

STATISTICS CANADA — STATISTIQUE CANADA
Health and Welfare Division — Division de la santé et du bien-être
Institutions Section — Section des institutions

83 213

HOSPITAL STATISTICS
Volume IV - Balance Sheets

LA STATISTIQUE HOSPITALIÈRE
Volume IV - Bilans hospitaliers

1970

Published by Authority of
The Minister of Industry, Trade and Commerce

Publication autorisée par
le ministre de l'Industrie et du Commerce

February - 1973 - Février
9002-539

Price—Prix: \$1.00

Statistics Canada should be credited when republishing all or any part of this document
Reproduction autorisée sous réserve d'indication de la source: Statistique Canada

Information Canada
Ottawa

PREFACE

An extensive array of hospital statistics relating to facilities available, services provided, personnel employed, educational facilities and finances of general and allied special hospitals, mental institutions and tuberculosis sanatoria operating in Canada is prepared by the Hospital Unit of the Institutions Section, Health and Welfare Division of Statistics Canada. A series of one quarterly and twelve annual reports are published, to provide users with a comprehensive presentation of these statistics.

Statistics on hospitals have been compiled by Statistics Canada since 1931 and have since been published in varying degrees of detail. The current list of publications specifically related to hospitals is as follows:¹

| | Catalogue |
|---|-----------|
| Hospital Indicators – Indicateurs des hôpitaux – Q. – T. | 83-001 |
| List of Canadian Hospitals and Related Institutions – Liste des hôpitaux canadiens et des établissements et installations connexes | 83-201 |
| Volume I – Hospital Beds – Lits d'hôpitaux | 83-210 |
| Volume II – Hospital Services – Services hospitaliers | 83-211 |
| Volume III – Hospital Personnel – Personnel hospitalier | 83-212 |
| Volume IV – Balance Sheets – Bilans hospitaliers | 83-213 |
| Volume V – Hospital Revenues – Revenus hospitaliers | 83-214 |
| Volume VI – Hospital Expenditures – Dépenses hospitalières | 83-215 |
| Volume VII – Hospital Indicators – Indicateurs hospitaliers | 83-216 |
| Preliminary Annual Report – Rapport annuel provisoire | 83-217 |
| Annual Salaries of Hospital Nursing Personnel – Traitements annuels du personnel infirmier des hôpitaux | 83-218 |
| Mental Health Statistics, Volume III, Institutional Facilities, Services and Finances – La statistique de l'hygiène mentale, Volume III, Installations, services et finances des institutions | 83-205 |
| Tuberculosis Statistics, Volume II, Institutional Facilities, Services and Finances – Statistique de la tuberculose, Volume II, Installations, services et finances des institutions | 83-207 |

Statistics Canada wishes to express its indebtedness to the individual hospitals across the nation which have prepared and submitted data for inclusion in this national statistical program; to the provincial hospital plan authorities for the collection of the data, and; to the provincial hospital associations and the Canadian Hospital Association in their promotion of uniform accounting and recording practices.

The reader's attention is drawn to the fact that not all of the collected and tabulated data appear in published form. Inquiries with respect to data of this nature or to data contained in this publication are invited and should be forwarded to the Institutions Section of the Health and Welfare Division of Statistics Canada.

¹ In addition to these publications, the Manpower Unit of the Institutions Section prepares and publishes a number of annual and occasional publications dealing with health manpower.

SYLVIA OSTRY,
Chief Statistician of Canada.

PRÉFACE

La Sous-section des hôpitaux, Section des établissements, Division de la santé et du bien-être de Statistique Canada prépare un grand nombre de statistiques sur les installations disponibles, les services fournis, le personnel employé, l'équipement didactique et la situation financière des hôpitaux généraux et spéciaux divers et des hôpitaux pour malades mentaux et pour tuberculeux du Canada. Statistique Canada publie douze bulletins annuels et une série de bulletins trimestriels afin d'offrir aux utilisateurs des statistiques complètes dans ce domaine.

Depuis 1931, Statistique Canada recueille les statistiques sur les hôpitaux et les présente dans des publications plus ou moins détaillées. Voici la liste des publications sur les hôpitaux actuellement disponibles¹:

Statistique Canada remercie les hôpitaux canadiens qui ont préparé et présenté les données pour qu'on puisse les intégrer dans le cadre du programme national de statistique; les administrateurs provinciaux de l'assurance-hospitalisation pour la collecte des données; les associations hospitalières provinciales et l'Association canadienne des hôpitaux pour leur effort d'uniformisation de la comptabilité et de la tenue des registres.

Nous attirons l'attention du lecteur sur le fait que Statistique Canada ne publie pas toutes les données recueillies et totalisées. Pour tout renseignement sur les données inédites ou sur les données de ce bulletin, s'adresser à la Section des établissements, Division de la santé et du bien-être, Statistique Canada.

¹ En plus de ces bulletins, la Sous-section de la main-d'oeuvre de la Section des établissements rédige et publie un certain nombre de publications annuelles et hors série sur le personnel sanitaire.

SYLVIA OSTRY,
Le statisticien en chef du Canada.

TABLE OF CONTENTS

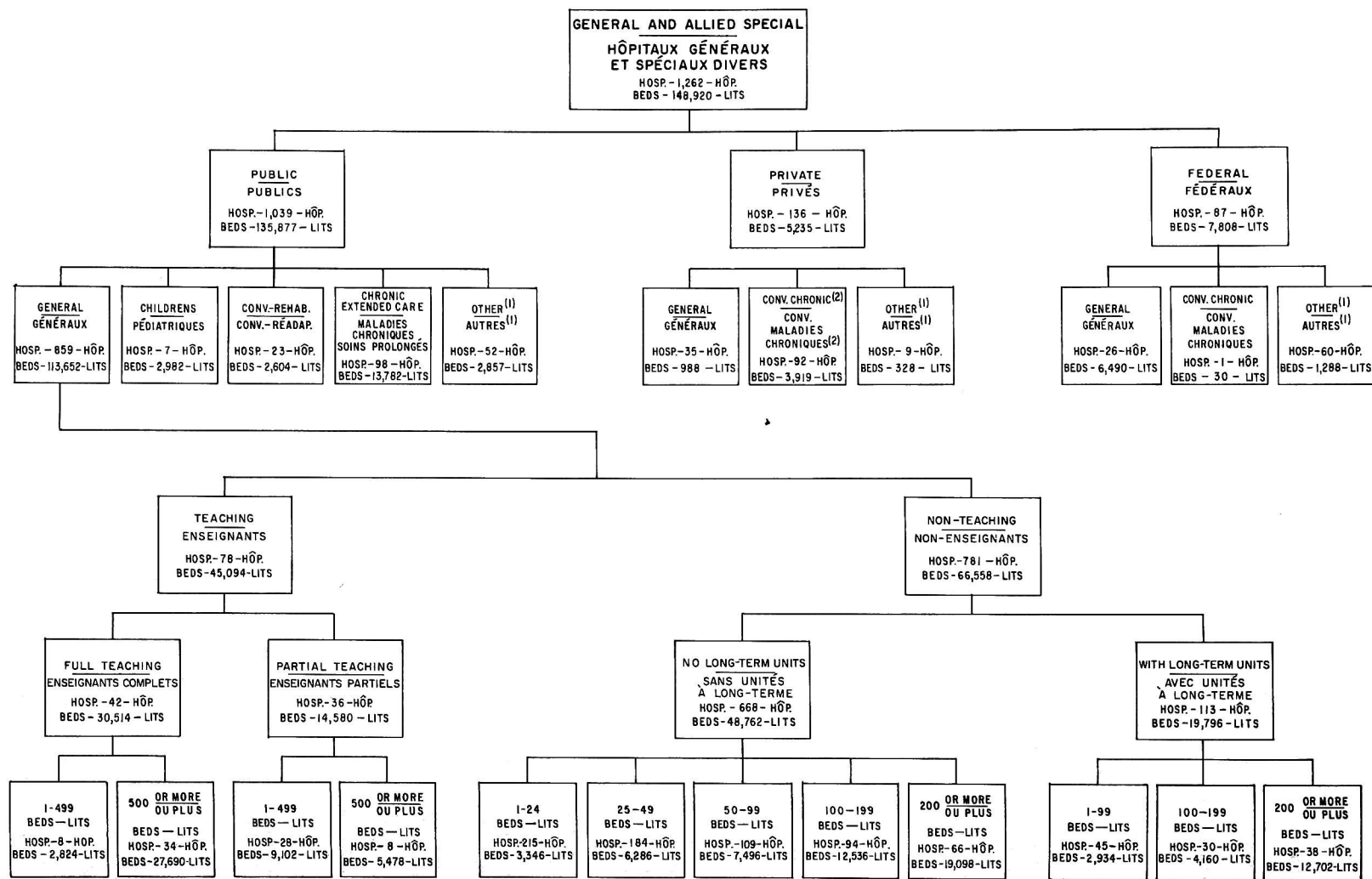
| | Page |
|---|------|
| Hospital Classification Chart | 6 |
| Explanatory Notes and Glossary | 7 |
| Hospital Classification Stub | 13 |
| Introduction | 15 |
| Integrated Fund, as at December 31 (Operating and Capital Funds) | 16 |
| Current Assets | 16 |
| Assets Held for Capital Purposes | 16 |
| Property, Plant and Equipment at Book Value | 18 |
| Current Liabilities | 19 |
| Capital Liabilities – Short-term | 19 |
| Long-term Liabilities | 19 |
| Endowment and Special Purpose Fund, as at December 31 | 23 |
| Assets | 23 |
| Liabilities | 23 |
| Table | |
| 1. Balance Sheets of Public Hospitals, 1970 | 25 |
| 2. Distribution of Total Assets of Operating Fund, Capital Fund and Integrated Fund | 26 |
| 3. Distribution of Total Liabilities of Operating Fund, Capital Fund and Integrated Fund | 36 |
| 4. Distribution of Equity | 46 |
| 5. Supplementary Detail of the Cost of Land Improve- ments | 51 |
| 6. Supplementary Detail of the Cost of Buildings and Building Service Equipment | 56 |
| 7. Buildings and Building Service Equipment Cost per Rated Bed | 61 |
| 8. Supplementary Detail of the Cost of Major Equipment (Shareable) | 62 |
| 9. Supplementary Detail of the Cost of Major Equipment (Non-Shareable) | 67 |
| 10. Major Equipment (Shareable and Non-Shareable) Cost per Rated Bed | 71 |
| 11. Inventory of Supplies per Rated Bed | 72 |
| 12. Supplementary Detail of Accumulated Depreciation, Land Improvements | 73 |
| 13. Supplementary Detail of Accumulated Depreciation, Buildings and Building Service Equipment | 77 |
| 14. Depreciation Expense – Buildings and Building Service Equipment per Rated Bed | 82 |
| 15. Supplementary Detail of Accumulated Depreciation, Major Equipment (Shareable) | 83 |
| 16. Supplementary Detail of Accumulated Depreciation, Major Equipment (Non-Shareable) | 88 |
| 17. Depreciation Expense – Major Equipment (Shareable and Non-Shareable) per Rated Bed | 92 |
| 18. Depreciation Expense per Rated Bed | 93 |
| 19. Distribution of Endowment and Special Purpose Fund Assets | 94 |
| 20. Distribution of Endowment and Special Purpose Fund Liabilities | 98 |

TABLE DES MATIÈRES

| | Page |
|---|------|
| Graphique de la classification des hôpitaux | 6 |
| Notes explicatives et terminologie | 7 |
| Désignation de la classification des hôpitaux | 13 |
| Introduction | 15 |
| Fonds intégré, au 31 décembre (Fonds d'exploitation et d'immobilisation) | 16 |
| Disponibilités | 16 |
| Actif détenu pour fins d'immobilisation | 16 |
| Valeur comptable de la propriété, des installations et du matériel | 18 |
| Passif à court terme | 19 |
| Passif de nature capitale à court terme | 19 |
| Passif à long terme | 19 |
| Fonds de notation et fonds réservé à des fins spéciales, au 31 décembre | 23 |
| Actif | 23 |
| Passif | 23 |
| Tableau | |
| 1. Bilans des hôpitaux publics, 1970 | 25 |
| 2. Répartition du total de l'actif du fonds d'exploitation, du fonds d'immobilisations et du fonds intégré | 26 |
| 3. Répartition du total du passif du fonds d'exploitation, du fonds d'immobilisations et du fonds intégré | 36 |
| 4. Répartition d'avoir | 46 |
| 5. Détails supplémentaires sur le coût des améliorations de terrains | 51 |
| 6. Détails supplémentaires sur le coût des bâtiments et matériel fixe | 56 |
| 7. Coût des bâtiments et du matériel fixe par lit (capacité théorique) | 61 |
| 8. Détails supplémentaires sur le coût du gros matériel (coût partageable) | 62 |
| 9. Détails supplémentaires sur le coût du gros matériel (coût non-partageable) | 67 |
| 10. Coût du gros matériel (partageable ou non) par lit (capacité théorique) | 71 |
| 11. Stocks par lit (capacité théorique) | 72 |
| 12. Détails supplémentaires sur l'amortissement accumulé des améliorations de terrains | 73 |
| 13. Détails supplémentaires sur l'amortissement accumulé des bâtiments et matériel fixe | 77 |
| 14. Frais d'amortissement (bâtiments et matériel fixe) par lit (capacité théorique) | 82 |
| 15. Détails supplémentaires sur l'amortissement accumulé du gros matériel (coût partageable) | 83 |
| 16. Détails supplémentaires sur l'amortissement accumulé du gros matériel (coût non-partageable) | 88 |
| 17. Frais d'amortissement (gros matériel, partageable ou non) par lit (capacité théorique) | 92 |
| 18. Frais d'amortissement par lit (capacité théorique) | 93 |
| 19. Répartition de l'actif du fonds de dotation et du fonds réservé à des fins spéciales | 94 |
| 20. Répartition du passif du fonds de dotation et du fonds réservé à des fins spéciales | 98 |

HOSPITAL CLASSIFICATION CHART 1970

GRAPHIQUE DE LA CLASSIFICATION DES HÔPITAUX 1970



(1) INCLUDES ORTHOPAEDIC, MATERNITY, NEUROLOGICAL, CANCER, NURSING STATIONS AND OUTPOST HOSPITALS. — COMPREND LES HÔPITAUX D'ORTHOPÉDIE, MATERNITÉ, NEUROLOGIE ET DU CANCER LES POSTES DE SOINS INFIRMIERS ET LES HÔPITAUX ÉLOIGNÉS.

(2) INCLUDES NURSING HOMES TEMPORARILY APPROVED FOR CHRONIC CARE. — COMPREND LES MAISONS DE REPOS QUI FIGURENT PROVISOIREMENT POUR SOINS CHRONIQUES.

EXPLANATORY NOTES AND GLOSSARY

Hospital

An institution which is operated for the medical, surgical and/or obstetrical care of in-patients, and which is licensed or approved as a hospital by the federal and/or a provincial government, or by a municipality duly authorized under the laws of the province. Specifically excluded are institutions primarily for tuberculosis, or psychiatric disorders.

Public Hospital

Recognised by the province as a "public hospital" which is not operated for profit and accepts all patients regardless of ability to pay.

Type of Service

General

A hospital which provides primarily for the diagnosis and short-term treatment of patients for a wide range of diseases or injuries. The services of a general hospital are not restricted to a specific age group or sex.

With long-term units—Refers to a hospital with a group of beds or rooms or a separate wing or building which is recognized as a distinct and separate treatment unit of the hospital. Admission normally requires formal admission procedures even when transferred from another part of the hospital.

Full-teaching—A hospital which provides a full range of under-graduate programs to medical students.

Partial-teaching—A hospital which provides medical teaching, but not a complete range of undergraduate programs to medical students.

Allied Special Hospitals

Includes children's, convalescent and/or rehabilitation, chronic and/or extended care and "other" hospitals.

Children's—A hospital which provides primarily for the diagnosis and short-term treatment of paediatric patients, generally 14 years of age and under.

Convalescent and/or rehabilitation—A hospital whose program is directed primarily to the recovery and rehabilitative phase of treatment for patients disabled by illness or injury.

Chronic and/or extended care—A hospital which provides primarily for the prolonged treatment of patients with chronic and long-term conditions.

NOTES EXPLICATIVES ET TERMINOLOGIE

Hôpital

Établissement donnant des soins médicaux, chirurgicaux ou obstétriques aux hospitalisés et détenant un permis ou une approbation du gouvernement fédéral ou provincial ou d'une municipalité autorisée à le faire par les lois d'une province. Ne comprend pas les établissements destinés avant tout au traitement de la tuberculose ou des troubles psychiatriques.

Hôpital public

Hôpital reconnu comme tel par la province et établi dans un but non lucratif; il accepte tous les malades sans égard à leur capacité de payer.

Genre de service

Hôpital général

Hôpital qui se spécialise dans le diagnostic et le traitement à court terme d'un grand nombre de maladies et de traumatismes. Les services d'un hôpital général ne sont pas restreints à un groupe d'âge ou à un sexe particulier.

Services de soins à long terme—Services d'un hôpital comprenant un groupe de lits ou de chambres ou une aile ou un bâtiment séparé qui est considéré comme quartier de traitement distinct. Pour y être admis, il faut en général remplir les formalités de demande d'admission, même s'il s'agit d'un transfert d'un autre quartier de l'hôpital.

Enseignement complet—Hôpital qui offre un éventail complet de programmes à l'intention des étudiants en médecine.

Enseignement partiel—Un hôpital qui offre l'enseignement médical mais non un éventail complet de programmes à l'intention des étudiants en médecine.

Hôpitaux spéciaux divers

Comprend pédiatrique, convalescence et (ou) réadaptation, chronique et (ou) soins prolongés et "autres" hôpitaux.

Pédiatrique—Hôpital qui se spécialise dans le diagnostic et le traitement à court terme des maladies chez les enfants, âgés généralement de 14 ans ou moins.

Convalescence et (ou) réadaptation—Hôpital qui s'occupe surtout du rétablissement et de la réadaptation des personnes rendues invalides par suite d'une maladie ou d'un traumatisme.

Maladies chroniques et (ou) soins prolongés—Hôpital qui se spécialise dans le traitement des malades souffrant de maladies chroniques ou dont l'état requiert des soins prolongés.

Other—A hospital which provides primarily for the treatment of a limited range of diseases or injuries, or which restricts admissions to a particular age group or sex. Examples of such specified categories may include orthopaedic, maternity, neurological, cancer hospitals. A hospital which provides a combination of various types of service and cannot be classified in any one of the foregoing categories is included in this group. "Other" also includes nursing stations and outpost hospitals.

Autres—Hôpital qui se spécialise dans le traitement d'un nombre restreint de maladies ou de traumatismes, ou qui n'admet que les malades d'un groupe d'âge ou d'un sexe particulier (par ex. orthopédie, maternité, neurologie, cancer). L'hôpital qui offre divers genres de services et qui ne peut être classé dans aucune des catégories susmentionnées est compris dans ce groupe. "Autres" comprend en outre les postes de soins infirmiers et les hôpitaux éloignés.

Type of Unit

Genre d'unité

Short-term

Those units provided for patients who at the time of admission require extensive diagnostic and treatment services and/or skilled nursing care and comprehensive medical attention.

Maladies aiguës

Il s'agit des unités où sont traités les malades dont l'état, au moment de leur admission, requiert des services intensifs de diagnostic et de traitements et (ou) des soins infirmiers spécialisés et une attention médicale soutenue.

Long-term

Convalescent and/or rehabilitation—refers to units providing for the care and treatment of patients:

- (a) who have passed the acute or emergency stage and whose condition can be improved by skilled nursing care and medical attention in a hospital and/or
- (b) who have disabling conditions which may be improved by rehabilitation treatment in hospital.

Maladies de longue durée

Convalescence et (ou) réadaptation—désigne les unités servant aux soins et au traitement des malades:

- (a) qui ont franchi le stade critique ou grave et dont l'état peut être amélioré par des soins infirmiers et médicaux spécialisés dans un hôpital, et (ou)
- (b) dont l'état d'impotence peut être amélioré par des traitements de réadaptation à l'hôpital.

Chronic and/or extended care—refers to units providing for the care and treatment of patients suffering from chronic or long-term illnesses or conditions which require continued nursing care and medical attention in a hospital.

Maladies chroniques et (ou) soins prolongés—désigne les unités soignant les malades souffrant de maladies chroniques ou de longue durée, ou dont l'état requiert des soins infirmiers et médicaux continus dans un hôpital.

Other—refers to long-term units which do not clearly fall under the foregoing categories.

Autres—Lorsque les unités n'entrent pas dans les catégories ci-dessus.

Subject Matter Terminology

Terminologie de matière

Balance Sheets—Beginning with the reporting year 1969 there are two optional systems for the treatment of balance sheet accounts:

- (a) using three basic funds:

Operating Fund,
Capital Fund,
Endowment and Special Purpose Fund;

or

- (b) using two basic funds:

Integrated Fund (the consolidation of Operating and Capital Funds),
Endowment and Special Purpose Fund.

Bilan—À partir de l'année de référence 1969, deux systèmes facultatifs de traitement des comptes du bilan peuvent être utilisés:

- (a) en distinguant trois fonds de base:

Le fonds d'exploitation
Le fonds d'immobilisations
Le fonds de dotation et le fonds réservé à des fins spéciales

ou

- (b) en distinguant deux fonds de base:

Le fonds intégré (la consolidation du fonds d'exploitation et du fonds d'immobilisations)
Le fonds de dotation et le fonds réservé à des fins spéciales.

Operating Fund—Includes all the operating assets and liabilities other than capital assets and liabilities incurred in connection with the acquisition of such assets.

Capital Fund—Includes assets held for future acquisition of plant assets, the assets themselves (which have resulted from past expenditures of capital funds) and related liabilities.

Integrated Fund—The consolidation of Operating and Capital Funds. Funds awaiting spending on acquisition of capital assets are earmarked within the Integrated Fund.

Equity—These accounts, whether reserves or unappropriated balances, represent the difference between the assets and liabilities of the hospital, i.e., the hospital's equity in its assets (other than Endowment and Special Purpose Fund assets).

Reserves

- (1) Operating reserves—the amount of equity that has been formally set aside as a reserve for contingencies or working capital or other similar purposes.
- (2) Sinking fund reserve—that portion of the assets held for capital purposes that will eventually be used to redeem long-term debt in accordance with the trust indenture under which the debt was originally issued.
- (3) Building fund reserve—that portion of the assets held for capital purposes that has been earmarked for investment in new building projects.
- (4) Depreciation fund reserve—that portion of the assets held for capital purposes that has been accumulated as a result of earmarking cash for future replacement of depreciable property, plant and equipment. This account would be used, for example, if funds representing shareable depreciation were required to be funded separately.
- (5) Other capital purposes—any other reserves where assets held for capital purposes are formally set aside for capital purposes not falling into any preceding category.

Unappropriated equity—The unappropriated equity of the Operating Fund and of the Capital Fund when such Funds are separately maintained.

Endowment and Special Purpose Fund—Includes all other assets held for special purposes and related liabilities (if any), including assets held as an endowment.

Fonds d'exploitation—Comprend toutes les valeurs de l'actif et du passif, de l'exploitation de l'hôpital, excepté les immobilisations et les dettes contractées pour leur acquisition.

Fonds d'immobilisations—Comprend les valeurs d'actif détenues pour l'acquisition de futures immobilisations (qui ont été acquises par des dépenses du fonds d'immobilisations), et les dettes s'y rattachant.

Fonds intégré—(La consolidation du fonds d'exploitation et du fonds d'immobilisations). Les fonds destinés à l'acquisition d'immobilisations, sont isolés à l'intérieur du fonds intégré.

Avoir—Ces montants, sous forme de réserves ou de soldes non affectés, représentent la différence entre l'actif et le passif de l'hôpital, c'est-à-dire l'avoir de l'hôpital dans son actif (autre que l'actif du fonds de dotation et du fonds réservé à des fins spéciales).

Réserves

- (1) Réserves d'exploitation—le montant de l'avoir qui a été dûment constitué en réserves pour imprévus ou en capital de roulement ou qui sert à d'autres fins semblables.
- (2) Réserve du fonds de remboursement de la dette—la partie de l'avoir détenu pour fins d'immobilisation qui servira un jour à rembourser la dette à long terme en conformité du brevet d'inscription hypothécaire en vertu duquel la dette a été contractée à l'origine.
- (3) Réserve du fonds de bâtiment—la partie de l'actif détenu pour fins d'immobilisations qui est réservée pour de nouveaux travaux de construction.
- (4) Réserve du fonds d'amortissement—la partie de l'actif détenu pour fins d'immobilisations, qui a été accumulée et réservée pour le remplacement de propriété, d'installations et de matériel amortissable. Ce compte est utilisé, par exemple, si les fonds représentant l'amortissement partageable doivent être distincts.
- (5) Autres réserves pour fonds d'immobilisations—toute autre réserve dont l'actif détenu pour fins d'immobilisations est mis de côté à des fins d'immobilisations et n'entre dans aucune catégorie précédente.

Avoir non affecté—L'avoir non affecté du fonds d'exploitation et du fonds d'immobilisations s'ils sont distincts.

Fonds de dotation et le fonds réservé à des fins spéciales—Comprend tous les autres éléments d'actif détenus pour des buts particuliers et les obligations qui s'y rattachent (s'il y a lieu), y compris les éléments d'actif à titre de dotation.

Other—A hospital which provides primarily for the treatment of a limited range of diseases or injuries, or which restricts admissions to a particular age group or sex. Examples of such specified categories may include orthopaedic, maternity, neurological, cancer hospitals. A hospital which provides a combination of various types of service and cannot be classified in any one of the foregoing categories is included in this group. "Other" also includes nursing stations and outpost hospitals.

Autres—Hôpital qui se spécialise dans le traitement d'un nombre restreint de maladies ou de traumatismes, ou qui n'admet que les malades d'un groupe d'âge ou d'un sexe particulier (par ex. orthopédie, maternité, neurologie, cancer). L'hôpital qui offre divers genres de services et qui ne peut être classé dans aucune des catégories susmentionnées est compris dans ce groupe. "Autres" comprend en outre les postes de soins infirmiers et les hôpitaux éloignés.

Type of Unit

Genre d'unité

Short-term

Those units provided for patients who at the time of admission require extensive diagnostic and treatment services and/or skilled nursing care and comprehensive medical attention.

Maladies aiguës

Il s'agit des unités où sont traités les malades dont l'état, au moment de leur admission, requiert des services intensifs de diagnostic et de traitements et (ou) des soins infirmiers spécialisés et une attention médicale soutenue.

Long-term

Convalescent and/or rehabilitation—refers to units providing for the care and treatment of patients:

- (a) who have passed the acute or emergency stage and whose condition can be improved by skilled nursing care and medical attention in a hospital and/or
- (b) who have disabling conditions which may be improved by rehabilitation treatment in hospital.

Maladies de longue durée

Convalescence et (ou) réadaptation—désigne les unités servant aux soins et au traitement des malades:

- (a) qui ont franchi le stade critique ou grave et dont l'état peut être amélioré par des soins infirmiers et médicaux spécialisés dans un hôpital, et (ou)
- (b) dont l'état d'impotence peut être amélioré par des traitements de réadaptation à l'hôpital.

Chronic and/or extended care—refers to units providing for the care and treatment of patients suffering from chronic or long-term illnesses or conditions which require continued nursing care and medical attention in a hospital.

Maladies chroniques et (ou) soins prolongés—désigne les unités soignant les malades souffrant de maladies chroniques ou de longue durée, ou dont l'état requiert des soins infirmiers et médicaux continus dans un hôpital.

Other—refers to long-term units which do not clearly fall under the foregoing categories.

Autres—Lorsque les unités n'entrent pas dans les catégories ci-dessus.

Subject Matter Terminology

Terminologie de matière

Balance Sheets—Beginning with the reporting year 1969 there are two optional systems for the treatment of balance sheet accounts:

- (a) using three basic funds:

Operating Fund,
Capital Fund,
Endowment and Special Purpose Fund;

or

- (b) using two basic funds:

Integrated Fund (the consolidation of Operating and Capital Funds),
Endowment and Special Purpose Fund.

Bilan—À partir de l'année de référence 1969, deux systèmes facultatifs de traitement des comptes du bilan peuvent être utilisés:

- (a) en distinguant trois fonds de base:

Le fonds d'exploitation
Le fonds d'immobilisations
Le fonds de dotation et le fonds réservé à des fins spéciales

ou

- (b) en distinguant deux fonds de base:

Le fonds intégré (la consolidation du fonds d'exploitation et du fonds d'immobilisations)
Le fonds de dotation et le fonds réservé à des fins spéciales.

Operating Fund—Includes all the operating assets and liabilities other than capital assets and liabilities incurred in connection with the acquisition of such assets.

Capital Fund—Includes assets held for future acquisition of plant assets, the assets themselves (which have resulted from past expenditures of capital funds) and related liabilities.

Integrated Fund—The consolidation of Operating and Capital Funds. Funds awaiting spending on acquisition of capital assets are earmarked within the Integrated Fund.

Equity—These accounts, whether reserves or unappropriated balances, represent the difference between the assets and liabilities of the hospital, i.e., the hospital's equity in its assets (other than Endowment and Special Purpose Fund assets).

Reserves

- (1) Operating reserves—the amount of equity that has been formally set aside as a reserve for contingencies or working capital or other similar purposes.
- (2) Sinking fund reserve—that portion of the assets held for capital purposes that will eventually be used to redeem long-term debt in accordance with the trust indenture under which the debt was originally issued.
- (3) Building fund reserve—that portion of the assets held for capital purposes that has been earmarked for investment in new building projects.
- (4) Depreciation fund reserve—that portion of the assets held for capital purposes that has been accumulated as a result of earmarking cash for future replacement of depreciable property, plant and equipment. This account would be used, for example, if funds representing shareable depreciation were required to be funded separately.
- (5) Other capital purposes—any other reserves where assets held for capital purposes are formally set aside for capital purposes not falling into any preceding category.

Unappropriated equity—The unappropriated equity of the Operating Fund and of the Capital Fund when such Funds are separately maintained.

Endowment and Special Purpose Fund—Includes all other assets held for special purposes and related liabilities (if any), including assets held as an endowment.

Fonds d'exploitation—Comprend toutes les valeurs de l'actif et du passif, de l'exploitation de l'hôpital, excepté les immobilisations et les dettes contractées pour leur acquisition.

Fonds d'immobilisations—Comprend les valeurs d'actif détenues pour l'acquisition de futures immobilisations (qui ont été acquises par des dépenses du fonds d'immobilisations), et les dettes s'y rattachant.

Fonds intégré—(La consolidation du fonds d'exploitation et du fonds d'immobilisations). Les fonds destinés à l'acquisition d'immobilisations, sont isolés à l'intérieur du fonds intégré.

Avoir—Ces montants, sous forme de réserves ou de soldes non affectés, représentent la différence entre l'actif et le passif de l'hôpital, c'est-à-dire l'avoir de l'hôpital dans son actif (autre que l'actif du fonds de dotation et du fonds réservé à des fins spéciales).

Réserves

- (1) Réserves d'exploitation—le montant de l'avoir qui a été dûment constitué en réserves pour imprévus ou en capital de roulement ou qui sert à d'autres fins semblables.
- (2) Réserve du fonds de remboursement de la dette—la partie de l'avoir détenu pour fins d'immobilisation qui servira un jour à rembourser la dette à long terme en conformité du brevet d'inscription hypothécaire en vertu duquel la dette a été contractée à l'origine.
- (3) Réserve du fonds de bâtiment—la partie de l'actif détenu pour fins d'immobilisations qui est réservée pour de nouveaux travaux de construction.
- (4) Réserve du fonds d'amortissement—la partie de l'actif détenu pour fins d'immobilisations, qui a été accumulée et réservée pour le remplacement de propriété, d'installations et de matériel amortissable. Ce compte est utilisé, par exemple, si les fonds représentant l'amortissement partageable doivent être distincts.
- (5) Autres réserves pour fonds d'immobilisations—toute autre réserve dont l'actif détenu pour fins d'immobilisations est mis de côté à des fins d'immobilisations et n'entre dans aucune catégorie précédente.

Avoir non affecté—L'avoir non affecté du fonds d'exploitation et du fonds d'immobilisations s'ils sont distincts.

Fonds de dotation et le fonds réservé à des fins spéciales—Comprend tous les autres éléments d'actif détenus pour des buts particuliers et les obligations qui s'y rattachent (s'il y a lieu), y compris les éléments d'actif à titre de dotation.

Estimated Year-end Adjustment—The amount due to or from the Provincial Plan of the province and other agencies with respect to the adjustment of a surplus or deficit incurred during the year.

Buildings and building service equipment—Includes all structures owned by the hospital and used in carrying out normal functions, as well as equipment added, to heat, light, ventilate or otherwise make servicable.

Major equipment (shareable)—The cost of equipment, the purchase of which has been approved by the Provincial Plan, and which:

- (1) has an estimated useful life of five years or more;
- (2) is usually moveable but if affixed has been installed to meet the particular requirement of a hospital function;
- (3) is capable of precise description, positive identification, and physical control;
- (4) has an economic value great enough to justify distributing the expense of its diminution over the period of its useful life.

Major equipment (non-shareable)—The cost of ambulances, any major equipment financed through the Health Resources Fund, and any item of major equipment the cost of which is specified as non-shareable by the Provincial Plan.

Minor equipment—The value of hospital equipment generally possessing the following characteristics:

- (1) has a relatively small unit cost;
- (2) has a probable useful life of not more than five years;
- (3) is relatively small in size with no fixed location;
- (4) is fairly numerous in quantity and would be difficult to keep track of individually;

Rated bed (bassinets) capacity—The number of beds and cribs (bassinets) which the hospital is designed to accommodate on the basis of established standards of floor area per bed (bassinets) as at December 31 of the reporting year.

Statistical Measurements

First Quartile (Q1)—That value where 25 % of the hospitals have a ratio of this amount or less and 75 % have a higher ratio.

Second Quartile (Q2)—That value where 50 % of the hospitals have a ratio of this amount or less and 50 % have a higher ratio—commonly referred to as the median.

Third Quartile (Q3)—That value where 75 % of the hospitals have a ratio of this amount or less and 25 % have a higher ratio.

Estimation de l'ajustement de fin d'année—Le montant dû à ou au régime d'assurance-hospitalisation de la province et des autres organismes ou à en recevoir, en ce qui trait à l'ajustement du surplus ou du déficit au cours de l'année.

Bâtiments et matériel fixe—Comprend l'ensemble des bâtiments que possède l'hôpital et qui servent aux fonctions régulières de celui-ci, de même que le matériel ajouté au chauffage, à l'éclairage et à la ventilation, ou mis en service de quelque manière.

Gros matériel (coût partageable)—Le coût du matériel, acheté en conformité du plan provincial, et qui:

- (1) a une durée estimative d'au moins cinq ans;
- (2) est ordinairement mobile, mais qu'on a fixé à demeure pour répondre à un besoin particulier de l'hôpital;
- (3) peut être clairement décrit et facilement identifié;
- (4) a une valeur économique assez grande pour justifier la répartition des frais d'amortissement sur toute sa durée.

Gros matériel (coût non partageable)—Le coût des ambulances, du gros matériel financé grâce à la Caisse d'aide à la santé et de tout article de gros matériel dont le coût est non partageable en vertu du Régime provincial.

Petit matériel—La valeur du matériel hospitalier possédant les caractéristiques générales suivantes:

- (1) coût unitaire relativement peu élevé;
- (2) durée probable d'au plus de cinq ans;
- (3) de dimensions relativement faibles et mobiles;
- (4) dont la quantité est assez grande et dont il serait difficile de garder la trace de chaque élément;

Capacité Théorique en lits (berceaux)—Le nombre de lits et de berceaux que l'hôpital (par parquet établi) peut abriter au 31 décembre de l'année du rapport.

Mesures statistiques

Premier quartile (Q1)—Valeur où 25 % des hôpitaux ont une proportion de ce montant ou moins et 75 % ont une proportion plus élevée.

Deuxième quartile (Q2)—Valeur où 50 % des hôpitaux ont une proportion de ce montant ou moins et 50 % ont une proportion plus élevée; communément appelée médiane.

Troisième quartile (Q3)—Valeur où 75 % des hôpitaux ont une proportion de ce montant ou moins et 25 % ont une proportion plus élevée.

Notes:

1. Medians are not presented in the tables of this publication unless there are 3 or more hospitals reporting data for the indicators to which they relate. Similarly, there must be 8 or more reporting hospitals for the inclusion of first and third quartile values. No such limitations apply to the calculation of the mean.
2. Indicator values for hospitals located in the Yukon and Northwest Territories, notably federal hospitals, do not appear as such in tabular presentations due to the constraints imposed by tabular planning requirements—these values, however, are implicit in the Canada total.

Remarques:

1. Les tableaux de ce bulletin ne contiennent pas les médianes, à moins que trois hôpitaux ou plus ne fournissent des données sur les indicateurs en question. De même, pour qu'ils comprennent les premiers et troisièmes quartiles, il faut que huit hôpitaux ou plus fournissent les données correspondantes. Le calcul de la moyenne ne fait toutefois pas l'objet de restrictions semblables.
2. Les indicateurs des hôpitaux situés au Yukon et dans les Territoires de Nord-Ouest, notamment ceux des hôpitaux fédéraux, n'apparaissent pas comme tels dans les tableaux à cause des exigences de la planification des tableaux; ces données sont toutefois comprises dans le total pour le Canada.

HOSPITAL CLASSIFICATION STUB

DÉSIGNATION DE LA CLASSIFICATION DES HÔPITAUX

| Abbreviated (as appearing in computerized format) | Unabbreviated |
|---|--|
| Abrégée (telle que présentée dans le format d'ordinateur) | Non abrégée |
| PUBLIC | |
| Gen. non-teach. no ltu/non-ens. sans unités à l.t. | Public, general, non-teaching, with no long-term units – Publics, généraux, non-enseignants, sans unités à long-terme |
| Gen. non-teaching with ltu/non-ens. avec unités à l.t. | Public, general, non-teaching, with long-term units – Publics, généraux, non-enseignants, avec unités à long-terme |
| Gen. teach. full/enseign complet | Public, general, full-teaching – Publics, généraux, enseignement complet |
| Gen. teach. partial/enseign partiel | Public, general, partial teaching – Publics, généraux, enseignement partiel |
| Children's/Pediatr. | Public, children's – Publics, pédiatriques |
| Conv./Rehab. | Public, convalescent and/or rehabilitation – Publics, convalescence et (ou) réadaptation |
| Chron./Ext. Care/soins prolongés | Public, chronic and/or extended care – Publics, maladies chroniques et (ou) soins prolongés |
| Other/Autres | Public, other – Publics, autres |
| PRIVATE/PRIVÉS | |
| General | Private, general – Privés, généraux |
| Conv./Chron. | Private, convalescent, rehabilitation, chronic and extended care – Privés, convalescence, réadaptation, maladies chroniques et soins prolongés |
| Other/Autres | Private, other – Privés, autres |
| FEDERAL/FÉDÉRAUX | |
| General | Federal, general – Fédéraux, généraux |
| Conv./Chron. | Federal, convalescent, rehabilitation, chronic and extended care – Fédéraux, convalescence, réadaptation, maladies chroniques et soins prolongés |
| Other/Autres | Federal, other – Fédéraux, autres |

SYMBOLS

The following standard symbols are used in Statistics Canada publications:

- .. figures not available.
- ... figures not appropriate or not applicable.
- nil or zero.
- amount too small to be expressed.
- p preliminary figures.
- r revised figures.

SIGNES CONVENTIONNELS

Les signes conventionnels suivants sont employés uniformément dans les publications de Statistique Canada:

- .. nombres indisponibles.
- ... n'ayant pas lieu de figurer.
- néant ou zéro.
- nombres infimes.
- p nombres provisoires.
- r nombres rectifiés.

INTRODUCTION

This report deals with balance sheet data pertaining to public, general and allied special hospitals for the reporting year 1970. Certain of these hospitals which provide "composite" services combining hospital and non-hospital functions which cannot be represented by separate accounts are excluded from the report along with all private and federal hospitals, mental institutions and tuberculosis sanatoria.

This edition of the publication marks the second year in which the data for this report have been derived from the revised Annual Return of Hospitals - Form HS-2 - Financial. Beginning with the reporting year 1969, two systems for the treatment of balance sheet accounts exist, one treating the accounts on a "funded" basis and one on an "integrated" basis according to the Canadian Hospital Accounting Manual (see Explanatory Notes and Glossary).

The reader will observe that an unabbreviated hospital classification stub qualifying the abbreviated stub used in computerized tabulations is presented in the Glossary which appears in the preceding pages.

A general footnote applicable to tables presented in this publication should be noted at this time: in a number of these tables, no values are shown for hospitals with less than 50 beds due to the fact that in hospitals of this bed size, a detailed information breakdown was not required. This general notation is also applicable to other hospital categories which include hospitals with less than 50 beds, e.g. 1-99 beds, convalescent/rehabilitation, other, etc. Also, indicators shown represent only those hospitals which reported non-zero data for all component items constituting the specific indicators.

In order to provide provincial and regional comparisons, balance sheet data for those provinces reporting on a funded basis have been consolidated and are presented in this report on an integrated basis i.e., the "operating and capital funds" as reported by the provinces of Quebec, Manitoba and British Columbia have been converted by Statistics Canada into the "integrated fund" system as used by the remainder of the provinces and all textual references in this report will be to "integrated fund".

This report contains "integrated fund" balance sheet data for 956 (92%) of the 1,039 public general and allied special hospitals in operation in 1970 and "endowment and special purpose fund" data as reported by 255 (25%) of the

La présente publication traite des données présentées dans les bilans de l'année de déclaration 1970 préparés par les hôpitaux publics généraux et spécialisés. Elle ne tient pas compte des hôpitaux dont l'activité est "générale", c'est-à-dire qui remplissent en même temps des fonctions hospitalières et non hospitalières qui ne peuvent figurer séparément dans les comptes. Sont également exclus les hôpitaux privés et fédéraux, ainsi que les établissements psychiatriques et les sanatoriums pour tuberculeux.

Cette année, pour la deuxième fois, les données publiées dans ce bulletin sont extraites du Rapport d'activité des hôpitaux (révisé), Formule HS-2 - Finances. À partir de l'année de déclaration 1969, deux systèmes, au choix, de traitement des comptes du bilan peuvent être utilisés, l'un traitant les comptes sur une base de comptabilité par "fonds" et l'autre sur une base de comptabilité "intégrée" selon le manuel de comptabilité des hôpitaux du Canada (voir notes explicatives et terminologie).

On remarquera que les abréviations utilisées dans les tableaux d'ordinateur sont expliquées dans le glossaire qui figure aux pages précédentes.

Il convient de signaler ici la note générale qui se rapporte aux tableaux de cette publication: certains tableaux ne comportent aucun chiffre pour les hôpitaux de moins de 50 lits étant donné qu'on n'exigeait aucune ventilation détaillée des chiffres pour les hôpitaux de cette taille. C'est aussi le cas des autres catégories d'hôpitaux qui comprennent des établissements de moins de 50 lits (ex.: 1 à 99 lits, convalescence et (ou) réadaptation, autres, etc.). Aussi, les indicateurs donnés représentent uniquement les hôpitaux dont les données diffèrent de zéro pour tous les éléments composant chaque indicateur en particulier.

Afin de permettre des comparaisons entre les provinces et entre les régions, les données du bilan pour les provinces qui déclarent sur une base de comptabilité par fonds ont été consolidées et sont présentées dans cette publication sur une base de comptabilité intégrée, c'est-à-dire que les "fonds d'exploitation et les fonds d'immobilisation", déclarés par le Québec, le Manitoba et la Colombie-Britannique, ont été convertis par Statistique Canada selon le système de "fonds intégré", utilisé par les autres provinces; toutes les références du texte de cette publication seront faites par rapport au "fonds intégré".

Cette publication contient les données du bilan du "fonds intégré" relatives à 956 (92 %) des 1,039 hôpitaux généraux publics et spécialisés en activité en 1970, ainsi que les données relatives au "fonds de dotation et au fonds réservé à des fins spéciales

public hospitals. Total reported assets of the combined "funds" stood at \$3,063 million with the "integrated fund" accounting for \$2,920 million and the "endowment and special purpose fund" for \$143 million (Table 1). Total current and long-term liabilities for the "integrated fund" amounted to \$1,028 million and for the "endowment and special purpose fund" \$12 million.

INTEGRATED FUND, AS AT DECEMBER 31 (OPERATING AND CAPITAL FUNDS)

Current Assets

In 1970 current assets constituted 10.2% of the \$2,920 million of total assets reported by public hospitals (Table 2). Accounts receivable from services to patients amounted to 4.8% of total assets, comprising due from Provincial Plans (2.8%), "other" receivables such as Blue Cross or Workmen's Compensation Boards (1.6%) and estimated year-end adjustments (0.4%). Inventory of supplies accounted for 1.8% of total assets in 1970, decreasing with hospital size from a high of 4.2% in the 1-24 bed general, non-teaching, no long-term unit hospitals to a low of 1.1% in the 1-499 bed general, full-teaching hospitals. Inventory of supplies per rated bed rose by 4.2% from \$397.91 in 1969 to \$414.79 in 1970 and varied inversely with hospital size dropping from \$589.77 in the 1-24 bed general, non-teaching, no long-term unit hospitals to \$311.91 in the 500+ bed general partial-teaching hospitals (Table 11, Chart 1). Provincially, inventory of supplies ranged from \$323.37 in Alberta to \$667.83 in Newfoundland, in 1970. Cash on hand and in the bank and investments each accounted for 1.2% of total assets in 1970. This percentage relationship tended to diminish with hospital size for both cash and investments.

Assets Held for Capital Purposes

Although similar in nature to current assets, capital assets are restricted by law, government ruling or by management policy as being held for capital purposes only. In 1970, assets held for capital purposes amounted to 6.2% of total assets reported by public hospitals and consisted mainly of investments (2.8% of total assets) and capital grants (2.0%) followed by cash on hand and in the bank (0.7%) (Table 2).

fournies" par 255 hôpitaux publics (soit 25 % du total). L'actif total déclaré du "fonds" combiné atteignait 3,063 millions de dollars dont 2,920 millions de dollars représentaient le "fonds intégré" et 143 millions de dollars le "fonds de dotation et le fonds réservé à des fins spéciales" (Tableau 1). Le total du passif exigible à court et à long terme s'élevait à 1,028 millions de dollars pour le "fonds intégré" et à 12 millions de dollars pour le "fonds de dotation et le fonds réservé à des fins spéciales".

FONDS INTÉGRÉ, AU 31 DÉCEMBRE (FONDS D'EXPLOITATION ET D'IMMOBILISATION)

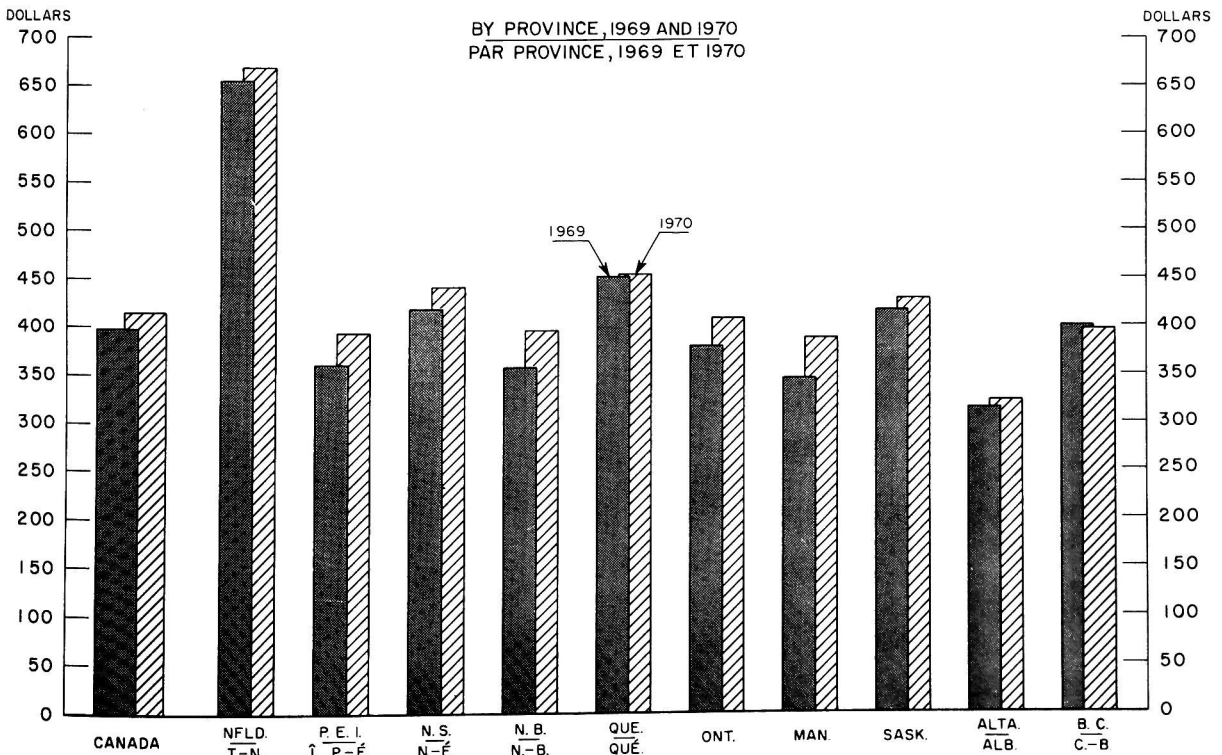
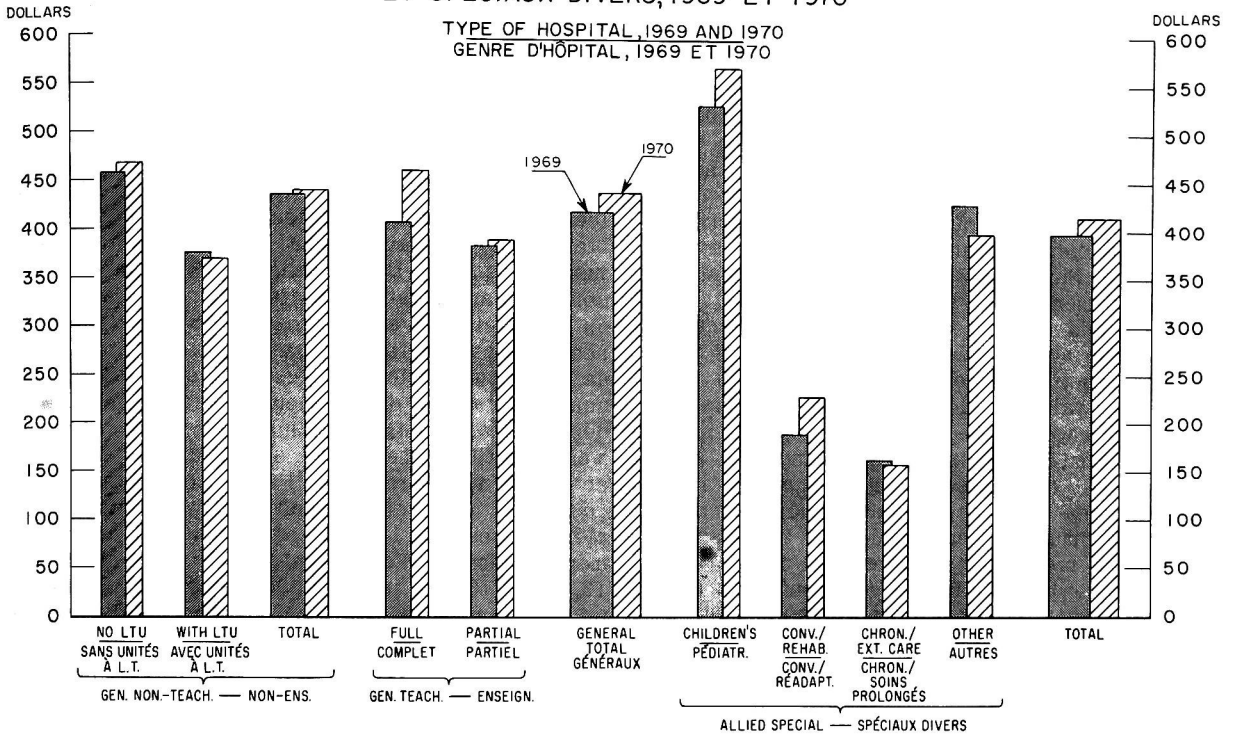
Disponibilités

En 1970, les disponibilités constituaient 10.2 % des 2,920 millions de dollars du total de l'actif déclaré par les hôpitaux publics (Tableau 2). Les comptes à recevoir pour les services rendus aux patients représentaient 4.8 % du total de l'actif et comprenaient les montants dus par les régimes d'assurance-hospitalisation des provinces (2.8 %), les "autres" comptes à recevoir comme ceux de la Croix bleue ou de la Commission des accidents du travail (1.6 %) et les estimations des ajustements de fin d'année (0.4 %). Les stocks, qui représentaient 1.8 % du total de l'actif en 1970, diminuaient en proportion avec la taille de l'hôpital, passant de 4.2 % dans les hôpitaux généraux ne dispensant aucun enseignement, ne disposant d'aucune unité pour maladies de longue durée et comptant de 1 à 24 lits, à 1.1 % dans les hôpitaux généraux d'enseignement complet possédant de 1 à 499 lits. La valeur des stocks par lit théorique a augmenté de 4.2 %, passant de \$397.91 en 1969 à \$414.79 en 1970 et variait inversement à la taille de l'hôpital, tombant de \$589.77 dans les hôpitaux généraux ne dispensant aucun enseignement, ne disposant d'aucune unité de soins pour maladies de longue durée et comptant de 1 à 24 lits, à \$311.91 dans les hôpitaux généraux d'enseignement partiel comptant 500 lits ou plus (Tableau 11, Graphique 1). Au niveau provincial, la valeur des stocks en 1970 variait de \$323.37 en Alberta à \$667.83 à Terre-Neuve. L'encaisse, les dépôts bancaires et les placements représentaient chacun 1.2 % du total de l'actif en 1970. Cette proportion tendait à diminuer avec la taille de l'hôpital, aussi bien pour l'encaisse et les dépôts que pour les placements.

Actif détenu pour fins d'immobilisation

Quoique de nature semblable aux disponibilités, les capitaux d'immobilisation sont contraints par la loi, les règlements gouvernementaux ou par les politiques de gestion, à servir uniquement à des fins d'immobilisation. En 1970, l'actif détenu pour fins d'immobilisation représentait 6.2 % du total de l'actif déclaré par les hôpitaux publics et était constitué principalement de placements (2.8 % du total de l'actif) et de subventions (2.0 %), ainsi que d'encaisse et de dépôts bancaires (0.7 %) (Tableau 2).

INVENTORY OF SUPPLIES PER RATED BED, PUBLIC GENERAL AND ALLIED SPECIAL HOSPITALS, 1969 AND 1970
STOCKS PAR LIT (CAPACITÉ THÉORIQUE), HÔPITAUX GÉNÉRAUX PUBLICS ET SPÉCIAUX DIVERS, 1969 ET 1970



Property, Plant and Equipment at Book Value

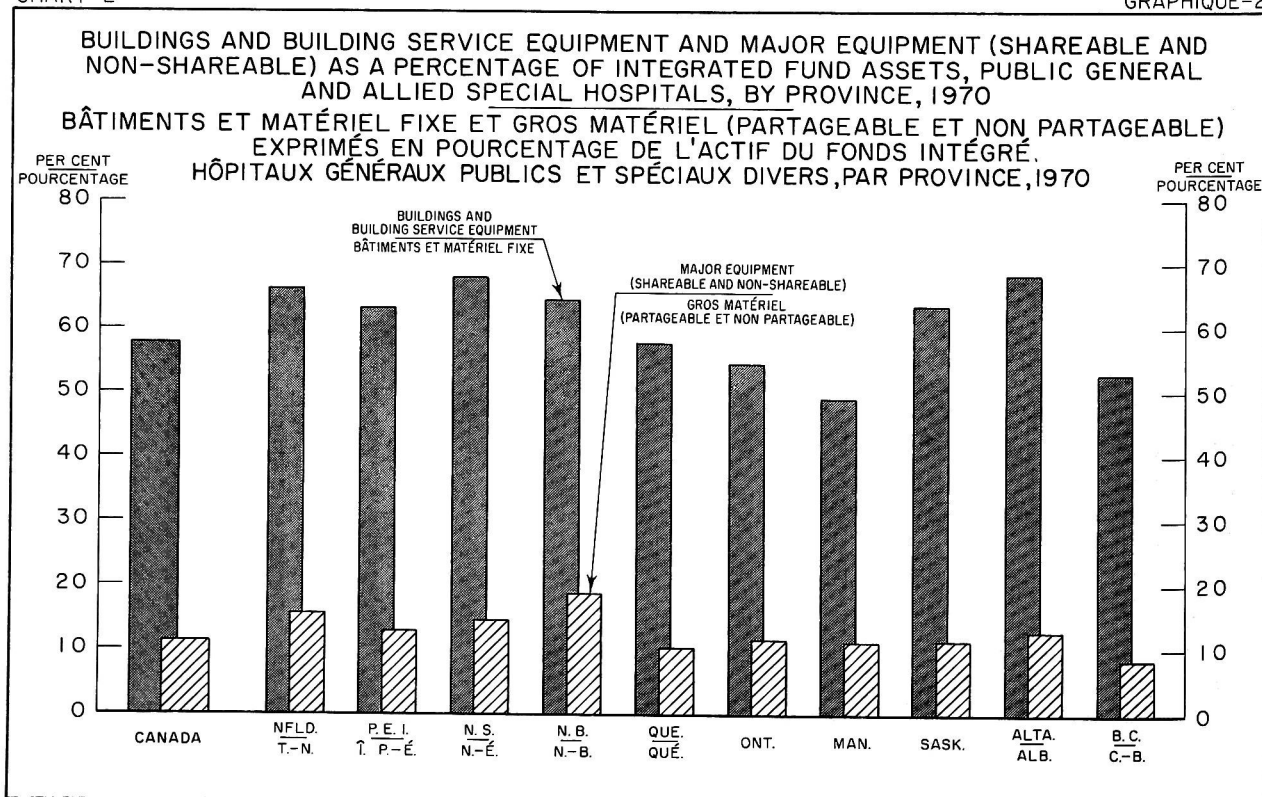
Property, plant and equipment at book value accounted for in excess of four fifths (81.1%) of the reported assets of public hospitals in 1970 (Table 2). The book value of buildings and building service equipment represented almost three fifths (57.7%) of the total assets reported by public hospitals in 1970 (Chart 2). Major equipment shareable accounted for an additional 10.9% followed by construction in progress (8.3%) and land (2.4%). The book value for each of these assets as recorded in Table 2 of this report is derived from the cost of the assets at December 31 less the corresponding accumulated depreciation to date. Supplementary detail of the cost of land improvements, building and building service equipment and major equipment shareable and non-shareable are included in Tables 5, 6, 8 and 9 of this report to record the changes over the year in the value at cost of these depreciable assets. For each of the above mentioned assets the tables contain the balance at January 1 and December 31, 1970 assets acquired and retired during the year and adjustments. Supplementary detail of accumulated depreciation for these same accounts are provided by Tables 12, 13, 15 and 16 which show the balances at January 1 and December 31, 1970, accumulated depreciation on assets retired during the year, and adjustments. The cost of buildings and building service equip-

Valeur comptable de la propriété, des installations et du matériel

En 1970, la valeur comptable de la propriété, des installations et du matériel représentait plus des 4/5 (81.1 %) de l'actif déclaré par les hôpitaux publics (Tableau 2). La valeur comptable des bâtiments et du matériel fixe représentait près des 3/5 (57.7 %) du total de l'actif déclaré par les hôpitaux publics en 1970 (Graphique 2). Le gros matériel partageable représentait 10.9 % du total de l'actif, suivi par les constructions en cours (8.3 %) et les terrains (2.4 %). La valeur comptable de chacun de ces éléments d'actif, déclarée au Tableau 2 de ce rapport, a été calculée à partir du coût de l'élément d'actif au 31 décembre moins l'amortissement correspondant accumulé jusqu'à ce jour. Des détails supplémentaires sur le coût de l'amélioration des terrains, des bâtiments et du matériel fixe et du gros matériel partageable et non partageable figurent aux Tableaux 5, 6, 8 et 9 de cette publication et illustrent la modification, au cours de l'année, de la valeur de ces éléments d'actif dépréciable. Ces tableaux indiquent, pour chaque élément d'actif susmentionné, les bilans au 1er janvier et au 31 décembre 1970, l'actif acquis et retiré au cours de l'année et les ajustements. Des détails supplémentaires sur l'amortissement accumulé pour ces mêmes éléments d'actif sont fournis aux Tableaux 12, 13, 15 et 16, qui indiquent les balances des comptes au 1er janvier et au 31 décembre 1970, les frais d'amortissement accumulés pour l'actif réalisé au cours de l'année, et les ajustements. Le coût des

CHART-2

GRAPHIQUE-2



ment per rated bed was \$16,925.01 in 1970, rising from \$11,924.68 in the 1-24 bed general, non-teaching, no long-term unit hospitals to \$24,091.53 in 1-499 bed general full-teaching hospitals and varying provincially from \$11,735.56 in Prince Edward Island to \$23,047.43 in Newfoundland (Table 7, Chart 3). The cost of major equipment (shareable and non-shareable) increased by 7.9% to \$5,101.44 in 1970 ranging from \$3,739.88 in the 1-24 bed general, non-teaching, no long-term unit hospitals to \$8,188.31 in the 1-499 bed general, full-teaching hospitals and from \$3,567.28 in Prince Edward Island to \$6,439.69 in Newfoundland (Table 10, Chart 4). Depreciation expense per rated bed reached \$675.51 in 1970 (Table 18, Chart 5) while depreciation expense per rated bed on buildings and building service equipment was \$385.59 (Table 14) and depreciation expense per rated bed on major equipment (shareable and non-shareable) was \$311.84 (Table 17).

Current Liabilities

Current liabilities made up more than one quarter (27.9%) of the \$1,028 million of total liabilities reported by public hospitals in 1970 (Table 3). Trade and other accounts payable on a current basis (including employee deductions payable) amounted to more than one tenth (10.7%) of total assets followed by bank loans and overdrafts (4.2%), accounts payable (3.9%) and accrued liabilities (3.5%).

Capital Liabilities – Short-term

Capital liabilities short-term accounted for almost one tenth (9.9%) of total liabilities reported in 1970 (Table 3). Bank loans and overdrafts which accounted for 3.5% of total liabilities and accounts payable which amounted to 3.4% of total liabilities constituted the bulk of these liabilities in 1970.

Long-term Liabilities

More than three fifths (62.6%) of total liabilities reported in 1970 were long-term (Table 3). Bonds and debentures accounted for 42.4% of total liabilities comprising those issued by hospitals (35.7% of total assets), by municipalities (4.7%) and by others (2.0%) (Chart 6). Advances from the provinces or Provincial Plans amounted to 7.1% of total liabilities in 1970 followed by notes payable (1.9%) and bank loans (1.6%).

bâtiments et du matériel fixe par lit théorique a atteint \$16,925.01 en 1970, passant de \$11,924.68 dans les hôpitaux généraux ne dispensant aucun enseignement, ne disposant d'aucune unité pour maladies de longue durée et comptant de 1 à 24 lits, à \$24,091.53 dans les hôpitaux généraux d'enseignement complet comptant de 1 à 499 lits; au niveau provincial, il varie de \$11,735.56 dans l'île-du-Prince-Édouard, à \$23,047.43 à Terre-Neuve (Tableau 7, Graphique 3). Le coût du gros matériel (partageable et non partageable) a augmenté de 7.9 % et a atteint \$5,101.44 en 1970, s'échelonnant de \$3,739.88 dans les hôpitaux généraux ne dispensant aucun enseignement, ne disposant d'aucune unité pour maladies de longue durée et comptant de 1 à 24 lits, à \$8,188.31 dans les hôpitaux généraux d'enseignement complet comptant de 1 à 499 lits; il variait de \$3,567.28 à l'île-du-Prince-Édouard, à \$6,439.69 à Terre-Neuve (Tableau 10, Graphique 4). Les frais d'amortissement par lit théorique ont atteint \$675.51 en 1970 (Tableau 18, Graphique 5) tandis que les frais d'amortissement, par lit théorique, des bâtiments et du matériel fixe étaient de \$385.59 (Tableau 14) et les frais d'amortissement, par lit théorique, du gros matériel (partageable et non partageable) étaient de \$311.84 (Tableau 17).

Passif à court terme

Le passif à court terme représentait plus du quart (27.9 %) des 1,028 millions de dollars du total du passif déclaré par les hôpitaux publics en 1970 (Tableau 3). Les comptes de fournisseurs et les autres comptes payables à court terme (y compris les déductions des employés à payer) représentaient plus du dixième (10.7 %) du total de l'actif, suivis par les emprunts et les découverts bancaires (4.2 %), les comptes à payer (3.9 %) et les charges à payer (3.5 %).

Passif de nature capitale à court terme

Le passif de nature capitale à court terme représentait près d'un dixième (9.9 %) du total du passif déclaré en 1970 (Tableau 3). Les emprunts et les découverts bancaires, qui représentaient 3.5 % du total du passif, et les comptes à payer qui représentaient 3.4 % du total du passif, constituaient la plus grosse partie de ce passif en 1970.

Passif à long terme

Plus des 3/5 (62.6 %) du total du passif déclaré en 1970 étaient à long terme (Tableau 3). Les obligations à payer représentaient 42.4 % du total du passif; elles comprennent les émissions effectuées par les hôpitaux (35.7 % du total de l'actif), par les municipalités (4.7 %) et par d'autres (2.0 %) (Graphique 6). Les avances consenties par les régimes d'assurance-hospitalisation des provinces représentaient 7.1 % du total du passif en 1970, suivies par les billets à payer (1.9 %) et les emprunts bancaires (1.6 %).

CHART-3

GRAPHIQUE-3

BUILDINGS AND BUILDING SERVICE EQUIPMENT COST PER RATED BED
PUBLIC GENERAL AND ALLIED SPECIAL HOSPITALS, 1970
COÛT DES BÂTIMENTS ET DU MATÉRIEL FIXE PAR LIT (CAPACITÉ THÉORIQUE),
HÔPITAUX GÉNÉRAUX PUBLICS ET SPÉCIAUX DIVERS, 1970

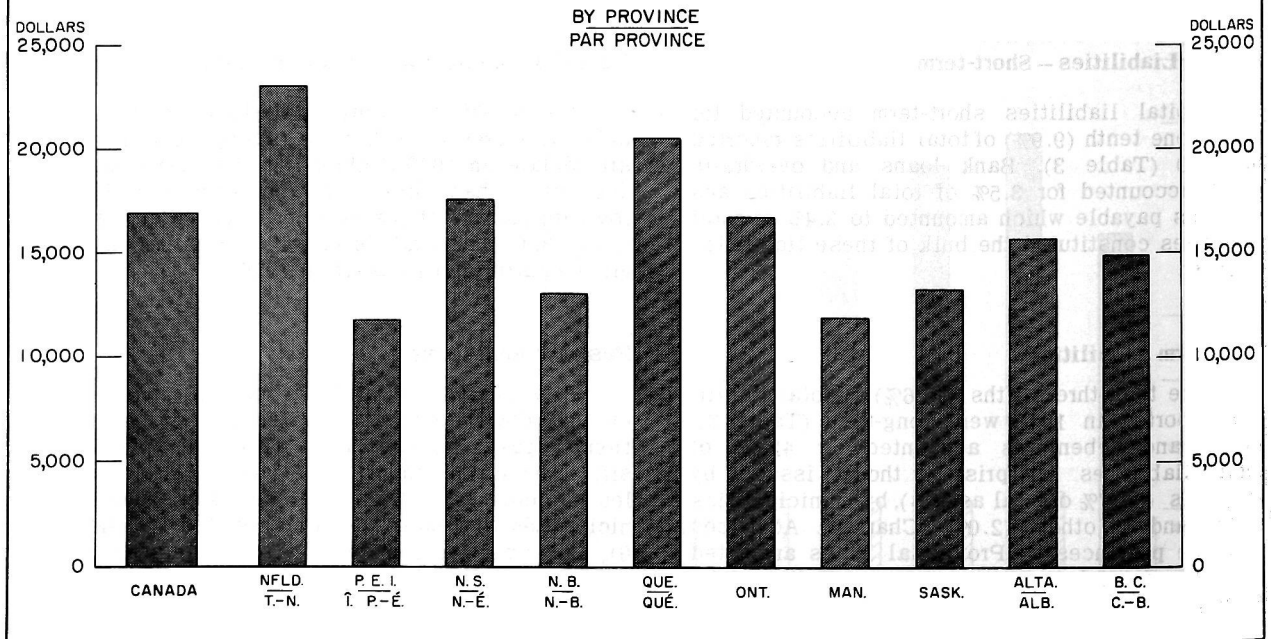
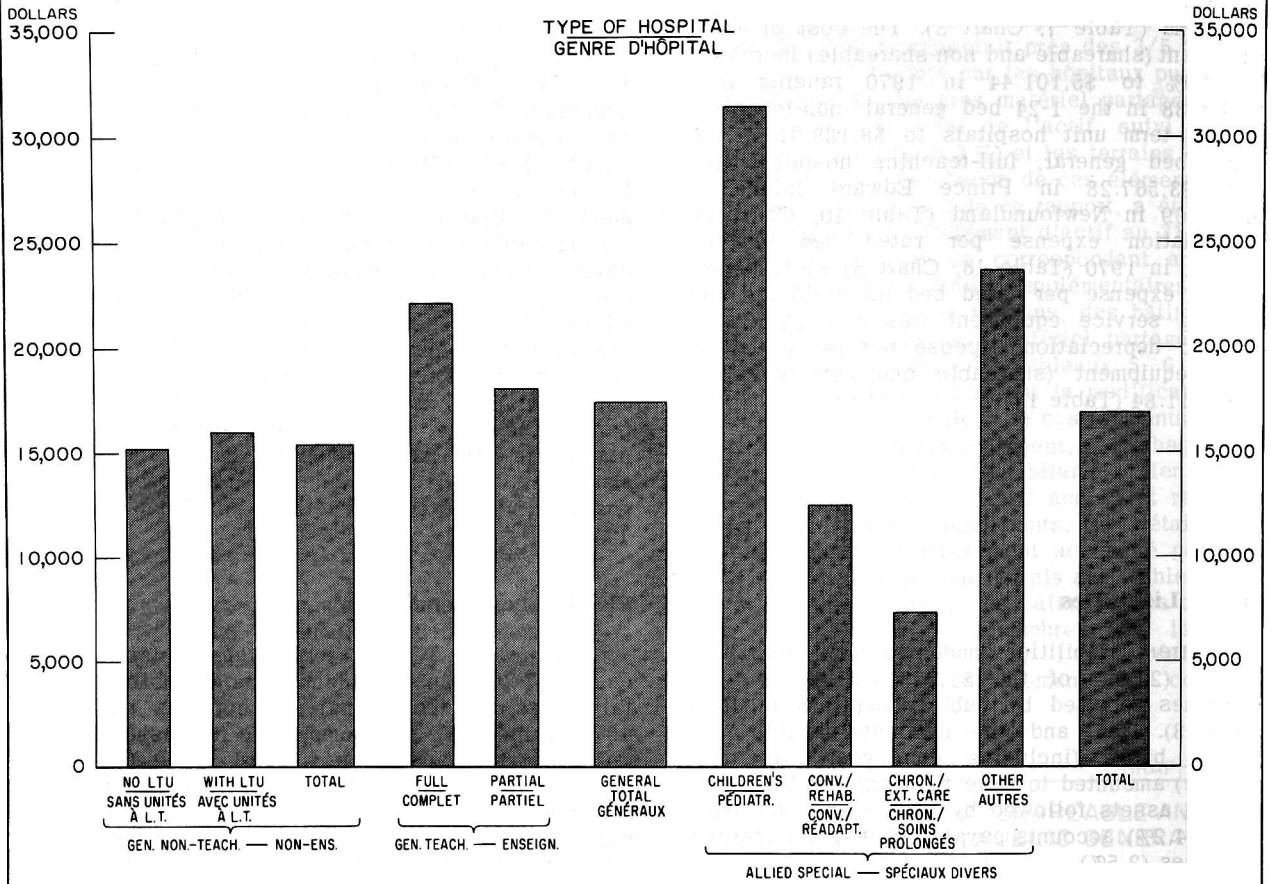


CHART-4

GRAPHIQUE-4

MAJOR EQUIPMENT (SHAREABLE AND NON-SHAREABLE) COST PER RATED BED
PUBLIC GENERAL AND ALLIED SPECIAL HOSPITALS, 1970
CÔÛT DU GROS MATÉRIEL (PARTAGEABLE OU NON) PAR LIT (CAPACITÉ THÉORIQUE)
HÔPITAUX GÉNÉRAUX PUBLICS ET SPÉCIAUX DIVERS, 1970

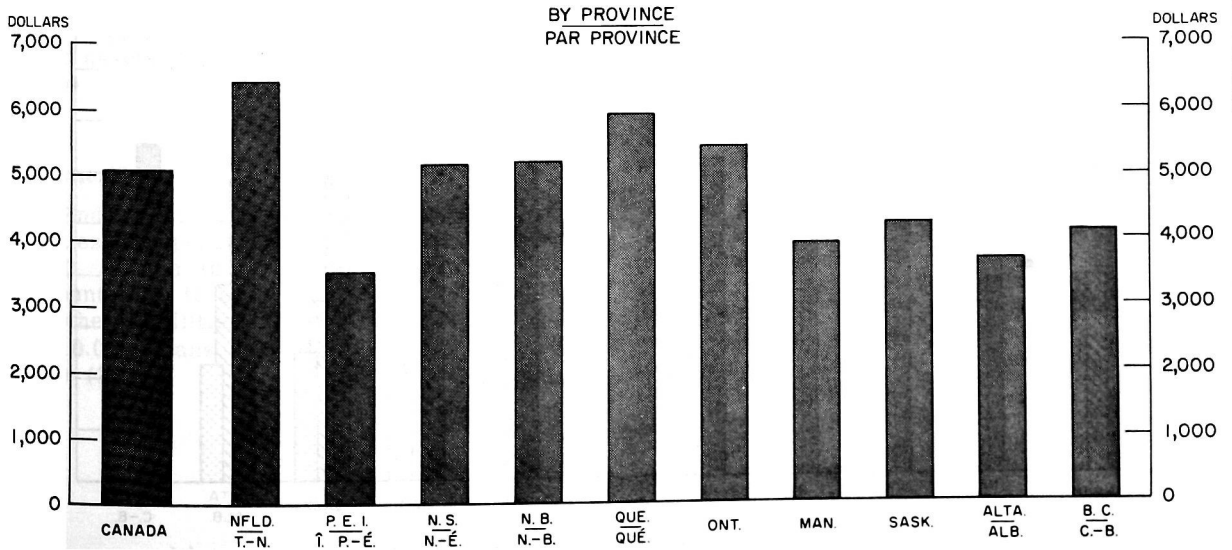
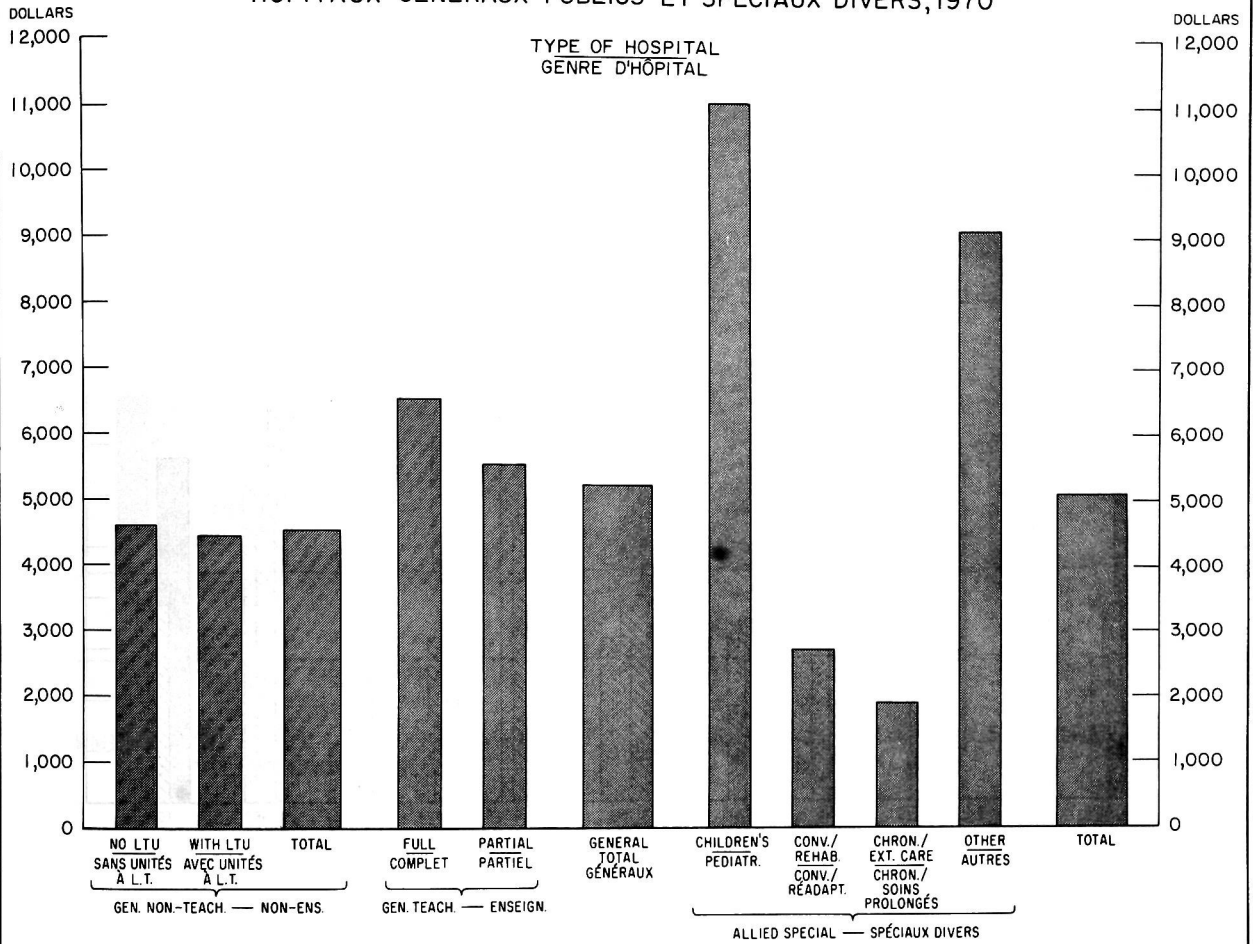
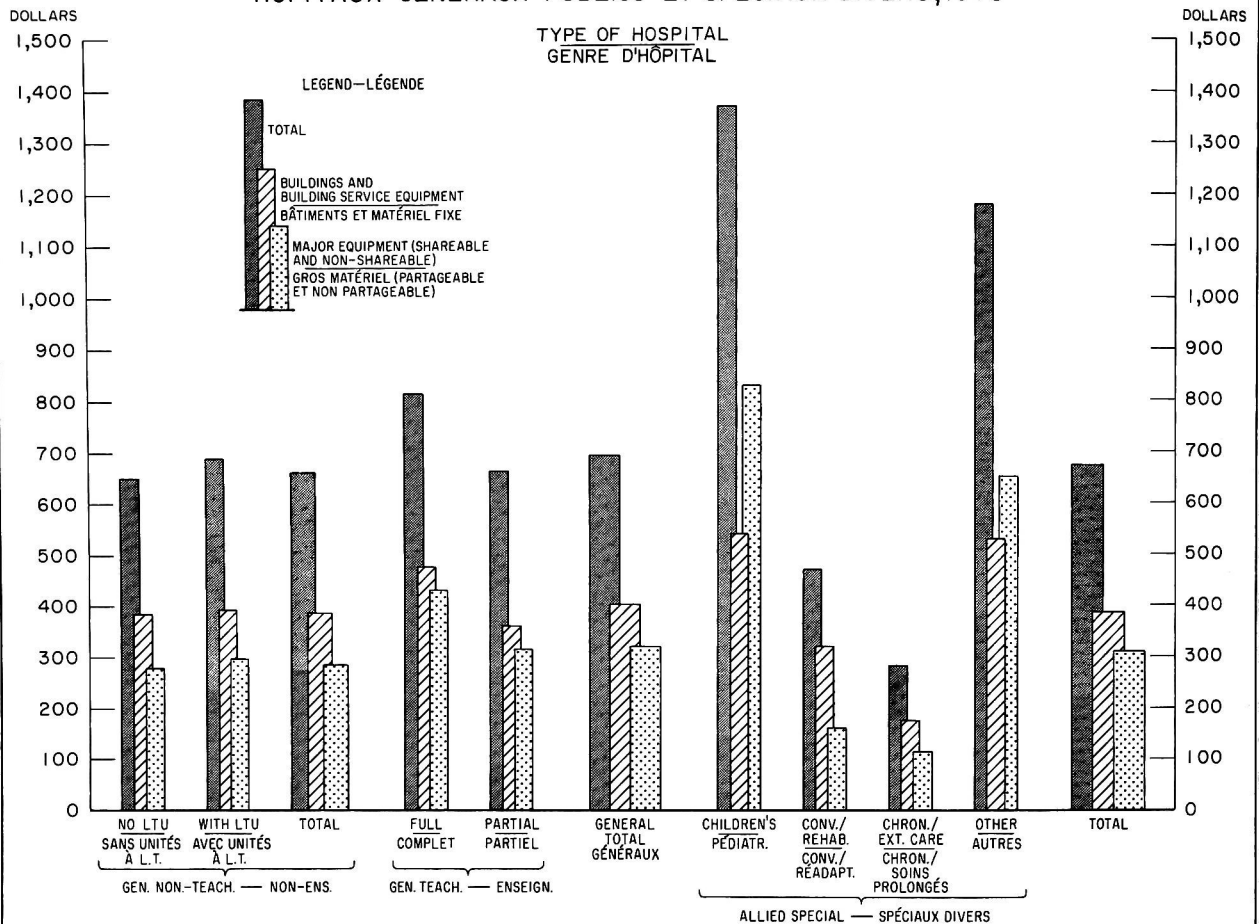


CHART-5

GRAPHIQUE-5

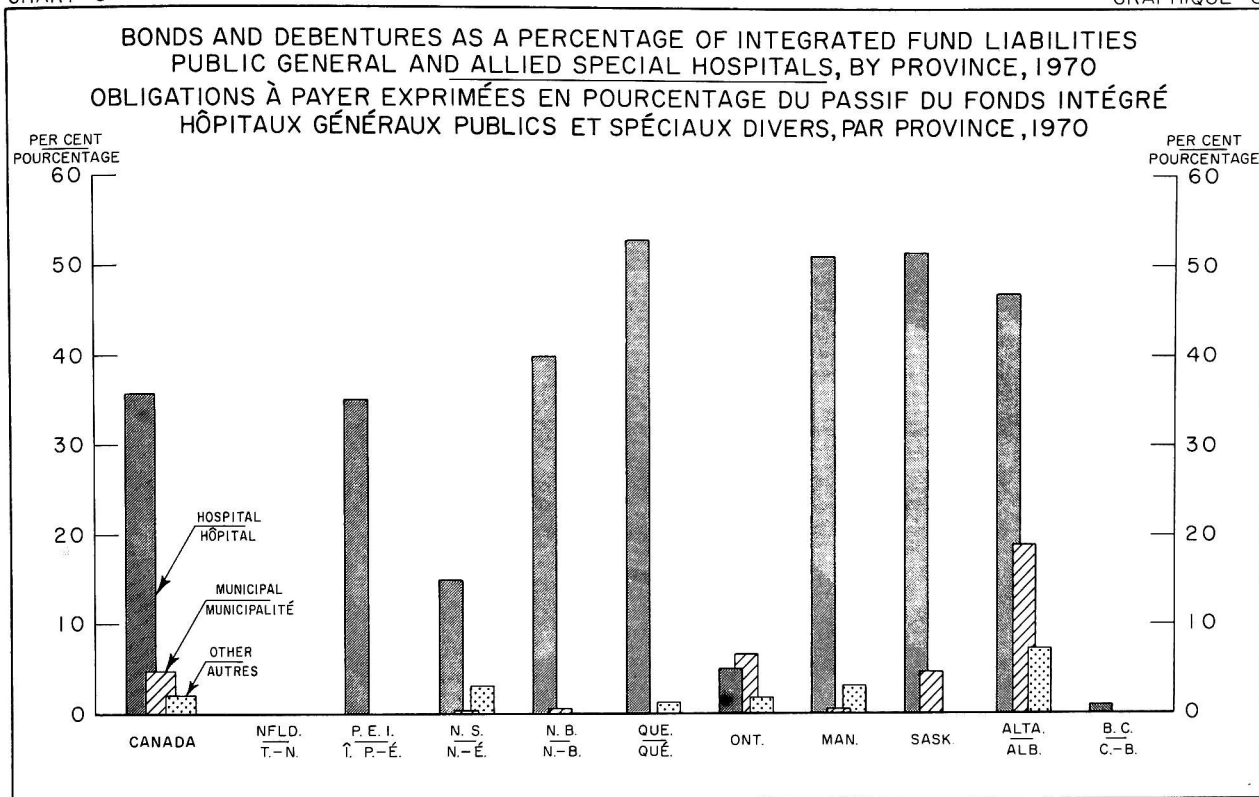
DEPRECIATION EXPENSE⁽¹⁾ PER RATED BED, PUBLIC GENERAL AND ALLIED SPECIAL HOSPITALS, 1970
 FRAIS D'AMORTISSEMENT⁽¹⁾ PAR LIT (CAPACITÉ THÉORIQUE) HÔPITAUX GÉNÉRAUX PUBLICS ET SPÉCIAUX DIVERS, 1970



(1) DEPRECIATION EXPENSE IS NOT CONSIDERED AS OPERATING EXPENSE IN THE PROVINCE OF QUEBEC. — FRAIS D'AMORTISSEMENT NE SONT PAS CONSIDÉRÉS COMME DÉPENSES D'EXPLOITATION DANS LA PROVINCE DE QUÉBEC.

CHART-6

GRAPHIQUE - 6



**ENDOWMENT AND SPECIAL PURPOSE FUND,
AS AT DECEMBER 31**

**FONDS DE DOTATION ET FONDS RÉSERVÉ À DES
FINS SPÉCIALES, AU 31 DÉCEMBRE**

Assets

“Endowment and special purpose fund” assets as reported by 255 public hospitals in 1970 totalled \$143 million, 83.1% of which were investments (Table 19). Other assets included cash and bank accounts (4.3%), due from other “funds” (4.3%), land (2.6%), receivables and accrued assets (1.1%) and buildings (1.1%).

Actif

L’actif du “fonds de dotation et du fonds réservé à des fins spéciales”, déclaré par 255 hôpitaux publics en 1970, totalisait 143 millions de dollars, dont 83.1 % constituait des placements (Tableau 19). Les autres éléments de cet actif comprenaient les comptes en caisse et en banque (4.3 %), les montants dus par d’autres “fonds” (4.3 %), les terrains (2.6 %), les recettes et l’actif courus (1.1 %) et les bâtiments (1.1 %).

Liabilities

“Endowment and special purpose fund” liabilities of reporting public hospitals amounted to \$12 million in 1970 and consisted mainly of amounts due to other “funds” (75.8%) (Table 20). Other liabilities included long-term liabilities (10.0%), loans payable (2.1%) and accounts payable (1.7%).

Passif

Le passif du “fonds de dotation et du fonds réservé à des fins spéciales” déclaré par les hôpitaux publics a atteint 12 millions de dollars en 1970 et se composait principalement des montants dus à d’autres “fonds” (75.8 %) (Tableau 20). Les autres éléments du passif comprenaient le passif à long terme (10.0 %), les emprunts à payer (2.1 %) et les comptes à payer (1.7 %).

TABLE 1. Balance Sheets of Public Hospitals,¹ 1970

TABLEAU 1. Bilans des hôpitaux publics¹, 1970

| Item - Détail | Canada | Newfound- land - Terre- Neuve | Prince Edward Island - Île-du- Prince-Édouard | Nova Scotia - Nouvelle- Écosse | New Brunswick - Nouveau- Brunswick | Québec | |
|---|---------------|---|---|--|--|-------------|---|
| dollars | | | | | | | |
| Balance sheets - Bilans | | | | | | | |
| Operating, capital and integrated funds ² - Exploitation, immobilisation et fonds intégré ² : | | | | | | | |
| Hospitals reporting - Hôpitaux répondants | 956 | 30 | 9 | 46 | 39 | 160 | |
| Assets - Total - Actif | 2,919,785,300 | 72,858,000 | 8,829,200 | 86,513,500 | 54,805,900 | 944,981,900 | |
| Liabilities - Total - Passif | 1,028,212,100 | 13,614,500 | 2,660,400 | 36,178,000 | 17,677,200 | 468,792,900 | |
| Equity - Total - Avoir | 1,891,573,200 | 59,243,500 | 6,168,800 | 50,335,500 | 37,128,700 | 476,189,000 | |
| Endowment and special purpose fund - Dotation et fonds réservé à des fins spéciales: | | | | | | | |
| Hospitals reporting - Hôpitaux répondants | 255 | 4 | 3 | 17 | 13 | 43 | |
| Assets - Total - Actif | 143,137,700 | 240,300 | 548,500 | 3,664,700 | 1,684,500 | 45,270,100 | |
| Liabilities - Total - Passif | 11,757,000 | 27,900 | - | 474,700 | 5,500 | 652,400 | |
| Equity - Total - Avoir | 131,380,700 | 212,400 | 548,500 | 3,190,000 | 1,679,000 | 44,617,700 | |
| | Ontario | Manitoba | Saskat- chewan | Alberta | British Columbia - Colombie- Britannique | Yukon | Northwest Territories - Territoires du Nord- Ouest |
| dollars | | | | | | | |
| Balance sheets - Bilans | | | | | | | |
| Operating, capital and integrated funds ² - Exploitation, immobilisation et fonds intégré ² : | | | | | | | |
| Hospitals reporting - Hôpitaux répondants | 208 | 81 | 132 | 146 | 99 | 6 | |
| Assets - Total - Actif | 1,035,582,100 | 102,174,800 | 103,619,500 | 256,384,100 | 251,275,700 | 2,760,600 | |
| Liabilities - Total - Passif | 236,056,300 | 44,429,600 | 24,185,800 | 134,136,500 | 50,000,100 | 480,800 | |
| Equity - Total - Avoir | 799,525,800 | 57,745,200 | 79,433,700 | 122,247,600 | 201,275,600 | 2,279,800 | |
| Endowment and special purpose fund - Dotation et fonds réservé à des fins spéciales: | | | | | | | |
| Hospitals reporting - Hôpitaux répondants | 87 | 26 | 13 | 23 | 25 | 1 | |
| Assets - Total - Actif | 72,838,700 | 7,250,700 | 674,300 | 6,609,900 | 3,852,100 | 503,900 | |
| Liabilities - Total - Passif | 6,360,300 | 2,929,800 | 54,500 | 680,100 | 571,800 | - | |
| Equity - Total - Avoir | 66,478,400 | 4,320,900 | 619,800 | 5,929,800 | 3,280,300 | 503,900 | |

¹ General and allied special. - Généraux et spéciaux divers.

² For those provinces using the three basic funds, the operating and capital funds have been consolidated and reported on an integrated basis. - Pour des provinces distinguant trois fonds de base dans leur rapport, les fonds d'exploitation et d'immobilisations ont été consolidés et rapportés sur une base intégrée.

TABLE 2. DISTRIBUTION OF TOTAL ASSETS(1) OF OPERATING FUND, CAPITAL FUND AND INTEGRATED FUND

| PROVINCE TYPE OF HOSPITAL AND SIZE | HOSP. REP. - HOP. REP. | TOTAL ASSETS - ACTIF TOTAL | TOTAL | CURRENT ASSETS - DISPONIBILITES | | | | | | | | | | | | | |
|--|------------------------------------|--|-------|----------------------------------|-----------------------|------------------------------------|----------------------------|--------------------------------------|-------------------------------------|--|----------------------------------|--------------------------|--------------------------------|-----------------------------------|--------|----|----|
| | | | | CASH ON HAND & IN BANK | IN- VEST- MENTS | A/C REC PATIENT PROV.PL | EST- YR-END ADJ. | OTHER RECEIVA PATS. | OTHER GOVTS. | OTHER A/C RECA NON-GOV. | ACCR. ASSETS | INVENT- ORY SUPPL. | PRE- PAID EXP. | DUE FROM ENDOW & SP- PUR | OTHER | | |
| | | | | ENCAIS. ET DEPOTS BANC. | PLACE- MENTS | COMPTIS A REC. DES MALAD. | REGUL. DE FIN D'ANN. | AUTRES COMPT. A REC. MALAD. | AUTRES COMPT. A REC. GOUV. | AUTRES COMPT. A REC. NON GOV. | COMPTE DE REGUL. ACTIF. | STOCKS | FRAIS PAYES D' AVANCE | CU PAR DOT. & RES. SPEC. | AUTRES | | |
| | | \$ | | PER CENT - POURCENTAGE | | | | | | | | | | | | | |
| NEWFOUNDLAND PUBLIC | | | | | | | | | | | | | | | | | |
| GEN. NON-TEACHING NO LCNG-TERM UNIT | | | | | | | | | | | | | | | | | |
| 1 - 24 BEDS | 10 | 4144111 | 100.0 | .2 | | | | .5 | | | | | 7.8 | | | | |
| 25 - 49 BEDS | 8 | 4934669 | 100.0 | | | | | .4 | | | | | 4.0 | | | | |
| 50 - 99 BEDS | 2 | 4885980 | 100.0 | 3.1 | | | | .7 | | | | | 1.7 | | | | |
| 100 - 199 BEDS | 3 | 11635171 | 100.0 | .1 | 2.6 | | | .5 | | | | | 2.0 | | | .5 | |
| 200 + BEDS | 1 | 1782494 | 100.0 | 11.0 | | 6.2 | | 1.5 | | | | | 9.1 | | | | |
| TOTAL | 24 | 27382425 | 100.0 | 1.5 | 1.1 | .5 | | .2 | | 6.4 | | | 3.6 | | | .1 | |
| GEN. NON-TEACHING WITH L.T. UNIT | | | | | | | | | | | | | | | | | |
| 1 - 99 BEDS | 1 | 921543 | 100.0 | .3 | .1 | .9 | | .6 | .2 | .1 | | | 14.3 | .2 | | | |
| TOTAL | 1 | 921543 | 100.0 | .3 | .1 | .9 | | .6 | .2 | .1 | | | 14.3 | .2 | | | |
| TOTAL NON-TEACHING | 25 | 28303968 | 100.0 | 1.4 | 1.1 | .5 | | .5 | .5 | .1 | | | 4.0 | | | .1 | |
| GENERAL TEACH FULL 1 - 499 BEDS | 1 | 16835092 | 100.0 | .1 | 5.6 | 1.6 | | 2.4 | 2.3 | .2 | | | 1.6 | | | | |
| TOTAL GEN.TCH.FULL | 1 | 16835092 | 100.0 | .1 | 5.6 | 1.6 | | 2.4 | 2.3 | .2 | | | 1.6 | | | | |
| GEN. TEACH PARTIAL 1 - 499 BEDS | 2 | 20552504 | 100.0 | 1.6 | 2.2 | .3 | .4 | .3 | | .2 | | | .9 | .1 | | | |
| TOTAL GEN.TCH.PART | 2 | 20552504 | 100.0 | 1.6 | 2.2 | .3 | .4 | .3 | | .2 | | | .9 | .1 | | | |
| TOTAL GENERAL | 28 | 65691564 | 100.0 | 1.1 | 2.6 | .7 | .1 | .9 | .8 | .1 | | | 2.4 | | | | |
| CHILDRENS | 1 | 6600698 | 100.0 | .8 | 6.5 | | | .2 | | | | | 1.3 | .1 | | | .4 |
| CONVALESCENT/REHAB | 1 | 565766 | 100.0 | 2.8 | | | | | .3 | 5.3 | | | | .1 | | | |
| TOTAL PUBLIC | 30 | 72858028 | 100.0 | 1.1 | 2.9 | .6 | .1 | .8 | .7 | .2 | | | 2.3 | | | | |
| PRINCE EDWARD ISLAND PUBLIC | | | | | | | | | | | | | | | | | |
| GEN. NON-TEACHING NO LCNG-TERM UNIT | | | | | | | | | | | | | | | | | |
| 1 - 24 BEDS | 2 | 175636 | 100.0 | 1.2 | | | | .6 | 4.4 | | | | 7.3 | .6 | | | |
| 25 - 49 BEDS | 1 | 1415007 | 100.0 | | | | | | .5 | | | | 2.0 | .2 | | | |
| 50 - 99 BEDS | 1 | 395093 | 100.0 | | | 3.9 | | 1.1 | | | | | 4.2 | .4 | | | |
| 100 - 199 BEDS | 1 | 1952726 | 100.0 | .3 | | | | 1.8 | | | | | 2.6 | .4 | | | |
| 200 + BEDS | 1 | 2642985 | 100.0 | 1.0 | | | | 1.0 | | | | | 4.2 | .4 | | | |
| TOTAL | 7 | 6581447 | 100.0 | .5 | | .2 | | 1.1 | .2 | | .5 | | 3.4 | .2 | | | |
| GEN. NON-TEACHING WITH L.T. UNIT | | | | | | | | | | | | | | | | | |
| 100 - 199 BEDS | 1 | 2179973 | 100.0 | 2.0 | | .6 | | | | | | | 2.9 | .2 | | | |
| TOTAL | 1 | 2179973 | 100.0 | 2.0 | | .6 | | | | | | | 2.9 | .2 | | | |
| TOTAL NON-TEACHING | 8 | 8761420 | 100.0 | .9 | | .3 | .3 | .8 | .2 | .1 | .2 | | 3.3 | .2 | | | |
| TOTAL GENERAL | 8 | 8761420 | 100.0 | .9 | | .3 | .3 | .8 | .2 | .1 | .2 | | 3.3 | .2 | | | |
| CONVALESCENT/REHAB | 1 | 67821 | 100.0 | 74.4 | | | | 20.2 | | 5.4 | | | | | | | |
| TOTAL PUBLIC | 9 | 8829241 | 100.0 | 1.5 | | .3 | .3 | 1.0 | .2 | .1 | .2 | | 3.3 | .2 | | | |
| NOVA SCOTIA PUBLIC | | | | | | | | | | | | | | | | | |
| GEN. NON-TEACHING NO LCNG-TERM UNIT | | | | | | | | | | | | | | | | | |
| 1 - 24 BEDS | 14 | 2755232 | 100.0 | 1.5 | 1.3 | .5 | 1.2 | .5 | | | | | 3.7 | .3 | | | |
| 25 - 49 BEDS | 5 | 2400051 | 100.0 | 1.6 | 14.0 | .2 | 2.2 | .8 | | | | | 3.2 | .2 | | | .1 |
| 50 - 99 BEDS | 11 | 14403523 | 100.0 | .9 | .6 | .3 | 1.5 | .2 | | .1 | | | 2.5 | .1 | | | .2 |
| 100 - 199 BEDS | 7 | 1969203 | 100.0 | 1.1 | .7 | 1.3 | 2.4 | 1.0 | .2 | .3 | | | 2.9 | .9 | | | .4 |
| 200 + BEDS | 4 | 1369203 | 100.0 | 1.1 | .7 | 1.3 | 2.4 | 1.0 | .2 | .3 | | | 2.9 | .9 | | | .4 |
| TOTAL | 41 | 49716536 | 100.0 | 1.0 | 1.4 | .6 | 1.5 | .8 | .5 | .1 | .2 | | 2.7 | .2 | .3 | | .1 |
| TOTAL NON-TEACHING | 41 | 49716536 | 100.0 | 1.0 | 1.4 | .6 | 1.5 | .8 | .5 | .1 | .2 | | 2.7 | .2 | .3 | | .1 |
| GENERAL TEACH FULL 1 - 499 BEDS | 1 | 12697998 | 100.0 | | | 3.9 | 3.7 | 1.7 | .9 | .1 | | | 2.4 | .2 | | | |
| TOTAL GEN.TCH.FULL | 1 | 12697998 | 100.0 | | | 3.9 | 3.7 | 1.7 | .9 | .1 | | | 2.4 | .2 | | | |
| TOTAL GENERAL | 42 | 62414534 | 100.0 | .8 | 1.1 | 1.2 | 2.0 | 1.0 | .6 | .1 | .2 | | 2.6 | .2 | .2 | | .1 |
| CHILDRENS | 1 | 20446906 | 100.0 | | | .1 | | .7 | | .3 | .2 | | .6 | | | | |
| CONVALESCENT/REHAB | 2 | 959010 | 100.0 | 6.3 | | .1 | | 4.9 | 1.2 | | | | 2.7 | .1 | | | |
| OTHER | 1 | 2693008 | 100.0 | 2.4 | | | 2.7 | 1.2 | | .5 | | | 1.0 | .1 | | | |
| TOTAL PUBLIC | 46 | 86513458 | 100.0 | .7 | .8 | .9 | 1.5 | 1.0 | .4 | .2 | .2 | | 2.1 | .1 | .2 | | .1 |
| NEW BRUNSWICK PUBLIC | | | | | | | | | | | | | | | | | |
| GEN. NON-TEACHING NO LCNG-TERM UNIT | | | | | | | | | | | | | | | | | |
| 1 - 24 BEDS | 8 | 1036105 | 100.0 | 4.2 | .5 | .5 | 1.5 | .7 | .5 | .2 | | | 4.1 | .3 | | | .1 |
| 25 - 49 BEDS | 9 | 6007280 | 100.0 | 3.5 | .4 | .4 | 2.9 | .1 | .1 | | .2 | | 3.3 | .1 | | | .2 |
| 50 - 99 BEDS | 7 | 8332294 | 100.0 | 1.2 | 1.7 | .8 | 1.0 | 2.5 | .3 | .1 | | | 3.0 | .2 | | | |
| 100 - 199 BEDS | 6 | 10577410 | 100.0 | .9 | .9 | 1.4 | 1.3 | 1.9 | .3 | .3 | | | 3.8 | .1 | | | |
| 200 + BEDS | 3 | 9067272 | 100.0 | .5 | | .8 | 1.3 | 4.1 | .9 | 1.0 | | | 3.4 | .1 | | | .1 |
| TOTAL | 33 | 35020361 | 100.0 | 1.4 | .9 | .6 | 1.4 | 2.3 | .4 | .4 | .2 | | 3.1 | .2 | | | |
| GEN. NON-TEACHING WITH L.T. UNIT | | | | | | | | | | | | | | | | | |
| 200 + BEDS | 2 | 4192763 | 100.0 | 3.1 | .1 | 1.5 | 1.9 | 5.0 | | .9 | | | 4.8 | .2 | | | |
| TOTAL | 2 | 4192763 | 100.0 | 3.1 | .1 | 1.5 | 1.9 | 5.0 | | .9 | | | 4.8 | .2 | | | |
| TOTAL NON-TEACHING | 35 | 39213124 | 100.0 | 1.6 | .8 | .7 | 1.4 | 2.6 | .4 | .4 | .2 | | 3.3 | .2 | | | .1 |
| GEN. TEACH PARTIAL 1 - 499 BEDS | 1 | 6115628 | 100.0 | .8 | | 2.5 | .5 | 2.3 | | .9 | .3 | | 2.4 | .3 | | | |
| 500 + BEDS | 1 | 9093555 | 100.0 | 5.2 | | 1.4 | 1.2 | 2.7 | | .2 | | | 2.3 | .1 | | | |
| TOTAL GEN.TCH.PART | 2 | 15209183 | 100.0 | 3.4 | | 1.3 | .9 | 2.6 | | .1 | .1 | | 2.3 | .1 | | | |
| TOTAL GENERAL | 37 | 54422307 | 100.0 | 2.1 | .6 | .9 | 1.3 | 2.6 | .3 | .4 | .2 | | 3.0 | .2 | | | |

SEE FOOTNOTE(S) AT END OF TABLE.

TABLEAU 2. REPARTITION DU TOTAL DE L'ACTIF(1) DU FONDS D'EXPLOITATION, DU FONDS D'IMMOBILISATION ET DU FONDS INTEGRE

| ASSETS HELD FOR CAPITAL PURPOSES | | | | | PROPERTY, PLANT AND EQUIPMENT AT BOOK VALUE | | | | | | | OTHER NON-CURRENT | | PROVINCE AFFECTATION ET TAILLE DES FCPIAUX |
|---|-------------|--------------------|-----------------------|---------------------------|---|----------|----------------|-----------------------|-------------------------|----------------------|--------------------|---------------------------------|--------|--|
| ACTIF DETENU POUR FINS D'IMMOBILISATION | | | | | VAL. COMPT. DE LA PROP. DES INST. & DU MATERIEL | | | | | | | AUTRE ACT. NON REAL. A CRT. TRM | | |
| CASH ON HAND & IN BANK | INVESTMENTS | CAPL. GRANTS REC. | OTHER RECEIVABLES | DUE FROM ENDOW. & SP. PUR | OTHER | LAND | LAND IMPR. | BLDGS. & SERV. EQUIP. | MAJOR EQUIP. | MINOR EQUIP. | CONST. IN PROGRESS | DEFER. CHGS. | OTHER | |
| ENCAIS. ET DEPOTS BANC. | PLACEMENTS | SUBVENTIONS A REC. | AUTRES COMPTES A REC. | DU PAR DOT. & RES. SPEC. | AUTRES | TERRAINS | AMEL. DE TERR. | BATIM. MATER. FIXE | SHARE-ABLE PARTA-GEABLE | NON-SHARE- NON PART. | PETIT MATERIEL | EN COURS | AUTRES | |
| PER CENT - POURCENTAGE | | | | | | | | | | | | | | |
| | | | | | | | | 72.8 | 18.5 | | | | | TERRE-NEUVE |
| | | | | | | | | 76.4 | 17.4 | | | | | PUBLICS |
| | | | | | | | | 78.7 | 13.3 | | | | | GEN. NON-ENSEIGNANT |
| | | | | | | | | 76.9 | 16.3 | | | | | SANS UNIT. A L.T. |
| | | | | | | | | 34.3 | 20.4 | 1.4 | 2.4 | | | 1 - 24 LITS |
| | | | | | | | | 73.7 | 16.6 | .3 | .8 | | | 20 - 49 LITS |
| | | | | | | | | | | | | | | 50 - 99 LITS |
| | | | | | | | | | | | | | | 100 - 199 LITS |
| | | | | | | | | | | | | | | 200 + LITS |
| | | | | | | | | | | | | | | TOTAL |
| | | | | | | | | | | | | | | GEN. NON-ENSEIGNANT |
| | | | | | | | | 73.2 | 6.2 | .8 | .8 | | | AVEC UNIT. A L.T. |
| | | | | | | | | 73.2 | 6.2 | .8 | .8 | | | 1 - 24 LITS |
| | | | | | | | | | | | | | | TOTAL |
| | | | | | | | | | | | | | | TOTAL NCN-ENS. |
| | | | | | | | | | | | | | | GEN. ENS. COMPLET |
| | | | | | | | | 67.2 | 17.9 | | .4 | | | 499 LITS |
| | | | | | | | | 67.2 | 17.9 | | .4 | | | TOT. GEN. ENS. COMP |
| | | | | | | | | | | | | | | GEN. ENS. PARTIEL |
| | | | | | | | | 2.4 | 9.2 | 1.1 | .3 | 26.4 | | 1 - 24 LITS |
| | | | | | | | | 54.2 | 9.2 | 1.1 | .3 | 26.4 | | TOT. GEN. ENS. PART |
| | | | | | | | | | | | | | | TOTAL GENERAUX |
| | | | | | | | | | | | | | | PEDIATRIQUES |
| | | | | | | | | | | | | | | CCNV./REHAB. |
| | | | | | | | | 67.2 | 22.2 | | 1.0 | | | TOTAL PUBLICS |
| | | | | | | | | | | | | | | ILE DU P.-E. |
| | | | | | | | | | | | | | | PUBLICS |
| | | | | | | | | | | | | | | GEN. NON-ENSEIGNANT |
| | | | | | | | | | | | | | | SANS UNIT. A L.T. |
| | | | | | | | | | | | | | | 1 - 24 LITS |
| | | | | | | | | | | | | | | 20 - 49 LITS |
| | | | | | | | | | | | | | | 50 - 99 LITS |
| | | | | | | | | | | | | | | 100 - 199 LITS |
| | | | | | | | | | | | | | | 200 + LITS |
| | | | | | | | | | | | | | | TOTAL |
| | | | | | | | | | | | | | | GEN. NON-ENSEIGNANT |
| | | | | | | | | | | | | | | AVEC UNIT. A L.T. |
| | | | | | | | | | | | | | | 100 - 199 LITS |
| | | | | | | | | | | | | | | 200 + LITS |
| | | | | | | | | | | | | | | TOTAL |
| | | | | | | | | | | | | | | GEN. NON-ENSEIGNANT |
| | | | | | | | | | | | | | | AVEC UNIT. A L.T. |
| | | | | | | | | | | | | | | 100 - 199 LITS |
| | | | | | | | | | | | | | | 200 + LITS |
| | | | | | | | | | | | | | | TOTAL |
| | | | | | | | | | | | | | | GEN. ENS. COMPLET |
| | | | | | | | | | | | | | | 499 LITS |
| | | | | | | | | | | | | | | TOT. GEN. ENS. COMP |
| | | | | | | | | | | | | | | GEN. ENS. PARTIEL |
| | | | | | | | | | | | | | | 1 - 499 LITS |
| | | | | | | | | | | | | | | 500 + LITS |
| | | | | | | | | | | | | | | TOT. GEN. ENS. PART |
| | | | | | | | | | | | | | | TOTAL GENERAUX |
| | | | | | | | | | | | | | | CCNV./REHAB. |
| | | | | | | | | | | | | | | TOTAL PUBLICS |
| | | | | | | | | | | | | | | NCUVELLE-ECCSSE |
| | | | | | | | | | | | | | | PUBLICS |
| | | | | | | | | | | | | | | GEN. NON-ENSEIGNANT |
| | | | | | | | | | | | | | | SANS UNIT. A L.T. |
| | | | | | | | | | | | | | | 1 - 24 LITS |
| | | | | | | | | | | | | | | 20 - 49 LITS |
| | | | | | | | | | | | | | | 50 - 99 LITS |
| | | | | | | | | | | | | | | 100 - 199 LITS |
| | | | | | | | | | | | | | | 200 + LITS |
| | | | | | | | | | | | | | | TOTAL |
| | | | | | | | | | | | | | | GEN. NON-ENSEIGNANT |
| | | | | | | | | | | | | | | AVEC UNIT. A L.T. |
| | | | | | | | | | | | | | | 100 - 199 LITS |
| | | | | | | | | | | | | | | 200 + LITS |
| | | | | | | | | | | | | | | TOTAL |
| | | | | | | | | | | | | | | GEN. ENS. COMPLET |
| | | | | | | | | | | | | | | 499 LITS |
| | | | | | | | | | | | | | | TOT. GEN. ENS. COMP |
| | | | | | | | | | | | | | | GEN. ENS. PARTIEL |
| | | | | | | | | | | | | | | 1 - 499 LITS |
| | | | | | | | | | | | | | | 500 + LITS |
| | | | | | | | | | | | | | | TOT. GEN. ENS. PART |
| | | | | | | | | | | | | | | TOTAL GENERAUX |
| | | | | | | | | | | | | | | CCNV./REHAB. |
| | | | | | | | | | | | | | | TOTAL PUBLICS |
| | | | | | | | | | | | | | | NCUVEAU-BRUNSWICK |
| | | | | | | | | | | | | | | PUBLICS |
| | | | | | | | | | | | | | | GEN. NON-ENSEIGNANT |
| | | | | | | | | | | | | | | SANS UNIT. A L.T. |
| | | | | | | | | | | | | | | 1 - 24 LITS |
| | | | | | | | | | | | | | | 25 - 49 LITS |
| | | | | | | | | | | | | | | 50 - 99 LITS |
| | | | | | | | | | | | | | | 100 - 199 LITS |
| | | | | | | | | | | | | | | 200 + LITS |
| | | | | | | | | | | | | | | TOTAL |
| | | | | | | | | | | | | | | GEN. NON-ENSEIGNANT |
| | | | | | | | | | | | | | | AVEC UNIT. A L.T. |
| | | | | | | | | | | | | | | 100 - 199 LITS |
| | | | | | | | | | | | | | | 200 + LITS |
| | | | | | | | | | | | | | | TOTAL |
| | | | | | | | | | | | | | | GEN. NON-ENSEIGNANT |
| | | | | | | | | | | | | | | AVEC UNIT. A L.T. |
| | | | | | | | | | | | | | | 200 + LITS |
| | | | | | | | | | | | | | | TOTAL |
| | | | | | | | | | | | | | | GEN. ENS. PARTIEL |
| | | | | | | | | | | | | | | 1 - 499 LITS |
| | | | | | | | | | | | | | | 500 + LITS |
| | | | | | | | | | | | | | | TOT. GEN. ENS. PART |
| | | | | | | | | | | | | | | TOTAL GENERAUX |

VOIR RENVOI(S) A LA FIN DU TABLEAU.

TABLE 2. DISTRIBUTION OF TOTAL ASSETS(1) OF OPERATING FUND, CAPITAL FUND AND INTEGRATED FUND

| PROVINCE TYPE OF HOSPITAL AND SIZE | HOSP. REP. | TOTAL ASSETS | TOTAL | CURRENT ASSETS - DISPONIBILITES | | | | | | | | | | | | |
|--|---------------|-----------------|-------|----------------------------------|-----------------------|-----------------------------------|----------------------------|--|--|--|---------------------------------------|--------------------------|--------------------------------|-----------------------------------|--------|--|
| | | | | CASH ON HAND & IN BANK | IN- VEST- MENTS | A/C REC PATIENT PROV.PL | EST. YR-END ADJ. | OTHER ² RECEIV- PATS. | OTHER ² A/C RECA GOVTS. | OTHER ³ A/C REC. NON-GOV. | ACCR. ASSETS | INVENT- ORY SUPPL. | PRE- PAID EXP. | DUE FROM ENDOW & SP- PUR | OTHER | |
| | | | | ENCAIS- ET DEPOTS BANC. | PLACE- MENTS | COMPT. A REC. DES MALAD. | REGUL. DE FIN D'ANN. | AUTRES COMPT- A REC. MALAD. | AUTRES COMPT. A REC. GOUV. | AUTRES ³ COMPT. A REC. NON GOU | COMPT- E DE REGUL. ACTIES | STCKCS | FRAIS PAYES D' AVANCE | CU PAR DOT. & RES. SPEC. | OUTRES | |
| | | \$ | | PER CENT - POURCENTAGE | | | | | | | | | | | | |
| NEW BRUNSWICK PUBLIC | | | | | | | | | | | | | | | | |
| CONVALESCENT/REHAB | 1 | 270163 | 100.0 | 3.6 | | 1.0 | | 1.5 | | | | 2.7 | .4 | .7 | .1 | |
| CHRON./EXT. CARE | 1 | 113422 | 100.0 | 17.3 | | 5.0 | 5.2 | 5.5 | | | | 3.4 | .5 | | | |
| TOTAL PUBLIC | 39 | 54805892 | 100.0 | 2.1 | .6 | .9 | 1.3 | 2.6 | .3 | .4 | .2 | 3.0 | .2 | -- | -- | |
| ATLANTIC PUBLIC | | | | | | | | | | | | | | | | |
| GEN. NON-TEACHING NO LONG-TERM UNIT | 34 | 8111084 | 100.0 | 1.2 | .5 | .2 | .6 | .6 | .2 | | | 5.9 | .1 | -- | -- | |
| 1 - 24 BEDS | 24 | 14757007 | 100.0 | 1.9 | 2.5 | .3 | .7 | .7 | .1 | | | 3.4 | .1 | -- | -- | |
| 25 - 49 BEDS | 21 | 28016890 | 100.0 | 1.4 | .8 | .4 | 1.5 | .9 | .2 | | | 2.5 | .3 | .1 | .1 | |
| 50 - 99 BEDS | 17 | 40429834 | 100.0 | 1.6 | 1.5 | .4 | 1.3 | 1.3 | .2 | | | 2.6 | .2 | .4 | .1 | |
| 100 - 199 BEDS | 9 | 27385954 | 100.0 | 1.4 | .4 | .4 | 1.7 | 1.9 | 1.4 | | | 3.4 | .2 | -- | -- | |
| 200 + BEDS | 105 | 118700769 | 100.0 | 1.6 | 1.1 | .5 | 1.1 | 1.2 | .5 | | | 3.1 | .1 | .1 | .1 | |
| GEN. NON-TEACHING WITH L.T. UNIT | 1 | 921543 | 100.0 | .3 | .1 | .9 | | .6 | .2 | .1 | | 14.3 | .2 | | | |
| 1 - 99 BEDS | 1 | 2179973 | 100.0 | 2.0 | | .6 | | | | | | 2.9 | .2 | | | |
| 100 - 199 BEDS | 2 | 4192763 | 100.0 | .1 | .1 | 1.5 | 1.9 | 5.0 | | .9 | | 4.8 | .2 | | | |
| 200 + BEDS | 4 | 7294279 | 100.0 | 2.4 | .1 | 1.1 | 1.1 | 3.0 | | .5 | | 5.4 | .2 | | | |
| TOTAL | 109 | 125995048 | 100.0 | 1.3 | 1.1 | .6 | 1.1 | 1.3 | .4 | .2 | .2 | 3.2 | .1 | .1 | .1 | |
| GENERAL TEACH FULL | 1 | 29533090 | 100.0 | -- | 3.2 | 2.6 | 1.6 | 2.1 | 1.7 | .2 | -- | 1.9 | .1 | | | |
| TOTAL GEN.TCH.FULL | 2 | 29533090 | 100.0 | -- | 3.2 | 2.6 | 1.6 | 2.1 | 1.7 | .2 | -- | 1.9 | .1 | | | |
| GEN. TEACH PARTIAL 500 + BEDS | 3 | 26668132 | 100.0 | 1.4 | 1.7 | .8 | .4 | .8 | .3 | .1 | | 1.3 | .1 | | | |
| TOTAL GEN.TCH.PART | 4 | 35761687 | 100.0 | 2.4 | 1.3 | .7 | 1.2 | 1.3 | .2 | .3 | -- | 1.5 | .1 | | | |
| TOTAL GENERAL | 115 | 191289825 | 100.0 | 1.3 | 1.4 | .9 | 1.1 | 1.4 | .6 | .2 | .1 | 2.7 | .1 | .1 | -- | |
| CHILDRENS | 2 | 27047604 | 100.0 | .2 | 1.6 | .1 | | .6 | -- | .3 | .1 | .8 | -- | | .1 | |
| CONVALESCENT/REHAB | 5 | 1862760 | 100.0 | 7.3 | | .2 | | .7 | 1.8 | | | 1.8 | .2 | .1 | -- | |
| CHRON./EXT. CARE | 1 | 113422 | 100.0 | 17.3 | | 5.0 | 5.2 | 5.5 | | | | 3.4 | .5 | | | |
| OTHER | 1 | 2693008 | 100.0 | 2.4 | -- | -- | 2.7 | 1.2 | | .5 | | 1.0 | .1 | | | |
| TOTAL PUBLIC | 124 | 223006619 | 100.0 | 1.2 | 1.4 | .8 | 1.0 | 1.3 | .5 | .2 | .1 | 2.4 | .1 | .1 | .1 | |
| QUEBEC PUBLIC | | | | | | | | | | | | | | | | |
| GEN. NON-TEACHING NO LONG-TERM UNIT | 11 | 4004422 | 100.0 | 2.5 | .9 | 2.4 | -- | 1.0 | 1.0 | .1 | -- | 4.9 | .2 | | .3 | |
| 1 - 24 BEDS | 13 | 4858690 | 100.0 | 4.0 | 4.3 | 3.1 | 1.5 | 2.0 | 2.3 | .2 | -- | 5.1 | .2 | -- | .3 | |
| 25 - 49 BEDS | 16 | 28529810 | 100.0 | 1.7 | .6 | 1.2 | .5 | .9 | 1.1 | .1 | -- | 2.6 | .1 | | .2 | |
| 50 - 99 BEDS | 29 | 83389856 | 100.0 | 1.0 | .6 | 1.6 | 1.0 | 1.0 | 1.9 | .4 | .1 | 2.4 | .1 | | .2 | |
| 100 - 199 BEDS | 18 | 155613338 | 100.0 | 1.9 | 1.1 | 1.4 | .3 | .9 | 1.1 | .1 | | 1.5 | .1 | | .1 | |
| 200 + BEDS | 87 | 278396116 | 100.0 | 1.0 | .4 | 1.5 | .4 | .9 | 1.1 | .2 | -- | 2.0 | .1 | -- | .1 | |
| GEN. NON-TEACHING WITH L.T. UNIT | 2 | 1584464 | 100.0 | 1.8 | .5 | 1.0 | .4 | 1.1 | .2 | | .3 | 2.8 | .4 | | | |
| 1 - 99 BEDS | 2 | 4672563 | 100.0 | 1.3 | | 1.3 | .9 | .4 | | | | 2.6 | .1 | | | |
| 100 - 199 BEDS | 2 | 20201853 | 100.0 | 2.9 | .1 | .6 | .3 | .8 | | .1 | -- | 1.8 | .1 | | | |
| 200 + BEDS | 7 | 26458879 | 100.0 | 2.6 | | .7 | .4 | | | | | 1.8 | .1 | | | |
| TOTAL | 14 | 304854995 | 100.0 | 1.1 | .4 | 1.4 | .4 | .9 | 1.0 | .2 | -- | 2.0 | .1 | -- | .1 | |
| GENERAL TEACH FULL | 2 | 56304601 | 100.0 | .4 | .3 | .6 | .1 | .2 | 4.8 | .1 | -- | .8 | .1 | | .3 | |
| 500 + BEDS | 12 | 284834756 | 100.0 | .6 | .2 | 1.7 | 1.1 | 1.4 | .7 | .2 | -- | 1.4 | .1 | | .2 | |
| TOTAL GEN.TCH.FULL | 14 | 341139357 | 100.0 | .6 | .3 | 1.5 | .9 | 1.2 | 1.4 | .1 | -- | 1.3 | .1 | -- | .2 | |
| GEN. TEACH PARTIAL 1 - 499 BEDS | 12 | 105064630 | 100.0 | 1.2 | 1.6 | 1.4 | .1 | 1.1 | .1 | .1 | -- | 1.6 | .1 | -- | -- | |
| 500 + BEDS | 1 | 33337964 | 100.0 | 1.3 | | .9 | | .7 | 2.8 | .6 | -- | .6 | .2 | -- | -- | |
| TOTAL GEN.TCH.PART | 13 | 138402594 | 100.0 | 1.0 | 1.2 | 1.3 | .1 | 1.0 | .8 | .2 | -- | 1.4 | .1 | -- | -- | |
| TOTAL GENERAL | 121 | 784396946 | 100.0 | .9 | .5 | 1.5 | .6 | 1.0 | 1.1 | .2 | -- | 1.6 | .1 | -- | .1 | |
| CHILDRENS | 2 | 86590751 | 100.0 | .7 | 2.8 | .6 | .2 | .5 | .7 | .1 | | .6 | .1 | | .2 | |
| CONVALESCENT/REHAB | 5 | 13141107 | 100.0 | 1.9 | 2.0 | .5 | .2 | .7 | .2 | .8 | -- | 1.6 | .1 | | .2 | |
| CHRON./EXT. CARE | 25 | 35289885 | 100.0 | 3.0 | 2.1 | .4 | .2 | .2 | .2 | .1 | -- | 1.8 | .1 | .3 | .1 | |
| OTHER | 7 | 25563222 | 100.0 | .9 | | 1.2 | -- | 1.8 | 1.1 | .2 | | 1.2 | .1 | -- | -- | |
| TOTAL PUBLIC | 160 | 944981911 | 100.0 | .9 | .8 | 1.3 | .5 | 1.0 | 1.0 | .2 | -- | 1.5 | .1 | -- | .1 | |
| ONTARIO PUBLIC | | | | | | | | | | | | | | | | |
| GEN. NON-TEACHING NO LONG-TERM UNIT | 5 | 1163244 | 100.0 | 2.2 | 1.7 | 4.8 | | 4.0 | -- | .2 | -- | 4.2 | .3 | | .2 | |
| 1 - 24 BEDS | 20 | 13165459 | 100.0 | 1.8 | .7 | 3.6 | .3 | 2.6 | | | | 2.6 | .1 | .2 | -- | |
| 25 - 49 BEDS | 15 | 19571499 | 100.0 | 2.2 | .3 | 4.4 | | 2.2 | | .4 | | 3.2 | .2 | -- | -- | |
| 50 - 99 BEDS | 15 | 55632135 | 100.0 | 1.8 | .7 | 2.7 | .2 | 2.4 | .2 | .1 | | 2.0 | .1 | -- | -- | |
| 100 - 199 BEDS | 27 | 193747262 | 100.0 | 1.1 | .9 | 3.4 | .1 | 2.5 | .1 | .1 | | 1.9 | .1 | -- | .2 | |
| 200 + BEDS | 86 | 283275599 | 100.0 | 1.4 | .8 | 3.3 | | 2.9 | .1 | | | 2.1 | .1 | -- | .1 | |
| GEN. NON-TEACHING WITH L.T. UNIT | 34 | 48076075 | 100.0 | 1.5 | .5 | 3.2 | .1 | 1.6 | .3 | -- | -- | 2.3 | .1 | .3 | -- | |
| 1 - 99 BEDS | 17 | 37085607 | 100.0 | 2.0 | | 4.1 | | 2.1 | | .1 | -- | 2.5 | .1 | | .1 | |
| 100 - 199 BEDS | 27 | 220705135 | 100.0 | 1.1 | .4 | 3.2 | | 2.0 | .1 | .1 | .2 | 1.5 | .1 | -- | .1 | |
| 200 + BEDS | 78 | 305866817 | 100.0 | 1.3 | .9 | 3.3 | -- | 1.9 | .1 | .1 | .2 | 1.7 | .1 | -- | .1 | |
| TOTAL | 164 | 589140416 | 100.0 | 1.3 | .8 | 3.3 | .1 | 2.2 | .1 | .1 | .1 | 1.9 | .1 | -- | .1 | |

SEE FOOTNOTE(S) AT END OF TABLE.

TABLEAU 2. REPARTITION DU TOTAL DE L'ACTIF(1) DU FONDS D'EXPLOITATION, DU FONDS D'IMMOBILISATIONS ET DU FONDS INTEGRE

| ASSETS HELD FOR CAPITAL PURPOSES | | | | | | | | | | PROPERTY, PLANT AND EQUIPMENT AT BOOK VALUE | | | | | | OTHER NON-CURRENT | | PRVINCIE AFFECTATION ET TAILLE DES FCPIAUX |
|---|-----------------------|---------------------------------|-----------------------------|---------------------------------|--------|---------------|----------------------|-----------------------------|---------------------------------|--|--|------------------------|--------|------|------------------------------|------------------------|--|--|
| ACTIF DETENU POUR FINS D'IMMOBILISATION | | | | | | | | | | VAL. COMPT. DE LA PROP., DES INST. & DU MATERIEL | | | | | | AUTRE REAL. A CRT. TRM | | |
| CASH ON HAND & IN BANK | IN- VEST- MENTS | CAPL. GRANTS REC. | OTHER RECEI- VABLES | DUE FR ENDOW & SP. PUR | OTHER | LAND | LAND IMPR. | BLDGS. & SERV. EQUIP. | MAJOR EQUIP. GROS MATERIEL | MINOR EQUIP. | CONST. IN PRO- GRESS EN COURS | DEFER- CHGS. | OTHER | | | | | |
| ENCAIS. ET DEPOTS BANC. | PLACE- MENTS | SUB- VEN- TIONS A REC. | AUTRES COMPTES A REC. | DU PAR DOT. REC. SPEC. | AUTRES | TER- RAINS | AMEL- DE TERR. | BATI & MATER. FIXE | SHARE- ABLE PARTI- CIE | NON- SHARE- NON PART. | PETIT MATE- RIEL | FRAIS DIFFE- RES | AUTRES | | | | | |
| PER CENT - POURCENTAGE | | | | | | | | | | | | | | | NOUVEAU-BRUNSWICK PUBLICS | | | |
| .4 | .3 | 2.3 | .1 | | | 2.2 | | 66.3 | 15.3 | | 1.9 | | | 4.2 | | CCNV./REHAB. | | |
| | | | | | | 1.6 | .3 | 7.1 | 32.9 | | 20.8 | | | .1 | SOINS PROLONGES | | | |
| | | | | | | | | 64.5 | 18.6 | .1 | 1.5 | | | .1 | TOTAL PUBLICS | | | |
| | | | | | | | | | | | | | | | ATLANTIQUE PUBLICS | | | |
| 2.8 | 5.8 | .2 | | | | 1.0 | | 62.3 | 16.5 | .3 | .5 | | | .1 | GEN. NON-ENSEIGNANT | | | |
| 1.5 | 2.1 | .5 | .1 | | | 1.1 | .4 | 65.4 | 16.2 | .2 | .6 | 4.9 | | .1 | SANS UNIT. A L.T. | | | |
| 1.0 | 2.8 | .1 | .1 | | | .6 | .7 | 69.3 | 15.7 | .5 | 1.1 | .4 | | | 1 - 24 LITS | | | |
| .9 | 1.4 | .3 | | .2 | | 1.5 | .3 | 73.8 | 13.3 | .5 | .9 | | | | 25 - 49 LITS | | | |
| .7 | 1.2 | .3 | | | | .9 | .4 | 68.0 | 13.8 | .3 | 1.4 | | | | 50 - 99 LITS | | | |
| .8 | 1.5 | .3 | | .1 | .2 | | .3 | 69.5 | 14.6 | .3 | 1.0 | .8 | | | 100 - 199 LITS | | | |
| | | | | | | | | | | | | | | | 200 + LITS | | | |
| | | | | | | | | | | | | | | | TOTAL | | | |
| | | | | | | | | | | | | | | | GEN. NON-ENSEIGNANT | | | |
| 2.8 | .1 | .1 | .5 | | | .4 | | 73.2 | 6.2 | .8 | 1.5 | | | | AVEC UNIT. A L.T. | | | |
| 1.5 | .4 | 1.9 | .4 | | | .9 | 1.2 | 77.8 | 11.8 | | 1.6 | | | | 1 - 24 LITS | | | |
| 1.2 | .2 | 1.1 | .4 | | | 2.7 | .5 | 46.1 | 27.8 | .1 | 1.4 | | | | 25 - 49 LITS | | | |
| | .4 | | | | | 1.9 | .6 | 59.0 | 20.3 | .1 | | | | | 50 - 99 LITS | | | |
| | .3 | | | .1 | .2 | 1.0 | .4 | 68.9 | 14.9 | .3 | 1.0 | .7 | | | 100 - 199 LITS | | | |
| .8 | .3 | .3 | | | | | | | | | | | | | 200 + LITS | | | |
| | .1 | | | | | | | | | | | | | | TOTAL NCN-ENS. | | | |
| | .1 | | | | | 1.5 | | 67.7 | 15.7 | .2 | .9 | | | | GEN. ENS. COMPLET | | | |
| | .1 | | | | | 1.5 | | 67.7 | 15.7 | .2 | .9 | | | | 1 - 49 LITS | | | |
| | | | | | | | | | | | | | | | TOT. GEN. ENS. CCMP | | | |
| | .5 | .3 | | | | 2.1 | .3 | 56.1 | 11.7 | .9 | .8 | | | | GEN. ENS. PARTIEL | | | |
| | .4 | .7 | | | | .7 | .2 | 64.9 | 18.2 | .1 | 1.2 | | | | 500 + LITS | | | |
| .6 | 1.0 | .3 | | .1 | .1 | 1.3 | .3 | 58.3 | 13.4 | .7 | .9 | 15.1 | | | TCT. GEN. ENS. PART | | | |
| | .3 | | | | | | | | | | | | | | TOTAL GENEAX | | | |
| .2 | 1.3 | 2.3 | | | | 5.8 | | 62.6 | 21.2 | .5 | .8 | | | | PEDIATRIQUES | | | |
| .1 | .6 | | .2 | | | 2.2 | | 69.6 | 8.8 | .8 | .5 | | | 1.6 | CCNV./REHAB. | | | |
| | | | | | | | | | | | | | | | SCINS PROLONGES | | | |
| | | | | | | | | 7.1 | 32.9 | | 20.8 | | | | AUTRES | | | |
| | | | | | | | | 77.3 | 14.0 | | .6 | | | | TOTAL PUBLICS | | | |
| .6 | 1.1 | .5 | | | .1 | 1.9 | .2 | 66.4 | 15.5 | .4 | 1.0 | 3.0 | .1 | .1 | QUEBEC PUBLICS | | | |
| | | | | | | | | | | | | | | | GEN. NON-ENSEIGNANT | | | |
| .3 | 1.7 | 7.3 | | | 1.2 | 2.3 | .8 | 54.9 | 10.8 | .2 | 1.4 | 4.6 | .1 | 1.1 | AVEC UNIT. A L.T. | | | |
| .7 | 2.0 | 3.7 | | | 1.3 | 4.8 | .6 | 50.5 | 12.5 | .1 | 1.3 | 10.9 | .2 | 3.1 | 1 - 24 LITS | | | |
| .5 | 2.8 | 3.9 | | | | .8 | .1 | 55.5 | 12.5 | .1 | 1.3 | | | .9 | 25 - 49 LITS | | | |
| .3 | 2.2 | 9.6 | | | | 1.2 | .7 | 51.7 | 9.4 | .4 | 1.3 | 10.5 | .5 | 3.7 | 50 - 99 LITS | | | |
| .4 | | 1.3 | | | | 1.5 | .1 | 55.4 | 9.2 | .1 | 1.2 | 21.2 | .5 | 2.9 | 100 - 199 LITS | | | |
| .4 | 1.1 | 4.2 | .1 | | | 1.5 | .4 | 54.2 | 9.7 | .1 | 1.2 | 16.2 | .5 | 2.7 | 200 + LITS | | | |
| | | | | | | | | | | | | | | | TOTAL | | | |
| | | | | | | | | | | | | | | | GEN. NON-ENSEIGNANT | | | |
| | | | | | | | | | | | | | | | AVEC UNIT. A L.T. | | | |
| 2.0 | .3 | 20.9 | | | | .2 | .7 | 76.5 | 14.6 | .1 | 1.2 | 7.7 | 1.2 | | 1 - 24 LITS | | | |
| 1.5 | .2 | 16.0 | | | | .5 | 2.8 | 75.9 | 13.7 | .4 | 1.6 | .4 | | | 25 - 49 LITS | | | |
| | | | | | | .6 | .6 | 52.7 | 8.9 | .1 | 1.6 | 1.7 | | 6.0 | 50 - 99 LITS | | | |
| | | | | | | | | 57.5 | 8.9 | .1 | 1.5 | | | 4.6 | 100 - 199 LITS | | | |
| | | | | | | | | | | | | | | | 200 + LITS | | | |
| .5 | 1.0 | 5.2 | .1 | | | 1.4 | .4 | 54.5 | 9.7 | .1 | 1.2 | 15.0 | .4 | 2.8 | TOTAL NCN-ENS. | | | |
| | | | | | | | | | | | | | | | GEN. ENS. COMPLET | | | |
| 1.1 | | 2.5 | | | | 3.0 | | 22.1 | 8.3 | .5 | .2 | 46.8 | .6 | 8.8 | 1 - 49 LITS | | | |
| 1.0 | .5 | 4.1 | .5 | | .1 | 2.7 | .2 | 65.2 | 10.9 | .4 | .3 | 3.5 | .1 | 2.1 | 500 + LITS | | | |
| | | 3.8 | | | | 2.8 | .2 | 59.2 | 10.5 | .4 | .3 | 10.7 | .2 | 3.2 | TCT. GEN. ENS. CCMP | | | |
| | | | | | | | | | | | | | | | GEN. ENS. PARTIEL | | | |
| .3 | 1.7 | 8.7 | .1 | | | 2.6 | .5 | 64.0 | 11.8 | .1 | 1.2 | 1.2 | .3 | .1 | 500 + LITS | | | |
| .2 | 1.3 | 1.0 | | | | 2.0 | .3 | 69.1 | 10.9 | .1 | .9 | .9 | .2 | .1 | TCT. GEN. ENS. PART | | | |
| | .8 | 4.9 | .3 | | .1 | 2.1 | .3 | 58.7 | 10.2 | .2 | .8 | 10.6 | .3 | 2.5 | TOTAL GENEAX | | | |
| .7 | 2.6 | .4 | | | .1 | 2.3 | | 48.7 | 7.1 | .7 | .3 | | | 30.5 | PEDIATRIQUES | | | |
| 1.0 | 3.2 | .1 | .1 | | | 5.9 | .9 | 69.0 | 9.6 | .4 | .8 | .8 | | | CCNV./REHAB. | | | |
| 1.3 | .4 | 8.0 | .1 | | 1.0 | 3.0 | .4 | 48.5 | 7.2 | | 1.0 | 14.6 | | 6.0 | SCINS PROLONGES | | | |
| .6 | | .6 | .1 | | | 6.2 | | 64.6 | 18.5 | | .4 | 2.5 | | | AUTRES | | | |
| .7 | 1.0 | 4.4 | .2 | | .1 | 2.3 | .3 | 57.7 | 10.1 | .3 | .7 | 9.5 | .2 | 5.1 | TOTAL PUBLICS | | | |
| | | | | | | | | | | | | | | | ONTARIO PUBLICS | | | |
| | | | | | | | | | | | | | | | GEN. NON-ENSEIGNANT | | | |
| 2.2 | | .4 | | | | .1 | .8 | 30.4 | 12.5 | .2 | .7 | 31.4 | | .3 | AVEC UNIT. A L.T. | | | |
| 1.7 | 3.3 | 4.4 | | | .1 | 2.1 | .4 | 62.1 | 10.6 | .1 | 1.4 | 1.2 | | .3 | 1 - 24 LITS | | | |
| 1.5 | 2.2 | 1.9 | | | .8 | 1.0 | .4 | 45.0 | 12.7 | .1 | 1.4 | 11.3 | | .7 | 25 - 49 LITS | | | |
| .9 | 3.5 | 2.7 | .5 | 1.4 | | 1.8 | .6 | 59.6 | 12.3 | .1 | 3.6 | 2.7 | | .8 | 50 - 99 LITS | | | |
| .3 | 3.0 | 1.3 | .1 | | | 2.9 | .8 | 61.0 | 13.0 | .1 | 1.9 | 3.2 | | .7 | 100 - 199 LITS | | | |
| .6 | 4.4 | 1.6 | .2 | .1 | .5 | 2.3 | .8 | 59.7 | 12.5 | .1 | 2.2 | 3.7 | | .7 | 200 + LITS | | | |
| | | | | | | | | | | | | | | | TOTAL | | | |
| | | | | | | | | | | | | | | | GEN. NON-ENSEIGNANT | | | |
| | | | | | | | | | | | | | | | AVEC UNIT. A L.T. | | | |
| 1.7 | 4.4 | .5 | .1 | | .2 | .8 | .4 | 61.6 | 11.3 | | 1.2 | 7.6 | | .4 | 1 - 24 LITS | | | |
| 1.0 | 4.5 | 1.0 | .3 | | | 1.4 | .2 | 66.4 | 11.0 | .1 | 1.5 | | | .1 | 25 - 49 LITS | | | |
| .8 | 6.4 | .9 | .2 | .1 | | 1.4 | .5 | 57.6 | 10.1 | .2 | 1.3 | 10.8 | | .6 | 50 - 99 LITS | | | |
| .9 | 5.9 | | .2 | .1 | .1 | 1.3 | .4 | 59.3 | 10.4 | .1 | 1.3 | 9.0 | | .6 | 100 - 199 LITS | | | |
| | | | | | | | | | | | | | | | 200 + LITS | | | |
| .8 | 5.1 | 1.2 | .2 | .1 | .3 | 1.8 | .6 | 59.5 | 11.4 | .1 | 1.7 | 6.5 | | .6 | TOTAL NCN-ENS. | | | |

VOIR RENVOI(S) A LA FIN DU TABLEAU.

TABLE 2. DISTRIBUTION OF TOTAL ASSETS(1) OF OPERATING FUND, CAPITAL FUND AND INTEGRATED FUND

| PROVINCE TYPE OF HOSPITAL AND SIZE | HOSP. REP. HOP. REP. | TOTAL ASSETS ACTIF TOTAL | TOTAL | CURRENT ASSETS - DISPONIBILITES | | | | | | | | | | | |
|--|-----------------------------------|---------------------------------------|------------------------|----------------------------------|-----------------------|------------------------------------|----------------------------|--|-------------------------------------|---|-------------------------|--------------------------|--------------------------------|-------------------------------------|--------|
| | | | | CASH ON HAND & IN BANK | IN- VEST- MENTS | A/C REC PATIENT PROV. PL | EST. YR-END ADJ. | OTHER ² RECEIVA PATS. | OTHER ³ GOVTS. | OTHER ³ A/C REC NON-GOV. | ACCR. ASSETS | INVEN- TORY SUPPL. | PRE- PAID EXP. | DUE FROM ENDOW. SP- PUR | OTHER |
| | | | | ENCAIS. ET DEPOTS BANC. | PLACE- MENTS | COMPTIS A REC. DES MALAD. | REGUL. DE FIN O*ANN. | AUTRES COMPT. A REC. MALAD. | AUTRES COMPT. A REC. GOUV. | AUTRES ³ COMPT. A REC. NON GOV. | COMPTES DE REGUL. | STOCKS | FRAIS PAYES D' AVANCE | DU PAR DOT. & RES. SPEC. | AUTRES |
| | | \$ | PER CENT - POURCENTAGE | | | | | | | | | | | | |
| ONTARIO PUBLIC | | | | | | | | | | | | | | | |
| GENERAL TEACH FULL 1 - 499 BEDS | 3 | 49825086 | 100.0 | .4 | .6 | 1.8 | | 1.2 | -- | .2 | -- | .9 | .1 | | |
| 500 + BEDS | 12 | 223109344 | 100.0 | .8 | .8 | 5.6 | | 4.0 | -- | 2.6 | -- | 2.2 | .1 | | |
| TOTAL GEN.TCH.FULL | 15 | 272934430 | 100.0 | .7 | .8 | 4.9 | .3 | 3.5 | -- | 2.1 | -- | 2.0 | .1 | .8 | |
| GEN. TEACH PARTIAL 1 - 499 BEDS | 3 | 23290230 | 100.0 | .1 | | 4.1 | | 1.6 | | .1 | | 1.7 | .1 | | |
| 500 + BEDS | 2 | 24074304 | 100.0 | 1.9 | | 4.1 | | 2.6 | | .1 | | 1.6 | .1 | | |
| TOTAL GEN.TCH.PART | 5 | 47364534 | 100.0 | 1.0 | | 4.1 | | 2.1 | | -- | | 1.7 | .1 | | |
| TOTAL GENERAL | 184 | 909439380 | 100.0 | 1.1 | .8 | 3.8 | .1 | 2.6 | .1 | .7 | .1 | 1.9 | .1 | .2 | |
| CHILDRENS | 1 | 54276211 | 100.0 | .2 | | 3.2 | | 1.8 | .2 | 1.8 | .1 | 1.6 | .1 | -- | |
| CONVALESCENT/REHAB | 6 | 11409383 | 100.0 | 2.4 | .8 | 2.5 | | .8 | .1 | .4 | -- | .7 | -- | -- | |
| CHRON./EXT. CARE | 15 | 42127388 | 100.0 | 2.6 | 4.1 | 3.2 | .1 | .5 | .2 | .1 | .2 | 1.3 | .2 | -- | |
| OTHER | 2 | 18329741 | 100.0 | 1.9 | | 3.7 | -- | 1.8 | | 2.0 | | 1.1 | .8 | -- | |
| TOTAL PUBLIC | 208 | 1035582103 | 100.0 | 1.2 | .9 | 3.7 | .1 | 2.4 | .1 | .8 | .1 | 1.8 | .1 | .2 | |
| MANITOBA PUBLIC | | | | | | | | | | | | | | | |
| GEN. NON-TEACHING NO LONG-TERM UNIT | | | | | | | | | | | | | | | |
| 1 - 24 BEDS | 43 | 10656573 | 100.0 | 1.7 | .1 | .6 | 3.1 | .4 | .7 | .3 | -- | 3.5 | .2 | .4 | |
| 25 - 49 BEDS | 15 | 6747643 | 100.0 | 1.8 | .6 | .8 | 4.5 | 1.7 | 1.1 | .1 | -- | 3.0 | .7 | .9 | |
| 50 - 99 BEDS | 8 | 7901854 | 100.0 | 2.5 | 1.0 | .7 | 1.2 | 1.2 | .9 | .1 | .1 | 3.0 | .1 | 1.5 | |
| 100 - 199 BEDS | 2 | 1279313 | 100.0 | .4 | | .7 | 1.2 | .5 | -- | -- | -- | 1.1 | .1 | -- | |
| 200 + BEDS | 2 | 9072706 | 100.0 | 4.7 | | .3 | .6 | 1.8 | | .4 | -- | 2.6 | .2 | | |
| TOTAL | 70 | 47177089 | 100.0 | 2.1 | .3 | .5 | 1.7 | 1.0 | .6 | .2 | -- | 2.6 | .1 | .5 | |
| GEN. NON-TEACHING WITH L.T. UNIT | | | | | | | | | | | | | | | |
| 1 - 99 BEDS | 3 | 4999912 | 100.0 | 1.4 | | .8 | 1.6 | .4 | .4 | .2 | | 1.6 | .1 | 1.4 | |
| 100 - 199 BEDS | 1 | 2510970 | 100.0 | 2.1 | | .5 | .1 | .4 | .3 | .1 | | 2.5 | -- | .9 | |
| TOTAL | 4 | 7510882 | 100.0 | 1.6 | | .5 | 1.1 | .4 | .3 | .1 | | 1.9 | -- | | |
| TOTAL NON-TEACHING | 74 | 54687971 | 100.0 | 2.0 | .3 | .5 | 1.6 | .9 | .6 | .2 | -- | 2.5 | .1 | .6 | |
| GENERAL TEACH FULL 500 + BEDS | 2 | 26496738 | 100.0 | .1 | | | 2.8 | 1.9 | .2 | 1.1 | -- | 2.1 | .1 | .1 | |
| TOTAL GEN.TCH.FULL | 2 | 26496738 | 100.0 | .1 | | | 2.8 | 1.9 | .2 | 1.1 | -- | 2.1 | .1 | .1 | |
| GEN. TEACH PARTIAL 1 - 499 BEDS | 1 | 10943254 | 100.0 | 3.0 | .8 | .6 | .6 | .1 | | | | .7 | .1 | .6 | |
| TOTAL GEN.TCH.PART | 1 | 10943254 | 100.0 | 3.0 | .8 | .6 | .6 | .1 | | | | .7 | .1 | .6 | |
| TOTAL GENERAL | 77 | 92127963 | 100.0 | 1.6 | .3 | .4 | 1.8 | 1.1 | .4 | .4 | -- | 2.2 | .1 | .4 | |
| CHILDRENS | 1 | 5006774 | 100.0 | 4.0 | | | 4.2 | 2.7 | | .2 | | 1.8 | -- | 1.5 | |
| CONVALESCENT/REHAB | 1 | 2786208 | 100.0 | 2.7 | | | 2.5 | 3.1 | .6 | 2.4 | -- | 2.1 | -- | | |
| CHRON./EXT. CARE | 2 | 2253852 | 100.0 | -- | | 2.6 | .7 | 2.9 | .4 | 4.5 | | 7.5 | .2 | | |
| TOTAL PUBLIC | 81 | 102174797 | 100.0 | 1.7 | .2 | .4 | 1.9 | 1.3 | .4 | .6 | -- | 2.3 | .1 | .5 | |
| SASKATCHEWAN PUBLIC | | | | | | | | | | | | | | | |
| GEN. NON-TEACHING NO LONG-TERM UNIT | | | | | | | | | | | | | | | |
| 1 - 24 BEDS | 78 | 15980504 | 100.0 | 5.4 | 4.1 | .1 | | 1.0 | .8 | -- | .1 | 3.4 | .4 | .1 | |
| 25 - 49 BEDS | 31 | 16969453 | 100.0 | 1.5 | .8 | -- | | 1.1 | .3 | -- | -- | 3.1 | .2 | .2 | |
| 50 - 99 BEDS | 8 | 9528824 | 100.0 | .4 | -- | -- | | 1.0 | .1 | -- | -- | 3.0 | .1 | .2 | |
| 100 - 199 BEDS | 6 | 12440677 | 100.0 | 2.4 | 2.1 | | | 1.3 | .2 | .1 | | 3.4 | .1 | .1 | |
| 200 + BEDS | 1 | 4600372 | 100.0 | .7 | | -- | | .9 | .1 | .1 | -- | 3.4 | .1 | .1 | |
| TOTAL | 124 | 59519792 | 100.0 | 2.5 | 1.8 | -- | | 1.1 | .3 | .1 | -- | 3.1 | .2 | .1 | |
| GEN. NON-TEACHING WITH L.T. UNIT | | | | | | | | | | | | | | | |
| 200 + BEDS | 2 | 9464357 | 100.0 | .4 | .5 | | | .8 | .1 | .8 | | 1.5 | -- | -- | |
| TOTAL | 2 | 9464357 | 100.0 | .4 | .5 | | | .8 | .1 | .8 | | 1.5 | -- | -- | |
| TOTAL NON-TEACHING | 126 | 68984149 | 100.0 | 2.2 | 1.6 | -- | | 1.1 | .3 | .2 | -- | 2.9 | .2 | .1 | |
| GENERAL TEACH FULL 500 + BEDS | 1 | 12776961 | 100.0 | .3 | 2.4 | | | 1.2 | .1 | 2.2 | -- | 2.3 | .2 | | |
| TOTAL GEN.TCH.FULL | 1 | 12776961 | 100.0 | .3 | 2.4 | | | 1.2 | .1 | 2.2 | -- | 2.3 | .2 | | |
| GEN. TEACH PARTIAL 1 - 499 BEDS | 3 | 15324357 | 100.0 | 2.9 | 4.7 | | | .9 | .1 | .1 | | 2.8 | .1 | .4 | |
| 500 + BEDS | 1 | 5845902 | 100.0 | 2.2 | 12.5 | | | 3.4 | .1 | .1 | | 4.7 | .3 | .3 | |
| TOTAL GEN.TCH.PART | 4 | 21170259 | 100.0 | 2.2 | 6.9 | | | 1.6 | .1 | .1 | | 3.3 | .2 | .3 | |
| TOTAL GENERAL | 131 | 102931369 | 100.0 | 2.0 | 2.8 | -- | | 1.2 | .3 | .4 | -- | 2.9 | .2 | .1 | |
| OTHER | 1 | 688166 | 100.0 | 1.1 | 34.1 | | | 9.5 | 4.5 | .1 | .1 | 6.3 | .3 | | |
| TOTAL PUBLIC | 132 | 103619535 | 100.0 | 1.9 | 3.0 | -- | | 1.2 | .3 | .4 | -- | 2.9 | .2 | .1 | |
| ALBERTA PUBLIC | | | | | | | | | | | | | | | |
| GEN. NON-TEACHING NO LONG-TERM UNIT | | | | | | | | | | | | | | | |
| 1 - 24 BEDS | 24 | 21462202 | 100.0 | 9.4 | 4.1 | 4.8 | 6.0 | 3.7 | .9 | .7 | | 6.3 | .1 | -- | |
| 25 - 49 BEDS | 47 | 18180296 | 100.0 | 3.4 | 1.8 | 1.7 | 1.8 | 1.4 | 1.4 | .2 | | 2.9 | .1 | -- | |
| 50 - 99 BEDS | 28 | 21929598 | 100.0 | 3.5 | 2.2 | 1.2 | 2.2 | 1.3 | 1.6 | .1 | | 2.4 | .1 | -- | |
| 100 - 199 BEDS | 6 | 17373142 | 100.0 | 1.6 | 1.9 | 1.4 | 1.3 | 1.2 | .7 | .1 | | 2.0 | .1 | .1 | |
| 200 + BEDS | 3 | 9851265 | 100.0 | 4.1 | 2.0 | 1.4 | .6 | 1.5 | .8 | .3 | | 3.0 | .1 | -- | |
| TOTAL | 108 | 69480863 | 100.0 | 3.2 | 2.0 | 1.4 | 1.7 | 1.4 | .9 | .2 | | 2.6 | .1 | -- | |
| GEN. NON-TEACHING WITH L.T. UNIT | | | | | | | | | | | | | | | |
| 1 - 99 BEDS | 1 | 655956 | 100.0 | .8 | | 1.6 | 2.0 | 2.8 | | | | 2.2 | -- | -- | |
| TOTAL | 1 | 655956 | 100.0 | .8 | | 1.6 | 2.0 | 2.8 | | | | 2.2 | -- | -- | |
| TOTAL NON-TEACHING | 109 | 70136719 | 100.0 | 3.2 | 2.0 | 1.4 | 1.7 | 1.4 | .9 | .2 | -- | 2.6 | .1 | -- | |

SEE FOOTNOTE(S) AT END OF TABLE.

TABLEAU 2. REPARTITION DU TOTAL DE L'ACTIF(1) DU FONDS D'EXPLOITATION, DU FONDS D'IMMOBILISATIONS ET DU FONDS INTEGRE

| ASSETS HELD FOR CAPITAL PURPOSES | | | | | | PROPERTY, PLANT AND EQUIPMENT AT BOOK VALUE | | | | | | | OTHER NON-CURRENT | | PRVINCIE AFFECTATION ET TAILLE DES FCPTAUX |
|---|-----------------------|---------------------------------|-----------------------------|-----------------------------------|--------|---|----------------------|------------------------------|------------------------------------|--------------------------------|---|------------------------|----------------------|-------|---|
| ACTIF DETENU POUR FINS D'IMMOBILISATION | | | | | | VAL. COMPT. DE LA PROP. DES INST. & DU MATERIEL | | | | | | | REAL. A CRT. TRM | | |
| CASH ON HAND & IN BANK | IN- VEST- MENTS | CAPL. GRANTS REC. | OTHER RECEI- VABLES | DUE FR ENDOW & SP. PUR | OTHER | LAND | LAND IMPR. | BLOGS. & SERV. EQUIP. | MAJOR EQUIP. GRDS MATERIEL | MINOR EQUIP. | CONST. IN PRO- GRESS EN COURS | DEFER. CHGS. | ACT. NCN CRT. TRM | OTHER | |
| ENCAIS. ET DEPOTS BANC. | PLACE- MENTS | SUB- VEN- TIONS A REC. | AUTRES COMPTES A REC. | DU PAR DOT. & RES. SPEC. | AUTRES | TER- RAINS | AMEL. DE TERR. | BATI- & MATER. FIXE | SHARE- ABLE PARTA- GEABLE | NON- SHARE- NON PART. | PETIT MATER- RIEL | FRAIS DIFFE- RES | AUTRES | | |
| PER CENT - POURCENTAGE | | | | | | | | | | | | | | | |
| 2.3 | 8.5 | 1.7 | 7.3 | .4 | 1.5 | 9.9 | 23.4 | 7.0 | .1 | .9 | 35.5 | | | | ONTARIO PUBLICS GEN. ENS. CCMPLT 1 - 499 LITS 500 + LITS TCT. GEN. ENS. CCMP |
| 1.7 | 1.7 | 1.6 | 1.4 | .1 | .3 | 3.8 | 48.9 | 11.5 | 2.8 | 1.0 | 2.3 | | | | GEN. ENS. PARTIEL 1 - 499 LITS 500 + LITS TCT. GEN. ENS. PART |
| 2.2 | 6.9 | .1 | .3 | | | 1.5 | 29.9 | 5.1 | | 1.1 | 45.5 | | | | TOTAL GENERAUX |
| 1.7 | 4.0 | .1 | .2 | | | 3.1 | 64.8 | 12.7 | | .6 | 1.7 | | | | PEDIATRIQUES |
| 2.0 | 5.4 | .1 | .2 | | | 2.3 | 47.6 | 8.9 | | .9 | 23.3 | | | | CCNV./REHAB. |
| .7 | 4.5 | 1.2 | .6 | .1 | .3 | 2.7 | 55.7 | 11.1 | .8 | 1.4 | 7.9 | | | | SCINS PROLONGES |
| .3 | 13.8 | .1 | .8 | | 2.8 | 4.0 | 61.3 | 6.4 | .3 | 1.3 | .4 | | | | AUTRES |
| 1.4 | 23.3 | .1 | .7 | | .7 | 7.6 | 42.1 | 7.6 | | 1.0 | .3 | | | | TOTAL PUBLICS |
| .4 | 2.0 | | | | | 14.1 | 57.3 | 14.6 | | .2 | .1 | | | | |
| .7 | 5.1 | 1.1 | .5 | .4 | .3 | 3.4 | 54.6 | 10.8 | .8 | 1.3 | 8.1 | | | | |
| 6.1 | 4.2 | | | | 1.2 | .5 | 50.6 | 9.9 | .3 | 1.0 | 14.7 | | | | MANITCBA PUBLICS GEN. NON-ENSEIGNANT AVEC UNIT. A L.T. 900 + LITS 1 - 24 LITS 25 - 49 LITS 50 - 99 LITS 100 - 199 LITS 200 + LITS TOTAL |
| 3.8 | 5.5 | | | | 1.4 | .5 | 44.4 | 7.0 | .4 | .2 | 22.7 | | | | |
| 2.9 | 6.4 | 2.4 | .6 | .1 | 1.0 | .5 | 44.3 | 8.5 | | .5 | 23.8 | | | | |
| 1.2 | 10.9 | .7 | .2 | | .3 | 2.4 | 1.7 | 15.0 | | .7 | 87.0 | | | | |
| 2.8 | 4.9 | | | | .5 | 1.5 | 36.2 | 8.1 | .1 | .5 | 34.3 | | | | |
| 2.3 | 1.0 | | | | .1 | .3 | 51.7 | 9.5 | .1 | 1.1 | 26.1 | | | | GEN. NON-ENSEIGNANT AVEC UNIT. A L.T. 1 - 99 LITS 100 - 199 LITS TOTAL |
| 2.6 | 1.2 | | .2 | | | | 58.2 | 8.2 | | .1 | 24.1 | | | | |
| 2.4 | 1.1 | | .1 | | .1 | .2 | 53.9 | 9.0 | | .8 | 25.4 | | | | |
| 2.8 | 4.4 | .6 | .2 | | .5 | 1.3 | 38.7 | 8.2 | .1 | .5 | 33.1 | | | | TOTAL NCN-ENS. |
| .3 | | | | 8.3 | | 1.7 | 63.0 | 16.9 | | .6 | .8 | | | | GEN. ENS. CCMPLT 1 - 499 LITS TCT. GEN. ENS. CCMP |
| .3 | | | | 8.3 | | 1.7 | 63.0 | 16.9 | | .6 | .8 | | | | |
| .2 | 4.0 | 1.0 | | | | 3.2 | 63.8 | 9.1 | | .1 | 5.7 | | | | GEN. ENS. PARTIEL 1 - 499 LITS TOT. GEN. ENS. PART |
| .2 | 4.0 | 1.0 | | | | 3.2 | 63.8 | 9.1 | | .1 | 5.7 | | | | |
| 1.7 | 3.1 | .5 | .1 | 2.4 | .3 | 1.7 | 48.6 | 10.8 | .1 | .5 | 20.5 | | | | TCTAL GENERAUX |
| .2 | 3.1 | | | | .2 | 3.5 | 53.8 | 14.7 | | .8 | 9.3 | | | | PEDIATRIQUES |
| 1.7 | | .1 | .2 | | | | 68.7 | 14.0 | | .8 | | | | | CCNV./REHAB. |
| 11.7 | | | | | 4.0 | 3.3 | 38.5 | 14.1 | | 5.8 | 3.8 | | | | SCINS PROLONGES |
| 1.9 | 2.9 | .4 | .1 | 2.2 | .4 | 1.7 | 49.2 | 11.2 | .1 | .6 | 19.1 | | | | TCTAL PUBLICS |
| 4.0 | 7.3 | .4 | .1 | | | .8 | 60.7 | 8.3 | .2 | .7 | 1.2 | | | | SASKATCHEWAN PUBLICS GEN. NON-ENSEIGNANT AVEC UNIT. A L.T. 200 + LITS 1 - 24 LITS 25 - 49 LITS 50 - 99 LITS 100 - 199 LITS 200 + LITS TOTAL |
| 2.8 | 2.3 | .7 | .1 | | | .9 | 70.8 | 9.7 | .1 | .8 | .9 | | | | |
| 1.4 | 10.0 | .6 | .1 | | .4 | .2 | 56.2 | 10.3 | | .9 | 2.7 | | | | |
| 3.9 | 43.8 | | | | | .5 | 32.1 | 2.8 | | .8 | 4.5 | | | | |
| 2.9 | 9.7 | .4 | .1 | | .1 | .7 | 62.2 | 8.9 | .1 | .8 | 3.5 | | | | |
| .7 | 1.1 | .5 | .9 | | | 3.3 | 74.6 | 12.4 | | .6 | 1.4 | | | | GEN. NON-ENSEIGNANT AVEC UNIT. A L.T. 200 + LITS TOTAL |
| .7 | 1.1 | .5 | .9 | | | 3.3 | 74.6 | 12.4 | | .6 | 1.4 | | | | |
| 2.6 | 8.5 | .4 | .2 | | .1 | 1.1 | 63.9 | 9.4 | .1 | .8 | 3.2 | | | | TOTAL NCN-ENS. |
| | | | | | | | 70.5 | 15.3 | | 3.2 | 2.2 | | | | GEN. ENS. CCMPLT 500 + LITS TOT. GEN. ENS. CCMP |
| | | | | | | | 70.5 | 15.3 | | 3.2 | 2.2 | | | | |
| 1.4 | 5.1 | | | | .1 | 1.9 | 62.7 | 14.3 | | 1.4 | .7 | | | | GEN. ENS. PARTIEL 1 - 499 LITS 500 + LITS |
| 1.0 | 3.7 | | | | .1 | 2.0 | 56.5 | 17.1 | | 2.2 | .5 | | | | TOT. GEN. ENS. PART |
| 1.9 | 6.4 | .3 | .1 | | .1 | 1.1 | 64.1 | 11.3 | | 1.2 | 2.5 | | | | TCTAL GENERAUX |
| | | | | | | | 3.3 | .6 | | | 8.9 | | | | AUTRES |
| 1.9 | 6.4 | .3 | .1 | | .1 | 1.1 | 63.7 | 11.4 | | 1.2 | 2.6 | | | | TOTAL PUBLICS |
| .7 | .1 | .5 | | | | 1.3 | 42.5 | 14.1 | .4 | 1.5 | 1.8 | | | | ALBERTA PUBLICS GEN. NON-ENSEIGNANT AVEC UNIT. A L.T. 200 + LITS 1 - 24 LITS 25 - 49 LITS 50 - 99 LITS 100 - 199 LITS 200 + LITS TOTAL |
| .3 | 1.6 | 1.2 | | | | 1.4 | 67.1 | 11.5 | .3 | 1.0 | 5.2 | | | | |
| | | .5 | | | | 1.0 | 67.5 | 8.5 | | .3 | | | | | |
| .1 | | .9 | .1 | | | 3.1 | 70.9 | 10.6 | | 2.1 | | | | | |
| .2 | .5 | .2 | | | | .6 | 71.3 | 12.6 | | 1.4 | | | | | |
| | | .8 | | | | 1.6 | 68.0 | 10.6 | | 1.5 | 1.7 | | | | |
| | | | | | | 6.5 | 74.0 | 9.1 | | 1.0 | | | | | GEN. NON-ENSEIGNANT AVEC UNIT. A L.T. - 99 LITS TOTAL |
| .2 | .5 | .7 | | | | 1.7 | 68.1 | 10.6 | .2 | 1.5 | 1.7 | | | | TOTAL NCN-ENS. |

VOIR RENVOI(S) A LA FIN DU TABLEAU.

TABLE 2. DISTRIBUTION OF TOTAL ASSETS(1) OF OPERATING FUND, CAPITAL FUND AND INTEGRATED FUND

| PROVINCE TYPE OF HOSPITAL AND SIZE | HOSP. REP. | TOTAL ASSETS | TOTAL | CURRENT ASSETS - DISPONIBILITES | | | | | | | | | | | |
|--|---------------|-----------------|-------|----------------------------------|-----------------------|-----------------------------------|----------------------------|--------------------------------------|-------------------------------------|--|----------------------------------|--------------------------|----------------------------|-----------------------------------|--------|
| | | | | CASH ON HAND & IN BANK | IN- VEST- MENTS | A/C REC PATIENT PROV. PL | EST. YR-END ADJ. | OTHER RECEIVA PATS. | OTHER A/C REC GOVTS. | OTHER A/C REC NON-GOV. | ACCR. ASSETS | INVEN- TORY SUPPL. | PRE- PAID EXP. | DUE FROM ENDCW & SP. PUR | OTHER |
| | | | | ENCAIS- ET DEPOTS BANC. | PLACEM- ENTS | COMPTS A REC. DES MALAD. | REGUL. DE FIN D'ANN. | AUTRES COMPT. A REC. MALAD. | AUTRES COMPT. A REC. GOUV. | AUTRES COMPT. A REC. NON GOV. | COMPT. DE REGUL. ACTIFS | STOCKS | FRAIS PAYES D'AVANCE | DU PAR COT. & RES. SPEC. | AUTRES |
| | | \$ | | PER CENT - POURCENTAGE | | | | | | | | | | | |
| ALBERTA PUBLIC | | | | | | | | | | | | | | | |
| GENERAL TEACH FULL 500 + BEDS | 5 | 124605925 | 100.0 | 1.7 | 5.1 | .7 | .3 | .9 | .2 | .6 | .1 | 1.3 | -- | -- | |
| TOTAL GEN.TCH.FULL | 5 | 124605925 | 100.0 | 1.7 | 5.1 | .7 | .3 | .9 | .2 | .6 | .1 | 1.3 | -- | -- | |
| GEN. TEACH PARTIAL 500 + BEDS | 2 | 27471260 | 100.0 | .6 | .1 | .8 | 2.3 | 1.9 | 2.8 | .1 | 1.4 | .1 | -- | -- | |
| TOTAL GEN.TCH.PART | 2 | 27471260 | 100.0 | .6 | .1 | .8 | 2.3 | 1.9 | 2.8 | .1 | 1.4 | .1 | -- | -- | |
| TOTAL GENERAL | 116 | 222213904 | 100.0 | 2.1 | 3.5 | 1.0 | 1.0 | 1.2 | .8 | .4 | -- | 1.8 | -- | -- | |
| CHILDRENS | 1 | 2367193 | 100.0 | 4.9 | | .5 | | 1.4 | .2 | .1 | 1.5 | -- | -- | .2 | |
| CONVALESCENT/REHAB | 1 | 7376047 | 100.0 | .4 | 12.2 | 3.2 | | .9 | 1.1 | .8 | -- | 1.4 | -- | -- | |
| CHRON./EXT. CARE | 26 | 20888386 | 100.0 | 2.6 | 2.5 | .3 | .6 | .7 | .4 | .2 | -- | 1.1 | .3 | 2.8 | |
| OTHER | 2 | 3538544 | 100.0 | 7.4 | 19.8 | .4 | -- | .8 | 3.4 | -- | 3.5 | .1 | -- | -- | |
| TOTAL PUBLIC | 146 | 256384074 | 100.0 | 2.2 | 3.9 | 1.0 | .9 | 1.1 | .8 | .4 | -- | 1.7 | .1 | .3 | |
| PRAIRIES PUBLIC | | | | | | | | | | | | | | | |
| GEN. NON-TEACHING NO LONG-TERM UNIT | 145 | 28783279 | 100.0 | 4.3 | 2.6 | .6 | 1.6 | 1.0 | .8 | .2 | -- | 3.6 | .3 | .2 | |
| 1 - 24 BEDS | 93 | 41897592 | 100.0 | 2.3 | 2.2 | .9 | 1.5 | 1.3 | 1.0 | .1 | -- | 3.1 | .1 | -- | |
| 25 - 49 BEDS | 44 | 39360636 | 100.0 | 2.6 | 1.4 | .7 | 1.5 | 1.2 | .5 | .1 | -- | 2.6 | .1 | .4 | |
| 50 - 99 BEDS | 14 | 42612132 | 100.0 | 1.5 | 1.4 | .8 | .6 | 1.0 | .3 | .1 | -- | 2.1 | -- | -- | |
| 100 - 199 BEDS | 20 | 23524303 | 100.0 | 3.6 | 1.0 | .5 | 1.0 | 1.0 | .6 | .3 | -- | 2.5 | .1 | -- | |
| 200 + BEDS | 302 | 176177744 | 100.0 | 2.7 | 1.5 | .7 | 1.1 | 1.2 | .6 | .1 | -- | 2.8 | .1 | .2 | |
| TOTAL | 302 | 176177744 | 100.0 | 2.7 | 1.5 | .7 | 1.1 | 1.2 | .6 | .1 | -- | 2.8 | .1 | .2 | |
| GEN. NON-TEACHING WITH L.T. UNIT | 4 | 5655768 | 100.0 | 1.3 | | .9 | 1.7 | .7 | .4 | .1 | 1.7 | .1 | -- | 1.2 | |
| 1 - 99 BEDS | 1 | 2510970 | 100.0 | 2.1 | | | .1 | .4 | | .1 | 2.5 | -- | -- | -- | |
| 100 - 199 BEDS | 2 | 9464357 | 100.0 | .4 | .5 | | | .8 | | .8 | 1.5 | -- | -- | -- | |
| 200 + BEDS | 7 | 17631095 | 100.0 | .9 | .3 | .3 | .5 | .7 | .1 | .5 | 1.7 | -- | -- | .4 | |
| TOTAL | 7 | 17631095 | 100.0 | .9 | .3 | .3 | .5 | .7 | .1 | .5 | 1.7 | -- | -- | .4 | |
| TOTAL NON-TEACHING | 309 | 193808839 | 100.0 | 2.5 | 1.4 | .7 | 1.1 | 1.1 | .6 | .2 | -- | 2.7 | .1 | .2 | |
| GENERAL TEACH FULL 500 + BEDS | 8 | 163879624 | 100.0 | 1.3 | 4.1 | .5 | .7 | 1.1 | .2 | .8 | -- | 1.5 | -- | -- | |
| TOTAL GEN.TCH.FULL | 8 | 163879624 | 100.0 | 1.3 | 4.1 | .5 | .7 | 1.1 | .2 | .8 | -- | 1.5 | -- | -- | |
| GEN. TEACH PARTIAL 100 + 499 BEDS | 4 | 26267611 | 100.0 | 2.9 | 3.1 | .3 | .3 | 2.5 | .1 | .1 | 1.9 | .1 | -- | .5 | |
| 100 + BEDS | 7 | 59584773 | 100.0 | 1.2 | 2.6 | .5 | 1.2 | 1.4 | 1.3 | .1 | 2.0 | .1 | -- | .2 | |
| TOTAL GEN.TCH.PART | 7 | 59584773 | 100.0 | 1.6 | 2.6 | .5 | 1.2 | 1.4 | 1.3 | .1 | 2.0 | .1 | -- | .2 | |
| TOTAL GENERAL | 324 | 417273236 | 100.0 | 1.9 | 2.6 | .6 | .9 | 1.2 | .6 | .4 | -- | 2.1 | .1 | .1 | |
| CHILDRENS | 2 | 7373967 | 100.0 | 4.3 | | .1 | 2.9 | 2.3 | .1 | .2 | 1.7 | -- | -- | 1.0 | |
| CONVALESCENT/REHAB | 2 | 10162255 | 100.0 | 1.0 | 8.9 | 2.3 | .7 | 1.5 | 1.0 | 1.2 | -- | 1.6 | -- | -- | |
| CHRON./EXT. CARE | 28 | 23142238 | 100.0 | 2.4 | 2.3 | .5 | .6 | .9 | .4 | .6 | -- | 1.7 | .3 | 2.5 | |
| OTHER | 3 | 4226710 | 100.0 | 6.3 | 22.1 | .3 | -- | 2.2 | 3.6 | .1 | -- | 4.0 | .1 | -- | |
| TOTAL PUBLIC | 359 | 462178406 | 100.0 | 2.0 | 2.9 | .6 | .9 | 1.2 | .6 | .4 | -- | 2.1 | .1 | .3 | |
| BRITISH COLUMBIA PUBLIC | | | | | | | | | | | | | | | |
| GEN. NON-TEACHING NO LONG-TERM UNIT | 13 | 3056737 | 100.0 | 2.9 | .8 | 7.8 | | 3.2 | -- | .3 | -- | 3.9 | .3 | -- | |
| 1 - 24 BEDS | 27 | 20441750 | 100.0 | 1.2 | .1 | 5.9 | | 2.1 | -- | .1 | -- | 2.9 | .2 | -- | |
| 25 - 49 BEDS | 12 | 20653192 | 100.0 | 1.6 | .3 | 5.9 | | 1.6 | -- | .2 | -- | 2.4 | .1 | -- | |
| 50 - 99 BEDS | 10 | 30653192 | 100.0 | 1.9 | .9 | 6.1 | | 1.9 | -- | .1 | -- | 1.6 | .1 | -- | |
| 100 - 199 BEDS | 5 | 31645638 | 100.0 | 1.0 | .8 | 6.3 | | 1.4 | -- | .1 | -- | 1.5 | .1 | -- | |
| 200 + BEDS | 67 | 106492460 | 100.0 | 1.2 | .4 | 6.1 | | 1.6 | -- | .1 | -- | 2.0 | .1 | -- | |
| TOTAL | 67 | 106492460 | 100.0 | 1.2 | .4 | 6.1 | | 1.6 | -- | .1 | -- | 2.0 | .1 | -- | |
| GEN. NON-TEACHING WITH L.T. UNIT | 2 | 3493014 | 100.0 | 2.9 | 2.9 | 6.0 | | 1.1 | -- | -- | 1.4 | .1 | -- | -- | |
| 1 - 99 BEDS | 8 | 29009474 | 100.0 | .9 | .2 | 6.9 | | 1.2 | .1 | .1 | 1.3 | .1 | -- | -- | |
| 100 - 199 BEDS | 4 | 30897301 | 100.0 | .5 | .2 | 5.7 | | .9 | | .2 | 1.4 | .1 | -- | -- | |
| 200 + BEDS | 14 | 63399789 | 100.0 | .8 | .2 | 6.3 | | 1.1 | .1 | .2 | 1.3 | .1 | -- | -- | |
| TOTAL | 14 | 63399789 | 100.0 | .8 | .2 | 6.3 | | 1.1 | .1 | .2 | 1.3 | .1 | -- | -- | |
| TOTAL NON-TEACHING | 81 | 169892249 | 100.0 | 1.0 | .4 | 6.2 | | 1.4 | -- | .1 | -- | 1.8 | .1 | -- | |
| GENERAL TEACH FULL 500 + BEDS | 1 | 28897156 | 100.0 | -- | 2.8 | 28.0 | | 3.1 | 2.0 | .5 | 2.1 | .2 | -- | -- | |
| TOTAL GEN.TCH.FULL | 1 | 28897156 | 100.0 | -- | 2.8 | 28.0 | | 3.1 | 2.0 | .5 | 2.1 | .2 | -- | -- | |
| GEN. TEACH PARTIAL 1 - 499 BEDS | 4 | 30629406 | 100.0 | 2.2 | | 15.2 | | 2.9 | | .5 | 2.5 | .2 | -- | -- | |
| 500 + BEDS | 1 | 9755603 | 100.0 | 2.2 | 3.3 | 19.1 | | 3.0 | .1 | .2 | 2.4 | .2 | -- | -- | |
| TOTAL GEN.TCH.PART | 5 | 40385009 | 100.0 | 2.2 | .8 | 16.2 | | 2.9 | .2 | .4 | 2.5 | .2 | -- | -- | |
| TOTAL GENERAL | 87 | 239174414 | 100.0 | 1.1 | .7 | 10.5 | | 1.9 | .3 | .2 | -- | 1.9 | .1 | -- | |
| CONVALESCENT/REHAB | 5 | 5606546 | 100.0 | 2.3 | 1.1 | 10.8 | | 1.7 | | -- | 1.3 | .2 | -- | .1 | |
| CHRON./EXT. CARE | 5 | 3371267 | 100.0 | 3.5 | .9 | 18.6 | | .3 | | .1 | -- | 1.4 | .2 | 2.5 | |
| OTHER | 2 | 3123467 | 100.0 | 1.9 | | 5.5 | | 1.4 | | 1.3 | 1.8 | .3 | -- | .3 | |
| TOTAL PUBLIC | 99 | 251275694 | 100.0 | 1.2 | .7 | 10.5 | | 1.9 | .3 | .2 | -- | 1.9 | .1 | -- | |
| NORTHWEST TERR. PUBLIC | | | | | | | | | | | | | | | |
| GEN. NON-TEACHING NO LONG-TERM UNIT | 1 | 620054 | 100.0 | -- | | 1.6 | 2.0 | 3.1 | | | 2.9 | .2 | -- | -- | |
| 1 - 24 BEDS | 4 | 1943020 | 100.0 | 2.0 | 4.4 | 7.4 | .1 | .9 | .5 | .7 | 2.4 | -- | -- | -- | |
| 25 - 49 BEDS | 5 | 2563074 | 100.0 | 1.5 | 3.3 | 6.0 | .6 | 1.4 | .4 | .5 | 2.5 | .1 | -- | -- | |
| TOTAL | 5 | 2563074 | 100.0 | 1.5 | 3.3 | 6.0 | .6 | 1.4 | .4 | .5 | 2.5 | .1 | -- | -- | |

SEE FOOTNOTE(S) AT END OF TABLE.

TABLEAU 2. REPARTITION DU TOTAL DE L'ACTIF(1) DU FONDS D'EXPLOITATION, DU FONDS D'IMMOBILISATIONS ET DU FONDS INTEGRE

| ASSETS HELD FOR CAPITAL PURPOSES | | | | | PROPERTY, PLANT AND EQUIPMENT AT BOOK VALUE | | | | | | | | OTHER NON-CURRENT | | AFFECTATION ET TAILLE DES FCPTAUX |
|---|-------------|-------------------|-------------------|----------------------------|---|------------|-----------------------|----------------------------|-----------------------------|-----------------------------|-------------------------------|----------------|-------------------------|-----|-----------------------------------|
| ACTIF DETENU POUR FINS D'IMMOBILISATION | | | | | VAL. COMPT. DE LA PROP. DES INST. & DU MATERIEL | | | | | | | | AUTRE ACT. NON-CRT. TRM | | |
| CASH ON HAND & IN BANK | INVESTMENTS | CAPL. GRANTS REC. | OTHER RECEIVABLES | DUE FROM ENDOW. & SP. PUR. | LAND | LAND IMPR. | BLDGS. & SERV. EQUIP. | MAJOR EQUIP. GROS MATERIEL | MINOR EQUIP. PETIT MATERIEL | CONST. IN PROGRESS EN COURS | DEFER. CHGS. - FRAIS DIFFERES | OTHER - AUTRES | | | |
| 4.5 | 5.6 | .3 | -- | -- | .5 | .7 | .5 | 55.6 | 9.3 | .2 | .9 | 6.2 | -- | -- | ALBERTA PUBLICS |
| 1.9 | 3.1 | .8 | .1 | -- | .1 | 1.0 | .6 | 64.9 | 10.1 | .2 | 1.1 | 4.0 | -- | -- | GEN. ENS. CCMPLT |
| 1.4 | 3.2 | .9 | .3 | -- | .3 | 2.9 | .2 | 63.9 | 8.9 | .2 | 1.9 | 8.3 | -- | -- | 500 + LITS |
| 1.6 | 1.1 | 1.1 | .3 | -- | .1 | 2.1 | .6 | 65.2 | 7.9 | .2 | 1.1 | 29.3 | -- | -- | TOT. GEN. ENS. COMP |
| 1.8 | 4.8 | .6 | .1 | -- | .2 | 1.3 | .4 | 57.5 | 9.4 | .1 | 1.0 | 11.0 | -- | -- | GEN. ENS. PARTIEL |
| | | | | | | | | | | | | | | | 500 + LITS |
| | | | | | | | | | | | | | | | TOT. GEN. ENS. PART |
| .1 | 1.1 | .3 | -- | -- | .1 | .5 | 67.4 | 15.1 | -- | 1.0 | 4.0 | -- | -- | -- | TOTAL GENERALEAUX |
| .1 | .4 | .6 | -- | -- | -- | 1.0 | .5 | 68.5 | 13.0 | .1 | 1.1 | 2.8 | .1 | .1 | PECIATRIQUES |
| | | .3 | 4.7 | -- | -- | .5 | | 69.0 | 16.0 | -- | -- | .8 | | | CCNV./REHAB. |
| | | | | | | | 1.5 | 61.8 | 14.8 | .7 | 1.3 | | | | SOINS PROLONGES |
| .1 | -- | .1 | -- | -- | -- | 1.7 | .8 | 76.8 | 7.2 | .2 | 1.4 | | -- | -- | AUTRES |
| .1 | | .1 | -- | -- | -- | .3 | | 42.4 | 20.9 | | .8 | | | | TOTAL PUBLICS |
| .1 | .4 | .5 | .1 | -- | -- | 1.0 | .6 | 68.6 | 12.7 | .1 | 1.1 | 2.4 | .1 | .1 | PRAIRIES PUBLICS |
| | | | | | | | | | | | | | | | GEN. NCA-ENSEIGNANT |
| | | | | | | | | | | | | | | | AVEC UNIT. A L.T. |
| | | | | | | | | | | | | | | | 1 - 24 LITS |
| | | | | | | | | | | | | | | | 25 - 49 LITS |
| | | | | | | | | | | | | | | | 50 - 99 LITS |
| | | | | | | | | | | | | | | | 100 - 199 LITS |
| | | | | | | | | | | | | | | | 200 + LITS |
| | | | | | | | | | | | | | | | TOTAL |
| | | | | | | | | | | | | | | | GEN. NCA-ENSEIGNANT |
| | | | | | | | | | | | | | | | AVEC UNIT. A L.T. |
| | | | | | | | | | | | | | | | 1 - 99 LITS |
| | | | | | | | | | | | | | | | 100 - 199 LITS |
| | | | | | | | | | | | | | | | 200 + LITS |
| | | | | | | | | | | | | | | | TOTAL |
| 2.0 | .9 | -- | .2 | -- | .1 | 1.1 | -- | 54.3 | 9.4 | .1 | 1.1 | 23.1 | -- | -- | TOTAL NON-ENS. |
| 2.6 | 1.2 | -- | .2 | -- | -- | -- | -- | 58.2 | 8.2 | | .1 | 24.1 | .2 | -- | GEN. ENS. CCMPLT |
| .7 | 1.1 | .5 | .5 | -- | -- | 3.3 | .5 | 74.6 | 12.4 | -- | .6 | | -- | -- | 500 + LITS |
| 1.4 | 1.0 | .5 | .5 | -- | -- | 2.1 | .3 | 69.7 | 10.8 | -- | .7 | 11.6 | -- | -- | TCT. GEN. ENS. COMP |
| 1.8 | 4.4 | .6 | .1 | -- | .2 | 1.3 | .4 | 58.3 | 9.5 | .1 | 1.0 | 11.1 | .1 | .4 | GEN. ENS. PARTIEL |
| | | | | | | | | | | | | | | | 1 - 499 LITS |
| | | | | | | | | | | | | | | | 500 + LITS |
| | | | | | | | | | | | | | | | TCT. GEN. ENS. PART |
| .1 | .2 | .4 | -- | 1.3 | -- | .4 | .4 | 66.9 | 15.4 | -- | 1.1 | 3.3 | -- | -- | TOTAL GENERALEAUX |
| .1 | .2 | .4 | -- | 1.3 | -- | .4 | .4 | 66.9 | 15.4 | -- | 1.1 | 3.3 | -- | -- | PECIATRIQUES |
| .9 | 4.7 | .4 | -- | -- | .1 | 2.4 | -- | 63.2 | 12.1 | | .9 | 2.8 | .3 | 2.5 | CCNV./REHAB. |
| .1 | .9 | .3 | -- | -- | -- | 3.0 | .1 | 71.5 | 10.9 | .3 | .9 | | | | SOINS PROLONGES |
| .4 | 2.6 | .3 | -- | -- | -- | 2.8 | .1 | 67.8 | 11.5 | .2 | .9 | 1.2 | .1 | 1.1 | AUTRES |
| .9 | 2.5 | .5 | .1 | .5 | .1 | 1.2 | .4 | 63.0 | 12.1 | .1 | 1.0 | 6.6 | .1 | .3 | TOTAL PUBLICS |
| .1 | 2.1 | .1 | 1.5 | -- | .2 | 2.5 | -- | 58.7 | 15.1 | -- | .6 | 6.5 | | | PRAIRIES BRITANNIQUE |
| .5 | -- | -- | -- | -- | -- | -- | -- | -- | -- | -- | -- | -- | -- | -- | GEN. NON-ENSEIGNANT |
| 1.2 | -- | .1 | -- | -- | .4 | 1.8 | .7 | 73.1 | 7.9 | .2 | 1.8 | .4 | -- | -- | AVEC UNIT. A L.T. |
| .1 | .1 | .1 | -- | -- | -- | .2 | .5 | 35.6 | 22.4 | | .7 | 1.5 | -- | -- | 1 - 24 LITS |
| .9 | 2.3 | .5 | .1 | .5 | .1 | 1.2 | .4 | 63.2 | 12.1 | .1 | 1.0 | 6.1 | .1 | .3 | 25 - 49 LITS |
| | | | | | | | | | | | | | | | 50 - 99 LITS |
| | | | | | | | | | | | | | | | 100 - 199 LITS |
| | | | | | | | | | | | | | | | 200 + LITS |
| | | | | | | | | | | | | | | | TOTAL |
| 2.3 | 6.2 | .3 | .2 | -- | .2 | 3.1 | .2 | 50.6 | 11.1 | -- | 2.0 | 2.1 | 2.5 | -- | GEN. NON-ENSEIGNANT |
| 1.0 | 2.1 | .8 | .2 | -- | -- | 1.4 | .5 | 51.2 | 9.3 | .1 | 1.3 | 16.9 | -- | -- | AVEC UNIT. A L.T. |
| .8 | 1.3 | 1.0 | .2 | -- | -- | 2.8 | .6 | 51.3 | 7.2 | -- | 1.5 | 20.6 | -- | -- | 1 - 99 LITS |
| 1.0 | 1.3 | .9 | .2 | -- | -- | 1.7 | .6 | 49.6 | 6.5 | -- | 1.7 | 26.5 | -- | -- | 100 - 199 LITS |
| 1.3 | 4.3 | 1.2 | .1 | -- | -- | .9 | .3 | 59.3 | 7.5 | -- | 1.9 | 12.4 | -- | -- | 200 + LITS |
| 1.1 | 2.6 | 1.1 | .1 | -- | -- | 1.6 | .3 | 53.1 | 7.6 | -- | 1.9 | 19.2 | -- | -- | TOTAL |
| | | | | | | | | | | | | | | | GEN. NON-ENSEIGNANT |
| | | | | | | | | | | | | | | | AVEC UNIT. A L.T. |
| | | | | | | | | | | | | | | | 1 - 99 LITS |
| | | | | | | | | | | | | | | | 100 - 199 LITS |
| | | | | | | | | | | | | | | | 200 + LITS |
| | | | | | | | | | | | | | | | TOTAL |
| .8 | 1.2 | -- | -- | -- | -- | .6 | .2 | 75.9 | 4.6 | -- | 1.7 | .4 | -- | -- | TOTAL NON-ENS. |
| 1.6 | 1.3 | 1.2 | -- | -- | -- | .8 | .5 | 70.6 | 7.5 | -- | 1.4 | 5.1 | .5 | -- | GEN. ENS. CCMPLT |
| .9 | 1.5 | .8 | -- | -- | 3.8 | .7 | .3 | 42.8 | 6.2 | -- | 1.6 | 31.6 | .1 | -- | 500 + LITS |
| 1.0 | 2.2 | 1.0 | .1 | -- | .7 | 1.3 | .3 | 57.4 | 6.7 | -- | 1.5 | 17.8 | .3 | -- | TCT. GEN. ENS. COMP |
| | | | | | | | | | | | | | | | GEN. ENS. PARTIEL |
| | | | | | | | | | | | | | | | 1 - 499 LITS |
| | | | | | | | | | | | | | | | 500 + LITS |
| | | | | | | | | | | | | | | | TCT. GEN. ENS. PART |
| .8 | .4 | 2.0 | -- | -- | -- | 1.5 | -- | 51.8 | 14.2 | -- | 2.3 | 3.3 | -- | -- | TOTAL GENERALEAUX |
| .1 | 1.5 | 1.8 | .3 | -- | -- | 1.1 | 1.4 | 44.2 | 10.7 | -- | 2.3 | 2.9 | 1.2 | .3 | CCNV./REHAB. |
| .6 | .7 | 1.9 | .1 | -- | 3.3 | .8 | .4 | 50.0 | 13.4 | -- | 2.3 | | | | SOINS PROLONGES |
| .8 | 1.7 | 1.1 | .1 | -- | .6 | 1.2 | .2 | 53.3 | 8.6 | -- | 1.6 | 13.9 | -- | .2 | AUTRES |
| .7 | 25.7 | .3 | .9 | -- | -- | 3.2 | .1 | 36.5 | 3.7 | .1 | .9 | 4.0 | 6.5 | -- | TOTAL PUBLICS |
| 1.5 | 3.7 | 2.9 | .4 | -- | -- | 9.5 | -- | 44.5 | 8.7 | -- | 1.2 | | | | TERR. DU NORC-QUEST |
| 1.1 | .3 | -- | -- | -- | -- | 8.4 | -- | 64.2 | 12.5 | .1 | 1.0 | | | | GEN. NCA-ENSEIGNANT |
| .8 | 2.2 | 1.0 | .1 | -- | .6 | 1.5 | .2 | 52.9 | 8.5 | -- | 1.5 | 13.3 | -- | .3 | AVEC UNIT. A L.T. |
| | | | | | | | | | | | | | | | 1 - 24 LITS |
| | | | | | | | | | | | | | | | 25 - 49 LITS |
| | | | | | | | | | | | | | | | TOTAL |
| .1 | 2.1 | -- | -- | -- | -- | .1 | -- | 69.9 | 19.1 | -- | 1.3 | | -- | -- | |
| | 1.6 | | | | | | | 72.4 | 5.9 | -- | .3 | | | | |
| | | | | | | | | 71.8 | 9.1 | -- | .5 | | | | |

VOIR RENVOI(S) A LA FIN DU TABLEAU.

TABLE 2. DISTRIBUTION OF TOTAL ASSETS(1) OF OPERATING FUND, CAPITAL FUND AND INTEGRATED FUND

| PROVINCE TYPE OF HOSPITAL AND SIZE | HOSP. REP. HOP. REP. | TOTAL ASSETS ACTIF TOTAL | TOTAL | CURRENT ASSETS - DISPONIBILITES | | | | | | | | | | | |
|---|-------------------------------|-----------------------------------|-------|----------------------------------|-----------------------|------------------------------------|----------------------------|---|--|---|-----------------------------------|--------------------------|-----------------------------|-----------------------------------|-------------------|
| | | | | CASH ON HAND & IN BANK | IN- VEST- MENTS | A/C REC PATIENT PROV.PL | EST. YR-END ADJ. | OTHER ² RECEIVA PATS. | OTHER ² A/C RECA GOVTS. | OTHER ³ A/C REC NON-GOV. | ACCR. ASSETS | INVEN- TORY SUPPL. | PRE- PAID EXP. | DUE FROM SP- PUR | OTHER - AUTRES |
| | | | | ENCAIS- ET DEPOTS BANC. | PLAC- EMENTS | COMPTIS A REC. DES MALAD. | REGUL. DE FIN O'ANN. | AUTRES ² A REC. MALAD. | AUTRES ² A REC. GOUV. | AUTRES ³ A REC. NON GOV. | COMPT- E DE REGUL. ACTES | STCCKS | FRAIS PAYES D' AVANCE | DU PAR DOT. & RES. SPEC. | |
| | | \$ | | PER CENT - POURCENTAGE | | | | | | | | | | | |
| NORTHWEST TERR. PUBLIC | | | | | | | | | | | | | | | |
| GEN. NON-TEACHING WITH LT. UNIT 1 - 99 BEDS | 1 | 197535 | 100.0 | 2.2 | | 11.1 | | .1 | 3.6 | -- | | 2.3 | | | |
| TOTAL | 1 | 197535 | 100.0 | 2.2 | | 11.1 | | .1 | 3.6 | -- | | 2.3 | | | |
| TOTAL NON-TEACHING | 6 | 2760609 | 100.0 | 1.6 | 3.1 | 6.4 | .5 | 1.3 | .6 | .5 | | 2.5 | .1 | | -- |
| TOTAL GENERAL | 6 | 2760609 | 100.0 | 1.6 | 3.1 | 6.4 | .5 | 1.3 | .6 | .5 | | 2.5 | .1 | | -- |
| TOTAL PUBLIC | 6 | 2760609 | 100.0 | 1.6 | 3.1 | 6.4 | .5 | 1.3 | .6 | .5 | | 2.5 | .1 | | -- |
| CANADA PUBLIC | | | | | | | | | | | | | | | |
| GEN. NON-TEACHING NO LONG-TERM UNIT 1 - 24 BEDS | 209 | 45738820 | 100.0 | 3.4 | 1.9 | 1.3 | 1.1 | 1.2 | .6 | .1 | -- | 4.2 | .3 | -- | .2 |
| 25 - 49 BEDS | 181 | 97063318 | 100.0 | 2.0 | 1.3 | 2.4 | .9 | 1.6 | .5 | .1 | -- | 3.2 | .1 | -- | .1 |
| 50 - 99 BEDS | 108 | 136131977 | 100.0 | 1.7 | .7 | 2.2 | .8 | 1.3 | .7 | .1 | -- | 2.6 | .1 | -- | .1 |
| 100 - 199 BEDS | 89 | 254759150 | 100.0 | 1.2 | .8 | 2.0 | .5 | 1.4 | .5 | .2 | .1 | 2.2 | .1 | .1 | .1 |
| 200 + BEDS | 65 | 431910497 | 100.0 | 1.5 | .6 | 2.6 | .2 | 1.7 | .5 | .2 | -- | 2.9 | .1 | -- | .1 |
| TOTAL | 652 | 965603762 | 100.0 | 1.5 | .8 | 2.3 | .5 | 1.5 | .5 | .2 | -- | 2.3 | .1 | -- | .1 |
| GEN. NON-TEACHING WITH LT. UNIT 1 - 99 BEDS | 44 | 59928399 | 100.0 | 1.5 | .6 | 3.1 | .2 | 1.4 | .3 | -- | -- | 2.4 | .1 | .2 | .1 |
| 100 - 199 BEDS | 29 | 75458587 | 100.0 | 1.5 | .8 | 4.8 | .1 | 1.5 | -- | .1 | -- | 2.0 | .1 | -- | -- |
| 200 + BEDS | 38 | 285461408 | 100.0 | 1.2 | .7 | 3.1 | -- | 1.8 | .1 | .2 | .2 | 1.2 | .1 | -- | -- |
| TOTAL | 111 | 420848394 | 100.0 | 1.3 | .7 | 3.4 | .1 | 1.7 | .1 | .1 | .1 | 1.7 | .1 | -- | -- |
| TOTAL NON-TEACHING | 763 | 1386452156 | 100.0 | 1.4 | .8 | 2.6 | .4 | 1.6 | .4 | .2 | .1 | 2.1 | .1 | -- | .1 |
| GENERAL TEACH FULL 1 - 499 BEDS | 7 | 135662777 | 100.0 | .3 | 1.1 | 1.5 | .4 | 1.0 | 2.4 | .2 | -- | 1.1 | .1 | .3 | .1 |
| 500 + BEDS | 33 | 700720880 | 100.0 | .8 | 1.4 | 3.7 | .7 | 2.2 | .5 | 1.1 | -- | 1.7 | .1 | .3 | .1 |
| TOTAL GEN.TCH.FULL | 40 | 836383657 | 100.0 | .7 | 1.4 | 3.4 | .7 | 2.0 | .8 | .9 | -- | 1.6 | .1 | .2 | .1 |
| GEN. TEACH PARTIAL 1 - 499 BEDS | 26 | 211920009 | 100.0 | 1.4 | 1.4 | 3.5 | .1 | 1.3 | .1 | .2 | -- | 1.8 | .1 | -- | .1 |
| 500 + BEDS | 8 | 109578588 | 100.0 | 1.3 | 1.0 | 3.1 | .7 | 1.9 | 1.6 | .3 | -- | 1.6 | .2 | -- | -- |
| TOTAL GEN.TCH.PART | 34 | 321498597 | 100.0 | 1.4 | 1.3 | 3.4 | .3 | 1.5 | .6 | .2 | -- | 1.7 | .1 | -- | -- |
| TOTAL GENERAL | 837 | 2544334410 | 100.0 | 1.2 | 1.0 | 3.0 | .5 | 1.7 | .5 | .4 | -- | 1.9 | .1 | .1 | .1 |
| CHILDRENS | 7 | 175288533 | 100.0 | .6 | 1.7 | 1.3 | .2 | 1.0 | .4 | .6 | .1 | 1.0 | .1 | -- | .1 |
| CONVALESCENT/REHAB | 23 | 42182051 | 100.0 | 2.1 | 3.1 | 2.9 | .2 | 1.2 | .4 | .7 | -- | 1.3 | .1 | -- | .1 |
| CHRON./EXT. CARE | 74 | 104044200 | 100.0 | 2.8 | 2.9 | 2.2 | .3 | .5 | .3 | .2 | .1 | 1.6 | .2 | .1 | .7 |
| OTHER | 15 | 53936148 | 100.0 | 1.8 | 1.7 | 2.2 | .2 | 1.8 | .8 | .9 | -- | 1.4 | .3 | -- | -- |
| TOTAL PUBLIC | 956 | 2919785342 | 100.0 | 1.2 | 1.2 | 2.8 | .4 | 1.6 | .5 | .4 | -- | 1.8 | .1 | .1 | .1 |

(1) FOR THOSE PROVINCES USING THE THREE BASIC FUNDS, THE OPERATING AND CAPITAL FUNDS HAVE BEEN CONSOLIDATED AND REPORTED ON AN "INTEGRATED" BASIS.
 (2) LESS ALLOWANCE FOR DOUBTFUL ACCOUNTS.
 (3) NET
 (4) FEDERAL, PROVINCIAL AND MUNICIPAL GOVERNMENT GRANTS.
 (5) FOR CAPITAL PURPOSES (NET).

TABLEAU 2. REPARTITION DU TOTAL DE L'ACTIF(1) DU FONDS D'EXPLOITATION, DU FONDS, D'IMMOBILISATIONS ET DU FONDS INTEGRE

| ASSETS HELD FOR CAPITAL PURPOSES | | | | | | | | | | PROPERTY, PLANT AND EQUIPMENT AT BOOK VALUE | | | | | | OTHER NON-CURRENT | | PROVINCE AFFECTATION ET TAILLE DES FC PITAUX |
|---|--------------|---------------------|-----------------------|----------------------------|--------|---------------|---------------------------|-----------------------|----------------------------|--|-----------------------------|----------------------------|--------------|--|---------------------------------------|-------------------------|--|--|
| ACTIF DETENU POUR FINS D'IMMOBILISATION | | | | | | | | | | VAL. COMPT. DE LA PROP., CES INST. & DU MATERIEL | | | | | | AUTRE ACT. NON CRT. TRM | | |
| CASH ON HAND & IN BANK | IN-VESTMENTS | CAPL. GRANTS REC. | OTHER RECEIVABLES | DUE FROM ENDOW. & SP. PUR. | OTHER | LAND TERRAINS | LAND IMPR. AMEL. DE TERR. | BLDGS. & SERV. EQUIP. | MAJOR EQUIP. GROS MATERIEL | MINOR EQUIP. PETIT MATERIEL | CONST. IN PROGRESS EN COURS | DEFER. CHGS. FRAIS DEFERES | OTHER AUTRES | | | | | |
| ENCAIS. ET DEPOTS BANC. | PLACEMENTS | SUB-VENTIONS A REC. | AUTRES COMPTES A REC. | DU PAR DOT. & RES. SPEC. | AUTRES | | | BATI. & MATER. FIXE | SHARE-ABLE PARTA-GEABLE | NON-SHARE. NON-PART. | | | | | | | | |
| PER CENT - POURCENTAGE | | | | | | | | | | | | | | | | | | |
| | | | | | | | | 76.6 | 3.5 | | | | | | TERR. DU NCRC-CUEST PUBLICS | | | |
| | | .5 | | | | | | 76.6 | 3.5 | | | | | | GEN. NCN-ENSEIGNANT AVEC UNIT. A L.T. | | | |
| | | | | | | | | | | | | | | | 1 - 99 LITS | | | |
| | | | | | | | | | | | | | | | TCTAL | | | |
| | 1.5 | | | | | | .5 | 72.1 | 8.7 | | .5 | | | | TCTAL NCN-ENS. | | | |
| | 1.5 | | | | | | .5 | 72.1 | 8.7 | | .5 | | | | TCTAL GENERAUX | | | |
| | 1.5 | | | | | | .5 | 72.1 | 8.7 | | .5 | | | | TOTAL PUBLICS | | | |
| | | | | | | | | | | | | | | | CANADA PUBLICS | | | |
| | | | | | | | | | | | | | | | GEN. NCN-ENSEIGNANT AVEC UNIT. A L.T. | | | |
| | | | | | | | | | | | | | | | 1 - 24 LITS | | | |
| | | | | | | | | | | | | | | | 25 - 49 LITS | | | |
| | | | | | | | | | | | | | | | 50 - 99 LITS | | | |
| | | | | | | | | | | | | | | | 100 - 199 LITS | | | |
| | | | | | | | | | | | | | | | 200 + LITS | | | |
| | | | | | | | | | | | | | | | TCTAL | | | |
| | | | | | | | | | | | | | | | GEN. NON-ENSEIGNANT AVEC UNIT. A L.T. | | | |
| | | | | | | | | | | | | | | | 1 - 99 LITS | | | |
| | | | | | | | | | | | | | | | 100 - 199 LITS | | | |
| | | | | | | | | | | | | | | | 200 + LITS | | | |
| | | | | | | | | | | | | | | | TCTAL | | | |
| | | | | | | | | | | | | | | | GEN. ENS. COMPLET AVEC UNIT. A L.T. | | | |
| | | | | | | | | | | | | | | | 1 - 499 LITS | | | |
| | | | | | | | | | | | | | | | 500 + LITS | | | |
| | | | | | | | | | | | | | | | TCT. GEN. ENS. CCMP | | | |
| | | | | | | | | | | | | | | | GEN. ENS. PARTIEL AVEC UNIT. A L.T. | | | |
| | | | | | | | | | | | | | | | 1 - 499 LITS | | | |
| | | | | | | | | | | | | | | | 500 + LITS | | | |
| | | | | | | | | | | | | | | | TOT. GEN. ENS. PART | | | |
| | | | | | | | | | | | | | | | TOTAL GENERAUX | | | |
| | | | | | | | | | | | | | | | PEDIATRIQUES | | | |
| | | | | | | | | | | | | | | | CCNV./REHAB. | | | |
| | | | | | | | | | | | | | | | SCINS PROLONGES | | | |
| | | | | | | | | | | | | | | | AUTRES | | | |
| | | | | | | | | | | | | | | | TOTAL PUBLICS | | | |

(1) POUR LES PROVINCES DISTINGUANT TROIS FONDS DE BASE DANS LEUR RAPPORT, LES FONDS D'EXPLOITATION ET D'IMMOBILISATIONS ONT ETE CONSOLIDES ET RAPPORTES SUR UNE BASE "INTEGREE".

(2) MOINS PROVISIONS POUR CREANCES DOUTEUSES.

(3) NETS.

(4) SUBVENTIONS DU GOUVERNEMENT FEDERAL ET DES GOUVERNEMENTS PROVINCIAUX ET MUNICIPAUX.

(5) POUR FINS D'IMMOBILISATIONS (NETS).

TABLE 3. DISTRIBUTION OF TOTAL LIABILITIES(1) OF OPERATING FUND, CAPITAL FUND AND INTEGRATED FUND

| PROVINCE TYPE OF HOSPITAL AND SIZE | HOSP. REP. HOP. REP. | TOTAL LIABILITIES TOTAL DU PASSIF | TOTAL | CURRENT LIABILITIES - PASSIF A COURT TERME | | | | | | | | | | |
|--|-------------------------------|--|-------|--|------------------------------|------------------------|----------------------------|-------------------------------------|---------------------|-------------------------|------------------------------------|---------------------------------|--------|--|
| | | | | BANK LOANS & DRAFTS | NOTES PAY- ABLE | ACCTS. PAY- ABLE | EST. YR-END ADJ. | TRADE & OTH. A/C PAY | ACCR. LIAB. | UN- EARNED INCOME | DUE TO ENDOW- MNT | CURR. INSTAL L-T DET | OTHER. | |
| | | | | EMP. DECOUV. EN BANQUE | ET BILLETTS A PAYER | COMPT. A PAYER | REGUL. DE FIN D'ANN. | COMPT. FOUR AUTRES COM.PAY | CHGS. A PAYER | REVENU NON GAGNE | DU A DOT. & FONDS AFFECTE | VERSE- SUR DETTE A L-T | AUTRES | |
| | | | | PER CENT - POURCENTAGE | | | | | | | | | | |
| NEWFOUNDLAND | | | | | | | | | | | | | | |
| PUBLIC | | | | | | | | | | | | | | |
| GEN. NON-TEACHING | | | | | | | | | | | | | | |
| NO LONG-TERM UNIT | | | | | | | | | | | | | | |
| 1 - 24 BEDS | 10 | 1916347 | 100.0 | | | | | | | | | | | |
| 25 - 49 BEDS | 8 | 1211309 | 100.0 | | | | | 7.0 | | | | | | |
| 50 - 99 BEDS | 2 | 252017 | 100.0 | | | 3.4 | | 7.6 | 1.0 | | | 1.9 | | |
| 100 - 199 BEDS | 3 | 541868 | 100.0 | | | 40.7 | | 9.5 | | 24.2 | | | | |
| 200 + BEDS | 1 | 414931 | 100.0 | | | 43.7 | | | | | | | | |
| TOTAL | 24 | 4336472 | 100.0 | | | 61.4 | | 16.1 | | | | | | |
| GEN. NON-TEACHING WITH L.T. UNIT | | | | | | | | | | | | | | |
| 1 - 99 BEDS | 1 | 147036 | 100.0 | | | 7.6 | | | 54.4 | 1.0 | | | | |
| TOTAL | 1 | 147036 | 100.0 | | | | | | 54.4 | 1.0 | | | | |
| TOTAL NON-TEACHING | 25 | 4483508 | 100.0 | | | 14.4 | | .5 | 17.4 | .7 | 1.4 | | | |
| GENERAL TEACH FULL | | | | | | | | | | | | | | |
| 1 - 499 BEDS | 1 | 1720247 | 100.0 | | | 39.1 | | | 48.6 | | | | | |
| TOTAL GEN.TCH.FULL | 1 | 1720247 | 100.0 | | | 39.1 | | | 48.6 | | | 12.3 | | |
| GEN. TEACH PARTIAL | | | | | | | | | | | | | | |
| 1 - 499 BEDS | 2 | 6692965 | 100.0 | | | 11.2 | | | 9.8 | | | .1 | | |
| TOTAL GEN.TCH.PART | 2 | 6692965 | 100.0 | | | 11.2 | | | 9.8 | | | .3 | | |
| TOTAL GENERAL | 28 | 12896720 | 100.0 | | | 16.0 | | .2 | 17.6 | .2 | .5 | 1.8 | | |
| CHILDRENS | | | | | | | | | | | | | | |
| 1 | 1 | 658011 | 100.0 | | | 45.9 | | | 45.2 | 2.5 | | 6.4 | | |
| CONVALESCENT/REHAB | | | | | | | | | | | | | | |
| 1 | 1 | 59818 | 100.0 | | | 68.0 | | | 30.3 | 1.7 | | | | |
| TOTAL PUBLIC | 30 | 13614549 | 100.0 | | | 17.7 | | .2 | 19.0 | .4 | .5 | 2.0 | | |
| PRINCE EDWARD ISLAND | | | | | | | | | | | | | | |
| PUBLIC | | | | | | | | | | | | | | |
| GEN. NON-TEACHING | | | | | | | | | | | | | | |
| NO LONG-TERM UNIT | | | | | | | | | | | | | | |
| 1 - 24 BEDS | 2 | 21917 | 100.0 | | | | | | 62.2 | | | | | |
| 25 - 49 BEDS | 2 | 381432 | 100.0 | 3.0 | | | | | 9.2 | | | | | |
| 50 - 99 BEDS | 1 | 325377 | 100.0 | 6.6 | | | | | 2.2 | | | | | |
| 100 - 199 BEDS | 1 | 841661 | 100.0 | 5.9 | | | | .1 | 12.2 | | 1.1 | 2.0 | | |
| 200 + BEDS | 1 | 568097 | 100.0 | | | | | | 16.3 | .2 | | 3.7 | | |
| TOTAL | 7 | 2138484 | 100.0 | 3.9 | | | | | 11.6 | .1 | .4 | 1.4 | | |
| GEN. NON-TEACHING WITH L.T. UNIT | | | | | | | | | | | | | | |
| 100 - 199 BEDS | 1 | 521880 | 100.0 | | | | | | 9.4 | | | | | |
| TOTAL | 1 | 521880 | 100.0 | | | | | | 9.4 | | | | | |
| TOTAL NON-TEACHING | 8 | 2660364 | 100.0 | 3.1 | | | | | 11.1 | .8 | .4 | 1.2 | | |
| TOTAL GENERAL | 8 | 2660364 | 100.0 | 3.1 | | | | | 11.1 | .8 | .4 | 1.2 | | |
| TOTAL PUBLIC | 8 | 2660364 | 100.0 | 3.1 | | | | | 11.1 | .8 | .4 | 1.2 | | |
| NOVA SCOTIA | | | | | | | | | | | | | | |
| PUBLIC | | | | | | | | | | | | | | |
| GEN. NON-TEACHING | | | | | | | | | | | | | | |
| NO LONG-TERM UNIT | | | | | | | | | | | | | | |
| 1 - 24 BEDS | 14 | 340672 | 100.0 | 9.6 | | 3.0 | | 4.0 | 11.8 | | | 1.3 | | |
| 25 - 49 BEDS | 15 | 831091 | 100.0 | 2.3 | | .3 | | 2.9 | 8.7 | | | | | |
| 50 - 99 BEDS | 1 | 4087126 | 100.0 | 2.5 | | | | 1.3 | 10.6 | | | | | |
| 100 - 199 BEDS | 7 | 1291524 | 100.0 | 2.9 | 31.0 | .1 | | .1 | 4.4 | 1.9 | | .5 | | |
| 200 + BEDS | 4 | 5329165 | 100.0 | 1.3 | | | | 3.3 | 9.6 | | | 2.4 | | |
| TOTAL | 41 | 23499578 | 100.0 | 2.5 | 17.0 | .1 | | 1.2 | 6.9 | 1.5 | | .8 | | |
| TOTAL NON-TEACHING | 41 | 23499578 | 100.0 | 2.5 | 17.0 | .1 | 1.2 | 6.9 | 1.5 | | | .8 | | |
| GENERAL TEACH FULL | | | | | | | | | | | | | | |
| 1 - 499 BEDS | 1 | 9022350 | 100.0 | | | | | | 14.5 | | | 3.0 | | |
| TOTAL GEN.TCH.FULL | 1 | 9022350 | 100.0 | | | | | | 14.5 | | | 3.0 | | |
| TOTAL GENERAL | 42 | 32521928 | 100.0 | 1.8 | 12.3 | .1 | .9 | 9.0 | 1.1 | | | 1.4 | | |
| CHILDRENS | | | | | | | | | | | | | | |
| 1 | 1 | 2593798 | 100.0 | 4.2 | | | | 4.5 | 19.8 | | | 18.4 | | |
| CONVALESCENT/REHAB | | | | | | | | | | | | | | |
| 2 | 2 | 170723 | 100.0 | 14.6 | | 6.4 | | 26.3 | 11.8 | | | 2.5 | | |
| OTHER | | | | | | | | | | | | | | |
| 1 | 1 | 891520 | 100.0 | 4.7 | | | | | 11.6 | 2.0 | | .1 | | |
| TOTAL PUBLIC | 46 | 36177969 | 100.0 | 2.1 | 11.1 | .1 | 1.2 | 9.9 | 1.0 | | | 1.3 | | |
| NEW BRUNSWICK | | | | | | | | | | | | | | |
| PUBLIC | | | | | | | | | | | | | | |
| GEN. NON-TEACHING | | | | | | | | | | | | | | |
| NO LONG-TERM UNIT | | | | | | | | | | | | | | |
| 1 - 24 BEDS | 8 | 316509 | 100.0 | 1.5 | | | | 10.2 | 11.9 | | | 1.5 | | |
| 25 - 49 BEDS | 9 | 2460747 | 100.0 | 1.3 | .6 | | | 2.0 | 10.2 | | | 3.8 | | |
| 50 - 99 BEDS | 7 | 2317201 | 100.0 | 6.7 | | | | .4 | 16.5 | | | .2 | | |
| 100 - 199 BEDS | 6 | 3668374 | 100.0 | 5.4 | | 9.7 | 1.4 | | 10.1 | | | 1.8 | | |
| 200 + BEDS | 6 | 4023058 | 100.0 | 3.1 | | | | .7 | 16.2 | | | .5 | | |
| TOTAL | 33 | 12785889 | 100.0 | 4.0 | 2.8 | .4 | | .9 | 13.2 | | | 1.6 | | |
| GEN. NON-TEACHING WITH L.T. UNIT | | | | | | | | | | | | | | |
| 200 + BEDS | 2 | 1347153 | 100.0 | 17.8 | | | | 1.8 | 12.1 | 25.6 | | | | |
| TOTAL | 2 | 1347153 | 100.0 | 17.8 | | | | 1.8 | 12.1 | 25.6 | | | | |
| TOTAL NON-TEACHING | 35 | 14133042 | 100.0 | 5.3 | 2.5 | .4 | 1.0 | 13.1 | 8.8 | .1 | | 1.5 | | |
| GEN. TEACH PARTIAL | | | | | | | | | | | | | | |
| 1 - 499 BEDS | 1 | 2880269 | 100.0 | | | | | | 17.0 | 6.4 | | | | |
| 500 + BEDS | 1 | 546334 | 100.0 | | | | | | 55.0 | 22.2 | | 2.6 | | |
| TOTAL GEN.TCH.PART | 2 | 3426603 | 100.0 | | | | | | 23.0 | 8.9 | | 2.8 | | |
| TOTAL GENERAL | 37 | 17559645 | 100.0 | 4.3 | 2.0 | .3 | .8 | 15.1 | 8.9 | .1 | | .7 | | |
| CONVALESCENT/REHAB | | | | | | | | | | | | | | |
| 1 | 1 | 33422 | 100.0 | | | | | | 11.3 | 36.1 | | 24.2 | | |

SEE FOOTNOTE(S) AT END OF TABLE.

TABLEAU 3. REPARTITION DU TOTAL DU PASSIF(1) DU FONDS D'EXPLOITATION, DU FONDS D'IMMOBILISATIONS ET DU FONDS INTEGRE

| CAPITAL LIABILITIES - SHORT-TERM | | | | | | | | | | LONG-TERM LIABILITIES - PASSIF A LONG TERME | | | | | PROVINCE AFFECTATION ET TAILLE DES PCPITAUX | |
|---|------------------------|---------------------------|------------------------|----------------------------------|-------------------------------------|--------|------------------------|----------------------------|---|---|-------------------|------------------|--|--|--|-----------------|
| PASSIF DE NATURE CAPITALE A COURT TERME | | | | | | | | | | OBLIGATIONS A PAYER | | | | | | OTHER AUTRES |
| BANK LOANS & DRAFTS | NOTES PAY- ABLE | S-T ADV PROV. | ACCTS. PAY- ABLE | CURR. INSTAL- T DBT | DUE TO ENDOW- SP PUR | OTHER | BANK LOANS | NOTES PAY- ABLE | ADVAN- FROM PROV. | ISSUED BY - DE(S) | | | | | | |
| EMP. ET DECOUV. EN BANQUE | BILLETTS A PAYER | AVANC. A C.T. PROV. | COMPT. A PAYER | VERSE- SUR DETTA A L.T. | DU AU DOTA & FONDS AFFECTE | AUTRES | EMPRUN DE BANQUE | BIL- LETS A PAYER | AVAN. PAR CONSEN- PAR PROV. | MUNI- CIPAL | HOSP. - L'HOP. | OTHER- AUTRES | | | | |
| PER CENT - POURCENTAGE | | | | | | | | | | | | | | | | |
| | | | | | | | | | | | | | | | TERRE-NEUVE PUBLICS GEN. NCN-ENSEIGNANT SANS UNIT. A L.T. | |
| | | | | | | | | | | | | | | | 92.6 1 - 24 LITS | |
| | | | | | | | | | | | | | | | 83.6 25 - 49 LITS | |
| | | | | | | | | | | | | | | | 1.6 50 - 99 LITS | |
| | | | | | | | | | | | | | | | 100 - 199 LITS | |
| | | | | | | | | | | | | | | | 200 + LITS | |
| | | | | | | | | | | | | | | | TOTAL | |
| | | | | | | | | | | | | | | | 64.5 | |
| | | | | | | | | | | | | | | | GEN. NCN-ENSEIGNANT AVEC UNIT. A L.T. | |
| | | | | | | | | | | | | | | | 1 - 99 LITS | |
| | | | | | | | | | | | | | | | TOTAL | |
| | | | | | | | | | | | | | | | 62.4 | |
| | | | | | | | | | | | | | | | TCTAL NCN-ENS. | |
| | | | | | | | | | | | | | | | GEN. ENS. COMPLET 1 - 499 LITS | |
| | | | | | | | | | | | | | | | TOT. GEN. ENS. COMP | |
| | | | | | | | | | | | | | | | 48.5 1 - 499 LITS | |
| | | | | | | | | | | | | | | | TOT. GEN. ENS. PART | |
| | | | | | | | | | | | | | | | 48.5 | |
| | | | | | | | | | | | | | | | TOTAL GENERAUX | |
| | | | | | | | | | | | | | | | 46.9 | |
| | | | | | | | | | | | | | | | PECIATRIQUES | |
| | | | | | | | | | | | | | | | CCNV./REHAB. | |
| | | | | | | | | | | | | | | | 44.4 | |
| | | | | | | | | | | | | | | | TOTAL PUBLICS | |
| | | | | | | | | | | | | | | | ILE DU P.-E. PUBLICS GEN. NCN-ENSEIGNANT SANS UNIT. A L.T. | |
| | | | | | | | | | | | | | | | 1 - 24 LITS | |
| | | | | | | | | | | | | | | | 25 - 49 LITS | |
| | | | | | | | | | | | | | | | 50 - 99 LITS | |
| | | | | | | | | | | | | | | | 100 - 199 LITS | |
| | | | | | | | | | | | | | | | 200 + LITS | |
| | | | | | | | | | | | | | | | TOTAL | |
| | | | | | | | | | | | | | | | 71.4 | |
| | | | | | | | | | | | | | | | GEN. NCN-ENSEIGNANT AVEC UNIT. A L.T. | |
| | | | | | | | | | | | | | | | 100 - 199 LITS | |
| | | | | | | | | | | | | | | | TOTAL | |
| | | | | | | | | | | | | | | | 10.9 | |
| | | | | | | | | | | | | | | | GEN. NCN-ENSEIGNANT AVEC UNIT. A L.T. | |
| | | | | | | | | | | | | | | | 100 - 199 LITS | |
| | | | | | | | | | | | | | | | TOTAL | |
| | | | | | | | | | | | | | | | 73.7 | |
| | | | | | | | | | | | | | | | TOTAL NCN-ENS. | |
| | | | | | | | | | | | | | | | 73.7 | |
| | | | | | | | | | | | | | | | TOTAL GENERAUX | |
| | | | | | | | | | | | | | | | 23.2 | |
| | | | | | | | | | | | | | | | TOTAL PUBLICS | |
| | | | | | | | | | | | | | | | 23.2 | |
| | | | | | | | | | | | | | | | NCUVELLE-ECCSSE PUBLICS GEN. NCN-ENSEIGNANT SANS UNIT. A L.T. | |
| | | | | | | | | | | | | | | | 1 - 24 LITS | |
| | | | | | | | | | | | | | | | 25 - 49 LITS | |
| | | | | | | | | | | | | | | | 50 - 99 LITS | |
| | | | | | | | | | | | | | | | 100 - 199 LITS | |
| | | | | | | | | | | | | | | | 200 + LITS | |
| | | | | | | | | | | | | | | | TOTAL | |
| | | | | | | | | | | | | | | | 34.3 | |
| | | | | | | | | | | | | | | | TOTAL NCN-ENS. | |
| | | | | | | | | | | | | | | | 36.1 1 - 499 LITS | |
| | | | | | | | | | | | | | | | TOT. GEN. ENS. COMP | |
| | | | | | | | | | | | | | | | 36.1 | |
| | | | | | | | | | | | | | | | TOTAL GENERAUX | |
| | | | | | | | | | | | | | | | 34.8 | |
| | | | | | | | | | | | | | | | PECIATRIQUES | |
| | | | | | | | | | | | | | | | CCNV./REHAB. | |
| | | | | | | | | | | | | | | | 81.6 | |
| | | | | | | | | | | | | | | | AUTRES | |
| | | | | | | | | | | | | | | | 33.3 | |
| | | | | | | | | | | | | | | | TOTAL PUBLICS | |
| | | | | | | | | | | | | | | | NCUVEAU-BRUNSWICK PUBLICS GEN. NCN-ENSEIGNANT SANS UNIT. A L.T. | |
| | | | | | | | | | | | | | | | 1 - 24 LITS | |
| | | | | | | | | | | | | | | | 25 - 49 LITS | |
| | | | | | | | | | | | | | | | 50 - 99 LITS | |
| | | | | | | | | | | | | | | | 100 - 199 LITS | |
| | | | | | | | | | | | | | | | 200 + LITS | |
| | | | | | | | | | | | | | | | TOTAL | |
| | | | | | | | | | | | | | | | 17.1 | |
| | | | | | | | | | | | | | | | GEN. NCN-ENSEIGNANT AVEC UNIT. A L.T. | |
| | | | | | | | | | | | | | | | 200 + LITS | |
| | | | | | | | | | | | | | | | TOTAL | |
| | | | | | | | | | | | | | | | 15.5 | |
| | | | | | | | | | | | | | | | TOTAL NCN-ENS. | |
| | | | | | | | | | | | | | | | GEN. ENS. PARTIEL 1 - 499 LITS | |
| | | | | | | | | | | | | | | | 36.3 500 + LITS | |
| | | | | | | | | | | | | | | | TOT. GEN. ENS. PART | |
| | | | | | | | | | | | | | | | 30.5 | |
| | | | | | | | | | | | | | | | TOTAL GENERAUX | |
| | | | | | | | | | | | | | | | 18.4 | |
| | | | | | | | | | | | | | | | CCNV./REHAB. | |

VOIR RENVOI(S) A LA FIN DU TABLEAU.

TABLE 3. DISTRIBUTION OF TOTAL LIABILITIES(1) OF OPERATING FUND, CAPITAL FUND AND INTEGRATED FUND

| PROVINCE TYPE OF HOSPITAL AND SIZE | HOSP. REP. | TOTAL LIABILITIES -- TOTAL DU PASSIF | TOTAL | CURRENT LIABILITIES - PASSIF A COURT TERME | | | | | | | | | |
|--|---------------|--|-------|--|------------------------|------------------------|-----------------------------|--|---------------------|--------------------------|------------------------------------|---------------------------------|--------|
| | | | | BANK LOANS & DRAFTS | NOTES PAY- ABLE | ACCTS. PAY- ABLE | EST. YR-END ADJ. | TRADE & OTH. A/C PAY | ACCR. LIAB. | UN- EARNED REVENUE | DUE TO ENDOW. SP PUR | CURR. INSTAL L-T DBT | OTHER |
| | | \$ | | EMP. ET DECOUV. EN BANQUE | BILLETTS A PAYER | COMPT. A PAYER | REGUL. DE FIN. D'ANN. | COMPT. FOUR, & AUTRES COM. PAY | CHGS. A PAYER | REVENU NON GAGNE | DU A DOT. & FONDS AFFECTE | VERSE- SUR DETTE A L-T | AUTRES |
| | | | | PER CENT - POURCENTAGE | | | | | | | | | |
| NEW BRUNSWICK | | | | | | | | | | | | | |
| PUBLIC | | | | | | | | | | | | | |
| CHRON./EXT. CARE | 1 | 84124 | 100.0 | | | | | | 35.5 | 29.7 | | | 25.2 |
| TOTAL PUBLIC | 39 | 17677191 | 100.0 | 4.3 | 2.0 | .3 | .8 | 15.2 | 9.0 | .1 | .8 | 1.2 | .9 |
| ATLANTIC | | | | | | | | | | | | | |
| PUBLIC | | | | | | | | | | | | | |
| GEN. NON-TEACHING NO LONG-TERM UNIT | | | | | | | | | | | | | |
| 1 - 24 BEDS | 34 | 2595445 | 100.0 | 1.4 | | .4 | 1.8 | 8.7 | | | .3 | .5 | .6 |
| 25 - 49 BEDS | 24 | 4884579 | 100.0 | .9 | .1 | .9 | 1.5 | 9.3 | | | .2 | .1 | .1 |
| 50 - 99 BEDS | 21 | 6981721 | 100.0 | 3.0 | | 1.5 | 1.2 | 12.6 | | | .1 | .9 | 1.8 |
| 100 - 199 BEDS | 17 | 17963427 | 100.0 | 4.0 | 24.3 | 2.5 | 2.1 | 7.2 | | | .2 | 2.5 | 1.2 |
| 200 + BEDS | 9 | 10332521 | 100.0 | 1.0 | | 1.7 | 1.0 | 13.6 | | | .1 | 1.0 | 1.1 |
| TOTAL | 105 | 42760423 | 100.0 | 2.7 | 10.2 | 1.7 | 1.0 | 10.0 | | .2 | .1 | 1.0 | 1.1 |
| GEN. NON-TEACHING WITH L.T. UNIT | | | | | | | | | | | | | |
| 1 - 99 BEDS | 1 | 147036 | 100.0 | | | 7.6 | | 54.4 | 1.0 | .3 | | | |
| 100 - 199 BEDS | 1 | 521880 | 100.0 | | | | | 9.4 | 3.8 | | | | |
| 200 + BEDS | 2 | 1347153 | 100.0 | 17.8 | | .6 | 1.8 | 12.1 | 25.6 | | | | |
| TOTAL | 4 | 2016069 | 100.0 | 11.9 | | | 1.2 | 14.5 | 18.1 | | | | |
| TOTAL NON-TEACHING | 109 | 44776492 | 100.0 | 3.2 | 9.7 | 1.6 | 1.0 | 10.2 | 3.7 | .2 | .1 | 1.0 | 1.1 |
| GENERAL TEACH FULL | | | | | | | | | | | | | |
| 1 - 499 BEDS | 2 | 10742597 | 100.0 | | | 6.3 | | 20.0 | | | | 2.6 | 8.0 |
| TOTAL GEN.TCH.FULL | 2 | 10742597 | 100.0 | | | 6.3 | | 20.0 | | | | 2.6 | 8.0 |
| GEN. TEACH PARTIAL | | | | | | | | | | | | | |
| 1 - 499 BEDS | 3 | 9573234 | 100.0 | | | 7.8 | | 11.9 | 1.9 | | 1.0 | .2 | -- |
| 500 + BEDS | 1 | 546334 | 100.0 | | | | | 55.0 | 22.2 | 2.6 | 1.0 | .2 | 20.1 |
| TOTAL GEN.TCH.PART | 4 | 10119568 | 100.0 | | | 7.4 | | 14.3 | 3.0 | .1 | 1.0 | .2 | 1.1 |
| TOTAL GENERAL | 115 | 65638657 | 100.0 | 2.2 | 6.6 | 3.3 | .7 | 12.4 | 3.0 | .1 | .2 | 1.1 | 2.2 |
| CHILDRENS | 2 | 3251809 | 100.0 | 3.3 | | 9.3 | 3.6 | 24.9 | .5 | | 14.7 | | 1.7 |
| CONVALESCENT/REHAB | 4 | 263963 | 100.0 | 9.5 | | 19.5 | 18.5 | 19.0 | 3.8 | | 3.6 | 1.6 | 14.2 |
| CHRON./EXT. CARE | 1 | 84124 | 100.0 | | | | | 35.5 | 29.7 | | | | 25.2 |
| OTHER | 1 | 891520 | 100.0 | 4.7 | | | | 11.6 | 2.0 | | | | .1 |
| TOTAL PUBLIC | 123 | 70130073 | 100.0 | 2.3 | 6.2 | 3.6 | .9 | 13.0 | 2.9 | .1 | .9 | 1.0 | 2.2 |
| QUEBEC | | | | | | | | | | | | | |
| PUBLIC | | | | | | | | | | | | | |
| GEN. NON-TEACHING NO LONG-TERM UNIT | | | | | | | | | | | | | |
| 1 - 24 BEDS | 11 | 2035902 | 100.0 | 3.6 | | 3.8 | 6.0 | 15.5 | 4.8 | .3 | 1.2 | .4 | 13.1 |
| 25 - 49 BEDS | 13 | 1584592 | 100.0 | 2.6 | 3.8 | 11.0 | 7.1 | 28.7 | 4.3 | -- | .9 | | 1.1 |
| 50 - 99 BEDS | 16 | 15503137 | 100.0 | 5.4 | | 2.2 | 4.5 | 8.3 | 9.9 | -- | -- | | 3.6 |
| 100 - 199 BEDS | 29 | 41389133 | 100.0 | 3.9 | | 4.6 | 5.8 | 10.9 | 2.0 | -- | -- | .1 | 1.6 |
| 200 + BEDS | 18 | 93073854 | 100.0 | 2.1 | | 2.2 | 2.4 | 9.8 | 1.6 | .1 | .1 | .3 | 1.2 |
| TOTAL | 87 | 153586618 | 100.0 | 2.9 | 1.5 | 3.4 | 3.6 | 10.2 | 1.6 | -- | .1 | .3 | 1.9 |
| GEN. NON-TEACHING WITH L.T. UNIT | | | | | | | | | | | | | |
| 1 - 99 BEDS | 2 | 224636 | 100.0 | 8.9 | | 8.9 | 10.7 | 30.1 | 8.0 | | | | 5.3 |
| 100 - 199 BEDS | 2 | 3441581 | 100.0 | .7 | | 3.2 | 3.9 | 12.6 | 1.4 | | | | 6.0 |
| 200 + BEDS | 3 | 8094430 | 100.0 | .4 | | 5.7 | 2.9 | 9.8 | 1.5 | | | | 4.3 |
| TOTAL | 7 | 11760647 | 100.0 | | | | | | | | | | |
| TOTAL NON-TEACHING | 94 | 165347265 | 100.0 | 2.8 | 1.4 | 3.6 | 3.6 | 10.2 | 1.6 | -- | .1 | .3 | 2.1 |
| GENERAL TEACH FULL | | | | | | | | | | | | | |
| 1 - 499 BEDS | 2 | 32726899 | 100.0 | 5.0 | | | 2.3 | 9.6 | 1.3 | .1 | .1 | .4 | .6 |
| 500 + BEDS | 12 | 135253427 | 100.0 | 7.6 | 2.2 | .6 | 2.0 | 13.9 | 1.8 | .1 | -- | .3 | 2.1 |
| TOTAL GEN.TCH.FULL | 14 | 167980326 | 100.0 | 7.1 | 1.8 | .5 | 1.7 | 12.7 | 1.7 | .1 | -- | .3 | 1.8 |
| GEN. TEACH PARTIAL | | | | | | | | | | | | | |
| 1 - 499 BEDS | 12 | 57983353 | 100.0 | 2.7 | 1.3 | 4.7 | 1.3 | 11.4 | 2.8 | .2 | -- | | 1.5 |
| 500 + BEDS | 1 | 13604446 | 100.0 | 10.8 | | 29.2 | 3.2 | 8.9 | 3.0 | | | | 1.3 |
| TOTAL GEN.TCH.PART | 13 | 71587799 | 100.0 | 4.3 | 1.1 | 7.7 | 1.6 | 9.3 | 2.3 | .1 | -- | | 1.3 |
| TOTAL GENERAL | 121 | 404915390 | 100.0 | 4.8 | 1.5 | 3.0 | 2.4 | 11.1 | 1.8 | .1 | .1 | .3 | 1.8 |
| CHILDRENS | 2 | 36330385 | 100.0 | 9.2 | | | .1 | 9.4 | .6 | 1.2 | | | |
| CONVALESCENT/REHAB | 5 | 4033983 | 100.0 | 8.2 | | 3.4 | 4.8 | 13.7 | 3.1 | | .9 | | 2.4 |
| CHRON./EXT. CARE | 25 | 12357058 | 100.0 | 2.1 | .1 | 3.8 | 3.6 | 13.7 | 2.4 | -- | .2 | | 1.0 |
| OTHER | 7 | 11156043 | 100.0 | 11.9 | .4 | 5.2 | 5.2 | 11.7 | .4 | | .7 | | 4.7 |
| TOTAL PUBLIC | 160 | 468792859 | 100.0 | 5.3 | 1.3 | 2.9 | 2.4 | 11.1 | 1.7 | .2 | .1 | .2 | 1.7 |
| ONTARIO | | | | | | | | | | | | | |
| PUBLIC | | | | | | | | | | | | | |
| GEN. NON-TEACHING NO LONG-TERM UNIT | | | | | | | | | | | | | |
| 1 - 24 BEDS | 5 | 280703 | 100.0 | | | .1 | .3 | 11.7 | 2.1 | | | | .7 |
| 25 - 49 BEDS | 20 | 2025006 | 100.0 | 2.7 | | .1 | .7 | 10.6 | 1.6 | | | | 3.8 |
| 50 - 99 BEDS | 15 | 4007345 | 100.0 | 3.7 | | .3 | | 8.9 | 1.7 | | | | 5.0 |
| 100 - 199 BEDS | 19 | 15347404 | 100.0 | 4.2 | | .3 | | 9.0 | 6.1 | | .3 | | .4 |
| 200 + BEDS | 27 | 51761226 | 100.0 | 1.8 | .4 | .2 | .8 | 10.1 | 6.5 | | -- | | 1.4 |
| TOTAL | 86 | 73421684 | 100.0 | 2.4 | .3 | .2 | .6 | 9.8 | 6.0 | | .1 | | |
| GEN. NON-TEACHING WITH L.T. UNIT | | | | | | | | | | | | | |
| 1 - 99 BEDS | 34 | 11021462 | 100.0 | 3.1 | .3 | .8 | | 6.2 | 2.4 | .4 | | .7 | .2 |
| 100 - 199 BEDS | 17 | 5409434 | 100.0 | .9 | | .1 | | 20.4 | 5.6 | | | .7 | .2 |
| 200 + BEDS | 27 | 57520354 | 100.0 | 2.2 | -- | -- | | 8.8 | 4.8 | | | .6 | .2 |
| TOTAL | 78 | 73951250 | 100.0 | 2.3 | .1 | .1 | | 9.2 | 4.8 | | | .7 | .2 |
| TOTAL NON-TEACHING | 164 | 147372934 | 100.0 | 2.3 | .2 | .2 | .3 | 9.5 | 5.4 | -- | .1 | .5 | .8 |

SEE FOOTNOTE(S) AT END OF TABLE.

TABLEAU 3. REPARTITION DU TOTAL DU PASSIF(1) DU FONDS D'EXPLOITATION, DU FONDS D'IMMOBILISATIONS ET DU FONDS INTEGRE

| CAPITAL LIABILITIES - SHORT-TERM | | | | | | | | | | | | | LONG-TERM LIABILITIES - PASSIF A LONG TERME | | | | PROVINCE AFFECTATION ET TAILLE DES FCPTAUX | |
|---|-----------------------|---------------------------|-----------------------|---------------------------------|-------------------------------------|--------|------------------------|----------------------------|----------------------------------|---|-----------------|------------------|---|--|--|--|--|--|
| PASSIF DE NATURE CAPITALE A COURT TERME | | | | | | | | | | | | | | | | | | |
| BANK LOANS & ODRRAFTS | NOTES PAY- ABLE | S-T ADV PROV. | ACCTS PAY- ABLE | CURR. INSTAL. L-T DBT | DUE TO ENDOW & SP PUR | OTHER | BANK LOANS | NOTES PAY- ABLE | AVAN. FROM PROV. | BONDS & DEBENTURES OBLIGATIONS A PAYER | | OTHER | | | | | | |
| EMP. ET DECOUV. EN BANQUE | BILLET A PAYER | AVANC. A C.T. PROV. | COMPT. A PAYER | VERSE- SUR DETTE A L-T | DU AU DOTA & FONDS AFFECTE | AUTRES | EMPRUN DE BANQUE | BIL- LETS A PAYER | AVAN. CONSEN. PAR PROV. | MUNI- CIPAL | HOSP. L'HCP. | OTHER- AUTRES | | | | | | |
| PER CENT - POURCENTAGE | | | | | | | | | | | | | | | | | | |
| | | | | | | | | | | | | | | NOUVEAU-BRUNSWICK PUBLICS | | | | |
| | | | | | | | | | | | | | | SCINS PRCLNGES | | | | |
| | | | | | | | | | | | | | | TCTAL PUBLICS | | | | |
| | | | | | | | | | | | | | | ATLANTIQUE PUBLICS | | | | |
| | | | | | | | | | | | | | | GEN. NCN-ENSEIGNANT SANS UNIT. A L.T. | | | | |
| | | | | | | | | | | | | | | 1 - 24 LITS | | | | |
| | | | | | | | | | | | | | | 25 - 49 LITS | | | | |
| | | | | | | | | | | | | | | 50 - 99 LITS | | | | |
| | | | | | | | | | | | | | | 100 - 199 LITS | | | | |
| | | | | | | | | | | | | | | 200 + LITS | | | | |
| | | | | | | | | | | | | | | TOTAL | | | | |
| | | | | | | | | | | | | | | GEN. NCN-ENSEIGNANT AVEC UNIT. A L.T. | | | | |
| | | | | | | | | | | | | | | 1 - 99 LITS | | | | |
| | | | | | | | | | | | | | | 100 - 199 LITS | | | | |
| | | | | | | | | | | | | | | 200 + LITS | | | | |
| | | | | | | | | | | | | | | TOTAL | | | | |
| | | | | | | | | | | | | | | TOTAL NCN-ENS. | | | | |
| | | | | | | | | | | | | | | GEN. ENS. CCMPLT | | | | |
| | | | | | | | | | | | | | | 1 - 499 LITS | | | | |
| | | | | | | | | | | | | | | TOT. GEN. ENS. CCOMP | | | | |
| | | | | | | | | | | | | | | GEN. ENS. PARTIEL | | | | |
| | | | | | | | | | | | | | | 500 + LITS | | | | |
| | | | | | | | | | | | | | | TOT. GEN. ENS. PART | | | | |
| | | | | | | | | | | | | | | TOTAL GENERAUX | | | | |
| | | | | | | | | | | | | | | PECIATRIQUES | | | | |
| | | | | | | | | | | | | | | CCNV./REHAB. | | | | |
| | | | | | | | | | | | | | | SCINS PRCLNGES | | | | |
| | | | | | | | | | | | | | | AUTRES | | | | |
| | | | | | | | | | | | | | | TCTAL PUBLICS | | | | |
| | | | | | | | | | | | | | | QUEBEC PUBLICS | | | | |
| | | | | | | | | | | | | | | GEN. NCN-ENSEIGNANT SANS UNIT. A L.T. | | | | |
| | | | | | | | | | | | | | | 1 - 24 LITS | | | | |
| | | | | | | | | | | | | | | 25 - 49 LITS | | | | |
| | | | | | | | | | | | | | | 50 - 99 LITS | | | | |
| | | | | | | | | | | | | | | 100 - 199 LITS | | | | |
| | | | | | | | | | | | | | | 200 + LITS | | | | |
| | | | | | | | | | | | | | | TOTAL | | | | |
| | | | | | | | | | | | | | | GEN. NCN-ENSEIGNANT AVEC UNIT. A L.T. | | | | |
| | | | | | | | | | | | | | | 1 - 99 LITS | | | | |
| | | | | | | | | | | | | | | 100 - 199 LITS | | | | |
| | | | | | | | | | | | | | | 200 + LITS | | | | |
| | | | | | | | | | | | | | | TOTAL | | | | |
| | | | | | | | | | | | | | | TOTAL NCN-ENS. | | | | |
| | | | | | | | | | | | | | | GEN. ENS. CCMPLT | | | | |
| | | | | | | | | | | | | | | 1 - 499 LITS | | | | |
| | | | | | | | | | | | | | | TCT. GEN. ENS. CCOMP | | | | |
| | | | | | | | | | | | | | | GEN. ENS. PARTIEL | | | | |
| | | | | | | | | | | | | | | 500 + LITS | | | | |
| | | | | | | | | | | | | | | TOT. GEN. ENS. PART | | | | |
| | | | | | | | | | | | | | | TOTAL GENERAUX | | | | |
| | | | | | | | | | | | | | | PECIATRIQUES | | | | |
| | | | | | | | | | | | | | | CCNV./REHAB. | | | | |
| | | | | | | | | | | | | | | SCINS PRCLNGES | | | | |
| | | | | | | | | | | | | | | AUTRES | | | | |
| | | | | | | | | | | | | | | TOTAL PUBLICS | | | | |
| | | | | | | | | | | | | | | ONTARIO PUBLICS | | | | |
| | | | | | | | | | | | | | | GEN. NCN-ENSEIGNANT SANS UNIT. A L.T. | | | | |
| | | | | | | | | | | | | | | 1 - 24 LITS | | | | |
| | | | | | | | | | | | | | | 25 - 49 LITS | | | | |
| | | | | | | | | | | | | | | 50 - 99 LITS | | | | |
| | | | | | | | | | | | | | | 100 - 199 LITS | | | | |
| | | | | | | | | | | | | | | 200 + LITS | | | | |
| | | | | | | | | | | | | | | TOTAL | | | | |
| | | | | | | | | | | | | | | GEN. NCN-ENSEIGNANT AVEC UNIT. A L.T. | | | | |
| | | | | | | | | | | | | | | 1 - 99 LITS | | | | |
| | | | | | | | | | | | | | | 100 - 199 LITS | | | | |
| | | | | | | | | | | | | | | 200 + LITS | | | | |
| | | | | | | | | | | | | | | TOTAL | | | | |
| | | | | | | | | | | | | | | TOTAL NCN-ENS. | | | | |

VOIR RENVOI(S) A LA FIN DU TABLEAU.

TABLE 3. DISTRIBUTION OF TOTAL LIABILITIES(1) OF OPERATING FUND, CAPITAL FUND AND INTEGRATED FUND

| PROVINCE TYPE OF HOSPITAL AND SIZE | HOSP. REP. | TOTAL LIABILITIES TOTAL DU PASSIF | TOTAL | CURRENT LIABILITIES - PASSIF A COURT TERME | | | | | | | | | | |
|--|---------------|--|------------------------|--|----------------------------|------------------------|----------------------------|---|---------------------|-------------------------|------------------------------------|---------------------------------|--------|--|
| | | | | BANK LOANS & DRAFTS | NOTES PAY- ABLE | ACCTS. PAY- ABLE | EST. YR-END ADJ. | TRADE & OTH. A/C PAY | ACCR. LIAB. | UN- EARNED INCOME | DUE TO ENDOW- MENT | CURR. INSTAL L-T DBT | OTHER | |
| | | | | EMP. DECOUV. BANQUE | ET BILLET A PAYER | COMPT. A PAYER | REGUL. DE FIN D'ANN. | COMPT. FOUR, & AUTRES COM-PAY | CHGS. A PAYER | REVENU NON GAGNE | DU A DOT. & FONDS AFFECTE | VERSE- SUR DETTE A L-T | AUTRES | |
| \$ | | | PER CENT - POURCENTAGE | | | | | | | | | | | |
| ONTARIO PUBLIC | | | | | | | | | | | | | | |
| GENERAL TEACH FULL | | | | | | | | | | | | | | |
| 1 - 499 BEDS | 3 | 13807016 | 100.0 | | | | | 11.3 | 1.9 | | | | | |
| 500 + BEDS | 15 | 52175107 | 100.0 | 14.2 | | | | 20.9 | 11.0 | | | | | |
| TOTAL GEN.TCH.FULL | 18 | 65982123 | 100.0 | 11.3 | | | | 18.9 | 9.1 | | | | | |
| GEN. TEACH PARTIAL | | | | | | | | | | | | | | |
| 1 - 499 BEDS | 3 | 2821897 | 100.0 | 1.7 | | | | 15.6 | 9.3 | | | | | |
| 500 + BEDS | 3 | 4660052 | 100.0 | | | | | 10.9 | 20.1 | | | | | |
| TOTAL GEN.TCH.PART | 5 | 6881949 | 100.0 | .7 | | | | 12.8 | 15.6 | | | | | |
| TOTAL GENERAL | 184 | 220237006 | 100.0 | 5.0 | .1 | .1 | .2 | 12.4 | 6.9 | .2 | .3 | .4 | .7 | |
| CHILDRENS | 1 | 5246020 | 100.0 | | | | | 36.1 | 40.2 | | | | 23.7 | |
| CONVALESCENT/REHAB | 6 | 1608685 | 100.0 | 7.7 | | 3.1 | | 14.1 | 7.5 | | | | 3.1 | |
| CHRON./EXT. CARE | 15 | 7746289 | 100.0 | 1.6 | | .1 | | 15.2 | 13.2 | | .2 | .2 | 1.9 | |
| OTHER | 2 | 1218288 | 100.0 | | | 8.0 | | 32.6 | 25.6 | | | 7.4 | 26.4 | |
| TOTAL PUBLIC | 208 | 236056288 | 100.0 | 4.7 | .1 | .1 | .2 | 13.2 | 7.9 | .2 | .3 | .4 | 1.4 | |
| MANITOBA PUBLIC | | | | | | | | | | | | | | |
| GEN. NON-TEACHING NO LONG-TERM UNIT | | | | | | | | | | | | | | |
| 1 - 24 BEDS | 43 | 2954791 | 100.0 | 4.1 | | .5 | | 1.6 | 4.3 | | | | 4.2 | |
| 25 - 49 BEDS | 15 | 2178352 | 100.0 | 3.0 | | 1.7 | | .5 | 17.0 | | | | 2.1 | |
| 50 - 99 BEDS | 8 | 2390784 | 100.0 | 10.3 | | .6 | | .8 | 3.7 | | | | .1 | |
| 100 - 199 BEDS | 2 | 7910014 | 100.0 | 1.1 | | | | | 3.7 | | | | | |
| 200 + BEDS | 2 | 5262017 | 100.0 | | | | | | 6.7 | | | | | |
| TOTAL | 70 | 20695958 | 100.0 | 2.5 | .1 | .4 | .4 | 6.7 | 2.4 | | .8 | | .8 | |
| GEN. NON-TEACHING WITH L.T. UNIT | | | | | | | | | | | | | | |
| 1 - 99 BEDS | 3 | 2757498 | 100.0 | 1.2 | | .3 | | | .3 | | | | .6 | |
| 100 - 199 BEDS | 1 | 1227617 | 100.0 | | | | | | 4.1 | | | | .1 | |
| TOTAL | 4 | 3985115 | 100.0 | .8 | | .2 | | | 1.5 | | | | .4 | |
| TOTAL NON-TEACHING | 74 | 24681073 | 100.0 | 2.2 | .1 | .4 | .3 | 5.9 | 2.4 | | .7 | | .8 | |
| GENERAL TEACH FULL | | | | | | | | | | | | | | |
| 500 + BEDS | 2 | 11069468 | 100.0 | 1.8 | | | | | 9.9 | | | | .1 | |
| TOTAL GEN.TCH.FULL | 2 | 11069468 | 100.0 | 1.8 | | | | | 9.9 | | | | .1 | |
| GEN. TEACH PARTIAL | | | | | | | | | | | | | | |
| 1 - 499 BEDS | 1 | 5084721 | 100.0 | | | | | | 4.4 | | | | 1.2 | |
| TOTAL GEN.TCH.PART | 1 | 5084721 | 100.0 | | | | | | 4.4 | | | | 1.2 | |
| TOTAL GENERAL | 77 | 40835262 | 100.0 | 1.9 | | .2 | .2 | 6.8 | 3.8 | .2 | .6 | | .6 | |
| CHILDRENS | 1 | 739982 | 100.0 | | | | | 48.3 | 11.3 | | .2 | | 5.0 | |
| CONVALESCENT/REHAB | 1 | 2354449 | 100.0 | | | | | 6.9 | 3.8 | | | | | |
| CHRON./EXT. CARE | 2 | 499882 | 100.0 | 48.5 | | | | 5.8 | 17.9 | | | | | |
| TOTAL PUBLIC | 81 | 44429575 | 100.0 | 2.2 | | .2 | .2 | 7.5 | 4.1 | .1 | .5 | | .7 | |
| SASKATCHEWAN PUBLIC | | | | | | | | | | | | | | |
| GEN. NON-TEACHING NO LONG-TERM UNIT | | | | | | | | | | | | | | |
| 1 - 24 BEDS | 72 | 3817321 | 100.0 | 1.6 | | .5 | | | 1.6 | | | | .3 | |
| 25 - 49 BEDS | 31 | 5387977 | 100.0 | 3.8 | | .1 | | | 4.8 | | | | .4 | |
| 50 - 99 BEDS | 8 | 2948279 | 100.0 | 4.4 | | .2 | | | 3.8 | | | | .1 | |
| 100 - 199 BEDS | 6 | 4013603 | 100.0 | | | | | | 6.4 | | | | .2 | |
| 200 + BEDS | 1 | 1360215 | 100.0 | | | | | | 1.5 | | | | .3 | |
| TOTAL | 118 | 17527395 | 100.0 | 2.3 | .1 | | | 2.2 | .2 | | .4 | .1 | .6 | |
| GEN. NON-TEACHING WITH L.T. UNIT | | | | | | | | | | | | | | |
| 200 + BEDS | 2 | 3066178 | 100.0 | 4.0 | | | | | 5.0 | | | | | |
| TOTAL | 2 | 3066178 | 100.0 | 4.0 | | | | | 5.0 | | | | | |
| TOTAL NON-TEACHING | 120 | 20593573 | 100.0 | 2.5 | .1 | | | 2.7 | .3 | .3 | .1 | .6 | .2 | |
| GENERAL TEACH FULL | | | | | | | | | | | | | | |
| 500 + BEDS | 1 | 566879 | 100.0 | | | | | | 48.8 | | | | 36.2 | |
| TOTAL GEN.TCH.FULL | 1 | 566879 | 100.0 | | | | | | 48.8 | | | | 36.2 | |
| GEN. TEACH PARTIAL | | | | | | | | | | | | | | |
| 1 - 499 BEDS | 3 | 1979618 | 100.0 | 9.1 | | | | | 16.1 | | | | 3.8 | |
| 500 + BEDS | 1 | 781193 | 100.0 | 44.4 | | | | | 53.6 | | | | 2.7 | |
| TOTAL GEN.TCH.PART | 4 | 2760811 | 100.0 | 19.1 | | | | | 26.7 | | | | 1.9 | |
| TOTAL GENERAL | 125 | 23921263 | 100.0 | 4.4 | .1 | | | 6.5 | 1.8 | .5 | .1 | .5 | 1.4 | |
| OTHER | 1 | 264501 | 100.0 | | | | | | 73.2 | | | | 2.7 | |
| TOTAL PUBLIC | 126 | 24185764 | 100.0 | 4.3 | .1 | | | 7.3 | 2.1 | .5 | .1 | .5 | 1.4 | |
| ALBERTA PUBLIC | | | | | | | | | | | | | | |
| GEN. NON-TEACHING NO LONG-TERM UNIT | | | | | | | | | | | | | | |
| 1 - 24 BEDS | 24 | 590954 | 100.0 | 4.4 | | 2.6 | | | 7.4 | | | | .3 | |
| 25 - 49 BEDS | 47 | 7685731 | 100.0 | 1.7 | | .1 | | | 2.5 | | | | 1.2 | |
| 50 - 99 BEDS | 28 | 11305896 | 100.0 | 1.2 | | .2 | | | .4 | | | | .9 | |
| 100 - 199 BEDS | 6 | 9908671 | 100.0 | 4.5 | | | | | 2.8 | | | | .1 | |
| 200 + BEDS | 3 | 5288404 | 100.0 | | | | | | 4.5 | | | | | |
| TOTAL | 108 | 34779656 | 100.0 | 2.1 | .1 | 1.2 | .1 | 2.4 | .4 | | | | .6 | |
| GEN. NON-TEACHING WITH L.T. UNIT | | | | | | | | | | | | | | |
| 1 - 99 BEDS | 1 | 212827 | 100.0 | | | | | | | | | | | |
| TOTAL | 1 | 212827 | 100.0 | | | | | | | | | | | |
| TOTAL NON-TEACHING | 109 | 34992483 | 100.0 | 2.1 | .1 | 1.2 | .1 | 2.4 | .4 | 9.4 | | .1 | .6 | |

SEE FOOTNOTE(S) AT END OF TABLE.

TABLEAU 3. REPARTITION DU TOTAL DU PASSIF(1) DU FONDS D'EXPLOITATION, DU FONDS D'IMMOBILISATIONS ET DU FONDS INTEGRE

| CAPITAL LIABILITIES - SHORT-TERM | | | | | | | | | | | | | LONG-TERM LIABILITIES - PASSIF A LONG TERME | | | | | PROVINCE AFFECTATION ET TAILLE DES CAPITAUX | |
|---|------------------------|---------------------------|-----------------------|---------------------------------|-------------------------------------|--------|------------------------|----------------------------|----------------------------------|---|-----------------|-----------------|---|-------------------------|--|--|--|---|--------|
| PASSIF DE NATURE CAPITALE A COURT TERME | | | | | | | | | | | | | | | | | | | AUTRES |
| BANK LOANS & DRAFTS | NOTES PAY- ABLE | S-T ADV PROV. | ACCTS PAY- ABLE | CURR. INSTAL- L-T DBT | DUE TO ENDOW & SP PUR | OTHER | BANK LOANS | NOTES PAY- ABLE | AVAN- FROM PROV. | BONDS & DEBENTURES OBLIGATIONS A PAYER | | | OTHER | | | | | | |
| EMP. ET DECOUV. EN BANQUE | BILLETTS A PAYER | AVANC. A C.T. PROV. | COMPT. A PAYER | VERSE- SUR DETTE A L-T | DU AU DOTA & FONDS AFFECTE | AUTRES | EMPRUN DE BANQUE | BIL- LETS A PAYER | AVAN- CONSEN- PAR PROV. | ISSUED BY - DE(S) | | | | | | | | | |
| | | | | | | | | | | MUNI- CIPAL. | HOSP. L'HOP. | OTHER AUTRES | | | | | | | |
| PER CENT - POURCENTAGE | | | | | | | | | | | | | | | | | | | |
| | | .4 | 10.4 | .1 | | 15.4 | | | 49.8 | | | | 8.7 | ONTARIO PUBLICS | | | | | |
| | | 1.0 | 3.7 | .5 | | .5 | | | 7.8 | | | | 14.8 | GEN. ENS. CCMPLET | | | | | |
| | | .9 | 5.1 | .4 | | 3.6 | | 3.4 | 16.6 | | | | 13.5 | 500 + LITS | | | | | |
| | | | | | | | | 2.9 | | | | | | TOT. GEN. ENS. CCMP | | | | | |
| 2.0 | | | 33.3 | | | | | 2.3 | | | | | | GEN. ENS. PARTIEL | | | | | |
| 1.2 | | | 5.4 | 1.3 | | .2 | | | 40.0 | | | | | 500 + LITS | | | | | |
| | | | 16.8 | .8 | | .1 | | | 12.2 | | | | 47.8 | TCT. GEN. ENS. PART | | | | | |
| 1.5 | .3 | .3 | 4.3 | .7 | -- | 2.3 | 2.5 | 3.0 | 23.6 | | | | 28.2 | TOTAL GENERAUX | | | | | |
| | | | | | | | | | | 7.2 | 3.9 | 1.8 | 19.8 | PEDIATRIQUES | | | | | |
| | | | .8 | 2.5 | | .1 | | | 1.1 | | | | 60.1 | CONV./REHAB. | | | | | |
| | | | .2 | 1.6 | .4 | -- | | | 8.5 | 11.4 | | | 7.8 | SCINS PROLONGES | | | | | |
| 1.4 | .2 | .3 | 4.1 | .7 | -- | 2.1 | 2.4 | 3.1 | | | | | | AUTRES | | | | | |
| | | | | | | | | | 24.6 | 6.7 | 4.9 | 1.7 | 19.2 | TOTAL PUBLICS | | | | | |
| 2.9 | | | .3 | .6 | | .7 | | | | | | | | MANITOBA PUBLICS | | | | | |
| 54.6 | | | -- | .4 | 1.5 | 4.5 | 35.6 | | | 1.6 | 40.6 | | .7 | GEN. NON-ENSEIGNANT | | | | | |
| 2.3 | | 30.4 | -- | .4 | | | 4.1 | | | 4.2 | 12.1 | | -- | SANS UNIT. A L.T. | | | | | |
| 27.5 | | | 6.8 | 2.3 | 2.3 | 4.2 | | | | 2.0 | 26.4 | | 1.9 | 1 - 24 LITS | | | | | |
| 1.3 | | | -- | 1.4 | 1.6 | 4.2 | | | | | 52.4 | | 2.7 | 25 - 49 LITS | | | | | |
| 17.3 | | 3.5 | 2.7 | 1.4 | 1.2 | 1.7 | 5.6 | | | .9 | 62.7 | | 16.8 | 50 - 99 LITS | | | | | |
| | | | | | | | | | | | 46.1 | | 5.6 | 100 - 199 LITS | | | | | |
| | | | | | | | | | | | | | | 200 + LITS | | | | | |
| | | | | | | | | | | | | | | TOTAL | | | | | |
| 46.7 | | | 8.0 | 2.8 | | .3 | 69.8 | | | | 23.7 | | 1.3 | GEN. NON-ENSEIGNANT | | | | | |
| 14.4 | | | 2.5 | .9 | | .1 | 48.3 | | | | 16.4 | 36.6 | .9 | AVEC UNIT. A L.T. | | | | | |
| 16.8 | | 2.9 | 2.6 | 1.3 | 1.0 | 1.4 | 12.5 | | | .8 | 41.3 | 11.3 | 4.9 | 1 - 99 LITS | | | | | |
| | | | | | | | | | | | | | | 100 - 199 LITS | | | | | |
| | | | .5 | 2.2 | 4.2 | .6 | 4.1 | | | | 58.2 | 8.5 | 8.5 | TOTAL NON-ENS. | | | | | |
| | | | .5 | 2.2 | 4.2 | .6 | 4.1 | | | | 58.2 | 8.5 | 8.5 | GEN. ENS. CCMPLET | | | | | |
| .1 | | | | | | | | 8.9 | | | | | | 500 + LITS | | | | | |
| .1 | | | | | | | | 8.9 | | 5.3 | 80.1 | | | GEN. ENS. PARTIEL | | | | | |
| 10.2 | | 1.8 | 1.7 | 1.4 | 1.8 | 1.0 | 9.7 | | 5.3 | | 80.1 | | 2.9 | 500 + LITS | | | | | |
| 30.3 | | | 3.6 | | 1.3 | | | | 5.3 | | 80.1 | | 2.9 | TCT. GEN. ENS. PART | | | | | |
| | | | | 3.6 | | .8 | | | | .5 | 50.7 | 3.4 | 2.9 | TOTAL GENERAUX | | | | | |
| | | | 11.6 | | | | 16.2 | | | | 84.3 | | | PEDIATRIQUES | | | | | |
| 9.9 | | 1.6 | 1.8 | 1.5 | 1.6 | 1.0 | 9.1 | | | .6 | 51.1 | 3.1 | 2.7 | CONV./REHAB. | | | | | |
| | | | | | | | | | | | | | | SCINS PROLONGES | | | | | |
| | | | | | | | | | | | | | | TOTAL PUBLICS | | | | | |
| .5 | -- | | 2.8 | 3.0 | .4 | .2 | | .6 | | | | | | SASKATCHEWAN PUBLICS | | | | | |
| 1.0 | | | 2.2 | 1.7 | -- | .7 | 7.8 | | | 5.8 | 70.1 | | 10.0 | GEN. NON-ENSEIGNANT | | | | | |
| 2.7 | | | 2.0 | 1.4 | | .7 | | | | 16.2 | 58.3 | | 5.5 | SANS UNIT. A L.T. | | | | | |
| 14.7 | | | 3.3 | 1.4 | .1 | 1.2 | | 18.1 | | | 49.1 | | 19.2 | 1 - 24 LITS | | | | | |
| 2.0 | -- | | | 2.0 | | 5.7 | | | | | 57.2 | | 24.2 | 25 - 49 LITS | | | | | |
| | | | 2.4 | 1.5 | .1 | 1.7 | 2.5 | 3.2 | | | 71.4 | | | 50 - 99 LITS | | | | | |
| | | | | 2.8 | | | | | | 6.3 | 60.1 | | 12.6 | 100 - 199 LITS | | | | | |
| | | | | | | | | | | | | | | 200 + LITS | | | | | |
| | | | | | | | | | | | | | | TOTAL | | | | | |
| 16.3 | | | 6.9 | 2.4 | | .2 | | | 1.6 | | 63.0 | | | GEN. NON-ENSEIGNANT | | | | | |
| 16.3 | | | 6.9 | 2.4 | | .2 | | | 1.6 | | 63.0 | | | AVEC UNIT. A L.T. | | | | | |
| 4.1 | -- | | 3.1 | 2.7 | .1 | 1.5 | 2.1 | 2.7 | | .2 | 5.3 | 60.5 | 10.8 | 200 + LITS | | | | | |
| | | | | | | | | | | | | | | TOTAL | | | | | |
| | | | | | | | | | | | | | | TOTAL NON-ENS. | | | | | |
| | | | | | | | | | | | | | | GEN. ENS. CCMPLET | | | | | |
| | | | | | | | | | | | | | | 500 + LITS | | | | | |
| | | | | | | | | | | | | | | TOT. GEN. ENS. CCMP | | | | | |
| 5.4 | | | 3.7 | | | 7.6 | 27.6 | -- | 4.9 | | | | 4.5 | GEN. ENS. PARTIEL | | | | | |
| 3.9 | | | 2.6 | | | 5.4 | 19.8 | -- | 3.5 | | | | 3.2 | 1 - 499 LITS | | | | | |
| 4.0 | -- | | 2.9 | 2.3 | .1 | 1.9 | 4.1 | 2.3 | .6 | 4.6 | 52.1 | | 9.6 | 500 + LITS | | | | | |
| | | | | | | | | | | | | | | TCT. GEN. ENS. PART | | | | | |
| 4.0 | -- | | 2.9 | 2.3 | .1 | 1.9 | 4.1 | 2.3 | .6 | 4.5 | 51.5 | | 9.5 | TOTAL GENERAUX | | | | | |
| | | | | | | | | | | | | | | AUTRES | | | | | |
| | | | | | | | | | | | | | | TOTAL PUBLICS | | | | | |
| .7 | | | 2.3 | .8 | 2.4 | -- | | .5 | | | 20.4 | | 16.4 | ALBERTA PUBLICS | | | | | |
| .9 | .2 | | 2.5 | .2 | | -- | | 2.1 | | | 4.8 | 9.5 | 2.9 | GEN. NON-ENSEIGNANT | | | | | |
| | | | .1 | .5 | | | | 3.0 | | | 51.0 | 14.4 | 3.3 | SANS UNIT. A L.T. | | | | | |
| | | | | | | | | .2 | | | 66.6 | | | 1 - 24 LITS | | | | | |
| .5 | .1 | | 1.3 | .4 | .5 | .1 | .1 | 1.5 | | | 49.1 | 7.4 | | 25 - 49 LITS | | | | | |
| | | | | | | | | | | | 21.1 | 13.4 | | 50 - 99 LITS | | | | | |
| | | | | | | | | | | | 53.1 | | | 100 - 199 LITS | | | | | |
| | | | | | | | | | | | 29.5 | | | 200 + LITS | | | | | |
| | | | | | | | | | | | 16.2 | 9.4 | 2.0 | TOTAL | | | | | |
| | | | | | | | | | | | | | | GEN. NON-ENSEIGNANT | | | | | |
| | | | | | | | | | | | | | | AVEC UNIT. A L.T. | | | | | |
| | | | | | | | | | | | | | | 1 - 99 LITS | | | | | |
| | | | | | | | | | | | | | | TOTAL | | | | | |
| .5 | .1 | | 1.3 | .4 | .5 | .1 | .1 | 1.5 | | | 82.3 | | 2.0 | GEN. NON-ENSEIGNANT | | | | | |
| | | | | | | | | | | | 82.3 | | | AVEC UNIT. A L.T. | | | | | |
| | | | | | | | | | | | | | | 1 - 99 LITS | | | | | |
| | | | | | | | | | | | | | | TOTAL NON-ENS. | | | | | |

VOIR RENVOI(S) A LA FIN DU TABLEAU.

TABLE 3. DISTRIBUTION OF TOTAL LIABILITIES(1) OF OPERATING FUND, CAPITAL FUND AND INTEGRATED FUND

| PROVINCE TYPE OF HOSPITAL AND SIZE | HOSP. REP. - HOP. REP. | TOTAL LIABILITIES - TOTAL DU PASSIF | TOTAL | CURRENT LIABILITIES - PASSIF A COURT TERME | | | | | | | | | | | | | |
|--|------------------------------------|---|-------|--|----------------------------|-------------------------------------|------------------------------|-------------------------------------|---------------------|-------------------------|-------------------------------------|---------------------------------|-----------------|------|--|--|--|
| | | | | BANK LOANS & DRAFTS | NOTES PAY- ABLE | ACCTS. ² PAY- ABLE | EST. YR-END ADJ. | TRADE & OTH. A/C PAY | ACCR. LIAB. | UN- EARNED INCOME | DUE TO ENDOW SPUR | CURR- INSTAL L-T DBT | OTHER AUTRES | | | | |
| | | | | EMP- DECOU- EN BANQUE | ET BILLET A PAYER | COMPT. ² PAYER | REGU- DE FIN D'ANN. | COMPT. FOUR AUTRES COM.PAY | CHGS. A PAYER | REVENU NON GAGNE | DU DOT- 8 FONDS AFFECTE | VERSE- SUR DETTE A L-T | | | | | |
| | | \$ | | PER CENT - POURCENTAGE | | | | | | | | | | | | | |
| ALBERTA PUBLIC | | | | | | | | | | | | | | | | | |
| GENERAL TEACH FULL 500 + BEDS | 5 | 69795688 | 100.0 | -- | -- | -- | .8 | 4.3 | 1.2 | 5.5 | .2 | -- | -- | .7 | | | |
| TOTAL GEN.TCH.FULL | 5 | 69795688 | 100.0 | | | | .8 | 4.3 | 1.2 | 5.5 | .2 | | | .7 | | | |
| GEN. TEACH PARTIAL 500 + BEDS | 2 | 14516367 | 100.0 | | .4 | | | 4.1 | 2.4 | 10.2 | | | | 1.7 | | | |
| TOTAL GEN.TCH.PART | 2 | 14516367 | 100.0 | | .4 | | | 4.1 | 2.4 | 10.2 | | | | 1.7 | | | |
| TOTAL GENERAL | 116 | 119304538 | 100.0 | .6 | -- | .4 | .5 | 3.7 | 1.1 | 7.2 | .2 | -- | -- | .8 | | | |
| CHILDRENS | 1 | 340371 | 100.0 | | | | | | 13.8 | 25.1 | 22.3 | | | .2 | | | |
| CONVALESCENT/REHAB | 1 | 4088592 | 100.0 | | | | | 4.3 | | 9.3 | | | | | | | |
| CHRON./EXT. CARE | 26 | 8993011 | 100.0 | .7 | | 2.8 | .2 | 2.7 | .2 | 8.6 | | | | 3.7 | | | |
| CTHER | 2 | 1409954 | 100.0 | | | | | 14.2 | | 26.8 | | | | | | | |
| TOTAL PUBLIC | 146 | 134136466 | 100.0 | .6 | -- | .5 | .4 | 3.8 | 1.0 | 7.6 | .2 | -- | -- | 1.0 | | | |
| PRAIRIES PUBLIC | | | | | | | | | | | | | | | | | |
| GEN. NON-TEACHING NO LONG-TERM UNIT | | | | | | | | | | | | | | | | | |
| 1 - 24 BEDS | 139 | 7363066 | 100.0 | 2.8 | .7 | .6 | .8 | 3.1 | .4 | 2.9 | .3 | .8 | .8 | 1.9 | | | |
| 25 - 49 BEDS | 93 | 15292069 | 100.0 | 2.6 | .1 | .8 | .2 | 4.0 | .3 | 5.6 | .2 | .4 | .4 | 1.0 | | | |
| 50 - 99 BEDS | 44 | 16644959 | 100.0 | 3.1 | .1 | 2.1 | .1 | 2.2 | .8 | 5.2 | .2 | -- | -- | .7 | | | |
| 100 - 199 BEDS | 14 | 21832288 | 100.0 | 2.4 | | | | 3.7 | .3 | 3.5 | .5 | -- | -- | .7 | | | |
| 200 + BEDS | 6 | 11910636 | 100.0 | 2.4 | | | | 3.7 | .3 | 3.5 | .5 | -- | -- | .7 | | | |
| TOTAL | 296 | 73003009 | 100.0 | 2.3 | .1 | .7 | .2 | 3.6 | .9 | 4.6 | .3 | -- | -- | .6 | | | |
| GEN. NON-TEACHING WITH L.T. UNIT | | | | | | | | | | | | | | | | | |
| 1 - 99 BEDS | 4 | 2970325 | 100.0 | 1.1 | | .3 | -- | .2 | 2.7 | 1.3 | | | | .6 | | | |
| 100 - 199 BEDS | 1 | 1227617 | 100.0 | | | | | 4.1 | 1.4 | -- | | | | .1 | | | |
| 200 + BEDS | 2 | 3066178 | 100.0 | 4.0 | | | -- | 5.0 | 1.5 | -- | | | | .3 | | | |
| TOTAL | 7 | 7264120 | 100.0 | 2.1 | | .1 | -- | 2.9 | 1.6 | .5 | | | | .3 | | | |
| TOTAL NON-TEACHING | 303 | 80267129 | 100.0 | 2.3 | .1 | .7 | .1 | 3.5 | 1.0 | 4.2 | .2 | .2 | .2 | .5 | | | |
| GENERAL TEACH FULL 500 + BEDS | 8 | 81432035 | 100.0 | .3 | -- | -- | .6 | 5.4 | 2.3 | 4.8 | .3 | -- | -- | .9 | | | |
| TOTAL GEN.TCH.FULL | 8 | 81432035 | 100.0 | .3 | -- | -- | .6 | 5.4 | 2.3 | 4.8 | .3 | -- | -- | .9 | | | |
| GEN. TEACH PARTIAL 1 - 499 BEDS | 4 | 7064339 | 100.0 | 2.5 | | | | 7.6 | 4.3 | 5.8 | | | | 1.9 | | | |
| 500 + BEDS | 3 | 15297560 | 100.0 | 2.3 | | .4 | | 5.6 | 2.2 | 9.8 | | | | 1.6 | | | |
| TOTAL GEN.TCH.PART | 7 | 22361899 | 100.0 | 2.4 | | .3 | | 7.0 | 2.9 | 6.9 | | | | 1.7 | | | |
| TOTAL GENERAL | 318 | 184061063 | 100.0 | 1.4 | -- | .3 | .3 | 4.8 | 1.8 | 4.8 | .2 | .1 | .1 | .8 | | | |
| CHILDRENS | 2 | 1080353 | 100.0 | | | | | 33.1 | 12.1 | 7.9 | 7.1 | | | 3.5 | | | |
| CONVALESCENT/REHAB | 2 | 6443041 | 100.0 | | | | | 5.3 | 1.4 | 5.9 | | | | | | | |
| CHRON./EXT. CARE | 28 | 9492893 | 100.0 | 3.2 | | 2.6 | .2 | 2.9 | 1.1 | 8.1 | | | | 3.5 | | | |
| OTHER | 3 | 1674455 | 100.0 | | | | | 23.5 | 3.8 | 22.6 | | | | .4 | | | |
| TOTAL PUBLIC | 353 | 202751805 | 100.0 | 1.4 | -- | .4 | .3 | 5.0 | 1.8 | 5.2 | .3 | .1 | .1 | 1.0 | | | |
| BRITISH COLUMBIA PUBLIC | | | | | | | | | | | | | | | | | |
| GEN. NON-TEACHING NO LONG-TERM UNIT | | | | | | | | | | | | | | | | | |
| 1 - 24 BEDS | 13 | 400118 | 100.0 | 6.5 | .4 | 43.4 | | 30.6 | 13.3 | | .1 | | | | | | |
| 25 - 49 BEDS | 27 | 2955243 | 100.0 | 13.2 | .2 | 32.8 | | 11.2 | 3.7 | | -- | | | 1.1 | | | |
| 50 - 99 BEDS | 12 | 2412969 | 100.0 | 7.3 | | 37.4 | | 14.3 | 4.5 | | | | | | | | |
| 100 - 199 BEDS | 10 | 3601670 | 100.0 | 1.9 | | 42.3 | | 14.3 | 8.0 | | | | | | | | |
| 200 + BEDS | 5 | 4059482 | 100.0 | 6.3 | | 40.4 | | 18.8 | 4.1 | | | | | | | | |
| TOTAL | 67 | 13429482 | 100.0 | 6.8 | -- | 38.8 | | 16.0 | 5.4 | | -- | -- | | .2 | | | |
| GEN. NON-TEACHING WITH L.T. UNIT | | | | | | | | | | | | | | | | | |
| 1 - 99 BEDS | 2 | 231333 | 100.0 | | | 85.8 | | 12.9 | 1.2 | | | | | | | | |
| 100 - 199 BEDS | 8 | 5099893 | 100.0 | 4.0 | 1.5 | 34.8 | | 10.5 | 4.3 | | | | | | | | |
| 200 + BEDS | 4 | 413118 | 100.0 | 1.0 | | 33.6 | | 13.2 | 6.2 | | | | | .5 | | | |
| TOTAL | 14 | 9462544 | 100.0 | 2.6 | .8 | 35.5 | | 11.7 | 5.0 | | | | | .2 | | | |
| TOTAL NON-TEACHING | 81 | 22892026 | 100.0 | 5.1 | .4 | 37.4 | | 14.2 | 5.3 | | -- | -- | | .2 | | | |
| GENERAL TEACH FULL 500 + BEDS | 1 | 11080572 | 100.0 | 7.7 | | 66.2 | | 12.6 | 10.1 | .1 | 1.4 | | | 2.0 | | | |
| TOTAL GEN.TCH.FULL | 1 | 11080572 | 100.0 | 7.7 | | 66.2 | | 12.6 | 10.1 | .1 | 1.4 | | | 2.0 | | | |
| GEN. TEACH PARTIAL 1 - 499 BEDS | 4 | 7538812 | 100.0 | 7.2 | | 50.6 | | 24.1 | 8.0 | -- | | | | .1 | | | |
| 500 + BEDS | 1 | 3081921 | 100.0 | | | 59.5 | | 17.9 | 8.9 | | .6 | | | -- | | | |
| TOTAL GEN.TCH.PART | 5 | 10620733 | 100.0 | 5.1 | | 53.2 | | 22.3 | 8.3 | -- | .2 | | | -- | | | |
| TOTAL GENERAL | 87 | 44593331 | 100.0 | 5.7 | .2 | 48.3 | | 15.8 | 7.2 | -- | .4 | | | .6 | | | |
| CONVALESCENT/REHAB | 5 | 947317 | 100.0 | 1.7 | | 67.4 | | 15.9 | 1.9 | .8 | | | | .4 | | | |
| CHRON./EXT. CARE | 5 | 834979 | 100.0 | | | 70.1 | | 4.6 | 1.1 | .4 | | | | 11.3 | | | |
| OTHER | 2 | 3624487 | 100.0 | | | 2.1 | | 3.3 | 3.2 | | | | | .1 | | | |
| TOTAL PUBLIC | 99 | 50000114 | 100.0 | 5.2 | .2 | 45.7 | | 14.7 | 6.7 | -- | .3 | | | .8 | | | |
| NORTHWEST TERR. PUBLIC | | | | | | | | | | | | | | | | | |
| GEN. NON-TEACHING NO LONG-TERM UNIT | | | | | | | | | | | | | | | | | |
| 1 - 24 BEDS | 1 | 35633 | 100.0 | | | | | 55.6 | 6.1 | | | | | 38.2 | | | |
| 25 - 49 BEDS | 4 | 380521 | 100.0 | 3.6 | | 5.0 | 2.9 | 10.1 | | | | | | 78.4 | | | |
| TOTAL | 5 | 416254 | 100.0 | 3.3 | | 4.5 | 2.6 | 14.0 | .5 | | | | | 75.0 | | | |

SEE FOOTNOTE(S) AT END OF TABLE.

TABLEAU 3. REPARTITION DU TOTAL DU PASSIF(1) DU FONDS D'EXPLOITATION, DU FONDS D'IMMOBILISATIONS ET DU FONDS INTEGRE

| CAPITAL LIABILITIES - SHORT-TERM | | | | | | | | | | | LONG-TERM LIABILITIES - PASSIF A LONG TERME | | | | | PROVINCE AFFECTATION ET TAILLE DES PCPITAUX | |
|---|------------------------|---------------------------|------------------------|-----------------------------------|-------------------------------------|--------|------------------------|----------------------------|----------------------------------|--------------------|---|-----------------|-------|---|--|---|--------|
| PASSIF DE NATURE CAPITALE A COURT TERME | | | | | | | | | | | OBLIGATIONS A PAYER | | | | | | AUTRES |
| BANK LOANS & ODRRAFTS | NOTES PAY- ABLE | 5-T ADV PROV. | ACCTS. PAY- ABLE | CURR. INSTAL- T DBT | DUE TO ENDOW & SP PUR | OTHER | BANK LOANS | NOTES PAY- ABLE | ADVAN- FROM PROV. | BONDS & DEBENTURES | | | OTHER | | | | |
| EMP. ET DECOUV. EN BANQUE | BILLETTS A PAYER | AVANC. A C.T. PROV. | COMPT. A PAYER | VERSE- SUR DETTES A L.T. | DU AU DOTA & FONDS AFFECTE | AUTRES | EMPRUN DE BANQUE | BIL- LETS A PAYER | AVAN- CONSEN- PAR PROV. | ISSUED BY - DE(S) | | | | | | | |
| | | | | | | | | | | MUNI- CIPAL. | HOSP. L'HOP. | OTHER AUTRES | | | | | |
| PER CENT - POURCENTAGE | | | | | | | | | | | | | | | | | |
| | .1 | | .3 | | | .4 | | .5 | 13.8 | 15.6 | 46.9 | 8.1 | 1.5 | ALBERTA PUBLICS | | | |
| | .1 | | .3 | | | .4 | | .5 | 13.8 | 15.6 | 46.9 | 8.1 | 1.5 | GEN. ENS. CCMPLT 500 + LITS | | | |
| | | | .3 | 1.0 | | | | | | | 59.6 | 20.1 | .2 | TOT. GEN. ENS.CCMP | | | |
| .1 | .1 | | .6 | .2 | .2 | .3 | -- | .7 | 8.1 | 21.2 | 44.9 | 7.5 | 1.5 | GEN. ENS. PARTIEL 500 + LITS | | | |
| | | | -- | | 38.5 | | | | | | | | | TCT. GEN. ENS.PART | | | |
| | | | .1 | .3 | | .3 | .4 | | 8.6 | | 77.7 | | | TOTAL GENERAUX | | | |
| | | | .5 | .2 | .2 | .2 | .1 | .6 | 32.0 | | 24.6 | | 2.5 | PECIATRIQUES | | | |
| .1 | .1 | | | | | | | | 7.8 | 19.0 | 46.9 | 7.3 | 1.6 | CCNV./REHAB. | | | |
| | | | | | | | | | | | | | | SOINS PROLONGES | | | |
| | | | | | | | | | | | | | | AUTRES | | | |
| | | | | | | | | | | | | | | TOTAL PUBLICS | | | |
| 1.4 | -- | | 1.6 | 1.8 | .2 | .4 | 14.5 | .3 | | 5.3 | 53.4 | | 6.8 | PRAIRIES PUBLICS | | | |
| 8.5 | .1 | 4.4 | 2.0 | 1.1 | 1.4 | .2 | 3.0 | 1.1 | | 8.7 | 48.0 | 7.2 | 5.9 | GEN.NCN-ENSEIGNANT SANS UNIT. A L.T. | | | |
| 1.4 | | | 2.1 | .4 | | .9 | .6 | 5.2 | | 1.8 | 57.7 | 5.0 | 5.9 | 1 - 24 LITS | | | |
| 10.0 | | | 3.1 | 1.4 | .9 | 1.1 | | .1 | | 9.6 | 51.8 | 6.1 | 5.4 | 25 - 49 LITS | | | |
| 2.2 | | | | 1.9 | | 2.1 | | | | 23.6 | 48.9 | | 7.4 | 50 - 99 LITS | | | |
| 5.6 | -- | 1.0 | 2.0 | 1.2 | .6 | .9 | 2.2 | 1.5 | | 9.5 | 52.1 | 4.5 | 5.6 | 100 - 199 LITS | | | |
| | | | | | | | | | | | | | | 200 + LITS | | | |
| | | | | | | | | | | | | | | TOTAL | | | |
| 46.7 | | | 8.0 | 2.8 | | .3 | 64.8 | | | 5.9 | 22.0 | | 1.2 | GEN.NCN-ENSEIGNANT AVEC UNIT. A L.T. | | | |
| 16.3 | | | 6.9 | 2.4 | | .2 | | | 1.6 | | | | | 100 - 199 LITS | | | |
| 14.8 | | | 4.3 | 1.5 | | .1 | 26.5 | | .7 | 2.4 | 63.0 | 6.2 | .5 | 200 + LITS | | | |
| 6.4 | -- | .9 | 2.2 | 1.3 | .6 | .9 | 4.4 | 1.3 | .1 | 8.8 | 50.6 | 4.6 | 5.1 | TOTAL NCN-ENS. | | | |
| | .1 | | .3 | .3 | .6 | .4 | .6 | .4 | 11.8 | 13.4 | 48.1 | 8.1 | 1.3 | GEN. ENS. CCMPLT 500 + LITS | | | |
| | .1 | | .3 | .3 | .6 | .4 | .6 | .4 | 11.8 | 13.4 | 48.1 | 8.1 | 1.3 | TCT. GEN. ENS.CCMP | | | |
| 1.6 | | | 1.0 | 1.0 | | 2.1 | 14.1 | -- | 5.2 | | 57.6 | | 1.2 | GEN. ENS. PARTIEL 500 + LITS | | | |
| .5 | | | .5 | .7 | | .7 | 4.5 | -- | 1.6 | 56.6 | 19.0 | | .5 | 1 - 24 LITS | | | |
| 2.9 | .1 | .4 | 1.2 | .8 | .5 | .6 | 2.7 | .8 | 5.5 | 38.7 | 31.2 | 5.6 | 2.8 | 25 - 49 LITS | | | |
| 20.8 | | | 2.5 | | 13.0 | | | | | 14.5 | 47.1 | | | TOTAL GENERAUX | | | |
| | | | | 1.3 | | .3 | | | 5.6 | | 80.1 | | | PECIATRIQUES | | | |
| | | | .7 | .3 | | .2 | 1.2 | | 26.9 | 1.7 | 64.2 | 5.5 | 4.5 | CCNV./REHAB. | | | |
| | | | | | | | | | | | | 20.7 | 2.1 | SCINS PROLONGES | | | |
| | | | | | | | | | | | | | | AUTRES | | | |
| 2.7 | .1 | .4 | 1.1 | .7 | .5 | .6 | 2.5 | .7 | 5.3 | 13.2 | 48.3 | 5.5 | 2.8 | TOTAL PUBLICS | | | |
| | | | | | | | | | | | | | | COLCMBIE BRITANNIQUE PUBLICS | | | |
| .5 | | | 2.0 | | .6 | -- | | | | | 13.6 | 3.1 | .5 | GEN.NCN-ENSEIGNANT SANS UNIT. A L.T. | | | |
| .4 | | | 22.2 | | 1.6 | .4 | | | | | | | | 1 - 24 LITS | | | |
| | | | 32.3 | | 1.0 | | | | | | | | | 25 - 49 LITS | | | |
| | | | 7.9 | | | | | | .1 | | | | 25.5 | 50 - 99 LITS | | | |
| | | | 4.8 | | | | | | -- | | 3.0 | .1 | 25.5 | 100 - 199 LITS | | | |
| .2 | | | 14.3 | | .3 | .1 | | | -- | | | | 14.7 | 200 + LITS | | | |
| | | | | | | | | | | | | | | TOTAL | | | |
| | | | | | | | | | | | | | | GEN.NCN-ENSEIGNANT AVEC UNIT. A L.T. | | | |
| .8 | | | .1 | .1 | .3 | .1 | .1 | .7 | | | | | 36.8 | 1 - 99 LITS | | | |
| .4 | | | 6.1 | | 3.9 | .4 | .1 | .4 | | | | | 19.8 | 100 - 199 LITS | | | |
| | | | 21.3 | -- | 1.9 | .2 | | | | | | | | 200 + LITS | | | |
| .3 | | | 17.2 | -- | 1.0 | .1 | -- | .2 | | | 1.8 | .1 | 16.8 | TOTAL NCN-ENS. | | | |
| | | | | | | | | | | | | | | GEN. ENS. CCMPLT 500 + LITS | | | |
| | | | | | | | | | | | | | | TCT. GEN. ENS.CCMP | | | |
| | | | | | | | | | | | | | | GEN. ENS. PARTIEL 1 - 499 LITS | | | |
| | | | 7.7 | -- | | 10.5 | | | | | | | 2.2 | 500 + LITS | | | |
| | | | 2.4 | -- | | 3.1 | | | | | | | 1.6 | 1 - 24 LITS | | | |
| | | | 6.2 | -- | | | | | | | | | | 25 - 49 LITS | | | |
| .1 | | | 10.3 | | .5 | .8 | -- | .1 | -- | | .9 | -- | 9.0 | TOTAL GENERAUX | | | |
| | | | | | | .3 | | | | | | | 11.7 | CCNV./REHAB. | | | |
| | | | | | | .7 | 10.5 | | | | | | | SCINS PROLONGES | | | |
| | | | | | | | 91.3 | | | | | | | AUTRES | | | |
| .1 | | | 9.2 | -- | .4 | 7.5 | -- | .1 | -- | | .8 | -- | 8.3 | TOTAL PUBLICS | | | |
| | | | | | | | | | | | | | | TERR. DU NCRD-CUEST PUBLICS | | | |
| | | | | | | | | | | | | | | GEN.NON-ENSEIGNANT SANS UNIT. A L.T. | | | |
| | | | | | | | | | | | | | | 1 - 24 LITS | | | |
| | | | | | | | | | | | | | | 25 - 49 LITS | | | |
| | | | | | | | | | | | | | | TOTAL | | | |

VOIR RENVOI(S) A LA FIN DU TABLEAU.

TABLE 3. DISTRIBUTION OF TOTAL LIABILITIES(1) OF OPERATING FUND, CAPITAL FUND AND INTEGRATED FUND

| PROVINCE TYPE OF HOSPITAL AND SIZE | HOSP. REP. | TOTAL LIABILITIES DU PASSIF | TOTAL | CURRENT LIABILITIES - PASSIF A COURT TERME | | | | | | | | | | | | | |
|--|---------------|-----------------------------------|-------|--|-----------------------|------------------------|------------------------|----------------------------|----------------|-------------------------|--------------------------|-----------------------------|-------|--|--|--|------|
| | | | | BANK LOANS & DRAFTS | NOTES PAY- ABLE | ACCTS. PAY- ABLE | EST. YR-END ADJ. | TRADE & OTH. A/C PAY | ACCR. LIAB. | UN- EARNED INCOME | DUE TO ENDOW- MENT | CURR. INSTAL- L-T DBT | OTHER | | | | |
| | | | | PER CENT - POURCENTAGE | | | | | | | | | | | | | |
| NORTHWEST TERR. PUBLIC | | | | | | | | | | | | | | | | | |
| GEN. NON-TEACHING WITH L.T. UNIT | | | | | | | | | | | | | | | | | |
| 1 - 99 BEDS | 1 | 64510 | 100.0 | | 41.2 | 7.3 | | | 2.0 | | | | | | | | 48.0 |
| TOTAL | 1 | 64510 | 100.0 | | 41.2 | 7.3 | | | 2.0 | | | | | | | | 48.0 |
| TOTAL NON-TEACHING | 6 | 480764 | 100.0 | | 8.4 | 4.9 | 2.3 | 12.4 | | .5 | | | | | | | 71.4 |
| TOTAL GENERAL | 6 | 480764 | 100.0 | | 8.4 | 4.9 | 2.3 | 12.4 | | .5 | | | | | | | 71.4 |
| TOTAL PUBLIC | 6 | 480764 | 100.0 | | 8.4 | 4.9 | 2.3 | 12.4 | | .5 | | | | | | | 71.4 |
| CANADA PUBLIC | | | | | | | | | | | | | | | | | |
| GEN. NON-TEACHING NO LONG-TERM UNIT | | | | | | | | | | | | | | | | | |
| 1 - 24 BEDS | 203 | 12710867 | 100.0 | 2.7 | .4 | 2.4 | 1.8 | 7.5 | 1.0 | 1.7 | .4 | .5 | 1.2 | | | | 2.7 |
| 15 - 49 BEDS | 181 | 27082101 | 100.0 | 3.4 | .3 | 4.9 | 1.8 | 7.8 | 2.1 | 3.2 | .2 | .3 | 2.1 | | | | 2.7 |
| 50 - 99 BEDS | 108 | 45550131 | 100.0 | 4.3 | .1 | 5.0 | 1.8 | 7.3 | 2.0 | 2.1 | .4 | .2 | 1.4 | | | | 2.6 |
| 100 - 199 BEDS | 89 | 100133922 | 100.0 | 3.5 | 6.4 | 3.8 | 2.4 | 8.5 | 2.5 | .8 | .2 | .2 | 1.4 | | | | 2.6 |
| 200 + BEDS | 65 | 171140449 | 100.0 | 1.9 | .2 | 2.4 | 1.7 | 10.0 | 3.2 | .4 | .1 | .5 | 1.4 | | | | 2.8 |
| TOTAL | 646 | 356617470 | 100.0 | 2.8 | 2.0 | 3.3 | 1.8 | 9.0 | 2.7 | 1.0 | .1 | .4 | 1.5 | | | | 1.5 |
| GEN. NON-TEACHING WITH L.T. UNIT | | | | | | | | | | | | | | | | | |
| 1 - 99 BEDS | 44 | 14659302 | 100.0 | 2.7 | .4 | 2.3 | .2 | 5.9 | 2.5 | .5 | | .5 | | | | | .6 |
| 100 - 199 BEDS | 29 | 15700405 | 100.0 | 1.8 | .5 | 12.0 | | 11.5 | 3.6 | | | | | | | | .1 |
| 200 + BEDS | 58 | 74159433 | 100.0 | 2.3 | | 2.6 | .5 | 9.3 | 5.1 | | | .5 | | | | | .8 |
| TOTAL | 111 | 104519140 | 100.0 | 2.3 | .1 | 4.0 | .4 | 9.2 | 4.5 | .1 | | .4 | | | | | .7 |
| TOTAL NON-TEACHING | 757 | 461136610 | 100.0 | 2.7 | 1.5 | 3.5 | 1.5 | 9.0 | 3.1 | .8 | .1 | .4 | 1.3 | | | | 1.3 |
| GENERAL TEACH FULL | | | | | | | | | | | | | | | | | |
| 1 - 499 BEDS | 7 | 57276512 | 100.0 | 2.9 | | 1.2 | .2 | 12.0 | 1.2 | .1 | .3 | .5 | 1.9 | | | | 1.9 |
| 500 + BEDS | 33 | 279941141 | 100.0 | 6.7 | 1.1 | 2.9 | 1.2 | 12.5 | 4.0 | 1.6 | .3 | .5 | 1.5 | | | | 1.5 |
| TOTAL GEN.TCH.FULL | 40 | 337217653 | 100.0 | 6.0 | .9 | 2.6 | 1.0 | 12.4 | 3.6 | 1.4 | .3 | .3 | 1.6 | | | | 1.6 |
| GEN. TEACH PARTIAL | | | | | | | | | | | | | | | | | |
| 1 - 499 BEDS | 26 | 84981635 | 100.0 | 2.8 | .9 | 8.6 | .9 | 12.4 | 3.5 | .2 | .1 | | 1.2 | | | | 1.2 |
| 500 + BEDS | 8 | 36590313 | 100.0 | 5.0 | | 12.7 | 1.2 | 6.3 | 4.2 | 4.1 | | | 1.0 | | | | 1.0 |
| TOTAL GEN.TCH.PART | 34 | 121571948 | 100.0 | 3.4 | .6 | 9.8 | 1.0 | 10.6 | 3.7 | 1.4 | .1 | | 1.2 | | | | 1.2 |
| TOTAL GENERAL | 831 | 919926211 | 100.0 | 4.0 | 1.2 | 4.0 | 1.2 | 10.5 | 3.3 | 1.1 | .2 | .3 | 1.4 | | | | 1.4 |
| CHILDRENS | 7 | 45908567 | 100.0 | 7.5 | | .7 | .4 | 14.1 | 5.4 | 1.1 | 1.2 | | 2.9 | | | | 2.9 |
| CONVALESCENT/REHAB | 22 | 13296989 | 100.0 | 3.7 | | 6.6 | 1.8 | 9.9 | 2.7 | 2.9 | .3 | | 1.4 | | | | 1.4 |
| CHRON./EXT. CARE | 74 | 30515343 | 100.0 | 2.3 | | 4.3 | 1.5 | 10.5 | 4.8 | 2.5 | .1 | | 2.4 | | | | 2.4 |
| OTHER | 15 | 18564793 | 100.0 | 7.4 | .8 | 3.5 | 3.1 | 12.5 | 3.0 | 2.0 | .4 | .5 | 4.6 | | | | 4.6 |
| TOTAL PUBLIC | 949 | 1028211903 | 100.0 | 4.2 | 1.1 | 3.9 | 1.3 | 10.7 | 3.5 | 1.2 | .2 | .3 | 1.5 | | | | 1.5 |

(1) FOR THOSE PROVINCES USING THE THREE BASIC FUNDS, THE OPERATING AND CAPITAL FUNDS HAVE BEEN CONSOLIDATED AND REPORTED ON AN "INTEGRATED" BASIS.

(2) INCLUDES PROVINCIAL PLAN ADVANCES AND ACCOUNTS RECEIVABLE OVERPAYMENTS.

TABLEAU 3. REPARTITION DU TOTAL DU PASSIF(1) DU FONDS D'EXPLOITATION, DU FONDS D'IMMOBILISATIONS ET DU FONDS INTEGRE

| CAPITAL LIABILITIES - SHORT-TERM | | | | | | | | | | LONG-TERM LIABILITIES - PASSIF A LONG TERME | | | | | PROVINCE AFFECTATION ET TAILLE DES FCPTAUX | |
|---|------------------------|---------------------------|-----------------------|---------------------------------|-------------------------------------|--------|------------------------|----------------------------|----------------------------------|---|-------------------|-----------------|-----------------|--|--|-----------------|
| PASSIF DE NATURE CAPITALE A COURT TERME | | | | | | | | | | OBLIGATIONS A PAYER | | | | | | OTHER AUTRES |
| BANK LOANS DRAFTS | NOTES PAY- ABLE | S-T ADV PROV. | ACCTS PAY- ABLE | CURR. INSTAL L-T DBT | DUE TO ENDOW & SP PUR | OTHER | BANK LOANS | NOTES PAY- ABLE | ADVAN- FROM PROV. | ISSUED BY - DE(S) | | | OTHER AUTRES | | | |
| EMP. ET DECOUV. EN BANQUE | BILLETTS A PAYER | AVANC. A C.T. PROV. | COMPT. A PAYER | VERSE- SUR DETTA A L-T | DU AU DOTA & FONDS AFFECTE | AUTRES | EMPRUN DE BANQUE | BIL- LETS A PAYER | AVAN- CONSEN. PAR PROV. | MUNI- CIPAL. | HOSP. - L'HCP. | OTHER AUTRES | | | | |
| PER CENT - POURCENTAGE | | | | | | | | | | | | | | | | |
| | | | 1.5 | | | | | | | | | | | | TERR. DU NCRC-CUEST PUBLICS | |
| | | | 1.5 | | | | | | | | | | | | GEN. NCN-ENSEIGNANT AVEC UNIT. A L.T. | |
| | | | .2 | | | | | | | | | | | | 1 - 24 LITS | |
| | | | .2 | | | | | | | | | | | | 25 - 49 LITS | |
| | | | .2 | | | | | | | | | | | | 50 - 99 LITS | |
| | | | .2 | | | | | | | | | | | | 100 - 199 LITS | |
| | | | | | | | | | | | | | | | 200 + LITS | |
| | | | | | | | | | | | | | | | TOTAL | |
| | | | | | | | | | | | | | | | TOTAL NCN-ENS. | |
| | | | | | | | | | | | | | | | TOTAL GENERAUX | |
| | | | | | | | | | | | | | | | TOTAL PUBLICS | |
| | | | | | | | | | | | | | | | CANADA | |
| | | | | | | | | | | | | | | | PUBLICS | |
| 1.4 | | .1 | 3.3 | 1.1 | .2 | .4 | 8.4 | .2 | 1.2 | 4.5 | 40.7 | .1 | 18.7 | GEN. NCN-ENSEIGNANT AVEC UNIT. A L.T. | | |
| 5.6 | | .1 | 4.4 | 1.7 | .1 | | 1.8 | 2.1 | 4.7 | 5.6 | 32.6 | 4.1 | 11.3 | 1 - 24 LITS | | |
| 5.6 | 5.2 | 1.6 | 3.0 | 1.0 | .3 | | 1.9 | 2.4 | 4.4 | 6.8 | 38.5 | 1.8 | 11.3 | 25 - 49 LITS | | |
| 5.5 | .5 | | 3.0 | 1.2 | .6 | | 2.9 | 2.9 | 5.6 | 3.3 | 31.0 | 1.3 | 7.6 | 50 - 99 LITS | | |
| 4.9 | .8 | .2 | 3.6 | .7 | .1 | .1 | 2.4 | 3.4 | 8.7 | 4.3 | 31.5 | .5 | 11.5 | 100 - 199 LITS | | |
| | | | | .9 | .2 | .7 | 2.1 | 2.9 | 6.2 | 4.4 | 32.6 | 1.2 | 18.4 | 200 + LITS | | |
| | | | | | | | | | | | | | | | TOTAL | |
| | | | | | | | | | | | | | | | TOTAL NCN-ENS. | |
| | | | | | | | | | | | | | | | TOTAL GENERAUX | |
| | | | | | | | | | | | | | | | TOTAL PUBLICS | |
| | | | | | | | | | | | | | | | CANADA | |
| | | | | | | | | | | | | | | | PUBLICS | |
| 2.8 | | .1 | 2.5 | 1.1 | -- | -- | 13.4 | 3.5 | 43.1 | 1.6 | 6.0 | | 10.2 | GEN. NCN-ENSEIGNANT AVEC UNIT. A L.T. | | |
| 5.1 | 13.4 | | 2.9 | .6 | .1 | -- | 1.4 | .2 | 19.6 | | 6.5 | | 17.7 | 1 - 24 LITS | | |
| 2.4 | | .1 | 4.9 | .5 | .2 | 1.2 | 2.1 | 1.7 | 20.1 | 13.0 | 12.3 | 2.9 | 23.2 | 25 - 49 LITS | | |
| | 2.0 | .1 | 5.9 | .6 | .2 | .8 | 2.1 | 1.0 | 23.2 | 9.4 | 10.5 | .4 | 20.5 | 50 - 99 LITS | | |
| | | | | | | | | | | | | | | | 100 - 199 LITS | |
| 4.3 | 1.1 | .2 | 3.9 | .8 | .2 | .8 | 2.1 | 2.5 | 10.1 | 5.6 | 27.6 | 1.0 | 15.9 | 200 + LITS | | |
| | | | | | | | | | | | | | | | TOTAL | |
| | | | | | | | | | | | | | | | TOTAL NCN-ENS. | |
| | | | | | | | | | | | | | | | TOTAL GENERAUX | |
| | | | | | | | | | | | | | | | TOTAL PUBLICS | |
| 14.5 | | .1 | 8.7 | -- | -- | 3.7 | 6.1 | 12.0 | | | 26.8 | | 7.8 | GEN. ENS. COMPLET | | |
| 1.3 | .1 | .8 | 1.9 | .3 | .7 | .5 | 1.5 | .9 | 4.9 | 4.9 | 43.9 | 3.1 | 3.3 | 1 - 499 LITS | | |
| 3.5 | .1 | .7 | 3.0 | .3 | .6 | 1.1 | 1.2 | 1.8 | 6.1 | 4.1 | 41.0 | 2.6 | 4.0 | 500 + LITS | | |
| | | | | | | | | | | | | | | | TOT. GEN. ENS. COMP | |
| | | | | | | | | | | | | | | | GEN. ENS. PARTIEL | |
| .8 | | | 4.3 | 2.1 | -- | .3 | 2.5 | 1.0 | 4.0 | | 49.0 | | 5.4 | 1 - 499 LITS | | |
| 4.3 | | | 2.2 | .6 | 1.7 | .9 | 1.7 | .7 | 1.4 | 23.6 | 25.4 | 5.3 | 1.1 | 500 + LITS | | |
| 1.9 | | | 3.7 | 1.6 | .5 | .5 | 1.7 | .7 | 3.2 | 7.1 | 41.9 | 1.6 | 3.8 | TOT. GEN. ENS. PART | | |
| | | | | | | | | | | | | | | | TOTAL | |
| | | | | | | | | | | | | | | | TOTAL NCN-ENS. | |
| | | | | | | | | | | | | | | | TOTAL GENERAUX | |
| | | | | | | | | | | | | | | | TOTAL PUBLICS | |
| | | | | | | | | | | | | | | | PEDIATRIQUES | |
| | | | | | | | | | | | | | | | CONV./REHAB. | |
| | | | | | | | | | | | | | | | SCINS PRCLNGES | |
| | | | | | | | | | | | | | | | AUTRES | |
| | | | | | | | | | | | | | | | TOTAL PUBLICS | |

(1) POUR LES PROVINCES DISTINGUANT TROIS FONDS DE BASE DANS LEUR RAPPORT, LES FONDS D'EXPLOITATION ET D'IMMOBILISATIONS ONT ETE CONSOLIDES ET RAPPORTES SUR UNE BASE "INTEGREE".
 (2) COMPREND LES AVANCES ET PAIEMENTS EN TROP DES REGIMES PROVINCIAUX.

TABLE 4. DISTRIBUTION OF EQUITY(1)

TABLEAU 4. REPARTITION D'AVOIR(1)

| PROVINCE, TYPE OF HOSPITAL AND SIZE PROVINCE, AFFECTATION TAILLE DES HOPITAUX | HOSPITALS REPORTING HOPITAUX REpondANTS | TOTAL EQUITY AVOIR TOTAL | RESERVES | | | | | UNAPPROPRIATED EQUITY AVOIR NON AFFECTE |
|--|--|-----------------------------|---------------------------|--|--------------------------------------|---|---|--|
| | | | OPERATING EXPLOITATION | SINKING FUND FONDS DE REMBOURSE DE LA DETTE | BUILDING FUND FONDS DE BATTIMENTS | DEPRECIATION FUND FONDS D'A-MORTISSEMENT | OTHER CAPL PURPOSES AUTRES FONDS D'IMMOBILISATIONS | |
| DOLLARS | | | | | | | | |
| NEWFOUNDLAND TERRE-NEUVE | | | | | | | | |
| PUBLIC | | | | | | | | |
| GEN. NON-TEACH. NO L TU/NON-ENS. SANS UNITES A L.T. | | | | | | | | |
| 1 - 24 BEDS/LITS | 10 | 2227764 | | | | | 2227764 | |
| 25 - 49 BEDS/LITS | 8 | 3723360 | | | 17900 | | 3723360 | |
| 50 - 99 BEDS/LITS | 3 | 4639663 | | | | | 4616063 | |
| 100 - 199 BEDS/LITS | 3 | 11093303 | | | | | 11093303 | |
| 200 + BEDS/LITS | 1 | 1367563 | | | 17900 | | 1367563 | |
| TOTAL | 24 | 23045953 | | | | | 23028953 | |
| GEN. NON-TEACHING WITH L TU/NON-ENS. AVEC UNITES A L.T. | | | | | | | | |
| 1 - 99 BEDS/LITS | 1 | 774507 | | | | 9714 | 764793 | |
| TOTAL | 1 | 774507 | | | | 9714 | 764793 | |
| TOT.NON-TCH/NON-ENS | 25 | 23820460 | | | 17900 | 9714 | 23792846 | |
| GEN. TEACH. FULL/ENSEIGN. COMPLET | | | | | | | | |
| 1 - 499 BEDS/LITS | 1 | 15114845 | | | | 272986 | 14841859 | |
| TOTAL | 1 | 15114845 | | | | 272986 | 14841859 | |
| GEN. TEACH. PARTIAL/ENSEIGN. PARTIEL | | | | | | | | |
| 1 - 499 BEDS/LITS | 2 | 13859539 | | 21 | | | 13859518 | |
| TOTAL | 2 | 13859539 | | 21 | | | 13859518 | |
| TOTAL GEN. | 28 | 52794844 | | 21 | 17900 | 282700 | 52494223 | |
| CHILDRENS/PEDIATR. CONV./REHAB. | | | | | | | | |
| | 1 | 5942687 | | | | | 5942687 | |
| | 1 | 505948 | | | | | 505948 | |
| TOTAL PUB. | 30 | 59243479 | | 21 | 17900 | 282700 | 58942858 | |
| PRINCE EDWARD ISLAND ILE DU P.-E. | | | | | | | | |
| PUBLIC | | | | | | | | |
| GEN. NON-TEACH. NO L TU/NON-ENS. SANS UNITES A L.T. | | | | | | | | |
| 1 - 24 BEDS/LITS | 2 | 153719 | | | 60518 | | 93201 | |
| 25 - 49 BEDS/LITS | 2 | 1033575 | | | 149926 | 458970 | 424679 | |
| 50 - 99 BEDS/LITS | 1 | 69716 | | | | | 69716 | |
| 100 - 199 BEDS/LITS | 1 | 1111065 | | | | | 1111065 | |
| 200 + BEDS/LITS | 1 | 2074888 | | | | | 2074888 | |
| TOTAL | 7 | 4442963 | | | 210444 | 458970 | 3773549 | |
| GEN. NON-TEACHING WITH L TU/NON-ENS. AVEC UNITES A L.T. | | | | | | | | |
| 100 - 199 BEDS/LITS | 1 | 1658093 | | | | | 1658093 | |
| TOTAL | 1 | 1658093 | | | | | 1658093 | |
| TOT.NON-TCH/NON-ENS | 8 | 6101056 | | | 210444 | 458970 | 5431642 | |
| TOTAL GEN. | 8 | 6101056 | | | 210444 | 458970 | 5431642 | |
| CONV./REHAB. | | | | | | | | |
| | 1 | 67821 | | | | | 67821 | |
| TOTAL PUB. | 9 | 6168877 | | | 210444 | 458970 | 5499463 | |
| NOVA SCOTIA NOUVELLE-ECOSSE | | | | | | | | |
| PUBLIC | | | | | | | | |
| GEN. NON-TEACH. NO L TU/NON-ENS. SANS UNITES A L.T. | | | | | | | | |
| 1 - 24 BEDS/LITS | 14 | 2414560 | | | 269369 | 42815 | 66311 | |
| 25 - 49 BEDS/LITS | 5 | 1568960 | | | | | 2036065 | |
| 50 - 99 BEDS/LITS | 11 | 10316397 | 5000 | | 284500 | 61900 | 1568960 | |
| 100 - 199 BEDS/LITS | 7 | 3353003 | | | 96326 | | 9953143 | |
| 200 + BEDS/LITS | 4 | 8564038 | 69675 | | 24444 | 2031 | 3254646 | |
| TOTAL | 41 | 26216958 | 74675 | | 674639 | 104715 | 8469919 | |
| TOT.NON-TCH/NON-ENS | 41 | 26216958 | 74675 | | 674639 | 104715 | 25282733 | |
| GEN. TEACH. FULL/ENSEIGN. COMPLET | | | | | | | | |
| 1 - 499 BEDS/LITS | 1 | 3675648 | | | | | 3675648 | |
| TOTAL | 1 | 3675648 | | | | | 3675648 | |
| TOTAL GEN. | 42 | 29892606 | 74675 | | 674639 | 104715 | 28958381 | |
| CHILDRENS/PEDIATR. CONV./REHAB. OTHER/AUTRES | | | | | | | | |
| | 1 | 17853108 | | | | | 17853108 | |
| | 1 | 788287 | | | | 1536 | 786751 | |
| | 1 | 1801488 | | | | | 1801488 | |
| TOTAL PUB. | 46 | 50335489 | 74675 | | 674639 | 104715 | 49399728 | |
| NEW BRUNSWICK NOUVEAU-BRUNSWICK | | | | | | | | |
| PUBLIC | | | | | | | | |
| GEN. NON-TEACH. NO L TU/NON-ENS. SANS UNITES A L.T. | | | | | | | | |
| 1 - 24 BEDS/LITS | 8 | 719596 | | | | | 719596 | |
| 25 - 49 BEDS/LITS | 9 | 3546533 | | | | 8044 | 3538489 | |
| 50 - 99 BEDS/LITS | 7 | 6015093 | | | | 5565 | 6009529 | |
| 100 - 199 BEDS/LITS | 6 | 6909036 | | | | | 6909036 | |
| 200 + BEDS/LITS | 3 | 5044214 | | | | | 5044214 | |
| TOTAL | 33 | 22234472 | | | | 13609 | 22220863 | |
| GEN. NON-TEACHING WITH L TU/NON-ENS. AVEC UNITES A L.T. | | | | | | | | |
| 200 + BEDS/LITS | 2 | 2845610 | | | | | 2845610 | |
| TOTAL | 2 | 2845610 | | | | | 2845610 | |
| TOT.NON-TCH/NON-ENS | 35 | 25080082 | | | | 13609 | 25066473 | |

SEE FOOTNOTE(S) AT END OF TABLE. - VOIR RENVOI(S) A LA FIN DU TABLEAU.

TABLE 4. DISTRIBUTION OF EQUITY(1)

TABLEAU 4. REPARTITION D'AVOIR(1)

| PROVINCE, TYPE OF HOSPITAL AND SIZE PROVINCE, AFFECTATION TAILLE DES HOPITAUX | HOSPITALS REPORTING HOPITAUX REPONDANTS | TOTAL EQUITY AVOIR TOTAL | RESERVES | | | | | UNAPPROPRIATED EQUITY AVOIR NON AFFECTE |
|--|--|-----------------------------|---------------------------|--|-------------------------------------|--|---|--|
| | | | OPERATING EXPLOITATION | SINKING FUND FONDS DE REMBOURSE DE LA DETTE | BUILDING FUND FONDS DE BATIMENTS | DEPRECIATION FUND FONDS D'AMORTISSEMENT | OTHER CAPL PURPOSES AUTRES FONDS D'IMMOBILISATIONS | |
| DOLLARS | | | | | | | | |
| NEW BRUNSWICK NOUVEAU-BRUNSWICK PUBLIC | | | | | | | | |
| GEN. TEACH. PARTIAL / ENSEIGN. PARTIEL | | | | | | | | |
| 1 - 499 BEDS/LITS | 1 | 3235359 | | | | | | 3235359 |
| 500 + BEDS/LITS | 1 | 8547221 | | | | | | 8547221 |
| TOTAL | 2 | 11782580 | | | | | | 11782580 |
| TOTAL GEN. | 37 | 36862662 | | | | | 13609 | 36849053 |
| CONV./REHAB. CHRON./EXT. CARE/ SOINS PROLONGES | 1 | 236741 | | | | | | 236741 |
| | 1 | 29298 | | | | | | 29298 |
| TOTAL PUB. | 39 | 37128701 | | | | | 13609 | 37115092 |
| ATLANTIC ATLANTIQUE PUBLIC | | | | | | | | |
| GEN. NON-TEACH. NO LTU/NON-ENS. SANS UNITES A L.T. | | | | | | | | |
| 1 - 24 BEDS/LITS | 34 | 5515639 | | | 329887 | 42815 | 66311 | 5076626 |
| 25 - 49 BEDS/LITS | 24 | 9872428 | | | 149926 | | 467014 | 9255488 |
| 50 - 99 BEDS/LITS | 21 | 21035169 | 5000 | | 302400 | 61900 | 17419 | 20648450 |
| 100 - 199 BEDS/LITS | 17 | 22466407 | | | 96326 | | 2031 | 22368050 |
| 200 + BEDS/LITS | 9 | 7050703 | 69675 | | 24444 | | | 16956584 |
| TOTAL | 105 | 75940346 | 74675 | | 902983 | 104715 | 552775 | 74305198 |
| GEN. NON-TEACHING WITH LTU/NON-ENS. AVEC UNITES A L.T. | | | | | | | | |
| 1 - 99 BEDS/LITS | 1 | 774507 | | | | | 9714 | 764793 |
| 100 - 199 BEDS/LITS | 2 | 1658093 | | | | | | 1658093 |
| 200 + BEDS/LITS | 4 | 5278210 | | | | | 9714 | 5268496 |
| TOTAL NON-TCH/NON-ENS | 109 | 81218556 | 74675 | | 902983 | 104715 | 562489 | 79573694 |
| GEN. TEACH. FULL / ENSEIGN. COMPLET | | | | | | | | |
| 1 - 499 BEDS/LITS | 2 | 18790493 | | | | | 272986 | 18517507 |
| TOTAL | 2 | 18790493 | | | | | 272986 | 18517507 |
| GEN. TEACH. PARTIAL / ENSEIGN. PARTIEL | | | | | | | | |
| 1 - 499 BEDS/LITS | 3 | 17094898 | | 21 | | | | 17094877 |
| 500 + BEDS/LITS | 4 | 25642119 | | 21 | | | | 8547221 |
| TOTAL GEN. | 115 | 125651168 | 74675 | 21 | 902983 | 104715 | 835475 | 123733299 |
| CHILDRENS/PEDIATR. CONV./REHAB. CHRON./EXT. CARE/ SOINS PROLONGES OTHER/AUTRES | 2 | 23795795 | | | | | | 23795795 |
| | 5 | 1598797 | | | | | 1536 | 1597261 |
| | 1 | 29298 | | | | | | 29298 |
| | 1 | 1801488 | | | | | | 1801488 |
| TOTAL PUB. | 124 | 152876546 | 74675 | 21 | 902983 | 104715 | 837011 | 150957141 |
| QUEBEC PUBLIC | | | | | | | | |
| GEN. NON-TEACH. NO LTU/NON-ENS. SANS UNITES A L.T. | | | | | | | | |
| 1 - 24 BEDS/LITS | 11 | 1968519 | | | | | | 1968519 |
| 25 - 49 BEDS/LITS | 13 | 3274097 | | | | | 108005 | 3166092 |
| 50 - 99 BEDS/LITS | 16 | 13026673 | 337952 | | | | 29372 | 12733346 |
| 100 - 199 BEDS/LITS | 29 | 44000723 | | 70000 | | 1470726 | 432874 | 43497849 |
| 200 + BEDS/LITS | 18 | 62539484 | 1366 | | | 1470726 | 266970 | 60800422 |
| TOTAL | 87 | 124809496 | 339318 | 70000 | | 1470726 | 1103221 | 121826231 |
| GEN. NON-TEACHING WITH LTU/NON-ENS. AVEC UNITES A L.T. | | | | | | | | |
| 1 - 99 BEDS/LITS | 2 | 1359828 | | | | | | 1359828 |
| 100 - 199 BEDS/LITS | 2 | 1230982 | | | | | | 1230982 |
| 200 + BEDS/LITS | 3 | 12107420 | | | | | | 12107420 |
| TOTAL | 7 | 14698230 | | | | | | 14698230 |
| TOT. NON-TCH/NON-ENS | 94 | 139507726 | 339318 | 70000 | 1470726 | | 1103221 | 136524461 |
| GEN. TEACH. FULL / ENSEIGN. COMPLET | | | | | | | | |
| 1 - 499 BEDS/LITS | 2 | 23577702 | | | | | | 23577702 |
| 500 + BEDS/LITS | 12 | 149581329 | | | 174728 | | 853481 | 148553120 |
| TOTAL | 14 | 173159031 | | | 174728 | | 853481 | 172130822 |
| GEN. TEACH. PARTIAL / ENSEIGN. PARTIEL | | | | | | | | |
| 1 - 499 BEDS/LITS | 12 | 47081280 | | | 4153807 | | 756324 | 42171149 |
| 500 + BEDS/LITS | 13 | 19733518 | | | 4153807 | | 756324 | 19733518 |
| TOTAL GEN. | 121 | 379481555 | 339318 | 70000 | 5799261 | | 2713026 | 370559950 |
| CHILDRENS/PEDIATR. CONV./REHAB. CHRON./EXT. CARE/ SOINS PROLONGES OTHER/AUTRES | 2 | 50260366 | | | | 1137104 | | 49123262 |
| | 5 | 9107124 | | | | | | 9107124 |
| | 25 | 22932827 | 11980 | | | | 2605000 | 20339807 |
| | 7 | 14407179 | | | 68738 | | | 14338441 |
| TOTAL PUB. | 160 | 476189051 | 327338 | 70000 | 5867999 | 1137104 | 5318026 | 463468584 |
| ONTARIO PUBLIC | | | | | | | | |
| GEN. NON-TEACH. NO LTU/NON-ENS. SANS UNITES A L.T. | | | | | | | | |
| 1 - 24 BEDS/LITS | 5 | 882541 | | | 2243 | | | 880298 |
| 25 - 49 BEDS/LITS | 20 | 11140453 | | | 35000 | | 100000 | 11005453 |

SEE FOOTNOTE(S) AT END OF TABLE. - VOIR RENVOI(S) A LA FIN DU TABLEAU.

TABLE 4. DISTRIBUTION OF EQUITY(1)

TABLEAU 4. REPARTITION D'AVOIR(1)

| PROVINCE, TYPE OF HOSPITAL AND SIZE PROVINCE, AFFECTATION TAILLE DES HOPITAUX | HOSPITALS REPORTING HOPITAUX REpondANTS | TOTAL EQUITY AVOIR TOTAL | RESERVES | | | | | OTHER CAPL PURPOSES AUTRES FONDS D'IMMOBILISATIONS | UNAPPROPRIATED EQUITY AVOIR NON AFFECTE |
|--|--|-----------------------------|---------------------------|--|-------------------------------------|---|----------|---|--|
| | | | OPERATING EXPLOITATION | SINKING FUND FONDS DE REMBOURSE DE LA CETTE | BUILDING FUND FONDS DE BATIMENTS | DEPRECIATION FUND FONDS D'A-MORTISSEMENT | | | |
| DOLLARS | | | | | | | | | |
| ONTARIO PUBLIC | | | | | | | | | |
| GEN. NON-TEACH. NO LTU/NON-ENS. SANS UNITES A L.T. | | | | | | | | | |
| 50 - 99 BEDS/LITS | 15 | 15564154 | | | 44842 | 570147 | | 14949165 | |
| 100 - 199 BEDS/LITS | 19 | 40284731 | | | 2011841 | 105765 | 103521 | 38063604 | |
| 200 + BEDS/LITS | 27 | 141980038 | 2548 | | 12912346 | 153600 | 702156 | 128209388 | |
| TOTAL | 86 | 209851917 | 2548 | | 15006272 | 829512 | 905677 | 193107908 | |
| GEN. NON-TEACHING WITH LTU/NON-ENS. AVEC UNITES A L.T. | | | | | | | | | |
| 1 - 99 BEDS/LITS | 34 | 37054613 | 84020 | | 411305 | 7992 | 1446453 | 35104843 | |
| 100 - 199 BEDS/LITS | 17 | 31676173 | 150000 | | 1508466 | 171311 | 753641 | 29092754 | |
| 200 + BEDS/LITS | 27 | 163184781 | 234020 | 176792 | 176792 | 1560212 | 12620979 | 148826798 | |
| TOTAL | 78 | 231915567 | 234020 | 176792 | 1919771 | 1739515 | 14821073 | 213024396 | |
| TOT. NON-TCH/NON-ENS | 164 | 441767484 | 236568 | 176792 | 16926043 | 2569027 | 15726750 | 406132304 | |
| GEN. TEACH. FULL/ENSEIGN. COMPLET | | | | | | | | | |
| 1 - 499 BEDS/LITS | 3 | 36018071 | | | 18793605 | | | 17224466 | |
| 500 + BEDS/LITS | 12 | 170934237 | 1026721 | 116167 | 1033896 | 401004 | 7293004 | 161292779 | |
| TOTAL | 15 | 206952308 | 1026721 | 116167 | 19827501 | 401004 | 7293004 | 178520245 | |
| GEN. TEACH. PARTIAL/ENSEIGN. PARTIEL | | | | | | | | | |
| 1 - 499 BEDS/LITS | 3 | 20468333 | 6443 | | 35452 | 415743 | 435840 | 19574855 | |
| 500 + BEDS/LITS | 5 | 20014252 | | | 35452 | 415743 | 435840 | 20014252 | |
| TOTAL | 8 | 40482585 | 6443 | | 35452 | 415743 | 435840 | 39589107 | |
| TOTAL GEN. | 184 | 689202377 | 1269732 | 60625 | 36788996 | 3385774 | 23455594 | 624241656 | |
| CHILDRENS/PEDIATR. CONV./REHAB. | 1 | 49030191 | | | | | | 49030191 | |
| CHRON./EXT. CARE/SOINS PROLONGES | 6 | 9800698 | | | | | | 9800698 | |
| OTHER/AUTRES | 15 | 34381099 | | 338176 | 4975275 | 1608242 | | 27459406 | |
| TOTAL PUB. | 2 | 17111453 | | | | | | 17111453 | |
| TOTAL PUB. | 208 | 799525818 | 1269732 | 398801 | 41764271 | 4994016 | 23455594 | 727643404 | |
| MANITOBA PUBLIC | | | | | | | | | |
| GEN. NON-TEACH. NO LTU/NON-ENS. SANS UNITES A L.T. | | | | | | | | | |
| 1 - 24 BEDS/LITS | 43 | 7701780 | | | | 16780 | 2029 | 7682971 | |
| 25 - 49 BEDS/LITS | 15 | 4569291 | | | | 39345 | 11426 | 4518520 | |
| 50 - 99 BEDS/LITS | 8 | 5511070 | 24111 | | | | 35734 | 5447225 | |
| 100 - 199 BEDS/LITS | 2 | 4888299 | | | | | 19913 | 4868586 | |
| 200 + BEDS/LITS | 2 | 3810689 | | | 69835 | 52698 | | 3688156 | |
| TOTAL | 70 | 26481129 | 24111 | | 69835 | 108823 | 73102 | 26205258 | |
| GEN. NON-TEACHING WITH LTU/NON-ENS. AVEC UNITES A L.T. | | | | | | | | | |
| 1 - 99 BEDS/LITS | 3 | 2242414 | | | | 85767 | 7529 | 2149118 | |
| 100 - 199 BEDS/LITS | 1 | 1283353 | | | | | | 1283353 | |
| TOTAL | 4 | 3525767 | | | | 85767 | 7529 | 3432471 | |
| TOT. NON-TCH/NON-ENS | 74 | 30006896 | 24111 | | 69835 | 194590 | 80631 | 29637729 | |
| GEN. TEACH. FULL/ENSEIGN. COMPLET | | | | | | | | | |
| 500 + BEDS/LITS | 2 | 15427270 | | | | | | 15427270 | |
| TOTAL | 2 | 15427270 | | | | | | 15427270 | |
| GEN. TEACH. PARTIAL/ENSEIGN. PARTIEL | | | | | | | | | |
| 1 - 499 BEDS/LITS | 1 | 5858533 | | | | | | 5858533 | |
| TOTAL | 1 | 5858533 | | | | | | 5858533 | |
| TOTAL GEN. | 77 | 51292699 | 24111 | | 69835 | 194590 | 80631 | 50923532 | |
| CHILDRENS/PEDIATR. CONV./REHAB. | 1 | 4266792 | | | | | | 4266792 | |
| CHRON./EXT. CARE/SOINS PROLONGES | 2 | 1753970 | 5324 | | | 15648 | 90533 | 1647789 | |
| TOTAL PUB. | 81 | 57745220 | 29435 | | 69835 | 210238 | 171164 | 57264548 | |
| SASKATCHEWAN PUBLIC | | | | | | | | | |
| GEN. NON-TEACH. NO LTU/NON-ENS. SANS UNITES A L.T. | | | | | | | | | |
| 1 - 24 BEDS/LITS | 78 | 12163183 | 8325 | | 213884 | 12170 | 17256 | 11911548 | |
| 25 - 49 BEDS/LITS | 31 | 11581476 | 5790 | 16920 | 99636 | 39000 | 56045 | 11364081 | |
| 50 - 99 BEDS/LITS | 8 | 6580544 | | | 280798 | 4635 | 11959 | 6283152 | |
| 100 - 199 BEDS/LITS | 6 | 8427074 | | | 193005 | 315315 | 13000 | 7897571 | |
| 200 + BEDS/LITS | 1 | 3240119 | 1883 | | 910060 | | 748896 | 1204168 | |
| TOTAL | 124 | 41992396 | 15998 | 376995 | 393915 | 1703683 | 847160 | 38660520 | |
| GEN. NON-TEACHING WITH LTU/NON-ENS. AVEC UNITES A L.T. | | | | | | | | | |
| 200 + BEDS/LITS | 2 | 6398179 | | 9084 | | | | 6389095 | |
| TOTAL | 2 | 6398179 | | 9084 | | | | 6389095 | |
| TOT. NON-TCH/NON-ENS | 126 | 48390575 | 25082 | 393915 | 1703683 | 371120 | 847160 | 45049615 | |
| GEN. TEACH. FULL/ENSEIGN. COMPLET | | | | | | | | | |
| 500 + BEDS/LITS | 1 | 12210082 | | | | | | 12210082 | |
| TOTAL | 1 | 12210082 | | | | | | 12210082 | |
| GEN. TEACH. PARTIAL/ENSEIGN. PARTIEL | | | | | | | | | |
| 1 - 499 BEDS/LITS | 3 | 13344739 | 10000 | | | 434941 | 463884 | 12435914 | |
| 500 + BEDS/LITS | 1 | 5064709 | | | | | | 5064709 | |
| TOTAL | 4 | 18409448 | 10000 | | | 434941 | 463884 | 17500623 | |
| TOTAL GEN. | 131 | 79010105 | 35082 | 393915 | 1703683 | 806061 | 1311044 | 74760320 | |

SEE FOOTNOTE(S) AT END OF TABLE. - VOIR RENVOI(S) A LA FIN DU TABLEAU.

TABLE 4. DISTRIBUTION OF EQUITY(1)

TABLEAU 4. REPARTITION D'AVOIR(1)

| PROVINCE, TYPE OF HOSPITAL AND SIZE PROVINCE, AFFECTATION TAILLE DES HOPITAUX | HOSPITALS REPORTING HOPITAUX REPONDANTS | TOTAL EQUITY AVOIR TOTAL | RESERVES | | | | | UNAPPROPRIATED EQUITY AVOIR NON AFFECTE |
|--|--|-----------------------------|---------------------------|--|-------------------------------------|--|--|--|
| | | | OPERATING EXPLOITATION | SINKING FUND FONDS DE REMBOURSE DE LA DETTE | BUILDING FUND FONDS DE BATIMENTS | DEPRECIATION FUND FONDS D'AMORTISSEMENT | OTHER CAPITAL PURPOSES AUTRES FONDS D'IMMOBILISATIONS | |
| DOLLARS | | | | | | | | |
| SASKATCHEWAN PUBLIC | | | | | | | | |
| OTHER/AUTRES | 1 | 423665 | | | | | | 423665 |
| TOTAL PUB. | 132 | 79433770 | 35082 | 393915 | 1703683 | 806061 | 1311044 | 75183985 |
| ALBERTA PUBLIC | | | | | | | | |
| GEN. NON-TEACH. NO LTU/NON-ENS. SANS UNITES A L.T. | | | | | | | | |
| 1 - 24 BEDS/LITS | 24 | 1555248 | | | | | | 1553011 |
| 25 - 49 BEDS/LITS | 47 | 10494565 | 2346 | | 6000 | | 2237 | 10478801 |
| 50 - 99 BEDS/LITS | 28 | 10624061 | 3500 | | | | 15575 | 10604986 |
| 100 - 199 BEDS/LITS | 6 | 7464471 | | | | | | 7464471 |
| 200 + BEDS/LITS | 3 | 4562861 | | | | | | 4562861 |
| TOTAL | 108 | 34701206 | 5846 | | 6000 | | 25229 | 34664130 |
| GEN. NON-TEACHING WITH LTU/NON-ENS. AVEC UNITES A L.T. | | | | | | | | |
| 1 - 99 BEDS/LITS | 1 | 443029 | | | | | | 443029 |
| TOTAL | 1 | 443029 | | | | | | 443029 |
| TOT. NON-TCH/NON-ENS | 109 | 35144235 | 5846 | | 6000 | | 25229 | 35107159 |
| GEN. TEACH. FULL/ENSEIGN. COMPLET | | | | | | | | |
| 500 + BEDS/LITS | 5 | 54810237 | 83248 | | | 99548 | | 54532864 |
| TOTAL | 5 | 54810237 | 83248 | | | 99548 | 94577 | 54532864 |
| GEN. TEACH. PARTIAL/ENSEIGN. PARTIEL | | | | | | | | |
| 500 + BEDS/LITS | 2 | 12954893 | 75442 | | | | 6960708 | 5918743 |
| TOTAL | 2 | 12954893 | 75442 | | | | 6960708 | 5918743 |
| TOTAL GEN. | 116 | 102909365 | 164536 | | 105548 | | 7080514 | 95558766 |
| CHILDRENS/PEDIATR. CONV./REHAB. | 1 | 2026822 | | | | | | 2026822 |
| CHRON./EXT. CARE/SOINS PROLONGES | 1 | 3287455 | | | | | | 3287455 |
| OTHER/AUTRES | 26 | 11895376 | 10762 | | | | | 11884614 |
| TOTAL PUB. | 146 | 122247608 | 175298 | | 105548 | | 7080514 | 114886247 |
| PRAIRIES PUBLIC | | | | | | | | |
| GEN. NON-TEACH. NO LTU/NON-ENS. SANS UNITES A L.T. | | | | | | | | |
| 1 - 24 BEDS/LITS | 145 | 21420211 | 8325 | | 213884 | 28550 | 21522 | 21147530 |
| 25 - 49 BEDS/LITS | 93 | 26645332 | 1836 | 16920 | 105636 | 78345 | 74892 | 26361402 |
| 50 - 99 BEDS/LITS | 44 | 22715675 | 27611 | | 280798 | 4635 | 62768 | 22335363 |
| 100 - 199 BEDS/LITS | 14 | 20779844 | 1883 | | 199305 | 315315 | 32913 | 20230428 |
| 200 + BEDS/LITS | 6 | 11613669 | | 376995 | 979895 | 52658 | 748896 | 9455185 |
| TOTAL | 302 | 103174731 | 45955 | 393915 | 1779518 | 479943 | 945491 | 99529908 |
| GEN. NON-TEACHING WITH LTU/NON-ENS. AVEC UNITES A L.T. | | | | | | | | |
| 1 - 99 BEDS/LITS | 4 | 2685443 | | | | 85767 | 7529 | 2592147 |
| 100 - 199 BEDS/LITS | 1 | 1283353 | | | | | | 1283353 |
| 200 + BEDS/LITS | 2 | 6398179 | 9084 | | | | | 6389095 |
| TOTAL | 7 | 10366975 | 9084 | | | 85767 | 7529 | 10264595 |
| TOT. NON-TCH/NON-ENS | 309 | 113541706 | 55039 | 393915 | 1779518 | 565710 | 953020 | 109794503 |
| GEN. TEACH. FULL/ENSEIGN. COMPLET | | | | | | | | |
| 500 + BEDS/LITS | 8 | 82447589 | 83248 | | | 99548 | 94577 | 82170216 |
| TOTAL | 8 | 82447589 | 83248 | | | 99548 | 94577 | 82170216 |
| GEN. TEACH. PARTIAL/ENSEIGN. PARTIEL | | | | | | | | |
| 1 - 499 BEDS/LITS | 4 | 19203272 | 10000 | | | 434941 | 463884 | 18294447 |
| 500 + BEDS/LITS | 3 | 18019602 | 75442 | | | 434941 | 6960708 | 10983452 |
| TOTAL | 7 | 37222874 | 85442 | | | | 7424592 | 29277899 |
| TOTAL GEN. | 324 | 233212169 | 223729 | 393915 | 1879066 | 1000651 | 8472189 | 221242618 |
| CHILDRENS/PEDIATR. CONV./REHAB. | 2 | 6293614 | | | | | | 6293614 |
| CHRON./EXT. CARE/SOINS PROLONGES | 28 | 13649346 | 5324 | | | 15648 | 90533 | 13532403 |
| OTHER/AUTRES | 3 | 2552255 | | | | | | 2552255 |
| TOTAL PUB. | 359 | 259426598 | 239815 | 393915 | 1879066 | 1016299 | 8562722 | 247334780 |
| BRITISH COLUMBIA COLOMBIE BRITANNIQUE PUBLIC | | | | | | | | |
| GEN. NON-TEACH. NO LTU/NON-ENS. SANS UNITES A L.T. | | | | | | | | |
| 1 - 24 BEDS/LITS | 13 | 2656619 | | | 175400 | | 46026 | 2431193 |
| 25 - 49 BEDS/LITS | 27 | 17486505 | | | 85219 | | 317311 | 17083975 |
| 50 - 99 BEDS/LITS | 12 | 18240173 | 30000 | 59610 | 209132 | 66510 | 308 | 17874615 |
| 100 - 199 BEDS/LITS | 10 | 27093522 | 61274 | | 229461 | 10503 | 81506 | 26710778 |
| 200 + BEDS/LITS | 5 | 27586156 | | 59610 | 301437 | | 481195 | 26803524 |
| TOTAL | 67 | 93062975 | 91274 | 59610 | 1004649 | 77013 | 926344 | 90904085 |
| GEN. NON-TEACHING WITH LTU/NON-ENS. AVEC UNITES A L.T. | | | | | | | | |
| 1 - 99 BEDS/LITS | 2 | 3261681 | | | | | 61508 | 3200173 |
| 100 - 199 BEDS/LITS | 8 | 23909581 | | | 39677 | 137127 | 612 | 23732165 |
| 200 + BEDS/LITS | 4 | 26765983 | | | 24365 | 137127 | | 26741618 |
| TOTAL | 14 | 53937245 | | | 64042 | | 62120 | 53673956 |
| TOT. NON-TCH/NON-ENS | 81 | 147000220 | 91274 | 59610 | 1068691 | 214140 | 988464 | 144578041 |

SEE FOOTNOTE(S) AT END OF TABLE. - VOIR RENVOI(S) A LA FIN DU TABLEAU.

TABLE 4. DISTRIBUTION OF EQUITY(1)
TABLEAU 4. REPARTITION D'AVOIR(1)

| PROVINCE, TYPE OF HOSPITAL AND SIZE PROVINCE, AFFECTATION TAILLE DES HOPITAUX | HOSPITALS REPORTING HOPITAUX REPONDANTS | TOTAL EQUITY AVOIR TOTAL | RESERVES | | | | | UNAPPROPRIATED EQUITY AVOIR NON AFFECTE |
|--|--|-----------------------------|---------------------------|---|-------------------------------------|---|---|--|
| | | | OPERATING EXPLOITATION | SINKING FUND FONDS DE REMBOURSE DE LA COTE | BUILDING FUND FONDS DE BATIMENTS | DEPRECIATION FUND FONDS D'A-MORTISSEMENT | OTHER CAPL PURPOSES AUTRES FONDS D'IMMOBILISATIONS | |
| DOLLARS | | | | | | | | |
| BRITISH COLUMBIA COLOMBIE BRITANNIQUE | | | | | | | | |
| PUBLIC | | | | | | | | |
| GEN. TEACH. FULL/ENSEIGN. COMPLET | | | | | | | | |
| 500 + BEDS/LITS | 1 | 17816584 | | | 1020622 | | 16795962 | |
| TOTAL | 1 | 17816584 | | | 1020622 | | 16795962 | |
| GEN. TEACH. PARTIAL/ENSEIGN. PARTIEL | | | | | | | | |
| 1 - 499 BEDS/LITS | 4 | 23090593 | | | 80608 | 187930 | 1868 | |
| 500 + BEDS/LITS | 1 | 6673682 | | | 80608 | 187930 | 99142 | |
| TOTAL | 5 | 29764275 | | | 161216 | 375860 | 11010 | |
| TOTAL GEN. | 87 | 194581079 | 91274 | 59610 | 2169921 | 402070 | 1059474 | |
| CONV./REHAB. CHRON./EXT. CARE/SOINS PROLONGES | 5 | 4659229 | | | 19143 | 4156 | 4659229 | |
| OTHER/AUTRES | 2 | 501020 | | | | | 501020 | |
| TOTAL PUB. | 99 | 201275576 | 91274 | 59610 | 2189064 | 406226 | 1059474 | |
| NORTHWEST TERR. TERR. DU NORD-OUEST | | | | | | | | |
| PUBLIC | | | | | | | | |
| GEN. NON-TEACH. NO LTU/NON-ENS. SANS UNITES A L.I. | | | | | | | | |
| 1 - 24 BEDS/LITS | 1 | 584421 | | | | | 584421 | |
| 25 - 49 BEDS/LITS | 4 | 1562399 | | | | | 1562399 | |
| TOTAL | 5 | 2146820 | | | | | 2146820 | |
| GEN. NON-TEACHING WITH LTU/NON-ENS. AVEC UNITES A L.I. | | | | | | | | |
| 1 - 99 BEDS/LITS | 1 | 133025 | | | | | 133025 | |
| TOTAL | 1 | 133025 | | | | | 133025 | |
| TOT. NON-TCH/NON-ENS | 6 | 2279845 | | | | | 2279845 | |
| TOTAL GEN. | 6 | 2279845 | | | | | 2279845 | |
| TOTAL PUB. | 6 | 2279845 | | | | | 2279845 | |
| CANADA | | | | | | | | |
| PUBLIC | | | | | | | | |
| GEN. NON-TEACH. NO LTU/NON-ENS. SANS UNITES A L.I. | | | | | | | | |
| 1 - 24 BEDS/LITS | 209 | 33027950 | 8325 | | 725414 | 71765 | 133859 | |
| 25 - 49 BEDS/LITS | 181 | 69981214 | 8136 | 16920 | 375781 | 78345 | 1067222 | |
| 50 - 99 BEDS/LITS | 108 | 90581644 | 40583 | 59610 | 857172 | 703192 | 380365 | |
| 100 + 199 BEDS/LITS | 89 | 154625227 | 69157 | 70000 | 2536933 | 431583 | 652845 | |
| 200 + BEDS/LITS | 65 | 260770050 | 73589 | 376995 | 15688848 | 206298 | 2199217 | |
| TOTAL | 652 | 608986285 | 553770 | 523525 | 20164148 | 1491183 | 4433508 | |
| GEN. NON-TEACHING WITH LTU/NON-ENS. AVEC UNITES A L.I. | | | | | | | | |
| 1 - 99 BEDS/LITS | 44 | 45269097 | 84020 | | 411305 | 93759 | 1525204 | |
| 100 + 199 BEDS/LITS | 29 | 59758182 | 150000 | | 1548143 | 308438 | 754253 | |
| 200 + BEDS/LITS | 38 | 211301973 | 9084 | 176792 | 24365 | 1560212 | 12620979 | |
| TOTAL | 111 | 316329252 | 243104 | 176792 | 1983813 | 1962409 | 14900436 | |
| TOT. NON-TCH/NON-ENS | 763 | 925315537 | 796874 | 700317 | 22147961 | 3453592 | 19333944 | |
| GEN. TEACH. FULL/ENSEIGN. COMPLET | | | | | | | | |
| 1 - 499 BEDS/LITS | 7 | 78386266 | | | 18793605 | | 272986 | |
| 500 + BEDS/LITS | 33 | 420779739 | 1109969 | 116167 | 2328794 | 401004 | 8241062 | |
| TOTAL | 40 | 499166005 | 1109969 | 116167 | 21122399 | 401004 | 8514048 | |
| GEN. TEACH. PARTIAL/ENSEIGN. PARTIEL | | | | | | | | |
| 1 - 499 BEDS/LITS | 26 | 126938376 | 16443 | 21 | 4269867 | 1038614 | 1657916 | |
| 500 + BEDS/LITS | 8 | 72988275 | 75442 | | | | 7029850 | |
| TOTAL | 34 | 199926651 | 91885 | 21 | 4269867 | 1038614 | 8687766 | |
| TOTAL GEN. | 837 | 1624408193 | 1998728 | 584171 | 47540227 | 4893210 | 36535758 | |
| CHILDRENS/PEDIATR. CONV./REHAB. | 7 | 129379966 | | | | 1137104 | 128242862 | |
| CHRON./EXT. CARE/SOINS PROLONGES | 23 | 28855062 | 5324 | | | | 28878202 | |
| OTHER/AUTRES | 74 | 73528858 | 1218 | 338176 | 4994418 | 1628046 | 63873903 | |
| TOTAL PUB. | 956 | 1891573434 | 2002834 | 922347 | 52603383 | 7658360 | 39232827 | |

(1) FOR THOSE PROVINCES USING THE THREE BASIC FUNDS, THE OPERATING AND CAPITAL FUNDS HAVE BEEN CONSOLIDATED AND REPORTED ON AN "INTEGRATED" BASIS. - POUR LES PROVINCES DISTINGUANT TROIS FONDS DE BASE DANS LEUR RAPPORT, LES FONDS D'EXPLOITATION ET D'IMMOBILISATIONS ONT ETE CONSOLIDES ET RAPPORTES SUR UNE BASE "INTEGREE".

TABLE 5. SUPPLEMENTARY DETAIL OF THE COST OF LAND IMPROVEMENTS
 TABLEAU 5. DETAILS SUPPLEMENTAIRES SUR LE COUT DES AMELIORATIONS DE TERRAINS

| PROVINCE, TYPE OF HOSPITAL AND SIZE PROVINCE, AFFECTATION TAILLE DES HOPITAUX | HOSPITALS REPORTING HOPITAUX REpondANTS | BALANCE AT JANUARY 1 SOLDE AU 1ER JANVIER | ASSETS ACQUIRED DURING YEAR AVOIRS ACQUIS AU COURS DE L'ANNEE | ASSETS RETIRED DURING YEAR AVOIRS RADIE AU COURS DE L'ANNEE | ADJUSTMENTS REGULARISATIONS | BALANCE AT DECEMBER 31 SOLDE AU 31 DECEMBRE |
|--|--|--|--|--|--------------------------------|--|
| DOLLARS | | | | | | |
| NEWFOUNDLAND | | | | | | |
| TERRE-NEUVE | | | | | | |
| PUBLIC | | | | | | |
| GEN. NON-TEACH. NO LTU/NON-ENS. SANS UNITES A L.T. | | | | | | |
| 25 - 49 BEDS/LITS | 1 | 750 | | | | 750 |
| 50 - 99 BEDS/LITS | 1 | 278 | | | | 278 |
| TOTAL | 2 | 1028 | | | | 1028 |
| TOT. NON-TCH/NON-ENS | 2 | 1028 | | | | 1028 |
| GEN. TEACH. FULL/ENSEIGN. COMPLET | | | | | | |
| 1 - 499 BEDS/LITS | 1 | | 13033 | | | 13033 |
| TOTAL | 1 | | 13033 | | | 13033 |
| GEN. TEACH. PARTIAL/ENSEIGN. PARTIEL | | | | | | |
| 1 - 499 BEDS/LITS | 2 | 14942 | 6531 | | | 21473 |
| TOTAL | 2 | 14942 | 6531 | | | 21473 |
| TOTAL GEN. | 5 | 15970 | 19564 | | | 35534 |
| TOTAL PUB. | 5 | 15970 | 19564 | | | 35534 |
| PRINCE EDWARD ISLAND | | | | | | |
| ILE DU P.-E. | | | | | | |
| PUBLIC | | | | | | |
| GEN. NON-TEACH. NO LTU/NON-ENS. SANS UNITES A L.T. | | | | | | |
| 25 - 49 BEDS/LITS | 1 | 3632 | | | | 3632 |
| 50 - 99 BEDS/LITS | 1 | 835 | 415 | | | 1250 |
| 200 + BEDS/LITS | 1 | 24210 | 2872 | | | 27082 |
| TOTAL | 3 | 28677 | 3287 | | | 31964 |
| GEN. NON-TEACHING WITH LTU/NON-ENS. AVEC UNITES A L.T. | | | | | | |
| 100 - 199 BEDS/LITS | 1 | 36990 | | | | 36990 |
| TOTAL | 1 | 36990 | | | | 36990 |
| TOT. NON-TCH/NON-ENS | 4 | 65667 | 3287 | | | 68954 |
| TOTAL GEN. | 4 | 65667 | 3287 | | | 68954 |
| TOTAL PUB. | 4 | 65667 | 3287 | | | 68954 |
| NOVA SCOTIA | | | | | | |
| NOUVELLE-ECOSSE | | | | | | |
| PUBLIC | | | | | | |
| GEN. NON-TEACH. NO LTU/NON-ENS. SANS UNITES A L.T. | | | | | | |
| 1 - 24 BEDS/LITS | 2 | 5190 | 217 | | | 5407 |
| 25 - 49 BEDS/LITS | 4 | 30318 | 183 | | | 30501 |
| 50 - 99 BEDS/LITS | 8 | 114538 | 7584 | | | 122122 |
| 100 - 199 BEDS/LITS | 5 | 101004 | 1248 | | | 102252 |
| 200 + BEDS/LITS | 5 | 99677 | 6774 | | | 106451 |
| TOTAL | 22 | 350727 | 16006 | | | 366733 |
| TOT. NON-TCH/NON-ENS | 22 | 350727 | 16006 | | | 366733 |
| GEN. TEACH. FULL/ENSEIGN. COMPLET | | | | | | |
| 1 - 499 BEDS/LITS | 1 | 1755 | | | | 1755 |
| TOTAL | 1 | 1755 | | | | 1755 |
| TOTAL GEN. | 23 | 352482 | 16006 | | | 368488 |
| CHILDRENS/PEDIATR. | 1 | | 6669 | | | 6669 |
| TOTAL PUB. | 24 | 352482 | 22675 | | | 375157 |
| NEW BRUNSWICK | | | | | | |
| NOUVEAU-BRUNSWICK | | | | | | |
| PUBLIC | | | | | | |
| GEN. NON-TEACH. NO LTU/NON-ENS. SANS UNITES A L.T. | | | | | | |
| 1 - 24 BEDS/LITS | 3 | 4355 | 3000 | | | 7355 |
| 25 - 49 BEDS/LITS | 4 | 41183 | | | | 41183 |
| 50 - 99 BEDS/LITS | 5 | 54832 | 3300 | | | 58132 |
| 100 - 199 BEDS/LITS | 6 | 49149 | 1003 | | 25410 | 75562 |
| 200 + BEDS/LITS | 6 | 28287 | | | | 28287 |
| TOTAL | 20 | 177806 | 7303 | | 25410 | 210519 |
| GEN. NON-TEACHING WITH LTU/NON-ENS. AVEC UNITES A L.T. | | | | | | |
| 200 + BEDS/LITS | 2 | 44062 | 8629 | | | 52691 |
| TOTAL | 2 | 44062 | 8629 | | | 52691 |
| TOT. NON-TCH/NON-ENS | 22 | 221868 | 15932 | | 25410 | 263210 |
| GEN. TEACH. PARTIAL/ENSEIGN. PARTIEL | | | | | | |
| 1 - 499 BEDS/LITS | 1 | 56587 | | | | 56587 |
| 500 + BEDS/LITS | 1 | 2000 | | | | 2000 |
| TOTAL | 2 | 58587 | | | | 58587 |
| TOTAL GEN. | 24 | 280455 | 15932 | | 25410 | 321797 |
| TOTAL PUB. | 24 | 280455 | 15932 | | 25410 | 321797 |
| ATLANTIC | | | | | | |
| ATLANTIQUE | | | | | | |
| PUBLIC | | | | | | |
| GEN. NON-TEACH. NO LTU/NON-ENS. SANS UNITES A L.T. | | | | | | |
| 1 - 24 BEDS/LITS | 5 | 9545 | 3217 | | | 12762 |

TABLE 5. SUPPLEMENTARY DETAIL OF THE COST OF LAND IMPROVEMENTS
 TABLEAU 5. DETAILS SUPPLEMENTAIRES SUR LE COUT DES AMELIORATIONS DE TERRAINS

| PROVINCE, TYPE OF HOSPITAL AND SIZE PROVINCE, AFFECTATION TAILLE DES HOPITAUX | HOSPITALS REPORTING HOPITAUX REPONDANTS | BALANCE AT JANUARY 1 SOLDE AU 1ER JANVIER | ASSETS ACQUIRED DURING YEAR AVOIRS ACQUIS AU COURS DE L'ANNEE | ASSETS RETIRED DURING YEAR AVOIRS RADIE AU COURS DE L'ANNEE | ADJUSTMENTS REGULARISATIONS | BALANCE AT DECEMBER 31 SOLDE AU 31 DECEMBRE |
|--|--|--|--|--|--------------------------------|--|
| DOLLARS | | | | | | |
| ATLANTIC | | | | | | |
| ATLANTIQUE | | | | | | |
| PUBLIC | | | | | | |
| GEN. NON-TEACH. NO LTU/NON-ENS. SANS UNITES A L.T. | | | | | | |
| 25 - 49 BEDS/LITS | 10 | 75983 | 183 | | | 76066 |
| 50 - 99 BEDS/LITS | 15 | 170483 | 11299 | | | 181782 |
| 100 - 199 BEDS/LITS | 11 | 150153 | 2251 | | 25410 | 177814 |
| 200 + BEDS/LITS | 6 | 152174 | 9646 | | | 161820 |
| TOTAL | 47 | 558238 | 26596 | | 25410 | 610244 |
| GEN. NON-TEACHING WITH LTU/NON-ENS. AVEC UNITES A L.T. | | | | | | |
| 100 - 199 BEDS/LITS | 1 | 36990 | | | | 36990 |
| 200 + BEDS/LITS | 2 | 44062 | 8629 | | | 52691 |
| TOTAL | 3 | 81052 | 8629 | | | 89681 |
| TOT. NON-TCH/NON-ENS | 50 | 639290 | 35225 | | 25410 | 699925 |
| GEN. TEACH. FULL/ENSEIGN. COMPLET | | | | | | |
| 1 - 499 BEDS/LITS | 2 | 1755 | 13033 | | | 14788 |
| TOTAL | 2 | 1755 | 13033 | | | 14788 |
| GEN. TEACH. PARTIAL/ENSEIGN. PARTIEL | | | | | | |
| 1 - 499 BEDS/LITS | 3 | 71529 | 6531 | | | 78060 |
| 500 + BEDS/LITS | 1 | 2000 | | | | 2000 |
| TOTAL | 4 | 73529 | 6531 | | | 80060 |
| TOTAL GEN. | 56 | 714574 | 54789 | | 25410 | 794773 |
| CHILDRENS/PEDIATR. | 1 | | 6669 | | | 6669 |
| TOTAL PUB. | 57 | 714574 | 61458 | | 25410 | 801442 |
| QUEBEC | | | | | | |
| PUBLIC | | | | | | |
| GEN. NON-TEACH. NO LTU/NON-ENS. SANS UNITES A L.T. | | | | | | |
| 1 - 24 BEDS/LITS | 4 | 15687 | 18553 | | | 34240 |
| 25 - 49 BEDS/LITS | 6 | 7958 | 889 | | | 8847 |
| 50 - 99 BEDS/LITS | 7 | 271585 | 2180 | | 67550 | 206215 |
| 100 - 199 BEDS/LITS | 19 | 521385 | 87213 | 40 | | 608558 |
| 200 + BEDS/LITS | 1 | 256432 | | | 1400 | 258032 |
| TOTAL | 47 | 1073247 | 108835 | 40 | 68950 | 1115892 |
| GEN. NON-TEACHING WITH LTU/NON-ENS. AVEC UNITES A L.T. | | | | | | |
| 1 - 99 BEDS/LITS | 1 | 11690 | | | | 11690 |
| 100 - 199 BEDS/LITS | 2 | 33912 | 129123 | | | 129123 |
| 200 + BEDS/LITS | 5 | 45602 | 130690 | | | 1567 |
| TOTAL | 8 | 91204 | 259813 | | | 35479 |
| TOT. NON-TCH/NON-ENS | 52 | 1118849 | 239525 | 40 | 68950 | 1292184 |
| GEN. TEACH. FULL/ENSEIGN. COMPLET | | | | | | |
| 1 - 499 BEDS/LITS | 1 | 36979 | | | | 36979 |
| 500 + BEDS/LITS | 6 | 535792 | 73406 | | 4260 | 613458 |
| TOTAL | 7 | 572771 | 73406 | | 4260 | 650437 |
| GEN. TEACH. PARTIAL/ENSEIGN. PARTIEL | | | | | | |
| 1 - 499 BEDS/LITS | 5 | 507456 | 2011 | | | 509467 |
| TOTAL | 5 | 507456 | 2011 | | | 509467 |
| TOTAL GEN. | 64 | 2199076 | 314942 | 40 | 73210 | 2452088 |
| CONV./REHAB. CHRON./EXT. CARE/SOINS PROLONGES | 4 | 115509 | 6008 | | 1000 | 122517 |
| | 4 | 184706 | | | | 184706 |
| TOTAL PUB. | 72 | 2499291 | 320950 | 40 | 74210 | 2759311 |
| ONTARIO | | | | | | |
| PUBLIC | | | | | | |
| GEN. NON-TEACH. NO LTU/NON-ENS. SANS UNITES A L.T. | | | | | | |
| 1 - 24 BEDS/LITS | 3 | 9728 | | | | 9728 |
| 25 - 49 BEDS/LITS | 8 | 49939 | | | | 55200 |
| 50 - 99 BEDS/LITS | 9 | 132001 | 5261 | | | 132001 |
| 100 - 199 BEDS/LITS | 12 | 464413 | 241024 | | | 705437 |
| 200 + BEDS/LITS | 23 | 1534118 | 132046 | | | 1666164 |
| TOTAL | 55 | 2190199 | 378331 | | | 2568530 |
| GEN. NON-TEACHING WITH LTU/NON-ENS. AVEC UNITES A L.T. | | | | | | |
| 1 - 99 BEDS/LITS | 23 | 216069 | 39618 | | | 255687 |
| 100 - 199 BEDS/LITS | 10 | 106472 | 8401 | | | 114672 |
| 200 + BEDS/LITS | 20 | 965262 | 265125 | 201 | 71291 | 1224986 |
| TOTAL | 53 | 1287803 | 313144 | 201 | 71291 | 1595345 |
| TOT. NON-TCH/NON-ENS | 108 | 3478002 | 691475 | 201 | 71291 | 4163875 |
| GEN. TEACH. FULL/ENSEIGN. COMPLET | | | | | | |
| 500 + BEDS/LITS | 5 | 71323 | 35339 | | | 106662 |
| TOTAL | 5 | 71323 | 35339 | | | 106662 |
| GEN. TEACH. PARTIAL/ENSEIGN. PARTIEL | | | | | | |
| 1 - 499 BEDS/LITS | 1 | 644 | | | | 644 |
| 500 + BEDS/LITS | 2 | 26888 | | | | 26888 |
| TOTAL | 3 | 27532 | | | | 27532 |
| TOTAL GEN. | 116 | 3576857 | 726814 | 201 | 71291 | 4298069 |

TABLE 5. SUPPLEMENTARY DETAIL OF THE COST OF LAND IMPROVEMENTS
 TABLEAU 5. DETAILS SUPPLEMENTAIRES SUR LE COUT DES AMELIORATIONS DE TERRAINS

| PROVINCE, TYPE OF HOSPITAL AND SIZE PROVINCE, AFFECTATION TAILLE DES HOPITAUX | HOSPITALS REPORTING HOPITAUX REPONDANTS | BALANCE AT JANUARY 1 SOLDE AU 1ER JANVIER | ASSETS ACQUIRED DURING YEAR AVOIRS ACQUIS AU COURS DE L'ANNEE | ASSETS RETIRED DURING YEAR AVOIRS RADIES AU COURS DE L'ANNEE | ADJUSTMENTS REGULARISATIONS | BALANCE AT DECEMBER 31 SOLDE AU 31 DECEMBRE |
|--|--|--|--|---|--------------------------------|--|
| DOLLARS | | | | | | |
| ONTARIO PUBLIC | | | | | | |
| CONV./REHAB. CHRON./EXT. CARE/SOINS PROLONGES OTHER/AUTRES | 3 11 1 | 74614 65069 6744 | 14495 27917 | | 37094 | 89109 130080 6744 |
| TOTAL PUB. | 131 | 3723284 | 769226 | 201 | 108385 | 4524002 |
| MANITOBA PUBLIC | | | | | | |
| GEN. NON-TEACH. NO LTU/NON-ENS. SANS UNITES A L.T. | | | | | | |
| 1 - 24 BEDS/LITS | 3 | 17939 | | | 2742 | 18521 |
| 25 - 49 BEDS/LITS | 1 | 4896 | | | | 4896 |
| 50 - 99 BEDS/LITS | 2 | 11269 | 165 | | | 11434 |
| 100 - 199 BEDS/LITS | 1 | 10482 | | | 2381 | 8101 |
| 200 + BEDS/LITS | 1 | | 2648 | | 5569 | 8217 |
| TOTAL | 8 | 44586 | 2813 | | 10692 | 51169 |
| GEN. NON-TEACHING WITH LTU/NON-ENS. AVEC UNITES A L.T. | | | | | | |
| 1 - 99 BEDS/LITS | 1 | 2580 | 340 | | | 2920 |
| 100 - 199 BEDS/LITS | 1 | 3688 | 340 | | | 3688 |
| TOTAL | 2 | 6268 | | | | 6608 |
| TOT. NON-TCH/NON-ENS | 10 | 50854 | 3153 | | 10692 | 57777 |
| GEN. TEACH. FULL/ENSEIGN. COMPLET | | | | | | |
| 500 + BEDS/LITS | 2 | 72079 | | | | 72079 |
| TOTAL | 2 | 72079 | | | | 72079 |
| TOTAL GEN. | 12 | 122933 | 3153 | | 10692 | 129856 |
| TOTAL PUB. | 12 | 122933 | 3153 | | 10692 | 129856 |
| SASKATCHEWAN PUBLIC | | | | | | |
| GEN. NON-TEACH. NO LTU/NON-ENS. SANS UNITES A L.T. | | | | | | |
| 1 - 24 BEDS/LITS | 33 | 111977 | 14439 | | | 126416 |
| 25 - 49 BEDS/LITS | 16 | 101014 | 2907 | | | 103921 |
| 50 - 99 BEDS/LITS | 3 | 80092 | 1698 | | 1 | 81789 |
| 100 - 199 BEDS/LITS | 5 | 33525 | | | | 33525 |
| TOTAL | 57 | 326608 | 19044 | | 1 | 345651 |
| GEN. NON-TEACHING WITH LTU/NON-ENS. AVEC UNITES A L.T. | | | | | | |
| 200 + BEDS/LITS | 2 | 54524 | 770 | | | 55294 |
| TOTAL | 2 | 54524 | 770 | | | 55294 |
| TOT. NON-TCH/NON-ENS | 59 | 381132 | 19814 | | 1 | 400945 |
| GEN. TEACH. PARTIAL/ENSEIGN. PARTIEL | | | | | | |
| 1 - 499 BEDS/LITS | 1 | 13773 | | | | 13773 |
| 500 + BEDS/LITS | 1 | 16748 | 34259 | | | 51007 |
| TOTAL | 2 | 30521 | 34259 | | | 64780 |
| TOTAL GEN. | 61 | 411653 | 54073 | | 1 | 465725 |
| OTHER/AUTRES | 1 | 9778 | 17208 | | | 26986 |
| TOTAL PUB. | 62 | 421431 | 71281 | | 1 | 492711 |
| ALBERTA PUBLIC | | | | | | |
| GEN. NON-TEACH. NO LTU/NON-ENS. SANS UNITES A L.T. | | | | | | |
| 1 - 24 BEDS/LITS | 6 | 30561 | 1550 | | | 32111 |
| 25 - 49 BEDS/LITS | 20 | 118333 | 78166 | | 1662 | 196837 |
| 50 - 99 BEDS/LITS | 10 | 48626 | 4800 | | | 53426 |
| 100 - 199 BEDS/LITS | 4 | 261072 | 34488 | | | 295560 |
| 200 + BEDS/LITS | 1 | 72576 | | | | 72576 |
| TOTAL | 41 | 531168 | 119004 | | 1662 | 648510 |
| TOT. NON-TCH/NON-ENS | 41 | 531168 | 119004 | | 1662 | 648510 |
| GEN. TEACH. FULL/ENSEIGN. COMPLET | | | | | | |
| 500 + BEDS/LITS | 2 | 670003 | | | | 670003 |
| TOTAL | 2 | 670003 | | | | 670003 |
| TOTAL GEN. | 43 | 1201171 | 119004 | | 1662 | 1318513 |
| CONV./REHAB. CHRON./EXT. CARE/SOINS PROLONGES | 1 20 | 77298 197017 | 35000 15677 | | | 112298 212694 |
| TOTAL PUB. | 64 | 1475486 | 169681 | | 1662 | 1643505 |
| PRAIRIES PUBLIC | | | | | | |
| GEN. NON-TEACH. NO LTU/NON-ENS. SANS UNITES A L.T. | | | | | | |
| 1 - 24 BEDS/LITS | 42 | 160477 | 15989 | | 2742 | 177048 |
| 25 - 49 BEDS/LITS | 37 | 224243 | 81073 | | 1662 | 303654 |
| 50 - 99 BEDS/LITS | 15 | 159587 | 6663 | | 1 | 146649 |
| 100 - 199 BEDS/LITS | 10 | 305079 | 34488 | | 2381 | 337186 |
| 200 + BEDS/LITS | 2 | 72576 | 2648 | | 5569 | 80793 |
| TOTAL | 106 | 902362 | 140861 | | 12355 | 1045330 |
| GEN. NON-TEACHING WITH LTU/NON-ENS. AVEC UNITES A L.T. | | | | | | |
| 1 - 99 BEDS/LITS | 1 | 2580 | 340 | | | 2920 |

TABLE 5. SUPPLEMENTARY DETAIL OF THE COST OF LAND IMPROVEMENTS
TABLEAU 5. DETAILS SUPPLEMENTAIRES SUR LE COUT DES AMELIORATIONS DE TERRAINS

| PROVINCE, TYPE OF HOSPITAL AND SIZE PROVINCE, AFFECTATION TAILLE DES HOPITAUX | HOSPITALS REPORTING HOPITAUX REPONDANTS | BALANCE AT JANUARY 1 SOLDE AU 1ER JANVIER | ASSETS ACQUIRED DURING YEAR AVOIRS ACQUIS AU COURS DE L'ANNEE | ASSETS RETIRED DURING YEAR AVOIRS RADIE AU COURS DE L'ANNEE | ADJUSTMENTS REGULARISATIONS | BALANCE AT DECEMBER 31 SOLDE AU 31 DECEMBRE |
|--|--|--|--|--|--------------------------------|--|
| DOLLARS | | | | | | |
| PRAIRIES PUBLIC | | | | | | |
| GEN. NON-TEACHING WITH LTU/NON-ENS. AVEC UNITES A L.T. | | | | | | |
| 100 - 199 BEDS/LITS | 1 | 3688 | | | | 3688 |
| 200 + BEDS/LITS | 2 | 54524 | 770 | | | 55294 |
| TOTAL | 4 | 60792 | 1110 | | | 61902 |
| TOT. NON-TCH/NON-ENS | 110 | 963154 | 141971 | | 12355 | 1107232 |
| GEN. TEACH. FULL/ENSEIGN. COMPLET | | | | | | |
| 500 + BEDS/LITS | 4 | 742082 | | | | 742082 |
| TOTAL | 4 | 742082 | | | | 742082 |
| GEN. TEACH. PARTIAL/ENSEIGN. PARTIEL | | | | | | |
| 1 - 499 BEDS/LITS | 1 | 13773 | | | | 13773 |
| 500 + BEDS/LITS | 1 | 16748 | 34259 | | | 51007 |
| TOTAL | 2 | 30521 | 34259 | | | 64780 |
| TOTAL GEN. | 116 | 1735757 | 176230 | | 12355 | 1914094 |
| CONV./REHAB. CHRON./EXT. CARE/SOINS PROLONGES OTHER/AUTRES | | | | | | |
| | 1 | 77298 | 35000 | | | 112298 |
| | 20 | 197017 | 15677 | | | 212694 |
| | 1 | 9778 | 17208 | | | 26986 |
| TOTAL PUB. | 138 | 2019850 | 244115 | | 12355 | 2266072 |
| BRITISH COLUMBIA COLUMBIE BRITANNIQUE PUBLIC | | | | | | |
| GEN. NON-TEACH. NO LTU/NON-ENS. SANS UNITES A L.T. | | | | | | |
| 1 - 24 BEDS/LITS | 3 | 7257 | 792 | | | 8049 |
| 25 - 49 BEDS/LITS | 9 | 18030 | 25208 | | 86 | 43152 |
| 50 - 99 BEDS/LITS | 7 | 70844 | 1305 | | | 72149 |
| 100 - 199 BEDS/LITS | 8 | 185492 | 46398 | | | 231890 |
| 200 + BEDS/LITS | 1 | 6480 | | | | 6480 |
| TOTAL | 28 | 288103 | 73703 | | 86 | 361720 |
| GEN. NON-TEACHING WITH LTU/NON-ENS. AVEC UNITES A L.T. | | | | | | |
| 1 - 99 BEDS/LITS | 1 | 1318 | 6896 | | | 8214 |
| 100 - 199 BEDS/LITS | 5 | 138717 | 1741 | | | 140458 |
| 200 + BEDS/LITS | 1 | 18919 | 8637 | | | 18919 |
| TOTAL | 7 | 158954 | 8637 | | | 167591 |
| TOT. NON-TCH/NON-ENS | 35 | 447057 | 82340 | | 86 | 529311 |
| GEN. TEACH. PARTIAL/ENSEIGN. PARTIEL | | | | | | |
| 1 - 499 BEDS/LITS | 1 | 31987 | | | | 31987 |
| 500 + BEDS/LITS | 1 | 137130 | 1899 | | | 139029 |
| TOTAL | 2 | 169117 | 1899 | | | 171016 |
| TOTAL GEN. | 37 | 616174 | 84239 | | 86 | 700327 |
| CONV./REHAB. OTHER/AUTRES | | | | | | |
| | 1 | 340 | 4019 | | | 4019 |
| | 1 | | | | | 340 |
| TOTAL PUB. | 39 | 616514 | 88258 | | 86 | 704686 |
| NORTHWEST TERR. TERR. DU NORD-OUEST PUBLIC | | | | | | |
| GEN. NON-TEACH. NO LTU/NON-ENS. SANS UNITES A L.T. | | | | | | |
| 25 - 49 BEDS/LITS | 1 | 12902 | | | | 12902 |
| TOTAL | 1 | 12902 | | | | 12902 |
| TOT. NON-TCH/NON-ENS | 1 | 12902 | | | | 12902 |
| TOTAL GEN. | 1 | 12902 | | | | 12902 |
| TOTAL PUB. | 1 | 12902 | | | | 12902 |
| CANADA PUBLIC | | | | | | |
| GEN. NON-TEACH. NO LTU/NON-ENS. SANS UNITES A L.T. | | | | | | |
| 1 - 24 BEDS/LITS | 57 | 202694 | 38551 | | 2742 | 241827 |
| 25 - 49 BEDS/LITS | 71 | 388955 | 112614 | | 1748 | 498221 |
| 50 - 99 BEDS/LITS | 53 | 784900 | 21447 | | 67551 | 738796 |
| 100 - 199 BEDS/LITS | 60 | 1626522 | 411374 | | 27791 | 2060885 |
| 200 + BEDS/LITS | 43 | 2021980 | 144340 | 40 | 6969 | 2173289 |
| TOTAL | 284 | 5025051 | 728326 | 40 | 106801 | 5714618 |
| GEN. NON-TEACHING WITH LTU/NON-ENS. AVEC UNITES A L.T. | | | | | | |
| 1 - 99 BEDS/LITS | 26 | 231657 | 46854 | | | 278511 |
| 100 - 199 BEDS/LITS | 19 | 285827 | 139265 | | 201 | 424931 |
| 200 + BEDS/LITS | 27 | 1116679 | 276091 | | 71291 | 1387369 |
| TOTAL | 72 | 1634203 | 462210 | 201 | 71291 | 2090811 |
| TOT. NON-TCH/NON-ENS | 356 | 6659254 | 1190536 | 241 | 178092 | 7805429 |
| GEN. TEACH. FULL/ENSEIGN. COMPLET | | | | | | |
| 1 - 499 BEDS/LITS | 3 | 38734 | 13033 | | | 51767 |
| 500 + BEDS/LITS | 15 | 1349197 | 108745 | | 4260 | 1462202 |
| TOTAL | 18 | 1387931 | 121778 | | 4260 | 1513969 |
| GEN. TEACH. PARTIAL/ENSEIGN. PARTIEL | | | | | | |
| 1 - 499 BEDS/LITS | 11 | 625389 | 8542 | | | 633931 |

TABLE 5. SUPPLEMENTARY DETAIL OF THE COST OF LAND IMPROVEMENTS
 TABLEAU 5. DETAILS SUPPLEMENTAIRES SUR LE COUT DES AMELIORATIONS DE TERRAINS

| PROVINCE, TYPE OF HOSPITAL AND SIZE PROVINCE, AFFECTATION TAILLE DES HOPITAUX | HOSPITALS REPORTING HOPITAUX REPONDANTS | BALANCE AT JANUARY 1 SOLDE AU 1ER JANVIER | ASSETS ACQUIRED DURING YEAR AVOIRS ACQUIS AU COURS DE L'ANNEE | ASSETS RETIRED DURING YEAR AVOIRS RADIE AU COURS DE L'ANNEE | ADJUSTMENTS REGULARISATIONS | BALANCE AT DECEMBER 31 SOLDE AU 31 DECEMBRE |
|--|--|--|--|--|--------------------------------|--|
| DOLLARS | | | | | | |
| CANADA | | | | | | |
| PUBLIC | | | | | | |
| GEN. TEACH. PARTIAL | | | | | | |
| /ENSEIGN. PARTIEL | 5 | 182766 | 36158 | | | 218924 |
| 500 + BEDS/LITS | 16 | 808155 | 44700 | | | 852855 |
| TOTAL | | | | | | |
| TOTAL GEN. | 390 | 8855340 | 1357014 | 241 | 182352 | 10172253 |
| CHILDRENS/PEDIATR. | 1 | | 6669 | | | 6669 |
| CONV./REHAB. | 9 | 267421 | 59522 | | 1000 | 327943 |
| CHRON./EXT. CARE/ SOINS PROLONGES | 35 | 446792 | 43594 | | 37094 | 527480 |
| OTHER/AUTRES | 3 | 16862 | 17208 | | | 34070 |
| TOTAL PUB. | 438 | 9586415 | 1484007 | 241 | 220446 | 11068415 |

TABLE 6. SUPPLEMENTARY DETAIL OF THE COST OF BUILDINGS AND BUILDING SERVICE EQUIPMENT
TABLEAU 6. DETAILS SUPPLEMENTAIRES SUR LE COUT DES BATIMENTS ET MATERIEL FIXE

| PROVINCE, TYPE OF HOSPITAL AND SIZE PROVINCE, AFFECTATION TAILLE DES HOPITAUX | HOSPITALS REPORTING HOPITAUX REpondANTS | BALANCE AT JANUARY 1 SOLDE AU 1ER JANVIER | ASSETS ACQUIRED DURING YEAR AVOIRS ACQUIS AU COURS DE L'ANNEE | ASSETS RETIRED DURING YEAR AVOIRS RADIE AU COURS DE L'ANNEE | ADJUSTMENTS REGULARI-SATIONS | BALANCE AT DECEMBER 31 SOLDE AU 31 DECEMBRE |
|--|--|--|--|--|---------------------------------|--|
| DOLLARS | | | | | | |
| NEWFOUNDLAND | | | | | | |
| TERRE-NEUVE | | | | | | |
| PUBLIC | | | | | | |
| GEN. NON-TEACH. NO LTU/NON-ENS. SANS UNITES A L.T. | | | | | | |
| 1 - 24 BEDS/LITS | 11 | 3660624 | 188982 | | | 3849606 |
| 25 - 49 BEDS/LITS | 8 | 4690738 | 211734 | | | 4902472 |
| 50 - 99 BEDS/LITS | 2 | 4357242 | | | | 4357242 |
| 100 - 199 BEDS/LITS | 3 | 10505196 | 145101 | | | 10650297 |
| 200 + BEDS/LITS | 1 | 1223943 | | | | 1223943 |
| TOTAL | 25 | 24437743 | 545817 | | | 24983560 |
| GEN. NON-TEACHING WITH LTU/NON-ENS. AVEC UNITES A L.T. | | | | | | |
| 1 - 99 BEDS/LITS | 1 | 685493 | 1662 | | | 687155 |
| TOTAL | 1 | 685493 | 1662 | | | 687155 |
| TOT. NON-TCH/NON-ENS | 26 | 25123236 | 547479 | | | 25670715 |
| GEN. TEACH. FULL/ENSEIGN. COMPLET | | | | | | |
| 1 - 499 BEDS/LITS | 1 | 14302030 | 99687 | | | 14401717 |
| TOTAL | 1 | 14302030 | 99687 | | | 14401717 |
| GEN. TEACH. PARTIAL/ENSEIGN. PARTIEL | | | | | | |
| 1 - 499 BEDS/LITS | 2 | 13942003 | 130486 | 40701 | | 14031788 |
| TOTAL | 2 | 13942003 | 130486 | 40701 | | 14031788 |
| TOTAL GEN. | 29 | 53367269 | 777652 | 40701 | | 54104220 |
| CHILDRENS/PEDIATR. CONV./REHAB. | | | | | | |
| | 1 | 4899017 | | | | 4899017 |
| TOTAL PUB. | 31 | 58794565 | 777652 | 40701 | | 59531516 |
| PRINCE EDWARD ISLAND | | | | | | |
| ILE DU P.-E. | | | | | | |
| PUBLIC | | | | | | |
| GEN. NON-TEACH. NO LTU/NON-ENS. SANS UNITES A L.T. | | | | | | |
| 1 - 24 BEDS/LITS | 2 | 196627 | 264 | | | 196891 |
| 25 - 49 BEDS/LITS | 1 | 253633 | 334111 | 1000 | | 586744 |
| 50 - 99 BEDS/LITS | 1 | 521865 | | | | 521865 |
| 100 - 199 BEDS/LITS | 1 | 2310923 | 5167 | | 8169 | 2324259 |
| 200 + BEDS/LITS | 1 | 2478256 | 16152 | | | 2494408 |
| TOTAL | 7 | 5761304 | 355694 | 1000 | 8169 | 6124167 |
| GEN. NON-TEACHING WITH LTU/NON-ENS. AVEC UNITES A L.T. | | | | | | |
| 100 - 199 BEDS/LITS | 1 | 2454524 | | | | 2454524 |
| TOTAL | 1 | 2454524 | | | | 2454524 |
| TOT. NON-TCH/NON-ENS | 8 | 8215828 | 355694 | 1000 | 8169 | 8578691 |
| TOTAL GEN. | 8 | 8215828 | 355694 | 1000 | 8169 | 8578691 |
| TOTAL PUB. | 8 | 8215828 | 355694 | 1000 | 8169 | 8578691 |
| NOVA SCOTIA | | | | | | |
| NOUVELLE-ECOSSE | | | | | | |
| PUBLIC | | | | | | |
| GEN. NON-TEACH. NO LTU/NON-ENS. SANS UNITES A L.T. | | | | | | |
| 1 - 24 BEDS/LITS | 14 | 1767726 | 45237 | 12211 | 21941 | 1785949 |
| 25 - 49 BEDS/LITS | 5 | 1703602 | 87596 | | 17543 | 1808741 |
| 50 - 99 BEDS/LITS | 11 | 11805538 | 9271 | | 30416 | 11834339 |
| 100 - 199 BEDS/LITS | 7 | 15830189 | 63809 | | 107 | 15894105 |
| 200 + BEDS/LITS | 4 | 12134034 | 977611 | | 93089 | 13204734 |
| TOTAL | 41 | 43241089 | 1183524 | 12211 | 163096 | 44527868 |
| TOT. NON-TCH/NON-ENS | 41 | 43241089 | 1183524 | 12211 | 163096 | 44527868 |
| GEN. TEACH. FULL/ENSEIGN. COMPLET | | | | | | |
| 1 - 499 BEDS/LITS | 1 | 11872335 | 10118 | | 87173 | 11796456 |
| TOTAL | 1 | 11872335 | 10118 | | 87173 | 11796456 |
| TOTAL GEN. | 42 | 55113424 | 1193642 | 12211 | 250269 | 56324324 |
| CHILDRENS/PEDIATR. CONV./REHAB. OTHER/AUTRES | | | | | | |
| | 1 | 1368203 | 12631517 | 1324932 | 1533 | 12673255 |
| | 1 | 615178 | 21728 | | | 636906 |
| | 1 | 2662171 | | | | 2662171 |
| TOTAL PUB. | 46 | 59758976 | 13846887 | 1337143 | 251802 | 72296656 |
| NEW BRUNSWICK | | | | | | |
| NOUVEAU-BRUNSWICK | | | | | | |
| PUBLIC | | | | | | |
| GEN. NON-TEACH. NO LTU/NON-ENS. SANS UNITES A L.T. | | | | | | |
| 1 - 24 BEDS/LITS | 7 | 875185 | 5099 | | | 880284 |
| 25 - 49 BEDS/LITS | 9 | 4662963 | 10254 | | | 5066054 |
| 50 - 99 BEDS/LITS | 7 | 6844455 | 24076 | | 392837 | 6868531 |
| 100 - 199 BEDS/LITS | 6 | 11115023 | 412250 | | | 11527273 |
| 200 + BEDS/LITS | 3 | 9825468 | 57139 | | | 9882607 |
| TOTAL | 32 | 33323094 | 508818 | | 392837 | 34224749 |
| GEN. NON-TEACHING WITH LTU/NON-ENS. AVEC UNITES A L.T. | | | | | | |
| 200 + BEDS/LITS | 2 | 4719531 | 6893 | 92373 | | 4634051 |
| TOTAL | 2 | 4719531 | 6893 | 92373 | | 4634051 |
| TOT. NON-TCH/NON-ENS | 34 | 38042625 | 515711 | 92373 | 392837 | 38858800 |
| GEN. TEACH. PARTIAL/ENSEIGN. PARTIEL | | | | | | |
| 1 - 499 BEDS/LITS | 1 | 6055945 | | | | 6055945 |

TABLE 6. SUPPLEMENTARY DETAIL OF THE COST OF BUILDINGS AND BUILDING SERVICE EQUIPMENT
TABLEAU 6. DETAILS SUPPLEMENTAIRES SUR LE COUT DES BATIMENTS ET MATERIEL FIXE

| PROVINCE, TYPE OF HOSPITAL AND SIZE PROVINCE, AFFECTATION TAILLE DES HOPITAUX | HOSPITALS REPORTING HOPITAUX REpondANTS | BALANCE AT JANUARY 1 SOLDE AU 1ER JANVIER | ASSETS ACQUIRED DURING YEAR AVOIRS ACQUIS AU COURS DE L'ANNEE | ASSETS RETIRED DURING YEAR AVOIRS RADIES AU COURS DE L'ANNEE | ADJUSTMENTS REGULARI-SATIONS | BALANCE AT DECEMBER 31 SOLDE AU 31 DECEMBRE |
|--|--|--|--|---|---------------------------------|--|
| DOLLARS | | | | | | |
| NEW BRUNSWICK | | | | | | |
| NOUVEAU-BRUNSWICK | | | | | | |
| PUBLIC | | | | | | |
| GEN. TEACH. PARTIAL /ENSEIGN. PARTIEL | | | | | | |
| 500 + BEDS/LITS | 1 | 9250625 | 43302 | | | 9293927 |
| TOTAL | 2 | 15306570 | 43302 | | | 15349872 |
| TOTAL GEN. | 36 | 53349195 | 559013 | 92373 | 392837 | 54208672 |
| CONV./REHAB. CHRON./EXT. CARE/ SOINS PROLONGES | | | | | | |
| | 1 | 241201 | 5670 | | | 246871 |
| | 1 | 13430 | | | | 13430 |
| TOTAL PUB. | 38 | 53603826 | 564683 | 92373 | 392837 | 54468973 |
| ATLANTIC | | | | | | |
| ATLANTIQUE | | | | | | |
| PUBLIC | | | | | | |
| GEN. NON-TEACH. NO LTU/NON-ENS. SANS UNITES A L.T. | | | | | | |
| 1 - 24 BEDS/LITS | 34 | 6500162 | 239582 | 12211 | 21941 | 6712730 |
| 25 - 49 BEDS/LITS | 24 | 11310936 | 643695 | 1000 | 410380 | 12364011 |
| 50 - 99 BEDS/LITS | 21 | 23529100 | 33347 | | 30416 | 23581977 |
| 100 - 199 BEDS/LITS | 17 | 39761331 | 626327 | | 8276 | 40395934 |
| 200 + BEDS/LITS | 9 | 25661701 | 1050902 | | 93089 | 26805692 |
| TOTAL | 105 | 106763230 | 2593853 | 13211 | 564102 | 109860344 |
| GEN. NON-TEACHING WITH LTU/NON-ENS. AVEC UNITES A L.T. | | | | | | |
| 1 - 99 BEDS/LITS | 1 | 685493 | 1662 | | | 687155 |
| 100 - 199 BEDS/LITS | 1 | 2454524 | | | | 2454524 |
| 200 + BEDS/LITS | 2 | 4719531 | 6893 | 92373 | | 4634051 |
| TOTAL | 4 | 7859548 | 8555 | 92373 | | 7775730 |
| TOT. NON-TCH/NON-ENS | 109 | 114622778 | 2602408 | 105584 | 564102 | 117636074 |
| GEN. TEACH. FULL /ENSEIGN. COMPLET | | | | | | |
| 1 - 499 BEDS/LITS | 2 | 26174365 | 109805 | | 87173 | 26198173 |
| TOTAL | 2 | 26174365 | 109805 | | 87173 | 26198173 |
| GEN. TEACH. PARTIAL /ENSEIGN. PARTIEL | | | | | | |
| 1 - 499 BEDS/LITS | 3 | 19997948 | 130486 | 40701 | | 20087733 |
| 500 + BEDS/LITS | 1 | 9250625 | 43302 | | | 9293927 |
| TOTAL | 4 | 29248573 | 173788 | 40701 | | 29381660 |
| TOTAL GEN. | 115 | 170045716 | 2886001 | 146285 | 651275 | 173215907 |
| CHILDRENS/PEDIATR. CONV./REHAB. CHRON./EXT. CARE/ SOINS PROLONGES OTHER/AUTRES | | | | | | |
| | 2 | 6267220 | 12631517 | 1324932 | 1533 | 17572272 |
| | 4 | 1384658 | 27398 | | | 1412056 |
| | 1 | 13430 | | | | 13430 |
| | 1 | 2662171 | | | | 2662171 |
| TOTAL PUB. | 123 | 180373195 | 15544916 | 1471217 | 652808 | 194875836 |
| QUEBEC | | | | | | |
| PUBLIC | | | | | | |
| GEN. NON-TEACH. NO LTU/NON-ENS. SANS UNITES A L.T. | | | | | | |
| 1 - 24 BEDS/LITS | 9 | 2606714 | 1969 | 60 | 11411 | 2597590 |
| 25 - 49 BEDS/LITS | 13 | 3576775 | 144626 | | 246387 | 3481620 |
| 50 - 99 BEDS/LITS | 16 | 16759753 | 3216696 | 1159 | 472 | 19974818 |
| 100 - 199 BEDS/LITS | 29 | 55670865 | 839062 | | 116166 | 56626093 |
| 200 + BEDS/LITS | 18 | 99609833 | 764369 | 149123 | 41712 | 10022811 |
| TOTAL | 85 | 178223940 | 4966722 | 150342 | 416148 | 182902932 |
| GEN. NON-TEACHING WITH LTU/NON-ENS. AVEC UNITES A L.T. | | | | | | |
| 1 - 99 BEDS/LITS | 2 | 1496783 | | | | 1496783 |
| 100 - 199 BEDS/LITS | 2 | 1291494 | 2548436 | | | 3839930 |
| 200 + BEDS/LITS | 3 | 14579493 | 102533 | | | 14682026 |
| TOTAL | 7 | 17367770 | 2650969 | | | 20018739 |
| TOT. NON-TCH/NON-ENS | 92 | 195591710 | 7617691 | 150342 | 416148 | 202921671 |
| GEN. TEACH. FULL /ENSEIGN. COMPLET | | | | | | |
| 1 - 499 BEDS/LITS | 2 | 14123213 | 4719 | | 361442 | 14127932 |
| 500 + BEDS/LITS | 11 | 193507722 | 7841541 | 901 | 361442 | 201243750 |
| TOTAL | 13 | 207630935 | 7846260 | 901 | 361442 | 215371682 |
| GEN. TEACH. PARTIAL /ENSEIGN. PARTIEL | | | | | | |
| 1 - 499 BEDS/LITS | 12 | 69258254 | 9033202 | | 1332933 | 79624389 |
| 500 + BEDS/LITS | 1 | 28901455 | 83646 | | | 28985101 |
| TOTAL | 13 | 98159709 | 9116848 | | 1332933 | 108609490 |
| TOTAL GEN. | 118 | 501382354 | 24580799 | 151243 | 2110523 | 526902843 |
| CHILDRENS/PEDIATR. CONV./REHAB. CHRON./EXT. CARE/ SOINS PROLONGES OTHER/AUTRES | | | | | | |
| | 2 | 42072454 | 93876 | | | 42166330 |
| | 5 | 10627481 | 24193 | | 4778 | 10656452 |
| | 24 | 23765230 | 386396 | 40369 | 51767 | 24162824 |
| | 6 | 17310686 | 2304337 | | | 19926171 |
| TOTAL PUB. | 155 | 595158205 | 27389601 | 191612 | 2490478 | 623814620 |
| ONTARIO | | | | | | |
| PUBLIC | | | | | | |
| GEN. NON-TEACH. NO LTU/NON-ENS. SANS UNITES A L.T. | | | | | | |
| 1 - 24 BEDS/LITS | 4 | 695673 | | | | 695673 |
| 25 - 49 BEDS/LITS | 20 | 10945551 | 186209 | 32446 | | 11099314 |
| 50 - 99 BEDS/LITS | 15 | 12663910 | 152430 | | 184143 | 12977025 |

TABLE 6. SUPPLEMENTARY DETAIL OF THE COST OF BUILDINGS AND BUILDING SERVICE EQUIPMENT
TABLEAU 6. DETAILS SUPPLEMENTAIRES SUR LE COUT DES BATIMENTS ET MATERIEL FIXE

| PROVINCE, TYPE OF HOSPITAL AND SIZE PROVINCE, AFFECTATION TAILLE DES HOPITAUX | HOSPITALS REPORTING HOPITAUX REpondANTS | BALANCE JANUARY 1 SOLDE AU 1ER JANVIER | ASSETS ACQUIRED DURING YEAR AVOIRS ACQUIS AU COURS DE L'ANNEE | ASSETS RETIRED DURING YEAR AVOIRS RADIE AU COURS DE L'ANNEE | ADJUSTMENTS REGULARI-SATIONS | BALANCE AT DECEMBER 31 SOLDE AU 31 DECEMBRE |
|--|--|---|--|--|---------------------------------|--|
| DOLLARS | | | | | | |
| ONTARIO PUBLIC | | | | | | |
| GEN. NON-TEACH. NO LTU/NON-ENS. SANS UNITES A L.T. | | | | | | |
| 100 - 199 BEDS/LITS | 19 | 37956440 | 4611603 | 4544 | 324021 | 42550758 |
| 200 + BEDS/LITS | 27 | 140036917 | 887523 | 20000 | 4650866 | 145273772 |
| TOTAL | 85 | 202298491 | 5837765 | 56990 | 5159030 | 212596542 |
| GEN. NON-TEACHING WITH LTU/NON-ENS. AVEC UNITES A L.T. | | | | | | |
| 1 - 99 BEDS/LITS | 34 | 30610321 | 4622791 | 103969 | 433 | 35128710 |
| 100 - 199 BEDS/LITS | 17 | 28701217 | 2586238 | 11290 | | 31256165 |
| 200 + BEDS/LITS | 27 | 15315233 | 9284636 | 12040 | 333423 | 162658446 |
| TOTAL | 78 | 212466771 | 16473665 | 127299 | 333856 | 229043321 |
| TOT. NON-TCH/NON-ENS | 163 | 414765262 | 22311430 | 184289 | 5492886 | 441639863 |
| GEN. TEACH. FULL/ENSEIGN. COMPLET | | | | | | |
| 1 - 499 BEDS/LITS | 3 | 19906452 | 420922 | 15086 | | 20312288 |
| 500 + BEDS/LITS | 13 | 159578269 | 5579352 | 20794 | 338036 | 164805934 |
| TOTAL | 13 | 179484721 | 6000317 | 35880 | 338036 | 185118222 |
| GEN. TEACH. PARTIAL/ENSEIGN. PARTIEL | | | | | | |
| 1 - 499 BEDS/LITS | 3 | 8383609 | 4656 | | | 8388265 |
| 500 + BEDS/LITS | 2 | 21698529 | 502366 | 13404 | 889 | 22188380 |
| TOTAL | 5 | 30082138 | 507022 | 13404 | 889 | 30576645 |
| TOTAL GEN. | 181 | 624332121 | 28818769 | 233573 | 5831811 | 657334730 |
| CHILDRENS/PEDIATR. CONV./REHAB. | 1 | 29120927 | 467297 | | 617555 | 28970669 |
| CHRON./EXT. CARE/SOINS PROLONGES | 6 | 9268031 | 461680 | 510 | 32824 | 9699525 |
| OTHER/AUTRES | 15 | 25927040 | 1082515 | | 21145 | 27029950 |
| TOTAL PUB. | 2 | 12479953 | 17502 | | | 12497455 |
| TOTAL PUB. | 205 | 701128072 | 30847763 | 234083 | 6503335 | 735532329 |
| MANITOBA PUBLIC | | | | | | |
| GEN. NON-TEACH. NO LTU/NON-ENS. SANS UNITES A L.T. | | | | | | |
| 1 - 24 BEDS/LITS | 43 | 6719175 | 379254 | 159286 | 55845 | 6952522 |
| 25 - 49 BEDS/LITS | 14 | 4016768 | 61722 | 162099 | 62410 | 3862321 |
| 50 - 99 BEDS/LITS | 8 | 4729618 | 16123 | 3490 | 1107 | 4741144 |
| 100 - 199 BEDS/LITS | 2 | 1462669 | 353 | | 740676 | 722346 |
| 200 + BEDS/LITS | 2 | 7870865 | 18634 | | 9488 | 7898987 |
| TOTAL | 69 | 24799095 | 476086 | 324875 | 869526 | 24177320 |
| GEN. NON-TEACHING WITH LTU/NON-ENS. AVEC UNITES A L.T. | | | | | | |
| 1 - 99 BEDS/LITS | 3 | 3182695 | 5689 | | 3374 | 3189932 |
| 100 - 199 BEDS/LITS | 1 | 1729958 | 5689 | | 3374 | 4919890 |
| TOTAL | 4 | 4912653 | | | | |
| TOT. NON-TCH/NON-ENS | 73 | 29711748 | 481775 | 324875 | 872900 | 29097210 |
| GEN. TEACH. FULL/ENSEIGN. COMPLET | | | | | | |
| 500 + BEDS/LITS | 2 | 24277891 | 989419 | | 50520 | 25317830 |
| TOTAL | 2 | 24277891 | 989419 | | 50520 | 25317830 |
| GEN. TEACH. PARTIAL/ENSEIGN. PARTIEL | | | | | | |
| 1 - 499 BEDS/LITS | 1 | 7802880 | 2165 | | | 7805045 |
| TOTAL | 1 | 7802880 | 2165 | | | 7805045 |
| TOTAL GEN. | 76 | 61792519 | 1473359 | 324875 | 923420 | 62220085 |
| CHILDRENS/PEDIATR. CONV./REHAB. | 1 | 3351322 | 8596 | | 65003 | 3294915 |
| CHRON./EXT. CARE/SOINS PROLONGES | 2 | 2372848 | 12806 | | 2779 | 2385654 |
| TOTAL PUB. | 80 | 70110386 | 1496002 | 324875 | 991202 | 70495539 |
| SASKATCHEWAN PUBLIC | | | | | | |
| GEN. NON-TEACH. NO LTU/NON-ENS. SANS UNITES A L.T. | | | | | | |
| 1 - 24 BEDS/LITS | 78 | 15309681 | 405720 | 106249 | 22348 | 15597090 |
| 25 - 49 BEDS/LITS | 31 | 15292797 | 644091 | 81280 | | 15855608 |
| 50 - 99 BEDS/LITS | 8 | 9628543 | 53772 | 5622 | | 9672693 |
| 100 - 199 BEDS/LITS | 6 | 9563249 | 4933 | 56860 | | 9511302 |
| 200 + BEDS/LITS | 1 | 2513626 | | 369754 | | 2143872 |
| TOTAL | 124 | 52307896 | 1108516 | 623785 | 22348 | 52780565 |
| GEN. NON-TEACHING WITH LTU/NON-ENS. AVEC UNITES A L.T. | | | | | | |
| 200 + BEDS/LITS | 2 | 7735845 | 88273 | | | 7824118 |
| TOTAL | 2 | 7735845 | 88273 | | | 7824118 |
| TOT. NON-TCH/NON-ENS | 126 | 60043741 | 1196789 | 623785 | 22348 | 60604683 |
| GEN. TEACH. FULL/ENSEIGN. COMPLET | | | | | | |
| 500 + BEDS/LITS | 1 | 12496639 | 54177 | | | 12550816 |
| TOTAL | 1 | 12496639 | 54177 | | | 12550816 |
| GEN. TEACH. PARTIAL/ENSEIGN. PARTIEL | | | | | | |
| 1 - 499 BEDS/LITS | 3 | 14169795 | 70123 | | | 14239918 |
| 500 + BEDS/LITS | 1 | 5620199 | 29128 | | | 5649327 |
| TOTAL | 4 | 19789994 | 99251 | | | 19883245 |
| TOTAL GEN. | 131 | 92330374 | 1350217 | 623785 | 22348 | 93044744 |

TABLE 6. SUPPLEMENTARY DETAIL OF THE COST OF BUILDINGS AND BUILDING SERVICE EQUIPMENT
 TABLEAU 6. DETAILS SUPPLEMENTAIRES SUR LE COUT DES BATIMENTS ET MATERIEL FIXE

| PROVINCE, TYPE OF HOSPITAL AND SIZE PROVINCE, AFFECTATION TAILLE DES HOPITAUX | HOSPITALS REPORTING HOPITAUX REPONDANTS | BALANCE AT JANUARY 1 SOLDE AU 1ER JANVIER | ASSETS ACQUIRED DURING YEAR AVOIRS ACQUIS AU COURS DE L'ANNEE | ASSETS RETIRED DURING YEAR AVOIRS RADIES AU COURS DE L'ANNEE | ADJUSTMENTS REGULARISATIONS | BALANCE AT DECEMBER 31 SOLDE AU 31 DECEMBRE |
|--|--|--|--|---|--------------------------------|--|
| DOLLARS | | | | | | |
| SASKATCHEWAN PUBLIC | | | | | | |
| OTHER/AUTRES | 1 | 7996 | | | | 7996 |
| TOTAL PUB. | 132 | 92338370 | 1350217 | 623785 | 22348 | 93052740 |
| ALBERTA PUBLIC | | | | | | |
| GEN. NON-TEACH. NO LTU/NON-ENS. SANS UNITES A L.T. | | | | | | |
| 1 - 24 BEDS/LITS | 24 | 2557127 | 2936 | 970 | | 2559093 |
| 25 - 49 BEDS/LITS | 47 | 17870850 | 1176313 | 98336 | 89212 | 18859615 |
| 50 - 99 BEDS/LITS | 28 | 20462865 | 1553999 | 802436 | 207232 | 21363290 |
| 100 - 199 BEDS/LITS | 6 | 14310632 | 1617456 | 125 | | 15927863 |
| 200 + BEDS/LITS | 5 | 9803663 | | | | 9803663 |
| TOTAL | 108 | 65005137 | 4350704 | 901867 | 296444 | 68513624 |
| GEN. NON-TEACHING WITH LTU/NON-ENS. AVEC UNITES A L.T. | | | | | | |
| 1 - 99 BEDS/LITS | 1 | 667913 | 10330 | | | 678243 |
| TOTAL | 1 | 667913 | 10330 | | | 678243 |
| TOT. NON-TCH/NON-ENS | 109 | 65673050 | 4361034 | 901867 | 296444 | 69191867 |
| GEN. TEACH. FULL/ENSEIGN. COMPLET | | | | | | |
| 500 + BEDS/LITS | 5 | 86008163 | 4016536 | | | 90024699 |
| TOTAL | 5 | 86008163 | 4016536 | | | 90024699 |
| GEN. TEACH. PARTIAL/ENSEIGN. PARTIEL | | | | | | |
| 500 + BEDS/LITS | 2 | 25790596 | 235087 | 750 | | 26024933 |
| TOTAL | 2 | 25790596 | 235087 | 750 | | 26024933 |
| TOTAL GEN. | 116 | 177471809 | 8612657 | 902617 | 296444 | 185241499 |
| CHILDRENS/PEDIATR. CONV./REHAB. | 1 | 1627920 | 14446 | | 10000 | 1632366 |
| CHRON./EXT. CARE/SOINS PROLONGES | 26 | 4581691 | 11374 | 35000 | | 4588065 |
| OTHER/AUTRES | 1 | 1729847 | 168 | 1966 | 2227727 | 20587804 |
| TOTAL PUB. | 145 | 203753420 | 8658535 | 939583 | 2534171 | 213749749 |
| PRAIRIES PUBLIC | | | | | | |
| GEN. NON-TEACH. NO LTU/NON-ENS. SANS UNITES A L.T. | | | | | | |
| 1 - 24 BEDS/LITS | 145 | 24585983 | 787910 | 266505 | 78193 | 25108705 |
| 25 - 49 BEDS/LITS | 92 | 37180415 | 1882126 | 341715 | 151622 | 38577544 |
| 50 - 99 BEDS/LITS | 44 | 34821026 | 1623894 | 815348 | 208339 | 35777127 |
| 100 - 199 BEDS/LITS | 14 | 25356550 | 1622742 | 57005 | | 26161611 |
| 200 + BEDS/LITS | 6 | 20188154 | 18634 | 369754 | 9488 | 19846522 |
| TOTAL | 301 | 142112128 | 5935306 | 1850527 | 1188318 | 145471509 |
| GEN. NON-TEACHING WITH LTU/NON-ENS. AVEC UNITES A L.T. | | | | | | |
| 1 - 99 BEDS/LITS | 4 | 3850608 | 16019 | | 3374 | 3868175 |
| 100 - 199 BEDS/LITS | 2 | 1729958 | | | | 1729958 |
| 200 + BEDS/LITS | 2 | 7735845 | 88273 | | | 7824118 |
| TOTAL | 7 | 13316411 | 104292 | | 3374 | 13422251 |
| TOT. NON-TCH/NON-ENS | 308 | 155428539 | 6039598 | 1850527 | 1191692 | 158893760 |
| GEN. TEACH. FULL/ENSEIGN. COMPLET | | | | | | |
| 500 + BEDS/LITS | 8 | 122782693 | 5060132 | | 50520 | 127893345 |
| TOTAL | 8 | 122782693 | 5060132 | | 50520 | 127893345 |
| GEN. TEACH. PARTIAL/ENSEIGN. PARTIEL | | | | | | |
| 1 - 499 BEDS/LITS | 4 | 21972675 | 72288 | | | 22044963 |
| 500 + BEDS/LITS | 3 | 31410795 | 264215 | 750 | | 31674260 |
| TOTAL | 7 | 53383470 | 336503 | 750 | | 53719223 |
| TOTAL GEN. | 323 | 331594702 | 11436233 | 1851277 | 1242212 | 340506328 |
| CHILDRENS/PEDIATR. CONV./REHAB. | 2 | 4979242 | 23042 | | 75003 | 4972281 |
| CHRON./EXT. CARE/SOINS PROLONGES | 28 | 6954539 | 24180 | 35000 | 2230506 | 74943719 |
| OTHER/AUTRES | 2 | 20935850 | 21131 | 1966 | | 23182689 |
| TOTAL PUB. | 357 | 1737843 | 168 | | | 1738011 |
| TOTAL PUB. | 357 | 366202176 | 11504754 | 1888243 | 3547721 | 377298028 |
| BRITISH COLUMBIA COLOMBIE BRITANNIQUE PUBLIC | | | | | | |
| GEN. NON-TEACH. NO LTU/NON-ENS. SANS UNITES A L.T. | | | | | | |
| 1 - 24 BEDS/LITS | 13 | 2629709 | 42171 | | | 2671880 |
| 25 - 49 BEDS/LITS | 27 | 10792730 | 2510848 | 133553 | 631096 | 13804621 |
| 50 - 99 BEDS/LITS | 12 | 11325548 | 66123 | | 2372734 | 13762807 |
| 100 - 199 BEDS/LITS | 10 | 16983410 | 2242574 | | | 19225984 |
| 200 + BEDS/LITS | 5 | 14396936 | 8031294 | 201406 | | 22226824 |
| TOTAL | 67 | 56131833 | 12893010 | 334959 | 3003830 | 71692116 |
| GEN. NON-TEACHING WITH LTU/NON-ENS. AVEC UNITES A L.T. | | | | | | |
| 1 - 99 BEDS/LITS | 2 | 3274185 | 3889 | 1500 | 32838 | 3243736 |
| 100 - 199 BEDS/LITS | 6 | 23884038 | 46609 | | 11236 | 23906759 |
| 200 + BEDS/LITS | 4 | 13248265 | 3189843 | | | 16438108 |
| TOTAL | 14 | 40406488 | 3240341 | 1500 | 21602 | 43588603 |
| TOT. NON-TCH/NON-ENS | 81 | 96538321 | 16133351 | 336459 | 3025432 | 115280719 |

TABLE 6. SUPPLEMENTARY DETAIL OF THE COST OF BUILDINGS AND BUILDING SERVICE EQUIPMENT
TABLEAU 6. DETAILS SUPPLEMENTAIRES SUR LE COUT DES BATIMENTS ET MATERIEL FIXE

| PROVINCE, TYPE OF HOSPITAL AND SIZE PROVINCE, AFFECTATION TAILLE DES HOPITAUX | HOSPITALS REPORTING HOPITAUX REPONDANTS | BALANCE AT JANUARY 1 SOLDE AU 1ER JANVIER | ASSETS ACQUIRED DURING YEAR AVOIRS ACQUIS AU COURS DE L'ANNEE | ASSETS RETIRED DURING YEAR AVOIRS RADIES AU COURS DE L'ANNEE | ADJUSTMENTS REGULARISATIONS | BALANCE AT DECEMBER 31 SOLDE AU 31 DECEMBRE |
|--|--|--|--|---|--------------------------------|--|
| DOLLARS | | | | | | |
| BRITISH COLUMBIA COLOMBIE BRITANNIQUE | | | | | | |
| PUBLIC | | | | | | |
| GEN. TEACH. FULL/ENSEIGN. COMPLET 500 + BEDS/LITS | 1 | 24476869 | 665310 | | | 25142179 |
| TOTAL | 1 | 24476869 | 665310 | | | 25142179 |
| GEN. TEACH. PARTIAL/ENSEIGN. PARTIEL 1 - 499 BEDS/LITS | 4 | 23064185 | 508403 | | | 23572588 |
| 500 + BEDS/LITS | 1 | 6499140 | 54766 | 263 | | 6553643 |
| TOTAL | 5 | 29563325 | 563169 | 263 | | 30126231 |
| TOTAL GEN. | 87 | 150578515 | 17361830 | 336722 | 3025432 | 170549129 |
| CONV./REHAB. CHRON./EXT. CARE/SOINS PROLONGES OTHER/AUTRES | 5 | 3439271 | 18402 | 515 | | 3457158 |
| | 5 | 2147801 | 20336 | | 696 | 2167441 |
| | 2 | 3458408 | 110495 | | | 3568903 |
| TOTAL PUB. | 99 | 159623995 | 17511063 | 337237 | 3026128 | 179742631 |
| NORTHWEST TERR. TERR. DU NORD-OUEST | | | | | | |
| PUBLIC | | | | | | |
| GEN. NON-TEACH. NO LTU/NON-ENS. SANS UNITES A L.T. | 1 | 497551 | | | | 497551 |
| 1 - 24 BEDS/LITS | 3 | 2333924 | 1650 | 2000 | 28955 | 2304619 |
| 25 - 49 BEDS/LITS | 4 | 2831475 | 1650 | 2000 | 28955 | 2802170 |
| GEN. NON-TEACHING WITH LTU/NON-ENS. AVEC UNITES A L.T. | 1 | 344467 | | | | 344467 |
| 1 - 99 BEDS/LITS | 1 | 344467 | | | | 344467 |
| TOT. NON-TCH/NON-ENS | 5 | 3175942 | 1650 | 2000 | 28955 | 3146637 |
| TOTAL GEN. | 5 | 3175942 | 1650 | 2000 | 28955 | 3146637 |
| TOTAL PUB. | 5 | 3175942 | 1650 | 2000 | 28955 | 3146637 |
| CANADA | | | | | | |
| PUBLIC | | | | | | |
| GEN. NON-TEACH. NO LTU/NON-ENS. SANS UNITES A L.T. | 206 | 37515792 | 1071632 | 278776 | 111545 | 38284129 |
| 1 - 24 BEDS/LITS | 179 | 76143831 | 5369154 | 510714 | 1468440 | 81631729 |
| 25 - 49 BEDS/LITS | 108 | 99099337 | 5092490 | 816707 | 2796104 | 106073754 |
| 50 - 99 BEDS/LITS | 89 | 175708596 | 9942308 | 61549 | 1189139 | 184360380 |
| 100 - 199 BEDS/LITS | 65 | 299893541 | 10752722 | 740283 | 4795135 | 314375621 |
| 200 + BEDS/LITS | 647 | 688361097 | 32228306 | 2408029 | 10360383 | 725325613 |
| GEN. NON-TEACHING WITH LTU/NON-ENS. AVEC UNITES A L.T. | 44 | 40261857 | 4644361 | 105469 | 36645 | 44769026 |
| 1 - 99 BEDS/LITS | 29 | 58061231 | 5161283 | 11290 | 11236 | 63187336 |
| 100 - 199 BEDS/LITS | 38 | 193438367 | 12672178 | 104413 | 333423 | 206236749 |
| 200 + BEDS/LITS | 111 | 291761455 | 22477822 | 221172 | 358832 | 314193111 |
| TOT. NON-TCH/NON-ENS | 758 | 980122552 | 54706128 | 2629201 | 10719215 | 1039518724 |
| GEN. TEACH. FULL/ENSEIGN. COMPLET 1 - 499 BEDS/LITS | 7 | 60204030 | 535446 | 15086 | 87173 | 60638393 |
| 500 + BEDS/LITS | 30 | 500345553 | 19146378 | 21695 | 749998 | 519085208 |
| TOTAL | 37 | 560549583 | 19681824 | 36781 | 837171 | 579723601 |
| GEN. TEACH. PARTIAL/ENSEIGN. PARTIEL 1 - 499 BEDS/LITS | 26 | 142676671 | 9749035 | 40701 | 1332933 | 153717938 |
| 500 + BEDS/LITS | 8 | 97760544 | 948295 | 14417 | 889 | 98695311 |
| TOTAL | 34 | 240437215 | 10697330 | 55118 | 1333822 | 252413249 |
| TOTAL GEN. | 829 | 1781109350 | 85085282 | 2721100 | 12890208 | 1871655574 |
| CHILDRENS/PEDIATR. CONV./REHAB. CHRON./EXT. CARE/SOINS PROLONGES OTHER/AUTRES | 7 | 82439843 | 13215732 | 1324932 | 694091 | 93636552 |
| | 22 | 31673980 | 555853 | 36025 | 37602 | 32168910 |
| | 73 | 72789351 | 1510378 | 42335 | 2304114 | 76556334 |
| | 13 | 37649061 | 2432502 | | 323410 | 40392711 |
| TOTAL PUB. | 944 | 2005661585 | 102799747 | 4124392 | 16249425 | 2114410081 |

TABLE 7. BUILDINGS AND BUILDING SERVICE EQUIPMENT COST PER RATED BED
 TABLEAU 7. COUT DES BATIMENTS ET DU MATERIEL FIXE PAR LIT (CAPACITE THEORIQUE)

| TYPE AND SIZE AFFECTATION ET TAILLE | CANADA * | N.F.L.D. T.-N. | P.-E.-I. I.-P.-E. | N.-S. N.-E. | N.B. | ATLANTIC ATLAN- TIQUE | QUEBEC | ONTARIO | MANITOBA | SASK. | ALBERTA | PRAIRIES | B.-C. C.-B. | |
|--|--|--|---|---|---|--|--|--|--|--|---|--|--|---------|
| PUB. GEN. NON-TCH NO L.TU/NON-ENS. SANS UNIT. A L.T. | | | | | | | | | | | | | | |
| 1 - 24 BEDS/LITS | Q1 6362.96 MED 9975.88 MN. 11924.68 Q3 14907.91 | 10579.75 13657.23 21506.18 20425.21 | 5790.91 | 3607.63 6868.87 8885.32 9392.05 | 6631.89 9780.93 | 4626.40 9392.05 13318.91 16685.27 | 2894.70 9796.67 15936.13 12530.57 | 9228.77 9529.77 | 6200.86 8519.09 13009.10 10149.67 12118.17 | 9062.51 13009.10 5438.42 13851.32 16197.79 | 3128.57 5438.42 6612.64 8789.47 | 7232.29 10286.03 14143.22 14495.69 | 1746.64 9438.86 10730.44 13451.80 | |
| 25 - 49 BEDS/LITS | Q1 7578.30 MED 12478.15 MN. 13321.10 Q3 16424.52 | 8877.09 11934.90 18292.81 14459.38 | 8757.37 | 9072.21 11028.91 | 7690.61 14739.15 15305.30 16637.16 | 7073.77 12002.21 14896.40 16695.74 | 2740.30 5753.13 7912.77 10917.35 | 9063.28 14053.97 14489.97 17676.57 | 4710.19 8395.86 16129.73 8200.26 9942.87 | 10040.95 16129.73 12893.93 14846.07 17994.92 | 8314.66 12893.93 12358.89 14687.97 | 8158.00 12686.04 12586.47 16129.73 | 3957.03 12808.44 15169.91 21703.44 | |
| 50 - 99 BEDS/LITS | Q1 8104.26 MED 12962.26 MN. 14262.98 Q3 16906.03 | 37241.38 | 9319.02 | 7306.47 15317.23 14206.89 17020.34 | 15078.38 13008.58 | 8999.55 15078.38 15372.87 16369.41 | 7561.47 14173.98 17645.24 22174.30 | 10380.17 12444.19 15599.87 13440.68 | 5921.73 7339.40 16441.20 8463.22 | 9418.81 16441.20 15792.87 21290.19 | 7809.69 11340.28 12313.14 15834.64 | 7767.90 10551.02 12324.19 16246.10 | 5575.13 17215.70 16763.47 21703.44 | |
| 100 - 199 BEDS/LITS | Q1 11943.69 MED 14922.28 MN. 15595.31 Q3 19609.90 | 26189.37 24260.36 | 12297.67 | 14922.28 15341.80 | 15076.30 15640.80 | 12503.93 14922.28 16824.63 17314.74 | 10275.90 14507.66 15193.48 20821.21 | 11736.49 15103.37 16340.94 18244.37 | 3009.78 | 10494.66 11500.97 | 18712.26 18350.19 | 7306.94 12996.00 13520.21 18712.26 | 10378.21 13350.78 16115.66 18514.58 | |
| 200 + BEDS/LITS | Q1 12805.84 MED 15820.80 MN. 16552.68 Q3 18623.30 | 4466.95 | 10988.58 | 14848.49 15125.70 | 14906.22 14097.87 | 9864.08 14378.18 12918.41 15215.66 | 14535.96 20322.58 15748.75 25890.90 | 12102.97 15909.87 15748.75 17110.84 | 12380.86 | 8440.44 | 14073.09 14720.21 | 12993.22 12993.22 | 16519.27 18174.02 | |
| TOTAL | Q1 7945.72 MED 12623.14 MN. 15215.96 Q3 16882.27 | 9148.15 12623.14 19564.26 24588.75 | 9319.02 10687.90 | 6078.76 13764.35 14331.47 16884.24 | 9489.24 14870.37 14337.98 16461.40 | 7136.28 12717.70 14959.20 17110.25 | 8113.62 14181.52 17566.55 21714.57 | 10833.62 14232.56 15507.25 16952.42 | 6031.42 8463.22 9206.90 11558.12 | 9069.24 13621.52 13705.21 17100.60 | 7372.94 11030.62 14276.78 14653.53 | 7809.69 1177.85 11476.85 15518.60 | 6405.48 14057.19 16308.49 20615.72 | |
| -WITH L.TU/AVEC UNITES A L.T. | | | | | | | | | | | | | | |
| 1 - 99 BEDS/LITS | Q1 9893.42 MED 15342.91 MN. 15571.84 Q3 20481.99 | 10736.80 | | | | 10736.80 | 12903.30 | 9837.09 15847.04 13284.06 20555.60 | 11249.29 12364.08 | | 11118.74 | 11184.02 12125.94 | 21770.04 | |
| 100 - 199 BEDS/LITS | Q1 12187.80 MED 13695.19 MN. 15709.30 Q3 16422.04 | | 15534.96 | | | 15534.96 | 13421.89 | 12152.09 13284.06 13732.94 15414.51 | 12445.74 | | | 12445.74 | 11792.70 18755.75 20089.71 27301.55 | |
| 200 + BEDS/LITS | Q1 12053.87 MED 17163.44 MN. 16236.56 Q3 21105.92 | | | | 7621.79 | 7621.79 | 12075.46 13167.74 | 15444.40 17546.99 17592.30 21999.83 | | 15075.37 | | 15075.37 | 14629.23 13540.45 | |
| TOTAL | Q1 11541.38 MED 15721.95 MN. 16033.44 Q3 20308.82 | 10736.80 | 15534.96 | | 7621.79 | 9266.14 9368.35 | 12748.68 13164.17 | 12156.27 16262.81 16700.21 20169.46 | 11847.52 12392.67 | 15075.37 | 11118.74 | 11249.29 13738.23 | 11912.49 16983.41 17073.88 22987.46 | |
| -TOTAL NON-TEACH/ NON-ENSEIGNANT | Q1 8436.19 MED 13118.16 MN. 15454.71 Q3 17271.21 | 9403.25 11983.52 19142.96 23657.42 | 4467.62 10153.80 11735.56 12297.67 | 6078.76 13764.35 14331.47 16884.24 | 7601.36 14786.83 12974.56 16439.04 | 7344.66 12623.14 14391.49 17001.28 | 8003.61 10752.60 17066.90 21881.66 | 11509.88 15075.52 16115.46 18126.05 | 6031.42 8463.22 9625.28 11923.35 | 9062.51 13621.52 13705.21 17139.00 | 7405.91 11211.74 11257.74 14633.64 | 7825.43 11221.07 12573.74 15590.00 | 6375.32 15240.93 16589.54 20761.01 | |
| -GEN TCH FULL/ ENS COMPLETE | | | | | | | | | | | | | | |
| 1 - 499 BEDS/LITS | Q1 24473.98 MED 24091.53 MN. 24091.53 Q3 24091.53 | 40682.82 | | 24473.98 | | 31337.53 | 19379.88 | 18432.29 21336.44 | | | | | | |
| 500 + BEDS/LITS | Q1 16989.83 MED 20960.69 MN. 21946.78 Q3 27092.65 | | | | | | 18103.26 21207.97 25691.78 27577.47 | 16989.83 19620.84 20404.35 22106.79 | 15580.20 | 22986.84 | 23664.28 23634.73 | 15860.76 21248.25 21386.85 23664.28 | 14269.11 | |
| TOTAL | Q1 16938.22 MED 21207.97 MN. 22153.07 Q3 27744.94 | 40682.82 | | 24473.98 | | 31337.53 | 16638.78 21207.97 25154.37 27785.12 | 16938.22 18432.29 20502.63 22243.82 | 15580.20 | 22986.84 | 23664.28 23634.73 | 15860.76 21248.25 21386.85 23664.28 | 14269.11 | |
| -GEN TCH PART./ ENS PARTIEL | | | | | | | | | | | | | | |
| 1 - 499 BEDS/LITS | Q1 12733.39 MED 18169.97 MN. 18169.97 Q3 21847.96 | 25419.91 | | | 16456.37 | 20966.25 21834.49 | 14768.30 19721.80 21042.39 23535.33 | 12194.52 12482.54 | 30252.11 | 14555.69 12601.70 | | 16051.23 15882.54 | 13697.85 13898.93 | |
| 500 + BEDS/LITS | Q1 9295.95 MED 17451.96 MN. 18016.67 Q3 18181.86 | | | | 12908.23 | 12908.23 | 41407.29 | 18505.74 | | 8199.31 | 17764.46 | | 16989.86 14704.86 | 9295.95 |
| TOTAL | Q1 12551.38 MED 17268.41 MN. 18109.72 Q3 20449.11 | 25419.91 | | | 14108.34 | 18711.31 17915.65 | 15026.27 19931.96 24221.56 24410.76 | 17914.05 16342.41 | 30252.11 | 11377.50 10934.16 | 17764.46 | 16989.86 15166.35 | 10884.68 12547.37 | |
| -TOTAL GEN. | Q1 8728.74 MED 13278.73 MN. 17444.80 Q3 18169.78 | 10072.87 13657.23 24078.42 26022.05 | 4467.62 10153.80 11735.56 12297.67 | 6120.76 14071.27 15693.60 17190.10 | 7795.47 14786.83 13276.68 16456.37 | 7649.10 13657.23 16264.40 17202.15 | 9744.03 15089.11 21154.13 22669.95 | 11979.45 15556.10 17174.59 18572.52 | 6078.02 8578.41 12682.45 12352.67 | 9023.06 13653.89 17611.53 17352.58 | 7767.90 11729.09 11814.98 15019.53 | 7920.93 11532.95 15367.79 15896.00 | 6830.58 14269.11 15348.19 20615.72 | |
| -CHILDRENS/ PEDIATR. | Q1 27028.90 MED 31400.59 MN. 31400.59 Q3 31400.59 | 17496.49 | | 39114.98 | | 20993.17 | 35613.45 | 34737.01 | 14202.22 | | 12752.86 | | 13686.89 | |
| -CONV./ REHAB. | Q1 7670.82 MED 10941.41 MN. 12497.63 Q3 12163.57 | 9433.55 | | 6634.44 | 12343.55 | 8900.69 8209.63 | 11983.59 13930.00 | 11185.36 14853.79 | 10650.24 | | 11226.76 | 11021.78 | 10857.43 9765.98 | |
| CHRON./EXT CARE/SOINS PROLONGES | Q1 4734.92 MED 7695.52 MN. 7379.80 Q3 8966.61 | | | | 158.00 | 158.00 | 4381.68 5162.98 8667.82 9323.38 | 4065.05 7651.50 6803.41 9457.30 | 4368.49 | | 7606.24 8022.51 8325.03 8978.57 | 7578.00 7955.42 7585.75 8860.50 | 3978.16 14184.76 14889.22 | |
| OTHER/ AUTRES | Q1 14651.70 MED 23983.52 MN. 23983.52 Q3 26266.61 | | 23983.52 | | | 23983.52 | 24616.05 25127.58 | 46632.29 | | 28.15 | 17300.15 | 4526.07 | 23952.37 | |
| TOTAL PUB. | Q1 8165.82 MED 13070.63 MN. 13020.63 Q3 17821.16 | 9793.46 13657.23 23607.43 25687.40 | 4467.62 10153.80 11735.56 12297.67 | 6120.76 14071.27 15693.60 17318.84 | 7601.36 13823.69 13005.96 16436.53 | 7649.10 12908.23 16767.84 17297.96 | 7802.31 14705.55 20501.66 22486.27 | 10861.16 15075.52 16711.03 18432.29 | 6078.02 8576.41 11836.50 12352.67 | 8966.38 13621.22 13256.43 17255.39 | 7746.63 9908.50 15689.21 14573.84 | 7807.87 10896.22 14184.76 15518.00 | 6473.17 14057.19 14889.22 19976.94 | |
| PRIVATE/ PRIVES | MED | | | | | | | | | | | | | |
| FEDERAL/ FEDERAUX | MED | | | | | | | | | | | | | |

* INCLUDES YUKON & NORTHWEST TERRITORIES. - Y COMPRIS LE YUKON ET LES TERRITOIRES DU NORD-OUEST.

TABLE 8. SUPPLEMENTARY DETAIL OF THE COST OF MAJOR EQUIPMENT (SHAREABLE)
TABLEAU 8. DETAILS SUPPLEMENTAIRES SUR LE COUT DU GROS MATERIEL (COUT PARTAGEABLE)

| PROVINCE, TYPE OF HOSPITAL AND SIZE PROVINCE, AFFECTATION TAILLE DES HOPITAUX | HOSPITALS REPORTING HOPITAUX REPONDANTS | BALANCE AT JANUARY 1 SOLDE AU 1ER JANVIER | ASSETS ACQUIRED DURING YEAR AVOIRS ACQUIS AU COURS DE L'ANNEE | ASSETS RETIRED DURING YEAR AVOIRS RADIE AU COURS DE L'ANNEE | ADJUSTMENTS REGULARISATIONS | BALANCE AT DECEMBER 31 SOLDE AU 31 DECEMBRE |
|--|--|--|--|--|--------------------------------|--|
| DOLLARS | | | | | | |
| NEWFOUNDLAND | | | | | | |
| TERRE-NEUVE | | | | | | |
| PUBLIC | | | | | | |
| GEN. NON-TEACH. NO LTU/NON-ENS. SANS UNITES A L.T. | | | | | | |
| 1 - 24 BEDS/LITS | 11 | 979056 | 75078 | | | 1054134 |
| 25 - 49 BEDS/LITS | 8 | 1328320 | 50873 | 3482 | | 1375712 |
| 50 - 99 BEDS/LITS | 2 | 1029462 | 5428 | | | 1034890 |
| 100 - 199 BEDS/LITS | 3 | 3071718 | 36932 | | | 3108650 |
| 200 + BEDS/LITS | 1 | 417945 | 64825 | | 2748 | 480672 |
| TOTAL | 25 | 6826501 | 233136 | | 6230 | 7053408 |
| GEN. NON-TEACHING WITH LTU/NON-ENS. AVEC UNITES A L.T. | | | | | | |
| 1 - 99 BEDS/LITS | 1 | 58901 | 5367 | | | 64268 |
| TOTAL | 1 | 58901 | 5367 | | | 64268 |
| TOT. NON-TCH/NON-ENS | 26 | 6885402 | 238503 | | 6230 | 7117676 |
| GEN. TEACH. FULL/ENSEIGN. COMPLET | | | | | | |
| 1 - 499 BEDS/LITS | 1 | 3270149 | 150282 | | | 3420431 |
| TOTAL | 1 | 3270149 | 150282 | | | 3420431 |
| GEN. TEACH. PARTIAL/ENSEIGN. PARTIEL | | | | | | |
| 1 - 499 BEDS/LITS | 2 | 3144787 | 23018 | 8991 | 35505 | 3194319 |
| TOTAL | 2 | 3144787 | 23018 | 8991 | 35505 | 3194319 |
| TOTAL GEN. | 29 | 13300338 | 411803 | 15221 | 35505 | 13732426 |
| CHILDRENS/PEDIATR. CONV./REHAB. | | | | | | |
| | 1 | 2031563 | 26933 | 6985 | | 2051511 |
| | 1 | 7866 | 1745 | | | 9611 |
| TOTAL PUB. | 31 | 15339767 | 440481 | 22206 | 35505 | 15793548 |
| PRINCE EDWARD ISLAND | | | | | | |
| ILE DU P.-E. | | | | | | |
| PUBLIC | | | | | | |
| GEN. NON-TEACH. NO LTU/NON-ENS. SANS UNITES A L.T. | | | | | | |
| 1 - 24 BEDS/LITS | 2 | 80205 | 2754 | | | 82959 |
| 25 - 49 BEDS/LITS | 1 | 143469 | 31152 | | | 174621 |
| 50 - 99 BEDS/LITS | 1 | 144389 | 7232 | | 302 | 151319 |
| 100 - 199 BEDS/LITS | 1 | 680095 | 48080 | | | 728175 |
| 200 + BEDS/LITS | 1 | 922114 | 49448 | | | 971562 |
| TOTAL | 7 | 1970272 | 138666 | | 302 | 2108636 |
| GEN. NON-TEACHING WITH LTU/NON-ENS. AVEC UNITES A L.T. | | | | | | |
| 100 - 199 BEDS/LITS | 1 | 462118 | 34762 | | 596 | 496284 |
| TOTAL | 1 | 462118 | 34762 | | 596 | 496284 |
| TOT. NON-TCH/NON-ENS | 8 | 2432390 | 173428 | | 898 | 2604920 |
| TOTAL GEN. | 8 | 2432390 | 173428 | | 898 | 2604920 |
| TOTAL PUB. | 8 | 2432390 | 173428 | | 898 | 2604920 |
| NOVA SCOTIA | | | | | | |
| NOUVELLE-ECOSSE | | | | | | |
| PUBLIC | | | | | | |
| GEN. NON-TEACH. NO LTU/NON-ENS. SANS UNITES A L.T. | | | | | | |
| 1 - 24 BEDS/LITS | 14 | 645135 | 18733 | 2606 | 6835 | 654427 |
| 25 - 49 BEDS/LITS | 15 | 727282 | 12632 | 1205 | 19611 | 719098 |
| 50 - 99 BEDS/LITS | 1 | 3256903 | 204452 | 24996 | 6718 | 3430127 |
| 100 - 199 BEDS/LITS | 7 | 3690452 | 187588 | 33527 | 3825 | 3848222 |
| 200 + BEDS/LITS | 4 | 2688956 | 161794 | 53299 | 80729 | 2796324 |
| TOTAL | 41 | 11008728 | 585199 | 115633 | 117718 | 11448198 |
| TOT. NON-TCH/NON-ENS | 41 | 11008728 | 585199 | 115633 | 117718 | 11448198 |
| GEN. TEACH. FULL/ENSEIGN. COMPLET | | | | | | |
| 1 - 499 BEDS/LITS | 1 | 3347011 | 62419 | | 169856 | 3239574 |
| TOTAL | 1 | 3347011 | 62419 | | 169856 | 3239574 |
| TOTAL GEN. | 42 | 14355739 | 647618 | 115633 | 287574 | 14687772 |
| CHILDRENS/PEDIATR. CONV./REHAB. OTHER/AUTRES | | | | | | |
| | 1 | 941014 | 4227537 | | | 5168551 |
| | 2 | 153229 | 38007 | 4461 | 199 | 186576 |
| | 1 | 734138 | 19996 | 7834 | | 746300 |
| TOTAL PUB. | 46 | 16184120 | 4933158 | 127928 | 287773 | 20789199 |
| NEW BRUNSWICK | | | | | | |
| NOUVEAU-BRUNSWICK | | | | | | |
| PUBLIC | | | | | | |
| GEN. NON-TEACH. NO LTU/NON-ENS. SANS UNITES A L.T. | | | | | | |
| 1 - 24 BEDS/LITS | 8 | 414097 | 10005 | | | 424102 |
| 25 - 49 BEDS/LITS | 9 | 1911354 | 48513 | 22649 | 39243 | 1976383 |
| 50 - 99 BEDS/LITS | 7 | 2801359 | 95979 | 306 | | 2897032 |
| 100 - 199 BEDS/LITS | 6 | 3076064 | 269370 | 1702 | | 3343732 |
| 200 + BEDS/LITS | 3 | 359400 | 203770 | 16067 | | 3727103 |
| TOTAL | 33 | 11742274 | 627637 | 40724 | 39243 | 12368352 |
| GEN. NON-TEACHING WITH LTU/NON-ENS. AVEC UNITES A L.T. | | | | | | |
| 200 + BEDS/LITS | 2 | 2329491 | 174966 | 1265 | | 2503192 |
| TOTAL | 2 | 2329491 | 174966 | 1265 | | 2503192 |
| TOT. NON-TCH/NON-ENS | 35 | 14071765 | 802603 | 41989 | 39243 | 14871544 |
| GEN. TEACH. PARTIAL/ENSEIGN. PARTIEL | | | | | | |
| 1 - 499 BEDS/LITS | 1 | 2385033 | 171849 | | | 2556882 |

TABLE 8. SUPPLEMENTARY DETAIL OF THE COST OF MAJOR EQUIPMENT (SHAREABLE)
TABLEAU 8. DETAILS SUPPLEMENTAIRES SUR LE COUT DU GROS MATERIEL (COUT PARTAGEABLE)

| PROVINCE AND TYPE OF HOSPITAL AND SIZE | HOSPITALS REPORTING | BALANCE AT JANUARY 1 | ASSETS ACQUIRED DURING YEAR | ASSETS RETIRED DURING YEAR | ADJUSTMENTS | BALANCE AT DECEMBER 31 |
|--|---------------------|----------------------|-----------------------------------|----------------------------------|-----------------|------------------------|
| PROVINCE, AFFECTATION TAILLE DES HOPITAUX | HOPITAUX REPONDANTS | SOLDE AU 1ER JANVIER | AVOIRS ACQUIS AU COURS DE L'ANNEE | AVOIRS RADIE AU COURS DE L'ANNEE | REGULARISATIONS | SOLDE AU 31 DECEMBRE |
| DOLLARS | | | | | | |
| NEW BRUNSWICK | | | | | | |
| NOUVEAU-BRUNSWICK | | | | | | |
| PUBLIC | | | | | | |
| GEN. TEACH. PARTIAL / ENSEIGN. PARTIEL | | | | | | |
| 500 + BEDS/LITS | 1 | 3976561 | 131651 | | | 4108212 |
| TOTAL | 2 | 6361594 | 303500 | | | 6665094 |
| TOTAL GEN. | 37 | 20433359 | 1106103 | 41989 | 39243 | 21536638 |
| CONV./REHAB. CHRON./EXT. CARE/ SOINS PROLONGES | 1 | 95168 | 2592 | | | 97760 |
| | 1 | 100719 | 2682 | | | 103401 |
| TOTAL PUB. | 39 | 20629246 | 1111377 | 41989 | 39243 | 21737799 |
| ATLANTIC | | | | | | |
| ATLANTIQUE | | | | | | |
| PUBLIC | | | | | | |
| GEN. NON-TEACH. NO LTU/NON-ENS. SANS UNITES A L.T. | | | | | | |
| 1 - 24 BEDS/LITS | 35 | 2118493 | 106570 | 2606 | 6835 | 2215622 |
| 25 - 49 BEDS/LITS | 24 | 4110425 | 143170 | 27336 | 58854 | 4245814 |
| 50 - 99 BEDS/LITS | 21 | 7232113 | 313091 | 25302 | 7020 | 7513368 |
| 100 - 199 BEDS/LITS | 17 | 10518329 | 541970 | 35229 | 3825 | 11028779 |
| 200 + BEDS/LITS | 9 | 7568415 | 479837 | 72114 | 80729 | 7975011 |
| TOTAL | 106 | 31547775 | 1584638 | 162587 | 157263 | 32978594 |
| GEN. NON-TEACHING WITH LTU/NON-ENS. AVEC UNITES A L.T. | | | | | | |
| 1 - 99 BEDS/LITS | 1 | 58901 | 5367 | | | 64268 |
| 100 - 199 BEDS/LITS | 1 | 482118 | 34762 | | 596 | 496284 |
| 200 + BEDS/LITS | 2 | 2329491 | 174966 | 1265 | | 2503192 |
| TOTAL | 4 | 2850510 | 215095 | 1265 | 596 | 3063744 |
| TOT. NON-TCH/NON-ENS | 110 | 34398285 | 1799733 | 163852 | 157859 | 36042338 |
| GEN. TEACH. FULL / ENSEIGN. COMPLET | | | | | | |
| 1 - 499 BEDS/LITS | 2 | 6617160 | 212701 | | 169856 | 6660005 |
| TOTAL | 2 | 6617160 | 212701 | | 169856 | 6660005 |
| GEN. TEACH. PARTIAL / ENSEIGN. PARTIEL | | | | | | |
| 1 - 499 BEDS/LITS | 3 | 5529820 | 194867 | 8991 | 35505 | 5751201 |
| 500 + BEDS/LITS | 1 | 3976561 | 131651 | | 35505 | 4108212 |
| TOTAL | 4 | 9506381 | 326518 | 8991 | 35505 | 9859413 |
| TOTAL GEN. | 116 | 50521826 | 2338952 | 172843 | 363220 | 52561756 |
| CHILDRENS/PEDIATR. CONV./REHAB. CHRON./EXT. CARE/ SOINS PROLONGES OTHER/AUTRES | 2 | 2972577 | 4254470 | 6985 | | 7220062 |
| | 4 | 256263 | 42344 | 4461 | 199 | 293947 |
| | 1 | 100719 | 2682 | | | 103401 |
| | 1 | 734138 | 19996 | 7834 | | 746300 |
| TOTAL PUB. | 124 | 54585523 | 6658444 | 192123 | 363419 | 60925466 |
| QUEBEC | | | | | | |
| PUBLIC | | | | | | |
| GEN. NON-TEACH. NO LTU/NON-ENS. SANS UNITES A L.T. | | | | | | |
| 1 - 24 BEDS/LITS | 11 | 784742 | 19048 | 362 | 189 | 803239 |
| 25 - 49 BEDS/LITS | 13 | 1470804 | 94669 | | 180 | 1565653 |
| 50 - 99 BEDS/LITS | 16 | 5629392 | 510709 | 10522 | 67328 | 6063878 |
| 100 - 199 BEDS/LITS | 13 | 17627397 | 1153519 | 115830 | 17508 | 18678514 |
| 200 + BEDS/LITS | 18 | 26531484 | 1557799 | 131793 | 39029 | 27918461 |
| TOTAL | 87 | 52043819 | 3335744 | 258507 | 124234 | 55029745 |
| GEN. NON-TEACHING WITH LTU/NON-ENS. AVEC UNITES A L.T. | | | | | | |
| 1 - 99 BEDS/LITS | 2 | 397210 | 11209 | 698 | 2923 | 407721 |
| 100 - 199 BEDS/LITS | 2 | 411273 | 211910 | | 148695 | 620260 |
| 200 + BEDS/LITS | 3 | 3551290 | 168446 | 8340 | 151618 | 3860091 |
| TOTAL | 7 | 4359773 | 391565 | 9038 | | 4888072 |
| TOT. NON-TCH/NON-ENS | 94 | 56403592 | 3727309 | 267545 | 275852 | 59917817 |
| GEN. TEACH. FULL / ENSEIGN. COMPLET | | | | | | |
| 1 - 499 BEDS/LITS | 2 | 3459937 | 2714921 | 83744 | 802 | 6091916 |
| 500 + BEDS/LITS | 11 | 47934206 | 3653045 | 222076 | 2702426 | 54067601 |
| TOTAL | 13 | 51394143 | 6367966 | 305820 | 2703228 | 60159517 |
| GEN. TEACH. PARTIAL / ENSEIGN. PARTIEL | | | | | | |
| 1 - 499 BEDS/LITS | 12 | 23813971 | 1957664 | 161122 | 23652 | 25630315 |
| 500 + BEDS/LITS | 1 | 4160967 | 761604 | | | 4922571 |
| TOTAL | 13 | 27974938 | 2719268 | 161122 | 23652 | 30552886 |
| TOTAL GEN. | 120 | 135772673 | 12814543 | 734487 | 3002732 | 150630220 |
| CHILDRENS/PEDIATR. CONV./REHAB. CHRON./EXT. CARE/ SOINS PROLONGES OTHER/AUTRES | 2 | 10780594 | 560086 | 11153 | | 11329527 |
| | 5 | 2127775 | 58143 | 8645 | 38530 | 2210803 |
| | 24 | 5559161 | 357889 | 102256 | 235 | 5814559 |
| | 7 | 7716675 | 573883 | 69343 | 122 | 8221093 |
| TOTAL PUB. | 158 | 161951878 | 14364544 | 925884 | 3041619 | 178206202 |
| ONTARIO | | | | | | |
| PUBLIC | | | | | | |
| GEN. NON-TEACH. NO LTU/NON-ENS. SANS UNITES A L.T. | | | | | | |
| 1 - 24 BEDS/LITS | 5 | 338958 | 19521 | 3969 | | 354510 |
| 25 - 49 BEDS/LITS | 20 | 3124009 | 168575 | 10479 | 59419 | 3328256 |
| 50 - 99 BEDS/LITS | 15 | 5077142 | 299181 | 11574 | 3311 | 5365136 |

TABLE 8. SUPPLEMENTARY DETAIL OF THE COST OF MAJOR EQUIPMENT (SHAREABLE)
 TABLEAU 8. DETAILS SUPPLEMENTAIRES SUR LE COUT DU GROS MATERIEL (COUT PARTAGEABLE)

| PROVINCE, TYPE OF HOSPITAL AND SIZE PROVINCE, AFFECTATION TAILLE DES HOPITAUX | HOSPITALS REPORTING HOPITAUX REpondANTS | BALANCE AT JANUARY 1 SOLDE AU 1ER JANVIER | ASSETS ACQUIRED DURING YEAR AVOIRS ACQUIS AU COURS DE L'ANNEE | ASSETS RETIRED DURING YEAR AVOIRS RADIE AU COURS DE L'ANNEE | ADJUSTMENTS REGULARISATIONS | BALANCE AT DECEMBER 31 SOLDE AU 31 DECEMBRE |
|--|--|--|--|--|--------------------------------|--|
| DOLLARS | | | | | | |
| ONTARIO PUBLIC | | | | | | |
| GEN. NON-TEACH. NO LTU/NON-ENS. SANS UNITES A L.T. | | | | | | |
| 100 - 199 BEDS/LITS | 19 | 12720452 | 1497672 | 74080 | 299213 | 14132853 |
| 200 + BEDS/LITS | 27 | 44533131 | 3255046 | 792532 | 1498355 | 48156838 |
| TOTAL | 86 | 65793692 | 5239995 | 892634 | 1860298 | 71337593 |
| GEN. NON-TEACHING WITH LTU/NON-ENS. AVEC UNITES A L.T. | | | | | | |
| 1 - 99 BEDS/LITS | 34 | 9369689 | 1304132 | 31015 | 10680 | 10632166 |
| 100 - 199 BEDS/LITS | 17 | 8613045 | 680870 | 49845 | 847 | 9243361 |
| 200 + BEDS/LITS | 27 | 42065843 | 4908781 | 391616 | 276464 | 46420174 |
| TOTAL | 78 | 60048577 | 6893783 | 472476 | 287991 | 66295701 |
| TOT. NON-TCH/NON-ENS | 164 | 125842269 | 12133778 | 1365110 | 2148289 | 137633294 |
| GEN. TEACH. FULL/ENSEIGN. COMPLET | | | | | | |
| 1 - 499 BEDS/LITS | 3 | 6505026 | 1204245 | 6565 | | 7702706 |
| 500 + BEDS/LITS | 12 | 56261694 | 5082315 | 808559 | 388271 | 60444603 |
| TOTAL | 15 | 62766720 | 6286560 | 815124 | 388271 | 68147309 |
| GEN. TEACH. PARTIAL/ENSEIGN. PARTIEL | | | | | | |
| 1 - 499 BEDS/LITS | 3 | 3005776 | 302089 | 43751 | | 3264114 |
| 500 + BEDS/LITS | 2 | 6240228 | 736813 | 91095 | 7124 | 6878822 |
| TOTAL | 5 | 9246004 | 1038902 | 134846 | 7124 | 10142936 |
| TOTAL GEN. | 184 | 197854993 | 19459240 | 2315080 | 2543684 | 215923539 |
| CHILDRENS/PEDIATR. CONV./REHAB. | 1 | 8815700 | 494634 | 217635 | 617555 | 9710254 |
| CHRON./EXT. CARE/SOINS PROLONGES | 6 | 1678045 | 112988 | 7563 | 3180 | 1780290 |
| OTHER/AUTRES | 15 | 7434068 | 649716 | 174466 | 4687 | 7906131 |
| TOTAL PUB. | 2 | 5029199 | 638391 | 64342 | | 5603248 |
| TOTAL PUB. | 208 | 220812005 | 21354969 | 2779086 | 3169106 | 240923462 |
| MANITOBA PUBLIC | | | | | | |
| GEN. NON-TEACH. NO LTU/NON-ENS. SANS UNITES A L.T. | | | | | | |
| 1 - 24 BEDS/LITS | 43 | 2029465 | 126401 | 30871 | 47276 | 2122567 |
| 25 - 49 BEDS/LITS | 14 | 837625 | 49870 | 30643 | 64293 | 904621 |
| 50 - 99 BEDS/LITS | 8 | 1562726 | 69464 | 6620 | 4220 | 1629790 |
| 100 - 199 BEDS/LITS | 2 | 571924 | 44551 | 9901 | 7423 | 616475 |
| 200 + BEDS/LITS | 2 | 2672229 | 170783 | 78035 | | 2827856 |
| TOTAL | 69 | 7673969 | 461069 | | 123212 | 8101309 |
| GEN. NON-TEACHING WITH LTU/NON-ENS. AVEC UNITES A L.T. | | | | | | |
| 1 - 99 BEDS/LITS | 3 | 763319 | 14578 | | 39727 | 745324 |
| 100 - 199 BEDS/LITS | 1 | 383022 | 13073 | 2845 | | 393250 |
| TOTAL | 4 | 1146341 | 27651 | 2845 | 39727 | 1138574 |
| TOT. NON-TCH/NON-ENS | 73 | 8820310 | 488720 | 80880 | 162939 | 9239883 |
| GEN. TEACH. FULL/ENSEIGN. COMPLET | | | | | | |
| 500 + BEDS/LITS | 2 | 7965027 | 1016745 | 76169 | 33849 | 8871754 |
| TOTAL | 2 | 7965027 | 1016745 | 76169 | 33849 | 8871754 |
| GEN. TEACH. PARTIAL/ENSEIGN. PARTIEL | | | | | | |
| 1 - 499 BEDS/LITS | 1 | 1696369 | 81903 | | | 1778272 |
| TOTAL | 1 | 1696369 | 81903 | | | 1778272 |
| TOTAL GEN. | 76 | 18481706 | 1587368 | 157049 | 196788 | 19889909 |
| CHILDRENS/PEDIATR. CONV./REHAB. | 1 | 1582620 | 112674 | | 65003 | 1760297 |
| CHRON./EXT. CARE/SOINS PROLONGES | 1 | 679889 | 29176 | | | 709065 |
| OTHER/AUTRES | 2 | 1003351 | 54374 | 1085 | 3546 | 1053094 |
| TOTAL PUB. | 80 | 21747566 | 1783592 | 158134 | 265337 | 23412365 |
| SASKATCHEWAN PUBLIC | | | | | | |
| GEN. NON-TEACH. NO LTU/NON-ENS. SANS UNITES A L.T. | | | | | | |
| 1 - 24 BEDS/LITS | 78 | 4396940 | 159175 | 19705 | 12078 | 4538202 |
| 25 - 49 BEDS/LITS | 31 | 3814968 | 272194 | 83034 | 1446 | 4002682 |
| 50 - 99 BEDS/LITS | 8 | 1969951 | 123074 | 26891 | 41497 | 2024637 |
| 100 - 199 BEDS/LITS | 6 | 3447395 | 179509 | 28060 | | 3598844 |
| 200 + BEDS/LITS | 1 | 742120 | 74235 | 49213 | | 761142 |
| TOTAL | 124 | 14371374 | 808187 | 206503 | 55021 | 14931507 |
| GEN. NON-TEACHING WITH LTU/NON-ENS. AVEC UNITES A L.T. | | | | | | |
| 200 + BEDS/LITS | 2 | 2127982 | 165302 | | | 2293284 |
| TOTAL | 2 | 2127982 | 165302 | | | 2293284 |
| TOT. NON-TCH/NON-ENS | 126 | 16499356 | 973489 | 206903 | 55021 | 17224791 |
| GEN. TEACH. FULL/ENSEIGN. COMPLET | | | | | | |
| 500 + BEDS/LITS | 1 | 3952992 | 332270 | 53210 | | 4232052 |
| TOTAL | 1 | 3952992 | 332270 | 53210 | | 4232052 |
| GEN. TEACH. PARTIAL/ENSEIGN. PARTIEL | | | | | | |
| 1 - 499 BEDS/LITS | 3 | 5150639 | 327021 | 71790 | 14249 | 5391621 |
| 500 + BEDS/LITS | 1 | 2440777 | 103743 | 220 | | 2544300 |
| TOTAL | 4 | 7591416 | 430764 | 72010 | 14249 | 7935921 |
| TOTAL GEN. | 131 | 28043764 | 1736523 | 332123 | 69270 | 29392764 |

TABLE 8. SUPPLEMENTARY DETAIL OF THE COST OF MAJOR EQUIPMENT (SHAREABLE)
 TABLEAU 8. DETAILS SUPPLEMENTAIRES SUR LE COUT DU GROS MATERIEL (COUT PARTAGEABLE)

| PROVINCE, TYPE OF HOSPITAL AND SIZE PROVINCE, AFFECTATION TAILLE DES HOPITAUX | HOSPITALS REPORTING HOPITAUX REPENDANTS | BALANCE AT JANUARY 1 SOLDE AU 1ER JANVIER | ASSETS ACQUIRED DURING YEAR AVOIRS ACQUIS AU COURS DE L'ANNEE | ASSETS RETIRED DURING YEAR AVOIRS RADIE AU COURS DE L'ANNEE | ADJUSTMENTS REGULARISATIONS | BALANCE AT DECEMBER 31 SOLDE AU 31 DECEMBRE |
|--|--|--|--|--|--------------------------------|--|
| DOLLARS | | | | | | |
| SASKATCHEWAN PUBLIC | | | | | | |
| OTHER/AUTRES | 1 | 464399 | 56075 | 3500 | | 516974 |
| TOTAL PUB. | 132 | 28508163 | 1792598 | 335623 | 69270 | 29909738 |
| ALBERTA PUBLIC | | | | | | |
| GEN. NON-TEACH. NO LTU/NON-ENS. SANS UNITES A L.T. | | | | | | |
| 1 - 24 BEDS/LITS | 24 | 985569 | 50244 | 6158 | | 1029954 |
| 25 - 49 BEDS/LITS | 47 | 4881046 | 371991 | 81965 | 104412 | 5148615 |
| 50 - 99 BEDS/LITS | 28 | 4812866 | 151130 | 51737 | 14422 | 4898127 |
| 100 - 199 BEDS/LITS | 6 | 295689 | 56593 | 31543 | | 3510739 |
| 200 + BEDS/LITS | 3 | 2942765 | 121035 | 10797 | | 3053003 |
| TOTAL | 108 | 16607935 | 1250993 | 182200 | 119133 | 17640438 |
| GEN. NON-TEACHING WITH LTU/NON-ENS. AVEC UNITES A L.T. | | | | | | |
| 1 - 99 BEDS/LITS | 1 | 150401 | 3936 | | | 154338 |
| TOTAL | 1 | 150401 | 3936 | | | 154338 |
| TOT. NON-TCH/NON-ENS | 109 | 16758336 | 1254929 | 182200 | 119133 | 17794776 |
| GEN. TEACH. FULL/ENSEIGN. COMPLET | | | | | | |
| 500 + BEDS/LITS | 5 | 18792365 | 2247998 | 142875 | 808 | 20897880 |
| TOTAL | 5 | 18792365 | 2247998 | 142875 | 808 | 20897880 |
| GEN. TEACH. PARTIAL/ENSEIGN. PARTIEL | | | | | | |
| 500 + BEDS/LITS | 2 | 4527910 | 533650 | | | 5061560 |
| TOTAL | 2 | 4527910 | 533650 | | | 5061560 |
| TOTAL GEN. | 116 | 40078611 | 4036577 | 325075 | 119941 | 43754216 |
| CHILDRENS/PEDIATR. CONV./REHAB. | 1 | 367062 | 11543 | | | 378605 |
| CHRON./EXT. CARE/SOINS PROLONGES | 26 | 1044436 | 5927 | 11361 | 768 | 1092234 |
| OTHER/AUTRES | 2 | 4051493 | 98389 | 28319 | 12118 | 4117171 |
| TOTAL PUB. | 146 | 757436 | 140321 | 1311 | | 896446 |
| 46299038 | | | 4346757 | 366066 | 132827 | 50238672 |
| PRAIRIES PUBLIC | | | | | | |
| GEN. NON-TEACH. NO LTU/NON-ENS. SANS UNITES A L.T. | | | | | | |
| 1 - 24 BEDS/LITS | 145 | 7411974 | 335820 | 56734 | 59653 | 7690723 |
| 25 - 49 BEDS/LITS | 92 | 9533639 | 694055 | 195642 | 170151 | 10055918 |
| 50 - 99 BEDS/LITS | 44 | 8345843 | 343668 | 85248 | 60139 | 8552554 |
| 100 - 199 BEDS/LITS | 14 | 7005008 | 780653 | 59603 | | 7726058 |
| 200 + BEDS/LITS | 6 | 6357114 | 366053 | 69911 | 7423 | 6648001 |
| TOTAL | 301 | 38653278 | 2520249 | 467138 | 297366 | 40673254 |
| GEN. NON-TEACHING WITH LTU/NON-ENS. AVEC UNITES A L.T. | | | | | | |
| 1 - 99 BEDS/LITS | 4 | 913720 | 18514 | | 39727 | 899662 |
| 100 - 199 BEDS/LITS | 1 | 383022 | 13073 | 2845 | | 393250 |
| 200 + BEDS/LITS | 2 | 2127982 | 165302 | | | 2293284 |
| TOTAL | 7 | 3424724 | 196889 | 2845 | 39727 | 3586196 |
| TOT. NON-TCH/NON-ENS | 308 | 42078002 | 2717138 | 469983 | 337093 | 44259450 |
| GEN. TEACH. FULL/ENSEIGN. COMPLET | | | | | | |
| 500 + BEDS/LITS | 8 | 30710384 | 3597013 | 272254 | 34657 | 34001686 |
| TOTAL | 8 | 30710384 | 3597013 | 272254 | 34657 | 34001686 |
| GEN. TEACH. PARTIAL/ENSEIGN. PARTIEL | | | | | | |
| 500 + BEDS/LITS | 4 | 6847008 | 408924 | 71790 | 14249 | 7169893 |
| 500 + BEDS/LITS | 3 | 6968687 | 637393 | 220 | | 7605860 |
| TOTAL | 7 | 13815695 | 1046317 | 72010 | 14249 | 14775753 |
| TOTAL GEN. | 323 | 86604081 | 7360468 | 814247 | 385999 | 93036889 |
| CHILDRENS/PEDIATR. CONV./REHAB. | 2 | 1949682 | 124217 | | 65003 | 2138902 |
| CHRON./EXT. CARE/SOINS PROLONGES | 28 | 1724325 | 89103 | 11361 | 768 | 1801299 |
| OTHER/AUTRES | 3 | 5054844 | 152763 | 29404 | 15664 | 5170265 |
| TOTAL PUB. | 358 | 1221835 | 196396 | 4811 | | 1413420 |
| 96554767 | | | 7922947 | 859823 | 467434 | 103560775 |
| BRITISH COLUMBIA COLOMBIE BRITANNIQUE PUBLIC | | | | | | |
| GEN. NON-TEACH. NO LTU/NON-ENS. SANS UNITES A L.T. | | | | | | |
| 1 - 24 BEDS/LITS | 13 | 826463 | 44139 | | | 870602 |
| 25 - 49 BEDS/LITS | 27 | 3207002 | 668432 | 106081 | 2921 | 3771340 |
| 50 - 99 BEDS/LITS | 12 | 2903209 | 277782 | 4674 | 213877 | 3384668 |
| 100 - 199 BEDS/LITS | 10 | 4105293 | 672989 | 15015 | 10738 | 4753507 |
| 200 + BEDS/LITS | 5 | 3563396 | 1126947 | 140071 | 61276 | 4496078 |
| TOTAL | 67 | 14605363 | 2789389 | 265841 | 288812 | 17276195 |
| GEN. NON-TEACHING WITH LTU/NON-ENS. AVEC UNITES A L.T. | | | | | | |
| 1 - 99 BEDS/LITS | 2 | 463654 | 23701 | 1385 | 40000 | 445970 |
| 100 - 199 BEDS/LITS | 4 | 4090962 | 226170 | 5844 | | 4311288 |
| 200 + BEDS/LITS | 6 | 3442132 | 466635 | 13318 | | 3895449 |
| TOTAL | 14 | 7996748 | 716506 | 20547 | 40000 | 8652707 |
| TOT. NON-TCH/NON-ENS | 81 | 22602111 | 3505895 | 286388 | 328812 | 25928902 |

TABLE 8. SUPPLEMENTARY DETAIL OF THE COST OF MAJOR EQUIPMENT (SHAREABLE).
 TABLEAU 8. DETAILS SUPPLEMENTAIRES SUR LE COUT DU GROS MATERIEL (COUT PARTAGEABLE)

| PROVINCE, TYPE OF HOSPITAL AND SIZE -- PROVINCE, AFFECTATION TAILLE DES HOPITAUX | HOSPITALS REPORTING -- HOPITAUX REPONDANTS | BALANCE AT JANUARY 1 -- SOLDE AU 1ER JANVIER | ASSETS ACQUIRED DURING YEAR -- AVOIRS ACQUIS AU COURS DE L'ANNEE | ASSETS RETIRED DURING YEAR -- AVOIRS RADIE AU COURS DE L'ANNEE | ADJUSTMENTS -- REGULARISATIONS | BALANCE AT DECEMBER 31 -- SOLDE AU 31 DECEMBRE |
|--|--|--|--|--|--------------------------------------|--|
| DOLLARS | | | | | | |
| BRITISH COLUMBIA COLOMBIE BRITANNIQUE | | | | | | |
| PUBLIC | | | | | | |
| GEN. TEACH. FULL/ENSEIGN. COMPLET 500 + BEDS/LITS | 1 | 8452404 | 1037334 | | | 9489738 |
| TOTAL | 1 | 8452404 | 1037334 | | | 9489738 |
| GEN. TEACH. PARTIAL/ENSEIGN. PARTIEL 1 - 499 BEDS/LITS | 4 | 7910805 | 932290 | 54645 | 9899 | 8779771 |
| 500 + BEDS/LITS | 1 | 2528572 | 150067 | 1983 | | 2676656 |
| TOTAL | 5 | 10439377 | 1082357 | 56628 | 9899 | 11456427 |
| TOTAL GEN. | 87 | 41493892 | 5625586 | 343016 | 338711 | 46875067 |
| CONV./REHAB. CHRON./EXT. CARE/SOINS PROLONGES OTHER/AUTRES | 5 | 654081 | 56751 | 1821 | | 709011 |
| | 5 | 510115 | 66194 | 100 | | 576209 |
| TOTAL PUB. | 99 | 44143252 | 5788177 | 346834 | 338711 | 49683200 |
| NORTHWEST TERR. TERR. DU NORD-OUEST | | | | | | |
| PUBLIC | | | | | | |
| GEN. NON-TEACH. NO LTU/NON-ENS. SANS UNITES A L.T. | | | | | | |
| 1 - 24 BEDS/LITS | 1 | 141279 | 32079 | | | 173358 |
| 25 - 49 BEDS/LITS | 3 | 268285 | 4236 | | | 272521 |
| TOTAL | 4 | 409564 | 36315 | | | 445879 |
| GEN. NON-TEACHING WITH LTU/NON-ENS. AVEC UNITES A L.T. | | | | | | |
| 1 - 99 BEDS/LITS | 1 | 52271 | 1055 | | | 53326 |
| TOTAL | 1 | 52271 | 1055 | | | 53326 |
| TOT. NON-TCH/NON-ENS | 5 | 461835 | 37370 | | | 499205 |
| TOTAL GEN. | 5 | 461835 | 37370 | | | 499205 |
| TOTAL PUB. | 5 | 461835 | 37370 | | | 499205 |
| CANADA | | | | | | |
| PUBLIC | | | | | | |
| GEN. NON-TEACH. NO LTU/NON-ENS. SANS UNITES A L.T. | | | | | | |
| 1 - 24 BEDS/LITS | 210 | 11621909 | 557177 | 63671 | 66677 | 12108054 |
| 25 - 49 BEDS/LITS | 179 | 21714164 | 1773137 | 339538 | 291525 | 23239502 |
| 50 - 99 BEDS/LITS | 108 | 29187399 | 1744431 | 137320 | 351675 | 30879604 |
| 100 - 199 BEDS/LITS | 89 | 51976479 | 4646803 | 299757 | 331284 | 56319711 |
| 200 + BEDS/LITS | 65 | 88553540 | 6784782 | 1206421 | 1686812 | 95194389 |
| TOTAL | 651 | 203053491 | 15506330 | 2046707 | 2727973 | 217741260 |
| GEN. NON-TEACHING WITH LTU/NON-ENS. AVEC UNITES A L.T. | | | | | | |
| 1 - 99 BEDS/LITS | 44 | 11255445 | 1363978 | 33098 | 90407 | 12503113 |
| 100 - 199 BEDS/LITS | 29 | 13960420 | 1166785 | 58534 | 4366 | 15064443 |
| 200 + BEDS/LITS | 38 | 53516738 | 5884130 | 414539 | 425159 | 58972190 |
| TOTAL | 111 | 78732603 | 8414893 | 506171 | 519932 | 86539746 |
| TOT. NON-TCH/NON-ENS | 762 | 281786094 | 23921223 | 2552878 | 3247905 | 304281006 |
| GEN. TEACH. FULL/ENSEIGN. COMPLET 1 - 499 BEDS/LITS | 7 | 16582123 | 4131867 | 90309 | 170658 | 20454627 |
| 500 + BEDS/LITS | 32 | 143358688 | 13369707 | 1302889 | 3125354 | 158003628 |
| TOTAL | 39 | 159940811 | 17501574 | 1393198 | 3296012 | 178458255 |
| GEN. TEACH. PARTIAL/ENSEIGN. PARTIEL 1 - 499 BEDS/LITS | 26 | 47107380 | 3795834 | 340299 | 83305 | 50595294 |
| 500 + BEDS/LITS | 8 | 23875015 | 2417528 | 93298 | 7124 | 26192121 |
| TOTAL | 34 | 70982395 | 6213362 | 433597 | 90429 | 76787415 |
| TOTAL GEN. | 835 | 512709300 | 47636159 | 4379673 | 6634346 | 559526676 |
| CHILDRENS/PEDIATR. CONV./REHAB. CHRON./EXT. CARE/SOINS PROLONGES OTHER/AUTRES | 7 | 24518553 | 5433407 | 235773 | 682558 | 30398745 |
| | 22 | 6435489 | 359329 | 33851 | 42677 | 6795350 |
| | 73 | 18658907 | 1229244 | 306226 | 20586 | 19570565 |
| TOTAL PUB. | 952 | 578509260 | 56126451 | 5103750 | 7380289 | 633798310 |

TABLE 9. SUPPLEMENTARY DETAIL OF THE COST OF MAJOR EQUIPMENT (NON-SHAREABLE)
TABLEAU 9. DETAILS SUPPLEMENTAIRES SUR LE COUT DU GROS MATERIEL (COUT NON-PARTAGEABLE)

| PROVINCE, TYPE OF HOSPITAL AND SIZE PROVINCE, AFFECTATION TAILLE DES HOPITAUX | HOSPITALS REPORTING HOPITAUX REpondANTS | BALANCE AT JANUARY 1 SOLDE AU 1ER JANVIER | ASSETS ACQUIRED DURING YEAR AVOIRS ACQUIS AU COURS DE L'ANNEE | ASSETS RETIRED DURING YEAR AVOIRS RADIE AU COURS DE L'ANNEE | ADJUSTMENTS REGULARISATIONS | BALANCE AT DECEMBER 31 SCLDE AU 31 DECEMBRE |
|--|--|--|--|--|--------------------------------|--|
| DOLLARS | | | | | | |
| NEWFOUNDLAND | | | | | | |
| TERRE-NEUVE | | | | | | |
| PUBLIC | | | | | | |
| GEN. NON-TEACH. NO LTU/NON-ENS. SANS UNITES A L.T. | | | | | | |
| 50 - 99 BEDS/LITS | 2 | 59938 | 4032 | | | 63970 |
| 200 + BEDS/LITS | 1 | 179685 | 11630 | | | 191315 |
| TOTAL | 3 | 239623 | 15662 | | | 255285 |
| GEN. NON-TEACHING WITH LTU/NON-ENS. AVEC UNITES A L.T. | | | | | | |
| 1 - 99 BEDS/LITS | 1 | 9979 | 7962 | 7156 | | 10785 |
| TOTAL | 1 | 9979 | 7962 | 7156 | | 10785 |
| TOT. NON-TCH/NON-ENS | 4 | 249602 | 23624 | 7156 | | 266070 |
| GEN. TEACH. PARTIAL /ENSEIGN. PARTIEL | | | | | | |
| 1 - 499 BEDS/LITS | 1 | 553858 | 31778 | | 29353 | 556283 |
| TOTAL | 1 | 553858 | 31778 | | 29353 | 556283 |
| TOTAL GEN. | 5 | 803460 | 55402 | 7156 | 29353 | 822353 |
| CONV./REHAB. | 1 | 10461 | 10419 | 3058 | | 17822 |
| TOTAL PUB. | 6 | 813921 | 65821 | 10214 | 29353 | 840175 |
| PRINCE EDWARD ISLAND | | | | | | |
| ILE DU P.-E. | | | | | | |
| PUBLIC | | | | | | |
| GEN. NON-TEACH. NO LTU/NON-ENS. SANS UNITES A L.T. | | | | | | |
| 1 - 24 BEDS/LITS | 2 | 2732 | 28 | | | 2760 |
| TOTAL | 2 | 2732 | 28 | | | 2760 |
| TOT. NON-TCH/NON-ENS | 2 | 2732 | 28 | | | 2760 |
| TOTAL GEN. | 2 | 2732 | 28 | | | 2760 |
| TOTAL PUB. | 2 | 2732 | 28 | | | 2760 |
| NOVA SCOTIA | | | | | | |
| NOUVELLE-ECOSSE | | | | | | |
| PUBLIC | | | | | | |
| GEN. NON-TEACH. NO LTU/NON-ENS. SANS UNITES A L.T. | | | | | | |
| 1 - 24 BEDS/LITS | 3 | 27669 | 1570 | | 4505 | 33744 |
| 25 - 49 BEDS/LITS | 3 | 13912 | 2475 | | 1565 | 17952 |
| 50 - 99 BEDS/LITS | 5 | 33896 | 2973 | | 14281 | 25674 |
| 100 - 199 BEDS/LITS | 1 | 199796 | | | 1965 | 197831 |
| 200 + BEDS/LITS | 12 | 91697 | 7018 | | 91697 | 275201 |
| TOTAL | 12 | 366970 | 7018 | | 114013 | 275201 |
| TOT. NON-TCH/NON-ENS | 12 | 366970 | 7018 | | 114013 | 275201 |
| GEN. TEACH. FULL /ENSEIGN. COMPLET | | | | | | |
| 1 - 499 BEDS/LITS | 1 | 77712 | 214 | | 21583 | 99509 |
| TOTAL | 1 | 77712 | 214 | | 21583 | 99509 |
| TOTAL GEN. | 13 | 444682 | 7232 | | 135596 | 374710 |
| CHILDRENS/PEDIATR. CONV./REHAB. OTHER/AUTRES | 1 | 64954 | 132670 | | 4461 | 132670 |
| TOTAL PUB. | 16 | 513136 | 139902 | | 140057 | 580295 |
| NEW BRUNSWICK | | | | | | |
| NOUVEAU-BRUNSWICK | | | | | | |
| PUBLIC | | | | | | |
| GEN. NON-TEACH. NO LTU/NON-ENS. SANS UNITES A L.T. | | | | | | |
| 1 - 24 BEDS/LITS | 3 | 850 | | | | 850 |
| 25 - 49 BEDS/LITS | 3 | 9832 | 5139 | | 39 | 15610 |
| 50 - 99 BEDS/LITS | 2 | 10600 | 302 | | | 10902 |
| 100 - 199 BEDS/LITS | 1 | 4038 | 4014 | 4038 | | 4014 |
| TOTAL | 9 | 25320 | 9455 | 4038 | 39 | 30776 |
| TOT. NON-TCH/NON-ENS | 9 | 25320 | 9455 | 4038 | 39 | 30776 |
| GEN. TEACH. PARTIAL /ENSEIGN. PARTIEL | | | | | | |
| 500 + BEDS/LITS | 1 | 38482 | | 10147 | | 28335 |
| TOTAL | 1 | 38482 | | 10147 | | 28335 |
| TOTAL GEN. | 10 | 63802 | 9455 | 14185 | 39 | 59111 |
| TOTAL PUB. | 10 | 63802 | 9455 | 14185 | 39 | 59111 |
| ATLANTIC | | | | | | |
| ATLANTIQUE | | | | | | |
| PUBLIC | | | | | | |
| GEN. NON-TEACH. NO LTU/NON-ENS. SANS UNITES A L.T. | | | | | | |
| 1 - 24 BEDS/LITS | 8 | 31251 | 1598 | | 4505 | 37354 |
| 25 - 49 BEDS/LITS | 6 | 23744 | 7614 | | 1604 | 32962 |
| 50 - 99 BEDS/LITS | 9 | 104434 | 7307 | | 14281 | 105446 |
| 100 - 199 BEDS/LITS | 2 | 203834 | 4014 | 4038 | 1965 | 201846 |
| 200 + BEDS/LITS | 1 | 271382 | 11630 | | 91697 | 191315 |
| TOTAL | 26 | 634645 | 32163 | 4038 | 114052 | 564022 |
| GEN. NON-TEACHING WITH LTU/NON-ENS. AVEC UNITES A L.T. | | | | | | |
| 1 - 99 BEDS/LITS | 1 | 9979 | 7962 | 7156 | | 10785 |
| TOTAL | 1 | 9979 | 7962 | 7156 | | 10785 |
| TOT. NON-TCH/NON-ENS | 27 | 644624 | 40125 | 11194 | 114052 | 574807 |

TABLE 9. SUPPLEMENTARY DETAIL OF THE COST OF MAJOR EQUIPMENT (NON-SHAREABLE)
TABLEAU 9. DETAILS SUPPLEMENTAIRES SUR LE COUT DU GROS MATERIEL (COUT NON-PARTAGEABLE)

| PROVINCE, TYPE OF HOSPITAL AND SIZE PROVINCE, AFFECTATION TAILLE DES HOPITAUX | HOSPITALS REPORTING HOPITAUX REPONDANTS | BALANCE AT JANUARY 1 SOLDE AU 1ER JANVIER | ASSETS ACQUIRED DURING YEAR AVOIRS ACQUIS AU COURS DE L'ANNEE | ASSETS RETIRED DURING YEAR AVOIRS RADIE AU COURS DE L'ANNEE | ADJUSTMENTS REGULARISATIONS | BALANCE DECEMBER 31 SOLDE AU 31 DECEMBRE |
|--|--|--|--|--|--------------------------------|---|
| DOLLARS | | | | | | |
| ATLANTIC ATLANTIQUE | | | | | | |
| PUBLIC | | | | | | |
| GEN. TEACH. FULL/ENSEIGN. COMPLET | | | | | | |
| 1 - 499 BEDS/LITS | 1 | 77712 | 214 | | 21583 | 99509 |
| TOTAL | 1 | 77712 | 214 | | 21583 | 99509 |
| GEN. TEACH. PARTIAL/ENSEIGN. PARTIEL | | | | | | |
| 1 - 499 BEDS/LITS | 1 | 553858 | 31778 | | 29353 | 556283 |
| 500 + BEDS/LITS | 1 | 38482 | | 10147 | | 28335 |
| TOTAL | 2 | 592340 | 31778 | 10147 | 29353 | 584618 |
| TOTAL GEN. | 30 | 1314676 | 72117 | 21341 | 164988 | 1258934 |
| CHILDRENS/PEDIATR. CONV./REHAB. OTHER/AUTRES | | | | | | |
| 1 | 1 | | 132670 | | | 132670 |
| 2 | 2 | 75415 | 10419 | 3058 | 4461 | 87237 |
| 1 | 1 | 3500 | | | | 3500 |
| TOTAL PUB. | 34 | 1393591 | 215206 | 24399 | 169449 | 1482341 |
| QUEBEC | | | | | | |
| PUBLIC | | | | | | |
| GEN. NON-TEACH. NO LTU/NON-ENS. SANS UNITES A L.T. | | | | | | |
| 1 - 24 BEDS/LITS | 2 | 12870 | | | | 12870 |
| 25 - 49 BEDS/LITS | 3 | 4614 | | | | 5245 |
| 50 - 99 BEDS/LITS | 3 | | 631 | | | 15244 |
| 100 - 199 BEDS/LITS | 6 | 439164 | 952 | | | 440116 |
| 200 + BEDS/LITS | 1 | 640 | | | | 640 |
| TOTAL | 15 | 463745 | 10370 | | | 474115 |
| GEN. NON-TEACHING WITH LTU/NON-ENS. AVEC UNITES A L.T. | | | | | | |
| 1 - 99 BEDS/LITS | 1 | 1750 | | | | 1750 |
| 100 - 199 BEDS/LITS | 1 | 18378 | | | | 18378 |
| 200 + BEDS/LITS | 1 | 12487 | | | | 12487 |
| TOTAL | 3 | 32615 | | | | 32615 |
| TOT. NON-TCH/NON-ENS | 18 | 496360 | 10370 | | | 506730 |
| GEN. TEACH. FULL/ENSEIGN. COMPLET | | | | | | |
| 500 + BEDS/LITS | 4 | 1694305 | 1343 | | 18553 | 1677095 |
| TOTAL | 4 | 1694305 | 1343 | | 18553 | 1677095 |
| GEN. TEACH. PARTIAL/ENSEIGN. PARTIEL | | | | | | |
| 1 - 499 BEDS/LITS | 4 | 87792 | 15444 | | 16715 | 86521 |
| TOTAL | 4 | 87792 | 15444 | | 16715 | 86521 |
| TOTAL GEN. | 26 | 2278457 | 27157 | | 35268 | 2270346 |
| CHILDRENS/PEDIATR. CONV./REHAB. CHRON./EXT. CARE/SOINS PROLONGES OTHER/AUTRES | | | | | | |
| 1 | 1 | 558030 | 31341 | | | 589371 |
| 3 | 3 | 54929 | 5147 | 7700 | | 52376 |
| 2 | 2 | 11850 | | | 1779 | 10071 |
| 1 | 1 | 4843 | | | | 4843 |
| TOTAL PUB. | 33 | 2908109 | 63645 | 7700 | 37047 | 2927007 |
| ONTARIO | | | | | | |
| PUBLIC | | | | | | |
| GEN. NON-TEACH. NO LTU/NON-ENS. SANS UNITES A L.T. | | | | | | |
| 1 - 24 BEDS/LITS | 1 | 5697 | | | | 5697 |
| 25 - 49 BEDS/LITS | 4 | 9195 | | | 5000 | 4195 |
| 50 - 99 BEDS/LITS | 2 | 19550 | | | | 19550 |
| 100 - 199 BEDS/LITS | 4 | 98405 | 10914 | | | 109409 |
| 200 + BEDS/LITS | 11 | 343334 | 11226 | | 9240 | 363800 |
| TOTAL | 22 | 476271 | 22140 | | 14240 | 502651 |
| GEN. NON-TEACHING WITH LTU/NON-ENS. AVEC UNITES A L.T. | | | | | | |
| 1 - 99 BEDS/LITS | 5 | 28673 | 10922 | 9136 | 16289 | 28594 |
| 100 - 199 BEDS/LITS | 6 | 72851 | 1072 | | | 73923 |
| 200 + BEDS/LITS | 10 | 342213 | 28780 | | 33759 | 404752 |
| TOTAL | 21 | 443737 | 40774 | 9136 | 50048 | 507269 |
| TOT. NON-TCH/NON-ENS | 43 | 920008 | 62914 | 9136 | 64288 | 1009920 |
| GEN. TEACH. FULL/ENSEIGN. COMPLET | | | | | | |
| 1 - 499 BEDS/LITS | 1 | 46849 | 9002 | | | 55851 |
| 500 + BEDS/LITS | 12 | 6565871 | 1815178 | 159284 | 707357 | 8297322 |
| TOTAL | 13 | 6612720 | 1824180 | 159284 | 707357 | 8353173 |
| GEN. TEACH. PARTIAL/ENSEIGN. PARTIEL | | | | | | |
| 500 + BEDS/LITS | 2 | 1881 | | | 1464 | 3345 |
| TOTAL | 2 | 1881 | | | 1464 | 3345 |
| TOTAL GEN. | 58 | 7534609 | 1887094 | 168420 | 773109 | 9366438 |
| CHILDRENS/PEDIATR. CONV./REHAB. CHRON./EXT. CARE/SOINS PROLONGES | | | | | | |
| 1 | 1 | 1831981 | 109335 | 11832 | | 1929484 |
| 2 | 2 | 26324 | 6708 | | | 33032 |
| 3 | 3 | 48807 | 2619 | | | 51426 |
| TOTAL PUB. | 64 | 9441721 | 2005756 | 180252 | 773109 | 11380380 |
| MANITOBA | | | | | | |
| PUBLIC | | | | | | |
| GEN. NON-TEACH. NO LTU/NON-ENS. SANS UNITES A L.T. | | | | | | |
| 1 - 24 BEDS/LITS | 9 | 30396 | 4579 | | | 34975 |

TABLE 9. SUPPLEMENTARY DETAIL OF THE COST OF MAJOR EQUIPMENT (NCN-SHAREABLE)
 TABLEAU 9. DETAILS SUPPLEMENTAIRES SUR LE COUT DU GROS MATERIEL (COUT NON-PARTAGEABLE)

| PROVINCE, TYPE OF HOSPITAL AND SIZE PROVINCE, AFFECTATION TAILLE DES HOPITAUX | HOSPITALS REPORTING HOPITAUX REPENDANTS | BALANCE AT JANUARY 1 SOLDE AU 1ER JANVIER | ASSETS ACQUIRED DURING YEAR AVOIRS ACQUIS AU COURS DE L'ANNEE | ASSETS RETIRED DURING YEAR AVOIRS RABIE AU COURS DE L'ANNEE | ADJUSTMENTS REGULARISATIONS | BALANCE AT DECEMBER 31 SOLDE AU 31 DECEMBRE |
|--|--|--|--|--|--------------------------------|--|
| DOLLARS | | | | | | |
| MANITOBA PUBLIC | | | | | | |
| GEN. NON-TEACH. NO LTU/NON-ENS. SANS UNITES A L.T. | | | | | | |
| 25 - 49 BEDS/LITS | 6 | 11303 | 7314 | | 8961 | 27578 |
| 200 + BEDS/LITS | 1 | 2568 | | | | 2568 |
| TOTAL | 16 | 44267 | 11893 | | 8961 | 65121 |
| GEN. NON-TEACHING WITH LTU/NON-ENS. AVEC UNITES A L.T. | | | | | | |
| 1 - 99 BEDS/LITS | 1 | | | | 3582 | 3582 |
| TOTAL | 1 | | | | 3582 | 3582 |
| TOT. NON-TCH/NON-ENS | 17 | 44267 | 11893 | | 12543 | 68703 |
| TOTAL GEN. | 17 | 44267 | 11893 | | 12543 | 68703 |
| TOTAL PUB. | 17 | 44267 | 11893 | | 12543 | 68703 |
| SASKATCHEWAN PUBLIC | | | | | | |
| GEN. NON-TEACH. NO LTU/NON-ENS. SANS UNITES A L.T. | | | | | | |
| 1 - 24 BEDS/LITS | 4 | 34673 | 192 | | | 34865 |
| 25 - 49 BEDS/LITS | 4 | 29360 | | 4093 | | 25267 |
| 100 - 199 BEDS/LITS | 1 | 10942 | | | | 10942 |
| TOTAL | 9 | 74975 | 192 | 4093 | | 71074 |
| TOT. NON-TCH/NON-ENS | 9 | 74975 | 192 | 4093 | | 71074 |
| TOTAL GEN. | 9 | 74975 | 192 | 4093 | | 71074 |
| TOTAL PUB. | 9 | 74975 | 192 | 4093 | | 71074 |
| ALBERTA PUBLIC | | | | | | |
| GEN. NON-TEACH. NO LTU/NON-ENS. SANS UNITES A L.T. | | | | | | |
| 1 - 24 BEDS/LITS | 6 | 13715 | 660 | 288 | | 14087 |
| 25 - 49 BEDS/LITS | 16 | 52820 | 14270 | 217 | 6435 | 69808 |
| 50 - 99 BEDS/LITS | 12 | 153131 | 6824 | | 35480 | 159607 |
| 100 - 199 BEDS/LITS | 1 | 1737 | 2084 | | | 3821 |
| 200 + BEDS/LITS | 1 | 32655 | 6225 | | | 38880 |
| TOTAL | 36 | 254058 | 30063 | 505 | 41915 | 286203 |
| TOT. NON-TCH/NON-ENS | 36 | 254058 | 30063 | 505 | 41915 | 286203 |
| GEN. TEACH. FULL / ENSEIGN. COMPLET | | | | | | |
| 500 + BEDS/LITS | 1 | 39902 | 774 | | 26 | 40702 |
| TOTAL | 1 | 39902 | 774 | | 26 | 40702 |
| GEN. TEACH. PARTIAL / ENSEIGN. PARTIEL | | | | | | |
| 500 + BEDS/LITS | 1 | 88471 | 31280 | | | 119751 |
| TOTAL | 1 | 88471 | 31280 | | | 119751 |
| TOTAL GEN. | 38 | 382431 | 62117 | 505 | 41941 | 446656 |
| CHILDRENS/PEDIATR. CONV./REHAB. | 1 | | 271 | | | 271 |
| CHRON./EXT. CARE / SOINS PROLONGES | 9 | 35987 | 11361 | 25 | 768 | 48116 |
| OTHER/AUTRES | 1 | 70411 | 4383 | | 1235 | 76004 |
| TOTAL PUB. | 50 | 491916 | 78132 | 530 | 43944 | 574134 |
| PRAIRIES PUBLIC | | | | | | |
| GEN. NON-TEACH. NO LTU/NON-ENS. SANS UNITES A L.T. | | | | | | |
| 1 - 24 BEDS/LITS | 19 | 78784 | 5431 | 288 | | 83927 |
| 25 - 49 BEDS/LITS | 26 | 93483 | 21584 | 4310 | 15396 | 122653 |
| 50 - 99 BEDS/LITS | 12 | 153131 | 6824 | | 35480 | 159607 |
| 100 - 199 BEDS/LITS | 2 | 12679 | 2084 | | | 14763 |
| 200 + BEDS/LITS | 2 | 35223 | 6225 | | | 41448 |
| TOTAL | 61 | 373300 | 42148 | 4598 | 50876 | 422398 |
| GEN. NON-TEACHING WITH LTU/NON-ENS. AVEC UNITES A L.T. | | | | | | |
| 1 - 99 BEDS/LITS | 1 | | | | 3582 | 3582 |
| TOTAL | 1 | | | | 3582 | 3582 |
| TOT. NON-TCH/NON-ENS | 62 | 373300 | 42148 | 4598 | 54458 | 425980 |
| GEN. TEACH. FULL / ENSEIGN. COMPLET | | | | | | |
| 500 + BEDS/LITS | 1 | 39902 | 774 | | 26 | 40702 |
| TOTAL | 1 | 39902 | 774 | | 26 | 40702 |
| GEN. TEACH. PARTIAL / ENSEIGN. PARTIEL | | | | | | |
| 500 + BEDS/LITS | 1 | 88471 | 31280 | | | 119751 |
| TOTAL | 1 | 88471 | 31280 | | | 119751 |
| TOTAL GEN. | 64 | 501673 | 74202 | 4598 | 54484 | 586433 |
| CHILDRENS/PEDIATR. CONV./REHAB. | 1 | | 271 | | | 271 |
| CHRON./EXT. CARE / SOINS PROLONGES | 9 | 35987 | 11361 | 25 | 768 | 48116 |
| OTHER/AUTRES | 1 | 70411 | 4383 | | 1235 | 76004 |
| TOTAL PUB. | 76 | 611158 | 90217 | 4623 | 56487 | 713911 |
| BRITISH COLUMBIA / COLOMBIE BRITANNIQUE PUBLIC | | | | | | |
| GEN. NON-TEACH. NO LTU/NON-ENS. SANS UNITES A L.T. | | | | | | |
| 1 - 24 BEDS/LITS | 1 | 252 | | | | 252 |

TABLE 9. SUPPLEMENTARY DETAIL OF THE COST OF MAJOR EQUIPMENT (NON-SHAREABLE)
TABLEAU 9. DETAILS SUPPLEMENTAIRES SUR LE COUT DU GROS MATERIEL (COUT NON-PARTAGEABLE)

| PROVINCE, TYPE OF HOSPITAL AND SIZE PROVINCE, AFFECTATION TAILLE DES HOPITAUX | HOSPITALS REPORTING HOPITAUX REPONDANTS | BALANCE AT JANUARY 1 SOLDE AU 1ER JANVIER | ASSETS ACQUIRED DURING YEAR AVOIRS ACQUIS AU COURS DE L'ANNEE | ASSETS RETIRED DURING YEAR AVOIRS RADIE AU COURS DE L'ANNEE | ADJUSTMENTS REGULARISATIONS | BALANCE AT DECEMBER 31 SOLDE AU 31 DECEMBRE |
|--|--|--|--|--|--------------------------------|--|
| DOLLARS | | | | | | |
| BRITISH COLUMBIA COLOMBIE BRITANNIQUE | | | | | | |
| PUBLIC | | | | | | |
| GEN. NON-TEACH. NO LTU/NON-ENS. SANS UNITES A L.T. | | | | | | |
| 25 - 49 BEDS/LITS | 3 | 6084 | 11255 | | | 17339 |
| 50 - 99 BEDS/LITS | 1 | | 1112 | | 2763 | 3875 |
| 100 - 199BEDS/LITS | 1 | 5144 | | | | 5144 |
| TOTAL | 6 | 11480 | 12367 | | 2763 | 26610 |
| GEN. NON-TEACHING WITH LTU/NON-ENS. AVEC UNITES A L.T. | | | | | | |
| 100 - 199BEDS/LITS | 2 | | 3120 | | | 3120 |
| TOTAL | 2 | | 3120 | | | 3120 |
| TOT. NON-TCH/NON-ENS | 8 | 11480 | 15487 | | 2763 | 29730 |
| GEN. TEACH. PARTIAL /ENSEIGN. PARTIEL | | | | | | |
| 1 - 499 BEDS/LITS | 2 | 57764 | | | | 57764 |
| TOTAL | 2 | 57764 | | | | 57764 |
| TOTAL GEN. | 10 | 69244 | 15487 | | 2763 | 87494 |
| CONV./REHAB. CHRON./EXT. CARE/SOINS PROLONGES | | | | | | |
| OTHER/AUTRES | 1 | 3157 | | 363 | | 3157 |
| TOTAL PUB. | 14 | 80959 | 15850 | | 2763 | 99572 |
| CANADA | | | | | | |
| PUBLIC | | | | | | |
| GEN. NON-TEACH. NO LTU/NON-ENS. SANS UNITES A L.T. | | | | | | |
| 1 - 24 BEDS/LITS | 31 | 128854 | 7029 | 288 | 4505 | 140100 |
| 25 - 49 BEDS/LITS | 42 | 137120 | 41084 | 4310 | 22000 | 182394 |
| 50 - 99 BEDS/LITS | 27 | 283572 | 24030 | | 52524 | 298822 |
| 100 - 199BEDS/LITS | 15 | 793316 | 17964 | 4038 | 1965 | 771277 |
| 200 + BEDS/LITS | 15 | 650579 | 29081 | | 100937 | 597203 |
| TOTAL | 130 | 1959441 | 119188 | 8636 | 181931 | 1989796 |
| GEN. NON-TEACHING WITH LTU/NON-ENS. AVEC UNITES A L.T. | | | | | | |
| 1 - 99 BEDS/LITS | 8 | 40402 | 18884 | 16292 | 19871 | 44711 |
| 100 - 199BEDS/LITS | 9 | 91229 | 4192 | | | 95421 |
| 200 + BEDS/LITS | 11 | 354700 | 28780 | | 33759 | 417239 |
| TOTAL | 28 | 486331 | 51856 | 16292 | 53630 | 557371 |
| TOT. NON-TCH/NON-ENS | 158 | 2445772 | 171044 | 24928 | 235561 | 2547167 |
| GEN. TEACH. FULL /ENSEIGN. COMPLET | | | | | | |
| 1 - 499 BEDS/LITS | 2 | 124561 | 9216 | | 21583 | 155360 |
| 500 + BEDS/LITS | 17 | 8300078 | 1817295 | 159284 | 725936 | 10015119 |
| TOTAL | 19 | 8424639 | 1826511 | 159284 | 747519 | 10170479 |
| GEN. TEACH. PARTIAL /ENSEIGN. PARTIEL | | | | | | |
| 1 - 499 BEDS/LITS | 7 | 699414 | 47222 | | 46068 | 700568 |
| 500 + BEDS/LITS | 4 | 128834 | 31280 | 10147 | 1464 | 151431 |
| TOTAL | 11 | 828248 | 78502 | 10147 | 47532 | 851599 |
| TOTAL GEN. | 188 | 11698659 | 2076057 | 194359 | 1030612 | 13569645 |
| CHILDRENS/PEDIATR. CONV./REHAB. | | | | | | |
| CHRON./EXT. CARE/SOINS PROLONGES | 10 | 2390011 | 273617 | 11832 | | 2651796 |
| OTHER/AUTRES | 15 | 201213 | 33635 | 10758 | 5229 | 229319 |
| TOTAL PUB. | 4 | 14587 | 7365 | 25 | 3014 | 157864 |
| TOTAL PUB. | 221 | 14435538 | 2390674 | 216974 | 1038855 | 16603211 |

TABLE 10. MAJOR EQUIPMENT (SHAREABLE AND NON-SHAREABLE) COST PER RATED BED
TABLEAU 10. COUT DU GROS MATERIEL (PARTAGEABLE OU NON) PAR LIT (CAPACITE THEORIQUE)

| TYPE AND SIZE AFFECTATION ET TAILLE | * CANADA | NFLD. - T.-N. | P.-E.-I. - I.P.-E. | N.-S. - N.-E. | N.-B. | ATLANTIC - ATLAN- TIQUE | QUEBEC | ONTARIO | MANITOBA | SASK. | ALBERTA | PRAIRIES | B.-C. - C.-B. |
|--|---|---|--|---|---|---|---|---|---|---|---|---|---|
| PUB. GEN. NON-TCH NO. LITU/NON-ENS. SANS UNIT. A L.T. 1 - 24 BEDS/LITS | Q1 MED MN. Q3 2595.73 3585.80 3739.88 4604.61 | Q1 MED MN. Q3 3568.66 4750.67 5889.02 5574.57 | 2521.15 | Q1 MED MN. Q3 2269.72 3177.24 3423.74 4025.89 | Q1 MED MN. Q3 2013.56 2930.84 4292.44 5644.06 | Q1 MED MN. Q3 2694.44 3553.83 4391.77 4905.54 | Q1 MED MN. Q3 2390.06 3232.55 4250.57 4789.19 | Q1 MED MN. Q3 3980.31 3049.50 3149.70 3915.29 | Q1 MED MN. Q3 2154.90 3049.50 3149.70 3812.92 | Q1 MED MN. Q3 3213.60 4120.77 4033.74 4672.60 | Q1 MED MN. Q3 1922.06 2608.18 2697.78 3304.21 | Q1 MED MN. Q3 2541.62 3549.65 3520.91 4395.60 | Q1 MED MN. Q3 2367.46 3064.17 3497.41 4056.47 |
| 25 - 49 BEDS/LITS | Q1 MED MN. Q3 2821.56 3522.69 3850.24 4564.64 | Q1 MED MN. Q3 3237.59 3490.73 5133.25 3853.97 | 2606.28 | Q1 MED MN. Q3 4426.47 4494.21 6016.29 6970.42 | Q1 MED MN. Q3 3934.40 5549.65 5155.15 5958.84 | Q1 MED MN. Q3 3357.80 4145.87 5155.15 5764.09 | Q1 MED MN. Q3 2594.52 3669.68 3570.22 4227.42 | Q1 MED MN. Q3 3415.41 4310.45 4350.46 5226.02 | Q1 MED MN. Q3 1358.34 2023.16 2035.37 2622.48 | Q1 MED MN. Q3 3173.53 3812.73 3771.49 4248.59 | Q1 MED MN. Q3 2585.84 3146.74 3419.67 4379.45 | Q1 MED MN. Q3 2461.21 3273.39 3335.05 4207.88 | Q1 MED MN. Q3 3197.37 4013.40 4163.38 4763.39 |
| 50 - 99 BEDS/LITS | Q1 MED MN. Q3 2899.95 3907.06 4192.34 4963.10 | 9391.97 | 2702.13 | Q1 MED MN. Q3 3045.29 4549.02 4148.62 4758.28 | Q1 MED MN. Q3 5827.33 5507.45 | Q1 MED MN. Q3 3225.24 4690.00 4963.44 5764.09 | Q1 MED MN. Q3 4142.25 5605.13 5309.28 6334.75 | Q1 MED MN. Q3 3972.12 4769.85 5207.63 5394.53 | Q1 MED MN. Q3 1994.23 2641.04 2753.02 3179.24 | Q1 MED MN. Q3 2689.60 3461.93 3514.99 4346.65 | Q1 MED MN. Q3 2193.08 2889.23 2915.12 3671.85 | Q1 MED MN. Q3 2330.29 2908.25 3001.09 4253.95 | Q1 MED MN. Q3 2924.91 3967.79 4127.34 5233.95 |
| 100 - 199 BEDS/LITS | Q1 MED MN. Q3 3831.08 4625.02 4813.74 5836.49 | Q1 MED MN. Q3 8031.16 7081.21 | 3852.78 | Q1 MED MN. Q3 4155.77 3905.46 | Q1 MED MN. Q3 4846.93 4542.40 | Q1 MED MN. Q3 3224.71 4474.39 4677.48 5536.91 | Q1 MED MN. Q3 4029.87 5160.30 5129.76 6065.34 | Q1 MED MN. Q3 4090.78 5558.72 5469.38 6418.92 | 2568.65 | Q1 MED MN. Q3 4333.23 4364.92 | Q1 MED MN. Q3 3610.10 4049.03 | Q1 MED MN. Q3 2906.11 3841.23 4000.42 4338.01 | Q1 MED MN. Q3 3638.69 3902.78 3988.81 4166.82 |
| 200 + BEDS/LITS | Q1 MED MN. Q3 4051.61 4978.26 5100.98 5975.92 | Q1 MED MN. Q3 2450.14 | 4280.01 | Q1 MED MN. Q3 3416.95 3203.12 | Q1 MED MN. Q3 4981.23 5316.84 | Q1 MED MN. Q3 2653.07 4280.01 3935.58 4857.89 | Q1 MED MN. Q3 4389.22 5421.94 5655.07 6670.39 | Q1 MED MN. Q3 4352.62 5178.10 5409.06 6215.65 | 4436.40 | Q1 MED MN. Q3 3020.24 | Q1 MED MN. Q3 5273.10 4642.47 | Q1 MED MN. Q3 4382.06 4293.61 | Q1 MED MN. Q3 3766.72 3676.27 |
| TOTAL | Q1 MED MN. Q3 2918.01 3909.51 4626.79 4973.43 | Q1 MED MN. Q3 3407.77 3907.51 5723.33 6296.28 | 2702.13 3684.81 | Q1 MED MN. Q3 2873.84 3860.77 3773.22 4538.68 | Q1 MED MN. Q3 3437.64 5145.07 5174.93 6096.19 | Q1 MED MN. Q3 3037.38 4215.93 4561.76 5596.86 | Q1 MED MN. Q3 3909.14 4940.94 5231.95 5874.75 | Q1 MED MN. Q3 4006.97 4865.44 5333.39 5687.88 | 1986.28 2658.76 3125.31 3514.50 | Q1 MED MN. Q3 3099.39 4061.44 3887.35 4619.86 | Q1 MED MN. Q3 2395.36 3106.54 3459.41 3857.63 | Q1 MED MN. Q3 2532.58 3335.62 4251.23 | Q1 MED MN. Q3 3054.12 3850.03 3936.03 4607.94 |
| -WITH LITU/AVEC UNITES A L.T. 1 - 99 BEDS/LITS | Q1 MED MN. Q3 3335.45 4273.45 4364.46 5237.65 | 1172.70 | | | | 1172.70 | 3529.92 | | 3922.78 4653.69 4861.27 5424.06 | 3335.45 2902.74 | 2530.13 | 2932.79 2831.49 | 2593.09 |
| 100 - 199 BEDS/LITS | Q1 MED MN. Q3 3214.79 3807.45 3872.10 4395.77 | | 3141.04 | | | 3141.04 | 4357.32 | | 3742.21 4231.51 4093.71 4455.20 | 2829.14 | | 2829.14 | 3200.89 3649.29 3535.87 3850.54 |
| 200 + BEDS/LITS | Q1 MED MN. Q3 3771.21 4510.74 4675.60 5466.77 | | | 4117.09 | 4117.09 | | 3473.16 | | 4321.64 4912.34 5064.34 5763.39 | 4418.66 | | 4418.66 | 3281.22 3208.77 |
| TOTAL | Q1 MED MN. Q3 3551.03 4316.71 4469.86 5020.26 | 1172.70 | 3141.04 | 4117.09 | | 3447.89 3704.25 | 3792.25 3545.76 | 3818.71 4521.48 6870.80 5424.06 | 3082.30 2876.97 | 4418.66 | 2530.13 | 3335.45 3674.29 | 2848.09 3562.08 3390.45 3809.11 |
| -TOTAL NON- TEACH/NON- ENSEIGNANT | Q1 MED MN. Q3 3023.95 3992.40 4580.39 4977.75 | Q1 MED MN. Q3 3321.06 3796.73 4506.13 6150.09 | 2557.21 3806.53 3567.28 3141.04 | Q1 MED MN. Q3 2873.84 3860.77 3773.22 4538.68 | Q1 MED MN. Q3 3597.33 5020.88 4960.83 6018.08 | Q1 MED MN. Q3 3037.38 4176.54 4474.78 5514.92 | Q1 MED MN. Q3 2839.47 6796.26 5115.54 5779.36 | Q1 MED MN. Q3 4003.53 4053.00 5097.70 5505.84 | Q1 MED MN. Q3 1986.28 2829.14 3092.55 3514.50 | Q1 MED MN. Q3 3130.14 3102.12 3950.58 4617.12 | Q1 MED MN. Q3 2396.51 3102.12 3448.59 3850.44 | Q1 MED MN. Q3 2532.27 3335.45 3537.18 4260.26 | Q1 MED MN. Q3 3034.01 3766.72 3735.59 4344.25 |
| -GEN TCH FULL/ ENS COMPLETE - 499 BEDS/LITS | Q1 MED MN. Q3 7923.13 8188.31 | 9662.23 | | 6927.56 | | 8085.54 | 8356.54 | | 7923.13 8149.74 | | | | 4804.12 5423.65 5692.71 5697.56 |
| 500 + BEDS/LITS | Q1 MED MN. Q3 5246.79 6080.07 6395.60 7341.82 | | | 6927.56 | | 8085.54 | 8356.54 | | 5603.46 6368.92 7116.68 8771.82 | 5459.54 | 7751.01 | 5246.79 5497.13 | 5385.78 |
| TOTAL | Q1 MED MN. Q3 5363.73 6608.89 6552.34 7780.05 | 9662.23 | | 6927.56 | | 8085.54 | 8356.54 | | 5765.73 7116.68 7222.22 8812.09 | 5459.54 | 7751.01 | 5246.79 5497.13 | 5385.78 |
| -GEN TCH PART-/ ENS PARTIEL - 499 BEDS/LITS | Q1 MED MN. Q3 5041.92 6071.47 6063.34 6806.48 | 6794.57 | | 6948.05 | | 6948.05 | 6855.96 | | 5575.65 6143.29 6796.26 7635.75 | 6892.53 | 4754.24 4771.55 | | 5268.05 5165.63 |
| 500 + BEDS/LITS | Q1 MED MN. Q3 3692.74 4938.03 4808.97 5745.20 | | | 5745.20 | 5745.20 | 5745.20 | 7032.24 | 5739.92 | 5599.85 6201.04 6833.05 7484.87 | 3692.74 | 3536.73 | 3692.74 3586.63 | 3796.68 |
| TOTAL | Q1 MED MN. Q3 4814.07 5763.53 5570.34 6727.46 | 6794.57 | | 6152.05 | | 6561.30 6368.31 | 6561.30 6368.31 | 5117.64 5422.92 | 5117.64 5422.92 | 6892.53 | 4324.90 4362.79 | 3536.73 | 4754.24 4205.39 |
| -TOTAL GEN. | Q1 MED MN. Q3 3102.12 4137.60 4747.43 5259.03 | Q1 MED MN. Q3 3407.77 3853.97 6477.43 6962.57 | 2557.21 2806.53 3141.04 | Q1 MED MN. Q3 2926.89 3863.02 4196.85 4599.17 | Q1 MED MN. Q3 3696.56 5145.07 5277.55 6096.19 | Q1 MED MN. Q3 3084.34 4267.63 5049.32 5745.20 | Q1 MED MN. Q3 3993.63 5289.07 6152.55 6301.63 | Q1 MED MN. Q3 4064.62 4822.47 5536.16 5763.39 | Q1 MED MN. Q3 1994.23 4059.62 4079.01 3644.96 | Q1 MED MN. Q3 3203.57 4295.37 4370.57 4630.82 | Q1 MED MN. Q3 2461.21 3128.01 4202.80 3939.43 | Q1 MED MN. Q3 2597.30 3439.91 4226.42 4359.06 | Q1 MED MN. Q3 3081.59 3827.72 4226.29 4547.91 |
| -CHILDRENS/ PEDIATR. | Q1 MED MN. Q3 9112.80 11083.35 | 7326.83 | | 16361.79 | | 12173.40 | 10066.64 | 13956.52 | | 7587.49 | 2959.97 | 5942.15 | |
| -CONV./ REHAB | Q1 MED MN. Q3 1678.54 1813.97 2729.09 3202.71 | 489.88 | | 2666.57 | 4888.00 | | 2793.87 2216.19 | 3239.95 2958.40 | 2045.97 2776.91 | 3165.47 | | 2808.74 | 2935.58 |
| CHRON./EXT. CARE/SOINS PROLONGES | Q1 MED MN. Q3 1280.22 1821.51 1901.72 2220.39 | | | 2216.48 | | 1216.48 | 1216.48 | | 985.80 1953.28 2105.96 2454.33 | 1772.89 | | 1360.09 1745.16 1695.58 1969.83 | 1355.15 1745.16 1710.55 1970.50 |
| OTHER/ AUTRES | Q1 MED MN. Q3 3509.78 6857.46 9135.33 8336.39 | | | 6754.95 | | 6754.95 | 7466.32 8864.16 | 20907.64 | | 1820.33 | 5053.56 | 3243.53 3066.03 | 0242.08 |
| TOTAL PUB. | Q1 MED MN. Q3 2820.79 3976.42 5101.44 5206.03 | Q1 MED MN. Q3 3362.79 3853.97 6439.69 7183.66 | 2557.21 2806.53 3141.04 | Q1 MED MN. Q3 2916.45 3863.02 4196.85 4669.66 | Q1 MED MN. Q3 3597.33 5020.88 4960.83 6018.08 | Q1 MED MN. Q3 3032.98 4267.63 5145.07 5790.24 | Q1 MED MN. Q3 3271.68 4944.57 5585.64 5790.24 | Q1 MED MN. Q3 3832.47 4337.39 5434.42 6259.77 | Q1 MED MN. Q3 1994.23 4059.62 4267.25 3644.96 | Q1 MED MN. Q3 3178.15 4053.19 4267.25 4627.92 | Q1 MED MN. Q3 2115.46 2823.55 3708.42 3811.47 | Q1 MED MN. Q3 2388.34 3204.98 3909.48 4278.51 | Q1 MED MN. Q3 2825.07 3732.25 4226.29 4382.50 |
| PRIVATE/ PRIVES | MED MN. | | | | | | | | | | | | |
| FEDERAL/ FEDERAUX | MED MN. | | | | | | | | | | | | |

* INCLUDES YUKON & NORTHWEST TERRITORIES. - Y COMPRIS LE YUKON ET LES TERRITOIRES DU NORD-OUEST.

TABLE 11. INVENTORY OF SUPPLIES PER RATED BED
TABLEAU 11. STOCKS PAR LIT (CAPACITE THEORIQUE)

| TYPE AND SIZE AFFECTATION ET TAILLE | CANADA * | NFLD. T.-N. | P.-E.-I. I.P.-E. | N.S. N.-E. | N.B. | ATLANTIC ATLAN- TIQUE | QUEBEC | ONTARIO | MANITOBA | SASK. | ALBERTA | PRAIRIES | B.C. C.-B. |
|--|--|--|--------------------------------------|--------------------------------------|--------------------------------------|--|--|--------------------------------------|--------------------------------------|--------------------------------------|--------------------------------------|--------------------------------------|--------------------------------------|
| PUB. GEN. NON-TCH NO LITU/NON-ENS. SANS UNIT. A L.T. | | | | | | | | | | | | | |
| 1 - 24 BEDS/LITS | Q1 355.50 MED 488.44 MN. 589.77 Q3 626.76 | 1174.01 2450.97 2035.34 2672.00 | 377.32 | 169.18 352.34 511.33 488.08 | 340.36 429.46 426.76 520.62 | 322.13 513.31 974.47 1112.73 | 453.65 783.08 1018.60 1209.39 | 406.74 529.37 | 418.95 520.35 537.71 607.02 | 367.90 479.75 483.01 584.54 | 259.12 366.64 355.96 452.51 | 362.67 466.10 478.22 579.13 | 324.19 439.78 478.49 541.30 |
| 25 - 49 BEDS/LITS | Q1 328.93 MED 459.59 MN. 499.07 Q3 597.68 | 463.21 685.88 736.08 712.86 | 422.55 | 449.15 511.33 463.23 | 489.27 544.47 605.23 654.18 | 449.15 546.07 604.67 671.61 | 267.46 545.00 559.51 671.99 | 336.87 471.64 506.66 539.39 | 352.20 424.44 478.61 566.94 | 328.76 427.71 492.48 544.69 | 268.81 318.81 343.05 422.70 | 299.80 380.57 416.52 502.55 | 502.37 660.14 660.14 785.37 |
| 50 - 99 BEDS/LITS | Q1 329.91 MED 445.51 MN. 482.47 Q3 569.36 | 722.99 | 297.18 | 316.74 455.98 436.37 517.68 | 470.91 604.67 468.86 | 331.13 449.13 455.98 464.33 568.85 | 449.13 541.40 605.29 777.40 | 381.61 565.02 605.29 648.77 | 303.15 461.24 461.51 482.24 | 389.52 390.47 398.69 416.27 | 227.44 306.88 297.48 347.65 | 259.75 329.19 350.67 411.20 | 405.03 559.40 592.80 677.04 |
| 100 - 199 BEDS/LITS | Q1 395.43 MED 476.47 MN. 479.05 Q3 551.57 | 531.34 533.13 | 295.89 | 415.69 438.55 | 442.52 408.57 | 353.35 474.80 454.10 435.41 505.93 | 538.64 431.82 555.60 608.88 | 378.96 449.02 486.16 | 583.74 | 563.11 509.81 | 403.17 395.81 | 341.91 489.08 467.84 564.77 | 345.32 398.82 407.91 468.91 |
| 200 + BEDS/LITS | Q1 328.28 MED 405.53 MN. 424.04 Q3 511.40 | 589.11 | 490.65 | 389.83 390.63 | 453.95 441.14 | 372.50 445.73 444.85 472.75 | 387.08 463.33 480.89 528.49 | 306.22 368.52 399.61 495.79 | 372.34 | 244.99 | 404.64 448.56 | 383.81 384.16 | 418.13 384.05 |
| TOTAL | Q1 348.56 MED 455.98 MN. 468.17 Q3 577.03 | 563.73 840.89 795.30 2014.15 | 374.88 392.82 | 330.65 408.86 430.51 498.87 | 410.34 470.91 459.30 554.69 | 374.29 478.18 499.47 590.24 | 512.95 538.16 539.41 678.29 | 351.49 437.89 432.39 565.02 | 375.94 496.95 460.00 600.09 | 362.26 466.10 472.45 569.14 | 261.60 327.12 351.14 408.45 | 308.62 410.47 415.85 543.00 | 403.02 519.53 492.01 674.99 |
| -WITH LITU/AVEC UNITES A L.T. | | | | | | | | | | | | | |
| 1 - 99 BEDS/LITS | Q1 298.95 MED 475.19 MN. 495.91 Q3 601.94 | 2052.42 | | | | 2052.42 | 379.02 | | 360.25 511.64 503.73 620.12 | 322.69 306.35 | | 279.21 292.84 | 320.72 |
| 100 - 199 BEDS/LITS | Q1 276.24 MED 388.71 MN. 374.19 Q3 444.04 | | 396.83 | | | 396.83 | 447.60 | | 333.58 391.72 401.28 431.47 | 444.04 | | 444.04 | 227.46 259.49 304.94 308.82 |
| 200 + BEDS/LITS | Q1 270.44 MED 349.57 MN. 340.62 Q3 433.90 | | | | 328.39 | 328.39 | 279.62 275.53 | | 267.82 362.88 349.97 474.46 | 280.98 | | 280.98 | 343.40 360.84 |
| TOTAL | Q1 285.14 MED 387.62 MN. 370.26 Q3 509.61 | 2052.42 | 396.83 | | 328.39 | 390.64 474.36 | 312.40 297.70 | | 319.49 409.30 383.07 537.00 | 336.45 280.98 | 235.72 | 322.69 308.05 | 235.99 299.44 332.44 406.83 |
| -TOTAL NON- TEACH/NON- ENSEIGNANT | Q1 336.58 MED 447.60 MN. 439.53 Q3 568.38 | 570.08 909.21 856.25 2042.85 | 295.89 385.86 393.68 471.67 | 330.65 408.86 430.51 498.87 | 390.24 460.65 432.81 547.88 | 374.29 471.67 496.91 590.24 | 402.49 530.00 512.04 675.87 | 337.81 427.50 407.13 597.85 | 362.38 478.70 446.28 594.73 | 351.02 464.22 449.67 565.99 | 260.20 325.98 349.80 407.53 | 302.86 405.65 432.44 542.08 | 367.09 483.38 415.49 663.22 |
| -GEN TCH FULL/ ENS COMPLET | | | | | | | | | | | | | |
| 1 - 499 BEDS/LITS | Q1 594.32 MED 580.76 | 752.41 | | 635.84 | | 685.20 | 606.85 | | 539.26 469.06 | | | | |
| 500 + BEDS/LITS | Q1 338.40 MED 397.47 MN. 449.26 Q3 558.01 | | | | | | 337.57 471.55 473.52 558.87 | 342.26 378.69 462.93 576.58 | 346.39 | 541.05 | 366.23 439.10 | 306.36 385.73 423.21 496.96 | 338.75 |
| TOTAL | Q1 338.75 MED 445.64 MN. 460.53 Q3 594.32 | 752.41 | | 635.84 | | 685.20 | 337.93 524.45 484.15 624.49 | 342.04 391.14 463.43 581.02 | 346.39 | 541.05 | 366.23 439.10 | 306.36 385.73 423.21 496.96 | 338.75 |
| -GEN TCH PART./ ENS PARTIEL | | | | | | | | | | | | | |
| 1 - 499 BEDS/LITS | Q1 309.03 MED 425.36 MN. 440.03 Q3 534.25 | 344.43 | | | 394.83 | 394.83 364.59 | 389.94 438.05 454.64 591.28 | 546.74 578.98 | 295.64 | 380.87 | | 358.57 365.03 | 415.62 454.65 |
| 500 + BEDS/LITS | Q1 224.89 MED 314.80 MN. 311.91 Q3 395.89 | | | | 286.36 | 286.36 | 292.86 | 329.06 | | 401.05 | 265.65 | 395.89 308.96 | 336.73 |
| TOTAL | Q1 299.36 MED 398.47 MN. 389.67 Q3 483.90 | 344.43 | | | 323.05 | 340.60 330.25 | 356.72 434.42 429.38 555.01 | 424.09 418.83 | 295.64 | 388.51 | 265.65 | 395.89 330.93 | 336.73 420.03 |
| -TOTAL GEN. | Q1 336.67 MED 443.13 MN. 438.82 Q3 567.95 | 531.34 762.49 712.82 2014.15 | 295.89 385.86 393.68 471.67 | 331.38 412.28 458.09 503.23 | 386.38 454.10 403.62 541.91 | 373.56 471.67 486.02 599.47 | 399.78 518.76 487.41 654.00 | 339.98 425.87 423.95 562.46 | 353.53 471.29 405.50 588.50 | 352.20 451.73 440.55 565.28 | 261.60 328.45 370.44 408.45 | 304.76 405.35 399.51 538.83 | 339.51 482.67 415.49 665.87 |
| -CHILDRENS/ PEDIATR. | Q1 391.30 MED 569.46 | 310.17 | | 367.84 | | 341.11 | 442.95 | 1009.00 | 391.30 | | 276.13 | 350.35 | |
| -CONV./ REHAB | Q1 128.24 MED 195.70 MN. 228.65 Q3 265.05 | | 266.92 | | 360.55 | 290.62 283.06 | 255.90 310.52 | 133.87 122.57 | 265.05 | | 245.58 | 252.50 | 134.38 206.57 |
| CHRON./EXT. CARE/SOINS PROLONGES | Q1 91.23 MED 152.67 MN. 157.99 Q3 201.48 | | | | 44.76 | 44.76 | 152.21 207.67 221.60 278.54 | 115.54 160.40 136.81 189.63 | 284.43 | | 76.54 95.32 95.88 127.30 | 81.58 101.24 135.87 148.31 | 113.17 103.68 |
| OTHER/ AUTRES | Q1 209.54 MED 368.76 MN. 398.23 Q3 535.42 | | | 238.50 | | 238.50 | 339.35 328.29 | 773.61 | | 153.14 | 699.16 | 210.22 363.51 | 385.30 |
| TOTAL PUB. | Q1 299.52 MED 414.95 MN. 414.79 Q3 556.78 | 524.04 522.41 667.83 1870.32 | 295.89 385.86 393.68 471.67 | 316.09 400.90 440.62 497.29 | 369.12 453.95 396.15 536.78 | 357.59 461.93 470.78 582.15 | 312.75 473.07 453.42 592.78 | 302.42 406.70 407.69 543.07 | 350.38 455.43 387.68 578.18 | 347.97 442.50 428.90 565.22 | 201.76 298.31 323.37 390.59 | 276.94 390.59 365.75 520.50 | 309.32 489.50 397.19 602.94 |
| PRIVATE/ PRIVES | | | | | | | | | | | | | |
| FEDERAL/ FEDERAUX | | | | | | | | | | | | | |

* INCLUDES YUKON & NORTHWEST TERRITORIES. - Y COMPRIS LE YUKON ET LES TERRITOIRES DU NORD-OUEST.

TABLE 12. SUPPLEMENTARY DETAIL OF ACCUMULATED DEPRECIATION, LAND IMPROVEMENTS
 TABLEAU 12. DETAILS SUPPLEMENTAIRES SUR L'AMORTISSEMENT ACCUMULE DES AMELIORATIONS DE TERRAINS

| PROVINCE, TYPE OF HOSPITAL AND SIZE PROVINCE, AFFECTATION TAILLE DES HOPITAUX | HOSPITALS REPORTING HOPITAUX REpondANTS | BALANCE AT JANUARY 1 SOLDE AU 1ER JANVIER | DEPRECIATION PROVIDED DURING YEAR AMORTISSEMENT PREVUS POUR L'ANNEE | ACCUM. DEPREC. ON ASSETS RETIRED AMORT. ACCUM. SUR L'ACTIF RADIE | ADJUSTMENTS REGULARISATIONS | BALANCE AT DECEMBER 31 SOLDE AU 31 DECEMBRE |
|--|--|--|--|---|--------------------------------|--|
| DOLLARS | | | | | | |
| NEWFOUNDLAND | | | | | | |
| TERRE-NEUVE | | | | | | |
| PUBLIC | | | | | | |
| GEN. TEACH. FULL/ENSEIGN. COMPLET | | | | | | |
| 1 - 499 BEDS/LITS | 1 | | 1304 | | | 1304 |
| TOTAL | 1 | | 1304 | | | 1304 |
| GEN. TEACH. PARTIAL/ENSEIGN. PARTIEL | | | | | | |
| 1 - 499 BEDS/LITS | 2 | 2116 | 1218 | | | 3334 |
| TOTAL | 2 | 2116 | 1218 | | | 3334 |
| TOTAL GEN. | 3 | 2116 | 2522 | | | 4638 |
| TOTAL PUB. | 3 | 2116 | 2522 | | | 4638 |
| PRINCE EDWARD ISLAND | | | | | | |
| ILE DU P.-E. | | | | | | |
| PUBLIC | | | | | | |
| GEN. NON-TEACH. NO LTU/NON-ENS. SANS UNITES A L.T. | | | | | | |
| 25 - 49 BEDS/LITS | 1 | 1337 | 115 | | | 1452 |
| 50 - 99 BEDS/LITS | 1 | 126 | 62 | | | 188 |
| 200 + BEDS/LITS | 1 | 18019 | 1200 | | | 19219 |
| TOTAL | 3 | 19482 | 1377 | | | 20859 |
| GEN. NON-TEACHING WITH LTU/NON-ENS. AVEC UNITES A L.T. | | | | | | |
| 100 - 199 BEDS/LITS | 1 | 7398 | 3699 | | | 11097 |
| TOTAL | 1 | 7398 | 3699 | | | 11097 |
| TOT. NON-TCH/NON-ENS | 4 | 26880 | 5076 | | | 31956 |
| TOTAL GEN. | 4 | 26880 | 5076 | | | 31956 |
| TOTAL PUB. | 4 | 26880 | 5076 | | | 31956 |
| NOVA SCOTIA | | | | | | |
| NOUVELLE-ECOSSE | | | | | | |
| PUBLIC | | | | | | |
| GEN. NON-TEACH. NO LTU/NON-ENS. SANS UNITES A L.T. | | | | | | |
| 1 - 24 BEDS/LITS | 1 | 3684 | 226 | | | 3910 |
| 25 - 49 BEDS/LITS | 3 | 4500 | 887 | | | 5387 |
| 50 - 99 BEDS/LITS | 3 | 25912 | 4657 | | | 30569 |
| 100 - 199 BEDS/LITS | 3 | 25261 | 3353 | | | 28614 |
| 200 + BEDS/LITS | 1 | 22834 | 3068 | | | 25902 |
| TOTAL | 13 | 82191 | 12191 | | | 94382 |
| TOT. NON-TCH/NON-ENS | 13 | 82191 | 12191 | | | 94382 |
| GEN. TEACH. FULL/ENSEIGN. COMPLET | | | | | | |
| 1 - 499 BEDS/LITS | 1 | 176 | 176 | | | 352 |
| TOTAL | 1 | 176 | 176 | | | 352 |
| TOTAL GEN. | 14 | 82367 | 12367 | | | 94734 |
| CHILDRENS/PEDIATR. | 1 | | 445 | | | 445 |
| TOTAL PUB. | 15 | 82367 | 12812 | | | 95179 |
| NEW BRUNSWICK | | | | | | |
| NOUVEAU-BRUNSWICK | | | | | | |
| PUBLIC | | | | | | |
| GEN. NON-TEACH. NO LTU/NON-ENS. SANS UNITES A L.T. | | | | | | |
| 1 - 24 BEDS/LITS | 3 | 477 | 487 | | | 964 |
| 25 - 49 BEDS/LITS | 3 | 13305 | 1860 | | 505 | 15670 |
| 50 - 99 BEDS/LITS | 6 | 13977 | 4441 | | | 18418 |
| 100 - 199 BEDS/LITS | 6 | 23350 | 4815 | | 17978 | 46143 |
| 200 + BEDS/LITS | 2 | 14481 | 2285 | | | 16766 |
| TOTAL | 19 | 65590 | 13888 | | 18483 | 97961 |
| GEN. NON-TEACHING WITH LTU/NON-ENS. AVEC UNITES A L.T. | | | | | | |
| 200 + BEDS/LITS | 2 | 30503 | 2392 | | | 32895 |
| TOTAL | 2 | 30503 | 2392 | | | 32895 |
| TOT. NON-TCH/NON-ENS | 21 | 96093 | 16280 | | 18483 | 130856 |
| GEN. TEACH. PARTIAL/ENSEIGN. PARTIEL | | | | | | |
| 1 - 499 BEDS/LITS | 1 | 8035 | | | | 8035 |
| 500 + BEDS/LITS | 1 | 440 | 100 | | | 540 |
| TOTAL | 2 | 8475 | 100 | | | 8575 |
| TOTAL GEN. | 23 | 104568 | 16380 | | 18483 | 139431 |
| TOTAL PUB. | 23 | 104568 | 16380 | | 18483 | 139431 |
| ATLANTIC | | | | | | |
| ATLANTIQUE | | | | | | |
| PUBLIC | | | | | | |
| GEN. NON-TEACH. NO LTU/NON-ENS. SANS UNITES A L.T. | | | | | | |
| 1 - 24 BEDS/LITS | 4 | 4161 | 713 | | | 4874 |
| 25 - 49 BEDS/LITS | 7 | 19142 | 2862 | | 505 | 22509 |
| 50 - 99 BEDS/LITS | 11 | 40015 | 9160 | | | 49175 |
| 100 - 199 BEDS/LITS | 9 | 48611 | 8168 | | 17978 | 74757 |
| 200 + BEDS/LITS | 4 | 5334 | 6553 | | | 61887 |
| TOTAL | 35 | 167263 | 27456 | | 18483 | 213202 |
| GEN. NON-TEACHING WITH LTU/NON-ENS. AVEC UNITES A L.T. | | | | | | |
| 100 - 199 BEDS/LITS | 1 | 7398 | 3699 | | | 11097 |

TABLE 12. SUPPLEMENTARY DETAIL OF ACCUMULATED DEPRECIATION, LAND IMPROVEMENTS
 TABLEAU 12. DETAILS SUPPLEMENTAIRES SUR L'AMORTISSEMENT ACCUMULE DES AMELIORATIONS DE TERRAINS

| PROVINCE, TYPE OF HOSPITAL AND SIZE PROVINCE, AFFECTATION TAILLE DES HOPITAUX | HOSPITALS REPORTING HOPITAUX REPONDANTS | BALANCE AT JANUARY 1 SOLDE AU 1ER JANVIER | DEPRECIATION PROVIDED DURING YEAR AMORTISSEMENT PREVUS POUR L'ANNEE | ACCUM. DEPREC. ON ASSETS RETIRED AMORT. ACCUM. SUR L'ACTIF RADIE | ADJUSTMENTS REGULARISATIONS | BALANCE AT DECEMBER 31 SOLDE AU 31 DECEMBRE |
|--|--|--|--|---|--------------------------------|--|
| DOLLARS | | | | | | |
| ATLANTIC | | | | | | |
| ATLANTIQUE | | | | | | |
| GEN. NON-TEACHING WITH LTU/NON-ENS. AVEC UNITES A L.T. 200 + BEDS/LITS | 2 | 30503 | 2392 | | | 32895 |
| TOTAL | 3 | 37901 | 6091 | | | 43992 |
| TOT. NON-TCH/NON-ENS | 38 | 205164 | 33547 | | 18483 | 257194 |
| GEN. TEACH. FULL/ENSEIGN. COMPLET 1 - 499 BEDS/LITS | 2 | 176 | 1480 | | | 1656 |
| TOTAL | 2 | 176 | 1480 | | | 1656 |
| GEN. TEACH. PARTIAL/ENSEIGN. PARTIEL 1 - 499 BEDS/LITS | 3 | 10151 | 1218 | | | 11369 |
| 500 + BEDS/LITS | 1 | 440 | 100 | | | 540 |
| TOTAL | 4 | 10591 | 1318 | | | 11909 |
| TOTAL GEN. | 44 | 215931 | 36345 | | 18483 | 270759 |
| CHILDRENS/PEDIATR. | 1 | | 445 | | | 445 |
| TOTAL PUB. | 45 | 215931 | 36790 | | 18483 | 271204 |
| QUEBEC | | | | | | |
| ATLANTIQUE | | | | | | |
| GEN. NON-TEACH. NO LTU/NON-ENS. SANS UNITES A L.T. 1 - 24 BEDS/LITS | 1 | | 927 | | | 927 |
| 25 - 49 BEDS/LITS | 2 | 1430 | 241 | | | 1671 |
| 50 - 99 BEDS/LITS | 6 | 18626 | 2160 | | | 20786 |
| 100 - 199 BEDS/LITS | 6 | 33756 | 12308 | | | 46066 |
| 200 + BEDS/LITS | 5 | 27178 | 7373 | | | 34551 |
| TOTAL | 19 | 80990 | 23009 | | | 104001 |
| GEN. NON-TEACHING WITH LTU/NON-ENS. AVEC UNITES A L.T. 200 + BEDS/LITS | 1 | 4871 | 911 | | | 5782 |
| TOTAL | 1 | 4871 | 911 | | | 5782 |
| TOT. NON-TCH/NON-ENS | 20 | 85861 | 23920 | | | 109783 |
| GEN. TEACH. FULL/ENSEIGN. COMPLET 1 - 499 BEDS/LITS | 1 | 20240 | 1607 | | | 21847 |
| 500 + BEDS/LITS | 1 | 1514 | 252 | | | 1766 |
| TOTAL | 2 | 21754 | 1859 | | | 23613 |
| GEN. TEACH. PARTIAL/ENSEIGN. PARTIEL 1 - 499 BEDS/LITS | 2 | 25948 | 4581 | | | 30529 |
| TOTAL | 2 | 25948 | 4581 | | | 30529 |
| TOTAL GEN. | 24 | 133563 | 30360 | | | 163925 |
| CONV./REHAB. CHRON./EXT. CARE/SOINS PROLONGES | 1 | 394 | | | | 394 |
| 4 | 4 | 35151 | 8430 | | | 43581 |
| TOTAL PUB. | 29 | 169108 | 38790 | | | 207900 |
| ONTARIO | | | | | | |
| ATLANTIQUE | | | | | | |
| GEN. NON-TEACH. NO LTU/NON-ENS. SANS UNITES A L.T. 1 - 24 BEDS/LITS | 1 | 234 | 42 | | | 276 |
| 25 - 49 BEDS/LITS | 3 | 437 | 1099 | | | 5411 |
| 50 - 99 BEDS/LITS | 6 | 46025 | 4802 | | | 50827 |
| 100 - 199 BEDS/LITS | 3 | 17156 | 16510 | | | 33666 |
| 200 + BEDS/LITS | 16 | 150278 | 62701 | | | 212979 |
| TOTAL | 29 | 218005 | 85154 | | | 303159 |
| GEN. NON-TEACHING WITH LTU/NON-ENS. AVEC UNITES A L.T. 1 - 99 BEDS/LITS | 17 | 47677 | 14000 | | | 61677 |
| 100 - 199 BEDS/LITS | 6 | 17882 | 4885 | | | 22767 |
| 200 + BEDS/LITS | 14 | 124029 | 56431 | | 2924 | 177538 |
| TOTAL | 37 | 189588 | 75316 | | 2924 | 261982 |
| TOT. NON-TCH/NON-ENS | 66 | 407593 | 160470 | | 2924 | 565141 |
| GEN. TEACH. FULL/ENSEIGN. COMPLET 500 + BEDS/LITS | 2 | 5283 | 5291 | | | 10574 |
| TOTAL | 2 | 5283 | 5291 | | | 10574 |
| GEN. TEACH. PARTIAL/ENSEIGN. PARTIEL 500 + BEDS/LITS | 2 | 8675 | 1500 | | | 10175 |
| TOTAL | 2 | 8675 | 1500 | | | 10175 |
| TOTAL GEN. | 70 | 421551 | 167261 | | 2924 | 585890 |
| CONV./REHAB. CHRON./EXT. CARE/SOINS PROLONGES | 1 | 29550 | 3342 | | | 32892 |
| 9 | 9 | 26626 | 12163 | | | 38789 |
| TOTAL PUB. | 80 | 477727 | 182766 | | 2924 | 657571 |
| MANITOBA | | | | | | |
| ATLANTIQUE | | | | | | |
| GEN. NON-TEACH. NO LTU/NON-ENS. SANS UNITES A L.T. 1 - 24 BEDS/LITS | 3 | 4061 | 1793 | | 1355 | 4687 |

TABLE 12. SUPPLEMENTARY DETAIL OF ACCUMULATED DEPRECIATION, LAND IMPROVEMENTS
 TABLEAU 12. DETAILS SUPPLEMENTAIRES SUR L'AMORTISSEMENT ACCUMULE DES AMELIORATIONS DE TERRAINS

| PROVINCE, TYPE OF HOSPITAL AND SIZE PROVINCE, AFFECTATION TAILLE DES HOPITAUX | HOSPITALS REPORTING HOPITAUX REPONDANTS | BALANCE AT JANUARY 1 SOLDE AU 1ER JANVIER | DEPRECIATION PROVIDED DURING YEAR AMORTISSEMENT PREVUS POUR L'ANNEE | ACCUM. DEPREC. ON ASSETS RETIRED AMORT. ACCUM. SUR L'ACTIF RADIE | ADJUSTMENTS REGULARISATIONS | BALANCE AT DECEMBER 31 SOLDE AU 31 DECEMBRE |
|--|--|--|--|---|--------------------------------|--|
| DOLLARS | | | | | | |
| MANITOBA | | | | | | |
| PUBLIC | | | | | | |
| GEN. NON-TEACH. NO LTU/NON-ENS. SANS UNITES A L.T. | | | | | | |
| 50 - 99 BEDS/LITS | 2 | 9918 | 291 | | | 10209 |
| 100 - 199 BEDS/LITS | 1 | 6635 | 107 | | 154 | 6588 |
| 200 + BEDS/LITS | 1 | | 825 | | | 825 |
| TOTAL | 7 | 20614 | 3016 | | 1509 | 22309 |
| GEN. NON-TEACHING WITH LTU/NON-ENS. AVEC UNITES A L.T. | | | | | | |
| 1 - 99 BEDS/LITS | 1 | 516 | 550 | | | 1066 |
| 100 - 199 BEDS/LITS | 1 | 2835 | 376 | | | 3211 |
| TOTAL | 2 | 3351 | 926 | | | 4277 |
| TOT. NON-TCH/NON-ENS | 9 | 23965 | 3942 | | 1509 | 26586 |
| GEN. TEACH. FULL/ENSEIGN. COMPLET | | | | | | |
| 500 + BEDS/LITS | 2 | 22216 | 1824 | | 43279 | 67319 |
| TOTAL | 2 | 22216 | 1824 | | 43279 | 67319 |
| TOTAL GEN. | 11 | 46181 | 5766 | | 44788 | 93905 |
| TOTAL PUB. | 11 | 46181 | 5766 | | 44788 | 93905 |
| SASKATCHEWAN | | | | | | |
| PUBLIC | | | | | | |
| GEN. NON-TEACH. NO LTU/NON-ENS. SANS UNITES A L.T. | | | | | | |
| 1 - 24 BEDS/LITS | 25 | 17379 | 3581 | | | 20960 |
| 25 - 49 BEDS/LITS | 9 | 13989 | 4369 | | | 18358 |
| 50 - 99 BEDS/LITS | 2 | 17999 | 6535 | | | 24534 |
| 100 - 199 BEDS/LITS | 39 | 3700 | 2383 | | | 6083 |
| TOTAL | 39 | 53067 | 16868 | | | 69935 |
| GEN. NON-TEACHING WITH LTU/NON-ENS. AVEC UNITES A L.T. | | | | | | |
| 200 + BEDS/LITS | 1 | 4031 | 4031 | | | 8062 |
| TOTAL | 1 | 4031 | 4031 | | | 8062 |
| TOT. NON-TCH/NON-ENS | 40 | 57098 | 20899 | | | 77997 |
| GEN. TEACH. PARTIAL/ENSEIGN. PARTIEL | | | | | | |
| 1 - 499 BEDS/LITS | 1 | 2323 | 500 | | | 2823 |
| 500 + BEDS/LITS | 1 | 5024 | 2246 | | | 7270 |
| TOTAL | 2 | 7347 | 2746 | | | 10093 |
| TOTAL GEN. | 42 | 64445 | 23645 | | | 88090 |
| OTHER/AUTRES | 1 | 1377 | 3160 | | | 4537 |
| TOTAL PUB. | 43 | 65822 | 26805 | | | 92627 |
| ALBERTA | | | | | | |
| PUBLIC | | | | | | |
| GEN. NON-TEACH. NO LTU/NON-ENS. SANS UNITES A L.T. | | | | | | |
| 1 - 24 BEDS/LITS | 5 | 2891 | 1048 | | | 3939 |
| 25 - 49 BEDS/LITS | 12 | 15451 | 3712 | | | 19163 |
| 50 - 99 BEDS/LITS | 6 | 14535 | 2667 | | | 17202 |
| 100 - 199 BEDS/LITS | 3 | 61053 | 14655 | | | 75708 |
| 200 + BEDS/LITS | 3 | 58863 | 6694 | | | 65557 |
| TOTAL | 27 | 152793 | 28776 | | | 181569 |
| TOT. NON-TCH/NON-ENS | 27 | 152793 | 28776 | | | 181569 |
| TOTAL GEN. | 27 | 152793 | 28776 | | | 181569 |
| CHRON./EXT. CARE/SOINS PROLONGES | 15 | 34319 | 8263 | | | 42582 |
| TOTAL PUB. | 42 | 187112 | 37039 | | | 224151 |
| PRAIRIES | | | | | | |
| PUBLIC | | | | | | |
| GEN. NON-TEACH. NO LTU/NON-ENS. SANS UNITES A L.T. | | | | | | |
| 1 - 24 BEDS/LITS | 33 | 24331 | 6422 | | 1355 | 29586 |
| 25 - 49 BEDS/LITS | 21 | 29440 | 8081 | | | 37521 |
| 50 - 99 BEDS/LITS | 10 | 42452 | 9493 | | | 51945 |
| 100 - 199 BEDS/LITS | 7 | 71388 | 17145 | | 154 | 88379 |
| 200 + BEDS/LITS | 2 | 58863 | 7519 | | 1509 | 66382 |
| TOTAL | 73 | 226474 | 48660 | | 1509 | 273813 |
| GEN. NON-TEACHING WITH LTU/NON-ENS. AVEC UNITES A L.T. | | | | | | |
| 1 - 99 BEDS/LITS | 1 | 516 | 550 | | | 1066 |
| 100 - 199 BEDS/LITS | 1 | 2835 | 376 | | | 3211 |
| 200 + BEDS/LITS | 1 | 4031 | 4031 | | | 8062 |
| TOTAL | 3 | 7382 | 4957 | | | 12339 |
| TOT. NON-TCH/NON-ENS | 76 | 233856 | 53617 | | 1509 | 286152 |
| GEN. TEACH. FULL/ENSEIGN. COMPLET | | | | | | |
| 500 + BEDS/LITS | 2 | 22216 | 1824 | | 43279 | 67319 |
| TOTAL | 2 | 22216 | 1824 | | 43279 | 67319 |
| GEN. TEACH. PARTIAL/ENSEIGN. PARTIEL | | | | | | |
| 1 - 499 BEDS/LITS | 1 | 2323 | 500 | | | 2823 |
| 500 + BEDS/LITS | 1 | 5024 | 2246 | | | 7270 |
| TOTAL | 2 | 7347 | 2746 | | | 10093 |
| TOTAL GEN. | 80 | 263419 | 58187 | | 44788 | 363564 |

TABLE 12. SUPPLEMENTARY DETAIL OF ACCUMULATED DEPRECIATION, LAND IMPROVEMENTS
TABLEAU 12. DETAILS SUPPLEMENTAIRES SUR L'AMORTISSEMENT ACCUMULE DES AMELIORATIONS DE TERRAINS

| PROVINCE, TYPE OF HOSPITAL AND SIZE PROVINCE, AFFECTATION TAILLE DES HOPITAUX | HOSPITALS REPORTING HOPITAUX REPONDANTS | BALANCE AT JANUARY 1 SOLDE AU 1ER JANVIER | DEPRECIATION PROVIDED DURING YEAR AMORTISSEMENT PREVUS POUR L'ANNEE | ACCUM. DEPREC. ON ASSETS RETIRED AMORT. ACCUM. SUR L'ACTIF RADIE | ADJUSTMENTS REGULARISATIONS | BALANCE AT DECEMBER 31 SOLDE AU 31 DECEMBRE |
|--|--|--|--|---|--------------------------------|--|
| DOLLARS | | | | | | |
| PRAIRIES PUBLIC | | | | | | |
| CHRON./EXT. CARE/ SOINS PROLONGES OTHER/AUTRES | 15 | 34319 | 8263 | | | 42582 |
| | 1 | 1377 | 3160 | | | 4537 |
| TOTAL PUB. | 96 | 299115 | 69610 | | 44788 | 410683 |
| BRITISH COLUMBIA COLOMBIE BRITANNIQUE PUBLIC | | | | | | |
| GEN. NON-TEACH. NO LTU/NON-ENS. SANS UNITES A L.T. | | | | | | |
| 1 - 24 BEDS/LITS | 3 | 1282 | 383 | | | 1665 |
| 25 - 49 BEDS/LITS | 2 | 5551 | 864 | | | 6415 |
| 50 - 99 BEDS/LITS | 3 | 11394 | 1142 | | | 12536 |
| 100 - 199 BEDS/LITS | 6 | 44188 | 13419 | | 1500 | 56107 |
| TOTAL | 14 | 62415 | 15808 | | 1500 | 76723 |
| GEN. NON-TEACHING WITH LTU/NON-ENS. AVEC UNITES A L.T. | | | | | | |
| 100 - 199 BEDS/LITS | 3 | 4145 | 3445 | | | 7590 |
| TOTAL | 3 | 4145 | 3445 | | | 7590 |
| TOT. NON-TCH/NON-ENS | 17 | 66560 | 19253 | | 1500 | 84313 |
| GEN. TEACH. PARTIAL /ENSEIGN. PARTIEL | | | | | | |
| 1 - 499 BEDS/LITS | 1 | 26249 | 900 | | | 27149 |
| TOTAL | 1 | 26249 | 900 | | | 27149 |
| TOTAL GEN. | 18 | 92809 | 20153 | | 1500 | 111462 |
| OTHER/AUTRES | 1 | 34 | 34 | | | 68 |
| TOTAL PUB. | 19 | 92843 | 20187 | | 1500 | 111530 |
| CANADA PUBLIC | | | | | | |
| GEN. NON-TEACH. NO LTU/NON-ENS. SANS UNITES A L.T. | | | | | | |
| 1 - 24 BEDS/LITS | 42 | 30008 | 8487 | | 1355 | 37328 |
| 25 - 49 BEDS/LITS | 35 | 59875 | 13147 | | 505 | 73527 |
| 50 - 99 BEDS/LITS | 35 | 158512 | 26757 | | | 185269 |
| 100 - 199 BEDS/LITS | 31 | 215099 | 67550 | | 19632 | 298975 |
| 200 + BEDS/LITS | 27 | 791653 | 84146 | | | 375799 |
| TOTAL | 170 | 755147 | 200087 | | 21492 | 970898 |
| GEN. NON-TEACHING WITH LTU/NON-ENS. AVEC UNITES A L.T. | | | | | | |
| 1 - 99 BEDS/LITS | 18 | 48193 | 14550 | | | 62743 |
| 100 - 199 BEDS/LITS | 11 | 32260 | 12409 | | | 44665 |
| 200 + BEDS/LITS | 18 | 163434 | 63165 | | 2924 | 224277 |
| TOTAL | 47 | 243887 | 90720 | | 2924 | 331685 |
| TOT. NON-TCH/NON-ENS | 217 | 999034 | 290807 | | 24416 | 1302583 |
| GEN. TEACH. FULL /ENSEIGN. COMPLET | | | | | | |
| 1 - 499 BEDS/LITS | 3 | 20416 | 3087 | | | 23503 |
| 500 + BEDS/LITS | 5 | 29013 | 7567 | | 43279 | 79659 |
| TOTAL | 8 | 49429 | 10454 | | 43279 | 103162 |
| GEN. TEACH. PARTIAL /ENSEIGN. PARTIEL | | | | | | |
| 1 - 499 BEDS/LITS | 7 | 64671 | 7199 | | | 71870 |
| 500 + BEDS/LITS | 4 | 14139 | 3846 | | | 17985 |
| TOTAL | 11 | 78810 | 11045 | | | 89855 |
| TOTAL GEN. | 236 | 1127273 | 312306 | | 67695 | 1495600 |
| CHILDRENS/PEDIATR. CONV./REHAB. | 1 | | 445 | | | 445 |
| 2 | 2 | 29944 | 3342 | | | 33286 |
| CHRON./EXT. CARE/ SOINS PROLONGES OTHER/AUTRES | 28 | 96096 | 28856 | | | 124952 |
| | 2 | 1411 | 3194 | | | 4605 |
| TOTAL PUB. | 269 | 1254724 | 348143 | | 67695 | 1658888 |

TABLE 13. SUPPLEMENTARY DETAIL OF ACCUMULATED DEPRECIATION, BUILDINGS AND BUILDING SERVICE EQUIPMENT
TABLEAU 13. DETAILS SUPPLEMENTAIRES SUR L'AMORTISSEMENT ACCUMULE DES BATIMENTS ET MATERIEL FIXE

| PROVINCE, TYPE OF HOSPITAL AND SIZE PROVINCE, AFFECTATION TAILLE DES HOPITAUX | HOSPITALS REPORTING HOPITAUX REPONDANTS | BALANCE AT JANUARY 1 SOLDE AU 1ER JANVIER | DEPRECIATION PROVIDED DURING YEAR AMORTISSEMENT PREVUS POUR L'ANNEE | ACCUM. DEPREC. ON ASSETS RETIRED AMORT. ACCUM. SUR L'ACTIF RADIE | ADJUSTMENTS REGULARISATIONS | BALANCE DECEMBER 31 SOLDE AU 31 DECEMBRE |
|--|--|--|--|---|--------------------------------|---|
| DOLLARS | | | | | | |
| NEWFOUNDLAND | | | | | | |
| TERRE-NEUVE | | | | | | |
| PUBLIC | | | | | | |
| GEN. NON-TEACH. NO LTU/NON-ENS. SANS UNITES A L.T. | | | | | | |
| 1 - 24 BEDS/LITS | 10 | 721838 | 109572 | | | 831410 |
| 25 - 49 BEDS/LITS | 8 | 965163 | 165211 | | | 1130374 |
| 50 - 99 BEDS/LITS | 2 | 421539 | 89511 | | | 511050 |
| 100 - 199 BEDS/LITS | 3 | 1459896 | 247502 | | | 1707398 |
| 200 + BEDS/LITS | 1 | 581393 | 30599 | | | 611992 |
| TOTAL | 24 | 4149829 | 642395 | | | 4792224 |
| GEN. NON-TEACHING WITH LTU/NON-ENS. AVEC UNITES A L.T. | | | | | | |
| 1 - 99 BEDS/LITS | 1 | 13036 | | | | 13036 |
| TOTAL | 1 | 13036 | | | | 13036 |
| TOT. NON-TCH/NON-ENS | 25 | 4162865 | 642395 | | | 4805260 |
| GEN. TEACH. FULL/ENSEIGN. COMPLET | | | | | | |
| 1 - 499 BEDS/LITS | 1 | 2801995 | 287932 | | | 3089927 |
| TOTAL | 1 | 2801995 | 287932 | | | 3089927 |
| GEN. TEACH. PARTIAL/ENSEIGN. PARTIEL | | | | | | |
| 1 - 499 BEDS/LITS | 2 | 2559581 | 329119 | 5483 | | 2883217 |
| TOTAL | 2 | 2559581 | 329119 | 5483 | | 2883217 |
| TOTAL GEN. | 28 | 9524441 | 1259446 | 5483 | | 10778404 |
| CHILDRENS/PEDIATR. CONV./REHAB. | | | | | | |
| | 1 | 366609 | 97980 | | | 464589 |
| | 1 | 17501 | 17609 | | | 35110 |
| TOTAL PUB. | 30 | 9908551 | 1375035 | 5483 | | 11278103 |
| PRINCE EDWARD ISLAND | | | | | | |
| ILE DU P.-E. | | | | | | |
| PUBLIC | | | | | | |
| GEN. NON-TEACH. NO LTU/NON-ENS. SANS UNITES A L.T. | | | | | | |
| 1 - 24 BEDS/LITS | 2 | 87709 | 7446 | | | 95155 |
| 25 - 49 BEDS/LITS | 2 | 141692 | 15721 | | | 157413 |
| 50 - 99 BEDS/LITS | 1 | 231476 | 10881 | | 5962 | 236395 |
| 100 - 199 BEDS/LITS | 1 | 865076 | 57856 | | | 922932 |
| 200 + BEDS/LITS | 1 | 771992 | 60432 | | | 832424 |
| TOTAL | 7 | 2097945 | 152336 | | 5962 | 2244319 |
| GEN. NON-TEACHING WITH LTU/NON-ENS. AVEC UNITES A L.T. | | | | | | |
| 100 - 199 BEDS/LITS | 1 | 673783 | 83982 | | | 757765 |
| TOTAL | 1 | 673783 | 83982 | | | 757765 |
| TOT. NON-TCH/NON-ENS | 8 | 2771728 | 236318 | | 5962 | 3002084 |
| TOTAL GEN. | 8 | 2771728 | 236318 | | 5962 | 3002084 |
| TOTAL PUB. | 8 | 2771728 | 236318 | | 5962 | 3002084 |
| NOVA SCOTIA | | | | | | |
| NOUVELLE-ECOSSE | | | | | | |
| PUBLIC | | | | | | |
| GEN. NON-TEACH. NO LTU/NON-ENS. SANS UNITES A L.T. | | | | | | |
| 1 - 24 BEDS/LITS | 7 | 433318 | 35446 | 12211 | 27 | 456580 |
| 25 - 49 BEDS/LITS | 5 | 369743 | 43066 | | 92 | 412901 |
| 50 - 99 BEDS/LITS | 8 | 1716280 | 220243 | | 304 | 1936827 |
| 100 - 199 BEDS/LITS | 2 | 3620500 | 277637 | | | 3897937 |
| 200 + BEDS/LITS | 4 | 2592749 | 268526 | | | 2861275 |
| TOTAL | 29 | 8732590 | 844718 | 12211 | 423 | 9565520 |
| TOT. NON-TCH/NON-ENS | 29 | 8732590 | 844718 | 12211 | 423 | 9565520 |
| GEN. TEACH. FULL/ENSEIGN. COMPLET | | | | | | |
| 1 - 499 BEDS/LITS | 1 | 2835973 | 296114 | | 8332 | 3123755 |
| TOTAL | 1 | 2835973 | 296114 | | 8332 | 3123755 |
| TOTAL GEN. | 30 | 11568563 | 1140832 | 12211 | 8755 | 12689275 |
| CHILDRENS/PEDIATR. CONV./REHAB. OTHER/AUTRES | | | | | | |
| | 1 | 333293 | 179573 | 330260 | 353 | 182253 |
| | 2 | 9051 | 4411 | | | 13462 |
| | 1 | 526864 | 53243 | | | 580108 |
| TOTAL PUB. | 34 | 12437771 | 1378059 | 342471 | 9108 | 13465098 |
| NEW BRUNSWICK | | | | | | |
| NOUVEAU-BRUNSWICK | | | | | | |
| PUBLIC | | | | | | |
| GEN. NON-TEACH. NO LTU/NON-ENS. SANS UNITES A L.T. | | | | | | |
| 1 - 24 BEDS/LITS | 7 | 249504 | 23641 | | | 273145 |
| 25 - 49 BEDS/LITS | 8 | 836341 | 129123 | | 43232 | 1008696 |
| 50 - 99 BEDS/LITS | 7 | 1326129 | 167655 | | | 1493784 |
| 100 - 199 BEDS/LITS | 6 | 3696670 | 341979 | | | 4038649 |
| 200 + BEDS/LITS | 3 | 3648512 | 22631 | | 43232 | 3889143 |
| TOTAL | 31 | 9755156 | 605029 | | | 10703417 |
| GEN. NON-TEACHING WITH LTU/NON-ENS. AVEC UNITES A L.T. | | | | | | |
| 200 + BEDS/LITS | 2 | 2674951 | 120442 | 92373 | | 2703020 |
| TOTAL | 2 | 2674951 | 120442 | 92373 | | 2703020 |
| TOT. NON-TCH/NON-ENS | 33 | 12430107 | 1025471 | 92373 | 43232 | 13406437 |
| GEN. TEACH. PARTIAL/ENSEIGN. PARTIEL | | | | | | |
| 1 - 499 BEDS/LITS | 1 | 2052512 | 184756 | | | 2237268 |

TABLE 13. SUPPLEMENTARY DETAIL OF ACCUMULATED DEPRECIATION, BUILDINGS AND BUILDING SERVICE EQUIPMENT
TABLEAU 13. DETAILS SUPPLEMENTAIRES SUR L'AMORTISSEMENT ACCUMULE DES BATIMENTS ET MATERIEL FIXE

| PROVINCE, TYPE OF HOSPITAL AND SIZE PROVINCE, AFFECTATION TAILLE DES HOPITAUX | HOSPITALS REPORTING HOPITAUX REPONDANTS | BALANCE AT JANUARY 1 SOLDE AU 1ER JANVIER | DEPRECIATION PROVIDED DURING YEAR AMORTISSEMENT PREVUS POUR L'ANNEE | ACCUM. DEPREC. ON ASSETS RETIRED AMORT. ACCUM. SUR L'ACTIF RADIE | ADJUSTMENTS REGULARISATIONS | BALANCE AT DECEMBER 31 SOLDE AU 31 DECEMBRE |
|--|--|--|--|---|--------------------------------|--|
| DOLLARS | | | | | | |
| NEW BRUNSWICK | | | | | | |
| NOUVEAU-BRUNSWICK | | | | | | |
| PUBLIC | | | | | | |
| GEN. TEACH. PARTIAL / ENSEIGN. PARTIEL | | | | | | |
| 500 + BEDS/LITS | 1 | 3209264 | 185880 | | | 3395144 |
| TOTAL | 2 | 5261776 | 370636 | | | 5632412 |
| TOTAL GEN. | 35 | 17691883 | 1396107 | 92373 | 43232 | 19038849 |
| CONV./REHAB. CHRON./EXT. CARE/ SOINS PROLONGES | 1 | 61455 | 6172 | | | 67627 |
| | 1 | 4655 | 671 | | | 5326 |
| TOTAL PUB. | 37 | 17757993 | 1402950 | 92373 | 43232 | 19111802 |
| ATLANTIC | | | | | | |
| ATLANTIQUE | | | | | | |
| PUBLIC | | | | | | |
| GEN. NON-TEACH. NO LTU/NON-ENS. SANS UNITES A L.T. | | | | | | |
| 1 - 24 BEDS/LITS | 26 | 1492369 | 176105 | 12211 | | 1656290 |
| 25 - 49 BEDS/LITS | 23 | 2312939 | 353121 | | 43324 | 2709384 |
| 50 - 99 BEDS/LITS | 18 | 3695424 | 488290 | | 6266 | 4178056 |
| 100 - 199 BEDS/LITS | 15 | 9642142 | 924774 | | | 10566916 |
| 200 + BEDS/LITS | 9 | 7592646 | 602188 | | | 8194834 |
| TOTAL | 91 | 24735520 | 2544478 | 12211 | 49617 | 27305480 |
| GEN. NON-TEACHING WITH LTU/NON-ENS. AVEC UNITES A L.T. | | | | | | |
| 1 - 99 BEDS/LITS | 1 | 13036 | | | | 13036 |
| 100 - 199 BEDS/LITS | 1 | 673783 | 83982 | | | 757765 |
| 200 + BEDS/LITS | 2 | 2674951 | 120442 | 92373 | | 2703020 |
| TOTAL | 4 | 3361770 | 204424 | 92373 | | 3473821 |
| TOT. NON-TCH/NON-ENS | 95 | 28097290 | 2748902 | 104584 | 49617 | 30779301 |
| GEN. TEACH. FULL / ENSEIGN. COMPLET | | | | | | |
| 1 - 499 BEDS/LITS | 2 | 5637968 | 584046 | | 8332 | 6213682 |
| TOTAL | 2 | 5637968 | 584046 | | 8332 | 6213682 |
| GEN. TEACH. PARTIAL / ENSEIGN. PARTIEL | | | | | | |
| 1 - 499 BEDS/LITS | 3 | 4612093 | 513875 | 5483 | | 5120485 |
| 500 + BEDS/LITS | 1 | 3209264 | 185880 | | | 3395144 |
| TOTAL | 4 | 7821357 | 699755 | 5483 | | 8515629 |
| TOTAL GEN. | 101 | 41556615 | 4032703 | 110067 | 57949 | 45508612 |
| CHILDRENS/PEDIATR. CONV./REHAB. | 2 | 699902 | 277553 | 330260 | 353 | 646842 |
| CHRON./EXT. CARE/ SOINS PROLONGES | 4 | 88007 | 28192 | | | 116199 |
| OTHER/AUTRES | 1 | 4655 | 671 | | | 5326 |
| TOTAL PUB. | 109 | 42876043 | 4392362 | 440327 | 58302 | 46857087 |
| QUEBEC | | | | | | |
| PUBLIC | | | | | | |
| GEN. NON-TEACH. NO LTU/NON-ENS. SANS UNITES A L.T. | | | | | | |
| 1 - 24 BEDS/LITS | 7 | 323158 | 77827 | | | 400985 |
| 25 - 49 BEDS/LITS | 12 | 122417 | 85205 | 155901 | | 1051721 |
| 50 - 99 BEDS/LITS | 12 | 3715561 | 429161 | 84 | | 4144638 |
| 100 - 199 BEDS/LITS | 20 | 11666232 | 822026 | | | 12488258 |
| 200 + BEDS/LITS | 13 | 13509499 | 147478 | 25106 | | 13959179 |
| TOTAL | 64 | 29336867 | 2889005 | 181091 | | 32044781 |
| GEN. NON-TEACHING WITH LTU/NON-ENS. AVEC UNITES A L.T. | | | | | | |
| 1 - 99 BEDS/LITS | 2 | 272538 | 12761 | | | 285299 |
| 100 - 199 BEDS/LITS | 1 | 456216 | 26060 | | | 482276 |
| 200 + BEDS/LITS | 3 | 3695523 | 337794 | | | 4033317 |
| TOTAL | 6 | 4424277 | 376615 | | | 4800892 |
| TOT. NON-TCH/NON-ENS | 70 | 33761144 | 3265620 | 181091 | | 36845673 |
| GEN. TEACH. FULL / ENSEIGN. COMPLET | | | | | | |
| 1 - 499 BEDS/LITS | 1 | 1582248 | 82014 | | | 1664262 |
| 500 + BEDS/LITS | 6 | 14020962 | 1219376 | | | 15240338 |
| TOTAL | 7 | 15603210 | 1301390 | | | 16904600 |
| GEN. TEACH. PARTIAL / ENSEIGN. PARTIEL | | | | | | |
| 1 - 499 BEDS/LITS | 8 | 11296121 | 1042274 | | | 12338395 |
| 500 + BEDS/LITS | 9 | 672294 | 8019 | | | 680313 |
| TOTAL | 9 | 11968415 | 1050293 | | | 13018708 |
| TOTAL GEN. | 86 | 61332769 | 5617303 | 181091 | | 66768981 |
| CONV./REHAB. CHRON./EXT. CARE/ SOINS PROLONGES | 4 | 1412736 | 171279 | | | 1584015 |
| OTHER/AUTRES | 19 | 6495685 | 566359 | 30770 | | 7031274 |
| TOTAL PUB. | 5 | 3105678 | 326996 | | 26195 | 3406479 |
| TOTAL PUB. | 114 | 72346868 | 6681937 | 211861 | 26195 | 78790749 |
| ONTARIO | | | | | | |
| PUBLIC | | | | | | |
| GEN. NON-TEACH. NO LTU/NON-ENS. SANS UNITES A L.T. | | | | | | |
| 1 - 24 BEDS/LITS | 3 | 323228 | 18894 | | | 342122 |
| 25 - 49 BEDS/LITS | 13 | 2587813 | 348068 | 7498 | | 2928383 |
| 50 - 99 BEDS/LITS | 14 | 3434555 | 317284 | | | 3771839 |
| 100 - 199 BEDS/LITS | 19 | 8376330 | 1010138 | 1450 | 6675 | 9378343 |

TABLE 13. SUPPLEMENTARY DETAIL OF ACCUMULATED DEPRECIATION, BUILDINGS AND BUILDING SERVICE EQUIPMENT
TABLEAU 13. DETAILS SUPPLEMENTAIRES SUR L'AMORTISSEMENT ACCUMULE DES BATIMENTS ET MATERIEL FIXE

| PROVINCE, TYPE OF HOSPITAL AND SIZE PROVINCE, AFFECTATION TAILLE DES HOPITAUX | HOSPITALS REPORTING HOPITAUX REpondANTS | BALANCE AT JANUARY 1 SOLDE AU 1ER JANVIER | DEPRECIATION PROVIDED DURING YEAR AMORTISSEMENT PREVUS POUR L'ANNEE | ACCUM. DEPREC. ON ASSETS RETIRED AMORT. ACCUM. SUR L'ACTIF RADIE | ADJUSTMENTS REGULARISATIONS | BALANCE AT DECEMBER 31 SOLDE AU 31 DECEMBRE |
|--|--|--|--|---|--------------------------------|--|
| DOLLARS | | | | | | |
| ONTARIO PUBLIC | | | | | | |
| GEN. NON-TEACH. NO LTU/NON-ENS. SANS UNITES A L.T. | | | | | | |
| 1 - 99 BEDS/LITS | 26 | 23879433 | 3153933 | 500 | 13329 | 27040615 |
| 200 + BEDS/LITS | 81 | 38621359 | 4848317 | 9448 | 20004 | 43461302 |
| TOTAL | | | | | | |
| GEN. NON-TEACHING WITH LTU/NON-ENS. AVEC UNITES A L.T. | | | | | | |
| 1 - 99 BEDS/LITS | 34 | 4887939 | 670809 | 103787 | 43058 | 5497698 |
| 100 - 199 BEDS/LITS | 17 | 5962314 | 656764 | 3181 | 2 | 6615895 |
| 200 + BEDS/LITS | 26 | 31752869 | 3954409 | 4500 | 168867 | 35566873 |
| TOTAL | 77 | 42603122 | 5281982 | 111468 | 211927 | 47680466 |
| TOT. NON-TCH/NON-ENS | 158 | 81224481 | 10130299 | 120916 | 231931 | 91141768 |
| GEN. TEACH. FULL/ENSEIGN. COMPLET | | | | | | |
| 1 - 499 BEDS/LITS | 3 | 8159719 | 492747 | 6382 | 22531 | 8668615 |
| 500 + BEDS/LITS | 10 | 39319900 | 3824247 | 21295 | 168867 | 43110493 |
| TOTAL | 13 | 47479619 | 4316994 | 27677 | 34890 | 51779108 |
| GEN. TEACH. PARTIAL/ENSEIGN. PARTIEL | | | | | | |
| 1 - 499 BEDS/LITS | 2 | 1282308 | 132855 | | | 1415163 |
| 500 + BEDS/LITS | 2 | 6133178 | 477589 | 13404 | 89 | 6597452 |
| TOTAL | 4 | 7415486 | 610444 | 13404 | 89 | 8012615 |
| TOTAL GEN. | 175 | 136119586 | 15057737 | 161997 | 266910 | 150933491 |
| CHILDRENS/PEDIATR. CONV./REHAB. | 1 | 4861097 | 566337 | | | 5427434 |
| 1 | 6 | 2463130 | 244500 | | 105 | 2707735 |
| CHRON./EXT. CARE/SOINS PROLONGES | 13 | 8693590 | 609505 | | 1749 | 9304844 |
| OTHER/AUTRES | 2 | 1683626 | 307162 | | | 1990788 |
| TOTAL PUB. | 197 | 153821029 | 16785241 | 161997 | 268764 | 170364292 |
| MANITOBA PUBLIC | | | | | | |
| GEN. NON-TEACH. NO LTU/NON-ENS. SANS UNITES A L.T. | | | | | | |
| 1 - 24 BEDS/LITS | 42 | 1579217 | 145907 | 159286 | 41434 | 1563294 |
| 25 - 49 BEDS/LITS | 14 | 906202 | 92086 | 154030 | 30782 | 868712 |
| 50 - 99 BEDS/LITS | 8 | 1148178 | 96757 | 3253 | 360 | 1241322 |
| 100 - 199 BEDS/LITS | 1 | 872991 | 32603 | | 402687 | 502907 |
| 200 + BEDS/LITS | 1 | 2732734 | 167065 | | 6099 | 2905898 |
| TOTAL | 67 | 7239322 | 534418 | 316569 | 481362 | 7082133 |
| GEN. NON-TEACHING WITH LTU/NON-ENS. AVEC UNITES A L.T. | | | | | | |
| 1 - 99 BEDS/LITS | 3 | 516624 | 88694 | | 373 | 605577 |
| 100 - 199 BEDS/LITS | 1 | 241923 | 26622 | | 6 | 268539 |
| TOTAL | 4 | 758547 | 115316 | | 379 | 874116 |
| TOT. NON-TCH/NON-ENS | 71 | 7997869 | 649734 | 316569 | 481741 | 7956249 |
| GEN. TEACH. FULL/ENSEIGN. COMPLET | | | | | | |
| 500 + BEDS/LITS | 2 | 8073533 | 536492 | | 115191 | 8638110 |
| TOTAL | 2 | 8073533 | 536492 | | 115191 | 8638110 |
| GEN. TEACH. PARTIAL/ENSEIGN. PARTIEL | | | | | | |
| 1 - 499 BEDS/LITS | 1 | 693316 | 125500 | | 1666 | 820482 |
| TOTAL | 1 | 693316 | 125500 | | 1666 | 820482 |
| TOTAL GEN. | 74 | 16764718 | 1311726 | 316569 | 598598 | 17414841 |
| CHILDRENS/PEDIATR. CONV./REHAB. | 1 | 541994 | 59463 | | | 601457 |
| 1 | 1 | 418871 | 51999 | | | 470870 |
| CHRON./EXT. CARE/SOINS PROLONGES | 2 | 1691434 | 20957 | | 13672 | 1726063 |
| TOTAL PUB. | 78 | 19417017 | 1444145 | 316569 | 612270 | 20213231 |
| SASKATCHEWAN PUBLIC | | | | | | |
| GEN. NON-TEACH. NO LTU/NON-ENS. SANS UNITES A L.T. | | | | | | |
| 1 - 24 BEDS/LITS | 78 | 5435433 | 552285 | 90825 | | 5896893 |
| 25 - 49 BEDS/LITS | 31 | 3542057 | 376140 | 81281 | | 3836917 |
| 50 - 99 BEDS/LITS | 8 | 2587367 | 250539 | 9622 | | 2828284 |
| 100 - 199 BEDS/LITS | 6 | 2338197 | 220017 | 40707 | 1 | 2517508 |
| 200 + BEDS/LITS | 1 | 912568 | 53597 | 297758 | | 668407 |
| TOTAL | 124 | 14815622 | 1452578 | 520193 | 1 | 15748009 |
| GEN. NON-TEACHING WITH LTU/NON-ENS. AVEC UNITES A L.T. | | | | | | |
| 200 + BEDS/LITS | 2 | 570058 | 195640 | | | 765698 |
| TOTAL | 2 | 570058 | 195640 | | | 765698 |
| TOT. NON-TCH/NON-ENS | 126 | 15385680 | 1648218 | 520193 | 1 | 16513707 |
| GEN. TEACH. FULL/ENSEIGN. COMPLET | | | | | | |
| 500 + BEDS/LITS | 1 | 3298231 | 251016 | | 12 | 3549235 |
| TOTAL | 1 | 3298231 | 251016 | | 12 | 3549235 |
| GEN. TEACH. PARTIAL/ENSEIGN. PARTIEL | | | | | | |
| 1 - 499 BEDS/LITS | 3 | 4275751 | 349486 | | | 4625237 |
| 500 + BEDS/LITS | 1 | 2230217 | 118701 | | | 2348918 |
| TOTAL | 4 | 6505968 | 468187 | | | 6974155 |
| TOTAL GEN. | 131 | 25189879 | 2367421 | 520193 | 13 | 27037097 |

TABLE 13. SUPPLEMENTARY DETAIL OF ACCUMULATED DEPRECIATION, BUILDINGS AND BUILDING SERVICE EQUIPMENT
TABLEAU 13. DETAILS SUPPLEMENTAIRES SUR L'AMORTISSEMENT ACCUMULE DES BATIMENTS ET MATERIEL FIXE

| PROVINCE, TYPE OF HOSPITAL AND SIZE | HOSPITALS REPORTING | BALANCE AT JANUARY 1 | DEPRECIATION PROVIDED DURING YEAR | ACCUM. DEPREC. ON ASSETS RETIRED | ADJUSTMENTS | BALANCE AT DECEMBER 31 |
|--|---------------------|----------------------|-----------------------------------|----------------------------------|-----------------|------------------------|
| PROVINCE, AFFECTATION TAILLE DES HOPITAUX | HOPITAUX REPONDANTS | SOLDE AU 1ER JANVIER | AMORTISSEMENT PREVUS POUR L'ANNEE | AMORT. ACCUM. SUR L'ACTIF RADIE | REGULARISATIONS | SOLDE AU 31 DECEMBRE |
| DOLLARS | | | | | | |
| SASKATCHEWAN PUBLIC | | | | | | |
| OTHER/AUTRES | 1 | | 2000 | | 2000 | 4000 |
| TOTAL PUB. | 132 | 25189879 | 2369421 | 520193 | 2013 | 27041097 |
| ALBERTA PUBLIC | | | | | | |
| GEN. NON-TEACH. NO LTU/NON-ENS. SANS UNITES A L.T. | | | | | | |
| 1 - 24 BEDS/LITS | 24 | 1548502 | 99370 | 970 | | 1646902 |
| 25 - 49 BEDS/LITS | 46 | 6189855 | 644569 | 90762 | 81168 | 6662495 |
| 50 - 99 BEDS/LITS | 27 | 6517749 | 560318 | 508101 | | 6569966 |
| 100 - 199 BEDS/LITS | 5 | 3235316 | 370444 | 116 | | 3605643 |
| 200 + BEDS/LITS | 3 | 2512617 | 264973 | | | 2777590 |
| TOTAL | 105 | 20004039 | 1939674 | 599949 | 81168 | 21262596 |
| GEN. NON-TEACHING WITH LTU/NON-ENS. AVEC UNITES A L.T. | | | | | | |
| 1 - 99 BEDS/LITS | 1 | 175276 | 17790 | | | 193066 |
| TOTAL | 1 | 175276 | 17790 | | | 193066 |
| TOT. NON-TCH/NON-ENS | 106 | 20179315 | 1957464 | 599949 | 81168 | 21455662 |
| GEN. TEACH. FULL/ENSEIGN. COMPLET | | | | | | |
| 500 + BEDS/LITS | 3 | 4918294 | 1172555 | | | 6090849 |
| TOTAL | 3 | 4918294 | 1172555 | | | 6090849 |
| GEN. TEACH. PARTIAL/ENSEIGN. PARTIEL | | | | | | |
| 500 + BEDS/LITS | 2 | 5030125 | 477398 | | | 5507523 |
| TOTAL | 2 | 5030125 | 477398 | | | 5507523 |
| TOTAL GEN. | 111 | 30127734 | 3607417 | 599949 | 81168 | 33054034 |
| CHRON./EXT. CARE/SOINS PROLONGES | | | | | | |
| OTHER/AUTRES | 1 | 194810 | 34465 | 289 | 2347 | 4535178 |
| TOTAL PUB. | 138 | 34298623 | 4198924 | 600238 | 83515 | 37818487 |
| PRAIRIES PUBLIC | | | | | | |
| GEN. NON-TEACH. NO LTU/NON-ENS. SANS UNITES A L.T. | | | | | | |
| 1 - 24 BEDS/LITS | 144 | 8563152 | 797562 | 251081 | 41434 | 9107089 |
| 25 - 49 BEDS/LITS | 91 | 10638114 | 1112795 | 326073 | 111950 | 11368124 |
| 50 - 99 BEDS/LITS | 43 | 10253294 | 907614 | 520976 | 360 | 10639572 |
| 100 - 199 BEDS/LITS | 12 | 6446504 | 623064 | 40823 | 402688 | 6626058 |
| 200 + BEDS/LITS | 6 | 6157919 | 485635 | 297758 | 6099 | 6351895 |
| TOTAL | 296 | 42058983 | 3926670 | 1436711 | 562531 | 44092738 |
| GEN. NON-TEACHING WITH LTU/NON-ENS. AVEC UNITES A L.T. | | | | | | |
| 1 - 99 BEDS/LITS | 4 | 691900 | 106484 | | 373 | 798643 |
| 100 - 199 BEDS/LITS | 1 | 241923 | 26622 | | 6 | 268539 |
| 200 + BEDS/LITS | 2 | 570058 | 196420 | | | 765698 |
| TOTAL | 7 | 1503881 | 328746 | | 379 | 1832880 |
| TOT. NON-TCH/NON-ENS | 303 | 43562864 | 4255416 | 1436711 | 562910 | 45925618 |
| GEN. TEACH. FULL/ENSEIGN. COMPLET | | | | | | |
| 500 + BEDS/LITS | 6 | 16290058 | 1960063 | | 115203 | 18278194 |
| TOTAL | 6 | 16290058 | 1960063 | | 115203 | 18278194 |
| GEN. TEACH. PARTIAL/ENSEIGN. PARTIEL | | | | | | |
| 1 - 499 BEDS/LITS | 4 | 4969067 | 474986 | | 1666 | 5445719 |
| 500 + BEDS/LITS | 3 | 7260342 | 596099 | | | 7856441 |
| TOTAL | 7 | 12229409 | 1071085 | | 1666 | 13302160 |
| TOTAL GEN. | 316 | 72082331 | 7286564 | 1436711 | 679779 | 77505972 |
| CHILDRENS/PEDIATR. CONV./REHAB. | | | | | | |
| 1 - 24 BEDS/LITS | 1 | 541994 | 59463 | | | 601457 |
| 25 - 49 BEDS/LITS | 1 | 418871 | 51999 | | | 470870 |
| 50 - 99 BEDS/LITS | 28 | 5667513 | 577999 | 289 | 16019 | 6261241 |
| 100 - 199 BEDS/LITS | | | | | | |
| 200 + BEDS/LITS | | | | | | |
| TOTAL | 2 | 194810 | 36465 | | 2000 | 233275 |
| TOTAL PUB. | 348 | 78905519 | 8012490 | 1437000 | 697798 | 85072815 |
| BRITISH COLUMBIA COLOMBIE BRITANNIQUE PUBLIC | | | | | | |
| GEN. NON-TEACH. NO LTU/NON-ENS. SANS UNITES A L.T. | | | | | | |
| 1 - 24 BEDS/LITS | 13 | 1007812 | 115064 | | | 1123829 |
| 25 - 49 BEDS/LITS | 27 | 3101714 | 365908 | 132336 | 953 | 3335285 |
| 50 - 99 BEDS/LITS | 12 | 2834096 | 343155 | | | 3177251 |
| 100 - 199 BEDS/LITS | 10 | 3603812 | 409259 | | | 4013071 |
| 200 + BEDS/LITS | 5 | 3112781 | 541101 | 201406 | | 3452476 |
| TOTAL | 67 | 13660215 | 1774487 | 333742 | 953 | 15101912 |
| GEN. NON-TEACHING WITH LTU/NON-ENS. AVEC UNITES A L.T. | | | | | | |
| 1 - 99 BEDS/LITS | 2 | 503120 | 90345 | | 1313 | 592152 |
| 100 - 199 BEDS/LITS | 6 | 2831210 | 593802 | | 1287 | 3223726 |
| 200 + BEDS/LITS | 4 | 2731797 | 474320 | | | 3206117 |
| TOTAL | 14 | 6066127 | 1158467 | | 2600 | 7221994 |
| TOT. NON-TCH/NON-ENS | 81 | 19726342 | 2932954 | 333742 | 3553 | 22323906 |
| GEN. TEACH. FULL/ENSEIGN. COMPLET | | | | | | |
| 500 + BEDS/LITS | 1 | 9952584 | 856690 | | | 10809274 |
| TOTAL | 1 | 9952584 | 856690 | | | 10809274 |

TABLE 13. SUPPLEMENTARY DETAIL OF ACCUMULATED DEPRECIATION, BUILDINGS AND BUILDING SERVICE EQUIPMENT
 TABLEAU 13. DETAILS SUPPLEMENTAIRES SUR L'AMORTISSEMENT ACCUMULE DES BATIMENTS ET MATERIEL FIXE

| PROVINCE, TYPE OF HOSPITAL AND SIZE PROVINCE, AFFECTATION TAILLE DES HOPITAUX | HOSPITALS REPORTING HOPITAUX REPONDANTS | BALANCE AT JANUARY 1 SOLDE AU 1ER JANVIER | DEPRECIATION PROVIDED DURING YEAR AMORTISSEMENT PREVUS POUR L'ANNEE | ACCUM. DEPREC. ON ASSETS RETIRED AMORT. ACCUM. SUR L'ACTIF RADIE | ADJUSTMENTS REGULARISATIONS | BALANCE AT DECEMBER 31 SOLDE AU 31 DECEMBRE |
|---|--|--|--|---|--------------------------------|--|
| DOLLARS | | | | | | |
| BRITISH COLUMBIA | | | | | | |
| COLOMBIE BRITANNIQUE | | | | | | |
| PUBLIC | | | | | | |
| GEN. TEACH. PARTIAL / ENSEIGN. PARTIEL | | | | | | |
| 1 - 499 BEDS/LITS | 4 | 7086300 | 664159 | | 57943 | 7692516 |
| 500 + BEDS/LITS | 1 | 2079759 | 162718 | 263 | | 2242214 |
| TOTAL | 5 | 9166059 | 826877 | 263 | 57943 | 9934730 |
| TOTAL GEN. | 87 | 38844985 | 4616521 | 334005 | 61496 | 43067910 |
| CONV./REHAB. CHRON./EXT. CARE/ SOINS PROLONGES OTHER/AUTRES | | | | | | |
| 1 - 24 BEDS/LITS | 5 | 1303593 | 108590 | 124 | | 1412059 |
| 25 - 49 BEDS/LITS | 5 | 578728 | 88168 | | | 666896 |
| 50 - 99 BEDS/LITS | 2 | 1477353 | 85547 | | | 1562900 |
| TOTAL PUB. | 99 | 42204659 | 4898826 | 334129 | 61496 | 46709765 |
| NORTHWEST TERR. DU NORD-OUEST | | | | | | |
| PUBLIC | | | | | | |
| GEN. NON-TEACH. NO LTU/NON-ENS. SANS UNITES A L.T. | | | | | | |
| 1 - 24 BEDS/LITS | 1 | 51467 | 12439 | | | 63906 |
| 25 - 49 BEDS/LITS | 3 | 784007 | 115333 | 500 | | 898840 |
| TOTAL | 4 | 835474 | 127772 | 500 | | 962746 |
| GEN. NON-TEACHING WITH LTU/NON-ENS. AVEC UNITES A L.T. | | | | | | |
| 1 - 99 BEDS/LITS | 1 | 175961 | 17223 | | | 193184 |
| TOTAL | 1 | 175961 | 17223 | | | 193184 |
| TOT. NON-TCH/NON-ENS | 5 | 1011435 | 144995 | 500 | | 1155930 |
| TOTAL GEN. | 5 | 1011435 | 144995 | 500 | | 1155930 |
| TOTAL PUB. | 5 | 1011435 | 144995 | 500 | | 1155930 |
| CANADA | | | | | | |
| PUBLIC | | | | | | |
| GEN. NON-TEACH. NO LTU/NON-ENS. SANS UNITES A L.T. | | | | | | |
| 1 - 24 BEDS/LITS | 194 | 11761186 | 1197891 | 263292 | 42414 | 12694221 |
| 25 - 49 BEDS/LITS | 175 | 20547004 | 2380430 | 622308 | 155274 | 22291737 |
| 50 - 99 BEDS/LITS | 99 | 23952930 | 2485504 | 521060 | 6626 | 25911356 |
| 100 - 199 BEDS/LITS | 76 | 39735020 | 3789261 | 42273 | 409363 | 43072646 |
| 200 + BEDS/LITS | 59 | 53252278 | 6257643 | 524770 | 19428 | 59898999 |
| TOTAL | 603 | 149248418 | 16110729 | 1973703 | 633105 | 162968959 |
| GEN. NON-TEACHING WITH LTU/NON-ENS. AVEC UNITES A L.T. | | | | | | |
| 1 - 99 BEDS/LITS | 44 | 6544494 | 897622 | 103787 | 44744 | 7380012 |
| 100 - 199 BEDS/LITS | 28 | 10165446 | 1387230 | 3181 | 1295 | 11548200 |
| 200 + BEDS/LITS | 37 | 41425198 | 5082605 | 96873 | 168867 | 46275025 |
| TOTAL | 109 | 58135138 | 7367457 | 203841 | 214906 | 65203237 |
| TOT. NON-TCH/NON-ENS | 712 | 207383556 | 23478186 | 2177544 | 848011 | 228172196 |
| GEN. TEACH. FULL/ ENSEIGN. COMPLET | | | | | | |
| 1 - 499 BEDS/LITS | 6 | 15379935 | 1158807 | 6382 | 30863 | 16546559 |
| 500 + BEDS/LITS | 23 | 79583504 | 7860376 | 21295 | 127562 | 87438299 |
| TOTAL | 29 | 94963439 | 9019183 | 27677 | 158425 | 103984858 |
| GEN. TEACH. PARTIAL / ENSEIGN. PARTIEL | | | | | | |
| 1 - 499 BEDS/LITS | 21 | 29245889 | 2828149 | 5483 | 59609 | 32012278 |
| 500 + BEDS/LITS | 8 | 19354837 | 1430305 | 13667 | 89 | 20771564 |
| TOTAL | 29 | 48600726 | 4258454 | 19150 | 59698 | 52783842 |
| TOTAL GEN. | 770 | 350947721 | 36755823 | 2224371 | 1066134 | 384940896 |
| CHILDRENS/PEDIATR. CONV./REHAB. CHRON./EXT. CARE/ SOINS PROLONGES OTHER/AUTRES | | | | | | |
| 1 - 24 BEDS/LITS | 4 | 6102993 | 903353 | 330260 | 353 | 6675733 |
| 25 - 49 BEDS/LITS | 20 | 5686337 | 604560 | 124 | 105 | 6290878 |
| 50 - 99 BEDS/LITS | 66 | 21440171 | 1842702 | 31059 | 17768 | 23269581 |
| 100 - 199 BEDS/LITS | 12 | 6988331 | 809413 | | 28195 | 7773550 |
| TOTAL PUB. | 872 | 391165553 | 40915851 | 2585814 | 1112555 | 428950638 |

TABLE 14. DEPRECIATION EXPENSE(1) - BUILDING AND BUILDING SERVICE EQUIPMENT PER RATED BED
 TABLEAU 14. FRAIS D'AMORTISSEMENT(1) (BATIMENTS ET MATERIEL FIXE) PAR LIT (CAPACITE THEORIQUE)

| TYPE AND SIZE AFFECTATION ET TAILLE | CANADA * | NFLD. - T.-N. | P.-E.-I. - I.P.-E. | N.-S. - N.-E. | N.-B. | ATLANTIC ATLAN- TIQUE | QUEBEC | ONTARIO | MANITOBA | SASK. | ALBERTA | PRAIRIES | B.C. - C.-B. |
|--|--------------------------------------|--------------------------------------|--------------------------------------|--------------------------------------|--------------------------------------|--------------------------------------|--------|--------------------------------------|--------------------------------------|--------------------------------------|--------------------------------------|--------------------------------------|--------------------------------------|
| UB. GEN. NON-TCH O. LIT/ NON-ENS. ANS UNIT. A LIT. | | | | | | | | | | | | | |
| 1 - 24 BEDS/LITS | 179.44 358.04 403.11 566.04 | 517.86 574.86 693.50 803.47 | 219.00 | 341.93 283.57 | 331.56 262.64 | 189.28 389.20 432.69 561.44 | | 289.47 370.47 | 127.16 188.67 256.15 306.54 | 339.70 458.63 507.99 684.35 | 103.60 171.81 262.89 391.47 | 176.14 350.17 389.78 553.23 | 41.62 331.97 504.67 529.00 |
| 25 - 49 BEDS/LITS | 215.43 375.57 424.70 560.80 | 443.85 544.95 616.46 631.14 | 234.64 | 242.33 262.60 | 286.60 408.40 427.56 450.86 | 253.09 424.81 440.85 514.69 | | 223.29 389.17 477.64 519.60 | 69.27 179.69 195.02 271.92 | 205.20 398.39 383.43 537.07 | 251.95 358.19 443.19 618.14 | 217.74 352.54 382.92 557.82 | 120.41 347.72 428.97 597.10 |
| 50 - 99 BEDS/LITS | 212.62 313.40 387.98 432.07 | | 765.05 | 194.30 | 380.22 398.27 | 374.59 362.11 | | 241.99 301.41 332.58 352.17 | 100.65 129.42 147.20 168.65 | 309.08 402.88 434.96 517.14 | 220.32 354.18 359.12 457.31 | 189.18 309.08 330.01 456.51 | 136.90 344.42 417.97 487.37 |
| 100 - 199 BEDS/LITS | 263.82 381.01 404.44 483.03 | 505.05 563.79 | 306.12 | 457.56 443.19 | 413.21 464.01 | 284.86 443.00 464.48 494.07 | | 268.88 362.70 385.61 440.50 | | 254.24 305.49 | 443.37 482.36 | 400.85 406.03 492.25 | 365.02 343.05 445.44 |
| 200 + BEDS/LITS | 254.01 378.03 363.28 421.73 | | 111.68 | 266.22 | 341.20 307.59 | 419.41 346.12 | | 266.22 378.02 370.94 419.23 | | 494.46 | 420.97 397.86 | 377.27 357.00 | 398.82 442.44 |
| TOTAL | 219.73 355.03 384.33 506.71 | 443.85 559.01 511.46 722.97 | 266.22 265.86 | 161.97 358.25 360.84 435.70 | 278.08 381.48 394.69 429.83 | 256.68 598.01 395.70 510.40 | | 254.40 352.17 377.12 447.54 | 109.31 183.33 240.34 289.93 | 299.86 429.86 421.89 596.25 | 222.63 354.18 401.22 487.49 | 197.32 347.94 370.10 506.71 | 168.12 354.07 410.95 529.00 |
| -WITH LIT/AVEC UNITES A LIT. | | | | | | | | | | | | | |
| 1 - 99 BEDS/LITS | 219.26 342.47 363.83 489.86 | | | | | | | 218.42 336.84 346.23 472.27 | | 336.15 343.78 | | 313.90 333.81 | 606.34 |
| 100 - 199 BEDS/LITS | 243.15 303.76 361.38 406.63 | | 531.53 | | | 531.53 | | 245.64 291.76 288.56 339.57 | | 191.53 | | 191.53 | 236.34 511.69 497.91 767.59 |
| 200 + BEDS/LITS | 279.65 423.87 409.86 536.13 | | | | 197.17 | 197.17 | | 301.00 423.87 428.04 536.13 | | 376.96 | | 376.96 | 374.28 392.04 |
| TOTAL | 252.01 342.19 393.17 503.35 | | 531.53 | | 197.17 | 207.22 266.14 | | 265.68 343.33 392.72 472.87 | | 376.96 | | 291.64 336.49 | 238.50 506.00 453.90 776.91 |
| -TOTAL NON- TEACH/NON- ENSEIGNANT | 228.55 357.81 387.33 505.34 | 443.85 559.01 511.46 722.97 | 109.14 286.17 323.28 377.06 | 161.97 358.25 360.84 435.70 | 263.60 379.55 353.29 427.85 | 241.38 396.46 380.18 514.69 | | 263.89 346.96 385.15 459.55 | 117.81 185.21 246.96 292.18 | 299.20 429.86 415.74 595.72 | 223.59 352.33 399.87 485.90 | 197.27 346.83 367.39 506.86 | 182.10 365.02 426.91 589.98 |
| -GEN TCH FULL/ ENS COMPLET | | | | | | | | | | | | | |
| 1 - 499 BEDS/LITS | 614.34 602.23 | 813.37 | | 614.34 | | 698.62 | | 472.22 517.59 | | | | | |
| 500 + BEDS/LITS | 347.76 443.06 461.46 533.41 | | | | | | | 350.10 417.46 471.94 562.94 | 243.70 | 459.74 | 473.29 571.98 | 431.41 431.08 | 486.20 |
| TOTAL | 359.06 465.98 477.34 595.54 | 813.37 | | 614.34 | | 698.62 | | 356.92 449.39 476.76 569.83 | 243.70 | 459.74 | 473.29 571.98 | 431.41 431.08 | 486.20 |
| -GEN TCH PART./ ENS PARTIEL | | | | | | | | | | | | | |
| 1 - 499 BEDS/LITS | 327.24 419.92 425.83 505.03 | 596.23 | | | 502.05 | 556.99 558.56 | | 405.12 590.55 | 486.43 | 147.62 241.30 | | 291.17 286.87 | 385.19 391.60 |
| 500 + BEDS/LITS | 258.17 297.69 | | | | 258.17 | 258.17 | | 398.40 | | 172.28 | 325.87 | 256.63 276.74 | 230.81 |
| TOTAL | 257.02 397.13 359.91 478.42 | 596.23 | | | 340.66 | 529.52 426.68 | | 405.12 469.42 | 486.43 | 159.95 215.16 | 325.87 | 256.63 280.71 | 373.24 344.39 |
| -TOTAL GEN. | 233.17 363.03 402.28 506.56 | 482.69 562.34 582.54 745.57 | 109.14 286.17 323.28 377.06 | 163.20 363.84 404.12 440.60 | 260.89 379.55 349.85 429.83 | 257.05 410.42 415.47 535.12 | | 273.92 362.44 411.66 472.25 | 118.94 191.13 258.52 293.75 | 294.00 427.34 363.39 593.06 | 226.28 357.81 428.66 484.68 | 197.32 347.12 365.47 498.17 | 193.10 371.73 418.42 560.00 |
| -CHILDRENS/ PEDIATR. | 452.09 542.02 | 349.93 | | 554.24 | | 459.52 | | 679.06 | | 264.14 | | 264.14 | |
| -CONV./ REHAB | 212.85 282.00 320.20 339.64 | 314.45 | | 45.95 | 308.60 | 182.80 163.91 | | 348.11 405.47 | 231.93 | | | 231.93 | 267.23 306.75 |
| CHRON./EXT. CARE/SOINS PROLONGES | 145.96 199.42 175.96 266.42 | 177.57 | | | 7.89 | 49.94 | | 120.94 179.50 175.28 292.03 | 52.22 42.58 | | 188.98 228.28 225.93 270.68 | 173.66 226.70 184.18 263.67 | 120.94 155.35 |
| OTHER/ AUTRES | 344.65 528.97 | | | 479.67 | | 479.67 | | 1146.13 | | 7.04 | 344.65 | 94.96 | 574.14 |
| TOTAL PUB. | 218.98 350.20 359.99 494.08 | 358.07 526.33 546.32 702.92 | 109.14 286.17 323.28 377.06 | 158.29 363.84 410.87 474.16 | 258.17 374.59 342.55 427.85 | 240.43 379.20 410.42 529.54 | | 254.01 349.60 399.91 462.51 | 109.31 188.67 231.84 289.93 | 288.89 424.81 348.50 592.47 | 209.62 317.84 382.58 456.03 | 195.17 325.20 334.64 484.26 | 191.43 354.07 407.04 529.00 |
| PRIVATE/ PRIVES | | | | | | | | | | | | | |
| FEDERAL/ FEDERAUX | | | | | | | | | | | | | |

* INCLUDES YUKON & NORTHWEST TERRITORIES. - Y COMPRIS LE YUKON ET LES TERRITOIRES DU NORD-OUEST.

1 DEPRECIATION EXPENSE IS NOT CONSIDERED AS OPERATING EXPENSE IN THE PROVINCE OF QUEBEC. - FRAIS D'AMORTISSEMENT NE SORT PAS CONSIDERES COMME DEPENSES D'EXPLOITATION DANS LA PROVINCE DE QUEBEC.

TABLE 15 . SUPPLEMENTARY DETAIL OF ACCUMULATED DEPRECIATION, MAJOR EQUIPMENT (SHAREABLE)
 TABLEAU 15 . DETAILS SUPPLEMENTAIRES SUR L'AMORTISSEMENT ACCUMULE DU GROS MATERIEL (CCLT PARTAGEABLE)

| PROVINCE, TYPE OF HOSPITAL AND SIZE PROVINCE, AFFECTATION TAILLE DES HOPITAUX | HOSPITALS REPORTING HOPITAUX REPONDANTS | BALANCE AT JANUARY 1 SOLDE AU 1ER JANVIER | DEPRECIATION PROVIDED DURING YEAR AMORTISSEMENT PREVUS POUR L'ANNEE | ACCUM. DEPREC. ON ASSETS RETIRED AMORT. ACCUM SUR L'ACTIF RADIE | ADJUSTMENTS REGULARISATIONS | BALANCE AT DECEMBER 31 SOLDE AU 31 DECEMBRE |
|--|--|--|--|--|--------------------------------|--|
| DOLLARS | | | | | | |
| NEWFOUNDLAND | | | | | | |
| TERRE-NEUVE | | | | | | |
| PUBLIC | | | | | | |
| GEN. NON-TEACH. NO LTU/NON-ENS. SANS UNITES A L.T. | | | | | | |
| 1 - 24 BEDS/LITS | 11 | 242801 | 46553 | | | 289354 |
| 25 - 49 BEDS/LITS | 8 | 430449 | 85758 | | 87C | 515337 |
| 50 - 99 BEDS/LITS | 2 | 320692 | 65702 | | | 386394 |
| 100 - 199 BEDS/LITS | 3 | 1014518 | 192455 | | | 1206973 |
| 200 + BEDS/LITS | 1 | 88292 | 29300 | | 516 | 117076 |
| TOTAL | 25 | 2096752 | 419768 | | 1386 | 2515134 |
| GEN. NON-TEACHING WITH LTU/NON-ENS. AVEC UNITES A L.T. | | | | | | |
| 1 - 99 BEDS/LITS | 1 | 7482 | | | | 7482 |
| TOTAL | 1 | 7482 | | | | 7482 |
| TOT. NON-TCH/NON-ENS | 26 | 2104234 | 419768 | 1386 | | 2522616 |
| GEN. TEACH. FULL/ENSEIGN. COMPLET | | | | | | |
| 1 - 499 BEDS/LITS | 1 | 201208 | 213456 | | | 414664 |
| TOTAL | 1 | 201208 | 213456 | | | 414664 |
| GEN. TEACH. PARTIAL/ENSEIGN. PARTIEL | | | | | | |
| 1 - 499 BEDS/LITS | 2 | 1115831 | 186198 | 3149 | 2140 | 1301020 |
| TOTAL | 2 | 1115831 | 186198 | 3149 | 2140 | 1301020 |
| TOTAL GEN. | 29 | 3421273 | 819422 | 4535 | 2140 | 4238300 |
| CHILDRENS/PEDIATR. CONV./REHAB. | | | | | | |
| | 1 | 459574 | 128219 | 1675 | | 586118 |
| | 1 | 1798 | 787 | | | 2585 |
| TOTAL PUB. | 31 | 3882645 | 948428 | 6210 | 2140 | 4827C03 |
| PRINCE EDWARD ISLAND | | | | | | |
| ILE DU P.-E. | | | | | | |
| PUBLIC | | | | | | |
| GEN. NON-TEACH. NO LTU/NON-ENS. SANS UNITES A L.T. | | | | | | |
| 1 - 24 BEDS/LITS | 2 | 40736 | 3934 | | | 44670 |
| 25 - 49 BEDS/LITS | 1 | 78792 | 9509 | | | 88301 |
| 50 - 99 BEDS/LITS | 1 | 85699 | 7517 | | 19 | 93197 |
| 100 - 199 BEDS/LITS | 1 | 397777 | 31861 | | | 429638 |
| 200 + BEDS/LITS | 1 | 528873 | 47999 | | | 576872 |
| TOTAL | 7 | 1131877 | 100820 | | 19 | 1232678 |
| GEN. NON-TEACHING WITH LTU/NON-ENS. AVEC UNITES A L.T. | | | | | | |
| 100 - 199 BEDS/LITS | 1 | 212091 | 25891 | | 2085 | 240067 |
| TOTAL | 1 | 212091 | 25891 | | 2085 | 240067 |
| TOT. NON-TCH/NON-ENS | 8 | 1343968 | 126711 | | 2104 | 1472745 |
| TOTAL GEN. | 8 | 1343968 | 126711 | | 2104 | 1472745 |
| TOTAL PUB. | 8 | 1343968 | 126711 | | 2104 | 1472745 |
| NOVA SCOTIA | | | | | | |
| NOUVELLE-ECOSSE | | | | | | |
| PUBLIC | | | | | | |
| GEN. NON-TEACH. NO LTU/NON-ENS. SANS UNITES A L.T. | | | | | | |
| 1 - 24 BEDS/LITS | 14 | 308798 | 32573 | 2606 | 149 | 338666 |
| 25 - 49 BEDS/LITS | 5 | 352081 | 35404 | 771 | 3338 | 383376 |
| 50 - 99 BEDS/LITS | 11 | 1310860 | 195046 | 18881 | 1931 | 1485186 |
| 100 - 199 BEDS/LITS | 7 | 1944739 | 190268 | 33527 | 122 | 2101400 |
| 200 + BEDS/LITS | 4 | 1242895 | 143896 | 49391 | 2689 | 1334871 |
| TOTAL | 41 | 5159373 | 597187 | 105176 | 8229 | 5643499 |
| TOT. NON-TCH/NON-ENS | 41 | 5159373 | 597187 | 105176 | 8229 | 5643499 |
| GEN. TEACH. FULL/ENSEIGN. COMPLET | | | | | | |
| 1 - 499 BEDS/LITS | 1 | 1644154 | 202474 | | 246108 | 1600520 |
| TOTAL | 1 | 1644154 | 202474 | | 246108 | 1600520 |
| TOTAL GEN. | 42 | 6803527 | 799661 | 105176 | 254337 | 7244019 |
| CHILDRENS/PEDIATR. CONV./REHAB. OTHER/AUTRES | | | | | | |
| | 1 | 582859 | 307215 | | 434 | 889640 |
| | 2 | 63018 | 11661 | 4461 | | 70218 |
| | 1 | 330318 | 46644 | 7834 | | 369128 |
| TOTAL PUB. | 46 | 7779722 | 1165181 | 117471 | 254771 | 8573005 |
| NEW BRUNSWICK | | | | | | |
| NOUVEAU-BRUNSWICK | | | | | | |
| PUBLIC | | | | | | |
| GEN. NON-TEACH. NO LTU/NON-ENS. SANS UNITES A L.T. | | | | | | |
| 1 - 24 BEDS/LITS | 8 | 177551 | 25368 | | | 202919 |
| 25 - 49 BEDS/LITS | 9 | 763603 | 117833 | 22649 | 5865 | 862722 |
| 50 - 99 BEDS/LITS | 7 | 1002065 | 159887 | 111 | | 1161841 |
| 100 - 199 BEDS/LITS | 6 | 1742216 | 171036 | 685 | | 1912567 |
| 200 + BEDS/LITS | 3 | 1985143 | 193146 | 15064 | | 2163225 |
| TOTAL | 33 | 5670578 | 667270 | 38509 | 5865 | 6303274 |
| GEN. NON-TEACHING WITH LTU/NON-ENS. AVEC UNITES A L.T. | | | | | | |
| 200 + BEDS/LITS | 2 | 1230862 | 110711 | 79 | 3518 | 1337976 |
| TOTAL | 2 | 1230862 | 110711 | 79 | 3518 | 1337976 |
| TOT. NON-TCH/NON-ENS | 35 | 6901440 | 777981 | 38588 | 9383 | 7641250 |
| GEN. TEACH. PARTIAL/ENSEIGN. PARTIEL | | | | | | |
| 1 - 499 BEDS/LITS | 1 | 1186878 | 130837 | | | 1317715 |

TABLE 15. SUPPLEMENTARY DETAIL OF ACCUMULATED DEPRECIATION, MAJOR EQUIPMENT (SHAREABLE)
 TABLEAU 15. DETAILS SUPPLEMENTAIRES SUR L'AMORTISSEMENT ACCUMULE DU GROS MATERIEL (COUT PARTAGEABLE)

| PROVINCE, TYPE OF HOSPITAL AND SIZE PROVINCE, AFFECTATION TAILLE DES HOPITAUX | HOSPITALS REPORTING HOPITAUX REPONDANTS | BALANCE AT JANUARY 1 SOLDE AU 1ER JANVIER | DEPRECIATION PROVIDED DURING YEAR AMORTISSEMENT PREVUS POUR L'ANNEE | ACCUM. DEPREC. ON ASSETS RETIRED AMORT. ACCUM SUR L'ACTIF RADIE | ADJUSTMENTS REGULAR- ISATIONS | BALANCE AT DECEMBER 31 SCLDE AU 31 DECEMBRE |
|--|--|--|--|--|----------------------------------|--|
| DOLLARS | | | | | | |
| NEW BRUNSWICK | | | | | | |
| NOUVEAU-BRUNSWICK | | | | | | |
| PUBLIC | | | | | | |
| GEN. TEACH. PARTIAL / ENSEIGN. PARTIEL | | | | | | |
| 500 + BEDS/LITS | 1 | 2247717 | 208550 | | | 2456267 |
| TOTAL | 2 | 3434595 | 339387 | | | 3773982 |
| TOTAL GEN. | 37 | 10336035 | 1117368 | 38588 | 9383 | 11415232 |
| CONV./REHAB. CHRON./EXT. CARE/ SOINS PROLONGES | 1 | 50273 | 6110 | | | 56383 |
| | 1 | 59965 | 6165 | | | 66130 |
| TOTAL PUB. | 39 | 10446273 | 1129643 | 38588 | 9383 | 11537745 |
| ATLANTIC | | | | | | |
| ATLANTIQUE | | | | | | |
| PUBLIC | | | | | | |
| GEN. NON-TEACH. NO LTU/NON-ENS. SANS UNITES A L.T. | | | | | | |
| 1 - 24 BEDS/LITS | 35 | 769886 | 108428 | 2606 | 149 | 875609 |
| 25 - 49 BEDS/LITS | 24 | 1624925 | 248504 | 24290 | 9203 | 1849736 |
| 50 - 99 BEDS/LITS | 21 | 2719316 | 428152 | 18992 | 1950 | 3126618 |
| 100 - 199 BEDS/LITS | 17 | 5099250 | 585620 | 3421 | 122 | 5650578 |
| 200 + BEDS/LITS | 9 | 3845203 | 414941 | 64971 | 2689 | 4192044 |
| TOTAL | 106 | 14058580 | 1785045 | 145071 | 14113 | 15694585 |
| GEN. NON-TEACHING WITH LTU/NON-ENS. AVEC UNITES A L.T. | | | | | | |
| 1 - 99 BEDS/LITS | 1 | 7482 | 25891 | | 2085 | 7482 |
| 100 - 199 BEDS/LITS | 1 | 212091 | 110711 | 79 | 3518 | 240067 |
| 200 + BEDS/LITS | 2 | 1230852 | 136602 | 79 | 5603 | 1337976 |
| TOTAL | 4 | 1450435 | 136602 | | | 1585525 |
| TOT. NON-TCH/NON-ENS | 110 | 15509015 | 1921647 | 145150 | 19716 | 17280110 |
| GEN. TEACH. FULL / ENSEIGN. COMPLET | | | | | | |
| 1 - 499 BEDS/LITS | 2 | 1845362 | 415930 | | 246108 | 2015184 |
| TOTAL | 2 | 1845362 | 415930 | | 246108 | 2015184 |
| GEN. TEACH. PARTIAL / ENSEIGN. PARTIEL | | | | | | |
| 1 - 499 BEDS/LITS | 3 | 2302709 | 317035 | 3149 | 2140 | 2618735 |
| 500 + BEDS/LITS | 1 | 2247717 | 208550 | | | 2456267 |
| TOTAL | 4 | 4550426 | 525585 | 3149 | 2140 | 5075002 |
| TOTAL GEN. | 116 | 21904803 | 2863162 | 148299 | 267964 | 24370296 |
| CHILDRENS/PEDIATR. CONV./REHAB. CHRON./EXT. CARE/ SOINS PROLONGES OTHER/AUTRES | 2 | 1062433 | 435434 | 1675 | 434 | 1475758 |
| | 1 | 115089 | 18558 | 4461 | | 129186 |
| | 2 | 59965 | 6165 | | | 66130 |
| | 1 | 330318 | 46644 | 7834 | | 369128 |
| TOTAL PUB. | 124 | 23452608 | 3369963 | 162269 | 268398 | 26410498 |
| QUEBEC | | | | | | |
| PUBLIC | | | | | | |
| GEN. NON-TEACH. NO LTU/NON-ENS. SANS UNITES A L.T. | | | | | | |
| 1 - 24 BEDS/LITS | 11 | 317582 | 47705 | 56 | 4686 | 369917 |
| 25 - 49 BEDS/LITS | 13 | 816245 | 86142 | | | 902387 |
| 50 - 99 BEDS/LITS | 13 | 2303837 | 190742 | 6960 | 8367 | 2495986 |
| 100 - 199 BEDS/LITS | 29 | 9581699 | 1110383 | 91154 | 54820 | 10652552 |
| 200 + BEDS/LITS | 18 | 11692768 | 1856853 | 103766 | 103702 | 13539193 |
| TOTAL | 84 | 24712131 | 3291825 | 201936 | 171575 | 27961035 |
| GEN. NON-TEACHING WITH LTU/NON-ENS. AVEC UNITES A L.T. | | | | | | |
| 1 - 99 BEDS/LITS | 2 | 169775 | 7335 | | 6179 | 177110 |
| 100 - 199 BEDS/LITS | 1 | 265923 | 18822 | | 112601 | 278566 |
| 200 + BEDS/LITS | 3 | 1740810 | 215385 | 2612 | 118780 | 2066184 |
| TOTAL | 6 | 2176508 | 241542 | 2612 | | 2521860 |
| TOT. NON-TCH/NON-ENS | 90 | 26888639 | 3533367 | 204548 | 290355 | 30482895 |
| GEN. TEACH. FULL / ENSEIGN. COMPLET | | | | | | |
| 1 - 499 BEDS/LITS | 2 | 1114095 | 309006 | 20398 | | 1402703 |
| 500 + BEDS/LITS | 9 | 21527054 | 2765488 | 140404 | 2069794 | 22902692 |
| TOTAL | 11 | 22641149 | 3074494 | 160802 | 2069794 | 24305395 |
| GEN. TEACH. PARTIAL / ENSEIGN. PARTIEL | | | | | | |
| 1 - 499 BEDS/LITS | 11 | 11845994 | 1464580 | 130359 | | 13180215 |
| 500 + BEDS/LITS | 1 | 1826040 | 136957 | | | 2262997 |
| TOTAL | 12 | 13672034 | 1901537 | 130359 | | 15443212 |
| TOTAL GEN. | 113 | 63201822 | 8509398 | 495709 | 2360149 | 70231502 |
| CHILDRENS/PEDIATR. CONV./REHAB. CHRON./EXT. CARE/ SOINS PROLONGES OTHER/AUTRES | 1 | 4690399 | 460771 | 7857 | | 5143313 |
| | 5 | 792672 | 144786 | 8282 | 26057 | 955233 |
| | 22 | 3051795 | 288519 | 69243 | | 3271071 |
| | 6 | 3091347 | 476107 | 65730 | 7 | 3501717 |
| TOTAL PUB. | 147 | 74828035 | 9879581 | 646821 | 2386213 | 83102836 |
| ONTARIO | | | | | | |
| PUBLIC | | | | | | |
| GEN. NON-TEACH. NO LTU/NON-ENS. SANS UNITES A L.T. | | | | | | |
| 1 - 24 BEDS/LITS | 5 | 192196 | 18888 | 2439 | | 208645 |
| 25 - 49 BEDS/LITS | 20 | 1707342 | 191255 | 10346 | 51302 | 1931207 |
| 50 - 99 BEDS/LITS | 15 | 3154202 | 325557 | 11495 | 12225 | 3459505 |

TABLE 15. SUPPLEMENTARY DETAIL OF ACCUMULATED DEPRECIATION, MAJOR EQUIPMENT (SHAREABLE)
 TABLEAU 15. DETAILS SUPPLEMENTAIRES SUR L'AMORTISSEMENT ACCUMULE DU GROS MATERIEL (COUT PARTAGEABLE)

| PROVINCE, TYPE OF HOSPITAL AND SIZE | HOSPITALS REPORTING | BALANCE AT JANUARY 1 | DEPRECIATION PROVIDED DURING YEAR | ACCUM. DEPREC. ON ASSETS RETIRED | ADJUSTMENTS | BALANCE AT DECEMBER 31 |
|---|---------------------|----------------------|-----------------------------------|----------------------------------|-----------------|------------------------|
| PROVINCE, AFFECTATION TAILLE DES HOPITAUX | HOPITAUX REPENDANTS | SOLDE AU 1ER JANVIER | AMORTISSEMENT PREVUS POUR L'ANNEE | AMORT. ACCUM SUR L'ACTIF RADIE | REGULARISATIONS | SOLDE AU 31 DECEMBRE |
| DOLLARS | | | | | | |
| ONTARIO PUBLIC | | | | | | |
| GEN. NON-TEACH. NO LTU/NON-ENS. SANS UNITES A L.I. | | | | | | |
| 100 - 199 BEDS/LITS | 19 | 6436890 | 919607 | 59801 | 33876 | 7315736 |
| 200 + BEDS/LITS | 27 | 20320721 | 3414463 | 744098 | 12387 | 22978699 |
| TOTAL | 86 | 31811351 | 4869770 | 828179 | 109790 | 35893792 |
| GEN. NON-TEACHING WITH LTU/NON-ENS. AVEC UNITES A L.I. | | | | | | |
| 1 - 99 BEDS/LITS | 34 | 4536118 | 710038 | 26908 | 2049 | 5217199 |
| 100 - 199 BEDS/LITS | 17 | 4611048 | 581134 | 46123 | 243 | 5145818 |
| 200 + BEDS/LITS | 27 | 21412111 | 3074432 | 313493 | 73068 | 24115994 |
| TOTAL | 78 | 30559277 | 4365604 | 386524 | 75360 | 34479011 |
| TOT. NON-TCH/NON-ENS | 164 | 62370628 | 9235374 | 1214703 | 185150 | 70372803 |
| GEN. TEACH. FULL/ENSEIGN. COMPLET | | | | | | |
| 1 - 499 BEDS/LITS | 3 | 3804967 | 425599 | 4380 | | 4226186 |
| 500 + BEDS/LITS | 12 | 31272242 | 4304234 | 726171 | 82024 | 34843563 |
| TOTAL | 15 | 35077209 | 4729833 | 730551 | 82024 | 39069749 |
| GEN. TEACH. PARTIAL/ENSEIGN. PARTIEL | | | | | | |
| 1 - 499 BEDS/LITS | 3 | 1861630 | 252294 | 35617 | | 2078307 |
| 500 + BEDS/LITS | 7 | 3479089 | 444656 | 89967 | 623 | 3833195 |
| TOTAL | 10 | 5340719 | 696950 | 125584 | 623 | 5911462 |
| TOTAL GEN. | 184 | 102788556 | 14662157 | 2070838 | 267797 | 115354014 |
| CHILDRENS/PEDIATR. CONV./REHAB. CHRON./EXT. CARE/SOINS PROLONGES OTHER/AUTRES | | | | | | |
| 1 | 1 | 4706876 | 613080 | 152356 | | 5167600 |
| 6 | 6 | 940728 | 111945 | 6988 | 735 | 1045932 |
| 15 | 15 | 4385563 | 457253 | 135455 | 1924 | 4706187 |
| 2 | 2 | 2590043 | 399328 | 54635 | | 2934736 |
| TOTAL PUB. | 208 | 115411766 | 16243763 | 2420272 | 270456 | 129208469 |
| MANITOBA PUBLIC | | | | | | |
| GEN. NON-TEACH. NO LTU/NON-ENS. SANS UNITES A L.I. | | | | | | |
| 1 - 24 BEDS/LITS | 43 | 964373 | 111989 | 27004 | 33387 | 1063769 |
| 25 - 49 BEDS/LITS | 14 | 400502 | 50594 | 19721 | 3999 | 434500 |
| 50 - 99 BEDS/LITS | 8 | 883757 | 83600 | 5653 | 988 | 961358 |
| 100 - 199 BEDS/LITS | 2 | 327461 | 27833 | | 4029 | 351265 |
| 200 + BEDS/LITS | 6 | 1321549 | 13744 | 9901 | 403 | 1464989 |
| TOTAL | 69 | 3897642 | 427760 | 62279 | 42806 | 4275881 |
| GEN. NON-TEACHING WITH LTU/NON-ENS. AVEC UNITES A L.I. | | | | | | |
| 1 - 99 BEDS/LITS | 3 | 254952 | 53303 | | 36778 | 272733 |
| 100 - 199 BEDS/LITS | 1 | 165689 | 23939 | 2845 | 36778 | 186783 |
| TOTAL | 4 | 420641 | 77242 | 2845 | | 459516 |
| TOT. NON-TCH/NON-ENS | 73 | 4318283 | 505002 | 65124 | 79584 | 4735397 |
| GEN. TEACH. FULL/ENSEIGN. COMPLET | | | | | | |
| 500 + BEDS/LITS | 2 | 4046454 | 456006 | 76169 | 23462 | 4402829 |
| TOTAL | 2 | 4046454 | 456006 | 76169 | 23462 | 4402829 |
| GEN. TEACH. PARTIAL/ENSEIGN. PARTIEL | | | | | | |
| 1 - 499 BEDS/LITS | 1 | 689560 | 95477 | | | 785037 |
| TOTAL | 1 | 689560 | 95477 | | | 785037 |
| TOTAL GEN. | 76 | 9054297 | 1056485 | 141293 | 103046 | 9923263 |
| CHILDRENS/PEDIATR. CONV./REHAB. CHRON./EXT. CARE/SOINS PROLONGES | | | | | | |
| 1 | 1 | 926765 | 97107 | | 212 | 1023872 |
| 1 | 1 | 278251 | 42113 | | 3608 | 320152 |
| 2 | 2 | 695205 | 45638 | 1085 | | 736150 |
| TOTAL PUB. | 80 | 10954518 | 1241343 | 142378 | 106866 | 12003437 |
| SASKATCHEWAN PUBLIC | | | | | | |
| GEN. NON-TEACH. NO LTU/NON-ENS. SANS UNITES A L.I. | | | | | | |
| 1 - 24 BEDS/LITS | 78 | 3003409 | 246481 | 16789 | 17427 | 3218107 |
| 25 - 49 BEDS/LITS | 31 | 2210660 | 225757 | 70691 | 2828 | 2362898 |
| 50 - 99 BEDS/LITS | 8 | 969190 | 132641 | 19248 | 39313 | 1043260 |
| 100 - 199 BEDS/LITS | 6 | 2148677 | 220407 | 23518 | | 2345566 |
| 200 + BEDS/LITS | 6 | 634088 | 51016 | 45076 | | 640028 |
| TOTAL | 124 | 8966014 | 876302 | 175322 | 59568 | 9609859 |
| GEN. NON-TEACHING WITH LTU/NON-ENS. AVEC UNITES A L.I. | | | | | | |
| 200 + BEDS/LITS | 2 | 970275 | 151198 | | | 1121473 |
| TOTAL | 2 | 970275 | 151198 | | | 1121473 |
| TOT. NON-TCH/NON-ENS | 126 | 9936289 | 1027500 | 175322 | 59568 | 10731332 |
| GEN. TEACH. FULL/ENSEIGN. COMPLET | | | | | | |
| 500 + BEDS/LITS | 1 | 2040238 | 261808 | 29552 | 689 | 2273183 |
| TOTAL | 1 | 2040238 | 261808 | 29552 | 689 | 2273183 |
| GEN. TEACH. PARTIAL/ENSEIGN. PARTIEL | | | | | | |
| 1 - 499 BEDS/LITS | 3 | 2981115 | 303575 | 71108 | 13790 | 3199792 |
| 500 + BEDS/LITS | 1 | 1403800 | 140365 | 71328 | 13790 | 1543945 |
| TOTAL | 4 | 4384915 | 443940 | 71328 | 13790 | 4743737 |
| TOTAL GEN. | 131 | 16361442 | 1733248 | 276202 | 74047 | 17748252 |

TABLE 15. SUPPLEMENTARY DETAIL OF ACCUMULATED DEPRECIATION, MAJOR EQUIPMENT (SHAREABLE)
 TABLEAU 15. DETAILS SUPPLEMENTAIRES SUR L'AMORTISSEMENT ACCUMULE DU GROS MATERIEL (COUT PARTAGEABLE)

| PROVINCE, TYPE OF HOSPITAL AND SIZE PROVINCE, AFFECTATION TAILLE DES HOPITAUX | HOSPITALS REPORTING HOPITAUX REPONDANTS | BALANCE AT JANUARY 1 SOLDE AU 1ER JANVIER | DEPRECIATION PROVIDED DURING YEAR AMORTISSEMENT PREVIOUS POUR L'ANNEE | ACCUM. DEPREC. ON ASSETS RETIRED AMORT. ACCUM SUR L'ACTIF RADIE | ADJUSTMENTS REGULARISATIONS | BALANCE AT DECEMBER 31 SOLDE AU 31 DECEMBRE |
|--|--|--|--|--|--------------------------------|--|
| DOLLARS | | | | | | |
| SASKATCHEWAN PUBLIC | | | | | | |
| OTHER/AUTRES | 1 | 275517 | 37804 | 3267 | | 310054 |
| TOTAL PUB. | 132 | 16636959 | 1771052 | 279469 | 74047 | 18058306 |
| ALBERTA PUBLIC | | | | | | |
| GEN. NON-TEACH. NO LTU/NON-ENS. SANS UNITES A L.T. | | | | | | |
| 1 - 24 BEDS/LITS | 24 | 684260 | 49036 | 4674 | 1108 | 727634 |
| 25 - 49 BEDS/LITS | 45 | 2783749 | 307824 | 74059 | 80475 | 3018249 |
| 50 - 99 BEDS/LITS | 28 | 2806104 | 289025 | 44145 | 9035 | 3041949 |
| 100 - 199 BEDS/LITS | 5 | 1441200 | 250067 | 28414 | | 1662854 |
| 200 + BEDS/LITS | 3 | 1640897 | 174908 | 8929 | | 1806876 |
| TOTAL | 105 | 9356210 | 1070860 | 160221 | 90618 | 10257562 |
| GEN. NON-TEACHING WITH LTU/NON-ENS. AVEC UNITES A L.T. | | | | | | |
| 1 - 99 BEDS/LITS | 1 | 85030 | 9646 | | | 94676 |
| TOTAL | 1 | 85030 | 9646 | | | 94676 |
| TOT. NON-TCH/NON-ENS | 106 | 9441240 | 1080506 | 160221 | 90618 | 10352238 |
| GEN. TEACH. FULL/ENSEIGN. COMPLET | | | | | | |
| 500 + BEDS/LITS | 2 | 1553860 | 495369 | | | 2049229 |
| TOTAL | 2 | 1553860 | 495369 | | | 2049229 |
| GEN. TEACH. PARTIAL/ENSEIGN. PARTIEL | | | | | | |
| 500 + BEDS/LITS | 2 | 2063427 | 360618 | | | 2424045 |
| TOTAL | 2 | 2063427 | 360618 | | | 2424045 |
| TOTAL GEN. | 110 | 13058527 | 1936493 | 160221 | 90618 | 14825512 |
| CHRON./EXT. CARE/SOINS PROLONGES | 26 | 2330793 | 317882 | 25613 | 12616 | 2610818 |
| OTHER/AUTRES | 1 | 135233 | 23438 | 1027 | | 157644 |
| TOTAL PUB. | 137 | 15524553 | 2277813 | 186861 | 103234 | 17593974 |
| PRAIRIES PUBLIC | | | | | | |
| GEN. NON-TEACH. NO LTU/NON-ENS. SANS UNITES A L.T. | | | | | | |
| 1 - 24 BEDS/LITS | 145 | 4652042 | 407506 | 48467 | 51922 | 5009510 |
| 25 - 49 BEDS/LITS | 90 | 5394911 | 584175 | 164471 | 87302 | 5815647 |
| 50 - 99 BEDS/LITS | 44 | 4659041 | 503266 | 69046 | 49336 | 5046567 |
| 100 - 199 BEDS/LITS | 13 | 3917338 | 498307 | 51932 | 4029 | 4359885 |
| 200 + BEDS/LITS | 8 | 3596534 | 379668 | 63906 | 403 | 3911893 |
| TOTAL | 298 | 22219866 | 2374922 | 397822 | 192992 | 24143302 |
| GEN. NON-TEACHING WITH LTU/NON-ENS. AVEC UNITES A L.T. | | | | | | |
| 1 - 99 BEDS/LITS | 4 | 339982 | 62949 | | 36778 | 367409 |
| 100 - 199 BEDS/LITS | 1 | 165689 | 23939 | 2845 | | 186783 |
| 200 + BEDS/LITS | 2 | 970275 | 151198 | | | 1151473 |
| TOTAL | 7 | 1475946 | 238086 | 2845 | 36778 | 1675665 |
| TOT. NON-TCH/NON-ENS | 305 | 23695812 | 2613008 | 400667 | 229770 | 25818967 |
| GEN. TEACH. FULL/ENSEIGN. COMPLET | | | | | | |
| 500 + BEDS/LITS | 5 | 7640552 | 1213183 | 105721 | 24151 | 8725241 |
| TOTAL | 5 | 7640552 | 1213183 | 105721 | 24151 | 8725241 |
| GEN. TEACH. PARTIAL/ENSEIGN. PARTIEL | | | | | | |
| 1 - 499 BEDS/LITS | 4 | 3670675 | 399052 | 71108 | 13790 | 3984829 |
| 500 + BEDS/LITS | 3 | 3467227 | 500983 | 220 | | 3967950 |
| TOTAL | 7 | 7137902 | 900035 | 71328 | 13790 | 7952819 |
| TOTAL GEN. | 317 | 38474266 | 4726226 | 577716 | 267711 | 42497027 |
| CHILDRENS/PEDIATR. CONV./REHAB. | 1 | 926765 | 97107 | | | 1023872 |
| CHRON./EXT. CARE/SOINS PROLONGES | 28 | 278251 | 42113 | | 212 | 320152 |
| OTHER/AUTRES | 2 | 3025998 | 363520 | 26698 | 16224 | 3346968 |
| TOTAL PUB. | 349 | 43116030 | 5290208 | 608708 | 284147 | 47655717 |
| BRITISH COLUMBIA COLOMBIE BRITANNIQUE PUBLIC | | | | | | |
| GEN. NON-TEACH. NO LTU/NON-ENS. SANS UNITES A L.T. | | | | | | |
| 1 - 24 BEDS/LITS | 13 | 473887 | 57137 | | | 531024 |
| 25 - 49 BEDS/LITS | 27 | 1770532 | 204888 | 103098 | 1301 | 1873621 |
| 50 - 99 BEDS/LITS | 17 | 1666076 | 229478 | 3738 | | 1891831 |
| 100 - 199 BEDS/LITS | 10 | 2444176 | 335001 | 14319 | 12341 | 2752476 |
| 200 + BEDS/LITS | 5 | 1935099 | 313021 | 138744 | | 2109376 |
| TOTAL | 67 | 8289729 | 1139525 | 259884 | 13642 | 9158328 |
| GEN. NON-TEACHING WITH LTU/NON-ENS. AVEC UNITES A L.T. | | | | | | |
| 100 - 99 BEDS/LITS | 2 | 252490 | 41927 | 289 | 8000 | 286128 |
| 100 - 199 BEDS/LITS | 8 | 1811663 | 318407 | 1237 | | 2128833 |
| 200 + BEDS/LITS | 4 | 175498 | 37584 | 10653 | | 1982389 |
| TOTAL | 14 | 3779611 | 637918 | 12179 | 8000 | 4397350 |
| TOT. NON-TCH/NON-ENS | 81 | 12069340 | 1777443 | 272063 | 21642 | 13555678 |
| GEN. TEACH. FULL/ENSEIGN. COMPLET | | | | | | |
| 500 + BEDS/LITS | 1 | 6443160 | 300194 | | | 6743354 |
| TOTAL | 1 | 6443160 | 300194 | | | 6743354 |

TABLE 15. SUPPLEMENTARY DETAIL OF ACCUMULATED DEPRECIATION, MAJOR EQUIPMENT (SHAREABLE)
 TABLEAU 15. DETAILS SUPPLEMENTAIRES SUR L'AMORTISSEMENT ACCUMULE DU GROS MATERIEL (CCLT PARTAGEABLE)

| PROVINCE, TYPE OF HOSPITAL AND SIZE PROVINCE, AFFECTATION TAILLE DES HOPITAUX | HOSPITALS REPORTING HOPITAUX REpondANTS | BALANCE AT JANUARY 1 SOLDE AU 1ER JANVIER | DEPRECIATION PROVIDED DURING YEAR AMORTISSEMENT PREVUS POUR L'ANNEE | ACCUM. DEPREC. ON ASSETS RETIRED AMORT. ACCUM SUR L'ACTIF RADIE | ADJUSTMENTS REGULAR- ISATIONS | BALANCE AT CECEMBER 31 SOLDE AU 31 DECEMBRE |
|--|--|--|--|--|----------------------------------|--|
| DOLLARS | | | | | | |
| BRITISH COLUMBIA COLOMBIE BRITANNIQUE PUBLIC | | | | | | |
| GEN. TEACH. PARTIAL / ENSEIGN. PARTIEL | | | | | | |
| 1 - 499 BEDS/LITS | 4 | 3900777 | 592122 | 38924 | 23472 | 4430503 |
| 500 + BEDS/LITS | 5 | 1482711 | 147914 | 1983 | | 1628642 |
| TOTAL | 5 | 5383488 | 740036 | 40907 | 23472 | 6059145 |
| TOTAL GEN. | 87 | 23895988 | 2817673 | 312970 | 45114 | 26358177 |
| CONV./REHAB. CHRON./EXT. CARE/ SOINS PROLONGES OTHER/AUTRES | | | | | | |
| 5 | 5 | 463090 | 42514 | 1821 | 150 | 503933 |
| 5 | 5 | 240416 | 41425 | 100 | | 281741 |
| 2 | 2 | 1051086 | 83282 | 1897 | | 1132471 |
| TOTAL PUB. | 99 | 25650580 | 2984894 | 316788 | 45264 | 28276322 |
| NORTHWEST TERR. DU NORD-OUEST PUBLIC | | | | | | |
| GEN. NON-TEACH. NO LTU/NON-ENS. SANS UNITES A L.T. | | | | | | |
| 1 - 24 BEDS/LITS | 1 | 46041 | 8668 | | | 54709 |
| 25 - 49 BEDS/LITS | 3 | 145186 | 13379 | | | 158565 |
| TOTAL | 4 | 191227 | 22047 | | | 213274 |
| GEN. NON-TEACHING WITH LTU/NON-ENS. AVEC UNITES A L.T. | | | | | | |
| 1 - 99 BEDS/LITS | 1 | 45020 | 1348 | | | 46368 |
| TOTAL | 1 | 45020 | 1348 | | | 46368 |
| TOT. NON-TCH/NON-ENS | 5 | 236247 | 23395 | | | 259642 |
| TOTAL GEN. | 5 | 236247 | 23395 | | | 259642 |
| TOTAL PUB. | 5 | 236247 | 23395 | | | 259642 |
| CANADA PUBLIC | | | | | | |
| GEN. NON-TEACH. NO LTU/NON-ENS. SANS UNITES A L.T. | | | | | | |
| 1 - 24 BEDS/LITS | 210 | 6451634 | 648332 | 53568 | 56757 | 7049414 |
| 25 - 49 BEDS/LITS | 177 | 11459141 | 1328343 | 302205 | 149108 | 12531163 |
| 50 - 99 BEDS/LITS | 105 | 14502472 | 1679195 | 110216 | 71878 | 16020507 |
| 100 - 199 BEDS/LITS | 88 | 27479312 | 3448918 | 251418 | 105188 | 30732027 |
| 200 + BEDS/LITS | 65 | 41390325 | 6378346 | 1115485 | 119181 | 46731205 |
| TOTAL | 645 | 101282884 | 13483134 | 1832892 | 502112 | 113064316 |
| GEN. NON-TEACHING WITH LTU/NON-ENS. AVEC UNITES A L.T. | | | | | | |
| 1 - 99 BEDS/LITS | 44 | 5350867 | 823597 | 27197 | 46827 | 6101696 |
| 100 - 199 BEDS/LITS | 28 | 7066414 | 968193 | 50205 | 8507 | 7580067 |
| 200 + BEDS/LITS | 38 | 27069516 | 3829310 | 326837 | 189187 | 30624016 |
| TOTAL | 110 | 39486797 | 5621100 | 404239 | 244521 | 44705779 |
| TOT. NON-TCH/NON-ENS | 755 | 140769681 | 19104234 | 2237131 | 746633 | 157770095 |
| GEN. TEACH. FULL/ ENSEIGN. COMPLET | | | | | | |
| 1 - 499 BEDS/LITS | 7 | 6764424 | 1150535 | 24778 | 246108 | 7644073 |
| 500 + BEDS/LITS | 27 | 66883008 | 8583099 | 972296 | 2175969 | 73214850 |
| TOTAL | 34 | 73647432 | 9733634 | 997074 | 2422077 | 80858923 |
| GEN. TEACH. PARTIAL / ENSEIGN. PARTIEL | | | | | | |
| 1 - 499 BEDS/LITS | 25 | 23581785 | 3025083 | 279157 | 39402 | 26292589 |
| 500 + BEDS/LITS | 8 | 12502784 | 1739060 | 92170 | 623 | 14149051 |
| TOTAL | 33 | 36084569 | 4764143 | 371327 | 40025 | 40441640 |
| TOTAL GEN. | 822 | 250501682 | 33602011 | 3605532 | 3208735 | 279070658 |
| CHILDRENS/PEDIATR. CONV./REHAB. CHRON./EXT. CARE/ SOINS PROLONGES OTHER/AUTRES | | | | | | |
| 5 | 5 | 11366473 | 1606392 | 161888 | 434 | 12810543 |
| 21 | 21 | 2589830 | 359916 | 21552 | 27154 | 2954436 |
| 71 | 71 | 10763737 | 1156882 | 231496 | 18148 | 11672097 |
| 13 | 13 | 7473544 | 1066603 | 134390 | 7 | 8405750 |
| TOTAL PUB. | 932 | 282695266 | 37791804 | 4154858 | 3254478 | 314913484 |

TABLE 16. SUPPLEMENTARY DETAIL OF ACCUMULATED DEPRECIATION, MAJOR EQUIPMENT (NON-SHAREABLE)
 TABLEAU 16. DETAILS SUPPLEMENTAIRES SUR L'AMORTISSEMENT ACCUMULE DE GROS MATERIEL (COUT NON-PARTAGEABLE)

| PROVINCE, TYPE OF HOSPITAL AND SIZE PROVINCE, AFFECTATION TAILLE DES HOPITAUX | HOSPITALS REPORTING HOPITAUX REPENDANTS | BALANCE AT JANUARY 1 SOLDE AU 1ER JANVIER | DEPRECIATION PROVIDED DURING YEAR AMORTISSEMENT PREVIOUS POUR L'ANNEE | ACCUM. DEPREC ON ASSETS RETIRED AMORT. ACCUM. SUR L'ACTIF RADIE | ADJUSTMENTS REGULARISATIONS | BALANCE AT DECEMBER 31 SOLDE AU 31 DECEMBRE |
|--|--|--|--|--|--------------------------------|--|
| DOLLARS | | | | | | |
| NEWFOUNDLAND | | | | | | |
| TERRE-NEUVE | | | | | | |
| PUBLIC | | | | | | |
| GEN. NON-TEACH. NO LTU/NON-ENS. SANS UNITES A L.T. | | | | | | |
| 50 - 99 BEDS/LITS | 2 | 13952 | 4427 | | | 18379 |
| 200 + BEDS/LITS | 1 | 154298 | 11957 | | | 166255 |
| TOTAL | 3 | 168250 | 16384 | | | 184634 |
| GEN. NON-TEACHING WITH LTU/NON-ENS. AVEC UNITES A L.T. | | | | | | |
| 1 - 99 BEDS/LITS | 1 | 8567 | 2152 | 7156 | | 3563 |
| TOTAL | 1 | 8567 | 2152 | 7156 | | 3563 |
| TOT. NON-TCH/NON-ENS | 4 | 176817 | 18536 | 7156 | | 188197 |
| GEN. TEACH. PARTIAL /ENSEIGN. PARTIEL | | | | | | |
| 1 - 499 BEDS/LITS | 1 | 287499 | 35154 | | 2140 | 320513 |
| TOTAL | 1 | 287499 | 35154 | | 2140 | 320513 |
| TOTAL GEN. | 5 | 464316 | 53690 | 7156 | 2140 | 508710 |
| CONV./REHAB. | 1 | 1848 | 1352 | 917 | | 2283 |
| TOTAL PUB. | 6 | 466164 | 55042 | 8073 | 2140 | 510993 |
| PRINCE EDWARD ISLAND | | | | | | |
| ILE DU P.-E. | | | | | | |
| PUBLIC | | | | | | |
| GEN. NON-TEACH. NO LTU/NON-ENS. SANS UNITES A L.T. | | | | | | |
| 1 - 24 BEDS/LITS | 1 | 114 | 19 | | | 133 |
| TOTAL | 1 | 114 | 19 | | | 133 |
| TOT. NON-TCH/NON-ENS | 1 | 114 | 19 | | | 133 |
| TOTAL GEN. | 1 | 114 | 19 | | | 133 |
| TOTAL PUB. | 1 | 114 | 19 | | | 133 |
| NOVA SCOTIA | | | | | | |
| NOUVELLE-ECOSSE | | | | | | |
| PUBLIC | | | | | | |
| GEN. NON-TEACH. NO LTU/NON-ENS. SANS UNITES A L.T. | | | | | | |
| 1 - 24 BEDS/LITS | 2 | 7075 | 1920 | | 1 | 8596 |
| 25 - 49 BEDS/LITS | 3 | 4523 | 1321 | | | 5844 |
| 50 - 99 BEDS/LITS | 4 | 14826 | 1516 | | 4233 | 12111 |
| TOTAL | 9 | 26426 | 4757 | | 4234 | 26951 |
| TOT. NON-TCH/NON-ENS | 9 | 26426 | 4757 | | 4234 | 26951 |
| GEN. TEACH. FULL /ENSEIGN. COMPLET | | | | | | |
| 1 - 499 BEDS/LITS | 1 | 40291 | 6219 | | 1349 | 47859 |
| TOTAL | 1 | 40291 | 6219 | | 1349 | 47859 |
| TOTAL GEN. | 10 | 66717 | 10976 | | 5583 | 74810 |
| CHILDRENS/PEDIATR. CONV./REHAB. OTHER/AUTRES | 1 | 64954 | 8292 | | 4461 | 8292 |
| | 1 | 1750 | 875 | | | 69415 |
| TOTAL PUB. | 13 | 133421 | 20143 | | 10044 | 155142 |
| NEW BRUNSWICK | | | | | | |
| NOUVEAU-BRUNSWICK | | | | | | |
| PUBLIC | | | | | | |
| GEN. NON-TEACH. NO LTU/NON-ENS. SANS UNITES A L.T. | | | | | | |
| 1 - 24 BEDS/LITS | 2 | 393 | 51 | | | 444 |
| 25 - 49 BEDS/LITS | 3 | 2452 | 939 | | 5 | 3396 |
| 50 - 99 BEDS/LITS | 1 | 2599 | 596 | | | 3195 |
| 100 - 199 BEDS/LITS | 6 | 4038 | | 4038 | | |
| TOTAL | 6 | 9482 | 1586 | 4038 | 5 | 7035 |
| TOT. NON-TCH/NON-ENS | 6 | 9482 | 1586 | 4038 | 5 | 7035 |
| GEN. TEACH. PARTIAL /ENSEIGN. PARTIEL | | | | | | |
| 500 + BEDS/LITS | 1 | 23374 | 1771 | 10147 | | 14998 |
| TOTAL | 1 | 23374 | 1771 | 10147 | | 14998 |
| TOTAL GEN. | 7 | 32856 | 3357 | 14185 | 5 | 22033 |
| TOTAL PUB. | 7 | 32856 | 3357 | 14185 | 5 | 22033 |
| ATLANTIC | | | | | | |
| ATLANTIQUE | | | | | | |
| PUBLIC | | | | | | |
| GEN. NON-TEACH. NO LTU/NON-ENS. SANS UNITES A L.T. | | | | | | |
| 1 - 24 BEDS/LITS | 5 | 7582 | 1990 | | 1 | 9573 |
| 25 - 49 BEDS/LITS | 6 | 6975 | 2260 | | 5 | 9240 |
| 50 - 99 BEDS/LITS | 7 | 31379 | 6539 | | 4233 | 33685 |
| 100 - 199 BEDS/LITS | | 4038 | | 4038 | | |
| 200 + BEDS/LITS | 1 | 154298 | 11957 | | | 166255 |
| TOTAL | 19 | 204272 | 22746 | 4038 | 4239 | 218753 |
| GEN. NON-TEACHING WITH LTU/NON-ENS. AVEC UNITES A L.T. | | | | | | |
| 1 - 99 BEDS/LITS | 1 | 8567 | 2152 | 7156 | | 3563 |
| TOTAL | 1 | 8567 | 2152 | 7156 | | 3563 |
| TOT. NON-TCH/NON-ENS | 20 | 212839 | 24898 | 11194 | 4239 | 222316 |

TABLE 16. SUPPLEMENTARY DETAIL OF ACCUMULATED DEPRECIATION, MAJOR EQUIPMENT (NON-SHAREABLE)
 TABLEAU 16. DETAILS SUPPLEMENTAIRES SUR L'AMORTISSEMENT ACCUMULE DE GROS MATERIEL (COUT NCN-PARTAGEABLE)

| PROVINCE, TYPE OF HOSPITAL AND SIZE PROVINCE, AFFECTATION TAILLE DES HOPITAUX | HOSPITALS REPORTING HOPITAUX REpondANTS | BALANCE AT JANUARY 1 SOLDE AU 1ER JANVIER | DEPRECIATION PROVIDED DURING YEAR AMORTISSEMENT PREVUS POUR L'ANNEE | ACCUM. DEPREC ON ASSETS RETIRED AMORT. ACCUM. SUR L'ACTIF RADIE | ADJUSTMENTS REGULAR- ISATIONS | BALANCE AT CECEMBER 31 SCLDE AU 31 DECEMBRE |
|--|--|--|--|--|----------------------------------|--|
| DOLLARS | | | | | | |
| ATLANTIC | | | | | | |
| ATLANTIQUE | | | | | | |
| PUBLIC | | | | | | |
| GEN. TEACH. FULL/ENSEIGN. COMPLET | | | | | | |
| 1 - 499 BEDS/LITS | 1 | 40291 | 6219 | | 1349 | 47859 |
| TOTAL | 1 | 40291 | 6219 | | 1349 | 47859 |
| GEN. TEACH. PARTIAL/ENSEIGN. PARTIEL | | | | | | |
| 1 - 499 BEDS/LITS | 1 | 287499 | 35154 | | 2140 | 320513 |
| 500 + BEDS/LITS | 1 | 23374 | 1771 | 10147 | | 14958 |
| TOTAL | 2 | 310873 | 36925 | 10147 | 2140 | 335511 |
| TOTAL GEN. | 23 | 564003 | 68042 | 21341 | 7728 | 605686 |
| CHILDRENS/PEDIATR. CHRON./EXT. CARE/SOINS PROLONGES | | | | | | |
| OTHER/AUTRES | 1 | | 8292 | | | 8292 |
| | 2 | 66802 | 1352 | 917 | 4461 | 71698 |
| | 1 | 1750 | 875 | | | 2625 |
| TOTAL PUB. | 27 | 632555 | 78561 | 22258 | 12189 | 688301 |
| QUEBEC | | | | | | |
| PUBLIC | | | | | | |
| GEN. NON-TEACH. NO LTU/NON-ENS. SANS UNITES A L.T. | | | | | | |
| 1 - 24 BEDS/LITS | 1 | 3500 | | | | 3500 |
| 25 - 49 BEDS/LITS | 1 | 19 | 19 | | | 38 |
| 50 - 99 BEDS/LITS | 1 | 2 | | | | 52 |
| 100 - 199 BEDS/LITS | 3 | 80342 | 5266 | | | 85608 |
| TOTAL | 6 | 83913 | 5285 | | | 89198 |
| TOT. NON-TCH/NON-ENS | 6 | 83913 | 5285 | | | 89198 |
| GEN. TEACH. FULL/ENSEIGN. COMPLET | | | | | | |
| 500 + BEDS/LITS | 1 | 175497 | 58663 | | | 234160 |
| TOTAL | 1 | 175497 | 58663 | | | 234160 |
| TOTAL GEN. | 7 | 259410 | 63948 | | | 323358 |
| CONV./REHAB. CHRON./EXT. CARE/SOINS PROLONGES | | | | | | |
| OTHER/AUTRES | 2 | 9911 | 65 | 6160 | | 3816 |
| | 1 | 8872 | 339 | 108 | | 9103 |
| | 1 | 2272 | 903 | | | 3175 |
| TOTAL PUB. | 11 | 280465 | 65255 | 6268 | | 339452 |
| ONTARIO | | | | | | |
| PUBLIC | | | | | | |
| GEN. NON-TEACH. NO LTU/NON-ENS. SANS UNITES A L.T. | | | | | | |
| 1 - 24 BEDS/LITS | 1 | 2899 | 285 | | | 3184 |
| 25 - 49 BEDS/LITS | 3 | 2410 | 358 | | 1500 | 1268 |
| 50 - 99 BEDS/LITS | 1 | 9000 | | | | 9000 |
| 100 - 199 BEDS/LITS | 2 | 21989 | 6570 | | | 28559 |
| 200 + BEDS/LITS | 10 | 127681 | 36868 | | 1848 | 166397 |
| TOTAL | 17 | 163979 | 44081 | | 3348 | 208408 |
| GEN. NON-TEACHING WITH LTU/NON-ENS. AVEC UNITES A L.T. | | | | | | |
| 1 - 99 BEDS/LITS | 4 | 17163 | 1994 | 7871 | 4352 | 8376 |
| 100 - 199 BEDS/LITS | 5 | 35708 | 5186 | | | 40894 |
| 200 + BEDS/LITS | 6 | 27379 | 17707 | | 1 | 45085 |
| TOTAL | 15 | 80250 | 24887 | 7871 | 4353 | 94355 |
| TOT. NON-TCH/NON-ENS | 32 | 244229 | 68968 | 7871 | 7701 | 302763 |
| GEN. TEACH. FULL/ENSEIGN. COMPLET | | | | | | |
| 1 - 499 BEDS/LITS | 1 | 11938 | 5291 | | | 17229 |
| 500 + BEDS/LITS | 10 | 1364078 | 709386 | 26758 | 46505 | 2083563 |
| TOTAL | 11 | 1376016 | 714677 | 26758 | 46505 | 2100792 |
| GEN. TEACH. PARTIAL/ENSEIGN. PARTIEL | | | | | | |
| 500 + BEDS/LITS | 2 | 880 | 286 | | 97 | 1263 |
| TOTAL | 2 | 880 | 286 | | 97 | 1263 |
| TOTAL GEN. | 45 | 1621125 | 783931 | 34629 | 54303 | 2404818 |
| CHILDRENS/PEDIATR. CHRON./EXT. CARE/SOINS PROLONGES | | | | | | |
| | 1 | 839465 | 166325 | 3763 | | 100027 |
| | 3 | 29896 | 2611 | | | 32507 |
| TOTAL PUB. | 49 | 2490486 | 952867 | 38392 | 54303 | 3439352 |
| MANITOBA | | | | | | |
| PUBLIC | | | | | | |
| GEN. NON-TEACH. NO LTU/NON-ENS. SANS UNITES A L.T. | | | | | | |
| 1 - 24 BEDS/LITS | 1 | 1500 | | | | 1500 |
| TOTAL | 1 | 1500 | | | | 1500 |
| TOT. NON-TCH/NON-ENS | 1 | 1500 | | | | 1500 |
| TOTAL GEN. | 1 | 1500 | | | | 1500 |
| TOTAL PUB. | 1 | 1500 | | | | 1500 |
| SASKATCHEWAN | | | | | | |
| PUBLIC | | | | | | |
| GEN. NON-TEACH. NO LTU/NON-ENS. SANS UNITES A L.T. | | | | | | |
| 1 - 24 BEDS/LITS | 2 | 7428 | 2434 | | | 9862 |
| 25 - 49 BEDS/LITS | 1 | 15589 | 849 | 4093 | 44 | 12389 |
| 100 - 199 BEDS/LITS | 1 | 5500 | 1750 | | | 7250 |
| TOTAL | 4 | 28517 | 5033 | 4093 | 44 | 29501 |
| TOT. NON-TCH/NON-ENS | 4 | 28517 | 5033 | 4093 | 44 | 29501 |
| TOTAL GEN. | 4 | 28517 | 5033 | 4093 | 44 | 29501 |
| TOTAL PUB. | 4 | 28517 | 5033 | 4093 | 44 | 29501 |

TABLE 16. SUPPLEMENTARY DETAIL OF ACCUMULATED DEPRECIATION, MAJOR EQUIPMENT (NON-SHAREABLE)
 TABLEAU 16. DETAILS SUPPLEMENTAIRES SUR L'AMORTISSEMENT ACCUMULE DE GROS MATERIEL (COUT NON-PARTAGEABLE)

| PROVINCE, TYPE OF HOSPITAL AND SIZE PROVINCE, AFFECTATION TAILLE DES HOPITAUX | HOSPITALS REPORTING HOPITAUX REPONDANTS | BALANCE AT JANUARY 1 SOLDE AU 1ER JANVIER | DEPRECIATION PROVIDED DURING YEAR AMORTISSEMENT PREVIOUS POUR L'ANNEE | ACCUM. DEPREC ON ASSETS RETIRED AMORT. ACCUM. SUR L'ACTIF RADIE | ADJUSTMENTS REGULARISATIONS | BALANCE AT DECEMBER 31 SOLDE AU 31 DECEMBRE |
|--|--|--|--|--|--------------------------------|--|
| DOLLARS | | | | | | |
| ALBERTA PUBLIC | | | | | | |
| GEN. NON-TEACH. NO LTU/NON-ENS. SANS UNITES A L.T. | | | | | | |
| 1 - 24 BEDS/LITS | 6 | 5571 | 953 | | | 6524 |
| 25 - 49 BEDS/LITS | 12 | 14973 | 6953 | | 491 | 21978 |
| 50 - 99 BEDS/LITS | 9 | 89405 | 9609 | | 21761 | 94547 |
| 100 - 199 BEDS/LITS | 1 | 116 | 254 | | | 370 |
| 200 + BEDS/LITS | 1 | 12722 | 2705 | | | 15427 |
| TOTAL | 29 | 122787 | 20474 | | 22252 | 138846 |
| TOT. NON-TCH/NON-ENS | 29 | 122787 | 20474 | | 22252 | 138846 |
| GEN. TEACH. PARTIAL /ENSEIGN. PARTIEL | | | | | | |
| 500 + BEDS/LITS | 1 | 18424 | 7784 | | | 26208 |
| TOTAL | 1 | 18424 | 7784 | | | 26208 |
| TOTAL GEN. | 30 | 141211 | 28258 | | 22252 | 165054 |
| CHRON./EXT. CARE/ SOINS PROLONGES | | | | | | |
| OTHER/AUTRES | 1 | 3087 | | 24 | 778 | 25190 |
| TOTAL PUB. | 39 | 164063 | 32929 | 24 | 23030 | 193331 |
| PRAIRIES PUBLIC | | | | | | |
| GEN. NON-TEACH. NO LTU/NON-ENS. SANS UNITES A L.T. | | | | | | |
| 1 - 24 BEDS/LITS | 9 | 14499 | 3387 | | | 17886 |
| 25 - 49 BEDS/LITS | 13 | 30562 | 7802 | 4093 | 535 | 34367 |
| 50 - 99 BEDS/LITS | 9 | 89405 | 9609 | | 21761 | 94547 |
| 100 - 199 BEDS/LITS | 1 | 516 | 2004 | | | 7620 |
| 200 + BEDS/LITS | 1 | 12722 | 2705 | | | 15427 |
| TOTAL | 34 | 152804 | 25507 | 4093 | 22296 | 169847 |
| TOT. NON-TCH/NON-ENS | 34 | 152804 | 25507 | 4093 | 22296 | 169847 |
| GEN. TEACH. PARTIAL /ENSEIGN. PARTIEL | | | | | | |
| 500 + BEDS/LITS | 1 | 18424 | 7784 | | | 26208 |
| TOTAL | 1 | 18424 | 7784 | | | 26208 |
| TOTAL GEN. | 35 | 171228 | 33291 | 4093 | 22296 | 196055 |
| CHRON./EXT. CARE/ SOINS PROLONGES | | | | | | |
| OTHER/AUTRES | 1 | 3087 | 4671 | 24 | 778 | 25190 |
| TOTAL PUB. | 44 | 194080 | 37962 | 4117 | 23074 | 224332 |
| BRITISH COLUMBIA COLOMBIE BRITANNIQUE PUBLIC | | | | | | |
| GEN. NON-TEACH. NO LTU/NON-ENS. SANS UNITES A L.T. | | | | | | |
| 1 - 24 BEDS/LITS | 1 | | 24 | | | 24 |
| 25 - 49 BEDS/LITS | 2 | 4957 | 385 | | | 5342 |
| 50 - 99 BEDS/LITS | 1 | | 497 | | | 497 |
| TOTAL | 4 | 4957 | 906 | | | 5863 |
| GEN. NON-TEACHING WITH LTU/NON-ENS. AVEC UNITES A L.T. | | | | | | |
| 100 - 199 BEDS/LITS | 2 | | 266 | | | 266 |
| TOTAL | 2 | | 266 | | | 266 |
| TOT. NON-TCH/NON-ENS | 6 | 4957 | 1172 | | | 6129 |
| GEN. TEACH. PARTIAL /ENSEIGN. PARTIEL | | | | | | |
| 1 - 499 BEDS/LITS | 2 | 56511 | 773 | | | 57284 |
| TOTAL | 2 | 56511 | 773 | | | 57284 |
| TOTAL GEN. | 8 | 61468 | 1945 | | | 63413 |
| CONV./REHAB. OTHER/AUTRES | | | | | | |
| | 2 | 3780 | 1307 | | | 5087 |
| | 1 | 632 | 631 | | | 1263 |
| TOTAL PUB. | 11 | 65880 | 3883 | | | 69763 |
| CANADA PUBLIC | | | | | | |
| GEN. NON-TEACH. NO LTU/NON-ENS. SANS UNITES A L.T. | | | | | | |
| 1 - 24 BEDS/LITS | 17 | 28480 | 5686 | | 1 | 34167 |
| 25 - 49 BEDS/LITS | 25 | 44923 | 10824 | 4093 | 2040 | 50255 |
| 50 - 99 BEDS/LITS | 19 | 129832 | 16645 | | 25994 | 137781 |
| 100 - 199 BEDS/LITS | 7 | 111985 | 13840 | 4038 | | 121787 |
| 200 + BEDS/LITS | 12 | 294701 | 51530 | | 1848 | 348079 |
| TOTAL | 80 | 609925 | 98525 | 8131 | 29883 | 692069 |
| GEN. NON-TEACHING WITH LTU/NON-ENS. AVEC UNITES A L.T. | | | | | | |
| 1 - 99 BEDS/LITS | 5 | 25730 | 4146 | 15027 | 4352 | 11939 |
| 100 - 199 BEDS/LITS | 7 | 35708 | 5452 | | | 41160 |
| 200 + BEDS/LITS | 6 | 27379 | 17707 | 15027 | 4353 | 45085 |
| TOTAL | 18 | 88817 | 27305 | 15027 | 4353 | 98184 |
| TOT. NON-TCH/NON-ENS | 98 | 698742 | 125830 | 23158 | 34236 | 790253 |
| GEN. TEACH. FULL /ENSEIGN. COMPLET | | | | | | |
| 1 - 499 BEDS/LITS | 2 | 52229 | 11510 | | 1349 | 65088 |
| 500 + BEDS/LITS | 11 | 1539575 | 768049 | 26758 | 46505 | 2317723 |
| TOTAL | 13 | 1591804 | 779559 | 26758 | 47854 | 2382811 |

TABLE 16. SUPPLEMENTARY DETAIL OF ACCUMULATED DEPRECIATION, MAJOR EQUIPMENT (NON-SHAREABLE)
 TABLEAU 16. DETAILS SUPPLEMENTAIRES SUR L'AMORTISSEMENT ACCUMULE DE GROS MATERIEL (COUT NON-PARTAGEABLE)

| PROVINCE, TYPE OF HOSPITAL AND SIZE PROVINCE, AFFECTATION TAILLE DES HOPITAUX | HOSPITALS REPORTING HOPITAUX REpondANTS | BALANCE AT JANUARY 1 SOLDE AU 1ER JANVIER | DEPRECIATION PROVIDED DURING YEAR AMORTISSEMENT PREVIOUS POUR L'ANNEE | ACCUM. DEPREC ON ASSETS RETIRED AMORT. ACCUM. SUR L'ACTIF RADIE | ADJUSTMENTS REGULARISATIONS | BALANCE AT DECEMBER 31 SCLCE AU 31 DECEMBRE |
|--|--|--|--|--|--------------------------------|--|
| DOLLARS | | | | | | |
| CANADA | | | | | | |
| PUBLIC | | | | | | |
| GEN. TEACH. PARTIAL | | | | | | |
| /ENSEIGN. PARTIEL | 3 | 344010 | 35927 | | 2140 | 377797 |
| 1 - 499 BEDS/LITS | 4 | 42678 | 9841 | 10147 | 37 | 42469 |
| 500 + BEDS/LITS | 7 | 386688 | 45768 | 10147 | 2237 | 420266 |
| TOTAL | | | | | | |
| TOTAL GEN. | 118 | 2677234 | 951157 | 60063 | 84327 | 3593330 |
| CHILDRENS/PEDIATR. | | | | | | |
| CONV./REHAB. | 2 | 839465 | 174617 | 3763 | | 1010319 |
| CHRON./EXT. CARE/ | 6 | 80493 | 2724 | 7077 | 4461 | 80601 |
| SOINS PROLONGES | | | 7621 | 132 | 778 | 66800 |
| OTHER/AUTRES | 4 | 7741 | 2409 | | | 10150 |
| TOTAL PUB. | 142 | 3663466 | 1138528 | 71035 | 89566 | 4761200 |

TABLE 17. DEPRECIATION EXPENSE(1) - MAJOR EQUIPMENT (SHAREABLE AND NON-SHAREABLE) PER RATED BED
 TABLEAU 17. FRAIS D'AMORTISSEMENT(1) (GROS MATERIEL, PARTAGEABLE OU NON) PAR LIT (CAPACITE THEORIQUE)

| TYPE AND SIZE - AFFECTATION ET TAILLE | * CANADA | NFLD. T.-N. | P.-E.-I. I.P.-E. | N.-S. N.-E. | N.B. | ATLANTIC ATLANTIQUE | QUEBEC | ONTARIO | MANITOBA | SASK. | ALBERTA | PRAIRIES | B.-C. C.-B. |
|---|--|--------------------------------------|--------------------------------------|--------------------------------------|--------------------------------------|--------------------------------------|--------|--------------------------------------|--------------------------------------|--|--------------------------------------|--------------------------------------|--------------------------------------|
| PUB. GEN. NON-YCH NO LITU/NON-ENS. SANS UNIT.A LT. 1-24 BEDS/LITS | Q1 126.74 MED 181.76 MN. 198.11 Q3 249.28 | 206.54 240.38 260.08 327.83 | 116.26 | 67.06 148.39 171.61 211.94 | 102.38 178.34 256.77 352.78 | 104.77 184.44 215.24 283.36 | | 229.84 209.11 | 106.16 154.41 168.85 205.57 | 160.57 215.70 188.04 219.01 272.35 | 91.44 102.50 131.31 170.92 | 129.87 181.50 188.04 236.65 | 96.12 159.89 229.56 299.79 |
| 25 - 49 BEDS/LITS | Q1 152.70 MED 226.75 MN. 227.58 Q3 290.63 | 192.34 214.31 299.02 236.17 | 141.93 | 199.93 243.99 237.24 288.49 | 221.51 339.26 358.83 402.29 | 189.63 262.03 295.71 364.78 | | 167.29 239.95 109.07 282.70 | 72.64 109.07 110.47 149.93 | 168.69 215.31 217.59 263.46 | 153.59 186.87 222.99 290.13 | 137.34 183.74 203.56 259.06 | 115.66 188.55 240.57 306.44 |
| 50 - 99 BEDS/LITS | Q1 144.38 MED 226.75 MN. 227.98 Q3 305.56 | 599.39 | 134.23 | 182.77 243.99 237.24 288.49 | 366.09 346.70 | 221.26 277.31 296.26 361.90 | | 229.30 264.14 123.62 325.33 | 82.04 123.62 228.43 159.44 | 156.71 160.86 172.36 224.09 | 112.56 160.86 172.36 224.09 | 115.42 161.16 177.59 226.75 | 160.70 308.17 280.04 384.20 |
| 100 - 199 BEDS/LITS | Q1 206.53 MED 262.42 MN. 293.58 Q3 374.87 | 487.87 438.39 | 166.90 | 190.75 183.66 | 251.22 232.05 | 155.73 215.42 243.77 279.51 | | 259.89 347.03 361.13 433.35 | 115.97 | 241.92 266.22 | 222.21 325.07 | 187.57 227.21 282.78 | 211.11 273.16 280.81 341.50 |
| 200 + BEDS/LITS | Q1 213.18 MED 293.04 MN. 324.87 Q3 392.38 | 150.57 | 211.45 | 168.05 164.83 | 255.71 275.10 | 136.82 211.25 205.30 213.22 | | 286.02 356.09 377.28 457.79 | 240.98 | 198.51 | 262.44 266.79 | 235.08 245.09 | 278.83 256.19 |
| TOTAL | Q1 151.37 MED 213.26 MN. 278.33 Q3 291.76 | 195.67 233.72 335.84 354.33 | 134.23 175.43 | 125.86 194.13 261.05 | 191.52 286.82 381.88 | 152.32 223.06 247.68 318.38 | | 236.08 295.08 360.28 414.64 | 90.71 139.44 165.11 196.04 | 166.25 217.22 229.48 270.70 | 122.76 181.44 219.98 225.50 | 133.03 183.08 210.63 247.94 | 160.09 221.67 262.88 315.91 |
| -WITH LITU/AVEC UNITES A L.T. 1-99 BEDS/LITS | Q1 201.15 MED 282.76 MN. 292.99 Q3 367.48 | 28.94 | | | | 28.94 | | 233.71 316.75 321.69 384.98 | 202.61 206.60 | | 158.13 | 183.97 197.33 | 281.39 |
| 100 - 199 BEDS/LITS | Q1 177.36 MED 251.88 MN. 253.47 Q3 316.38 | | 163.87 | | | 163.87 | | 202.13 266.83 257.22 302.68 | 172.22 | | | 172.22 | 177.70 289.47 267.69 330.58 |
| 200 + BEDS/LITS | Q1 221.93 MED 307.50 MN. 313.10 Q3 379.62 | | | | 182.17 | 182.17 | | 254.66 335.46 334.02 393.15 | | 291.33 | | 291.33 | 195.66 228.65 |
| TOTAL | Q1 207.12 MED 288.58 MN. 298.00 Q3 355.44 | 28.94 | 163.87 | | 182.17 | 167.53 166.87 | | 234.89 307.50 319.31 377.10 | 187.42 194.56 | 291.33 | 158.13 | 202.61 243.69 | 163.01 294.11 249.93 327.38 |
| -TOTAL NON-TEACH/NON-ENSEIGNANT | Q1 159.44 MED 222.76 MN. 284.87 Q3 305.98 | 187.27 233.15 231.67 348.43 | 124.56 147.03 172.93 163.87 | 125.86 197.49 194.13 261.05 | 189.54 287.39 265.17 377.78 | 152.32 218.34 239.46 313.06 | | 236.03 296.88 339.36 391.35 | 97.27 147.75 169.00 199.98 | 166.74 218.83 236.84 273.64 | 124.68 181.37 219.23 225.33 | 135.30 183.57 213.23 248.05 | 160.50 240.81 255.42 325.77 |
| -GEN TCH FULL/ENS COMPLETE 1-499 BEDS/LITS | Q1 436.87 MED 477.79 | 602.98 | | 432.97 | | 504.96 | | 436.87 453.93 | | | | | |
| 500 + BEDS/LITS | Q1 341.01 MED 433.80 MN. 424.30 Q3 515.44 | | | | | | | 397.43 433.80 480.87 540.90 | 280.62 | 490.43 | 461.24 | 443.31 375.70 | 170.37 |
| TOTAL | Q1 396.67 MED 436.87 MN. 429.76 Q3 522.27 | 602.98 | 432.97 | | | 504.96 | | 402.52 436.87 478.67 540.56 | 280.62 | 490.43 | 461.24 | 375.70 | 170.37 |
| -GEN TCH PART./ENS PARTIEL 1-499 BEDS/LITS | Q1 296.25 MED 355.54 MN. 355.78 Q3 407.90 | 405.87 | | | 355.54 | 355.54 385.74 | | 394.37 439.83 | 370.07 | 239.49 256.65 | | 270.82 277.73 | 363.73 351.95 |
| 500 + BEDS/LITS | Q1 292.11 MED 274.33 | | | | 292.11 | 292.11 | | | 370.09 | 203.72 | 251.47 | 203.72 236.20 | 209.81 |
| TOTAL | Q1 259.03 MED 351.85 MN. 316.15 Q3 389.86 | 405.87 | | | 313.56 | 345.53 344.63 | | 371.40 402.45 | 370.07 | 237.74 236.60 | 251.47 | 239.49 252.47 | 322.14 310.22 |
| -TOTAL GEN. | Q1 164.92 MED 232.60 MN. 319.26 Q3 321.69 | 195.67 237.34 382.40 384.39 | 124.56 147.03 172.93 163.87 | 126.86 198.71 226.20 272.90 | 191.52 291.36 278.23 373.68 | 159.82 222.69 276.54 332.44 | | 242.17 314.59 382.52 410.95 | 101.93 151.67 216.67 203.68 | 168.62 223.97 257.36 273.87 | 128.13 181.52 219.23 239.86 | 139.48 184.30 247.94 253.09 | 169.13 241.63 255.42 328.98 |
| -CHILDRENS/PEDIATR. | Q1 715.86 MED 830.00 | 457.93 | | 973.79 | | 734.65 | | | 1012.81 | 421.05 | | 421.05 | |
| -CONV./REHAB | Q1 91.02 MED 142.52 MN. 161.56 Q3 188.00 | 43.38 | | 121.47 | 305.50 | 146.07 117.44 | | 143.17 184.85 | 188.00 | | | 188.00 | 142.30 123.40 |
| CHRON./EXT. CARE/SOINS PROLONGES | Q1 72.07 MED 118.53 MN. 114.17 Q3 151.78 | 32.64 | | | 72.53 | 62.65 | | 77.01 120.60 116.31 132.44 | 53.93 72.19 | | 92.75 133.76 160.87 155.53 | 77.38 123.46 117.51 154.05 | 69.93 83.51 |
| OTHER/AUTRES | Q1 428.10 MED 648.85 | | | 428.10 | | 428.10 | | 1489.37 | | 133.11 | 233.67 | 159.30 | 563.17 |
| TOTAL PUB. | Q1 151.79 MED 219.17 MN. 311.84 Q3 312.33 | 183.80 234.29 382.11 393.51 | 124.56 147.03 172.93 163.87 | 126.86 198.71 287.99 279.36 | 189.54 291.36 274.15 370.83 | 152.17 222.08 297.33 334.75 | | 221.91 292.37 372.94 402.34 | 90.71 148.92 206.08 203.41 | 167.43 217.59 252.33 273.84 | 114.65 160.87 228.38 223.93 | 131.75 181.60 229.65 246.17 | 149.95 213.24 248.81 322.04 |
| PRIVATE/PRIVES | MED MN. | | | | | | | | | | | | |
| FEDERAL/FEDERAUX | MED MN. | | | | | | | | | | | | |

* INCLUDES YUKON & NORTHWEST TERRITORIES. - Y COMPRIS LE YUKON ET LES TERRITOIRES DU NORD-OUEST.
 1 DEPRECIATION EXPENSE IS NOT CONSIDERED AS OPERATING EXPENSE IN THE PROVINCE OF QUEBEC. - FRAIS D'AMORTISSEMENT NE SONT PAS CONSIDERES COMME DEPENSES D'EXPLOITATION DANS LA PROVINCE DE QUEBEC.

TABLE 19. DISTRIBUTION OF ENDOWMENT & SPECIAL PURPOSE FUND ASSETS
 TABLEAU 19. REPARTITION DE L'ACTIF DU FONDS DE DOTATION ET DU FONDS RESERVE A DES FINS SPECIALES

| PROVINCE, TYPE OF HOSPITAL AND SIZE ----- PROVINCE, AFFECTATION TAILLE DES HOPITAUX | HOSP. REP. -- HOP. REP. | TOTAL ASSETS -- ACTIF TOTAL | TOTAL | CASH & BANK ACCTS. -- CAISSE ET BANQUE | INVEST-MENTS -- PLACEMENTS | REC. & ACCR. ASSETS -- REC. & ACTIF COURU | REAL ESTATE HOLDINGS - IMMOBILISATIONS | | | | DUE FR. 2 OTHER FUNDS -- DU PARC 2 D'AUTRE FONDS | OTHER -- AUTRES |
|---|-------------------------------|-----------------------------------|-------|--|----------------------------------|---|---|------------------------------|-----------------------------|---------------------------------|--|-----------------------|
| | | | | | | | LAND -- TERR. | LAND IMPR. -- DE TERR. | BLDGS. 1 -- BATIMENTS | EQUIP. 1 -- MATERIEL FIXE | | |
| PER CENT - POURCENTAGE | | | | | | | | | | | | |
| NEWFOUNDLAND TERRE-NEUVE | | | | | | | | | | | | |
| PUBLIC | | | | | | | | | | | | |
| GEN. NON-TEACH. NO LTU/NON-ENS. SANS UNITES A L.T. | | | | | | | | | | | | |
| 50 - 99 BEDS/LITS | 1 | 54903 | 100.0 | 10.1 | 89.6 | .3 | | | | | | |
| 200 + BEDS/LITS | 1 | 62162 | 100.0 | 10.3 | 89.7 | | | | | | | |
| TOTAL | 2 | 117065 | 100.0 | 10.2 | 89.7 | .1 | | | | | | |
| TOT.NON-TCH/NON-ENS | 2 | 117065 | 100.0 | 10.2 | 89.7 | .1 | | | | | | |
| GEN. TEACH. PARTIAL /ENSEIGN. PARTIEL | | | | | | | | | | | | |
| 1 - 499 BEDS/LITS | 1 | 11329 | 100.0 | 61.8 | | | | | | | 38.2 | |
| TOTAL | 1 | 11329 | 100.0 | 61.8 | | | | | | | 38.2 | |
| TOTAL GEN. | 3 | 128394 | 100.0 | 14.8 | 81.7 | .1 | | | | | 3.4 | |
| CHILDRENS/PEDIATR. | 1 | 111909 | 100.0 | 7.4 | 85.5 | 2.3 | | | 4.7 | | | |
| TOTAL PUB. | 4 | 240303 | 100.0 | 11.4 | 83.5 | 1.1 | | | 2.2 | | 1.8 | |
| PRINCE EDWARD ISLAND ILE DU P.-E. | | | | | | | | | | | | |
| PUBLIC | | | | | | | | | | | | |
| GEN. NON-TEACH. NO LTU/NON-ENS. SANS UNITES A L.T. | | | | | | | | | | | | |
| 100 - 199 BEDS/LITS | 1 | 40333 | 100.0 | 1.4 | 57.4 | | | | | | 41.2 | |
| 200 + BEDS/LITS | 1 | 210364 | 100.0 | | 100.0 | | | | | | | |
| TOTAL | 2 | 250697 | 100.0 | .2 | 93.1 | | | | | | 6.6 | |
| GEN. NON-TEACHING WITH LTU/NON-ENS. AVEC UNITES A L.T. | | | | | | | | | | | | |
| 100 - 199 BEDS/LITS | 1 | 297782 | 100.0 | 3.1 | 96.8 | | | | | | -- | |
| TOTAL | 1 | 297782 | 100.0 | 3.1 | 96.8 | | | | | | -- | |
| TOT.NON-TCH/NON-ENS | 3 | 548479 | 100.0 | 1.8 | 95.1 | | | | | | 3.1 | |
| TOTAL GEN. | 3 | 548479 | 100.0 | 1.8 | 95.1 | | | | | | 3.1 | |
| TOTAL PUB. | 3 | 548479 | 100.0 | 1.8 | 95.1 | | | | | | 3.1 | |
| NOVA SCOTIA NOUVELLE-ECOSSE | | | | | | | | | | | | |
| PUBLIC | | | | | | | | | | | | |
| GEN. NON-TEACH. NO LTU/NON-ENS. SANS UNITES A L.T. | | | | | | | | | | | | |
| 1 - 24 BEDS/LITS | 2 | 23809 | 100.0 | 40.0 | 41.6 | | | | | | 18.4 | |
| 25 - 49 BEDS/LITS | 2 | 61386 | 100.0 | | 100.0 | | | | | | | |
| 50 - 99 BEDS/LITS | 6 | 644455 | 100.0 | 6.4 | 93.2 | -- | | | | | | |
| 100 - 199 BEDS/LITS | 4 | 1726025 | 100.0 | 1.2 | 97.1 | 1.8 | | | | | | |
| 200 + BEDS/LITS | 2 | 276614 | 100.0 | 9.9 | 90.0 | .1 | | | | | | |
| TOTAL | 16 | 2732289 | 100.0 | 3.6 | 95.0 | 1.1 | | | | | .2 | .1 |
| TOT.NON-TCH/NON-ENS | 16 | 2732289 | 100.0 | 3.6 | 95.0 | 1.1 | | | | | .2 | .1 |
| TOTAL GEN. | 16 | 2732289 | 100.0 | 3.6 | 95.0 | 1.1 | | | | | .2 | .1 |
| CHILDRENS/PEDIATR. | 1 | 932380 | 100.0 | -- | 37.5 | | | | 11.3 | | 51.1 | |
| TOTAL PUB. | 17 | 3664669 | 100.0 | 2.7 | 80.4 | .8 | | | 2.9 | | 13.1 | .1 |
| NEW BRUNSWICK NOUVEAU-BRUNSWICK | | | | | | | | | | | | |
| PUBLIC | | | | | | | | | | | | |
| GEN. NON-TEACH. NO LTU/NON-ENS. SANS UNITES A L.T. | | | | | | | | | | | | |
| 1 - 24 BEDS/LITS | 3 | 52087 | 100.0 | 5.1 | 83.7 | 2.2 | | | | | 9.0 | |
| 25 - 49 BEDS/LITS | 2 | 184455 | 100.0 | 2.0 | 16.8 | .6 | | | | | 4.0 | 76.4 |
| 50 - 99 BEDS/LITS | 3 | 196807 | 100.0 | 9.6 | 89.3 | | | | | | 1.1 | |
| 100 - 199 BEDS/LITS | 1 | 151976 | 100.0 | 14.8 | 72.9 | | | 2.5 | .5 | | 6.1 | |
| 200 + BEDS/LITS | 1 | 129982 | 100.0 | 6.3 | 87.7 | 1.4 | | | | | 4.4 | |
| TOTAL | 10 | 755307 | 100.0 | 7.8 | 67.6 | .6 | | | .5 | .1 | 4.7 | 18.7 |
| TOT.NON-TCH/NON-ENS | 10 | 755307 | 100.0 | 7.8 | 67.6 | .6 | | | .5 | .1 | 4.7 | 18.7 |
| GEN. TEACH. PARTIAL /ENSEIGN. PARTIEL | | | | | | | | | | | | |
| 1 - 499 BEDS/LITS | 1 | 234706 | 100.0 | 4.3 | 48.1 | 2.8 | | | 4.3 | | 40.5 | |
| 500 + BEDS/LITS | 1 | 866598 | 100.0 | 6.0 | 85.5 | | 8.5 | | | | | |
| TOTAL | 2 | 901304 | 100.0 | 5.6 | 75.8 | .7 | 6.3 | | 1.1 | | 10.5 | |
| TOTAL GEN. | 12 | 1656611 | 100.0 | 6.6 | 72.0 | .7 | 3.4 | | .2 | .7 | 7.9 | 8.5 |
| CONV./REHAB. | 1 | 27862 | 100.0 | 49.7 | | 16.2 | | | | | 34.1 | |
| TOTAL PUB. | 13 | 1684473 | 100.0 | 7.3 | 70.9 | .9 | 3.4 | | .2 | .6 | 8.3 | 8.4 |
| ATLANTIC ATLANTIQUE | | | | | | | | | | | | |
| PUBLIC | | | | | | | | | | | | |
| GEN. NON-TEACH. NO LTU/NON-ENS. SANS UNITES A L.T. | | | | | | | | | | | | |
| 1 - 24 BEDS/LITS | 5 | 75896 | 100.0 | 16.0 | 70.5 | 1.5 | | | | | 11.9 | 57.4 |
| 25 - 49 BEDS/LITS | 4 | 245841 | 100.0 | 1.5 | 37.6 | .5 | | | | | 3.0 | |
| 50 - 99 BEDS/LITS | 8 | 896165 | 100.0 | 7.3 | 82.1 | | | | | | .2 | .3 |
| 100 - 199 BEDS/LITS | 8 | 1918334 | 100.0 | 2.2 | 96.3 | | | | .2 | | 1.6 | |
| 200 + BEDS/LITS | 5 | 719122 | 100.0 | 6.2 | 92.3 | 1.4 | | | | | 1.0 | |
| TOTAL | 30 | 3855358 | 100.0 | 4.4 | 89.4 | .9 | | | .1 | | 1.5 | 3.7 |
| GEN. NON-TEACHING WITH LTU/NON-ENS. AVEC UNITES A L.T. | | | | | | | | | | | | |
| 100 - 199 BEDS/LITS | 1 | 297782 | 100.0 | 3.1 | 96.8 | | | | | | -- | |
| TOTAL | 1 | 297782 | 100.0 | 3.1 | 96.8 | | | | | | -- | |
| TOT.NON-TCH/NON-ENS | 31 | 4153140 | 100.0 | 4.3 | 89.9 | .9 | | | .1 | -- | 1.4 | 3.5 |

SEE FOOTNOTE(S) AT END OF TABLE. - VOIR RENVOI(S) A LA FIN DU TABLEAU.

TABLEAU 19 . DISTRIBUTION OF ENDOWMENT & SPECIAL PURPOSE FUND ASSETS
 TABLEAU 19 . REPARTITION DE L'ACTIF DU FONDS DE DOTATION ET DU FONDS RESERVE A DES FINS SPECIALES

| PROVINCE, TYPE OF HOSPITAL AND SIZE PROVINCE, AFFECTATION TAILLE DES HOPITAUX | HOSP. REP. HOP. REP. | TOTAL ASSETS ACTIF TOTAL | TOTAL | CASH & BANK ACCTS. CAISSE ET BANQUE | INVEST-MENTS PLACEMENTS | REC. & ACCR. ASSETS REC. & ACTIF COURU | REAL ESTATE HOLDINGS - IMMOBILISATIONS | | | | DUE FR. FUNDS DU PAR D'AUTRE FONDS | OTHER AUTRES |
|--|-------------------------|-----------------------------|-------|--|----------------------------|---|--|-------------------------------|---------------------|-------------------------|---------------------------------------|-----------------|
| | | | | | | | LAND TERR. | LAND IMPR. AMELI. DE TERR. | BLDGS. BATIMENTS | EQUIP. MATERIEL FIXE | | |
| PER CENT - POURCENTAGE | | | | | | | | | | | | |
| ATLANTIC | | | | | | | | | | | | |
| ATLANTIQUE | | | | | | | | | | | | |
| PUBLIC | | | | | | | | | | | | |
| GEN. TEACH. PARTIAL /ENSEIGN. PARTIEL | | | | | | | | | | | | |
| 1 - 499 BEDS/LITS | 2 | 246035 | 100.0 | 7.0 | 45.9 | 2.7 | | | | 4.1 | 40.4 | |
| 500 + BEDS/LITS | 3 | 866598 | 100.0 | 6.0 | 85.5 | | 8.5 | | | | | |
| TOTAL | | 912633 | 100.0 | 6.2 | 74.8 | .7 | 6.2 | | | 1.1 | 10.9 | |
| TOTAL GEN. | 34 | 5065773 | 100.0 | 4.7 | 87.2 | .8 | 1.1 | | .1 | .2 | 3.1 | 2.8 |
| CHILDRENS/PEDIATR. CONV./REHAB. | | | | | | | | | | | | |
| | 2 | 1044289 | 100.0 | .8 | 42.7 | | | | | 10.6 | 45.7 | |
| | 1 | 27862 | 100.0 | 49.7 | | 16.2 | | | | | 34.1 | |
| TOTAL PUB. | 37 | 6137924 | 100.0 | 4.2 | 79.2 | .8 | .9 | | .1 | 2.0 | 10.5 | 2.3 |
| QUEBEC | | | | | | | | | | | | |
| PUBLIC | | | | | | | | | | | | |
| GEN. NON-TEACH. NO LTU/NON-ENS. SANS UNITES A L.T. | | | | | | | | | | | | |
| 1 - 24 BEDS/LITS | 2 | 187511 | 100.0 | | 9.4 | 67.6 | | 6.0 | | 3.6 | 12.7 | |
| 25 - 49 BEDS/LITS | 2 | 26948 | 100.0 | | 42.8 | 33.4 | | | | | 23.8 | |
| 50 - 99 BEDS/LITS | 4 | 1897320 | 100.0 | | 2.7 | 61.4 | | .3 | | 16.7 | 10.6 | 1.5 |
| 100 - 199 BEDS/LITS | 3 | 534140 | 100.0 | | .5 | 82.8 | | | | | 16.6 | |
| 200 + BEDS/LITS | 2 | 36000 | 100.0 | | | | | | | | 100.0 | |
| TOTAL | 13 | 2681919 | 100.0 | 3.1 | 65.0 | .6 | .6 | | 12.1 | 4.2 | 13.3 | 1.1 |
| GEN. NON-TEACHING WITH LTU/NON-ENS. AVEC UNITES A L.T. | | | | | | | | | | | | |
| 1 - 99 BEDS/LITS | 1 | 1000 | 100.0 | | | 100.0 | | | | | | |
| 200 + BEDS/LITS | 1 | 117494 | 100.0 | | 73.0 | 27.0 | | | | | | |
| TOTAL | 2 | 118494 | 100.0 | | 72.4 | 27.6 | | | | | | |
| TOT. NON-TCH/NON-ENS | 15 | 2800413 | 100.0 | 6.1 | 63.4 | .6 | .6 | | 11.6 | 4.0 | 12.7 | 1.0 |
| GEN. TEACH. FULL /ENSEIGN. COMPLET | | | | | | | | | | | | |
| 1 - 499 BEDS/LITS | 1 | 3845 | 100.0 | 65.1 | 16.9 | | | | | | 18.0 | |
| 500 + BEDS/LITS | 7 | 23421011 | 100.0 | 3.7 | 87.2 | .4 | | | .2 | | 6.9 | 1.5 |
| TOTAL | 8 | 23424856 | 100.0 | 3.7 | 87.2 | .4 | | | .2 | | 6.9 | 1.5 |
| GEN. TEACH. PARTIAL /ENSEIGN. PARTIEL | | | | | | | | | | | | |
| 1 - 499 BEDS/LITS | 6 | 3086342 | 100.0 | 2.4 | 95.1 | 2.1 | | | | | .4 | |
| 500 + BEDS/LITS | 1 | 3176245 | 100.0 | 61.7 | 16.4 | | | | | | 19.6 | 2.3 |
| TOTAL | 7 | 6262587 | 100.0 | 32.5 | 95.2 | 1.0 | | | | | 10.1 | 1.2 |
| TOTAL GEN. | 30 | 32487856 | 100.0 | 9.5 | 79.0 | .6 | -- | | 1.1 | .3 | 8.0 | 1.4 |
| CHILDRENS/PEDIATR. CONV./REHAB. | | | | | | | | | | | | |
| | 2 | 6547121 | 100.0 | | 2.7 | 97.2 | | | | | .2 | |
| | 4 | 1667363 | 100.0 | | 7.6 | 83.3 | | | | | 3.5 | 5.7 |
| CHRON./EXT. CARE/ SOINS PROLONGES | 4 | 3677665 | 100.0 | | .9 | 97.0 | 1.5 | | | | .5 | |
| OTHER/AUTRES | 3 | 890067 | 100.0 | | .6 | 87.1 | 4.0 | | | | 8.3 | |
| TOTAL PUB. | 43 | 45270072 | 100.0 | 7.6 | 83.4 | .6 | -- | | .8 | .2 | 6.1 | 1.2 |
| ONTARIO | | | | | | | | | | | | |
| PUBLIC | | | | | | | | | | | | |
| GEN. NON-TEACH. NO LTU/NON-ENS. SANS UNITES A L.T. | | | | | | | | | | | | |
| 25 - 49 BEDS/LITS | 3 | 93018 | 100.0 | 1.9 | 26.0 | | 6.6 | | 24.4 | | 41.2 | |
| 50 - 99 BEDS/LITS | 8 | 1634647 | 100.0 | | 3.8 | 95.8 | | | | | -- | |
| 100 - 199 BEDS/LITS | 5 | 722028 | 100.0 | | 1.2 | 90.7 | .4 | | | | 5.5 | .1 |
| 200 + BEDS/LITS | 4 | 3083793 | 100.0 | | 1.1 | 55.8 | 20.4 | | 6.8 | | 2.5 | 13.4 |
| TOTAL | 24 | 5533486 | 100.0 | 1.9 | 71.6 | | 11.8 | .1 | 4.2 | -- | 2.8 | 7.5 |
| GEN. NON-TEACHING WITH LTU/NON-ENS. AVEC UNITES A L.T. | | | | | | | | | | | | |
| 1 - 99 BEDS/LITS | 11 | 815060 | 100.0 | 5.7 | 87.4 | 3.7 | | | | | .7 | 2.4 |
| 100 - 199 BEDS/LITS | 8 | 389875 | 100.0 | 4.3 | 87.6 | 8.0 | | | | | -- | |
| 200 + BEDS/LITS | 22 | 4005377 | 100.0 | 4.2 | 90.7 | .6 | 3.7 | | 2.9 | | .7 | .4 |
| TOTAL | 41 | 5210312 | 100.0 | 4.4 | 90.0 | 1.7 | | | | | .7 | .4 |
| TOT. NON-TCH/NON-ENS | 65 | 10743798 | 100.0 | 3.1 | 80.5 | 6.9 | 1.5 | | 2.2 | -- | 1.8 | 4.1 |
| GEN. TEACH. FULL /ENSEIGN. COMPLET | | | | | | | | | | | | |
| 1 - 499 BEDS/LITS | 2 | 2065632 | 100.0 | 9.5 | 67.8 | .3 | | | | | 8.0 | 14.4 |
| 500 + BEDS/LITS | 9 | 15755731 | 100.0 | 3.0 | 89.4 | .4 | 4.2 | | | | 2.6 | 5.5 |
| TOTAL | 11 | 17821363 | 100.0 | 3.7 | 86.9 | .4 | 3.7 | | | | 3.2 | 2.1 |
| GEN. TEACH. PARTIAL /ENSEIGN. PARTIEL | | | | | | | | | | | | |
| 1 - 499 BEDS/LITS | 1 | 34629 | 100.0 | 6.0 | 94.0 | | | | | | | |
| TOTAL | 1 | 34629 | 100.0 | 6.0 | 94.0 | | | | | | | |
| TOTAL GEN. | 77 | 28599790 | 100.0 | 3.5 | 84.5 | 2.9 | 2.9 | | .8 | -- | 2.7 | 2.8 |
| CHILDRENS/PEDIATR. CONV./REHAB. | | | | | | | | | | | | |
| | 1 | 41517314 | 100.0 | | 99.5 | | .5 | | | | | |
| | 7 | 39858 | 100.0 | 4.7 | 93.3 | 1.9 | | | | | | |
| CHRON./EXT. CARE/ SOINS PROLONGES | 7 | 1882143 | 100.0 | 4.7 | 93.3 | .2 | .1 | | .9 | -- | .8 | |
| OTHER/AUTRES | 1 | 799620 | 100.0 | 9.9 | 90.1 | | | | | | | |
| TOTAL PUB. | 87 | 72838725 | 100.0 | 1.6 | 93.3 | 1.1 | 1.4 | | .3 | -- | 1.1 | 1.1 |
| MANITOBA | | | | | | | | | | | | |
| PUBLIC | | | | | | | | | | | | |
| GEN. NON-TEACH. NO LTU/NON-ENS. SANS UNITES A L.T. | | | | | | | | | | | | |
| 1 - 24 BEDS/LITS | 9 | 71021 | 100.0 | 17.5 | 49.8 | | .1 | | | | 25.9 | 6.7 |
| 25 - 49 BEDS/LITS | 7 | 109321 | 100.0 | 21.2 | 38.4 | | -- | | | | 40.4 | |
| 50 - 99 BEDS/LITS | 3 | 47191 | 100.0 | 10.6 | 40.6 | | | | | | 48.8 | |
| 100 - 199 BEDS/LITS | 2 | 300995 | 100.0 | | .4 | .6 | .1 | | | | 99.0 | |
| 200 + BEDS/LITS | 1 | 47599 | 100.0 | 4.1 | 28.6 | | | | | | 67.3 | .8 |
| TOTAL | 22 | 576127 | 100.0 | 7.6 | 19.4 | | -- | | | | 72.1 | .8 |
| TOT. NON-TCH/NON-ENS | 22 | 576127 | 100.0 | 7.6 | 19.4 | | -- | | | | 72.1 | .8 |

SEE FOOTNOTE(S) AT END OF TABLE. - VOIR RENVOI(S) A LA FIN DU TABLEAU.

TABLE 19. DISTRIBUTION OF ENDOWMENT & SPECIAL PURPOSE FUND ASSETS
 TABLEAU 19. REPARTITION DE L'ACTIF DU FONDS DE DOTATION ET DU FONDS RESERVE A DES FINS SPECIALES

| PROVINCE, TYPE OF HOSPITAL, AND SIZE ----- PROVINCE, AFFECTATION TAILLE DES HOPITAUX | HOSP. REP. HCP. REP. | TOTAL ASSETS ACTIF TOTAL | TOTAL | CASH & BANK ACCTS. CAISSE ET BANQUE | INVEST-MENTS PLACEMENTS | REC. & ACCR. ASSETS REC. & ACTIF COURU | REAL ESTATE HOLDINGS - IMMOBILISATIONS | | | | DUE FR. 2 OTHER FUNDS DU PARC D'AUTRES FONDS | OTHER AUTRES |
|--|-------------------------|-----------------------------|-------------------------|--|----------------------------|---|---|------------------------|--------------------------|---------------------------------|---|-----------------|
| | | | | | | | LAND TERR. | LAND IMPR. DE TERR. | BLDGS. BATI- MENTS | EQUIP. MATE- RIEL FIXE | | |
| | | | | | | | PER CENT - POURCENTAGE | | | | | |
| MANITOBA | | | | | | | | | | | | |
| PUBLIC | | | | | | | | | | | | |
| GEN. TEACH. FULL/ENSEIGN. COMPLET 500 + BEDS/LITS | 2 | 6137038 | 100.0 | 1.8 | 10.9 | .6 | 24.7 | .2 | 10.3 | -- | 8.9 | 42.6 |
| TOTAL | 2 | 6137038 | 100.0 | 1.8 | 10.9 | .6 | 24.7 | .2 | 10.3 | -- | 8.9 | 42.6 |
| TOTAL GEN. | 24 | 6713165 | 100.0 | 2.3 | 11.6 | .5 | 22.6 | .2 | 9.4 | -- | 14.3 | 39.0 |
| CHILDRENS/PEDIATR. CHRON./EXT. CARE/ SOINS PROLONGES | 1 | 463829 | 100.0 | 9.2 | 20.5 | | | | | 4.3 | 2.3 | 63.6 |
| TOTAL PUB. | 26 | 7250711 | 100.0 | 3.7 | 12.1 | .5 | 20.9 | .2 | 8.7 | .3 | 13.4 | 40.2 |
| SASKATCHEWAN | | | | | | | | | | | | |
| PUBLIC | | | | | | | | | | | | |
| GEN. NON-TEACH. NO LTU/NON-ENS. SANS UNITES A L.T. | | | | | | | | | | | | |
| 1 - 24 BEDS/LITS | 4 | 144042 | 100.0 | | 87.3 | | | | | | 12.7 | |
| 25 - 49 BEDS/LITS | 3 | 202270 | 100.0 | 12.4 | 80.0 | | | | | | 7.6 | |
| 50 - 99 BEDS/LITS | 2 | 93333 | 100.0 | 30.4 | | 16.1 | | | | | 4.4 | 49.1 |
| 100 - 199 BEDS/LITS | 2 | 14342 | 100.0 | 61.6 | | | | | | | 38.4 | |
| 200 + BEDS/LITS | 1 | 3796 | 100.0 | 34.9 | 65.1 | | | | | | 9.4 | 10.0 |
| TOTAL | 11 | 457783 | 100.0 | 13.9 | 63.4 | 3.3 | | | | | 9.4 | 10.0 |
| TOT. NON-TCH/NON-ENS | 11 | 457783 | 100.0 | 13.9 | 63.4 | 3.3 | | | | | 9.4 | 10.0 |
| GEN. TEACH. FULL/ENSEIGN. COMPLET 500 + BEDS/LITS | 1 | 101567 | 100.0 | 4.1 | 94.7 | 1.1 | | | | | | |
| TOTAL | 1 | 101567 | 100.0 | 4.1 | 94.7 | 1.1 | | | | | | |
| GEN. TEACH. PARTIAL/ENSEIGN. PARTIEL 500 + BEDS/LITS | 1 | 114942 | 100.0 | 1.0 | 94.9 | 4.1 | | | | | | |
| TOTAL | 1 | 114942 | 100.0 | 1.0 | 94.9 | 4.1 | | | | | | |
| TOTAL GEN. | 13 | 674292 | 100.0 | 10.2 | 73.5 | 3.1 | | | | | 6.4 | 6.8 |
| TOTAL PUB. | 13 | 674292 | 100.0 | 10.2 | 73.5 | 3.1 | | | | | 6.4 | 6.8 |
| ALBERTA | | | | | | | | | | | | |
| PUBLIC | | | | | | | | | | | | |
| GEN. NON-TEACH. NO LTU/NON-ENS. SANS UNITES A L.T. | | | | | | | | | | | | |
| 25 - 49 BEDS/LITS | 3 | 252778 | 100.0 | 3.6 | 13.2 | 6.7 | | | | | 72.6 | 4.0 |
| 50 - 99 BEDS/LITS | 6 | 35934 | 100.0 | 4.1 | 25.3 | | 14.7 | | | 11.1 | 6.8 | |
| 100 - 199 BEDS/LITS | 2 | 50363 | 100.0 | 15.3 | 82.8 | 1.9 | | | | | | |
| 200 + BEDS/LITS | 1 | 81436 | 100.0 | 38.6 | 61.4 | 4.2 | | 1.3 | | .9 | 44.2 | 2.4 |
| TOTAL | 12 | 420511 | 100.0 | 15.1 | 31.9 | 4.2 | | 1.3 | | .9 | 44.2 | 2.4 |
| TOT. NON-TCH/NON-ENS | 12 | 420511 | 100.0 | 15.1 | 31.9 | 4.2 | | 1.3 | | .9 | 44.2 | 2.4 |
| GEN. TEACH. FULL/ENSEIGN. COMPLET 500 + BEDS/LITS | 3 | 3407130 | 100.0 | 11.9 | 77.7 | 5.3 | | | | | 5.1 | |
| TOTAL | 3 | 3407130 | 100.0 | 11.9 | 77.7 | 5.3 | | | | | 5.1 | |
| GEN. TEACH. PARTIAL/ENSEIGN. PARTIEL 500 + BEDS/LITS | 2 | 176096 | 100.0 | 95.4 | 4.6 | -- | | | | | | |
| TOTAL | 2 | 176096 | 100.0 | 95.4 | 4.6 | -- | | | | | | |
| TOTAL GEN. | 17 | 4003737 | 100.0 | 15.9 | 69.7 | 5.0 | | .1 | | .1 | 9.0 | .2 |
| CHILDRENS/PEDIATR. CONV./REHAB. CHRON./EXT. CARE/ SOINS PROLONGES OTHER/AUTRES | 1 3 1 | 1832539 32821 585035 | 100.0 100.0 100.0 | 1.4 17.7 14.3 | 78.5 82.3 49.2 | 2.2 2.2 2.2 | | | 34.3 | | 11.3 | 6.5 |
| TOTAL PUB. | 23 | 6609889 | 100.0 | 11.8 | 70.5 | 3.9 | | .1 | 3.0 | .1 | 8.6 | 2.0 |
| PRAIRIES | | | | | | | | | | | | |
| PUBLIC | | | | | | | | | | | | |
| GEN. NON-TEACH. NO LTU/NON-ENS. SANS UNITES A L.T. | | | | | | | | | | | | |
| 1 - 24 BEDS/LITS | 13 | 215063 | 100.0 | 5.8 | 75.0 | -- | | | | | 17.0 | 2.2 |
| 25 - 49 BEDS/LITS | 13 | 564369 | 100.0 | 10.2 | 42.0 | 3.0 | | | | | 23.1 | 1.8 |
| 50 - 99 BEDS/LITS | 10 | 176458 | 100.0 | 27.5 | 16.0 | 8.5 | 3.0 | | | 2.3 | 16.8 | 26.0 |
| 100 - 199 BEDS/LITS | 6 | 369700 | 100.0 | 4.8 | 11.9 | .3 | | | | | 83.0 | |
| 200 + BEDS/LITS | 3 | 132831 | 100.0 | 26.1 | 49.7 | | | | | | 24.1 | |
| TOTAL | 45 | 1454421 | 100.0 | 11.7 | 36.9 | 2.3 | | .4 | | .3 | 44.3 | 4.2 |
| TOT. NON-TCH/NON-ENS | 45 | 1454421 | 100.0 | 11.7 | 36.9 | 2.3 | | .4 | | .3 | 44.3 | 4.2 |
| GEN. TEACH. FULL/ENSEIGN. COMPLET 500 + BEDS/LITS | 6 | 9645735 | 100.0 | 5.4 | 35.4 | 2.3 | 15.7 | .1 | 6.6 | -- | 7.5 | 27.1 |
| TOTAL | 6 | 9645735 | 100.0 | 5.4 | 35.4 | 2.3 | 15.7 | .1 | 6.6 | -- | 7.5 | 27.1 |
| GEN. TEACH. PARTIAL/ENSEIGN. PARTIEL 500 + BEDS/LITS | 3 | 291038 | 100.0 | 58.1 | 40.2 | 1.6 | | | | | | |
| TOTAL | 3 | 291038 | 100.0 | 58.1 | 40.2 | 1.6 | | | | | | |
| TOTAL GEN. | 54 | 11391194 | 100.0 | 7.5 | 35.7 | 2.2 | 13.3 | .2 | 5.6 | .1 | 12.0 | 23.5 |
| CHILDRENS/PEDIATR. CONV./REHAB. CHRON./EXT. CARE/ SOINS PROLONGES OTHER/AUTRES | 2 1 4 | 2296368 32821 658752 | 100.0 100.0 100.0 | 3.0 17.7 23.9 | 66.8 82.3 43.7 | 1.8 2.0 2.0 | | | 30.5 | .9 | 9.5 | 18.0 |
| TOTAL PUB. | 62 | 14534892 | 100.0 | 7.7 | 41.5 | 2.2 | 10.4 | .1 | 5.7 | .2 | 10.9 | 21.3 |
| BRITISH COLUMBIA | | | | | | | | | | | | |
| COLOMBIE BRITANNIQUE | | | | | | | | | | | | |
| PUBLIC | | | | | | | | | | | | |
| GEN. NON-TEACH. NO LTU/NON-ENS. SANS UNITES A L.T. | | | | | | | | | | | | |
| 1 - 24 BEDS/LITS | 4 | 27961 | 100.0 | 21.6 | 33.3 | .1 | | | 35.1 | | 10.0 | |

SEE FOOTNOTE(S) AT END OF TABLE. - VOIR RENVOI(S) A LA FIN DU TABLEAU.

TABLE 19. DISTRIBUTION OF ENDOWMENT & SPECIAL PURPOSE FUND ASSETS
 TABLEAU 19. REPARTITION DE L'ACTIF DU FONDS DE DOTATION ET DU FONDS RESERVE A DES FINS SPECIALES

| PROVINCE, TYPE OF HOSPITAL AND SIZE PROVINCE, AFFECTATION TAILLE DES HOPITAUX | HOSP. REP. HOP. REP. | TOTAL ASSETS ACTIF TOTAL | TOTAL | CASH & BANK ACCTS. CAISSE ET BANQUE | INVEST-MENTS PLACEMENTS | REC. & ACCR. ASSETS REC. & ACTIF COURU | REAL ESTATE HOLDINGS - IMMOBILISATIONS | | | | DUE FR 2 OTHER FUNDS DU PAR 2 D'AUTRES FONDS | OTHER AUTRES |
|--|-------------------------|-----------------------------|-------|--|----------------------------|---|--|-------------------------------------|---------------------------------|--------------------------------------|---|-----------------|
| | | | | | | | LAND TERR. | LAND ¹ IMPR. DE TERR. | BLDGS ² BATIMENTS | EQUIP. ¹ MATERIEL FIXE | | |
| PER CENT - POURCENTAGE | | | | | | | | | | | | |
| BRITISH COLUMBIA COLUMBIE BRITANNIQUE | | | | | | | | | | | | |
| PUBLIC | | | | | | | | | | | | |
| GEN. NON-TEACH. NO LTU/NON-ENS. SANS UNITES A L.T. | | | | | | | | | | | | |
| 25 - 49 BEDS/LITS | 6 | 124385 | 100.0 | 17.8 | 68.0 | 1.9 | | | | | 13.3 | |
| 50 - 99 BEDS/LITS | 2 | 1105126 | 100.0 | 2.5 | 85.7 | 1.3 | | | | | 2.1 | 8.4 |
| 100 - 199 BEDS/LITS | 1 | 14324 | 100.0 | 4.6 | 90.8 | 4.7 | | | | | | |
| 200 + BEDS/LITS | 1 | 36709 | 100.0 | - | 100.0 | - | | | | | | |
| TOTAL | 14 | 1308505 | 100.0 | 4.3 | 83.3 | 1.3 | | | .7 | | 3.3 | 7.1 |
| GEN. NON-TEACHING WITH LTU/NON-ENS. AVEC UNITES A L.T. | | | | | | | | | | | | |
| 1 - 99 BEDS/LITS | 1 | 26604 | 100.0 | 9.8 | 90.2 | | | | | | | |
| 100 - 199 BEDS/LITS | 3 | 99977 | 100.0 | 40.2 | 43.6 | | | | | | 16.2 | |
| 200 + BEDS/LITS | 2 | 286821 | 100.0 | 6.7 | 37.3 | | | | | | 55.6 | |
| TOTAL | 6 | 413402 | 100.0 | 15.0 | 42.2 | | | | .3 | | 42.5 | |
| TOT.NON-TCH/NON-ENS | 20 | 1721907 | 100.0 | 6.9 | 73.5 | 1.0 | | | | .6 | 12.7 | 5.4 |
| GEN. TEACH. FULL/ENSEIGN. COMPLET | | | | | | | | | | | | |
| 500 + BEDS/LITS | 1 | 1652827 | 100.0 | -- | 24.3 | .7 | 61.0 | | | 4.5 | .2 | 9.4 |
| TOTAL | 1 | 1652827 | 100.0 | -- | 24.3 | .7 | 61.0 | | | 4.5 | .2 | 9.4 |
| GEN. TEACH. PARTIAL/ENSEIGN. PARTIEL | | | | | | | | | | | | |
| 1 - 499 BEDS/LITS | 2 | 309134 | 100.0 | 10.8 | 34.6 | 6.3 | 41.7 | | | | | 6.7 |
| TOTAL | 2 | 309134 | 100.0 | 10.8 | 34.6 | 6.3 | 41.7 | | | | | 6.7 |
| TOTAL GEN. | 23 | 3683868 | 100.0 | 4.1 | 48.1 | 1.3 | 30.8 | | | 2.3 | .1 | 10.1 |
| CONV./REHAB. CHRON./EXT. CARE/SOINS PROLONGES | | | | | | | | | | | | |
| 1 | 1 | 2500 | 100.0 | | 100.0 | | | | | | | |
| 1 | 1 | 165759 | 100.0 | 30.2 | | | | | | | | 3.3 |
| TOTAL PUB. | 25 | 3852127 | 100.0 | 5.2 | 46.1 | 1.3 | 29.5 | | | 2.2 | .1 | 9.8 |
| NORTHWEST TERR. DU NORD-OUEST | | | | | | | | | | | | |
| PUBLIC | | | | | | | | | | | | |
| GEN. NON-TEACH. NO LTU/NON-ENS. SANS UNITES A L.T. | | | | | | | | | | | | |
| 25 - 49 BEDS/LITS | 1 | 503887 | 100.0 | | 100.0 | | | | | | | |
| TOTAL | 1 | 503887 | 100.0 | | 100.0 | | | | | | | |
| TOT.NON-TCH/NON-ENS | 1 | 503887 | 100.0 | | 100.0 | | | | | | | |
| TOTAL GEN. | 1 | 503887 | 100.0 | | 100.0 | | | | | | | |
| TOTAL PUB. | 1 | 503887 | 100.0 | | 100.0 | | | | | | | |
| CANADA | | | | | | | | | | | | |
| PUBLIC | | | | | | | | | | | | |
| GEN. NON-TEACH. NO LTU/NON-ENS. SANS UNITES A L.T. | | | | | | | | | | | | |
| 1 - 24 BEDS/LITS | 24 | 506431 | 100.0 | 9.5 | 69.2 | .5 | 2.2 | | | 3.3 | | 14.3 |
| 25 - 49 BEDS/LITS | 29 | 1558448 | 100.0 | 6.2 | 61.0 | 1.2 | .4 | | | 5.5 | | 20.0 |
| 50 - 99 BEDS/LITS | 32 | 5709716 | 100.0 | 4.2 | 79.2 | 1.9 | .1 | | | 5.6 | | 4.9 |
| 100 - 199 BEDS/LITS | 23 | 3544526 | 100.0 | 2.0 | 83.4 | 1.4 | | | | 1.1 | | 13.0 |
| 200 + BEDS/LITS | 19 | 4008455 | 100.0 | 2.8 | 62.1 | 15.7 | | | | 3.2 | | 3.8 |
| TOTAL | 127 | 15337576 | 100.0 | 3.8 | 73.6 | 4.9 | .1 | | | 3.7 | .8 | 8.2 |
| GEN. NON-TEACHING WITH LTU/NON-ENS. AVEC UNITES A L.T. | | | | | | | | | | | | |
| 1 - 99 BEDS/LITS | 13 | 842664 | 100.0 | 5.8 | 87.5 | 3.6 | | | | | | .7 |
| 100 - 199 BEDS/LITS | 12 | 787634 | 100.0 | 8.4 | 85.5 | 4.0 | | | | | | 2.1 |
| 200 + BEDS/LITS | 26 | 4409692 | 100.0 | 6.2 | 85.5 | .6 | 3.4 | | | | | 4.3 |
| TOTAL | 50 | 6039990 | 100.0 | 6.4 | 85.8 | 1.5 | 2.5 | | | | | 3.5 |
| TOT.NON-TCH/NON-ENS | 177 | 21377566 | 100.0 | 4.5 | 77.0 | 4.0 | .8 | | | -- | 2.7 | .6 |
| GEN. TEACH. FULL/ENSEIGN. COMPLET | | | | | | | | | | | | |
| 1 - 499 BEDS/LITS | 3 | 2069477 | 100.0 | 9.6 | 67.7 | .3 | | | | | | 8.0 |
| 500 + BEDS/LITS | 23 | 50475304 | 100.0 | 3.7 | 75.9 | .8 | 6.3 | | | -- | -- | 5.7 |
| TOTAL | 26 | 52544781 | 100.0 | 3.9 | 75.6 | .8 | 6.1 | | | -- | -- | 5.8 |
| GEN. TEACH. PARTIAL/ENSEIGN. PARTIEL | | | | | | | | | | | | |
| 1 - 499 BEDS/LITS | 11 | 3676140 | 100.0 | 3.5 | 86.7 | 2.4 | 3.5 | | | | .3 | 3.0 |
| 500 + BEDS/LITS | 5 | 4133881 | 100.0 | 52.5 | 29.2 | 1.1 | 1.4 | | | | | 15.1 |
| TOTAL | 16 | 7810021 | 100.0 | 29.4 | 56.3 | 1.2 | 2.4 | | | | .1 | 9.4 |
| TOTAL GEN. | 219 | 81732368 | 100.0 | 6.5 | 74.1 | 1.6 | 4.3 | | | -- | 1.6 | .2 |
| CHILDRENS/PEDIATR. CONV./REHAB. CHRON./EXT. CARE/SOINS PROLONGES | | | | | | | | | | | | |
| 7 | 7 | 51405092 | 100.0 | 5 | 96.6 | .1 | .4 | | | | | .3 |
| 8 | 8 | 1770404 | 100.0 | 8.4 | 82.6 | 1.1 | | | | | | 3.8 |
| 16 | 16 | 6384319 | 100.0 | 5.2 | 87.6 | 1.1 | | | | 3.4 | | .6 |
| 5 | 5 | 1845444 | 100.0 | 6.3 | 87.5 | 2.1 | | | | | .1 | 4.0 |
| TOTAL PUB. | 255 | 143137627 | 100.0 | 4.3 | 83.1 | 1.1 | 2.6 | | | -- | 1.1 | .2 |

(1) LESS ACCUMULATED DEPRECIATION. - MOINS AMORTISSEMENT ACCUMULE.
 (2) INCLUDES OPERATING OR CAPITAL OR INTEGRATED FUND. - COMPREND LES FONDS D'EXPLOITATION OU D'IMMOBILISATIONS OU LES FONDS INTEGRE.

TABLE 20. DISTRIBUTION OF ENDOWMENT & SPECIAL PURPOSE FUND LIABILITIES
 TABLEAU 20. REPARTITION DU PASSIF DU FONDS DE DOTATION ET DU FONDS RESERVE A DES FINS SPECIALES

| PROVINCE, TYPE OF HOSPITAL AND SIZE PROVINCE, AFFECTATION TAILLE DES HOPITAUX | HOSPITALS REPORTING HOPITAUX REpondANTS | TOTAL LIABILITIES PASSIF TOTAL | TOTAL | LOANS PAYABLE EMPRUNTS ET DECOUVERTS A LA BANQUE | ACCOUNTS PAYABLE BILLETTS ET EMPRUNTS A PAYER | LONG-TERM LIABILITIES HYPOTHEQUES A PAYER | DUE TO CPER, OR CAP. FUND (GR INT. FUND) DU AUX FONDS D'EXPL. CL DES IMM. (OU INT.) | OTHER AUTRES |
|--|--|-----------------------------------|-------|---|--|--|--|-----------------|
| | | \$ | | PER CENT - POURCENTAGE | | | | |
| NEWFOUNDLAND | | | | | | | | |
| TERRE-NEUVE | | | | | | | | |
| PUBLIC | | | | | | | | |
| GEN. NON-TEACH. NO LTU/NON-ENS. SANS UNITES A L.T. | | | | | | | | |
| 50 - 99 BEDS/LITS | 1 | 25122 | 100.0 | | 4.8 | | 95.2 | |
| 200 + BEDS/LITS | 1 | 527 | 100.0 | | | | 100.0 | |
| TOTAL | 2 | 25649 | 100.0 | | 4.7 | | 95.3 | |
| TOT. NON-TCH/NON-ENS | 2 | 25649 | 100.0 | | 4.7 | | 95.3 | |
| TOTAL GEN. | 2 | 25649 | 100.0 | | 4.7 | | 95.3 | |
| CHILDRENS/PEDIATR. | 1 | 2274 | 100.0 | | 22.4 | | | 77.6 |
| TOTAL PUB. | 3 | 27923 | 100.0 | | 6.1 | | 87.5 | 6.3 |
| NOVA SCOTIA | | | | | | | | |
| NOUVELLE-ECOSSE | | | | | | | | |
| PUBLIC | | | | | | | | |
| GEN. NON-TEACH. NO LTU/NON-ENS. SANS UNITES A L.T. | | | | | | | | |
| 1 - 24 BEDS/LITS | 1 | 45 | 100.0 | | | | 100.0 | |
| 25 - 49 BEDS/LITS | 1 | 322 | 100.0 | | | | 100.0 | |
| 50 - 99 BEDS/LITS | 1 | 59 | 100.0 | | | | 100.0 | |
| 100 - 199 BEDS/LITS | 1 | 244305 | 100.0 | | | | 100.0 | |
| TOTAL | 5 | 244731 | 100.0 | | | | 100.0 | |
| TOT. NON-TCH/NON-ENS | 5 | 244731 | 100.0 | | | | 100.0 | |
| TOTAL GEN. | 5 | 244731 | 100.0 | | | | 100.0 | |
| CHILDRENS/PEDIATR. | 1 | 230000 | 100.0 | 100.0 | | | | |
| TOTAL PUB. | 6 | 474731 | 100.0 | 48.4 | | | 51.6 | |
| NEW BRUNSWICK | | | | | | | | |
| NOUVEAU-BRUNSWICK | | | | | | | | |
| PUBLIC | | | | | | | | |
| GEN. NON-TEACH. NO LTU/NON-ENS. SANS UNITES A L.T. | | | | | | | | |
| 1 - 24 BEDS/LITS | 1 | 2000 | 100.0 | 100.0 | | | | |
| 25 - 49 BEDS/LITS | 2 | 1008 | 100.0 | | 100.0 | | | |
| 50 - 99 BEDS/LITS | 1 | 526 | 100.0 | | | | 100.0 | |
| 100 - 199 BEDS/LITS | 5 | 3534 | 100.0 | 56.6 | 28.5 | | 14.9 | |
| TOTAL | 5 | 3534 | 100.0 | 56.6 | 28.5 | | 14.9 | |
| TOT. NON-TCH/NON-ENS | 5 | 3534 | 100.0 | 56.6 | 28.5 | | 14.9 | |
| TOTAL GEN. | 5 | 3534 | 100.0 | 56.6 | 28.5 | | 14.9 | |
| CONV./REHAB. | 1 | 1964 | 100.0 | | | | 100.0 | |
| TOTAL PUB. | 6 | 5498 | 100.0 | 36.4 | 18.3 | | 45.3 | |
| ATLANTIC | | | | | | | | |
| ATLANTIQUE | | | | | | | | |
| PUBLIC | | | | | | | | |
| GEN. NON-TEACH. NO LTU/NON-ENS. SANS UNITES A L.T. | | | | | | | | |
| 1 - 24 BEDS/LITS | 2 | 2045 | 100.0 | 97.8 | | | 2.2 | |
| 25 - 49 BEDS/LITS | 3 | 1330 | 100.0 | | 75.8 | | 24.2 | |
| 50 - 99 BEDS/LITS | 2 | 25181 | 100.0 | | 4.8 | | 95.2 | |
| 100 - 199 BEDS/LITS | 4 | 244831 | 100.0 | | | | 100.0 | |
| 200 + BEDS/LITS | 1 | 527 | 100.0 | | | | 100.0 | |
| TOTAL | 12 | 273914 | 100.0 | .7 | .8 | | 98.5 | |
| TOT. NON-TCH/NON-ENS | 12 | 273914 | 100.0 | .7 | .8 | | 98.5 | |
| TOTAL GEN. | 12 | 273914 | 100.0 | .7 | .8 | | 98.5 | |
| CHILDRENS/PEDIATR. | 2 | 232274 | 100.0 | 99.0 | .2 | | | .8 |
| CONV./REHAB. | 1 | 1964 | 100.0 | | | | 100.0 | |
| TOTAL PUB. | 15 | 508152 | 100.0 | 45.7 | .5 | | 53.5 | .3 |
| QUEBEC | | | | | | | | |
| PUBLIC | | | | | | | | |
| GEN. NON-TEACH. NO LTU/NON-ENS. SANS UNITES A L.T. | | | | | | | | |
| 50 - 99 BEDS/LITS | 2 | 15513 | 100.0 | 64.5 | | | 35.5 | |
| TOTAL | 2 | 15513 | 100.0 | 64.5 | | | 35.5 | |
| GEN. NON-TEACHING WITH LTU/NON-ENS. AVEC UNITES A L.T. | | | | | | | | |
| 200 + BEDS/LITS | 1 | 85819 | 100.0 | | | | | 100.0 |
| TOTAL | 1 | 85819 | 100.0 | | | | | 100.0 |
| TOT. NON-TCH/NON-ENS | 3 | 101332 | 100.0 | 9.9 | | | 5.4 | 84.7 |
| GEN. TEACH. FULL/ENSEIGN. COMPLET | | | | | | | | |
| 500 + BEDS/LITS | 1 | 196323 | 100.0 | .4 | 45.0 | | 54.6 | |
| TOTAL | 1 | 196323 | 100.0 | .4 | 45.0 | | 54.6 | |
| GEN. TEACH. PARTIAL/ENSEIGN. PARTIEL | | | | | | | | |
| 1 - 499 BEDS/LITS | 2 | 58917 | 100.0 | | | | 57.4 | 42.6 |
| 500 + BEDS/LITS | 1 | 904 | 100.0 | | | | 100.0 | |
| TOTAL | 3 | 59821 | 100.0 | | | | 58.1 | 41.9 |
| TOTAL GEN. | 7 | 357476 | 100.0 | 3.0 | 24.7 | | 41.3 | 31.0 |
| CONV./REHAB. CHRON./EXT. CARE/ SOINS PROLONGES | 2 | 141466 | 100.0 | | | | | 100.0 |
| OTHER/AUTRES | 2 | 138293 | 100.0 | | 1.0 | | 80.6 | 18.5 |
| TOTAL PUB. | 12 | 652424 | 100.0 | 1.7 | 13.7 | | 40.1 | 44.5 |

TABLE 20. DISTRIBUTION OF ENDOWMENT & SPECIAL PURPOSE FUND LIABILITIES
 TABLEAU 20. REPARTITION DU PASSIF DU FONDS DE DOTATION ET DU FONDS RESERVE A DES FINS SPECIALES

| PROVINCE, TYPE OF HOSPITAL AND SIZE PROVINCE, AFFECTATION TAILLE DES HOPITAUX | HOSPITALS REPORTING HOPITAUX REPONDANTS | TOTAL LIABILITIES PASSIF TOTAL | TOTAL | LOANS PAYABLE EMPRUNTS ET DECOUVERTS A LA BANQUE | ACCOUNTS PAYABLE BILLETS ET EMPRUNTS A PAYER | LONG-TERM LIABILITIES HYPOTHEQUES A PAYER | DUE TO OTHER OR CAPITAL FUND (OR INT. FUND) DU AUX FCNDS D'EXPL. CU DES IMM. (CU INT.) | OTHER AUTRES |
|--|--|-----------------------------------|------------------------|---|---|--|---|-----------------|
| | | \$ | PER CENT - POURCENTAGE | | | | | |
| ONTARIO PUBLIC | | | | | | | | |
| GEN. NON-TEACH. NO LTU/NON-ENS. SANS UNITES A L.T. | | | | | | | | |
| 25 - 49 BEDS/LITS | 2 | 29628 | 100.0 | | | | 100.0 | |
| 50 - 99 BEDS/LITS | 3 | 278860 | 100.0 | | | | 99.4 | |
| 100 - 199 BEDS/LITS | 2 | 417 | 100.0 | | 16.5 | | 83.5 | |
| 200 + BEDS/LITS | 4 | 120885 | 100.0 | | | 79.6 | 20.4 | |
| TOTAL | 11 | 429790 | 100.0 | | .4 | 22.4 | 77.2 | |
| GEN. NON-TEACHING WITH LTU/NON-ENS. AVEC UNITES A L.T. | | | | | | | | |
| 1 - 49 BEDS/LITS | 3 | 150601 | 100.0 | | | | 99.6 | .4 |
| 100 - 199 BEDS/LITS | 3 | 23646 | 100.0 | | | | 100.0 | |
| 200 + BEDS/LITS | 7 | 157958 | 100.0 | | | | 97.7 | 2.3 |
| TOTAL | 13 | 332205 | 100.0 | | | | 98.7 | 1.3 |
| TOT. NON-TCH/NON-ENS | 24 | 761995 | 100.0 | | .2 | 12.6 | 86.6 | .6 |
| GEN. TEACH. FULL/ENSEIGN. COMPLET | | | | | | | | |
| 1 - 49 BEDS/LITS | 1 | 192956 | 100.0 | | | | 100.0 | |
| 500 + BEDS/LITS | 5 | 1880009 | 100.0 | | 1.4 | | 98.2 | .4 |
| TOTAL | 6 | 2072965 | 100.0 | | 1.3 | | 98.4 | .4 |
| TOTAL GEN. | 30 | 2834960 | 100.0 | | 1.0 | 3.4 | 95.2 | .4 |
| CHILDRENS/PEDIATR. CONV./REHAB. CHRON./EXT. CARE/SOINS PROLONGES | | | | | | | | |
| 1 | 1 | 3450943 | 100.0 | | | | 100.0 | |
| 1 | 1 | 1206 | 100.0 | | | | 100.0 | |
| 3 | 3 | 73211 | 100.0 | | .5 | | 4.8 | 94.7 |
| TOTAL PUB. | 35 | 6360320 | 100.0 | | .4 | 1.5 | 96.8 | 1.3 |
| MANITOBA PUBLIC | | | | | | | | |
| GEN. NON-TEACH. NO LTU/NON-ENS. SANS UNITES A L.T. | | | | | | | | |
| 1 - 24 BEDS/LITS | 6 | 15035 | 100.0 | 17.9 | 32.8 | | 8.4 | 40.9 |
| 25 - 49 BEDS/LITS | 4 | 52437 | 100.0 | .4 | 12.1 | | -- | 87.5 |
| 100 - 199 BEDS/LITS | 2 | 11226 | 100.0 | | 14.3 | | 100.0 | |
| TOTAL | 12 | 78698 | 100.0 | 3.7 | 14.3 | | 15.9 | 66.1 |
| TOT. NON-TCH/NON-ENS | 12 | 78698 | 100.0 | 3.7 | 14.3 | | 15.9 | 66.1 |
| GEN. TEACH. FULL/ENSEIGN. COMPLET | | | | | | | | |
| 500 + BEDS/LITS | 2 | 2849412 | 100.0 | .1 | 1.6 | 19.7 | 76.8 | 1.9 |
| TOTAL | 2 | 2849412 | 100.0 | .1 | 1.6 | 19.7 | 76.8 | 1.9 |
| TOTAL GEN. | 14 | 2928110 | 100.0 | .2 | 1.9 | 19.2 | 75.1 | 3.6 |
| CHILDRENS/PEDIATR. | 1 | 1646 | 100.0 | | | | | 100.0 |
| TOTAL PUB. | 15 | 2929756 | 100.0 | .2 | 1.9 | 19.1 | 75.1 | 3.6 |
| SASKATCHEWAN PUBLIC | | | | | | | | |
| GEN. NON-TEACH. NO LTU/NON-ENS. SANS UNITES A L.T. | | | | | | | | |
| 1 - 24 BEDS/LITS | 1 | 1664 | 100.0 | | | | 100.0 | |
| 25 - 49 BEDS/LITS | 1 | 298 | 100.0 | | | | | 100.0 |
| 50 - 99 BEDS/LITS | 1 | 45833 | 100.0 | | | | | |
| 100 - 199 BEDS/LITS | 1 | 6722 | 100.0 | | | | 100.0 | |
| TOTAL | 4 | 54517 | 100.0 | | | | 15.4 | 84.6 |
| TOT. NON-TCH/NON-ENS | 4 | 54517 | 100.0 | | | | 15.4 | 84.6 |
| TOTAL GEN. | 4 | 54517 | 100.0 | | | | 15.4 | 84.6 |
| TOTAL PUB. | 4 | 54517 | 100.0 | | | | 15.4 | 84.6 |
| ALBERTA PUBLIC | | | | | | | | |
| GEN. TEACH. FULL/ENSEIGN. COMPLET | | | | | | | | |
| 500 + BEDS/LITS | 2 | 18870 | 100.0 | | 100.0 | | | |
| TOTAL | 2 | 18870 | 100.0 | | 100.0 | | | |
| TOTAL GEN. | 2 | 18870 | 100.0 | | 100.0 | | | |
| CHILDRENS/PEDIATR. CHRON./EXT. CARE/SOINS PROLONGES OTHER/AUTRES | | | | | | | | |
| 1 | 1 | 119269 | 100.0 | | | 96.2 | .5 | 100.0 |
| 2 | 2 | 540503 | 100.0 | | | | | 3.3 |
| 1 | 1 | 1477 | 100.0 | | 100.0 | | | -- |
| TOTAL PUB. | 6 | 680119 | 100.0 | | 3.0 | 76.5 | .4 | 20.1 |
| PRAIRIES PUBLIC | | | | | | | | |
| GEN. NON-TEACH. NO LTU/NON-ENS. SANS UNITES A L.T. | | | | | | | | |
| 1 - 24 BEDS/LITS | 7 | 16699 | 100.0 | 16.1 | 29.5 | | 17.6 | 36.8 |
| 25 - 49 BEDS/LITS | 5 | 52735 | 100.0 | .4 | 12.0 | | -- | 87.6 |
| 50 - 99 BEDS/LITS | 1 | 45833 | 100.0 | | | | | 100.0 |
| 100 - 199 BEDS/LITS | 3 | 17948 | 100.0 | | | | 100.0 | |
| TOTAL | 16 | 133215 | 100.0 | 2.2 | 8.5 | | 15.7 | 73.7 |
| TOT. NON-TCH/NON-ENS | 16 | 133215 | 100.0 | 2.2 | 8.5 | | 15.7 | 73.7 |
| GEN. TEACH. FULL/ENSEIGN. COMPLET | | | | | | | | |
| 500 + BEDS/LITS | 4 | 2868282 | 100.0 | .1 | 2.2 | 19.5 | 76.3 | 1.9 |
| TOTAL | 4 | 2868282 | 100.0 | .1 | 2.2 | 19.5 | 76.3 | 1.9 |
| TOTAL GEN. | 20 | 3001497 | 100.0 | .2 | 2.5 | 18.7 | 73.6 | 5.0 |
| CHILDRENS/PEDIATR. | 2 | 120915 | 100.0 | | | | | 100.0 |

TABLE 20. DISTRIBUTION OF ENDOWMENT & SPECIAL PURPOSE FUND LIABILITIES
 TABLEAU 20. REPARTITION DU PASSIF DU FONDS DE DOTATION ET DU FONDS RESERVE A DES FINS SPECIALES.

| PROVINCE, TYPE OF HOSPITAL AND SIZE PROVINCE, AFFECTATION TAILLE DES HOPITAUX | HOSPITALS REPORTING HOPITAUX REpondANTS | TOTAL LIABILITIES PASSIF TOTAL | TOTAL | LOANS PAYABLE EMPRUNTS ET DECOUVERTS A LA BANQUE | ACCOUNTS PAYABLE BILLETS ET EMPRUNTS A PAYER | LONG-TERM LIABILITIES HYPOTHEQUES A PAYER | DUE TO OPER. OR CAP. FUND (OR INT. FUND) DU AUX FONDS D'EXPL. CU CES (MM. (OU INT.)) | OTHER AUTRES |
|--|--|-----------------------------------|-------|---|---|--|---|-----------------|
| | | \$ | | PER CENT - POURCENTAGE | | | | |
| PRAIRIES PUBLIC | | | | | | | | |
| CHRON./EXT. CARE/ SOINS PROLONGES | 2 | 540503 | 100.0 | | | 96.2 | .5 | 3.3 |
| OTHER/AUTRES | 1 | 1477 | 100.0 | | 100.0 | | | |
| TOTAL PUB. | 25 | 3664392 | 100.0 | .1 | 2.1 | 29.5 | 60.4 | 7.9 |
| BRITISH COLUMBIA COLUMBIE BRITANNIQUE PUBLIC | | | | | | | | |
| GEN. NON-TEACH. NO LTU/NON-ENS. SANS UNITES A L.T. | | | | | | | | |
| 1 - 24 BEDS/LITS | 1 | 3611 | 100.0 | | 100.0 | | | |
| 50 - 99 BEDS/LITS | 2 | 39095 | 100.0 | | | | 16.3 | 83.7 |
| TOTAL | 3 | 42706 | 100.0 | | 8.5 | | 14.9 | 76.6 |
| GEN. NON-TEACHING WITH LTU/NON-ENS. AVEC UNITES A L.T. | | | | | | | | |
| 1 - 99 BEDS/LITS | 1 | 1570 | 100.0 | | | | 100.0 | |
| 200 + BEDS/LITS | 1 | 403 | 100.0 | | | | 100.0 | |
| TOTAL | 2 | 1973 | 100.0 | | | | 100.0 | |
| TOT. NON-TCH/NON-ENS | 5 | 44679 | 100.0 | | 8.1 | | 18.7 | 73.2 |
| GEN. TEACH. FULL/ ENSEIGN. COMPLET | | | | | | | | |
| 500 + BEDS/LITS | 1 | 341316 | 100.0 | | | | | 100.0 |
| TOTAL | 1 | 341316 | 100.0 | | | | | 100.0 |
| GEN. TEACH. PARTIAL /ENSEIGN. PARTIEL | | | | | | | | |
| 1 - 499 BEDS/LITS | 2 | 75461 | 100.0 | | | | 8.1 | 91.9 |
| TOTAL | 2 | 75461 | 100.0 | | | | 8.1 | 91.9 |
| TOTAL GEN. | 8 | 461456 | 100.0 | | .8 | | 3.1 | 96.1 |
| CHRON./EXT. CARE/ SOINS PROLONGES | 1 | 110371 | 100.0 | | | | | 100.0 |
| TOTAL PUB. | 9 | 571827 | 100.0 | | .6 | | 2.5 | 96.8 |
| CANADA PUBLIC | | | | | | | | |
| GEN. NON-TEACH. NO LTU/NON-ENS. SANS UNITES A L.T. | | | | | | | | |
| 1 - 24 BEDS/LITS | 10 | 22355 | 100.0 | 21.0 | 38.2 | | 13.3 | 27.5 |
| 25 - 49 BEDS/LITS | 10 | 83693 | 100.0 | | 8.8 | | 35.8 | 55.2 |
| 50 - 99 BEDS/LITS | 10 | 404482 | 100.0 | 2.5 | | | 77.4 | 19.4 |
| 100 - 199 BEDS/LITS | 9 | 263196 | 100.0 | | | | 100.0 | |
| 200 + BEDS/LITS | 5 | 121412 | 100.0 | | | 79.3 | 20.7 | |
| TOTAL | 44 | 895138 | 100.0 | 1.7 | 2.1 | 10.8 | 70.9 | 14.6 |
| GEN. NON-TEACHING WITH LTU/NON-ENS. AVEC UNITES A L.T. | | | | | | | | |
| 1 - 99 BEDS/LITS | 4 | 152171 | 100.0 | | | | 99.6 | .4 |
| 100 - 199 BEDS/LITS | 3 | 23646 | 100.0 | | | | 100.0 | |
| 200 + BEDS/LITS | 3 | 244180 | 100.0 | | | | 63.4 | 36.6 |
| TOTAL | 16 | 419997 | 100.0 | | | | 78.6 | 21.4 |
| TOT. NON-TCH/NON-ENS | 60 | 1315135 | 100.0 | 1.1 | 1.4 | 7.3 | 73.3 | 16.8 |
| GEN. TEACH. FULL/ ENSEIGN. COMPLET | | | | | | | | |
| 1 - 499 BEDS/LITS | 1 | 192956 | 100.0 | | | | 100.0 | |
| 500 + BEDS/LITS | 11 | 285930 | 100.0 | .1 | 3.4 | 10.6 | 78.3 | 7.6 |
| TOTAL | 12 | 547886 | 100.0 | .1 | 3.3 | 10.2 | 79.1 | 7.3 |
| GEN. TEACH. PARTIAL /ENSEIGN. PARTIEL | | | | | | | | |
| 1 - 499 BEDS/LITS | 4 | 134378 | 100.0 | | | | 29.7 | 70.3 |
| 500 + BEDS/LITS | 1 | 904 | 100.0 | | | | 100.0 | |
| TOTAL | 5 | 135282 | 100.0 | | | | 30.2 | 69.8 |
| TOTAL GEN. | 77 | 6929303 | 100.0 | .3 | 2.9 | 9.5 | 77.1 | 10.4 |
| CHILDRENS/PEDIATR. CONV./REHAB. | 5 | 3804132 | 100.0 | 6.0 | | | 90.7 | 3.2 |
| CHRON./EXT. CARE/ SOINS PROLONGES | 4 | 144636 | 100.0 | | | | 2.2 | 97.8 |
| OTHER/AUTRES | 8 | 862378 | 100.0 | | .2 | 60.3 | 13.7 | 25.9 |
| TOTAL PUB. | 96 | 11757115 | 100.0 | 2.1 | 1.7 | 10.0 | 75.8 | 10.4 |

