




CANSIM

(Canadian Socio-economic Information Management System)

Summary Directory 2001




Statistics Canada Statistique Canada

Canada



ERRATA

Please note that in Section V - Related CANSIM II Tables should actually start at Page 15





Statistics Canada

CANSIM


(Canadian Socio-Economic information Management System)

Summary Directory

MARCH 2001

Published by authority of the Minister
responsible for Statistics Canada
Minister of Industry Canada, 2001

All rights reserved. No part of this publication
may be reproduced, stored in a retrieval system or
transmitted in any form or by any means, electronic,
mechanical, photocopying, recording or otherwise
without prior written permission from
Licence Services, Marketing Division,
Statistics Canada, Ottawa, Ontario,
Canada K1A 0T6.



INTRODUCTION

CANSIM* (Canadian Socio-economic Information Management System), is Statistics Canada's computerized data base and information retrieval service. The Time Series Database provides detailed and timely statistical information to data users in the private and public sectors in both official languages. In addition to the central facility maintained by Statistics Canada, subsets of the CANSIM Time Series Database are distributed by various commercial service bureaux under license to Statistics Canada, a list is included at the end of this document. The Time Series Database contains a wide variety of data relating to such topics as the System of National Accounts, Labour, Manufacturing, Construction, Trade, Agriculture and Finance. As well, selected demographic and social data, such as population estimates and vital statistics, are available. An intrinsic property of the Time Series Database is that the data are organized according to a hierarchical structure - the highest level of which is the data matrix. Each of the approximately 8,000 matrices on the Database contains individual series which are related to each other in some coherent fashion. Each series represents a concept or variable for which data are stored across time.

The CANSIM Time Series Database is one of several Database systems administered by the Dissemination Division. Socio-economic statistics are available in cross-sectional format on the Cross-Classified Database (XCL), which shows data in multi-dimensional relationships with other data over time. Time series and Census data are also available on CD-ROM.

Online access to CANSIM is available through the Statistics Canada Internet site, www.statcan.ca and through a network of private-sector partners around the world. CANSIM data are also available on the StatCan: CANSIM Disc (last issue, March 2000) and from the Statistics Canada Regional Reference Centres.

Directory information for the CANSIM database is available, free of charge on www.statcan.ca and on the StatCan:Directory Disc (last issue, March 2000) for a price of \$30. Both these sources include: the CANSIM Matrix Number, the Matrix Title, the source of the information contained in the matrix, the Matrix Note, if applicable, which qualifies all or most of the information contained in the matrix; and, a hierarchically arranged listing of series (items) contained in the specific matrix which includes a series number, a series title, the start date of the information in each series, and a unique databank identifier (databank number).

This document, **SUMMARY DIRECTORY** contains a brief description of the subject matter, a list of contact persons and a listing of the Time Series Database contents at the matrix level. It is sorted alphabetically, as outlined in the Table of Contents. A matrix number followed by a "T" indicates that all series within that matrix have been terminated.

INQUIRIES LIST - This list includes the names of Statistics Canada and other agency staff members to contact for any questions which may arise about the actual data stored on the CANSIM Time Series Database; questions about terminology, survey coverage and procedures, revision policy, etc. For prices or ordering information, please contact your nearest Regional Reference Centre by calling 1-800-263-1136.

***CANSIM** is an Official Mark of Statistics Canada.

When publishing any statistical data or text retrieved from CANSIM, the following credit must be used:
Source: "**CANSIM** - Statistics Canada".

GLOSSARY OF TERMS

CANSIM - Canadian Socio-economic Information Management System: Statistics Canada's official vehicle for the dissemination of information in machine-readable form.

CANSIM Identifiers: The combination of Matrix and Series numbers to identify series on the CANSIM Time Series Database.

CANSIM Time Series Database: The CANSIM Time Series Database contains more than 700,000 time series. This base is updated daily. Release of new data coincides with the official announcement of availability.

CANSIM Matrix Directory: A summary guide at the matrix level. The Directory includes an index which serves to identify the matrix and source of the data and other descriptive information for each matrix. The index provides a key to the Directory and is the first step in locating data on the CANSIM Time Series Database.

Convertible Series: CANSIM time series available in both imperial and metric units; designated by a "C" at the series level.

D Number - DATABANK Identifier: A letter and a number to identify series on the CANSIM Time Series Database.

Database: A collection of information stored in electronic form designed to allow for multiple applications to access the data.

Dissemination Division: A division of Statistics Canada charged with the public dissemination of business, economic, social and census data in electronic form.

Distributor: Privately owned computer service bureau licensed to offer public access to the CANSIM Time Series Database.

Matrix: A hierarchical grouping of CANSIM time series of an homogeneous conceptual, methodological and statistical nature; comparable to a table in a publication.

PS - Part Secure: This security designation means that some of the time series observations are only available to the public with the approval of the source.

PU - Public: This security designation means that the time series is published or publishable and is available to the public.

Replacement Values: Datapoints that are secure or not available for the time period requested may be replaced by zeros, or other values to distinguish them from real zeros.

SE - Secure: This security designation means that the time series is only available to the public with the approval of the source.

Series: A collection of data observations for a particular concept or element; comparable to a column in a table; CANSIM time series are structured in a hierarchical format of totals and sub-totals called matrices.

Terminated Series: A terminated series is no longer updated; designated by a "T" at the series level.

TABLE OF CONTENTS

INTRODUCTION GLOSSARY OF TERMS

I.- Agriculture and Food

1.	Crops	I	- 2
2.	Livestock and Animal Products		- 6
3.	Income and Prices		- 13
	<u>Related CANSIM II Tables</u>		

II.- Industrial Organization and Finance

1.	Quarterly Financial Statistics for Enterprises	II	- 3
2.	Financial Corporations, Financial Statistics		- 6
3.	Life Insurance		- 7
4.	Bankruptcies		- 7
5.	Corporation Financial and Taxation Statistics for Enterprises		- 8
6.	Corporation Taxation Statistics		- 14
7.	Government Finance		- 15
8.	Cheques Cashed		- 21
9.	Corporations and Labour Unions Returns Act (CALURA)		- 21
10.	Stock Exchange Statistics		- 28
11.	Government Revenues and Expenditures		- 28
12.	Bank of Canada Review		- 29
13.	Business Register		- 31
14.	Scotia Macleod Indices		- 31
	<u>Related CANSIM II Tables</u>		

III.- International Trade

1.	Country	III	- 2
2.	Commodity		- 2
3.	Volume		- 3
4.	Merchandise Trade (Customs Basis)		- 3
5.	Merchandise Trade (Balance of Payments Basis)		- 4
	<u>Related CANSIM II Tables</u>		

IV.- Investment and Capital Stock

1.	National Wealth and Capital Stock	IV	- 2
2.	Capacity Utilization Rates in Canadian Manufacturing		- 7
3.	Capital and Repair Expenditures on Construction		- 8
4.	Private and Public Investment in Canada		- 10
5.	Housing Statistics		- 12
6.	Building Permits		- 12
7.	Central Mortgage & Housing Corporation (Housing Starts)		- 14
	<u>Related CANSIM II Tables</u>		

V.- Labour and Income

1.	Labour Force Survey	V	- 2
2.	Employment, Earnings and Hours		- 6
3.	Major Wage Settlements		- 10
4.	Estimates of Employees by Province and Industry		- 11
5.	Public Sector Employment and Remuneration		- 11
6.	Employment Insurance Statistics		- 11
	<u>Related CANSIM II Tables</u>		

VI.- Manufacturing, Energy and Domestic Trade

1.	Manufacturing Industries of Canada	VI	- 2
2.	Monthly Survey of Manufacturing		- 28
3.	Miscellaneous Manufacturing Statistics		- 29
4.	Business Conditions Survey		- 30
5.	Production of Motor Vehicles in Canada		- 30
6.	Specified Chemicals		- 30
7.	Refined Petroleum Products		- 31
8.	Natural Resources Canada		- 32
9.	Electric Power Statistics		- 34
10.	Gas Utilities		- 34
11.	Quarterly Report on Energy Supply/Demand in Canada		- 34
12.	Retail Trade		- 35
13.	Monthly Sales and Stocks Estimates of Department Stores		- 36
14.	Wholesale Trade		- 36
15.	Direct Selling in Canada		- 36
16.	Merchandising Inventories		- 36
17.	New Motor Vehicle Sales		- 36
	<u>Related CANSIM II Tables</u>		

TABLE OF CONTENTS - Concluded

VII.- Other Selected Statistics

1. Domestic Travel	VII - 1
2. International Travel	- 2
3. Education Statistics	- 12
4. Canadian Centre for Justice Statistics	- 16
5. Health Statistics	- 19
6. Household Expenditure	- 20
7. Health Canada	- 21
8. Charitable Donations	- 25
9. United States Statistics	- 25

Related CANSIM II Tables

VIII.- Population

1. Population Projections for Canada, Provinces and Territories	VIII - 1
2. Population Statistics	- 2
3. Vital Statistics	- 6

Related CANSIM II Tables

IX.- Prices and Price Indexes

1. Consumer Price Index	IX - 2
2. Industry Price indexes	- 3
3. Construction Price Statistics	- 4
4. Farm Input Price Index	- 5
5. Farm Input Selected Average Prices	- 6

Related CANSIM II Tables

X.- Service Industries

1. Restaurants, Caterers and Taverns	X - 1
2. Computer Service Industry	- 1
3. Business, Personal and Household Service Industries	- 1
4. Telephone Statistics	- 1
5. Television and Radio Statistics	- 2
6. Cable Statistics	- 2
7. Science and Technology Statistics	- 2
8. Household Internet Use	- 3

Related CANSIM II Tables

XI.- System of National Accounts

1. National Income and Expenditure Accounts	XI - 2
2. Balance of International Payments	- 9
3. Gross Domestic Product by Industry at Factor Cost	- 12
4. Financial Flows Accounts	- 14
5. Aggregate Productivity Measures	- 16
6. Input-Output Tables	- 17
7. Interprovincial & International Trade Flows	- 21
8. Current Economic Analysis	- 22

Related CANSIM II Tables

XII.- Transportation

1. Air and Surface Statistics	XII - 1
2. Transport Canada-Transportation of Dangerous Goods	- 4

Related CANSIM II Tables

XIII.- Historical Statistics

1. Demographic Statistics	XIII - 1
---------------------------	----------

Related CANSIM II Tables

INQUIRIES LIST

CONCORDANCE OF CANSIM I MATRICES TO CANSIM II TABLES

ORDER FORM WITH LIST OF STATISTICS CANADA REGIONAL OFFICES

NETWORK OF CANSIM DISTRIBUTORS

OTHER ONLINE SERVICE.

I - 1
AGRICULTURE AND FOOD

This section brings together most of the statistics dealing with the activities of the agricultural and food industries in Canada. Statistics on field crops, fruit and vegetable production, livestock and animal products and farm income are found within this section.

SUBJECT MATTER	CONTACT	TELEPHONE
1. <u>Crops</u>		
- Exports Clearance of Major Grains	Mr. R. Burroughs.....	(613)951-2890
- Customs Exports of Specified Processed Products	"	"
- Producers' Deliveries of Major Grains	"	"
- Field Crop Reporting Series	Mr. O. Code.....	(613)951-8719
- Fruit and Vegetable Production	Mr. B. Parsons.....	(613)951-8727
- Honey Production	"	"
- Production and Value of Maple Products	"	"
- Greenhouse Sod & Nursery Industries	"	"
- Mushrooms	"	"
- Canadian Potatoes Production	Ms. B. McLaughlin.....	(902)893-7251
2. <u>Livestock and Animal Products</u>		
- Production & Stocks of Poultry and Eggs	Mr. R. Plourde.....	(613)951-8716
- Livestock Statistics	Mr. R. Plourde.....	(613)951-8716
- Livestock Grain Consumption	"	"
- The Dairy Review	Ms. D. Dupuis	(613)951-2553
- Food Consumption in Canada	"	"
- Stocks of Frozen Meat Products	Mr. M. Elward	(613)951-8715
- Report on Fur Farms	Ms. B. Alain	(613)951-7251
- Fur Production	"	"
- Production and Value of Aquaculture	"	"
3. <u>Farm Income and Prices</u>		
- Farm Net Income	Mr. P. Murray.....	(613)951-0065
- Farm Cash Receipts	Mr. M. Beaulieu	(613)951-6357
- Farm Operating Expenses	Mr. B. Rosien.....	(613)951-2441
- Farm Product Prices	"	"
- Farm Debt and Capital Value	Mr. B. Rosien.....	(613)951-2441

FURTHER REFERENCES

for
Fisheries and Fur Goods
Food and Beverages
Census of Agriculture

see
Manufacturing, Energy and Domestic Trade
Manufacturing, Energy and Domestic Trade
CANSIM Summary Data System Directory

1 - 2
AGRICULTURE AND FOOD

1. CROPS

Cereals and Oilseeds Review, (22-007-XPB)

Exports Clearances of Major Grains by Final Destination - Monthly

Wheat	2650
Durum Wheat	2651
Oats	2652
Barley	2653
Rye	2654
Flaxseed	2655
Rapeseed	2656

Custom Exports of Total Wheat Flour by Destination, Monthly	5630
---	------

Customs Exports of Specified Processed Products by
Final Destination, Monthly

Malt	5612
Wheat Flour	5613T

Crushing Statistics of Major Oilseeds for Canada

Monthly, beginning in (1971-72)	5687
Manufactured Food-Grain Products, Monthly	183T

Producers' Deliveries of Major Grains for the Western Provinces, Monthly

British Columbia	976
All Prairies	977
Western Canada	978
Manitoba	979
Saskatchewan	980
Alberta	981

Grain Trade in Canada (22-201-XPB)

Supply and Disposition Balance Tables, Canada, by crop years
beginning 1971-72 in metric tonne, annual for:

Wheat	5679
Durum Wheat	5674
Oats	5680
Barley	5681
Rye	5682
Flaxseed	5683
Rapeseed	5684
Wheat (excluding durum)	5685
Corn, from 1976	5688
Soybeans	5629
Stocks of Grain at July 31st	5628

I - 3
AGRICULTURE AND FOOD

Supply and Disposition Balance Tables, Canada, annual by crop years beginning 1933-34 to 1978-79 in bushels for:

Wheat	942T
Oats	943T
Barley	944T
Rye	945T
Flaxseed	946T
Rapeseed	947T
Corn	948T

Handbook of Agricultural Statistics, Part I; Field Crops Reporting Series (22-002-XPB)

Acres, Yield, and Production By Crop Years and by Province, annual for:

	IMPERIAL	METRIC
All Wheat	1025	3541
Spring Wheat	1026	3542
Winter Wheat	1027	3543
Durum Wheat	1028	3544
Oats	1029	3545
Barley	1030	3546
All Rye	1031	3547
Fall Rye	1032	3548
Spring Rye	1033	3549
Mixed Grains	1034	3550
Corn for Grain	1035	3551
Buckwheat	1036	3552
Peas, Dry	1037	3553
Beans, Dry	1038	3554
Flaxseed	1039	3555
Soybeans	1040	3556
Mustard Seed	1041	3557
Rapeseed	1042	3558
Sunflower Seed	1043	3559
Field Roots	1045T	
Sugar Beets	1046	3560
Tame Hay	1047	3561
Fodder Corn	1048	3562
Summerfallow	1049	3564
Lentils	1050	3563
Canary Seed	1051	3565

Stages of Development for Spring Wheat, by Crop Districts for the Prairie Provinces, by Crop Year, Annually.

Alberta, From 1956	2645T
Saskatchewan, From 1952	2646T
Manitoba, From 1952 to 1977	2647T
Manitoba, From 1977	2648T

I - 4
AGRICULTURE AND FOOD

Farm Stocks for the Seven (7) Major Grains in the Prairie Provinces, from 1961, Annual, (22-002-XPB)

Alberta	1408T
Saskatchewan	1409T
Manitoba	1410T
Pasture Acreage from 1951, Annual	5686T

Fruit and Vegetable Production, (22-003-XPB)

Acreage, Yield, Production and Farm Value Vegetables by Province from 1940,

Asparagus (Fresh and Processed)	1371
Asparagus (Processed)	5624T
Beans (Fresh and Processed)	1372
Beans (Fresh)	1373T
Beans (Processed)	1374T
Beets	1375
Broccoli (Processed)	5627T
Brussels Sprouts (Processed)	5620T
Cabbage	1376
Carrots (Fresh and Processed)	1377
Carrots (Processed)	5618T
Carrots (Fresh)	5619T
Cauliflower	1378
Celery	1379
Corn (Fresh and Processed)	1380
Corn (Fresh)	1381T
Corn (Processed)	1382T
Cucumbers (Fresh and Processed)	1383
Cucumbers (Processed)	5616T
Cucumbers (Fresh)	5617T
Lettuce	1384
Mushrooms	1407
Onions	1385
Parsnips	1386
Peas	1387
Peppers	5614
Potatoes	1044
Radishes	5615
Rutabagas	1392
Spinach	1388
Tobacco	5611
Tomatoes (Fresh and Processed)	1389
Tomatoes (Fresh)	1390T
Tomatoes (Processed)	1391T

I - 5
AGRICULTURE AND FOOD

Production and Value of Fruits Annually:

Apples (Fresh and Processed)	1393
Apples (Fresh)	5587T
Apples (Processed)	5588T
Apricots	1394T
Blueberries (Fresh and Processed)	1395
Blueberries (Fresh)	5589T
Blueberries (Processed)	5590T
Cherries - Sweet and Sour (Fresh and Processed)	1396T
Cherries - Sweet and Sour (Fresh)	5591T
Cherries - Sweet and Sour (Processed)	5592T
Cherries - Sweet (Fresh and Processed)	1397T
Cherries - Sweet (Fresh)	5593T
Cherries - Sweet (Processed)	5594T
Cherries - Sour (Fresh and Processed)	1398T
Cherries - Sour (Fresh)	5595T
Cherries - Sour (Processed)	5596T
Cranberries (Fresh and Processed)	1406T
Cranberries (Fresh)	5609T
Cranberries (Processed)	5610T
Grapes (Fresh and Processed)	1399
Grapes (Fresh)	5597T
Grapes (Processed)	5598T
Loganberries	1400T
Peaches (Fresh and Processed)	1401
Peaches (Fresh)	5599T
Peaches (Processed)	5600T
Pears (Fresh and Processed)	1402
Pears (Fresh)	5601T
Pears (Processed)	5602T
Plums and Prunes (Fresh and Processed)	1403
Plums and Prunes (Fresh)	5603T
Plums and Prunes (Processed)	5604T
Raspberries (Fresh and Processed)	1404
Raspberries (Fresh)	5605T
Raspberries (Processed)	5606T
Strawberries (Fresh and Processed)	1405
Strawberries (Fresh)	5607T
Strawberries (Processed)	5608T
Production and Value of Honey and Maple Products, (Statistical Bulletin)	
Production and Value of Honey by Province from 1924, Annual	1056
Production and Farm Value of Maple Products by Province from 1955, Annual	1057
<u>Greenhouse Industry, (22-202-XPB)</u>	
Production and Value of Greenhouse Industry by Province from 1955, Annual	1058

I - 6
AGRICULTURE AND FOOD

2. LIVESTOCK AND ANIMAL PRODUCTS

Production of Poultry and Eggs, (23-202-XPB)

Supply and Disposition of Poultry by Year Showing: Stocks at January 1, Production, Imports Exports, Stocks at December 31, Total, and Total Domestic Disappearance, annual	1136
Eggs: Supply and Disposition Showing: Stocks at January 1, Production Imports, Exports Stocks at December 31, Used for Hatching, Total and Total Domestic Disappearance, annual	1137
Production, Disposition and Farm Value by Province, Annual	
Total Poultry Meat	1138T
Fowl and Chicken Meat	1139
Fowl and Chicken Meat Separately by Province from 1963	1140
Turkey Meat	1141
Goose Meat	1142T
Duck Meat	1143T
Eggs	1144
Poultry: Number on Farms by Province at June 1 from 1941	1147T
Poultry: Number on Farms by Province at December 1 from 1941	1148T
Placement of Chicks for Egg and Broiler Production by Province, Monthly	5639
Placement of Turkey Poults for Broiler and Heavyweights, Province, Monthly	5640
<u>Production and Stocks of Poultry and Eggs, (23-003-XPB), Monthly</u>	
Eggs: Production by Province by Month from 1951, Monthly	1145
Eggs: Disposition, by Province by Month from 1951, Monthly	1146
Stocks of Frozen Poultry Meat in Canada and Provinces, Monthly	5675
Stocks of Frozen Eggs in Storage in Canada, Monthly	5676
Stocks of Edible Dried Egg Products in Storage, Monthly	5677
Laying Type Pullet, Chick Placements by Province, Weekly	5689
Report of Processed Egg Production - Canada, Weekly	5690
Egg-Feed Ratio and Average Prices of Eggs Sold for Consumption, Canada, Monthly	5691
Handbook of Agricultural Statistics, and Animal Products	
Livestock Statistics, Annual:	
Cattle and Calves: Slaughterings in Inspected Establishments by Province	1152T
Estimated Farm Output, Live Imports and Exports	1153

I - 7
AGRICULTURE AND FOOD

Estimated Farm Output, Farm Kill and Live Sales by Province:	
Cattle	1154T
Calves	1155T
Average Prices for Selected Classes and Grades of Cattle	1156T
Hogs: Number on Farms at June 1 and Dec. 1, by Age Group and Province	1158T
Hogs: Slaughtering in Inspected Establishments by Province	1159T
Hogs: Estimated Farm Output, Farm Kill and Live Exports	1160
Hogs: Estimated Farm Output and Farm Kill and Live Sales	1161T
Average Prices for Hogs in Toronto and Winnipeg, Monthly	1162T
Estimated Sows Farrowed and Pigs Saved, Spring and Fall Periods	1163T
Hog Barley Ratios, Live Basis, Winnipeg	1164T
Sheep and Lambs: Slaughtering in Inspected Establishments, by Province	1167T
Sheep and Lambs Estimated Farm Output, Live Imports and Exports	1168
Sheep and Lambs Estimated Farm Output, Farm Kill and Live Sales, by Province, Annual	1169T
Average Prices for Good Lambs at Toronto, Winnipeg and Edmonton	1170T
Number of Horses on Farms	1171T,1172T,1173T
Numbers of Livestock in Newfoundland	1174T
<u>Net Farm Income</u> (21-603)	
Value per head - Canada, at July 1, Annual	1100
- Newfoundland	1101
- Prince Edward Island	1102
- Nova Scotia	1103
- New Brunswick	1104
- Québec	1105
- Ontario	1106
- Manitoba	1107
- Saskatchewan	1108
- Alberta	1109
- British Columbia	1110
<u>Meats and Lard</u>	
<u>Apparent Per Capita Food Consumption in Canada, Annual (23-603-UPE, 23-603-UPF)</u>	
Beef Production, Supply and Disappearance	1175
Veal Supply and Disappearance	1176
Mutton and Lamb Production, Supply and Disappearance	1177
Pork Production, Supply and Disappearance	1178
Offal Production, Supply and Disappearance	1179
Canned Meat Production, Supply and Disappearance	1180T
Lard Production, Supply and Disappearance	1181
Per Capita Disappearance of Meats in Canada	1182
Output of Meats and Offal from Livestock Slaughtered	1183
Wool, Production and Supply, Canada	1184T
Estimated Production, Farm Value and Disposition of Shorn Wool, Canada	1185
Average Fleece Weight	1186T

I - 8
AGRICULTURE AND FOOD

Livestock Statistics (23-603-UPE,UPF)

Report on Livestock Surveys: Pigs, Quarterly

Canada	9500
Newfoundland	9501
Prince Edward Island	9502
Nova Scotia	9503
New Brunswick	9504
Québec	9505
Ontario	9506
Manitoba	9507
Saskatchewan	9508
Alberta	9509
British Columbia	9510

Report on Livestock Surveys: Cattle and Sheep

Inspected Slaughter of Livestock, Monthly in Number of Animals	86T
Cattle Number on Farms at July 1 by Class and Province, Annual	1150
Cattle Number on Farms at January 1 by Class and Province, Annual	1151
Cattle and Calves for Slaughter by Weight and Sex for Selected Provinces, semi-annual	5644T
Calves born January to July, semi-annual	5645
Sheep and Lambs: Numbers on Farms at June 1 and Dec. 1 by Age Group and Province, Annual	1166

Livestock Grain Consumption, Semi-Annual

Canada	9536T
Newfoundland	9526T
Prince Edward Island	9527T
Nova Scotia	9528T
New Brunswick	9529T
Québec	9530T
Ontario	9531T
Manitoba	9532T
Saskatchewan	9533T
Alberta	9534T
British Columbia	9535T

Handbook of Agricultural Statistics, Part VII, Dairy Statistics, Total Milk Production, by Province, Annual	1329T
---	-------

I - 9
AGRICULTURE AND FOOD

Utilization of Total Milk Production, Annual:

Canada	1330T
Prince Edward Island	1349T
Nova Scotia	1350T
New Brunswick	1351T
Québec	1352T
Ontario	1353T
Manitoba	1354T
Saskatchewan	1355T
Alberta	1356T
British Columbia	1357T
Creamery Butter Production, by Province	1331T
Creamery Butter: Supply and Disposition, Canada	1332T
Cheddar Cheese Production, by Province	1333T
Cheddar Cheese: Supply and Disposition, Canada	1334T
Cheese: Domestic Disappearance by Type, Canada	1335T
Cheese: Per Capita Domestic Disappearance by Type, Canada	1336T
Evaporated Whole Milk: Supply and Disposition, Canada	1337T
Casein: Supply and Disposition, Canada	1338T
Skim Milk Powder: Disposition, Canada	1339T
Dairy Products: Domestic Disappearance in terms of Milk, Canada	1342T
Farm Cash Receipts from Dairy Products, Canada, by Utilization	1344T
Farm Cash Receipts from Dairy Products, by Province	1345T
Farm Value of Total Milk Production, by Province	1346T
Average Farm Value of Milk and Other Selected Dairy Products, Canada	1347T
Average Farm Value of Milk, Cream and Farm Butter, by province	1348T

The Dairy Review, (23-001-XPB, 23-001-XIB)

Supply and Disposition for Canada,	
Creamery Butter, Monthly	5632
Total Cheddar Cheese, Monthly	5633
Process Cheese, Monthly	5634
Other Cheese (Whole Milk and Cream), Monthly	5635
Evaporated Whole Milk, Monthly	5636
Condensed Whole Milk, Monthly	5637
Skim Milk Powder, Monthly	5638
Partly Skimmed Evaporated Milk, Monthly	5666
Stocks of Specified Dairy Products, Monthly	5667
Production of Cottage Cheese for Specified Provinces, Monthly	5664
Production of Cottage Cheese by Province, Quarterly	5662T
Production of Yogurt for Specified Provinces, Monthly	5665
Production of Yogurt for Specified Provinces, Quarterly	5663T
Production of Specified Varieties of Cheese, Canada, Monthly	5673
Milk Production and Utilization by Province, Monthly	5650
Cash Receipts from Milk and Cream, Sold Off Farms, Monthly	5651
Commercial Sales of Milk and Cream by Province, Monthly	5652

I - 10
AGRICULTURE AND FOOD

The Dairy Review, (23-001-QXPB, 23-001-XIB)

Production of Creamery Butter by Province, Monthly	5653
Production of Whey Butter by Province, Monthly	5654
Production of Cheddar Cheese by Province, Monthly	5655
Production of Specialty Cheese for Specified Provinces, Monthly	5656
Production of Ice Cream Mix by Province, Monthly	5657
Production of Concentrated Whole Milk Production in Canada, Monthly	5658
Production of Concentrated Milk by-products in Canada, Monthly	5659
Production of Hard and Soft Ice Cream by Province, Monthly	5660
Production of Other Ice Cream Products, Monthly	5661
Production of Butterfat by Canada and Provinces, Monthly	3428
Production of Factory Cheese Other than Cheddar made from Whole Milk and Cream, Canada, Monthly	5671T
Production of Skim Milk and Whey Cheese for Canada, Monthly	5672T
Milk, Milk Products and Eggs, Monthly	132T,133T,135T

Fur Production, (23-603-UPE,UPF) Annual

Number, Value of Pelts produced by kind by season	
Canada	5692
Newfoundland	5693
Prince Edward Island	5694
Nova Scotia	5695
New Brunswick	5696
Québec	5697
Ontario	5698
Manitoba	5699
Saskatchewan	9511
Alberta	9512
British Columbia	9513
Northwest Territories including Nunavut	9514T
Yukon Territory	9515
Northwest Territories	9544
Nunavut	9516

Report on Fur Farms, (23-603-XPB), Annual

Supply and Disposition of minks on fur farms	3400
Farms reporting minks, classified by number reported at Dec. 31	3401T
Number of fur farms reporting minks and fox for Canada, and provinces as of Dec. 31	3413
Supply and disposition of fox on fur farms	3414
Number and Value of Mink Pelts Produced By Colour Type, Annual	
Canada	3402
Newfoundland	3403
Prince Edward Island	3404
Nova Scotia	3405
New Brunswick	3406
Québec	3407
Ontario	3408
Manitoba	3409
Saskatchewan	3410
Alberta	3411
British Columbia	3412

I - 11
AGRICULTURE AND FOOD

Stocks of Frozen Meat Products, (23-009-XIB)

Cold Storage Stocks of Meat and Poultry in Canada, Monthly	87
Stocks of Frozen Imported Meat in Canada, Monthly	9517T
Stocks of Frozen Meat in Cold Storage, Canada and Provinces, Monthly	
Canada	9518
Maritimes	9519
Québec	9520
Ontario	9521
Manitoba	9522
Saskatchewan	9523
Alberta	9524
British Columbia	9525

Stocks of Fruit and Vegetables,

Frozen Fruit in Storages and Factories in Canada, Monthly	9537T
Fruit, Frozen and in Preservatives in Storages and Factories in Canada, Monthly	9538T
Apples in Cold and Common Storage, Monthly	9539T
Pears in Cold and Common Storage, Monthly	9540T
Vegetables in Cold and Common Storage, Monthly	9541T
Frozen Vegetables in Storages and Factories in Canada, Monthly	9542T
Frozen Vegetables Intended for Re-manufacture Held in Storages and Factories in Canada, Monthly	9543T

Production & Value of Aquaculture (23-603XPE,XXPF)

Estimated aquaculture production and value, Canada and provinces, Annual	
Salmon	2286
Trout	2287
Steelhead	2288
Other Finfish	2289
Total Finfish	2290
Clams	2291
Oysters	2292
Mussels	2293
Scallops	2294
Shellfish	2295
Total Shellfish	2296
Total Aquaculture	2297

I - 12
AGRICULTURE AND FOOD

Aquaculture Financial Statistics, Annual

- Total operating revenue for Canada and provinces	2276T
- Total non-operating revenue for Canada and provinces	2277T
- Total revenue for Canada and provinces	2278T
- Wages/salaries of employees and employer portion of employee benefits	2279T
- Cost of materials component and supplies for Canada and provinces	2280T
- Processing services for Canada and provinces	2281T
- Other operating expenses for Canada and provinces	2282T
- Total operating expenses for Canada and provinces	2283T
- Total non operating expenses for Canada and provinces	2284T
- Total expenses for Canada and provinces	2285T

Aquaculture Economic Statistics, Canada and the Provinces, Annual

Value added account sales of:

- aquaproducs and services	8500
- whole fish dressed, fresh or chilled	8501
- fish eggs and live fish for grow-out	8502
- whole fish live (except for grow-out)	8503
- whole fish dressed and frozen	8504
- fish fillets fresh or frozen	8505
- fish dried smoked or in brine	8506
- total finfish	8507
- total molluscs	8508
- other goods and services not elsewhere specified	8509

Value added account

Subsidies for Canada and Provinces	8510
Other operating revenue for Canada and Provinces	8511
Total operating revenue for Canada and Provinces	8512
Change in inventory value-goods for Canada and Provinces	8513
Gross Output for Canada and Provinces	8514
Product Expenses for Canada and Provinces	8515
Feed for Canada and Provinces	8516
Therapeutants for Canada and Provinces	8517
Purchases eggs/fish grow-out for Canada and Provinces	8518
Purchases fish-processing/resale for Canada and Provinces	8519
Insurance Premiums for Canada and Provinces	8520
Energy (electricity, fuel,etc.) for Canada and Provinces	8521
Goods, transportation and storage for Canada and Provinces	8522
Processing services for Canada and Provinces	8523
Rental and Leasing Expenses for Canada and Provinces	8524
Maintenance/Repairs-buildings for Canada and Provinces	8525
Maintenance/Repairs-Machinery for Canada and Provinces	8526
Professional Services for Canada and Provinces	8527
Other Operating Expenses not elsewhere specified for Canada and Provinces	8528
Change in Inventory Value-raw materials for Canada and Provinces	8529
Total of Product Inputs for Canada and Provinces	8530
Gross Value Added (factor cost) for Canada and Provinces	8531
Salaries and Wages for Canada and Provinces	8532
Employer Portion of Employee Benefits for Canada and Provinces	8533
Depreciation for Canada and Provinces	8534
Interest Paid for Canada and Provinces	8535

I - 13
AGRICULTURE AND FOOD

3. INCOME AND PRICES

Farm Cash Receipts, Farming Operations by Item, Canada, Provinces,
(21-001-XIB, 21-603-XPE, 21-603-XF)

	Monthly	Annual	Quarterly
Canada	450T	3571	3582
Newfoundland		3572	3583
Prince Edward Island	451T	3573	3584
Nova Scotia	452T	3574	3585
New Brunswick	453T	3575	3586
Québec	454T	3576	3587
Ontario	455T	3577	3588
Manitoba	456T	3578	3589
Saskatchewan	457T	3579	3590
Alberta	458T	3580	3591
British Columbia	459T	3581	3592

Farm Operating Expenses and Depreciation Charges, Annual (21-603-XPE,21-603-XPf)

Canada	3593
Newfoundland	3594
Prince Edward Island	3595
Nova Scotia	3596
New Brunswick	3597
Québec	3598
Ontario	3599
Manitoba	3600
Saskatchewan	3601
Alberta	3602
British Columbia	3603

Index of Farm Production

Index Numbers of Physical Volume of Agricultural Production by Province 1961=100, Terminated in 1976; (1971=100), Annual	996T
Sub Index of Crop and Livestock Production in Canada Beginning in 1951 (Monthly)	130T

Farm Wages in Canada

Average Rates of Cash Wages Paid Per Month to Male Hired Help on Farms With and Without Board, Quarterly	174T
Average Annual Wage Rates for Hired Agricultural Labour	160T

I - 14
AGRICULTURE AND FOOD

Farm Net Income, Annual (21-603-XPE, 21-603-XPF)

- a. Income of Farm Operators from Farming Operations by Component, Canada and by Province.
- b. Farm Cash Receipts from Farming Operations by Item, Canada and by Province.
- c. Farm Income in Kind by Item, Canada and by Province.
- d. Farm Operating Expenses and Depreciation Charges by Item, Canada and by Province.
- e. Current Values of Farm Capital by Item, Canada and by Province

	a	b	c	d	e
Canada	263	159T	171	216T	250
Newfoundland	225		244		249
Prince Edward Island	264	162T	172	217T	251
Nova Scotia	265	163T	208	229T	252
New Brunswick	266	164T	209	230T	253
Québec	267	165T	210	231T	254
Ontario	268	166T	211	232T	255
Manitoba	269	167T	212	233T	256
Saskatchewan	270	168T	213	234T	257
Alberta	271	169T	214	235T	258
British Columbia	272	170T	215	238T	259

Average Agriculture Debt Outstanding, Annual	5678
Value per acre of farmland and buildings, Annual	5631

Agriculture Economic Statistics, (21-603-XPB)

Agriculture Production Account (Value Added), Annual:

Canada	3380
Newfoundland	3381
Prince Edward Island	3382
Nova Scotia	3383
New Brunswick	3384
Québec	3385
Ontario	3386
Manitoba	3387
Saskatchewan	3388
Alberta	3389
British Columbia	3390

AGRICULTURE AND FOOD

Food Net Supply and Apparent per capita Consumption, Annual (32-229XPB)

- Per capita disappearance of major food groups, Canada	2259
- Cereals	2260
- Sugars and Syrups	2261
- Pulses and Nuts	2262
- Beverages	2263
- Dairy Products and By Products	2264
- Poultry	2265
- Eggs	2266
- Meats	2267
- Oils/Fats	2268
- Fruits	2269
- Citrus Fruits	2270
- Vegetables	2271
- Fish/Shellfish	2272
 Per capital disappearance of major food groups, Canada	 2259

1 - 16

AGRICULTURE AND FOOD

AGRICULTURE AND FOOD

RELATED CANSIM II TABLESACTIVE

001-0001	Producer deliveries of major grains, Western Canada, monthly
001-0003	Stocks of grains at July 31, annual
001-0004	Estimated summerfallow areas, annual
001-0005	Production of specified processed products, monthly
001-0006	Production and value of greenhouse vegetables, annual
001-0007	Production and value of honey, annual
001-0008	Production and farm value of maple products, annual
001-0009	Area, production and farm value of fresh and processed fruits, by province, annual
001-0010	Estimated areas, yield, production and average farm price of principal field crops, in metric units, annual
001-0011	Supply and disposition of principal grains, by crop year, Canada, annual
001-0012	Area, production and sales of mushrooms, annual
001-0013	Area, production and farm value of vegetables, annual
001-0014	Area, production and farm value of potatoes, annual
001-0015	Exports of grains, by final destination, monthly
001-0016	Area, production and farm value of tobacco, annual
001-0017	Estimated areas, yield, production, average farm price and total farm value of principal field crops, in imperial units, annual
001-0018	Estimated areas, yield, production, average farm price and total farm value of selected principal field crops: sugar beets, tame hay and fodder corn, in imperial units, annual
001-0019	Estimated area, yield, production, average farm price and total farm value of selected principal field crops: mustard seed, sunflower seed, canary seed and lentils, in imperial units, annual
001-0020	Estimated area, yield, production, average farm price and total farm value of selected principal field crops: total dry beans, in imperial units, annual
001-0039	Supply and disposition of corn, Canada and selected provinces, annual
002-0001	Farm cash receipts, annual
002-0002	Farm cash receipts, quarterly
002-0003	Value per acre of farm land and buildings, annual
002-0004	Agriculture production account (value added), annual
002-0005	Farm operating expenses and depreciation charges, annual
002-0007	Value of farm capital, at July 1, annual
002-0008	Farm debt outstanding, classified by lender, annual
002-0009	Income of farm operators from farming operations, annual
002-0010	Supply and disposition of food in Canada, annual
002-0011	Apparent per capita food consumption in Canada, annual
002-0012	Farm income in kind, by item, annual
002-0019	Per capital disappearance of major food groups in Canada, annual
003-0001	Aquaculture, production and value, annual
003-0003	Aquaculture economic statistics, value added account, annual
003-0004	Livestock surveys, pigs, quarterly
003-0005	Stocks of frozen meat products in cold storage, monthly
003-0006	Cold storage stocks of meat and poultry in Canada, monthly
003-0007	Supply and disposition of milk products in Canada, monthly
003-0008	Cash receipts from milk and cream sold off farms, monthly
003-0009	Production of selected butter products, monthly

AGRICULTURE AND FOOD

RELATED CANSIM II TABLESACTIVE

003-0010	Production of selected products, by dairy manufacturers, monthly
003-0011	Milk production and utilization, monthly
003-0012	Commercial sales of milk and cream, monthly
003-0013	Number and value of pelts produced, annual
003-0014	Number and value of mink pelts produced, by colour type, annual
003-0015	Supply and disposition of mink and fox on fur farms, annual
003-0016	Shorn wool statistics, annual
003-0017	Supply and disposition of poultry and eggs in Canada, annual
003-0018	Fowl, chicken and turkey meat production, disposition and farm value, annual
003-0019	Fowl and chicken meat production, weight and farm value, annual
003-0020	Production and disposition of eggs, annual
003-0021	Placement of chicks and turkey poults for production, monthly
003-0022	Production and disposition of eggs, monthly
003-0023	Stocks of frozen poultry meat, monthly
003-0024	Stocks of frozen eggs and edible dried eggs, monthly
003-0025	Value per head of livestock at July 1, annual
003-0026	Cattle and calves statistics, annual
003-0028	Hogs, sheep and lambs statistics, annual
003-0029	Production of concentrated milk products, monthly
003-0030	Number of calves born, semi-annual
003-0031	Number of sheep and lambs on farms, annual
003-0032	Number of cattle on farms, by class, annual
003-0033	Stocks of specified dairy products, monthly
003-0034	Production of butterfat, monthly
003-0035	Per capita disappearance of meats and output of meats and offal, annual
003-0036	Animals slaughtered, supply and disappearance in Canada, annual
003-0037	Meat production, supply and disappearance in Canada, annual
003-0038	Report of processed egg production in Canada, weekly
003-0039	Laying type pullet, chick placements, weekly

AGRICULTURE AND FOOD

RELATED CANSIM II TABLESTERMINATED

001-0002	Estimated stocks of grains on farms, end of crop year at July 31, annual
001-0021	Grain consumption, semi-annual
001-0022	Manufactured food grain products, monthly
001-0023	Stages of development and harvesting of spring wheat for selected provinces, annual
001-0024	Stages of development and harvesting of spring wheat for Manitoba and crop districts, annual
001-0025	Supply and disposition of selected principal grains, by crop year, annual
001-0026	Estimated area, yield, production, average farm price and total farm value for field roots, in imperial units, annual
001-0027	Fruit, frozen and in preservatives in storages and factories, monthly
001-0028	Apples and pears in cold and common storage, monthly
001-0029	Vegetables in cold and common storage, monthly
001-0030	Frozen vegetables in storages and factories, monthly
001-0031	Frozen vegetables intended for re-manufacture in storages and factories, monthly
001-0032	Fruit and vegetable, fresh and processed, area yield production and value, annual
001-0033	Loganberries, cranberries and blueberries, production and value, annual
001-0034	Apricots, cherries and apples, production and value, annual
001-0035	Peaches, pears, grapes, plums and prunes, production and value, annual
001-0036	Raspberries and strawberries, production and value, annual
001-0037	Pasture area, annual
001-0038	Customs exports of wheat flour, monthly
002-0006	Average wage rate paid to hired agricultural labour, annual
002-0013	Farm cash receipts, monthly
002-0014	Total cash receipts from farming operations, annual
002-0015	Farm operating expenses and depreciation charges, by item, annual
002-0016	Index of farm production, annual
002-0017	Sub-indexes of crop and livestock production, annual
002-0018	Farm wages, quarterly
003-0002	Aquaculture financial statistics, annual
003-0040	Farms reporting mink classified by number reported at December 31, annual
003-0041	Stocks of frozen imported meat, monthly
003-0042	Milk production and fluid sales, monthly
003-0043	Production of dairy factories and cold storage stocks of dairy products, monthly
003-0044	Production of factory cheese other than cheddar made from whole milk and cream, monthly
003-0045	Production of skim milk and whey cheese, monthly
003-0046	Production of cottage cheese and yogurt, quarterly
003-0047	Utilization of milk production, annual
003-0048	Creamery butter and cheddar cheese production, annual
003-0049	Creamery butter and cheddar cheese production, annual
003-0050	Domestic and per capita disappearance of cheese products, annual
003-0051	Domestic disappearance of dairy products in terms of milk, annual
003-0052	Farm cash receipts from dairy products, annual
003-0053	Farm cash receipts from dairy products, by utilization, annual
003-0054	Farm value of total milk production, annual
003-0055	Average farm value of milk and other selected dairy products, annual
003-0056	Average farm value of milk, cream and farm butter, sold by farmers, annual

AGRICULTURE AND FOOD

RELATED CANSIM II TABLESTERMINATED

003-0057	Inspected slaughter of livestock, monthly
003-0058	Cattle and calves for slaughter, by weight, semi-annual
003-0059	Canned meats and lard, production, supply and disappearance, annual
003-0060	Wool, production and supply, annual
003-0061	Average fleece weight, annual
003-0062	Goose and duck meat production, disposition and farm value, annual
003-0063	Total poultry meat production, disposition and farm value, annual
003-0064	Poultry, number on farms at June 1 and at December 1, annual
003-0065	Livestock, slaughtering in inspected establishments, annual
003-0066	Livestock: estimated farm output, farm kill and live sales, annual
003-0067	Horses, number on farms at June 1 and at December 1, annual
003-0068	Average prices for selected classes and grades of cattle, monthly
003-0069	Average prices for selected classes and grades of cattle, annual
003-0070	Average prices for selected livestock, monthly
003-0071	Average prices for selected livestock, annual
003-0072	Hogs, number on farms at June 1 and at December 1, annual
003-0073	Estimated sows farrowed and pigs saved, spring and fall periods, annual
003-0074	Horses, number on farms at June 1, farm value per head and total farm value, annual
003-0075	Cattle, hogs, sheep and lambs, number on farms at June 1 of census years, Newfoundland, every 5 years
003-0076	Total milk production, annual
003-0077	Hog, barley ratio, live basis, Winnipeg, monthly
003-0078	Hog, barley ratio, live basis, Winnipeg, annual

II - 1
INDUSTRIAL ORGANIZATION AND FINANCE

This section provides data on the Financial Transactions of Industrial Corporations by size and industry as reflected on the balance sheets and statements of income, retained earnings, statement of change in financial position and selected ratios. Statistics are derived from a quarterly survey of financial statements. Similar financial statistics covering Financial Institutions are also included in this section. Data on taxable income, income taxes, and selected capital cost allowances for corporations are available for 37 major industries. There are also data on Government Finance, Employment and Payrolls.

Statistics derived from the application of the Corporations and Labour Union Returns Act, (CALURA) include information on major financial characteristics, degree of concentration and foreign control.

This section also contains the statistics used in the preparation of the Bank of Canada Review, mostly made up of data series on activities of financial institutions and financial markets and some general economic and international statistics.

SUBJECT MATTER	CONTACT	TELEPHONE
1. Quarterly Financial Statistics for Enterprises Industrial Corporations, Financial Statistics (discontinued)	Ms. J. D'Angelo	(613)951-2604
2. Financial Institutions, Financial Statistics (discontinued)	"	"
3. Life Insurance	Ms P. Schlievert.....	(613)951-1123
4. Bankruptcies	Ms. C. Leduc.....	(613)997-1281
5. Corporation Financial Statistics	Ms. P. Helmer.....	(613)951-9852
6. Corporation Taxation Statistics	"	"
7. Government Finance		
Federal Public Sector Employment & Remuneration	Mr. C. Doucet.....	(613)951-1826
The Control and Sales of Alcoholic Beverages in Canada	Mr. R. Sauriol.....	(613)951-1829
Federal Government Revenue-Expenditure	M G. Lyttle	(613)951-1849 /
Provincial Government Revenue-Expenditure	Ms L. McCambley	(613)951-4354
Local Government Revenue-Expenditure	"	"
Consolidated Federal, Provincial, Local Government Revenue-Expenditure	"	"
University & College Revenue-Expenditure	"	"
Provincial Non-Autonomous Pension Plans Revenue-Expenditure	"	"
Health & Social Services Revenue-Expenditures	"	"
School Boards Revenue-Expenditure	"	"
Federal Government Debt	Mr. J. Emard	(613)951-1834
Government Finance- Balance Sheets, and Federal Government-Income and Expenditures	Mr. A. Gareau.....	(613)951-1826
8. Cheques Cashed	"	"
9. Corporations and Labour Unions Returns Act (CALURA)	Mr. R. Moreau	(613)951-2512
10. Stock Exchange Statistics	Mr. B. Allan.....	(613)951-2648
11. Government Revenues and Expenditures	Ms. P. Schlievert.....	(613)951-1123
	"	" " "

II - 2
INDUSTRIAL ORGANIZATION AND FINANCE

12. Bank of Canada Review	Mrs. M. McGrath.....	(613)782-8531
a. Banking Statistics	"	"
b. Capital Markets and Interest Rates	"	"
c. Financial Institutions Other than Banks	"	"
d. General Economic Statistics	"	"
e. Housing Statistics	"	"
f. External Trade and International Statistics	"	"
13. Business Register-Expenditures	Mr. B. Penner	(613)951-0801
14. Scotia-McLeod Indices	Ms. M. Braithwaite	(416)863-7668

FURTHER REFERENCES

for
 Government Expenditures
 National Wealth and Capital Stock
 Private and Public Investment
 Financial Flows
 Government Revenues and Expenditures

see
 System of National Accounts
 Investment and Capital Stock
 Investment and Capital Stock
 System of National Accounts
 CANSIM Cross Classified:
 Table Directory

II - 3
INDUSTRIAL ORGANIZATION AND FINANCE

I. QUARTERLY FINANCIAL STATISTICS FOR ENTERPRISES (61-008-XPB) Matrices from 1980* to present

- a. Balance Sheet and Income Statement data.
- b. Statement of Change in Financial Position and Selected Seasonally Adjusted Data and Ratios.

	a	b
Total All Industries	8330	8331
Total Non-Financial Industries	8332	8333
Total Finance and Insurance Industries	8334	8335
Agriculture, Forestry, Fishing and Hunting	8336	8337
Oil and Gas extraction and Coal Mining	8338	8339
Mining (except Oil, Gas and Coal)	8340	8341
Utilities	8342	8343
Construction	8344	8345
Manufacturing Industries	8346	8347
Wholesale Trade	8348	8349
Retail Trade Industries	8350	8351
Transportation and Warehousing	8352	8353
Information and Culture Industries	8354	8355
Real Estate and Rental and Leasing Companies	8356	8357
Professional Scientific and Technical Services	8358	8359
Management of Companies and Enterprises	8360	8361
Administrative and Support, Waste Management and Re-mediation Services	8362	8363
Education Services	8364	8365
Health Care and Social Assistance	8366	8367
Arts, Entertainment and Recreation	8368	8369
Accommodation and Food Services	8370	8371
Other Services (except Public Administration)	8372	8373
Depository Credit Intermediation	8374	8375
Non-depository Credit Intermediation	8376	8377
Insurers	8378	8379
Funds and Other Financial Vehicles	8380	8381
Other Financial Intermediaries	8382	8383

II - 4
INDUSTRIAL ORGANIZATION AND FINANCE

Quarterly Financial Statistics for Enterprises (61-008-XPB) Matrices from 1980* to present

- a. Balance Sheet and Income Statement data.
 b. Statement of Change in Financial Position and Selected Seasonally Adjusted Data and Ratios.

	a	b
Total All Industries	3914T	3915T
Total Non-Financial Industries	3916T	3917T
Total Financial Industries	3918T	3919T
Food (including food retailing)	3920T	3921T
Beverage and Tobacco	3922T	3923T
Wood and Paper	3924T	3925T
Petroleum and Natural Gas	3926T	3927T
Other Fuel and Electricity	3928T	3929T
Chemicals, Chemical Products and Textiles	3930T	3931T
*Iron, Steel and Related Products	3932T	3933T
*Non-Ferrous Metals and Primary Metal Products	3934T	3935T
Fabricated Metal Products	3936T	3937T
Machinery and Equipment (except electrical machinery)	3938T	3939T
*Motor Vehicles, Parts, Accessories and Tires	3940T	3941T
*Other Transportation Equipment	3942T	3943T
*Household Appliances and Electrical Products	3944T	3945T
*Electronic Equipment and Computer Services	3946T	3947T
*Real Estate Developers, Builders and Operators	3948T	3949T
*Building Materials and Construction	3950T	3951T
Transportation Services	3952T	3953T
Printing, Publishing and Broadcasting	3954T	3955T
Telecommunication Carriers, and Postal Courier Service	3956T	3957T
General Services to Business	3958T	3959T
Accommodation, Restaurant, Education, Health and Other Services	3960T	3961T
Consumer Goods and Services	3962T	3963T
Trust Companies	3964T	3965T
Credit Unions	3966T	3967T
Chartered Banks and Other Deposit-accepting Intermediaries	3968T	3969T
Consumer and Business Financing Intermediaries	3970T	3971T
Life Insurers (including accident and sickness branches)	3974T	3975T
Property and Casualty Insurers	3976T	3977T
*Other Insurers and Agents	3978T	3979T
*Other Financial Intermediaries	3980T	3981T

***Historical data is available from the first quarter 1988 for these industries.**

Deposit-accepting Institutions, activities and economic performance-production

4099

II - 5
INDUSTRIAL ORGANIZATION AND FINANCE

Quarterly Financial Statistics for Enterprises (61-003-XPB) 1977 to 3rd Qtr 1990

- a. Quarterly Statements of Assets, Liabilities and Shareholders' Equity for Companies Having \$10 Million or More of Total Assets
- b. Quarterly Statements of Income and Capital Expenditures for Companies Having \$10 Million or More of Total Assets
- c. Quarterly Statement of Income, Supplementary Information (Raw) and selected items (Seasonally Adjusted) for Entire Universe of Corporation
- d. Quarterly Schedule of Retained Earnings and Investments Companies Having \$10 Million or More of Total Assets

	a	b	c	d
Total All Industries	4780T	4781T	4782T	4783T
Total Mining	4784T	4785T	4786T	4787T
Total Manufacturing	4788T	4789T	4790T	4791T
Metal Mines Industries	4796T	4797T	4798T	
Mineral Fuels Industries	4799T	4800T	4801T	
Other Mining Industries	4802T	4803T	4804T	
Food Industry	4805T	4806T	4807T	
Soft Drink Industry	4808T	4809T	4810T	
Breweries Industry	4811T	4812T	4813T	
Distilleries Industries	4814T	4815T	4816T	
Tobacco Products Industries	4817T	4818T	4819T	
Rubber Industries	4820T	4821T	4822T	
Leather Industries	4823T	4824T	4825T	
Textile and Knitting Mills Industries	4826T	4827T	4828T	
Clothing Industries	4829T	4830T	4831T	
Wood Industries	4832T	4833T	4834T	
Furniture Industries	4835T	4836T	4837T	
Paper and Allied Industries and Forestry	4838T	4839T	4840T	
Printing, Publishing and Allied Industries	4841T	4842T	4843T	
Primary Metal Industries	4844T	4845T	4846T	
Metal Fabricating Industries	4847T	4848T	4849T	
Machinery Industries	4850T	4851T	4852T	
Transportation Equipment Industries	4853T	4854T	4855T	
Electrical Products Industries	4856T	4857T	4858T	
Non-Metallic Mineral Products	4859T	4860T	4861T	
Petroleum and Coal Products Industries	4862T	4863T	4864T	
Chemical and Chemical Products Industries	4865T	4866T	4867T	
Other Manufacturing Industries	4868T	4869T	4870T	
Construction Industries	4871T	4872T	4873T	
Pipeline Industry	4874T	4875T	4876T	
Transportation Industries	4877T	4878T	4879T	
Storage Industries	4880T	4881T	4882T	
Communication Industries	4883T	4884T	4885T	
Electrical Power and Water Utilities	4886T	4887T	4888T	
Gas Distribution	4889T	4890T	4891T	
Wholesale Petroleum Products Industries	4892T	4893T	4894T	
Wholesale Food Industry	4895T	4896T	4897T	
Wholesale Motor Vehicles and Accessories	4898T	4899T	4900T	
Wholesale Machinery and Equipment Industries	4901T	4902T	4903T	
Wholesale Lumber and Building Products	4904T	4905T	4906T	
Other Wholesale Industries	4907T	4908T	4909T	
Retail Food Industry	4910T	4911T	4912T	

II - 6
INDUSTRIAL ORGANIZATION AND FINANCE

Retail Department Stores Industries	4913T	4914T	4915T
Retail Motor Vehicle Dealers Industry	4916T	4917T	4918T
Other Retail Industries	4919T	4920T	4921T
Hotel Industries	4928T	4929T	4930T
Services to Business Management Industries	4931T	4932T	4933T
Other Service Industries	4934T	4935T	4936T
Real Estate Rentals Industry	4937T	4938T	4939T
Real Estate Developers Industry	4940T	4941T	4942T

For Matrices 4781, 4782, 4785, 4786, 4789, 4790, 4800, 4801, 4863, and 4864 Series 8.1 is calculated by subtracting Series 6, 7, and 11 from Series 5.

2. FINANCIAL INSTITUTIONS, FINANCIAL STATISTICS, (61-006-XPB)
Discontinued as of the 3rd quarter of 1990

PROPERTY AND CASUALTY INSURANCE CO.

Balance Sheet			3797T
Statement of Revenue, Expenses and Retained Earnings		3857T	3858T
Movement of Funds Statement			3859T

TRUST COMPANIES

Balance Sheet			3800T
Statement of Revenue and Expenses			3801T
Retained Earnings Statement			3802T
Mortgage and Investment Reserves and Reserve Fund			3803T
Movement of Funds Statement			3804T

MORTGAGE COMPANIES

Balance Sheet			3805T
Statement of Revenue and Expenses			3806T
Retained Earnings Statement			3807T
Mortgage, Investment and General Reserves			3808T
Movement of Funds Statement			3809T

LOCAL CREDIT UNIONS

Balance Sheet			3815T
---------------	--	--	-------

CENTRAL CREDIT UNIONS

Balance Sheet			3820T
---------------	--	--	-------

FINANCIAL CORPORATIONS

Balance Sheet			3849T
---------------	--	--	-------

II - 7
INDUSTRIAL ORGANIZATION AND FINANCE

INVESTMENT FUNDS

Balance Sheet	3834T
Market Value of Assets	3835T
Statement of Revenue and Expenses	3836T
Retained Earnings Statement	3837T
Statement of Share Capital and Contributed Surplus	3838T
Movement of Funds Statement	3839T

CLOSED-END FUNDS

Balance Sheet	3840T
Market Value of Assets	3841T
Statement of Revenue and Expenses	3842T
Retained Earnings Statement	3843T
Movement of Funds Statement	3844T

INVESTMENT DEALERS

Balance Sheet	3845T
---------------	-------

MORTGAGE ACCOUNTS

Trust Companies	3883T
Mortgage Companies	3884T
Mortgage Investment Trust Corporations	3885T
Estimated Mortgages Outstanding by Selected Financial Institutions	3886T

3. LIFE INSURANCE, (Canadian Life Insurance Association)

Benefit Payments of all Life Insurance Companies	56
Life Insurance Sales (Life Insurance Management Assoc.)	106T
Ordinary Sales Results of Life Insurance in Canada (38 companies participating)	143

4. BANKRUPTCIES

Business Bankruptcies and Liabilities, Canada, Provinces and Territories by Type of Industry, monthly	136
Business Bankruptcies and Liabilities, Canada, Provinces and Territories by Type of Industry, annual	138
Consumer Bankruptcies and Liabilities, Canada, Provinces and Territories, monthly	139
Consumer Bankruptcies and Liabilities, Canada, Provinces and Territories, annual	140

II - 8
INDUSTRIAL ORGANIZATION AND FINANCE

5. FINANCIAL & TAXATION STATISTICS FOR ENTERPRISES Annual (61-219-XPB)

Detailed financial statistics and reconciliation of profits to taxable income and taxes payable.

Total All Industries	4100
Food, (except Retailing)	4101
Beverages	4102
Tobacco	4103
Other Agricultural Products and Services	4104
Forestry	4105
Wood and Wood Products	4106
Wood and Paper Products	4107
Wood, Wood Products and Paper, Integrated Operations	4108
Petroleum and Natural Gas	4109
Other Fuels	4110
Electricity	4111
Plastic and Rubber	4112
Textiles	4113
Chemicals and Other Chemical Products	4114
Iron, Steel and Related Products	4115
Non-Ferrous Metals and Primary Metal Products	4116
Fabricated Metal Products	4117
Agriculture, Construction and Industrial Machinery and Equipment	4118
Commercial, Professional and Institutional Furniture, Machinery and Equipment	4119
Motor Vehicles, Parts and Accessories	4120
Other Transportation Equipment	4121
Tires	4122
Household Appliances and Electrical Products	4123
Electronic Equipment and Computer Services	4124
Real Estate Developers, Builders and Operators	4125
Industrial Highway and Heavy Engineering General Contracting	4126
Special Trade Contracting	4127
Services Incidental to Construction and Building Operations	4128
Building Materials	4129
Air Transport	4130
Railway Transport	4131
Water Transport	4132
Truck Transport	4133
Urban Transit and Other Passenger Transport	4134
Storage and Other Services Incidental to Transport	4135
Printing and Publishing	4136
Postal and Courier Services	4137
Telecommunication Broadcasting	4138
Telecommunication Carriers	4139
Services Incidental to Communications	4140
Trust Companies	4141
Credit Unions	4142
Chartered Banks and Other Deposit-Accepting Intermediaries n.e.s.	4143
Consumer and Business Financing Intermediaries	4144

II - 9
INDUSTRIAL ORGANIZATION AND FINANCE

Life Insurers	4145
Property and Casualty Insurers	4146
Other Insurers and Agents	4147
Other Financial Intermediaries	4148
Investment and Holding Companies	4149
General Services to Business Management	4150
Engineering and Other Scientific and Technical Services	4151
Other General Services to Business	4152
Educational Services	4153
Health and Social Services	4154
Accommodation Services	4155
Food and Beverage Services	4156
Entertainment, Recreation and Amusement Services	4157
Food Retailing	4158
Apparel	4159
Household Furniture and Other Consumer Goods	4160
Specialty Merchandise Retailing	4161
General Merchandise Retailing	4162
Other Consumer Services	4163
Total Non-financial Industries	4164
Total Financial Industries (excluding Investment and Holding Companies)	4165
Total All Industries (excluding Investment and Holding Companies)	4166
Total Financial Industries	4167
 <u>Financial Institutions Annual (61-207-XPB)</u>	
Total All Industries	5100T
Total Agriculture, Forestry and Fishing	5101T
Total Mining	5102T
Total Manufacturing	5103T
Total Construction	5104T
Total Utilities	5105T
Total Wholesale Trade	5106T
Total Retail Trade	5107T
Total Finance	5108T
Total Services	5109T
Agriculture	5110T
Forestry	5111T
Fishing and Trapping	5112T
Total Metal Mining	5113T
Total Mineral Fuels	5114T
Total Other Mining	5115T
Total Food	5116T
Total Beverages	5117T
Tobacco Products	5118T
Rubber Products	5119T
Leather Products	5120T
Total Textile Mills	5121T
Total Knitting Mills	5122T
Total Clothing Industries	5123T
Total Wood Industries	5124T
Total Furniture Industries	5125T
Total Paper and Allied Industries	5126T

II - 10
INDUSTRIAL ORGANIZATION AND FINANCE

Total Printing, Publishing and Allied Industries	5127T
Total Primary Metals	5128T
Total Metal Fabricating	5129T
Total Machinery	5130T
Total Transport Equipment	5131T
Total Electrical Products	5132T
Total Non-Metallic Mineral Products	5133T
Total Petroleum and Coal Products	5134T
Total Chemicals and Chemical Products	5135T
Total Miscellaneous Manufacturing	5136T
Total Transportation	5137T
Total Storage	5138T
Total Communication	5139T
Total Electric, Gas and Other Industries	5140T
Total Services to Business Management	5141T
Total Government, Personal and Miscellaneous Services	5142T
Gold Mines	5143T
Iron Mines	5144T
Other Metal Mines	5145T
Coal Mines	5146T
Petroleum and Gas Wells	5147T
Non-metal Mining	5148T
Quarries	5149T
Mining Services	5150T
Meat Products	5151T
Dairy Products	5152T
Fish Products	5153T
Fruit and Vegetable Canners	5154T
Grain Mills	5155T
Bakery Products	5156T
Other Food Products	5157T
Soft Drinks	5158T
Distilleries	5159T
Breweries	5160T
Wineries	5161T
Cotton and Woollen Mills	5162T
Synthetic Textiles	5163T
Other Primary Textiles	5164T
Other Textile Products	5165T
Hosiery Mills	5166T
Other Knitting Mills	5167T
Men's Clothing	5168T
Women's Clothing	5169T
Fur Goods	5170T
Foundation Garments	5171T
Other Clothing	5172T
Sawmills and Planing Mills	5173T
Veneer and Plywood	5174T
Sash, Door and Millwork Plants	5175T
Wooden Boxes	5176T
Coffins and Caskets	5177T
Miscellaneous Wood Products	5178T

II - 11
INDUSTRIAL ORGANIZATION AND FINANCE

Household Furniture	5179T
Office Furniture	5180T
Other Furniture	5181T
Pulp and Paper Mills	5182T
Paper Boxes and Bags	5183T
Other Paper Products	5184T
Commercial Printing	5185T
Engraving and Allied Industries	5186T
Publishing Only	5187T
Publishing and Printing	5188T
Iron and Steel Mills	5189T
Iron Foundries	5190T
Smelting and Refining	5191T
Boiler and Plate	5192T
Structural Steel	5193T
Ornamental Iron Works	5194T
Metal Stamping	5195T
Wire and Wire Products	5196T
Hardware and Tools	5197T
Heating Equipment	5198T
Machine Shops	5199T
Miscellaneous Metal Products	5200T
Agricultural Implements	5201T
Commercial Refrigeration	5202T
Other Machinery	5203T
Aircraft and Parts	5204T
Motor Vehicle and Parts	5205T
Truck Bodies	5206T
Miscellaneous Transport Equipment	5207T
Small Appliances	5208T
Major Appliances	5209T
Radio and TV Receivers	5210T
Communication Equipment	5211T
Industrial Electrical Equipment	5212T
Battery Manufacturers	5213T
Miscellaneous Electrical Equipment	5214T
Cement Manufacturing	5215T
Concrete Manufacturing	5216T
Ready-mix Concrete	5217T
Clay Products	5218T
Glass and Glass Products	5219T
Other Non-metallic Mineral Products	5220T
Petroleum Refineries	5221T
Other Petroleum and Coal Products	5222T
Fertilizers	5223T
Pharmaceuticals	5224T
Paint and Varnish	5225T
Soap and Cleaning Compounds	5226T
Toilet Preparations	5227T
Industrial Chemicals	5228T
Other Chemicals	5229T
Scientific and Professional Equipment	5230T

II - 12
INDUSTRIAL ORGANIZATION AND FINANCE

Jewellery and Silverware	5231T
Broom, Brush and Mop	5232T
Sporting Goods and Toys	5233T
Other Miscellaneous Manufacturing	5234T
Building Contractors	5235T
Highway and Bridge	5236T
Other Construction	5237T
Special Trade Contractors	5238T
Air Transport	5239T
Water Transport	5240T
Railways	5241T
Truck Transport	5242T
Bus Transport	5243T
Taxicabs	5244T
Pipelines	5245T
Other Transportation	5246T
Grain Elevators	5247T
Storage and Warehouse	5248T
Radio and Television	5249T
Telephones and Other Communication	5250T
Electric Power	5251T
Gas Distribution	5252T
Other Utilities	5253T
Livestock	5254T
Grain	5255T
Coal and Coke	5256T
Petroleum Products	5257T
Paper	5258T
General Merchandise	5259T
Food	5260T
Tobacco	5261T
Drug and Toilet Preparation	5262T
Apparel and Dry Goods	5263T
Furniture and Furnishings	5264T
Motor Vehicle and Parts	5265T
Electrical Machinery	5266T
Farm Machinery	5267T
Industrial Machinery	5268T
Hardware, Plumbing and Heating	5269T
Metal Products	5270T
Lumber and Building Products	5271T
Scrap and Waste Dealers	5272T
Other Wholesalers	5273T
Food Stores	5274T
Department Stores	5275T
Variety Stores	5276T
General Merchandise	5277T
Auto Accessories and Parts	5278T
Gasoline Service Stations	5279T
Motor Vehicle Dealers	5280T
Motor Vehicle Repair Shops	5281T
Shoe Stores	5282T

II - 13
INDUSTRIAL ORGANIZATION AND FINANCE

Men's Clothing Stores	5283T
Women's Clothing Stores	5284T
Dry Goods Stores	5285T
Hardware Stores	5286T
Furniture and Appliance Stores	5287T
Electrical Appliance Repairs	5288T
Drug Stores	5289T
Book and Stationery Stores	5290T
Florist Stores	5291T
Fuel Dealers	5292T
Jewellery Stores	5293T
Tobacconists	5294T
Other Retail Trade	5295T
Trust Companies	5296T
Mortgage Loan Companies	5297T
Banks and Other Deposit Accepting Institutions	5298T
Sales Finance	5299T
Consumer Loans	5300T
Other Credit Agencies	5301T
Security Dealers	5302T
Mutual Funds	5303T
Other Investment Companies	5304T
Other Financial Agencies	5305T
Insurance and Real Estate Agencies	5306T
Real Estate Operators and Developers	5307T
Advertising	5308T
Engineering and Scientific Services	5309T
Other Business Services	5310T
Community and Public Services	5311T
Motion Picture and Theatres	5312T
Bowling Alleys	5313T
Other Recreational Services	5314T
Laundries, Cleaners, Pressers	5315T
Hotels	5316T
Funeral Directors	5317T
Other Services	5318T
Total Food and Beverages	5319T
Total Deposit Accepting Institutions	5320T
Total Credit Agencies	5321T
Total Investment Companies	5322T
Total Insurance, Real Estate and Other Agencies	5323T
Total Non-financial Industries	5324T
Total Textile Industries	5325T

II - 14
INDUSTRIAL ORGANIZATION AND FINANCE

6. CORPORATION TAXATION STATISTICS, Annual (61-208-XPB)

Reconciliation of Book Profit, Taxable Income, Income Taxes and Selected Capital Cost Allowances for corporations in Canada are available from CANSIM for 37 major industries for each of the years from 1965, to the present. The concepts and definitions used are available in the published catalogue, or may be obtained upon request from the Financial, Taxation, and General Research Section, Industrial Organization and Finance Division.

Agriculture	5326T
Forestry	5327T
Fishing and Trapping	5328T
Total Agriculture, Forestry and Fishing	5329T
Metal Mining	5330T
Mineral Fuels	5331T
Other Mining	5332T
Total Mining	5333T
Food	5334T
Beverages	5335T
Tobacco Products	5336T
Rubber Products	5337T
Leather Products	5338T
Textile Mills	5339T
Knitting Mills	5340T
Clothing Industries	5341T
Wood Industries	5342T
Furniture Industries	5343T
Paper and Allied Industries	5344T
Printing, Publishing and Allied Industries	5345T
Primary Metals	5346T
Metal Fabricating	5347T
Machinery	5348T
Transport Equipment	5349T
Electrical Products	5350T
Non-Metallic Mineral Products	5351T
Petroleum and Coal Products	5352T
Chemicals and Chemical Products	5353T
Miscellaneous Manufacturing	5354T
Total Manufacturing	5355T
Construction	5356T
Transportation	5357T
Storage	5358T
Communication	5359T
Public Utilities	5360T
Total, Transportation, Communication and Other Utilities	5361T
Wholesale Trade	5362T
Retail Trade	5363T
Finance	5364T
Services to Business Management	5365T
Government, Personal and Miscellaneous Services	5366T
Total Services	5367T
Total All Industries	5368T
Total All Non-Financial Industries	5369T

II - 15
INDUSTRIAL ORGANIZATION AND FINANCE

Provincial allocation of corporate taxable income by nine industrial divisions, available from 1944 to 1971 (taxable income only), and by 37 industries commencing in 1972 with number of corporations and taxable income. The concepts and definitions used are available in the published catalogue, or may be obtained upon request from the Financial Taxation and General Research Section, Industrial Organization and Finance Division.

	No. of Corps.	Taxable Income
Newfoundland	3331T	3332T
Prince Edward Island	3333T	3334T
Nova Scotia	3335T	3336T
New Brunswick	3337T	3338T
Québec	3339T	3340T
Ontario	3341T	3342T
Manitoba	3343T	3344T
Saskatchewan	3345T	3346T
Alberta	3347T	3348T
British Columbia	3349T	3350T
Yukon	3351T	3352T
Northwest Territories	3353T	3354T
Other Jurisdictions	3355T	3356T
Canada	3357T	3358T

7. GOVERNMENT FINANCE

Federal Public Sector Employment and Remuneration

-quarterly	
-monthly, by province or territory	2860
-annually, by census metropolitan areas	2861
Department of National Defence, military personnel and gross pay and allowances, monthly, by province, from March 1969	2720
Public Sector Employment and Remuneration	
-monthly, by province or territory	2863
Local Public Sector Employment and Remuneration	
-monthly, by province or territory	2864
-monthly, by census metropolitan areas	
Provincial, Territorial Government Employment, Wages and Salaries	2866

The Control and Sales of Alcoholic Beverages in Canada, Annual

Revenue of all governments specifically derived from the control, taxation and sale of alcoholic beverages for fiscal years ended March 31, from 1950	2728
Sales of alcoholic beverages by value and per capita 15 years and over for fiscal years ended March 31, from 1950	2730
Sales of alcoholic beverages by volume and per capita 15 years and over for fiscal years ended March 31, from 1950	2731

II - 16
INDUSTRIAL ORGANIZATION AND FINANCE

Federal Government Revenue and Expenditure for fiscal year ending March 31,
Annual, in millions of dollars.

Data originate from Federal Public Accounts and are presented on a Financial Management System basis. However, the application of Financial Management System concepts is such that differences exist between data presented in Public Accounts and Federal Government Revenue & Expenditure.

Federal Government Revenue and Expenditure	3318
Federal General Government Revenue and Expenditure	3315
Federal Non-Autonomous Pension Plans, Revenue and Expenditure	3316

Provincial Government Revenue and Expenditure- A
Provincial General Government Revenue and Expenditure-B for fiscal year ending March 31,
Annual in millions of dollars.

Data originate from Provincial/Territorial Public Accounts and Budgets and are presented on a Financial Management System basis. However, the application of Financial Management System concepts is such that differences exist between data presented in Public Accounts and Provincial Government Revenue and Expenditure.

	A	B
Canada	8476	3776
Newfoundland	8477	3777
Prince Edward Island	8478	3778
Nova Scotia	8479	3779
New Brunswick	8480	3780
Québec	8481	3781
Ontario	8482	3782
Manitoba	8483	3783
Saskatchewan	8484	3784
Alberta	8485	3785
British Columbia	8486	3786
Yukon	8487	3787
Northwest Territories	8488T	3788T
Northwest Territories	2869	2867
Nunavut	2870	2868

II - 17
INDUSTRIAL ORGANIZATION AND FINANCE

Local Government Revenue and Expenditure- A for year ending December 31,
Annual in thousands of dollars.

Local General Government Revenue and Expenditure- B for year ending December 31,
Annual, in thousands of dollars

Data are derived from a survey and are presented on a Financial Management System basis.

	A	B
Canada	8463	7093
Newfoundland	8464	7094
Prince Edward Island	8465	7095
Nova Scotia	8466	7096
New Brunswick	8467	7097
Québec	8468	7098
Ontario	8469	7099
Manitoba	8470	7100
Saskatchewan	8471	8489
Alberta	8472	8490
British Columbia	8473	8491
Yukon	8474	8492
Northwest Territories (includes Nunavut)	8475T	8493T
Northwest Territories	2871	2873
Nunavut	2872	2874

Consolidated Local and Provincial Government Revenue & Expenditure(Annual) year ending March 31
Data originate from Provincial and Local Government Revenue & Expenditure,
and are presented on a Financial Management System basis.

Canada	8181
Newfoundland	8182
Prince Edward Island	8183
Nova Scotia	8184
New Brunswick	8185
Québec	8186
Ontario	8187
Manitoba	8188
Saskatchewan	8189
Alberta	8190
British Columbia	8191
Yukon	8192
Northwest Territories (includes Nunavut)	8193T
Northwest Territories	2875
Nunavut	2876

Consolidated Federal, Provincial/Territorial and Local Government Revenue and Expenditure,
fiscal year ending March 31. Annual, millions of dollars.
Data originate from Federal, Provincial, and Local Government Revenue and Expenditure and
are presented on Financial Management System basis.

Revenue and Expenditure

3317

II - 18
INDUSTRIAL ORGANIZATION AND FINANCE

University and College Revenue and Expenditures, fiscal year ending March 31,
by province, Annual in millions of dollars

Newfoundland	6358
Prince Edward Island	6359
Nova Scotia	6360
New Brunswick	6361
Quebec	6362
Ontario	6363
Manitoba	6364
Saskatchewan	3328
Alberta	3329
British Columbia	3330
Canada	3327
Northwest Territories	2877

Provincial Non-autonomous Pension Plans Revenue and Expenditures, fiscal year ending March 31,
by province, Annual in millions of dollars

Canada	6345
Newfoundland	6346
Prince Edward Island	6347
Nova Scotia	6348
New Brunswick	6349
Quebec	6350
Ontario	6351
Manitoba	6352
Saskatchewan	6353
Alberta	6354
British Columbia	6355
Yukon	6356
Northwest Territories (including Nunavut)	6357T
Nunavut	2879
Northwest Territoires	2880
Canada Pension Plan Revenue and Expenditures, Annual	8194
Quebec Pension Plan Revenue and Expenditures, Annual	8195

Health and Social Services Revenue and Expenditures, fiscal year ending March 31,
Annual in Millions of Dollars

Canada	7080
Newfoundland	7081
Prince Edward Island	7082
Nova Scotia	7083
New Brunswick	7084
Quebec	7085
Ontario	7086
Manitoba	7087
Saskatchewan	7088
Alberta	7089
British Columbia	7090
Yukon	7091
Northwest Territories	7092T
Northwest Territories	2881

II - 19
INDUSTRIAL ORGANIZATION AND FINANCE

School Boards Revenue and Expenditures, fiscal year ending December 31
by province, Annual, in Thousands of Dollars

Canada	8450
Newfoundland	8451
Prince Edward Island	8452
Nova Scotia	8453
New Brunswick	8454
Quebec	8455
Ontario	8456
Manitoba	8457
Saskatchewan	8458
Alberta	8459
British Columbia	8460
Yukon	8461
Northwest Territories (includes Nunavut)	8462T
Nunavut	2883
Northwest Territories	2884

Data on federal government debt on a gross and net basis for the years 1900-1988. Selected components of the debt are also presented. Data for the years 1867-1899 are available from Public Institutions Division.

Federal, provincial, territorial & local government net and consolidated debt	3198
Federal government debt	3199

Federal Government Enterprise Finance Income and Expenditure, Annual	
for Total Federal Enterprises	3300
for Non-financial Enterprises	3301
for Total Financial Enterprises	3302
for Financial Monetary Authorities	3303
for Other Financial Enterprises	3304

Federal Government Enterprise Finance Unappropriated Surplus, Annual	
for Total Federal Enterprises	3305
for Non-financial Enterprises	3306
for Total Financial Enterprises	3307
for Financial Monetary Authorities	3308
for Other Financial Enterprises	3309

Federal Government Enterprise Finance - Balance Sheet, Annual	
for Total Federal Enterprises	3310
for Non-financial Enterprises	3311
for Total Financial Enterprises	3312
for Financial Monetary Authorities	3313
for Other Financial Enterprises	3314

II - 20
INDUSTRIAL ORGANIZATION AND FINANCE

Government Finance Balance Sheets, Federal, Provincial, Local and Consolidated.
Balance Sheet in millions of dollars, Annual

Federal Government	3200
Provincial and Territorial Governments	3201
Newfoundland Provincial Government	3202
Prince Edward Island Provincial Government	3203
Nova Scotia Provincial Government	3204
New Brunswick Provincial Government	3205
Québec Provincial Government	3206
Ontario Provincial Government	3207
Manitoba Provincial Government	3208
Saskatchewan Provincial Government	3209
Alberta Provincial Government	3210
British Columbia Provincial Government	3211
Yukon Territorial Government	3212
Northwest Territories Territorial Government	3213

Local Governments - Balance Sheet, Annual

Canada	3241
Newfoundland	3242
Prince Edward Island	3243
Nova Scotia	3244
New Brunswick	3245
Québec	3246
Ontario	3247
Manitoba	3248
Saskatchewan	3249
Alberta	3250
British Columbia	3251
Yukon	3252
Northwest Territories	3253

Consolidated Government Finance Balance Sheets, Annual

Canada	3254
Newfoundland	3255
Prince Edward Island	3256
Nova Scotia	3257
New Brunswick	3258
Québec	3259
Ontario	3260
Manitoba	3261
Saskatchewan	3262
Alberta	3263
British Columbia	3264
Yukon	3265
Northwest Territories	3266

II - 21
INDUSTRIAL ORGANIZATION AND FINANCE

Government Enterprises-Income and Expenditures, Balance Sheets

Provincial Government Enterprise Finance-Income and Expenditures, Annual	
Canada Total by Industry	3267
Total by Province	3269

Provincial Government Enterprise Finance-Balance Sheet, Annual	
Canada Total by Industry	3268
Total by Province	3270

Local Government Enterprise Finance-Income and Expenditures, Annual	
Canada Total by Industry	3271
Total by Province	3272

8. CHEQUES CASHED, (61-001-XPB)

Cheques Cashed in Clearing Centres, Monthly	101T
Cheques Drawn on the Receiver General, Canada and 9 Clearing Centres, Monthly	107T

9. CORPORATIONS AND LABOUR UNIONS RETURNS ACT (CALURA), Annual (61-220-XPB)
Major financial characteristics and ratios, by industry and control, level and share:

Food (including food retailing) beverages and tobacco	3275
Wood and Paper	3276
Energy	3277
Chemicals, Chemical Products & Textiles	3278
Metallic Minerals and Metal Products	3279
Machinery & Equipment, except Electrical	3280
Transportation Equipment	3281
Electrical & Electronic Products	3282
Construction & Real Estate	3283
Transportation Services	3284
Communications	3285
Deposit Accepting Intermediaries	3286
Investment & Holding Companies	3287
Consumer, Business Financing & other financial intermediaries	3289
Services	3290
Consumer Goods & Services	3291
Total non-Financial Industries	3292
Total Finance & Insurance Industries	3293
Total All Industries	3294
Total Finance & Insurance Industries (excluding	
Investment & Holding Companies)	3295
Total All Industries (excluding	
Investment & Holding Companies)	3296

II - 22
INDUSTRIAL ORGANIZATION AND FINANCE

Corporations and Labour Unions Returns Act (CALURA)

Annual (61-210-XPB)

Major Financial Characteristics (sales, assets, equity, profits, and taxable income), and enterprise and corporation counts, for leading enterprises and totals, by control, by industry for each of the years from 1975, based on Table 1 and 6 in the published catalogue. An enterprise is defined as a set of corporations under common control. Further information on the concepts and definitions used are available in the published catalogue, or may be obtained upon request from the Corporations Section, CALURA Industrial Organization and Finance Division. Detailed information on the corporations in specific enterprises may be found in Inter-corporate Ownership (61-517-XPB).

The first set of matrices shows aggregate concentration (the leading 25, 100, and 500 enterprises) and the impact of foreign controlled, Canadian private, and Canadian government enterprises. Leading enterprises were determined by aggregating sales of subsidiary corporations in non-financial industries. The impact of these leading enterprises within each of the nine industry divisions is also shown.

Leading 25 Enterprises - Total of non-financial corporations	7323T
Impact in Agriculture, Forestry and Fishing	7314T
Impact in Mining	7315T
Impact in Manufacturing	7316T
Impact in Construction	7317T
Impact in Utilities	7318T
Impact in Wholesale Trade	7319T
Impact in Retail Trade	7320T
Impact in Finance	7321T
Impact in Services	7322T

Leading 100 Enterprises - Total of non-financial corporations	7333T
Impact in Agriculture, Forestry and Fishing	7324T
Impact in Mining	7325T
Impact in Manufacturing	7326T
Impact in Construction	7327T
Impact in Utilities	7328T
Impact in Wholesale Trade	7329T
Impact in Retail Trade	7330T
Impact in Finance	7331T
Impact in Services	7332T

Leading 500 Enterprises - Total non-financial corporations	7343T
Impact in Agriculture, Forestry and Fishing	7334T
Impact in Mining	7335T
Impact in Manufacturing	7336T
Impact in Construction	7337T
Impact in Utilities	7338T
Impact in Wholesale Trade	7339T
Impact in Retail Trade	7340T
Impact in Finance	7341T
Impact in Services	7342T

II - 23
INDUSTRIAL ORGANIZATION AND FINANCE

CALURA- All Corporations - Total non-financial Industries	7353T
Total Agriculture, Forestry and Fishing	7344T
Total Mining	7345T
Total Manufacturing	7346T
Total Construction	7347T
Total Utilities	7348T
Total Wholesale Trade	7349T
Total Retail Trade	7350T
Total Finance	7351T
Total Services	7352T

II - 24
INDUSTRIAL ORGANIZATION AND FINANCE

This set of matrices show concentration by control in individual industries (at the 34 industry level and at the 182 industry level). Included in each matrix are the top 4, top 8 and total foreign-controlled enterprises, the top 4, top 8 and total Canadian-controlled private enterprises (excluding government), overall top 4 and top 8 enterprises (including government), total classified (CALURA-size) corporations, and total all corporations.

Agriculture, Forestry and Fishing Industries	
Agriculture, Forestry and Fishing	7280T
Agriculture	7101T
Forestry	7102T
Fishing and Trapping	7103T
Mining Industries	
Metal Mining	7281T
Gold Mines	7104T
Iron Mines	7105T
Other Metal Mining	7106T
Mineral Fuels	7282T
Coal Mines	7107T
Oil and Gas Wells	7108T
Other Mining	7283T
Non-Metal Mining	7109T
Quarries	7110T
Mining Services	7111T
Manufacturing Industries	
Food Manufacturing	7284T
Meat Products	7112T
Dairy Products	7113T
Fish Products	7114T
Fruit and Vegetable Canners	7115T
Grain Mills	7116T
Bakery Products	7117T
Other Food Products	7118T
Beverages	7285T
Soft Drinks	7119T
Distilleries	7120T
Breweries	7121T
Wineries	7122T
Tobacco Products	7286T
Rubber Products	7287T
Leather Products	7288T
Textile Mills	7289T
Cotton and Woolen Mills	7123T
Synthetic Textiles	7124T
Other Primary Textiles	7125T
Other Textile Products	7126T
Knitting Mills	7290T
Hosiery Mills	7127T
Other Knitting Mills	7128T
Clothing Industries	7291T
Men's Clothing	7129T
Women's Clothing	7130T
Fur Goods	7131T
Foundation Garments	7132T

II - 25
INDUSTRIAL ORGANIZATION AND FINANCE

Other Clothing	7133T
Wood Industries	7292T
Sawmills	7134T
Veneer and Plywood	7135T
Planing Mills	7136T
Wooden Boxes	7137T
Coffins and Caskets	7138T
Miscellaneous Wood Products	7139T
Furniture Industries	7293T
Household Furniture	7140T
Office Furniture	7141T
Other Furniture	7142T
Paper and Allied Industries	7294T
Pulp and Paper Mills	7143T
Paper Boxes and Bags	7144T
Other Paper Products	7145T
Printing, Publishing and Allied Industries	7295T
Commercial Printing	7146T
Engraving and Allied Industries	7147T
Publishing Only	7148T
Publishing and Printing	7149T
Primary Metals	7296T
Iron and Steel Mills	7150T
Iron Foundries	7151T
Smelting and Refining	7152T
Metal Fabricating	7297T
Boiler and Plate	7153T
Structural Steel	7154T
Ornamental Iron Works	7155T
Metal Stamping	7156T
Wire and Wire Products	7157T
Hardware and Tools	7158T
Heating Equipment	7159T
Machine Shops	7160T
Miscellaneous Metal Fabricating	7161T
Machinery	7298T
Agricultural Implements	7162T
Commercial Refrigeration	7163T
Other Machinery	7164T
Transport Equipment	7299T
Aircraft and Parts	7165T
Motor Vehicles and Parts	7166T
Truck Bodies	7167T
Miscellaneous Transport Equipment	7168T
Electrical Products	7300T
Small Appliances	7169T
Major Appliances	7170T
Radio and Television Receivers	7171T
Communications Equipment	7172T
Industrial Electrical Equipment	7173T
Battery Manufacturers	7174T
Miscellaneous Electrical Equipment	7175T
Non-Metallic Mineral Products	7301T

II - 26
INDUSTRIAL ORGANIZATION AND FINANCE

Cement Manufacturing	7176T
Concrete Manufacturing	7177T
Ready-Mix Concrete	7178T
Clay Products	7179T
Glass and Glass Products	7180T
Other Non-Metallic Mineral Products	7181T
Petroleum and Coal Products	7302T
Petroleum Refineries	7182T
Other Petroleum and Coal Products	7183T
Chemicals and Chemical Products	7303T
Fertilizers	7184T
Pharmaceuticals	7185T
Paint and Varnish	7186T
Soap and Cleaning Compounds	7187T
Toilet Preparations	7188T
Industrial Chemicals	7189T
Other Chemicals	7190T
Miscellaneous Manufacturing	7304T
Scientific and Professional Equipment	7191T
Jewellery and Silverware	7192T
Broom, Brush and Mop	7193T
Sporting Goods and Toys	7194T
Other Miscellaneous Manufacturing	7195T
Construction Industries	
Construction	7305T
Building Contractors	7196T
Highway and Bridge	7197T
Other Construction	7198T
Special Trade Contractors	7199T
Utilities Industries	
Transportation	7306T
Air Transport	7200T
Water Transport	7201T
Railways	7202T
Truck Transport	7203T
Bus Transport	7204T
Taxicabs	7205T
Pipelines	7206T
Other Transportation	7207T
Storage	7307T
Grain Elevators	7208T
Storage and Warehouses	7209T
Communication	7308T
Radio and Television	7210T
Telephones	7211T
Public Utilities	7309T
Electric Power	7212T
Gas Distribution	7213T
Other Utilities	7214T

II - 27
INDUSTRIAL ORGANIZATION AND FINANCE

Wholesale Trade Industries

Wholesale Trade	7310T
Livestock	7215T
Grain	7216T
Coal and Coke	7217T
Petroleum Products	7218T
Paper	7219T
General Merchandise	7220T
Food	7221T
Tobacco	7222T
Drug and Toilet Preparations	7223T
Apparel and Dry Goods	7224T
Furniture and Furnishings	7225T
Motor Vehicles and Parts	7226T
Electrical Machinery	7227T
Farm Machinery	7228T
Industrial Machinery	7229T
Hardware, Plumbing and Heating	7230T
Metal Products	7231T
Lumber and Building Products	7232T
Scrap and Waste Dealers	7233T
Other Wholesale Products	7234T

Retail Trade Industries

Retail Trade	7311T
Food Stores	7235T
Department Stores	7236T
Variety Stores	7237T
General Merchandise	7238T
Auto Accessories and Parts	7239T
Gasoline Service Stations	7240T
Motor Vehicle Dealers	7241T
Motor Vehicle Repair Shops	7242T
Shoe Stores	7243T
Men's Clothing Stores	7244T
Women's Clothing Stores	7245T
Dry Goods Stores	7246T
Hardware Stores	7247T
Furniture Stores	7248T
Electrical Appliances	7249T
Drug Stores	7250T
Book and Stationery Stores	7251T
Florist's Shops	7252T
Fuel Dealers	7253T
Jewellery Stores	7254T
Tobacconists	7255T
Other Retail Trade	7256T

INDUSTRIAL ORGANIZATION AND FINANCE

Finance Industries	
Financial Industries	7312T
Trust Companies	7257T
Mortgage Loan Companies	7258T
Banks	7259T
Sales Finance	7260T
Consumer Loans	7261T
Other Credit Agencies	7262T
Security Dealers	7263T
Mutual Funds	7264T
Other Investment Companies	7265T
Other Financial Agencies	7266T
Insurance and Real Estate Agencies	7267T
Real Estate Operators and Developers	7268T
Service Industries	
Services	7313T
Advertising	7269T
Engineering and Scientific Services	7270T
Other Business Services	7271T
Community and Public Services	7272T
Motion Pictures and Theatres	7273T
Bowling Alleys	7274T
Other Recreational Services	7275T
Laundries, Cleaners, Pressers	7276T
Hotels	7277T
Funeral Directors	7278T
Other Services	7279T

10. STOCK EXCHANGE STATISTICS

Montréal and Canadian Stock Exchange Statistics Monthly	152
Toronto Stock Exchange Statistics, Monthly	153

11. FEDERAL GOVERNMENT REVENUES AND EXPENDITURES

Federal Government Budgetary Revenues, Monthly		156T
Federal Government Budgetary Expenditures, Monthly		201T
Federal Government Revenues and Expenditures, Monthly		157T
Federal Government Revenues and Expenditures, Monthly	151	154T 155T

II - 29
INDUSTRIAL ORGANIZATION AND FINANCE

12. BANK OF CANADA REVIEW, (Bank of Canada)

a. Banking Statistics

BANK OF CANADA, Millions of dollars, Unadjusted for Seasonality

Assets and Liabilities - Average of Wednesdays	911
Assets and Liabilities - Month-end	912

CHARTERED BANKS, Millions of dollars, Unadjusted for Seasonality

Assets and Liabilities - Wednesdays and Average of Wednesdays	913
Assets and Liabilities - Excluding Investment Dealer Subsidiaries	
Wednesdays and Average of Wednesdays	2524
Assets and Liabilities - Month-end	914
Canadian Cash Reserves and Liquid Assets, Monthly	915
Quarterly Classification of Canadian Dollar Non-mortgage	
Loans at Quarter-end	936
Quarterly Classification of Foreign Currency Non-mortgage	
Loans and End of Period	
Quarterly Classification of Loans to Non-financial Corporations,	937
by Currency and by Type and Size of Authorization	938T
Total claims booked worldwide vis-a-vis non-residents,	
at End of Period, quarterly	900
Total deposits booked worldwide vis-a-vis non-residents,	
at End of Period, quarterly	901
Regional Distribution of Assets, Quarterly	939
Regional Distribution of Liabilities, Quarterly	940
Credit Measures, Million of Dollars, Monthly	904
Chartered Banks, Mortgage Loan Report	905
Total Foreign Currency Assets and Liabilities - Month-end	920
Foreign Currency Assets Booked in Canada - Quarter and Month-end	930
Foreign Currency Liabilities Booked in Canada - Quarter and Month-end	931
Foreign Currency Net Assets Booked in Canada - Quarter and Month-end	932
Currency Outside Banks and Chartered Bank Deposits,	
Average of Wednesdays and Month-end	921
Selected Seasonally Adjusted Series, Chartered Bank	
Assets and Liabilities and Monetary Aggregates, Monthly	919

II - 30
INDUSTRIAL ORGANIZATION AND FINANCE

b. Capital Market and Interest Rates

Government of Canada Direct and Guaranteed Securities, Quarter and Month-end		923
Government of Canada Direct and Guaranteed Bonds - par value		2557
Gross New Issues, Retirements and Net New Issues, Par Value Quarterly		2551
Net New Security Issues, Payable in Canadian and Foreign Currencies, Par Value Quarterly		2552
Net New Issues, Payable in Canadian Dollars Monthly		2558
Net New Issues, Payable in U.S. and Foreign Currencies Monthly		2559
Estimated Treasury Bills and Other Short-Term Paper Outstanding (Excluding Government of Canada), Month-end		2550
Short-Term Business Credit, Raw and Seasonally Adjusted Average of Wednesdays and Average of Month-end		2567
Stock Market Statistics-Canada and U. S. Monthly		925
Commodity Price Index, Monthly		902
Consumer Price Indexes, excluding indirect taxes, contribution of indirect taxes to percentage changes in CPI, monthly		903
Canadian Stock Market - Price Indexes (1975=100) Monthly		2566
Selected Canadian Bond Yield Averages and Other Interest Rates Weekly		2526
Selected International Bond Yield Averages and Other Interest Rates, Weekly		2527
Selected Canadian Bond Yield Averages and Other Interest Rates Monthly		2560
Selected International Bond Yield Averages and Other Interest Rates, Monthly		2545

c. Financial Institutions & other Banks

Non-depository credit intermediation		908
Canadian Investment Transactions of Sixteen Life Insurance Companies, Monthly	916	924T
Local Credit Unions and Caisses Populaires, Estimated Assets and Liabilities, End of Period Quarterly		2564
Québec Savings Banks - Assets and Liabilities, Month-end		922T
Consumer Credit: Balance Outstanding of Selected Holders		2569
Trust and Mortgage Loan Companies excl. Bank Mortgage subsidiaries, Monthly Statement of Estimated Assets and Liabilities	917	2530T
Mortgage Loan Companies Associated with Chartered Banks: Monthly Statement of Estimated Assets and Liabilities		2531T
Residential Mortgage Credit: Outstanding Balance of Major Private Institutional Lenders Monthly		2570
Sales Finance and Consumer Loan Companies: Monthly Statement of Estimated Assets and Liabilities		907T
Sales Finance and Consumer Loan Companies: Monthly Statement of Estimated Assets and Liabilities	918T	2565T
Bank of Canada Composite of Jobber Money Market Rates Monthly	941	
Bank of Canada-Positions of the members of the Canadian Payments Association	2568	2562T
Bank of Canada, Buy-Back Transactions		2563T

II - 31
INDUSTRIAL ORGANIZATION AND FINANCE

d. General Economic Statistics

Capacity Utilization Rates Monthly	927T
Indexes of Labour Income and Profits per Unit of Output, Quarterly and Annual	2544

e. External Trade and International Statistics


Foreign Exchange Rates, in Canadian Dollars, monthly	926
Foreign Exchange Rates, in Canadian Dollars, daily	2525
Foreign Exchange Rates, in Canadian Cents, monthly and quarterly	933
Canada's Official International Reserves, monthly	2553
Commodity Classification of merchandise paasche price index	
- exports (1981=100)	2522T
- exports (1986=100)	928 934T
- imports (1981=100)	2523T
- imports (1986=100)	929 935T
Merchandise Commodity Classification - Value, Seasonally	
Adjusted at Annual Rates	
- exports	909
- imports	910

13. BUSINESS REGISTER, Quarterly

Number of remitting payroll deduction accounts for Canada, and the provinces from the first quarter of 1980, adjusted for seasonal variation	1420
---	------

14. SCOTIA-MCLEOD Indices, Monthly

Scotia-McLeod Debt Market Indices	897
Scotia-McLeod Euro Canadian Bond Market Indices	898



II - 33
INDUSTRIAL ORGANIZATION AND FINANCE

RELATED CANSIM II TABLES

ACTIVE

176-0001	Commodity price index, United States dollar terms, monthly
176-0002	Commodity price index, United States dollar terms, weekly
176-0003	Consumer price index (CPI) statistics, alternative measures, unadjusted and seasonally adjusted, monthly
176-0004	Income and profits per unit of output, seasonally adjusted, quarterly
176-0005	Income and profits per unit of output, annual
176-0006	Merchandise exports classified by commodity, Paasche Price Index (1992=100, seasonally adjusted), 1992 and current dollars (seasonally adjusted at annual rates), quarterly
176-0007	Merchandise imports classified by commodity, Paasche Price Index (1992=100, seasonally adjusted), 1992 and current dollars (seasonally adjusted at annual rates), quarterly
176-0008	Bank of Canada, assets and liabilities, average of Wednesdays, monthly
176-0009	Bank of Canada, assets and liabilities, Wednesdays, weekly
176-0010	Bank of Canada, assets and liabilities, at month-end, monthly
176-0011	Chartered banks, assets and liabilities, monthly average, monthly
176-0012	Chartered banks, assets and liabilities, Wednesdays, weekly
176-0013	Chartered banks, total claims and liabilities booked worldwide vis-à-vis non-residents, quarterly
176-0014	Chartered banks, mortgage loans report, end of period, quarterly
176-0015	Chartered banks, assets and liabilities, at month-end, monthly
176-0016	Chartered banks, classification of non-mortgage loans, at end of period, quarterly
176-0017	Chartered banks, foreign currency assets and liabilities, at month-end, monthly
176-0018	Chartered banks, foreign currency booked in Canada, month end, monthly
176-0019	Chartered banks, foreign currency booked in Canada, quarter end, quarterly
176-0020	Currency outside banks and chartered bank deposits, monthly average, monthly
176-0021	Government of Canada direct and guaranteed securities and loans, at quarter-end, quarterly
176-0022	Government of Canada direct and guaranteed securities and loans, monthly
176-0023	Selected credit measures, monthly average or average at month-ends, unadjusted unless otherwise noted, monthly
176-0024	Life insurers, including accident, sickness branches and segregated funds, quarterly
176-0025	Chartered bank assets and liabilities and monetary aggregates, monthly average, seasonally adjusted, monthly
176-0026	Local credit unions and caisses populaires: quarterly statement of estimated assets and liabilities, end of period, quarterly
176-0027	Selected credit measures, monthly
176-0028	Trust and mortgage loan companies excluding bank trust and mortgage subsidiaries: quarterly statement of estimated assets and liabilities, end of period, quarterly
176-0030	Bank of Canada, positions of members of the Canadian Payments Association and buy-back transactions with primary dealers, monthly
176-0031	Bank of Canada, positions of members of the Canadian Payments Association and buy-back transactions with primary dealers, weekly
176-0032	Credit measures, monthly
176-0033	Government of Canada, direct and guaranteed bonds, par value, monthly
176-0034	Gross new issues, retirements and net new issues, par value, quarterly
176-0035	Net new security issues placed in Canada and abroad, quarterly
176-0037	Gross new bond issues and retirements, monthly
176-0038	Gross new bonds issues and retirements, quarterly
176-0039	Corporate short-term paper outstanding, monthly

II - 34
INDUSTRIAL ORGANIZATION AND FINANCE

RELATED CANSIM II TABLES

ACTIVE

176-0040	Corporate short-term paper outstanding, quarterly
176-0041	Financial market statistics, as at Wednesday unless otherwise stated, weekly
176-0042	Selected United States dollar interest rates, Wednesdays, weekly
176-0043	Financial market statistics, last Wednesday unless otherwise stated, monthly
176-0044	Selected United States dollar interest rates, Wednesdays, monthly
176-0045	Chartered banks, regional distribution of assets and liabilities, at end of period, Canada, provinces and international, quarterly
176-0046	Stock market statistics, Canada and United States, monthly
176-0047	Toronto Stock Exchange statistics, monthly
176-0048	Bank of Canada, money market and other interest rates, daily
176-0049	Foreign exchange rates, United States and United Kingdom, monthly
176-0051	Canada's official international reserves, millions of United States dollars, monthly
176-0064	Foreign exchange rates in Canadian dollars, monthly
176-0067	Foreign exchange rates in Canadian dollars, daily
176-0068	Non-depository credit intermediation, quarterly statement of assets and liabilities, quarterly
177-0001	Consumer bankruptcies, annual
177-0002	Business bankruptcies and liabilities, by type of industry, annual
177-0003	Consumer bankruptcies, monthly
177-0004	Business bankruptcies and liabilities, by type of industry, monthly
178-0001	Number of remitting payroll deduction accounts, seasonally adjusted, quarterly
179-0001	Corporations Returns Act, (CRA), major financial variables, annual
180-0001	Financial and taxation statistics for enterprises, annual
182-0001	Deposit-accepting institutions, activities and economic performance, production in current prices, annual
183-0002	Public sector employment, wages and salaries, monthly
183-0003	Federal government employment, wages and salaries in census metropolitan areas, for the month of September, annual
183-0004	Department of National Defence, military personnel and gross pay and allowances, monthly
183-0005	Net income of liquor authorities and provincial and territorial government revenue, fiscal years ended March 31, annual
183-0006	Sales of alcoholic beverages by volume, value and per capita 15 years and over, fiscal years ended March 31, annual
183-0013	Government of Canada budgetary revenues and expenditures for fiscal year 2000-2001, monthly
184-0001	Montreal stock exchange statistics, monthly
184-0002	Toronto stock exchange statistics, monthly
186-0001	Benefit payments of all life insurance companies, quarterly
186-0002	Ordinary sales results of life insurance in Canada (30 companies participating), quarterly
187-0001	Balance sheet and income statement, by North American Industry Classification System (NAICS), quarterly
187-0002	Statement of change in financial position, by North American Industry Classification System (NAICS), unadjusted unless otherwise specified, quarterly
188-0001	ScotiaMcLeod, debt market indices, monthly
188-0002	ScotiaMcLeod, Euro Canadian bond market indices, monthly

II - 35
INDUSTRIAL ORGANIZATION AND FINANCE

RELATED CANSIM II TABLES

TERMINATED

176-0029	Sales finance companies: quarterly statement of estimated assets and liabilities, end of period, quarterly
176-0036	Currency outside banks and chartered bank deposits, Wednesdays, weekly
176-0050	Foreign exchange rates, United States, quarterly
176-0052	Chartered banks, assets excluding investment dealer subsidiaries, average of Wednesdays, monthly
176-0053	Chartered banks, assets excluding investment dealer subsidiaries, Wednesdays, weekly
176-0054	Chartered banks, Canadian cash reserves and liquid assets, monthly
176-0055	Canadian investment transactions of sixteen life insurance companies, monthly
176-0056	Quebec savings banks, assets and liabilities, at month-end, monthly
176-0057	Trust and mortgage loan companies, excluding bank trust and mortgage subsidiaries, estimated assets and liabilities, at month-end, monthly
176-0058	Capacity utilization rates (Bank of Canada calculated series), seasonally adjusted, quarterly
176-0059	Merchandise exports classified by commodity, Paasche Price Index (1981 and 1986), balance of payments basis, quarterly
176-0060	Merchandise imports classified by commodity, Paasche Price Index (1981 and 1986), balance of payments basis, quarterly
176-0061	Positions of the directly clearing members of the Canadian Payments Association with the Bank of Canada, monthly
176-0062	Bank of Canada buy-back transactions with investment dealers and chartered banks, monthly
176-0063	Chartered banks, classification of loans to non-financial corporations and unincorporated business, by type and size of authorization, at end of period, quarterly
176-0065	Sales finance and consumer loan companies, prior to 1991, monthly statement of estimated assets and liabilities, monthly
176-0066	Sales finance companies: quarterly statement of estimated assets and liabilities, monthly
177-0005	Business bankruptcies and liabilities, by type of industry, monthly
179-0002	Corporation and Labour Unions Returns Act (CALURA), concentration by control in individual industries, annual
179-0003	Corporation and Labour Unions Returns Act (CALURA), major financial characteristics for leading enterprises, annual
180-0002	Financial statistics, detailed balance sheet and income and retained earnings, by industry based on the Standard Industrial Classification, 1960 (SIC), annual
181-0001	Corporation taxation statistics, by major industry group, annual
181-0002	Provincial allocation of corporate taxable income, by industry, annual
183-0001	Government of Canada budgetary revenues and expenditures for fiscal year 1999-2000, monthly
183-0007	Federal government budgetary revenues, monthly
183-0008	Federal government expenditures, by principal classes, monthly
183-0009	Government of Canada budgetary revenues and expenditures, monthly
183-0010	Government of Canada budgetary revenues and expenditures for fiscal year 1998-1999, monthly
183-0011	Government of Canada budgetary revenues and expenditures for fiscal year 1997-1998, monthly
183-0012	Government of Canada budgetary revenues and expenditures for fiscal year 1996-1997, monthly
185-0001	Property and casualty insurance companies statements of estimated assets, liabilities and shareholders' equity, quarterly
185-0002	Property and casualty insurance companies statements of estimated revenues and expenses, quarterly
185-0003	Property and casualty insurance companies statements of estimated retained earnings and head office accounts, quarterly
185-0004	Property and casualty insurance companies statements of estimated changes in financial position, quarterly

II - 36
INDUSTRIAL ORGANIZATION AND FINANCE

RELATED CANSIM II TABLES

TERMINATED

185-0005	Trust companies statements of estimated assets, liabilities and shareholders' equity, quarterly
185-0006	Trust companies statements of estimated revenues and expenses, quarterly
185-0007	Trust companies statements of estimated retained earnings, quarterly
185-0008	Trust companies statements of estimated mortgage and investment reserves and reserve funds, quarterly
185-0009	Trust companies statements of estimated changes in financial position, quarterly
185-0010	Mortgage companies statements of estimated assets, liabilities and shareholders' equity, quarterly
185-0011	Mortgage companies statements of estimated revenues and expenses, quarterly
185-0012	Mortgage companies statements of estimated retained earnings, quarterly
185-0013	Mortgage companies statements of estimated mortgage and investment reserves and reserve funds, quarterly
185-0014	Mortgage companies statements of estimated changes in financial position, quarterly
185-0015	Local credit unions statements of estimated assets, liabilities and members' equities, quarterly
185-0016	Central credit unions statements of estimated assets, liabilities and members' equities, quarterly
185-0017	Financial corporations statements of estimated assets, liabilities and shareholders' equity, quarterly
185-0018	Investment funds statements of estimated assets, liabilities and shareholders' equity, quarterly
185-0019	Investment funds, investment portfolio at market value, quarterly
185-0020	Investment funds statements of estimated revenues and expenses, quarterly
185-0021	Investment funds statements of estimated retained earnings, quarterly
185-0022	Investment funds statements of estimated share capital and contributed surplus, quarterly
185-0023	Investment funds statements of estimated changes in financial position, quarterly
185-0024	Closed-end funds statements of estimated assets, liabilities and shareholders' equity, quarterly
185-0025	Closed-end funds, investment portfolio at market value, quarterly
185-0026	Closed-end funds statements of estimated revenues and expenses, quarterly
185-0027	Closed-end funds statements of estimated retained earnings, quarterly
185-0028	Closed-end funds statements of estimated changes in financial position, quarterly
185-0029	Investment dealers statements of estimated assets, liabilities and shareholders' equity, quarterly
185-0030	Mortgage accounts of trust companies, mortgage companies, and real estate investment trusts, quarterly
185-0031	Estimated mortgages outstanding by selected financial institutions, quarterly
186-0003	Ordinary sales results of life insurance in Canada (30 companies participating), monthly
186-0004	Life insurance sales, monthly
187-0003	Financial statistics for enterprises, balance sheet and income statement, based on Standard Industrial Classification for Companies and Enterprises, 1980 (SIC-E), quarterly
187-0004	Financial statistics for enterprises, statement of change in financial position, based on Standard Industrial Classification for Companies and Enterprises, 1980 (SIC-E), quarterly
187-0005	Statement of assets, liabilities and shareholders' equity for companies having \$10 million or more of total assets, by industry based on the Standard Industrial Classification, 1960 (SIC), quarterly
187-0006	Statement of income and capital expenditures for companies having \$10 million or more of total assets, by industry based on the Standard Industrial Classification, 1960 (SIC), quarterly
187-0007	Statement of income, estimate for entire universe of corporations, by industry based on the Standard Industrial Classification, 1960 (SIC), quarterly
187-0008	Statement of retained earnings and schedule of investments for companies having \$10 million or more of total assets, by industry based on the Standard Industrial Classification, 1960 (SIC), quarterly
189-0001	Cheques cashed in clearing centers, monthly
189-0002	Cheques drawn on the Receiver General for Canada, monthly

III - 1
INTERNATIONAL TRADE

Statistics on international movements of commodities are presented in this section. The monthly values of imports and exports are broken down by commodities and individual countries or geographic regions. Monthly quantities traded in specified units, are also available for selected commodities. Another group of matrices carry import and export price and volume indexes.

SUBJECT MATTER	CONTACT	TELEPHONE
Summary of International Trade	Mr. R. Gordon.....	(613)951-9797
1. Country		
2. Commodity		
3. Volume		
4. Merchandise Trade (Customs Basis)		
5. Merchandise Trade (Balance of Payments Basis)		

FURTHER REFERENCES

for	see
Exports of Primary Goods	Agriculture and Food
Foreign Exchange Rates	Industrial Organization and Finance
U.S. Foreign Trade	International Trade

III - 2
INTERNATIONAL TRADE

SUMMARY OF CANADIAN INTERNATIONAL TRADE, (65-001-XPB)

1. COUNTRY

These three matrices contain series for individual countries, geographic regions and selected groups of countries. Data points are monthly raw figures in thousands of dollars.

Imports from individual countries	3887	3652T
Total Exports to individual countries	3686	
Domestic Exports to individual countries	3687	

2. COMMODITY

The time series within each of these matrices are the commodity Categories covered in tables M-3 or X-3 of the Summary of International Trade (65-001-XPB) monthly with various sub-total series including those published in the Canadian Economic Observer. Data points are monthly raw figures in thousands of dollars.

	IMPORTS	EXPORTS
Merchandise Trade with all countries	3888	3653T 3688
Merchandise Trade with E.E.C.(86)	3889	3654T 3689
Merchandise Trade with other O.E.C.D.	3890	3655T 3690
Merchandise Trade with other America	3891	3656T 3691
Merchandise Trade with other Countries	3892	3657T 3692
Merchandise Trade with United Kingdom	3893	3658T 3693
Merchandise Trade with Belgium	3894	3659T 3694
Merchandise Trade with France	3895	3660T 3695
Merchandise Trade with Germany	3896	3661T 3696
Merchandise Trade with Italy	3897	3662T 3697
Merchandise Trade with Netherlands	3898	3663T 3698
Merchandise Trade with Norway	3899	3664T 3699
Merchandise Imports from Sweden	3900	3665T
Merchandise Imports from Switzerland	3901	3666T
Merchandise Exports to U.S.S.R.		3700T
Merchandise Imports from Iran	3902	3667T
Merchandise Imports from Saudi Arabia	3903	3668T
Merchandise Imports from Nigeria	3904	3669T
Merchandise Trade with South Africa	3905	3670T 3701
Merchandise Imports from Hong Kong	3906	3671T
Merchandise Exports to India		3702
Merchandise Exports to China		3703
Merchandise Trade with Japan	3907	3672T 3704
Merchandise Imports from Taiwan	3908	3673T
Merchandise Trade with Australia	3909	3674T 3705
Merchandise Exports to Argentina		3706
Merchandise Trade with Brazil	3910	3675T 3707
Merchandise Exports to Peru		3708
Merchandise Trade with Venezuela	3911	3676T 3709
Merchandise Exports to Cuba		3710
Merchandise Trade with Mexico	3912	3677T 3711
Merchandise Exports to Puerto Rico		3712T
Merchandise Trade with U.S.A.	3913	3678T 3713
Merchandise Exports to Russia by Commodities		3720

III - 3
INTERNATIONAL TRADE

3. VOLUME

The components of these series are published in Exports by Commodities, (65-004-XPB), and Imports by Commodities, (65-007-XPB).

Volume of trade for Selected Commodities	3718T	3719T
Selected Commodities	21T	22T
Merchandise by Commodities	204T	203T

4. MERCHANDISE TRADE (CUSTOMS BASIS)

Data prior to base year are secure.

	IMPORTS		EXPORTS	
	(92=100)	(86=100)	(92=100)	(86=100)
A. Import and Export Price Indexes (trade with the United States)				
Current-weighted (Paasche) price indexes	8444	3626T	8446	3628T
Fixed-weighted (Laspeyres) price indexes	8445	3627T	8447	3629T
The trade price and volume indexes (1981=100) for the period 1981 to 1990				
Current-weighted (Paasche) price indexes		3639T		3641T
Fixed-weighted (Laspeyres) price indexes		3640T		3642T
B. Import and Export Price Indexes (trade with all countries and with the United States) (1971=100) for the period 1968 to 1985				
Current-weighted (Paasche) price indexes		3680T		3715T
Fixed-weighted (Laspeyres) price indexes		3681T		3716T
Fixed-weighted (Laspeyres) volume indexes		3682T		3717T
C. Monthly trade values, by principal trading areas and by Section of the Import and Export Commodity Classification				
		3679T		3714T
D. Domestic Exports by Province of Origin				
Domestic Imports by Province of Clearance			3630	
			3631	

III - 4
INTERNATIONAL TRADE

5. MERCHANDISE TRADE (BALANCE OF PAYMENTS BASIS)

Data prior to base year are secure.

Import and Export Price and Volume Indexes raw and seasonally adjusted (trade with all countries).
The 1986=100 trade price and volume indexes are available for the period 1986 to date.

	IMPORTS		EXPORTS	
	(92=100)	(86=100)	(92=100)	(86=100)
Current-weighted (Paasche) price indexes	8430	3611T	8433	3614T
Fixed-weighted (Laspeyres) volume indexes	8431	3612T	8434	3615T
Fixed-weighted (Laspeyres) price indexes	8432	3613T	8435	3616T
Current-weighted (Paasche) price indexes	8438	3620T	8441	3623T
Fixed-weighted (Laspeyres) volume indexes	8439	3621T	8442	3624T
Fixed-weighted (Laspeyres) price indexes	8440	3622T	8443	3625T

The 1981=100 trade price and volume indexes are available for the period 1981 to 1990.

Current-weighted (Paasche) price indexes	3633T	3636T
Fixed-weighted (Laspeyres) volume indexes	3634T	3637T
Fixed-weighted (Laspeyres) price indexes	3635T	3638T

The 1971=100 trade price and volume indexes are available for the period 1971 to 1985.

Current-weighted (Paasche) price indexes	3649T	3683T
Fixed-weighted (Laspeyres) price indexes	3643T	3644T
Fixed-weighted (Laspeyres) volume indexes	3650T	3684T

Customs basis by 64 major groups, and for six principal trading areas, based on the standard commodity classification	3618	3619
---	------	------

All countries values by section and commodity groupings, for six principal trading areas, raw and seasonally adjusted	3651	3685
---	------	------

III - 5
INTERNATIONAL TRADE

RELATED CANSIM II TABLES

ACTIVE

226-0001	Exports, by commodities and destination, monthly
226-0002	Imports, by commodities and destination, monthly
227-0001	Total and domestic exports to individual countries, monthly
227-0002	Merchandise imports from individual countries and areas of origin, monthly
228-0001	Merchandise imports and exports, by major groups and principal trading areas for all countries, monthly
228-0002	Merchandise imports and exports, by major groups and principal trading areas for all countries, quarterly
228-0003	Merchandise imports and exports, by major groups and principal trading areas for all countries, annual
228-0004	Merchandise imports and exports balance of payments and customs-based price and volume indexes for all countries, monthly
228-0005	Merchandise imports and exports balance of payments and customs-based price and volume indexes for all countries, quarterly
228-0006	Merchandise imports and exports balance of payments and customs-based price and volume indexes for all countries, annual
228-0007	Merchandise imports and exports customs-based indexes, Canada and United States trade and Standard International Trade Classification (SITC) indexes for all countries and United States, monthly
228-0008	Merchandise imports and exports customs-based indexes, Canada and United States trade and Standard International Trade Classification (SITC) indexes for all countries and United States, quarterly
228-0009	Merchandise imports and exports customs-based indexes, Canada and United States trade and Standard International Trade Classification (SITC) indexes for all countries and United States, annual

III - 6
INTERNATIONAL TRADE

RELATED CANSIM II TABLES

TERMINATED

226-0003	Selected commodity imports, by volume, monthly
226-0004	Selected commodity exports, by volume, monthly
226-0005	Commodity imports, by volume, monthly
226-0006	Commodity exports, by volume, monthly
226-0007	Merchandise imports and exports, by commodity, monthly
226-0008	Merchandise imports from individual countries and areas, monthly
226-0009	Merchandise trade, imports by commodities, monthly
226-0010	Merchandise exports to Union of Soviet Socialist Republics (U.S.S.R.) and Puerto Rico, by commodity, monthly
228-0010	Merchandise imports and exports balance of payments and customs-based price and volume indexes for all countries, monthly
228-0011	Merchandise imports and exports balance of payments and customs-based price and volume indexes for all countries, quarterly
228-0012	Merchandise imports and exports balance of payments and customs-based price and volume indexes for all countries, annual
228-0013	Merchandise imports and exports balance of payments-based price and volume indexes for all countries, monthly
228-0014	Merchandise imports and exports balance of payments-based price and volume indexes for all countries, quarterly
228-0015	Merchandise imports and exports balance of payments-based price and volume indexes for all countries, annual
228-0016	Merchandise imports and exports balance of payments-based price and volume indexes for all countries, monthly
228-0017	Merchandise imports and exports balance of payments-based price and volume indexes for all countries, quarterly
228-0018	Merchandise imports and exports balance of payments-based price and volume indexes for all countries, annual
228-0019	Merchandise imports and exports customs-based price indexes, Canada and United States trade, and Standard International Trade Classification (SITC) indexes for all countries and United States, monthly
228-0020	Merchandise imports and exports customs-based price indexes, Canada and United States trade, and Standard International Trade Classification (SITC) indexes for all countries and United States, quarterly
228-0021	Merchandise imports and exports customs-based price indexes, Canada and United States trade, and Standard International Trade Classification (SITC) indexes for all countries and United States, annual
228-0022	Merchandise imports and exports customs-based price indexes, Canada and United States trade, and Standard International Trade Classification (SITC) indexes for all countries and United States, monthly
228-0023	Merchandise imports and exports customs-based price indexes, Canada and United States trade, and Standard International Trade Classification (SITC) indexes for all countries and United States, quarterly
228-0024	Merchandise imports and exports customs-based price indexes, Canada and United States trade, and Standard International Trade Classification (SITC) indexes for all countries and United States, annual
228-0025	Merchandise imports and exports customs-based price indexes, monthly
228-0026	Merchandise imports and exports customs-based price indexes, quarterly
228-0027	Merchandise imports and exports customs-based price indexes, annual
228-0028	Laspeyres fixed weighted imports and exports volume indexes, monthly
228-0029	Laspeyres fixed weighted imports and exports volume indexes, quarterly
228-0030	Laspeyres fixed weighted imports and exports volume indexes, annual
228-0031	Import trade values, customs-based, by principal trading areas, monthly
228-0032	Export trade values, customs-based, by principal trading areas, monthly
228-0033	Domestic imports, customs-based, by province of clearance, monthly
228-0034	Domestic exports, customs-based, by province of origin, monthly

INVESTMENT AND CAPITAL STOCK

Construction statistics cover a wide spectrum of data, from the measure of output of the construction industry at its most aggregate level (National Wealth and Capital Stock) on through to its inputs (building materials) at a more detailed level. National Wealth and Capital Stock include annual estimates of the stocks and flows of fixed non-residential capital in Canada by major industries both in constant and current dollar valuation. Capacity Utilization Rates in manufacturing comparing output with capacity are available by major S.I.C. industry groups. Annual estimates of Capital and Repair Expenditures on construction for up to 70 different structure types, by province and industrial sector, are included. The results of the Investment Intentions Survey from about 22,000 respondents in Canadian businesses, institutions and others provide the estimates for total outlay for construction and for acquisition of producers' machinery and equipment. Housing starts, building permits and shipments of building materials complete the offering.

SUBJECT MATTER	CONTACT	TELEPHONE
1.National Wealth and Capital Stock	Mr. R. Landry.....	(613)951-2579
2.Capacity Utilization Rates in Canadian Manufacturing	"	"
3.Capital and Repair Expenditures on Construction	Mr. G. Paquette	(613)951-9818
4.Private and Public Investment in Canada, Outlook in Canada, Mid-Year Review	"	"
5.Housing Statistics	Mr. M. Labonte.....	(613)951-9690
6.Building Permits	"	"
7.Central Mortgage and Housing Corporation	Mr. H. Mulder	(613)748-2360

FURTHER REFERENCES

for	see
Construction Price Statistics	Prices and Price Indexes
Building Materials	Manufacturing, Energy and Domestic Trade

INVESTMENT AND CAPITAL STOCK

NATIONAL WEALTH AND CAPITAL STOCK - NAICS 1997

Flows and Stocks of fixed non-residential capital in Canada from 1955

Annually in millions of (A) current dollars (B) constant dollars

	A	B
Total all Industries	13100	13400
Agriculture, Forestry, Fishing and Hunting	13101	13401
Crop Production	13102	13402
Animal Production	13103	13403
Forestry and Logging	13104	13404
Fishing, Hunting and Trapping	13105	13405
Support Activities for Agriculture and Forestry	13106	13406
Mining and Oil and Gas Extraction	13107	13407
Oil and Gas Extraction	13108	13408
Conventional Oil and Gas Extraction	13109	13409
Non-conventional Oil Extraction	13110	13410
Mining (except Oil and Gas)	13111	13411
Coal Mining	13112	13412
Bituminous Coal Mining	13113	13413
Sub-Bituminous Coal Mining	13114	13414
Lignite Coal Mining	13115	13415
Metal Ore Mining	13116	13416
Iron Ore Mining	13117	13417
Gold and Silver Ore Mining	13118	13418
Lead-Zinc Ore Mining	13119	13419
Nickel-Copper Ore Mining	13120	13420
Copper-Zinc Ore Mining	13121	13421
Uranium Ore Mining	13122	13422
All Other Metal Ore Mining	13123	13423
Non-metallic Mineral Mining and Quarrying	13124	13424
Stone Mining and Quarrying	13125	13425
Sand, Gravel, Clay and Ceramic and Refractory Minerals Mining and Quarrying	13126	13426
Asbestos Mining	13127	13427
Gypsum Mining	13128	13428
Potash Mining	13129	13429
Peat Extraction	13130	13430
All Other non-metallic Mineral Mining and Quarrying	13131	13431
Support Activities for Mining and Oil and Gas Extraction	13132	13432
Utilities	13133	13433
Electric Power Generation Transmission and Distribution	13134	13434
Natural Gas Distribution	13135	13435
Water, Sewage and other Systems	13136	13436
Construction	13137	13437
Manufacturing	13138	13438
Food Manufacturing	13139	13439
Animal Food Manufacturing	13140	13440
Grain and Oilseed Milling	13141	13441
Sugar and Confectionery Product Manufacturing	13142	13442
Fruit and Vegetable Preserving and Specialty Food Manufacturing	13143	13443
Dairy Product Manufacturing	13144	13444

INVESTMENT AND CAPITAL STOCK

Meat Product Manufacturing	13145	13445
Seafood Product Preparation and Packaging	13146	13446
Bakeries and Tortilla Manufacturing	13147	13447
Other Food Manufacturing	13148	13448
Beverage and Tobacco Product Manufacturing and Leather and Allied Product Manufacturing	13149	13449
Soft Drink and Ice Manufacturing	13150	13450
Breweries	13151	13451
Wineries	13152	13452
Distilleries	13153	13453
Tobacco Manufacturing	13154	13454
Textile Mills	13155	13455
Fibre, Yarn and Thread Mills	13156	13456
Fabric Mills	13157	13457
Textile and Fabric Finishing and Fabric Coating	13158	13458
Textile Product Mills	13159	13459
Textile Furnishing Mills	13160	13460
Other Textile Product Mills	13161	23461
Clothing Manufacturing	13162	13462
Clothing Knitting Mills	13163	13463
Cut and Sew Clothing Manufacturing	13164	13464
Clothing Accessories and Other Clothing Manufacturing	13165	13465
Leather and Allied Product Manufacturing	13166	13466
Wood Product Manufacturing	13167	13467
Sawmills and Wood Preservation	13168	13468
Veneer, Plywood and Engineered Wood Product Manufacturing	13169	13469
Other Wood Product Manufacturing	13170	13470
Paper Manufacturing	13171	13471
Pulp Mills	13172	13472
Paper Mills	13173	13473
Paperboard Mills	13174	13474
Paperboard Container Manufacturing	13175	13475
Paper Bag and Coated and Treated Paper Manufacturing	13176	13476
Stationery Product Manufacturing	13177	13477
Other Converted Paper Product Manufacturing	13178	13478
Printing and Related Support Activities	13179	13479
Petroleum and Coal Products Manufacturing	13180	13480
Petroleum Refineries	13181	13481
Asphalt Paving, Roofing and Saturated Materials Manufacturing	13182	13482
Other Petroleum and Coal Products Manufacturing	13183	13483
Chemical Manufacturing	13184	13484
Basic Chemical Manufacturing	13185	13485
Resin, Synthetic, Rubber and Artificial and Synthetic Fibres and Filaments Manufacturing	13186	13486
Pesticide, Fertilizer and Other Agricultural Chemical Manufacturing	13187	13487
Pharmaceutical and Medicine Manufacturing	13188	13488
Paint, Coating and Adhesive Manufacturing	13189	13489
Soap, Cleaning Compound and Toilet Preparation Manufacturing	13190	13490
Other Chemical Product Manufacturing	13191	13491
Plastics and Rubber Products Manufacturing	13192	13492

INVESTMENT AND CAPITAL STOCK

Unsupported Plastic Film, Sheet and Bag Manufacturing	13193	13493
Plastic Pipe, Pipe Fitting and Unsupported profile Shape Manufacturing	13194	13494
Laminated Plastic Plate, Sheet and Shape Manufacturing	13195	13495
Polystyrene Foam Product Manufacturing	13196	13496
Urethane and Other Foam Product (except Polystyrene) Manufacturing	13197	13497
Plastic Bottle Manufacturing	13198	13498
Other Plastic Product Manufacturing	13199	13499
Tire Manufacturing	13200	13500
Rubber, Plastic Hose and Belting Manufacturing	13201	13501
Other Rubber Product Manufacturing	13202	13502
Non-metallic Mineral Product Manufacturing	13203	13503
Clay Product and Refractory Manufacturing	13204	13504
Glass and Glass Product Manufacturing	13205	13505
Cement and Concrete Product Manufacturing	13206	13506
Lime and Gypsum Product Manufacturing	13207	13507
Other Non-metallic Mineral Product Manufacturing	13208	13508
Primary Metal Manufacturing	13209	13509
Iron and Steel Mills and Ferro-alloy Manufacturing	13210	13510
Steel Product Manufacturing from Purchased Steel	13211	13511
Alumina and Aluminum Production and Processing	13212	13512
Non-ferrous Metal (except aluminum) Production and Processing	13213	13513
Foundries	13214	13514
Fabricated Metal Product Manufacturing	13215	13515
Forging and Stamping	13216	13516
Cutlery and Hand Tool Manufacturing	13217	13517
Architectural and Structural Metals Manufacturing	13218	13518
Boiler, Tank and Shipping Container Manufacturing	13219	13519
Hardware Manufacturing	13220	13520
Spring and Wire Product Manufacturing	13221	13521
Machine Shops, Turned Product, Screw, Nut and Bolt Manufacturing	13222	13522
Coating, Engraving, Heat Treating and Allied Activities	13223	13523
Other Fabricated Metal Product Manufacturing	13224	13524
Machinery Manufacturing	13225	13525
Agricultural, Construction and Mining Machinery Manufacturing	13226	13526
Industrial Machinery Manufacturing	13227	13527
Commercial and Service Industry Machinery Manufacturing	13228	13528
Ventilation, Heating, Air-conditioning, Commercial Refrigeration Equipment Manufacturing	13229	13529
Metalworking Machinery Manufacturing	13230	13530
Engine, Turbine and Power Transmission Equipment Manufacturing	13231	13531
Other General-Purpose Machinery Manufacturing	13232	13532
Computer and Electronic Product Manufacturing	13233	13533
Computer and Peripheral Equipment Manufacturing	13234	13534
Communications Equipment Manufacturing	13235	13535
Audio and Video Equipment Manufacturing	13236	13536
Semiconductor and Other Electronic Component Manufacturing	13237	13537
Navigational, Measuring, Medical and Control Instruments Manufacturing	13238	13538
Manufacturing and Reproducing Magnetic and Optical Media	13239	13539
Electrical Equipment, Alliance and Component Manufacturing	13240	13540
Electric Lighting Equipment Manufacturing	13241	13541

INVESTMENT AND CAPITAL STOCK

Household Appliance Manufacturing	13242	13542
Electrical Equipment Manufacturing	13243	13543
Other Electrical Equipment and Component Manufacturing	13244	13544
Transportation Equipment Manufacturing	13245	13545
Motor Vehicle Manufacturing	13246	13546
Motor Vehicle Body and Trailer Manufacturing	13247	13547
Motor Vehicle Parts Manufacturing	13248	13548
Aerospace Product and Parts Manufacturing	13249	13549
Railroad Rolling Stock Manufacturing	13250	13550
Ship and Boat Building	13251	13551
Other Transportation Equipment Manufacturing	13252	13552
Furniture and Related Product Manufacturing	13253	13553
Household and Institutional Furniture and Kitchen Cabinet Manufacturing	13254	13554
Office Furniture (including fixtures) Manufacturing	13255	13555
Office Furniture-related Product Manufacturing	13256	13556
Miscellaneous Manufacturing	13257	13557
Medical Equipment and Supplies Manufacturing	13258	13558
Other Miscellaneous Manufacturing	13259	13559
Wholesale Trade	13260	13560
Farm Product Wholesaler-Distributors	13261	13561
Petroleum Product Wholesaler-Distributors	13262	13562
Food, Beverage and Tobacco Wholesaler-Distributors	13263	13563
Personal and Household Goods Wholesaler-Distributors	13264	13564
Motor Vehicle and Parts Wholesaler-Distributors	13265	13565
Building Material and Supplies Wholesaler-Distributors	13266	13566
Machinery, Equipment and Supplies Wholesaler-Distributors	13267	13567
Miscellaneous Wholesaler-Distributors	13268	13568
Wholesale Agents and Brokers	13269	13569
Retail Trade	13270	13570
Motor Vehicle and Parts Dealers	13271	13571
Furniture and Home Furnishings Stores	13272	13572
Electronics and Appliance Stores	13273	13573
Building Material and Garden Equipment and Supplies Dealers	13274	13574
Food and Beverage Stores	13275	13575
Health and Personal Care Stores	13276	13576
Gasoline Stations	13277	13577
Clothing and Clothing Accessories Stores	13278	13578
Sporting Goods, Hobby, Book and Music Stores	13279	13579
General Merchandise Stores	13280	13580
Miscellaneous Store Retailers	13281	13581
Non-store Retailers	13282	13582
Transportation and Warehousing	13283	13583
Air Transportation	13284	13584
Rail Transportation	13285	13585
Water Transportation	13286	13586
Truck Transportation	13287	13587
Transit and Ground Passenger Transportation	13288	13588
Pipeline Transportation	13289	13589
Scenic and Sightseeing Transportation	13290	13590
Support Activities for Transportation	13291	13591

INVESTMENT AND CAPITAL STOCK

Postal Service	13292	13592
Couriers and Messengers	13293	13593
Warehousing and Storage	13294	13594
Information and Cultural Industries	13295	13595
Publishing Industries	13296	13596
Motion Picture and Sound Recording Industries	13297	13597
Broadcasting and Telecommunications	13298	13598
Information Services and Data Processing Services	13299	13599
Finance and Insurance	13300	13600
Monetary Authorities	13301	13601
Credit Intermediation and Related Activities	13302	13602
Securities, Commodity Contracts and Other Financial Investment and Related Activities	13303	13603
Insurance Carriers and Related Activities	13304	13604
Funds and Other Financial Vehicles	13305	13605
Real Estate and Rental and Leasing	13306	13606
Lessors of Real Estate	13307	13607
Offices of Real Estate Agents and Brokers	13308	13608
Activities related to Real Estate	13309	13609
Automotive Equipment Rental and Leasing	13310	13610
Consumer Goods Rental	13311	13611
General Rental Centres	13312	13612
Commercial and Industrial Machinery, Equipment Rental and Leasing	13313	13613
Lessors of non-financial intangible assets (except copyrighted works)	13314	13614
Professional, Scientific and Technical Services	13315	13615
Legal Services	13316	13616
Accounting, Tax preparation, Bookkeeping and Payroll Services	13317	13617
Architectural, Engineering and Related Services	13318	13618
Specialized Design Services	13319	13619
Computer Systems Design and Related Services	13320	13620
Management, Scientific and Technical Consulting Services	13321	13621
Scientific Research and Development Services	13322	13622
Advertising and Related Services	13323	13623
Other Professional, Scientific and Technical Services	13324	13624
Management of Companies and Enterprises	13325	13625
Administrative and Support Waste Management and Remediation Services	13326	13626
Administrative and Support Services	13327	13627
Waste Management and Remediation Services	13328	13628
Educational Services	13329	13629
Elementary and Secondary Schools	13330	13630
Community Colleges and CEGEPS	13331	13631
Universities	13332	13632
Business Schools and Computer and Management Training	13333	13633
Technical and Trade Schools	13334	13634
Other Schools and Instruction	13335	13635
Educational Support Services	13336	13636
Health Care and Social Assistance	13337	13637
Ambulatory Health Care Services	13338	13638
Hospitals	13339	13639
Nursing and Residential Care Facilities	13340	13640
Social Assistance	13341	13641
Arts, Entertainment and Recreation	13342	13642
Performing Arts, Spectator Sports and Related Industries	13343	13643

IV - 7

INVESTMENT AND CAPITAL STOCK

Heritage Institutions	13344	13644
Amusement, Gambling and Recreation Industries	13345	13645
Accommodation and Food Services	13346	13646
Accommodation Services	13347	13647
Food Services and Drinking Places	13348	13648
Other Services (except public administration)	13349	13649
Repair and Maintenance	13350	13650
Personal and Laundry Services	13351	13651
Religious, Grant-making, Civic and Professional and Similar Organizations	13352	13652
Public Administration	13353	13653
Federal Government Public Administration	13354	13654
Provincial and Territorial Public Administration	13355	13655
Local, Municipal and Regional Public Administration	13356	13656
Aboriginal Public Administration	13357	13657
Industrial Sector	13358	13658
Business Sector	13359	13659
Public Administration, Educational Services and Health Care and Social Assistance	13360	13660

2. CAPACITY UTILIZATION RATES IN CANADIAN MANUFACTURING, (31-003-XPB)

The definition of capacity in this procedure is the maximum output obtainable under normal technological and market conditions. The methodology used to produce these indexes is based on a comparison of the actual output of an industry during a certain time period with the estimated capacity output during that period. The estimated capacity output is based on a capacity capital-output ratio derived from the industry's gross stock of fixed capital, measured in 1986 or 1971 dollars. These capital stock estimates are produced by the National Wealth and Capital Stock Section of The Investment and Capital Stock Division of Statistics Canada. For concepts and detailed methodology, refer to Capacity Utilization Rates in Canadian Manufacturing, (31-003-XPB), Quarterly. The capacity utilization rates are given by major group according to the 1980 Standard Industrial Classification, from 1971 quarterly.

INVESTMENT AND CAPITAL STOCK

3. CAPITAL AND REPAIR EXPENDITURES

Capital and Repair Expenditures, Canada, Annual

- Summary by Sector	11500
- Agriculture, Forestry, Fishing and Hunting (Sector 11)	11501
- Mining and Oil and Gas Extraction (Sector 21)	11502
- Utilities (Sector 22)	11503
- Manufacturing (Sectors 31-33)	11504
- Wholesale Trade (Sector 41)	11505
- Retail Trade (Sectors 44-45)	11506
- Transportation and Warehousing (Sectors 48-49)	11507
- Information and Cultural Industries (Sector 51)	11508
- Finance and Insurance (Sector 52)	11509
- Real Estate and Rental and Leasing (Sector 53)	11510
- Professional, Scientific and Technical Services (Sector 54)	11511
- Administrative and Support, Waste Management and Remediation Services (Sector 56)	11512
- Educational Services (Sector 61)	11513
- Health Care and Social Assistance (Sector 62)	11514
- Arts, Entertainment and Recreation (Sector 71)	11515
- Accommodation and Food Services (Sector 72)	11516
- Other Services (except Public Administration) (Sector 81)	11517
- Public Administration (Sector 91)	11518
Summary of Provinces and Territories	11519
- Newfoundland	11520
- Prince Edward Island	11521
- Nova Scotia	11522
- New Brunswick	11523
- Quebec	11524
- Ontario	11525
- Manitoba	11526
- Saskatchewan	11527
- Alberta	11528
- British Columbia	11529
- Yukon	11530
- Northwest Territories including Nunavut	11531T
- Nunavut	11532
- Northwest Territories	11537
 Private Investment, Summary By Sector	 11533
Public Investment, Summary by Sector	11534
Private Investment, Summary by Province and Territories	11535
Public Investment, Summary by Province and Territories	11536

INVESTMENT AND CAPITAL STOCK

Capital and Repair Expenditures on Construction

Construction in Canada, (64-201-XPB) Annual. This series provides annual estimates of capital and repair expenditures on construction, broken down by some 70 different structure types, cross-classified by province and sector. Included are final actual, preliminary, and intentions data. For the most part the data are based on the Statistics Canada surveys of Capital Expenditures. From the same source another publication Private and Public Investment, (61-205-XPB), Annual, reports the total capital and repair expenditure program, including outlays on machinery and equipment. Total Value of Construction Work Performed, Annual, in thousands of dollars.

Actual Data

Canada Total	2855T
Labour Content and Cost of Materials Used by Province	2849T
Labour Content and Cost of Materials Used by Contractors and Others	2850T
Canada, New and Repair	3721T
Primary Industries, New and Repair	3724T
Manufacturing Industries, New and Repair	3727T
Utilities, New and Repair	3730T
Trade Finance and Commercial Services, New and Repair	3733T
Federal Government Departments, New	3736T
Federal Government Departments, Repair	3739T
Provincial Government Departments, New	3736T
Provincial Government Departments, Repair	3739T
Municipal Government Departments, New	3736T
Municipal Government Departments, Repair	3739T
Residential and Institutional Services, New and Repair	3742T
Newfoundland, New and Repair	3745T
Prince Edward Island, New and Repair	3748T
Nova Scotia, New and Repair	3751T
New Brunswick, New and Repair	3754T
Québec, New and Repair	3757T
Ontario, New and Repair	3760T
Manitoba, New and Repair	3763T
Saskatchewan, New and Repair	3766T
Alberta, New and Repair	3769T
British Columbia, New and Repair	3772T
Construction By Type of Asset and by Division	3150
Construction by Type of Asset and by Province	3151
Machinery and Equipment by Type of Asset by Division	3152
Machinery and Equipment by Type of Asset by Province	3153
New Construction & Major Renovations by Type of Asset	3154
New, Refurbished Machinery & Equipment by Type of Asset	3155

INVESTMENT AND CAPITAL STOCK

4. PRIVATE AND PUBLIC INVESTMENT IN CANADA, INTENTIONS, Annual
 (61-205-XPB), (61-206-XPB)

The matrices listed below contain series for Capital and Repair Expenditures representing Actual Preliminary Actual, Intentions and Revised Intentions data. The Intentions are available from late February until late July when they are replaced by the Revised Intentions. All of these matrices exclude adjustments and historical revisions made in the System of National Accounts. A description of methods and definitions can be found in the publications (61-205-XPB,61-206-XPB). The matrices start with the year 1991. The data are based on the Standard Industrial Classification (SIC) for 1980. Previous investment data were based on the 1970 SIC.

Summary by Division, Canada	3101T
Division D, Mining, Quarrying, and Oil Well Industries	3102T
Division E, Manufacturing Industries	3103T
Division G, Transportation and Storage Industries	3104T
Division H, Communications and other Utility Industries	3105T
Division I, Wholesale Trade Industries	3106T
Division J, Retail Trade Industries	3107T
Division K, Finance and Insurance Industries	3108T
Division N, Government Service Industries	3109T
Division O, Education Service Industries	3110T
Division P, Health and Social Service Industries	3111T
Division Q, Accommodation food & beverage service Industries	3112T
Division R, Other Service Industries	3113T
Summary of Provinces and Territories	3114T
Newfoundland	3115T
Prince Edward Island	3116T
Nova Scotia	3117T
New Brunswick	3118T
Québec	3119T
Ontario	3120T
Manitoba	3121T
Saskatchewan	3122T
Alberta	3123T
British Columbia	3124T
Yukon	3125T
Northwest Territories	3126T
Public Investment, Summary by Division	3127T
Private Investment, Summary by Division	3128T
Public Investment Summary of Provinces & Territories	3129T
Private Investment Summary of Provinces & Territories	3130T
Exploration & Development by Mining Companies by Industry Group	3131T
Exploration & Development by Mining Companies by Province & Territory	3132T
Exploration & Development Expenditures in the Petroleum and Natural Gas Industry by Province and Territory	3133T
Business Service Industries, Canada	3134T
Real Estate Operator and Insurance Agence Industries	3135T

INVESTMENT AND CAPITAL STOCK

The matrices listed below contain series for Capital and Repair Expenditures representing Actual representing Actual, Preliminary Actual, Intentions and Revised Intentions data. In the Actual matrices, the last two years are the current Preliminary Actual and either the current Intentions or Revised Intentions. The Intentions are available from late February until late July when they are replaced by the Revised Intentions. The Revised Intentions, matrices do not include repairs since these data are not revised on that survey. All of these matrices exclude adjustments and historical revisions made in the National Accounting Systems. The actual matrices begin in 1956, the Preliminary Actual and Intentions begin in 1973. The Revised Intentions matrices begin in 1956, with the following exceptions: 1963 - Mining (1192), 1968 - Government Departments (1220), Private and Public (1224), Public (1228) and Provinces and Territories (1244-1258). The matrices for the provinces and territories also include data split between the Private and the Public categories for Actual's beginning in 1963, Preliminary Actual in 1976, and Intentions Revised Intentions in 1977. For definitions and a description of the methods used to collect these data see Section V, Statistical Notes in either (61-205-XPB) or (61-206-XPB).

Actual Data

Canada	
Summary by sectors	1190T
Mining	1194T
Manufacturing	1198T
ilities	1202T
Trade	1206T
Finance	1210T
Commercial Services	1214T
Institutions	1218T
Government Departments	1222T
Private and Public	1226T
Public	1230T
Summary of the provinces	1066T
Atlantic Region	1067T
Newfoundland	1068T
Prince Edward Island	1069T
Nova Scotia	1070T
New Brunswick	1071T
Québec	1072T
Ontario	1073T
Prairie Region	1074T
Manitoba	1075T
Saskatchewan	1076T
Alberta	1077T
British Columbia	1078T
Yukon and Northwest Territories	1079T
British Columbia (incl. Territories)	1080T

Goods and Services Tax, new housing rebate (Revenue Canada)

GST/HST New Housing Rebate Statistics by Province: census metropolitan area/census agglomeration and by census sub-divisions, annual. Series level 1 and 5 include builders, owner built and co-ops.

INVESTMENT AND CAPITAL STOCK

5. HOUSING STATISTICS, (64-002-XPB)

Housing Starts and Completions, Canada, all areas and urban centres, Monthly and Annual	80
---	----

6. BUILDING PERMITS, (64-001-XPB) Monthly

The following matrices include actual data on building permits issued for construction and demolition of residential and non-residential structures.

Residential and Non-residential Values.

Canada and 55 Municipalities	129
Canada and Provinces, Metropolitan Areas (C.M.A)	137
Canada and Provinces, (Centres of 10,000 population and over)	991
Economic Regions	995
Residential and Non-Residential Values by type of structure.	
Canada, Provinces and Metropolitan Areas (C.M.A) (Residential)	990
Canada, Provinces (Non-Residential)	4073
Number of Dwelling Units by type: single, cottages, double, row, apartments and conversions. Canada, Provinces and Metropolitan Areas (C.M.A.)	
Canada and Provinces and Metropolitan Areas and (Centres of 10,000 population and over)	443
Economic Regions	989
Demolition of Residential Units	994
Canada, Provinces, Metropolitan and Large Urban Areas	987

The following matrices include adjusted data on building permits issued for residential and non-residential construction. (S/A) = Seasonally-Adjusted at monthly rate.
(SAAR) = Seasonally-Adjusted at annual rate.

Building permits by type of structure in regions and urban centres of population of 10,000 and over (S/A), Monthly	992
Building permits by type of structure in census metropolitan areas, in thousands of dollars and in units (S/A), Monthly	993
Residential and Non-Residential Values	
Canada, 55 Municipalities (S/A), Monthly	129
Residential, Non-Residential Values Residential dwelling units by type: single, multiple.	
Canada (S/A), (SAAR) total and centres of 10,000 population and over, Monthly	80

Housing Investment (unpublished) Canada and Provinces, Quarterly	441
Canada and Provinces, Annual	442
Housing Repairs (unpublished) Canada and Provinces, Annual	439

Housing Stock (unpublished), Annual

Canada	4079
Newfoundland	4080
Prince Edward Island	4081
Nova Scotia	4082
New Brunswick	4083
Québec	4084
Ontario	4085
Manitoba	4086
Saskatchewan	4087
Alberta	4088
British Columbia	4089
Yukon and Northwest Territories including Nunavut	4090T
Yukon	4093
Northwest Territories	4094
Nunavut	4095

INVESTMENT AND CAPITAL STOCK

7. CENTRAL MORTGAGE AND HOUSING CORPORATIONPreliminary Starts, monthly

By Dwelling Type Urban Centres 10,000+ Canada, regions, provinces	9701
Urban Centres 10,000+ Canada, SAAR ('000s units)	9702
By Dwelling Type, urban centres 10,000+ Canada, SAAR ('000s units)	9703
By Dwelling Type, urban centres 10,000+ Canada, provinces, Census Metropolitan Areas SAAR ('000s units)	9704
Total, Single-detached and all other, Census Metropolitan Areas, actual	9705

Starts, Dwelling Units, Monthly

Urban Centres 10,000+ Canada, regions, provinces, Census Metropolitan Areas, actual, ('000s units)	9706
Urban Centres 10,000+ regions, provinces, Census Metropolitan Areas, SAAR, ('000s units)	9707
Urban Centres 10,000+ Canada, provinces, actual,	9708
Urban Centres 10,000+ Canada, regions, SAAR, ('000s units)	9709
By dwelling type - Census Metropolitan Areas, actual	9710
- Large Urban Areas, Actual	9711
All areas, Canada, provinces, SAAR ('000s units)	9712
Urban Centres 10,000+ regions, provinces, SAAR, ('000s units)	9713T
Urban Centres 10,000+ Canada, SAAR ('000s units)	9714T

Starts by Dwelling Type and Market Type (i.e. tenure) monthly, actual

Single, semi, row, apartment and other, total for Canada and provinces	9799
Single, semi, row, apartment and other, total for Census Metropolitan Areas	9800
Single, semi, row, apartment and other, total for large Census agglomeration (50,000+)	9801

Starts, Dwelling Units, Quarterly

All Areas, Canada, provinces, actual	9715
All Areas, Canada, regions, provinces, SAAR ('000s units)	9716
All Areas, Canada, SAAR, ('000s units)	9717
By dwelling type - All Areas, Canada, provinces, actual	9718
All Areas, Canada, regions, provinces, SAAR, ('000s units)	9719T
By dwelling type - All Areas, Canada, SAAR ('000s units)	9720T

Starts, Dwelling Units, Annual

All Areas, Canada, provinces, actual	9721
By dwelling type - Census Metropolitan Areas, actual	9722
Large Urban Areas, Actual	9723
By dwelling type - Large Urban Areas, Actual	9724

IV - 15

INVESTMENT AND CAPITAL STOCK

Under Construction, Dwelling Units, Monthly

Urban Centres 10,000+ Canada, regions, provinces, Census Metropolitan Areas, actual, ('000s units)	9725
Urban Centres 10,000+ Canada, provinces, actual,	9726
By dwelling type - Census Metropolitan Areas, actual	9727
By dwelling type - Large Urban Areas, Actual	9728
Urban Centres 10,000+ Canada, SAAR ('000s units)	9729T

Under Construction, Dwelling Units, Quarterly

All Areas, Canada, provinces, actual	9730
By dwelling type, all Areas, Canada, provinces, actual	9731
All Areas, Canada, SAAR ('000s units)	9732T

Under Construction, Dwelling Units, Annual

By dwelling type, Census Metropolitan Areas, actual	9733
By dwelling type, all Areas, Canada, provinces, actual	9734
Large Urban Areas, actual	9735
By dwelling type, Large Urban Areas, actual	9736

Completions, Dwelling Units, Monthly

Urban Centres 10,000+ Canada, provinces, Census Metropolitan Areas, actual	9737
By dwelling type, Urban Centres 10,000+ Canada, provinces, actual	9738
By dwelling type, Census Metropolitan Areas, actual	9739
By dwelling type, Large Urban Areas, actual	9740
By dwelling type, Urban Centres 10,000+ Canada SAAR ('000s units)	9741T

Completions, Dwelling Units, Quarterly

All Areas, Canada, provinces, actual	9742
By dwelling type, all areas, Canada, provinces, actual	9743
By dwelling type, all areas, Canada, SAAR ('000s units)	9744T

Completions, Dwelling Units, Annual

By dwelling type, all areas, Canada, provinces, actual	9745
By dwelling type, Census Metropolitan Areas, actual	9746
Large Urban Areas, actual	9747
By dwelling type, Large Urban Areas, actual	9748

INVESTMENT AND CAPITAL STOCK

Newly Completed and Unoccupied Monthly

Census Metropolitan Areas, Large Urban Centres and Urban Agglomerations,

- Total of single-detached and semi-detached, actual	9749
- Total of row, apartments and other, actual	9750
- Total of single-detached and semi-detached, actual	9751T
- Total of single-detached and semi-detached, actual	9752T
- Total of single-detached and semi-detached and duplex, actual	9753T
- Total of single-detached and semi-detached and duplex, actual	9754T
- Total of row, apartment and other, actual	9755T
- Total of row, apartment and other, actual	9756T

Census Metropolitan Areas

- Total of row, apartment and other, actual	9757T
- Total of row, apartment and other, actual	9758T

Vacancy Rates, Apartment Structures, annual

- Census Metropolitan Areas, actual	9759
- Urban Centres of 50,000+ actual	9760
- Urban Centres 10,000 - 49,999 actual	9761

Vacancy Rates, Apartment Structures, semi-annual

- Census Metropolitan Areas, actual	9762
- Census Metropolitan Areas, actual	9763T
- Urban Centres 50,000+ actual	9764
- Urban Centres 50,000+ actual	9765T
- Urban Centres 50,000+ actual	9766T
- Urban Centres 10,000 - 49,999 actual	9767
- Urban Centres 10,000 - 49,999 annual, actual	9768T

INVESTMENT AND CAPITAL STOCK


Mortgage Loans Approvals, Monthly

- New properties, actual ('000,000s \$)	9769T
- New properties, actual (units)	9770T
- Existing properties, actual ('000,000s \$)	9771T

New residential construction and existing residential properties

Canada, actual (units)	9773
Canada, actual ('000s \$)	9774
Newfoundland, actual (units)	9775
Newfoundland, actual ('000s \$)	9776
Prince Edward Island, actual (units)	9777
Prince Edward Island, actual ('000s \$)	9778
Nova Scotia, actual (units)	9779
Nova Scotia, actual ('000s \$)	9780
New Brunswick, actual (units)	9781
New Brunswick, actual ('000s \$)	9782
Quebec, actual (units)	9783
Quebec, actual ('000s \$)	9784
Ontario, actual (units)	9785
Ontario, actual ('000s \$)	9786
Manitoba, actual (units)	9787
Manitoba, actual ('000s \$)	9788
Saskatchewan, actual (units)	9789
Saskatchewan, actual ('000s \$)	9790
Alberta, actual (units)	9791
Alberta, actual ('000s \$)	9792
British Columbia, actual (units)	9793
British Columbia, actual ('000s \$)	9794
Yukon, actual (units)	9795
Yukon, actual ('000s \$)	9796
Northwest Territories, actual (units)	9797
Northwest Territories, actual ('000s \$)	9798

Conventional Mortgage Lending Rate, 5 year, actual	9772
--	------



INVESTMENT AND CAPITAL STOCK
RELATED CANSIM II TABLES

ACTIVE

026-0001	Building permits, residential values and number of units, by type of dwelling, monthly
026-0002	Building permits, dwelling units by type of dwelling and area, monthly
026-0003	Building permits, values by activity sector, monthly
026-0004	Building permits, values by activity sector and area, monthly
026-0005	Building permits, non-residential values by type of structure, monthly
026-0006	Building permits, by type of structure and area, seasonally adjusted, monthly
026-0007	Building permits, dwelling units by type of structure and value and by activity sector, monthly
026-0008	Building permits, values by activity sector, monthly
026-0009	Maintenance and repair expenditures in housing, annual
026-0010	Building permits, residential and non-residential values by type of structure for Canada and urban centres, 10,000 and over, monthly
026-0011	Building permits, leading indicators and indexes, seasonally adjusted, monthly
026-0012	Building permits, demolitions by region, annual
026-0013	Residential values, by type of investment, quarterly
026-0014	Housing investment, residential values by type, actual data, annual
027-0001	Housing starts, under construction and completions in selected census metropolitan areas and urban centres of 10,000 and over, monthly
027-0002	Housing starts, under construction and completions in selected census metropolitan areas and urban centres of 10,000 and over, seasonally adjusted, monthly
027-0003	Housing starts, under construction and completions in selected census metropolitan areas, monthly
027-0004	Housing starts, under construction and completions in selected census metropolitan areas, annual
027-0005	Housing starts, under construction and completions in large urban areas, monthly
027-0006	Housing starts, under construction and completions in large urban areas, annual
027-0007	Housing starts, all areas, monthly
027-0008	Housing starts, under construction and completions, all areas, quarterly
027-0009	Housing starts, under construction and completions, all areas, annual
027-0010	Newly completed and unoccupied housing in selected census metropolitan areas and large urban centres, monthly
027-0011	Vacancy rates, apartment structures of six units and over, privately initiated in census metropolitan areas, annual
027-0012	Vacancy rates, apartment structures of six units and over, privately initiated in urban centres of 50,000 and over, annual
027-0013	Vacancy rates, apartment structures of six units and over, privately initiated in urban centres of 10,000 to 49,999, annual
027-0015	Conventional mortgage lending rate, 5-year term, monthly
027-0017	New residential construction and existing residential properties, monthly
027-0018	Preliminary housing starts in urban centres of 10,000 and over, monthly
027-0019	Preliminary housing starts, all areas, seasonally adjusted at annual rates, monthly
027-0020	Preliminary housing starts in census metropolitan areas, monthly
027-0034	Housing Starts, by type of dwelling and market type for Canada, provinces, census metropolitan areas and large census agglomerations, monthly
028-0001	Industrial capacity utilization rates, by Standard Industrial Classification, 1980 (SIC), quarterly
029-0001	Capital expenditures on construction, by type of asset and Standard Industrial Classification, 1980 (SIC), annual
029-0002	Capital expenditures on machinery and equipment, by type of asset and Standard Industrial Classification, 1980 (SIC), annual
029-0003	Capital expenditures on new construction and major renovations, by type of asset, annual
029-0004	Capital expenditures on new and retrofit/refurbishing of machinery and equipment, by type of asset, annual
029-0005	Capital and repair expenditures, by sector and province, annual
029-0007	Capital and repair expenditures, industry sector 21, mining and oil and gas extraction, annual

INVESTMENT AND CAPITAL STOCK
RELATED CANSIM II TABLES


ACTIVE

029-0008	Capital and repair expenditures, industry sector 22, utilities, annual
029-0009	Capital and repair expenditures, industry sectors 31-33, manufacturing, annual
029-0010	Capital and repair expenditures, industry sector 41, wholesale trade, annual
029-0011	Capital and repair expenditures, industry sectors 44-45, retail trade, annual
029-0012	Capital and repair expenditures, industry sectors 48-49, transportation and warehousing, annual
029-0013	Capital and repair expenditures, industry sector 51, information and cultural industries, annual
029-0014	Capital and repair expenditures, industry sector 52, finance and insurance, annual
029-0015	Capital and repair expenditures, industry sector 53, real estate and rental and leasing, annual
029-0016	Capital and repair expenditures, industry sector 54, professional, scientific and technical services, annual
029-0017	Capital and repair expenditures, industry sector 56, administrative and support, waste management and remediation services, annual
029-0018	Capital and repair expenditures, industry sector 61, educational services, annual
029-0019	Capital and repair expenditures, industry sector 62, health care and social assistance, annual
029-0020	Capital and repair expenditures, industry sector 71, arts, entertainment and recreation, annual
029-0021	Capital and repair expenditures, industry sector 72, accommodation and food services, annual
029-0022	Capital and repair expenditures, industry sector 81, other services (except public administration), annual
029-0024	Capital and repair expenditures, summary by province and territory, annual
029-0037	Capital expenditures on machinery and equipment, by type of assets and Standard Industrial Classification, 1980 (SIC), annual
029-0038	Capital expenditures on machinery and equipment, by type of asset, annual
029-0039	Capital expenditures on construction, by type of asset and North American Industry Classification System (NAICS), sector, annual
029-0040	Capital expenditures on construction, by type of asset, annual
029-0041	Capital expenditures on machinery and equipment, by type of asset and North American Industry Classification System (NAICS), sector, annual
029-0042	Capital expenditures on machinery and equipment, by type of asset, annual
029-0043	Capital expenditures on new construction and major renovations, by type of asset, annual
029-0044	Capital expenditures on new and retrofit/refurbishing of machinery and equipment, by type of asset, annual
030-0001	Housing stock, dwelling units by type of dwelling and tenure, annual
031-0002	Flows and stocks of fixed non-residential capital, by North American Industry Classification System (NAICS), annual
032-0001	Public and private investment, summary by sector, annual
032-0002	Public and private investment, summary by province and territory, annual
033-0001	GST/HST new housing rebate statistics, annual
033-0002	Average fair market value, by province and census metropolitan areas and by type of builder, annual

INVESTMENT AND CAPITAL STOCK
RELATED CANSIM II TABLES

TERMINATED

027-0014	Mortgage loan approvals, existing properties, monthly
027-0016	Mortgage loan approvals, new properties, monthly
027-0021	Housing starts, under construction and completions in urban centres of 10,000 and over, seasonally adjusted at annual rates, monthly
027-0022	Housing starts, under construction and completions in urban centres of 10,000 and over, seasonally adjusted at annual rates, quarterly
027-0023	Newly completed and unoccupied housing in census metropolitan areas, large urban centres and urban agglomerations, 1986 census area definitions, monthly
027-0024	Newly completed and unoccupied housing in census metropolitan areas, large urban centres and urban agglomerations, 1981 census area definitions, monthly
027-0025	Newly completed and unoccupied housing in census metropolitan areas, large urban centres and urban agglomerations, 1976 census area definitions, monthly
027-0026	Newly completed and unoccupied housing in census metropolitan areas, large urban centres and urban agglomerations, 1971 census area definitions, monthly
027-0027	Vacancy rates, apartment structures of six units and over, privately initiated in census metropolitan areas (1988-1995), semi-annual
027-0028	Vacancy rates, apartment structures of six units and over, privately initiated in census metropolitan areas (1971-1987), semi-annual
027-0029	Vacancy rates, apartment structures of six units and over, privately initiated in urban centres of 50,000 and over (1992-1995), semi-annual
027-0030	Vacancy rates, apartment structures of six units and over, privately initiated in urban centres of 50,000 and over (1988-1992), semi-annual
027-0031	Vacancy rates, apartment structures of six units and over, privately initiated in urban centres of 50,000 and over (1974-1987), semi-annual
027-0032	Vacancy rates, apartment structures of six units and over, privately initiated in urban centres of 10,000 to 49,999 (1992-1995), semi-annual
027-0033	Vacancy rates, apartment structures of six units and over, privately initiated in urban centres of 10,000 to 49,999 (1988-1992), semi-annual
029-0025	Total value of construction work performed, by type of structure, actual data, annual
029-0026	Total value of construction work performed, labour content and cost of materials used by contractors, utilities, governments and miscellaneous, actual data, annual
029-0027	Total value of construction work performed, labour content and cost of materials used by province, actual data, annual
029-0028	Total value of construction work performed, new and repair, by type of structure, actual data, annual
029-0029	Total value of construction work performed, new and repair, by type of structure and by selected industries, actual data, annual
029-0030	Total value of construction work performed, new and repair, by type of structure and by residential and institutional services, actual data, annual
029-0031	Total value of construction work performed, new and repair, by type of structure and by federal, provincial and municipal government departments, actual data, annual
029-0032	Capital and repair expenditures on construction and machinery and equipment, summary by sector, Canada, actual data, annual
029-0033	Capital and repair expenditures on construction and machinery and equipment, by industry, Canada, actual data, annual
029-0034	Capital and repair expenditures on construction and machinery and equipment, by industry, provinces and territories, actual data, annual
029-0035	Capital and repair expenditures on construction and machinery and equipment, public and private investment, actual data, annual
029-0036	Capital and repair expenditures on construction and machinery and equipment, public investment by government department, actual data, annual
031-0001	Flows and stocks of fixed non-residential capital, by Standard Industrial Classification, 1980 (SIC), annual



V - 1
LABOUR AND INCOME

This section contains statistics on Employment, Unemployment, Labour Force Activity and Labour Income. The data originate from various sources. From a sample of approximately 62,000 households, the Labour Force Survey provides basic labour force characteristics data by sex, age, marital status and geographical areas.

The Survey of Employment, Payroll and Hours a mail survey of firms, institutions and organizations of all sizes, measures the levels and changes in employment, paid hours and earnings. These statistics are available at detailed industrial and geographic levels. The rest of the section contains statistics derived primarily from administrative sources and covers such topics as labour income, wage developments from collective agreements, government employment, and unemployment insurance statistics.

SUBJECT MATTER	CONTACT	TELEPHONE
1. Labour Force Survey	Mr. Jean-Marc Levesque.....	(613)951-2301
	Ms. N. Caron	(613)951-4168
2. Employment Earnings and Hours	Mrs. S. Picard.....	(613)951-4090
Survey of Employment Payrolls and Hours	"	"
Employment Survey	"	"
3. Wage Developments	Mr. B. Fortin.....	(613)953-0070
4. Estimates of Employees by Province and Industry	Mrs. S. Picard.....	(613)951-4090
5. Public Sector Employment & Remuneration (Federal, Provincial, Local)	Mr. C. Doucet.....	(613)951-1826
6. Employment Insurance Statistics	Mr. G. Groleau	(613)951-4091

FURTHER REFERENCES

for	see
Labour Input	Manufacturing, Energy & Domestic Trade
Aggregate Productivity Measures	System of National Accounts
Union Wage Rates	Prices and Price Indexes
Farm Wages	Agriculture & Food
Labour Force for U.S.	Other Selected Statistics
Input Wages and Salaries	System of National Accounts
Government Employment	Industrial Organization & Finance

V - 2
LABOUR AND INCOME

1. LABOUR FORCE SURVEY (LFS)

Statistics from the Labour Force Survey are available, covering the period of January 1976 to date. Various labour force characteristics of the Canadian population aged 15 years and over may be accessed, either unadjusted or seasonally adjusted. Note that other data from the Labour Force Survey may be obtained from the following sources: 1) the *Labour Force Historical Review on CD-ROM*; 2) the *Labour Force Information* (catalogue no. 71-001-PPB); or 3) on request from the Labour Force Survey Sub-division.

Description of matrices

- a. Canada, labour force characteristics by age and sex, labour force by occupation and industry, employment by occupation, industry and class of worker, actual hours by industry, usual hours for total employment and employees, unemployment and unemployment rate by industry. Monthly series from January 1976 to date, in thousands of persons or in percentages, unadjusted (raw).
- b. Canada, labour force characteristics by age and sex, labour force by industry, employment by occupation, industry and class of worker, actual hours by industry, usual hours for total employment and employees, unemployment and unemployment rate by industry. Monthly series from January 1976 to date, in thousands of persons or in percentages, seasonally adjusted.

Matrix numbers:

	a	b
Canada	3450	3451

- c. Provinces, labour force characteristics by age and sex, labour force by occupation, employment by industry and class of worker. Monthly series from January 1976 to date, in thousands of persons or in percentages, unadjusted (raw).
- d. Provinces, labour force characteristics by age and sex, employment by industry and class of worker. Monthly series from January 1976 to date, in thousands of persons or in percentages, seasonally adjusted.

Matrix numbers:

	c	d
Newfoundland	3452	3453
Prince Edward Island	3454	3455
New Brunswick	3456	3457
Nova Scotia	3458	3459
Québec	3460	3461
Ontario	3462	3463
Manitoba	3464	3465
Saskatchewan	3466	3467
Alberta	3468	3469
British Columbia	3470	3471

V - 3
LABOUR AND INCOME

- e. Labour force characteristics by Economic Region (unadjusted) and Metropolitan Area (unadjusted and seasonally adjusted), three month moving averages from March 1987 to date, and annual averages from 1987 to date (except for economic regions in British Columbia, which are only available from 1995).

Matrix numbers:

e

Newfoundland	3483
Prince Edward Island	3484
New Brunswick	3486
Nova Scotia	3485
Québec	3487
Ontario	3488
Manitoba	3489
Saskatchewan	3490
Alberta	3491
British Columbia	3492

- f. Annual averages of labour force characteristics (see description "A" for Canada, and description "C" for provinces), from January 1976 to date.

Matrix numbers:

f

Canada	3472
Newfoundland	3473
Prince Edward Island	3474
New Brunswick	3476
Nova Scotia	3475
Québec	3477
Ontario	3478
Manitoba	3479
Saskatchewan	3480
Alberta	3481
British Columbia	3482

- g. Labour Force characteristics for the Montreal, Toronto, and Vancouver census Metropolitan Areas Available from January 1987.

g

3503

V - 4
LABOUR AND INCOME

Absence rates of full-time paid workers by sex
(1987 to 1996) including maternity leave

- total Canada	8540
- goods-producing industries	8541
- primary industries	8542
- utilities	8543
- construction	8544
- manufacturing	8545
- service producing industries	8546
- trade	8547
- transportation and warehousing	8548
- finance, insurance, real estate and leasing	8549
- professional, scientific and technical services	8550
- professional management, administrative and support services	8551
- educational services	8552
- health care and social assistance	8553
- information culture and recreation	8554
- accommodation and food services	8555
- other services	8556
- public administration	8557

Absence rates of full-time paid workers by sex and occupation
(1987 to 1996) including maternity leave

- management	8558
- business finance and administrative	8559
- natural and applied sciences	8560
- health	8561
- social and public service	8562
- culture and recreation	8563
- sales and service	8564
- trades, transport and equipment operators	8565
- occupations unique to primary industry	8566
- occupations unique to production	8567

Absence rates of full-time paid workers by sex province and region
(1987 to 1996) including maternity leave

- Atlantic provinces	8568
- Newfoundland	8569
- Prince Edward Island	8570
- Nova Scotia	8571
- New Brunswick	8572
- Quebec	8573
- Ontario	8574
- Prairies	8575
- Manitoba	8576
- Saskatchewan	8577
- Alberta	8578
- British Columbia	8579

V - 5
LABOUR AND INCOME

Absence rates of full-time paid workers by sex and age

(1987 to 1996) including maternity leave

- 15 to 19 years	8580
- 20 to 24 years	8581
- 25 to 34 years	8582
- 35 to 44 years	8583
- 45 to 54 years	8584
- 55 to 64 years	8585
- 65 years and over	8586

Absence rates of full-time paid workers by sex and presence of children

(1987 to 1996) including maternity leave

- with children	8587
- with preschoolers under 5 years	8588
- with children 5 to 12 years	8589
- with children 13 years and over	8590
- without children	8591

Historical CALURA Union data on CANSIM (1980 SIC) 1976 to 1995, Annual

Union density by sex and industry	3515T
Union density by sex and province	3516T
Union density by province and industry	3517T
Union density by sex and industry	
- Newfoundland	3518T
- Prince Edward Island	3519T
- Nova Scotia	3520T
- New Brunswick	3521T
- Quebec	3522T
- Ontario	3523T
- Manitoba	3524T
- Saskatchewan	3525T
- Alberta	3526T
- British Columbia	3527T
- Canada	3528T
Number of unionized workers by sex and industry, Canada	3529T
Number of unionized workers by sex and province	3530T
Number of unionized workers by sex and industry (NAICS) 1987 to 1995	3531T
Employees by sex and industry, Canada	3532T
Employees by sex and province, 1976 to 1995, Canada	3533T
Employees by sex and industry, (NAICS), 1987to 1995, Canada	3534T

V - 6
LABOUR AND INCOME

2. EMPLOYMENT, EARNINGS AND HOURS (NAICS)

Survey of Employment Payrolls & Hours (SEPH) Monthly and Annual

Types of Survey Estimates

1. All employees.
2. Salaried employees.
3. Employees paid by the hour.
4. Average weekly earnings (including overtime) of all employees.
5. Average weekly earnings (including overtime) of salaried employees.
6. Average weekly earnings (including overtime) of employees paid by the hour.
7. Average weekly earnings (excluding overtime) of all employees.
8. Average weekly earnings (excluding overtime) of salaried employees.
9. Average weekly earnings (excluding overtime) of employees paid by the hour.
10. Standard work week/hours (excluding overtime) of salaried employees.
11. Average weekly hours (including overtime) of employees paid by the hour.
12. Average hourly earnings (including overtime) of employees paid by the hour.
13. Average hourly earnings (including overtime) of employees paid by the hour.
14. Average hourly earnings including overtime) of salaried employees.
15. Average hourly earnings (excluding overtime) of employees paid by the hour

Area	<u>Firms of All Sizes</u>						
	1	2	3	4	5	6	7
Canada	17000	17014	17028	17042	17056	17070	17084
Nfld.	17001	17015	17029	17043	17057	17071	17085
P.E.I.	17002	17016	17030	17044	17058	17072	17086
N.S.	17003	17017	17031	17045	17059	17073	17087
N.B.	17004	17018	17032	17046	17060	17074	17088
Que.	17005	17019	17033	17047	17061	17075	17089
Ont.	17006	17020	17034	17048	17062	17076	17090
Man.	17007	17021	17035	17049	17063	17077	17091
Sask.	17008	17022	17036	17050	17064	17078	17092
Alta.	17009	17023	17037	17051	17065	17079	17093
B.C.	17010	17024	17038	17052	17066	17080	17094
Yukon	17011	17025	17039	17053	17067	17081	17095
N.W.T. including Nunavut	17012	17026	17040	17054	17068	17082	17096
N.W.T.	17269	17270	17271	17272	17273	17274	17275
Nunavut	17013	17027	17041	17055	17069	17083	17097

V - 7
LABOUR AND INCOME

<u>Area</u>	8	9	10	11	12	13	14	15
Canada	17098	17112	17126	17140	17154	17168	17182	17196
Nfld.	17099	17113	17127	17141	17155	17169	17183	17197
P.E.I.	17100	17114	17128	17142	17156	17170	17184	17198
N.S.	17101	17115	17129	17143	17157	17171	17185	17199
N.B.	17102	17116	17130	17144	17158	17172	17186	17200
Que.	17103	17117	17131	17145	17159	17173	17187	17201
Ont.	17104	17118	17132	17146	17160	17174	17188	17202
Man.	17105	17119	17133	17147	16161	17175	17189	17203
Sask.	17106	17120	17134	17148	17162	17176	17190	17204
Alta.	17107	17121	17135	17149	17163	17177	17191	17205
B.C.	17108	17122	17136	17150	17164	17178	17192	17206
Yukon	17109	17123	17137	17151	17165	17179	17193	17207
N.W.T.including Nunavut	17110	17124	17138	17152	17166	17180	17194	17208
NWT	17276	17277	17278	17279	17280	17281	17282	17283
Nunavut	17111	17125	17139	17153	17167	17181	17195	17209

Seasonally Adjusted

- 1. All employees.
- 4. Average weekly earnings of all employees
- 11. Average weekly hours of employees paid by the hour.
- 13. Average hourly earnings (including overtime) of employees paid by the hour.
- 16. Fixed Weighted Index of Average hourly earnings of all employees. (RAW)

	1	4	11	13	16
Canada	17210	17224	17238	17268	17252
Nfld.	17211	17225			17253
P.E.I.	17212	17226			17254
N.S.	17213	17227			17255
N.B.	17214	17228			17256
Que.	17215	17229			17257
Ont.	17216	17230			17258
Man.	17217	17231			17259
Sask.	17218	17232			17260
Alta.	17219	17233			17261
B.C.	17220	17234			17262
Yukon	17221	17235			17263
N.W.T. including Nunavut	17222	17236			17264

Diffusion Indices: (RAW)

Index of Employment, all employees, firms of all sizes 17266

Index of average weekly hours, employees paid by the hour 17267

V - 8
LABOUR AND INCOME

EMPLOYMENT, EARNINGS AND HOURS, (72-002-XPB)

Survey of Employment Payrolls & Hours (SEPH) Monthly and Annual 1980 SIC

Types of Survey Estimates

1. All employees.
2. Salaried employees.
3. Employees paid by the hour.
4. Average weekly earnings (including overtime) of all employees.
5. Average weekly earnings (including overtime) of salaried employees.
6. Average weekly earnings (including overtime) of employees paid by the hour.
7. Average weekly earnings (excluding overtime) of all employees.
8. Average weekly earnings (excluding overtime) of salaried employees.
9. Average weekly earnings (excluding overtime) of employees paid by the hour.
10. Standard work week/hours (excluding overtime) of salaried employees.
11. Average weekly hours (including overtime) of employees paid by the hour.
12. Average hourly earnings (including overtime) of employees paid by the hour.
13. Average weekly hours (excluding overtime) of employees paid by the hour.
14. Average hourly earnings (excluding overtime) of employees paid by the hour.
15. Fixed Weighted Index of Average hourly earnings of all employees.

Area	<u>Firms of All Sizes</u>						
	1	2	3	4	5	6	7
Canada	4285T	4286T	4287T	4288T	4289T	4290T	4291T
Nfld.	4299T	4300T	4301T	4302T	4303T	4304T	4305T
P.E.I.	4313T	4314T	4315T	4316T	4317T	4318T	4319T
N.S.	4327T	4328T	4329T	4330T	4331T	4332T	4333T
N.B.	4341T	4342T	4343T	4344T	4345T	4346T	4347T
Que.	4355T	4356T	4357T	4358T	4359T	4360T	4361T
Ont.	4369T	4370T	4371T	4372T	4373T	4374T	4375T
Man.	4383T	4384T	4385T	4386T	4387T	4388T	4389T
Sask.	4397T	4398T	4399T	4400T	4401T	4402T	4403T
Alta.	4411T	4412T	4413T	4414T	4415T	4416T	4417T
B.C.	4425T	4426T	4427T	4428T	4429T	4430T	4431T
Yukon	4439T	4440T	4441T	4442T	4443T	4444T	4445T
N.W.T. including Nunavut	4453T	4454T	4455T	4456T	4457T	4458T	4459T
N.W.T. excluding Nunavut	4493T						
Nunavut	4494T						

V - 9
LABOUR AND INCOME

Area	8	9	10	11	12	13	14	15
Canada	4292T	4293T	4294T	4295T	4296T	4297T	4298T	9440T
Nfld.	4306T	4307T	4308T	4309T	4310T	4311T	4312T	9441T
P.E.I.	4320T	4321T	4322T	4323T	4324T	4325T	4326T	9442T
N.S.	4334T	4335T	4336T	4337T	4338T	4339T	4340T	9443T
N.B.	4348T	4349T	4350T	4351T	4352T	4353T	4354T	9444T
Que.	4362T	4363T	4364T	4365T	4366T	4367T	4368T	9445T
Ont.	4376T	4377T	4378T	4379T	4380T	4381T	4382T	9446T
Man.	4390T	4391T	4392T	4393T	4394T	4395T	4396T	9447T
Sask.	4404T	4405T	4406T	4407T	4408T	4409T	4410T	9448T
Alta.	4418T	4419T	4420T	4421T	4422T	4423T	4424T	9449T
B.C.	4432T	4433T	4434T	4435T	4436T	4437T	4438T	9450T
Yukon	4446T	4447T	4448T	4449T	4450T	4451T	4452T	9451T
N.W.T.including Nunavut	4460T	4461T	4462T	4463T	4464T	4465T	4466T	9452T

Firms of all Sizes

Monthly Seasonally Adjusted

	1	4	11
Canada	9639T	9640T	9899T
Nfld.	9641T	9642T	9900T
P.E.I.	9643T	9644T	9901T
N.S.	9645T	9646T	9902T
N.B.	9647T	9648T	9903T
Que.	9649T	9650T	9904T
Ont.	9651T	9652T	9905T
Man.	9653T	9654T	9906T
Sask.	9655T	9656T	9907T
Alta.	9657T	9658T	9908T
B.C.	9659T	9660T	9909T
Yukon	9661T	9662T	9910T
N.W.T. including Nunavut	9663T	9664T	9911T

Diffusion Indices:

Index of Employment, all employees, firms of all sizes, for selected industries,
1980 SIC Canada 9438T

Index of average weekly hours, employees paid by the hour, firms of all size, for
selected industries, 1980 SIC Canada 9439T

V - 10
LABOUR AND INCOME

- (a) Average Weekly Earnings - ALL Wage Earners - (Average Weekly Wages)
 - (b) Average Weekly Earnings - Salaried Employees - (Average Weekly Salary)
 - (c) Number of Wage-Earners-Hours Reported - (Total Wage Earners With Hours)
 - (d) Employment Indexes
 - (e) Average Weekly Earnings - All employees
 - (f) Average Weekly Hours
 - (g) Average Hourly Earnings
 - (h) Average Weekly Wages of Hourly-Rated Wage-Earners
- These matrices were terminated in 1970.

	a	b	c	d	e	f	g	h
Canada	2908T	2920T	2932T	1432T	1433T	1434T	1435T	1436T
Atlantic Region	2909T	2921T	2933T	1437T	1438T	1439T	1440T	1441T
Newfoundland	2910T	2922T	2934T	1442T	1443T	1444T	1445T	1446T
Prince Edward Island	----	----	----	1447T	1448T	----	----	----
Nova Scotia	2911T	2923T	2935T	1452T	1453T	1454T	1455T	1456T
New Brunswick	2912T	2924T	2936T	1457T	1458T	1459T	1460T	1461T
Québec	2913T	2925T	2937T	1462T	1463T	1464T	1465T	1466T
Ontario	2914T	2926T	2938T	1467T	1468T	1469T	1470T	1471T
Prairie Region	2915T	2927T	2939T	1472T	1473T	1474T	1475T	1476T
Manitoba	2916T	2928T	2940T	1477T	1478T	1479T	1480T	1481T
Saskatchewan	2917T	2929T	2941T	1482T	1483T	1484T	1485T	1486T
Alberta	2918T	2930T	2942T	1487T	1488T	1489T	1490T	1491T
British Columbia	2919T	2931T	2943T	1492T	1493T	1494T	1495T	1496T
Yukon	----	----	----	1497T	1498T	----	----	----
Northwest Territories	----	----	----	1502T	1503T	----	----	----
Cornerbrook	----	----	----	1507T	1508T	----	----	----
St. John's Nfld	2945T	2944T	2946T	1512T	1513T	1514T	1515T	1516T
Halifax	2948T	2947T	2949T	1517T	1518T	1519T	1520T	1521T
Sydney	2951T	2950T	2952T	1522T	1523T	1524T	1525T	1526T
Moncton	2954T	2953T	2955T	1527T	1528T	1529T	1530T	1531T
Saint John N.B.	2957T	2956T	2958T	1532T	1533T	1534T	1535T	1536T
Chicoutimi	----	----	----	1537T	1538T	----	----	----
Drummondville	2960T	2959T	2961T	1542T	1543T	1544T	1545T	1546T
Granby	2963T	2962T	2964T	1547T	1548T	1549T	1550T	1551T
Montréal	2966T	2965T	2967T	1552T	1553T	1554T	1555T	1556T
Québec City	2969T	2968T	2970T	1557T	1558T	1559T	1560T	1561T
Rouyn-Noranda	----	----	----	1562T	1563T	----	----	----
Shawinigan	2972T	2971T	2973T	1567T	1568T	1569T	1570T	1571T
Sherbrooke	2975T	2974T	2976T	1572T	1573T	1574T	1575T	1576T
Sorel	2978T	2977T	2979T	1577T	1578T	1579T	1580T	1581T
St. Hyacinthe	2981T	2980T	2982T	1582T	1583T	1584T	1585T	1586T
St. Jean Qué.	2984T	2983T	2985T	1587T	1588T	1589T	1590T	1591T
St. Jérôme	2987T	2986T	2988T	1592T	1593T	1594T	1595T	1596T
Thetford Mines	2990T	2989T	2991T	1597T	1598T	1599T	1600T	1601T
Trois-Rivières	2993T	2992T	2994T	1602T	1603T	1604T	1605T	1606T
Valleyfield	2996T	2995T	2997T	1607T	1608T	1609T	1610T	1611T
Ottawa-Hull	2999T	2998T	3000T	1612T	1613T	1614T	1615T	1616T
Belleville	3002T	3001T	3003T	1617T	1618T	1619T	1620T	1621T
Brampton	3005T	3004T	3006T	1622T	1623T	1624T	1625T	1626T

V - 11
LABOUR AND INCOME

	a	b	c	d	e	f	g	h
Brantford	3008T	3007T	3009T	1627T	1628T	1629T	1630T	1631T
Brockville	3011T	3010T	3012T	1632T	1633T	1634T	1635T	1636T
Chatham	3014T	3013T	3015T	1637T	1638T	1639T	1640T	1641T
Cornwall	3017T	3016T	3018T	1642T	1643T	1644T	1645T	1646T
Thunder Bay	3059T	3058T	3060T	1647T	1648T	1649T	1650T	1651T
Guelph	3023T	3022T	3024T	1652T	1653T	1654T	1655T	1656T
Hamilton	3026T	3025T	3027T	1657T	1658T	1659T	1660T	1661T
Kingston	3029T	3028T	3030T	1662T	1663T	1664T	1665T	1666T
Kitchener	3020T	3019T	3021T	1667T	1668T	1669T	1670T	1671T
London	3032T	3031T	3033T	1672T	1673T	1674T	1675T	1676T
Niagara	3035T	3034T	3036T	1677T	1678T	1679T	1680T	1681T
North Bay	----	----	----	1682T	1683T	----	----	----
Oshawa	3038T	3037T	3039T	1687T	1688T	1689T	1690T	1691T
Peterborough	3041T	3040T	3042T	1692T	1693T	1694T	1695T	1696T
Sarnia	3044T	3043T	3045T	1697T	1698T	1699T	1700T	1701T
Sault Ste. Marie	----	----	----	1702T	1703T	----	----	----
Stratford	3053T	3052T	3054T	1707T	1708T	1709T	1710T	1711T
Sudbury	----	----	----	1712T	1713T	----	----	----
St. Catharines	3047T	3046T	3048T	1717T	1718T	1719T	1720T	1721T
St. Thomas	3050T	3049T	3051T	1722T	1723T	1724T	1725T	1726T
Timmins	3056T	3055T	3057T	1727T	1728T	1729T	1730T	1731T
Toronto	3062T	3061T	3063T	1732T	1733T	1734T	1735T	1736T
Welland	3065T	3064T	3066T	1737T	1738T	1739T	1740T	1741T
Windsor	3068T	3067T	3069T	1742T	1743T	1744T	1745T	1746T
Woodstock	3071T	3070T	3072T	1747T	1748T	1749T	1750T	1751T
Winnipeg	3074T	3073T	3075T	1752T	1753T	1754T	1755T	1756T
Regina	3077T	3076T	3078T	1757T	1758T	1759T	1760T	1761T
Saskatoon	3080T	3079T	3081T	1762T	1763T	1764T	1765T	1766T
Calgary	3083T	3082T	3084T	1767T	1768T	1769T	1770T	1771T
Edmonton	3086T	3085T	3087T	1772T	1773T	1774T	1775T	1776T
Vancouver	3089T	3088T	3090T	1777T	1778T	1779T	1780T	1781T
Victoria	3092T	3091T	3093T	1782T	1783T	1784T	1785T	1786T

Average Weekly Earnings, Industrial Composite, Canada,

Monthly, seasonally adjusted

1511T

31 Urban Areas

1510T

Employment Indexes, Industrial Composite, Urban Areas

1509T

Estimates of Labour Income (72-005-XPB)

By Provinces, monthly

17T

By Industries, monthly

18T

V - 12
LABOUR AND INCOME

3. MAJOR WAGE SETTLEMENTS, Quarterly (Labour Canada)

Information on major wage settlements is obtained from collective agreements settled in Canada during the quarter and covering 500 or more employees. The construction industry is excluded prior to 1983. The level of increase pertains to the base rate and includes estimated cost of living allowance (COLA) payments which are quantified by applying actual and/or projected increases in the Consumer Price Index to each COLA clause. For technical notes see Major Wage Settlements, Quarterly.

All Industries---Effective Wage Increase in Base Rate for New Settlements:

--by industry	4049
--by duration of agreement	4052
--by effective period	4055
Number of Employees for New Settlements:	
--by industry	4050
--by duration of agreement	4053
--by effective period	4056
Number of Agreements for New Settlements:	
--by industry	4051
--by duration of agreement	4054
--by effective period	4057
Effective Wage Increase in Base Rate for New Settlements by	
--Public/Private Sector and Jurisdiction	4058
Number of Employees for New Settlements by Public/Private	
--Sector and Jurisdiction	4059
Number of Agreements for New Settlements by Public/Private	
--Sector and Jurisdiction	4060

Information on major wage settlements is obtained from collective agreements settled in Canada during the quarter and covering 500 or more employees.

All Industries Including Manufacturing & Commercial:

Average annual percentage increases in base rates	4041T
Average annual percentage changes in base rates	4042T
Employees covered by new settlements in Collective bargaining	4043T
Average annual percentage increases in base rates with a COLA clause	4044T
Employees covered by new settlements, with a COLA clause	4045T
Average annual percentage increases in base rates without a COLA clause	4046T
Employees covered by new settlements, without a COLA clause	4047T

Matrix 4048 (Monthly) measures the trend in base rates of pay under all agreements currently in force since 1971.

Monthly index numbers, annual percentage and cents per hour increases in Base Rates	4048T
---	-------

V - 13
LABOUR AND INCOME

4. ESTIMATES OF EMPLOYEES BY PROVINCE AND INDUSTRY

Unadjusted for Seasonal Variations, Monthly	1714T
Seasonally Adjusted, Monthly	1715T

5. PUBLIC SECTOR EMPLOYMENT AND REMUNERATION

Federal Public Sector Employment and Remuneration	
--monthly, by province or territory	2860
--annually, by census metropolitan areas	2861
Department of National Defence, military personnel and gross pay and allowances,	
--monthly, by province, from March 1969	2720
Provincial & Territorial Public Sector Employment and Remuneration	
Public Sector Employment and Remuneration	
--monthly, by province or territory	2863
Local Public Sector Employment and Remuneration	
--monthly, by province or territory	2864
Provincial Territorial Government Employment, Wages and Salaries	2866

6. EMPLOYMENT INSURANCE STATISTICS

Employment Insurance Statistics, (73-001-XPB) (73-202-SPB)

Initial and Renewal Claims Received, by Province and Month	5700
Initial Claims Allowed, by Type & Renewal Claims Allowed, by Province and Month	5701
Benefit Payment, by Province, Month and Type of Benefit	5702
Number of Weeks Paid, by Province, Month and Type of Benefit	5703
Average Weekly Payment, by Province, Month and Type of Benefit	5704
Number of Beneficiaries, by Province, Month, Type of Benefit and Sex	5705
Number of Beneficiaries Receiving Regular Benefit with no	
Earnings Reported by Age, Month and Province	5706
Disqualifications and Disentitlements, by Province, Month and Reason	5707
Number of all Beneficiaries by Provinces, Census Divisions, Month and Sex	
Newfoundland, Prince Edward Island, Nova Scotia and New Brunswick	5708
Québec	5709
Ontario	5710
Manitoba, Saskatchewan and Alberta	5711
British Columbia, Yukon, Northwest Territories and outside Canada	5712
Number of Regular Beneficiaries with no earnings reported by	
Province Census Divisions, Month and Sex Newfoundland, Prince Edward Island,	
Nova Scotia and New Brunswick	5713
Québec	5714
Ontario	5715
Manitoba Saskatchewan and Alberta	5716
British Columbia, Yukon, Northwest Territories and outside Canada	5717

V - 14
LABOUR AND INCOME

Employment Insurance Statistics, persons covered by Employment Insurance, Canada, by month	26
Total Number of E. I. Beneficiaries by Province, Census Metropolitan Area or Census Agglomeration, by sex, and month	5735
Number of Regular Beneficiaries with no earnings reported, by Province, Census Metropolitan Area or Census Agglomeration, by sex and month	5736
Number of employees contributing to Employment Insurance by sex, age group and province, annual	5718
Employee contributions to Employment Insurance by sex, age group and province, annual	5719
Beneficiaries by age group, province and sex, annual	5720T
Employees Contributing to Employment Insurance Showing their Insurable Earnings, by province and sex, annual	5729
Employees Contributing to Employment Insurance Showing their Work Earnings, by province and sex, annual	5730
 <u>Benefit Periods Established and Terminated Under the Employment Insurance Act Annual</u>	
Employment Insurance benefit periods established by age groups, province and sex	5721T
Employment Insurance benefit periods estab. by type of benefit, province and sex	5722T
Benefit periods terminated by age groups, province and sex	5723T
Benefit periods terminated, by type of benefit, province and sex	5724T
Benefit periods terminated, by type of benefit, province and sex showing average number of weeks	5725T
Benefit periods terminated, by type of benefit, province and sex, showing average weekly benefit	5726T
Benefit periods terminated, by type of benefit, province and sex, showing average amount of benefit	5727T
Help Wanted Index (monthly, quarterly, annual)	105
 <u>Labour Gazette, Labour Canada,</u>	
Time Lost in Work Stoppages by Industry Group Monthly	28
Estimates of Trusteed Pension Funds, Quarterly	5749

V - 13
LABOUR AND INCOME

RELATED CANSIM II TABLES

ACTIVE

276-0001	Number of employment insurance beneficiaries, by type of benefit, monthly
276-0002	Number of employment insurance beneficiaries receiving regular benefits without reported earnings, monthly
276-0003	Employment insurance disqualifications and disentitlements, monthly
276-0004	Number of employment insurance claims received and allowed, monthly
276-0005	Employment insurance payments, by type of benefit, monthly
276-0006	Number of employment insurance beneficiaries, by 1996 census divisions and by province, monthly
276-0007	Insurable and work earnings of employees contributing to employment insurance, annual
276-0009	Number of employment insurance beneficiaries, by census metropolitan areas and census agglomerations, monthly
276-0010	Employment insurance contributions, annual
276-0011	Persons covered by employment insurance, monthly
276-0012	Number of employment insurance beneficiaries, by 1991 census division, Qu@bec, monthly
277-0001	Help-wanted index, annual
277-0002	Help-wanted index, monthly
278-0001	Major wage settlements, by major industry division, quarterly
278-0002	Major wage settlements, by jurisdiction, quarterly
278-0003	Time lost in work stoppages, by industry group, monthly
279-0001	Labour force survey estimates (LFS), by age group and sex, Canada, monthly
279-0002	Labour force survey estimates (LFS), by selected age groups, sex and provinces, monthly
279-0003	Labour force survey estimates (LFS), by age group and sex, annual average, Canada, annual
279-0004	Labour force survey estimates (LFS), by selected age groups, sex and provinces, annual average, annual
279-0005	Labour force survey estimates (LFS), by census metropolitan area, 3-month moving average, monthly
279-0006	Labour force survey estimates (LFS), by economic region and census metropolitan area, annual average, annual
279-0007	Labour force survey estimates (LFS), by province and economic region, 3-month moving average, monthly
279-0008	Labour force survey estimates (LFS), for Montr@al, Toronto and Vancouver census metropolitan areas, monthly
279-0009	Labour force survey estimates (LFS), by North American Industry Classification System (NAICS), Canada, monthly
279-0010	Labour force survey estimates (LFS), by North American Industry Classification System (NAICS), annual average, Canada, annual
279-0011	Labour force survey estimates (LFS), employment by selected North American Industry Classification System (NAICS) and provinces, monthly
279-0012	Labour force survey estimates (LFS), employment by selected North American Industry Classification System (NAICS) and provinces, annual average, annual
279-0013	Labour force survey estimates (LFS), by class of worker and sex, Canada, monthly
279-0014	Labour force survey estimates (LFS), by class of worker and sex, annual average, Canada, annual
279-0015	Labour force survey estimates (LFS), by class of worker and provinces, monthly
279-0016	Labour force survey estimates (LFS), by class of worker and provinces, annual average, annual
279-0017	Labour force survey estimates (LFS), by class of worker, type of work and hours worked, Canada, monthly
279-0018	Labour force survey estimates (LFS), by class of worker, type of work and hours worked, annual average, Canada, annual
279-0019	Labour force survey estimates (LFS), employment (actual hours worked) by North American Industry Classification System (NAICS), Canada, monthly

V - 14
LABOUR AND INCOME

RELATED CANSIM II TABLES

ACTIVE


- 279-0020 Labour force survey estimates (LFS), employment (actual hours worked) by North American Industry Classification System (NAICS), annual average, Canada, annual
- 279-0021 Labour force survey estimates (LFS), employment by Standard Occupational Classification, 1991 (SOC), seasonally adjusted, Canada, monthly
- 279-0022 Labour force survey estimates (LFS), by Standard Occupational Classification, 1991 (SOC), Canada and provinces, monthly
- 279-0023 Labour force survey estimates (LFS), by Standard Occupational Classification, 1991 (SOC), annual average, Canada and provinces, annual
- 279-0029 Absence rates of full-time paid workers, by sex for Canada and the provinces, annual
- 279-0030 Absence rates of full-time paid workers, by sex and North American Industry Classification System (NAICS), Canada, annual
- 279-0031 Absence rates of full-time workers, by sex and Standard Occupational Classification, 1991 (SOC), Canada, annual
- 279-0032 Absence rates of full-time paid workers, by sex and age group, Canada, annual
- 279-0033 Absence rates of full-time paid workers, by sex and presence of children, Canada, annual
- 280-0001 Estimates of trustee pension funds, quarterly
- 281-0001 Number of employees, (SEPH), by type of employee and Standard Industrial Classification, 1980 (SIC), monthly
- 281-0002 Average weekly earnings of employees, (SEPH), monthly
- 281-0003 Standard work week/hours (excluding overtime) of salaried employees (SEPH), monthly
- 281-0004 Average hourly earnings and average weekly hours of employees paid by the hour, (SEPH), monthly
- 281-0005 Number of employees, (SEPH), by type of employee and Standard Industrial Classification, 1980 (SIC), annual
- 281-0006 Average weekly earnings of employees, (SEPH), annual
- 281-0007 Standard work week/hours (excluding overtime) of salaried employees, (SEPH), annual
- 281-0008 Average hourly earnings and average weekly hours of employees paid by the hour, (SEPH), annual
- 281-0009 Fixed weighted index of average hourly earnings, (SEPH), monthly
- 281-0012 Percentage of industries showing year-over-year increases in employment and hours for selected industries, (SEPH), monthly

V - 15
LABOUR AND INCOME

RELATED CANSIM II TABLES

TERMINATED

276-0008	Number of employment insurance beneficiaries, by age and sex, annual
276-0013	Unemployment insurance statistics, by type of benefit, annual
276-0014	Unemployment insurance statistics, by benefit periods established and terminated, annual
278-0004	New settlements in collective bargaining units of 500 or more employees, quarterly
278-0005	Average annual percentage changes in base rates for new settlements covering collective bargaining units of 500 or more employees, quarterly
278-0006	Index, annual percentage and cents per hour increases in base rates under collective agreements covering bargaining units of 500 or more employees, monthly
279-0024	Number of unionized workers, employees and union density, by sex and industry based on the North American Industry Classification System (NAICS), annual
279-0025	Number of unionized workers, employees and union density, by sex and province, annual
279-0026	Number of unionized workers, employees and union density, by sex and industry based on the Standard Industrial Classification, 1980 (SIC), annual
279-0027	Union density, by sex, province and industry based on the Standard Industrial Classification, 1980 (SIC), annual
279-0028	Union density, by province and industry based on the Standard Industrial Classification, 1980 (SIC), annual
281-0013	Employment index, industrial composite, by selected urban areas, monthly
281-0014	Average weekly earnings, industrial composite, by selected urban areas, monthly
281-0015	Estimates of employees, by industry, monthly
281-0016	Wages and salaries, by Standard Industrial Classification, 1948 (SIC), monthly
281-0017	Wages and salaries, supplementary labour income, by Standard Industrial Classification, 1948 (SIC), monthly
281-0018	Average weekly earnings, (SEPH), by Standard Industrial Classification, 1960 (SIC), monthly
281-0019	Average weekly wages and number of wage-earners, (SEPH), by Standard Industrial Classification, 1960 (SIC), monthly
281-0020	Employment indexes, (SEPH), by Standard Industrial Classification, 1960 (SIC), monthly
281-0021	Average weekly earnings, all employees, (SEPH), by Standard Industrial Classification, 1960 (SIC), monthly
281-0022	Average weekly hours and hourly earnings of hourly-rated wage-earners, (SEPH), by Standard Industrial Classification, 1960 (SIC), monthly



VI - 1
MANUFACTURING, ENERGY AND DOMESTIC TRADE

This section contains measures of Industrial Production Activities from the Census of Manufacturers and includes items such as value of shipments and orders, employment, wages, and the cost of materials and supplies. Details are provided here for individual manufacturing industries as identified by the Standard Industrial Classification System, and are available at the Canada, region, and province level. Some production data are also provided. These include motor vehicles, refinery products, gas and utilities.

A summary of statistics from Energy, Mines and Resources representing data presented in the Energy Statistics Handbook, principal statistics of mineral industries, and data from miscellaneous mineral industries is also presented in this section. The results from the Survey of Retail Trade are presented here and include values of sales of goods by industry (S.I.C.) for Canada, values of sales of goods for some types of retail business by province, and department store sales and stocks by departments at the Canada level. Also included in this section are the associated subjects of summary statistics on direct selling, values of inventories of wholesale trade, merchandising inventories and sales figures of new motor vehicles.

SUBJECT MATTER	CONTACT	TELEPHONE
1. Manufacturing Industries of Canada: National and Provincial Areas, Principal Statistics (1980 SIC) Principal Statistics (1970 SIC)	Mr. B. Pepin	(613)951-3529
	"	"
	"	"
2. Monthly Survey of Manufacturing Industries	Mr. C. Kuntz	(613)951-7092
3. Miscellaneous Manufacturing Statistics	Mr. B. Pepin	(613)951-3529
4. Business Conditions Survey	Mr. C. Kuntz	(613)951-7092
5. Production of Motor Vehicles in Canada	Ms. P. Schlievert.....	(613)951-1123
6. Specified Chemicals		
7. Refined Petroleum Products	M. M. Palardy	(613)951-7174
8. Natural Resources Canada Principal Statistics of Mineral Industries Energy Statistics Handbook	Ms. J. Paquette.....	(613)992-9005
	Ms. S. Deschênes.....	(613)992-6767
	Mr. R. St.Jean.....	(613)996-4264
9. Electric Power Statistics	Mr. S. Grenier.....	(613)951-3566
10. Gas Utilities	Mr. G. Smalldridge.....	(613)951-3567
11. Quarterly Report on Energy Supply Canada	Mr. G. Smalldridge.....	(613)951-3567
12. Retail Trade-Monthly & Quarterly	Mr. M. Scrim	(613)951-5668
13. Monthly Sales & Stocks Estimates of Department Stores	Ms. J. Sear.....	(613)951-3559
14. Wholesale Trade	Mr. L. Murphy.....	(613)951-3542
15. Direct Selling in Canada	Ms. J. Sear.....	(613)951-3559
16. Merchandising Inventories	"	"
17. New Motor Vehicle Sales	"	"

FURTHER REFERENCES

for	see
Employment Earnings and Hours	Labour and Income
Capacity Utilization Rates in Canadian Manufacturing	Investment and Capital Stock
Statement of Assets	Industrial Organization & Finance
Control, Sales of Alcoholic Beverages in Canada	Industrial Organization & Finance

VI - 2
MANUFACTURING, ENERGY AND DOMESTIC TRADE

**1. MANUFACTURING INDUSTRIES OF CANADA: NATIONAL & PROVINCIAL AREAS,
 Canada and the Provinces, Annual (NAICS)**

Forestry and Logging, subsector, NAICS 113	11600
Timber tract operations, industry groupe, NAICS 1131	11601
Timber tract operations industry, NAICS 11311	11602
Timber tract operations, national industry, NAICS 113110	11603
Forest nurseries and gathering of fores products, industry group, NAICS 1132	11604
Forest nurseries and gather of forest products, industry, NAICS 11321	11065
Forest nurseries and gathering of forest products, national industry NAICS 113210	11606
Logging, industry group, NAICS 1133	11607
Logging, industry, NAICS 11331	11608
Logging, (excluding contract), national indstry, NAICS 113311	11609
Contract Logging, national industry, NAICS 113312	11610
Support activities for agriculture and forestry, sub-sector, NAICS 115	11611
Support activities for forestry, industry group, NAICS 1153	11612
Support activities for forestry, national industry group, NAICS 11531	11613
Support activities for forestry, national industry, NAICS 115310	11614
<u>Manufacturing Industries, Total all industries sector, NAICS 31-33</u>	11615
Food manufacturing, NAICS 311	11616
Animal food manufacturing, Industry Group, NAICS 3111	11617
Animal food manufacturing, industry, NAICS 31111	11618
Dog and cat food manufactuirng, national Industry, NAICS 311111	11619
Other animal food manufacturing, national industry, group NAICS 311119	11620
Grain and oilseed milling, industry group, NAICS 3112	11621
Flour milling and malt manufacturing, industry, NAICS 31121	11622
Flour milling, national industry, NAICS 311211	11623
Rice milling and malt manufactuirng, national industry, NAICS 311214	11624
Starch and vegetable fat and oil manufactuirm, industry, NAICS 31122	11625
Wet corm millin, national industry, NAICS 311221	11626
Oilseed processing, national industry, NAICS 211224	11627
Fat and oil refinin and blending, national industry, NAICS 311225	11628
Breakfast cereal manufacturing, industry, NAICS 31123	11629
Breakfast cereal mnaufacturing, national industry, NAICS 311230	11630
Sugar and confectionery product manufacturing, industry group, NAICS 3113	11631
Sugar mnaufactuirm, industry, NAICS 31131	11632
Sugar manufacturing, national industry, NAICS 311310	11633
Chocolate and confectionery manufacturing fromcacao beans, industry, NAICS 31132	11634
Chocolate and confectionery manufacturing from cacao beans, national industry, NAICS 31132-	11635
Confectionery manufacturing from purchased chocolate, industry, NAICS 31133	11636
Confectionery manufacturing from purchased chocolate, national industry, NAICS 311330	11637
Non-chocolate confectionery manufacturing, industry, NAICS 31134	11638
Non-chocolate confectionery manufacturing, national industry, NAICS 311340	11639
Fruit and vegetable preserving and specialty food manufacturing, industry group, NAICS 3114	11640
Frozen food manufacturing, industry, NAICS 31141	11641
Frozen food manufacturing, national industry, NAICS 311410	11642
Fruit and vegetable canning, pickling and drying, industry, NAICS 31142	11643
Fruit and vegetable canning, pickling and drying, national industry, NAICS 311420	11644

VI - 3
 MANUFACTURING, ENERGY AND DOMESTIC TRADE

Dairy product manufacturing, industry group, NAICS 3115	11645
Dairy product (except frozen) manufacturing, industry, NAICS 31151	11646
Fluid milk manufacturing, national industry, NAICS 311511	11647
Butter, cheese, and dry and condensed dairy products manufacturing, national industry, NAICS 311515	11648
Ice cream and frozen dessert manufacturing, industry, NAICS 31152	11649
Ice cream and frozen dessert manufacturing, national industry, NAICS 311520	11650
Meat product manufacturing, industry group, NAICS 3116	11651
Animal slaughtering and processing, industry, NAICS 31161	11652
Animal (except poultry) slaughtering, national industry, NAICS 311611	11653
Rendering and meat processing from carcasses, national industry, NAICS 311614	11654
Poultry processing, national industry, NAICS 311615	11655
Seafood product preparation and packaging, industry group, NAICS 3117	11656
Seafood product preparation and packaging, industry, NAICS 31171	11657
Seafood product preparation and packaging, national industry, NAICS 311710	11658
Bakeries and tortilla manufacturing, industry group, NAICS 3118	11659
Bread and bakery product manufacturing, industry, NAICS 31181	11660
Retail bakeries, national industry, NAICS 311811	11661
Commercial bakeries and frozen bakery product manufacturing, national industry, NAICS 311814	11662
Cookie, cracker and pasta manufacturing, industry, NAICS 31182	11663
Cookie and cracker manufacturing, national industry, NAICS 311821	11664
Flour mixes and dough manufacturing from purchased flour, national industry, NAICS 311822	11665
Dry pasta manufacturing, national industry, NAICS 311823	11666
Tortilla manufacturing, industry, NAICS 31183	11667
Tortilla manufacturing, national industry, NAICS 311830	11668
Other food manufacturing, industry group, NAICS 3119	11669
Snack food manufacturing, industry, NAICS 31191	11670
Roasted nut and peanut butter manufacturing, national industry, NAICS 311911	11671
Othehr snack food manufacturing, national industry, NAICS 311919	11672
Coffee and tea manufacturing, industry, NAICS 31192	11673
Coffee and tea manufacturing, national industry, NAICS 311920	11674
Flavouring syrup and concentrate manufacturing, industry, NAICS 31193	11675
Flavouring syrup and concentrate manufacturing, national industry, NAICS 311930	11676
Seasoning and dressing manufacturing, industry, NAICS 31194	11677
Seasoning and dressing manufacturing, national industry, NAICS 311940	11678
All other food manufacturing, industry, NAICS 31199	11679
All other food manufacturing, national industry, NAICS 311990	11680
Beverage and tobacco product manufacturing, sub sector, NAICS 312	11681
Beverage manufacturing, industry group, NAICS 3121	11682
Soft drink and ice manufacturing, industry, NAICS 31211	11683
Soft drink and ice manufacturing, national industry, NAICS 312110	11684
Breweries industry, NAICS 31212	11685
Breweries, national industry, NAICS 312120	11686
Wineries, industry, NAICS 31213	11687
Wineries, national industry, NAICS 312130	11688
Distilleries, industry, NAICS 31214	11689
Distilleries, national industry, NAICS 312140	11690
Tobacco manufacturing, industry group, NAICS 3122	11691
Tobacco stemming and redrying, industry, NAICS 31221	11692
Tobacco stemming and redrying, national industry, NAICS 312210	11693

VI - 4
MANUFACTURING, ENERGY AND DOMESTIC TRADE

Tobacco product manufacturing, industry, NAICS 31222	11694
Tobacco product manufacturing, national industry, NAICS 312220	11695
Textile mills, sub-sector, NAICS 313	11696
Fibre, yarn and thread mills, industry group, NAICS 3131	11697
Fibre, yarn and thread mills, industry, NAICS 31311	11698
Fibre, yarn and thread mills, national industry, NAICS 313110	11699
Fabric mills, industry group, NAICS 3132	11700
Broad-woven fabric mills, national industry, NAICS 31321	11701
Broad-woven fabric mills, national industry, NAICS 313210	11702
Schiffli narrow fabric mills and schiffli machine embroidery, industry, NAICS 31322	11703
Schiffli narrow fabric mills and schiffli machine embroidery, national industry, NAICS 313220	11704
Nonwoven fabric mills, industry, NAICS 31323	11705
Nonwoven fabric mills, national industry, NAICS 313230	11706
Knit fabric mills, industry, NAICS 31324	11707
Knit fabric mills, national industry, NAICS 313240	11708
Textile and fabric finishing and fabric coating, industry group, NAICS 3133	11709
Textile and fabric finishing, industry, NAICS 31331	11710
Textile and fabric finishing, national industry, NAICS 313310	11711
Fabric coating, industry, NAICS 31332	11712
Fabric coating, national industry, NAICS 313320	11713
Textile productmills, sub-sector, NAICS 314	11714
Textile furnishings mills, industry group, NAICS 3141	11715
Carpet and rug mills, industry, NAICS 31411	11716
Carpet and rug mills, national industry, NAICS 314110	11717
Curtain and linen mills, industry, NAICS 31412	11718
Curtain and linen mills, national industry, NAICS 314120	11719
Other textile product mills, industry group, NAICS 3149	11720
Textile bag and canvas mills, industry, NAICS 31491	11721
Textile bag and canvas mills, national industry, NAICS 314910	11722
All other textile product mills, industry, NAICS 31499	11723
All other textile product mills, national industry, NAICS 314990	11724
Clothing manufacturing, sub-sector, NAICS 315	11725
Clothing knitting mills, industry group, NAICS 3151	11726
Hosiery and sock mills, industry, NAICS 31511	11727
Hosiery and sock mills, national industry, NAICS 315110	11728
Other clothing knitting mills, industry, NAICS 31519	11729
Other clothing knitting mills, national industry, NAICS 315190	11730
Cut and sew clothing manufacturing industry group, NAICS 3152	11731
Cut and sew clothing contracting, industry, NAICS 31521	11732
Cut and sew clothing contracting, national industry, NAICS 315210	11733
Men's and boys' cut and sew clothing manufacturing, industry, NAICS 31522	11734
Men's and boys' cut and sew underwear and nightwear manufacturing, industry, NAICS 315221	11735
Men's and boys' cut and sew underwear and nightwear manufacturing, national industry, NAICS 3152210	11736
Men's and boys' cut and sew shirt manufacturing, national industry, NAICS 315226	11737
Men's and boys' cut and sew trouser, slack and jean manufacturing, National industry, NAICS 315227	11738

VI - 5
MANUFACTURING, ENERGY AND DOMESTIC TRADE

Other men's and boys' cut and sew clothing manufacturing, national industry, NAICS 315229	11739
Women's and girls' cut and sew clothing manufacturing, industry, NAICS 31523	11740
Women's and girls' cut and sew lingerie, loungewear and nightwear manufacturing, national industry, NAICS 315231	11741
Women's and girls' cut and sew blouse and shirt manufacturing, national industry, NAICS 315232	11742
Women's and girls' cut and sew dress manufacturing, national industry, NAICS 315233	11743
Women's and girls' cut and sew suit, coat, tailored jacket and skirt manufacturing, national industry, NAICS 315234	11744
Other women's and girls' cut and sew clothing manufacturing, national industry, NAICS 315239	11745
Other cut and sew clothing manufacturing, industry, NAICS 31529	11746
Infants' cut and sew clothing, national industry, NAICS 31529	11747
Fur and leather clothing manufacturing, national industry, NAICS 315292	11748
All other cut and sew clothing manufacturing, national industry, NAICS 315299	11749
Clothing accessories and other clothing manufacturing, industry group, NAICS 3159	11750
Clothing accessories and other clothing manufacturing, industry, NAICS 31599	11751
Clothing accessories and other clothing manufacturing, national industry, NAICS 315990	11752
Leather and allied product manufacturing, sub-sector, NAICS 316	11753
Leather and hide tanning and finishing, industry group, NAICS 3161	11754
Leather and hide tanning and finishing, industry, NAICS 31611	11755
Leather and hide tanning and finishing, national industry, NAICS 316110	11756
Footwear manufacturing, industry group, NAICS 3162	11757
Footwear manufacturing, industry, NAICS 31621	11758
Footwear manufacturing, national industry, NAICS 316210	11759
Other leather and allied product manufacturing, industry group, NAICS 3169	11760
Other leather and allied product manufacturing industry, NAICS 31699	11761
Other leather and allied product manufacturing national industry, NAICS 316990	11762
Wood product manufacturing, sub-sector, NAICS 321	11763
Sawmills and wood preservation, industry group, NAICS 3211	11764
Sawmills and wood preservation, industry, NAICS 32111	11765
Sawmills (except shingle and shake mills, national industry, NAICS 321111)	11766
Shingle and shake mills, national industry, NAICS 321112	11767
Wood preservation, national industry, NAICS 321114	11768
Veneer, plywood and engineered wood product manufacturing, industry group, NAICS 3212	11769
Veneer, plywood and engineered wood product manufacturing, industry, NAICS 32121	11770
Hardwood veneer and plywood mills, national industry, NAICS 321211	11771
Softwood veneer and plywood mills, national industry, NAICS 321212	11772
Structural wood product manufacturing, national industry, NAICS 321215	11773
Particle board and fibreboard mills, national industry, NAICS 321216	11774
Waferboard mills, national industry, NAICS 321217	11775
Other wood product manufacturing, industry group, NAICS 3219	11776
Millwork, industry, NAICS 32191	11777
Wood window and door manufacturing, national industry, NAICS 321911	11778
Other millwork, national industry, NAICS 321919	11779
Wood containers and pallets manufacturing, industry, NAICS 32192	11780
Wood containers and pallets manufacturing, national industry, NAICS 321920	11781

VI - 6
MANUFACTURING, ENERGY AND DOMESTIC TRADE

All other wood product manufacturing, industry, AICS 32199	11782
Manufactured (mobile) home manufacturing, national industry, AICS 321991	11783
Prefabricated wood building manufacturing, national industry, NAICS 321992	11784
All other miscellaneous wood product manufacturing, national industry, NAICS 321999	11785
Paper manufacturing, sub-sector, NAICS 322	11786
Pulp, paper and paperboard mills, industry group, NAICS 3221	11787
Pulp mills, industry, NAICS 32211	11788
Mechanical pulp mills, national industry, NAICS 322111	11789
Chemical pulp mills, national industry, NAICS 322112	11790
Paper mills, industry, NAICS 32212	11791
Paper (except newsprint) mills, national industry, NAICS 322121	11792
Newsprint mills, national industry, NAICS 322122	11793
Paperboard mills, industry, NAICS 32213	11794
Paperboard mills, national industry, NAICS 322130	11795
Converted paper product manufacturing, industry group, AICS 3222	11796
Paperboard container manufacturing, industry, NAICS 32221	11797
Corrugated and sloid fibre boad manufacturing, national industry, NAICS 322211	11798
Folding paperboard box manufacturing, national industry, NAICS 322212	11799
Other paperboard container manufacturing, national industry, NAICS 322219	11800
Paper bag and coated and treated paper manufacturing, industry, NAICS 32222	11801
Paper bag and coated and treated paper manufacturing, national industry, NAICS 322220	11802
Stationery product manufacturing, industry, NAICS 32223	11803
Stationery product manufacturing, national industry, NAICS 322230	11804
Other converted paper product manufacturing, industry, NAICS 32229	11805
Sanitary paper product manufacturing, national industry, NAICS 322291	11806
All other converted paper product manufacturing, national industry, NAICS 322299	11807
Printing and related support activities, sub-sector, NAICS 323	11808
Printing and related support activities, industry group, NAICS 3231	11809
Printing, industry, NAICS 32311	11810
Commercial screen printing, national industry, NAICS 323113	11811
Quick printing, national industry, NAICS 323114	11812
Digital printing, national industry, NAICS 323115	11813
Manifold business forms printing, national industry, NAICS 323116	11814
Other printing, national industry, NAICS 323119	11815
Support activities for printing, industry, NAICS 32312	11816
Support activities for printing, national industry, NAICS 323120	11817
Petroleum and coal products manufacturing, sub-sector, NAICS 324	11818
Petroleum and coal products manufacturing, industry group, NAICS 3241	11819
Petroleum refineries, industry, NAICS 32411	11820
Petroleum refineries, national industry, NAICS 324110	11821
Asphalt paving, roofing and saturated materials manufacturing, industry, NAICS 32412	11822
Asphalt paving mixture and block manufacturing, national industry, NAICS 324121	11823
Asphalt shingle and coating material manufacturing, national industry, NAICS 324122	11824
Other petroleum and coal products manufacturing, industry, NAICS 32419	11825
Other petroleum and coal products manufacturing, national industry, NAICS 324190	11826
Chemical manufacturing, sub-sector, NAICS 325	11827
Basic chemical manufacturing, industry group, NAICS 3251	11828
Petrochemical manufacturing, industry, NAICS 32511	11829

VI - 7
MANUFACTURING, ENERGY AND DOMESTIC TRADE

Petrochemical manufacturing, national industry, NAICS 325110	11830
Industrial gas manufacturing, industry, NAICS 32512	11831
Industrial gas manufacturing, national industry, NAICS 325120	11832
Synthetic dye and pigment manufacturing, industry, NAICS 32513	11833
Synthetic dye and pigment manufacturing, national industry, NAICS 325130	11834
Other basic inorganic chemical manufacturing, industry, NAICS 32518	11835
Alkali and chlorine manufacturing, national industry, NAICS 325181	11836
All other basic inorganic chemical manufacturing, national industry, NAICS 325189	11837
Other basic organic chemical manufacturing, industry, NAICS 32519	11838
Other basic organic chemical manufacturing, national industry, NAICS 325190	11839
Resin, synthetic rubber and artificial and synthetic fibres and filaments, Resin, synthetic rubber and artificial and synthetic fibres and filaments, industry group, NAICS 3252	11840
Resin and synthetic rubber manufacturing, industry, NAICS 32521	11841
Resin and synthetic rubber manufacturing, national industry, NAICS 325210	11842
Artificial and synthetic fibres and filaments manufacturing, industry, NAICS 32522	11843
Artificial and synthetic fibres and filaments manufacturing, national industry, NAICS 325220	11844
Pesticide fertilizer and other agricultural chemical manufacturing, industry group, NAICS 3253	11845
Fertilizer manufacturing, industry, NAICS 32531	11846
Chemical fertilizer (except potash) manufacturing, national industry, NAICS 325313	11847
Mixed fertilizer manufacturing, national industry, NAICS 325314	11848
Pesticide and other agricultural chemical manufacturing, industry, NAICS 32532	11849
Pesticide and other agricultural chemical manufacturing, national industry, NAICS 325320	11850
Pharmaceutical and medicine manufacturin, industry group, NAICS 3254	11851
Pharmaceutical and medicine manufacturing, industry, NAICS 32541	11852
Pharmaceutical and medicine manufacturing, national industry, NAICS 325410	11853
Paint, coating and adhesive manufacturin, industry group, NAICS 3255	11854
Paint and coating manufacturing industry, NAICS 32551	11855
Paint and coating manufacturing national industry, NAICS 325510	11856
Adhesive manufacturing, industry, NAICS 32552	11857
Adhesive manufacturing, national industry, NAICS 325520	11858
Soap, cleaing compound and toilet preparation manufacturing, industry group, NAICS 3256	11859
Soap and cleaning compound manufacturing, industry, NAICS 32561	11860
Soap and cleaning compound manufacturing, national industry, NAICS 325610	11861
Toilet preparation manufacturing, industry, NAICS 32562	11862
Toilet preparation manufacturing, national industry, NAICS 325620	11863
Other chemical product manufacturing, industryp group, NAICS 3259	11864
Printing ink manufacturing, industry, NAICS 32591	11865
Printing ink manufacturing, national industry, NAICS 325910	11866
Explosives manufacturing, industry, NAICS 32592	11867
Explosives manfuacturing, national industry, NAICS 325920	11868
All other chemical products manufacturing, industry, NAICS 32599	11869
Custom compounding of purchased resins, national industry, NAICS 325991	11870
All other miscellaneous chemical product manufacturing, national industry, NAICS 325999	11871
Plastics and rubber products manufactruing, sub-sector NAICS 326	11872
Plastic product manufacturing, industry group, NAICS 3261	11873

VI - 8
MANUFACTURING, ENERGY AND DOMESTIC TRADE

Unsupported plastic film, sheet and bag manufacturing, industry, NAICS 32611	11874
Unsupported plastic bag manufacturing, national industry, NAICS 326111	11875
Unsupported plastic film and sheet manufacturing, national industry, NAICS 326114	11876
Plastic pipe, pipe fitting and unsupported profile shape manufacturing, industry, NAICS 32612	11877
Plastic pipe, pipe fitting and unsupported profile shape manufacturing, national industry, NAICS 326121	11878
Plastic pipe and pipe fitting manufacturing, national industry, NAICS 326122	11879
Laminated plastic plate, sheet and shape manufacturing, industry, NAICS 32613	11880
Laminated plastic plate, sheet and shape manufacturing, national industry, NAICS 326130	11881
Polystyrene foam product manufacturing, industry, NAICS 32614	11882
Polystyrene foam product manufacturing, national industry, NAICS 326140	11883
Urethane and other foam product (except polystyrene) manufacturing, industry, NAICS 32615	11884
Urethane and other foam product (except polystyrene) manufacturing, national industry, NAICS 326150	11885
Plastic bottle manufacturing, industry, NAICS 32616	11886
Plastic bottle manufacturing, national industry, NAICS 326160	11887
Other plastic product manufacturing, industry, NAICS 32619	11888
Plastic plumbing fixture manufacturing, national industry, NAICS 326191	11889
Motor vehicle plastic parts manufacturing national industry, NAICS 326193	11890
All other plastic product manufacturing, national industry, NAICS 326198	11891
Rubber product manufacturing, industry group, NAICS 3262	11892
Tire manufacturing, industry NAICS 32621	11893
Tire manufacturing, national industry, NAICS 326210	11894
Rubber and plastic hose and belting manufacturing, industry, NAICS 32622	11895
Rubber and plastic hose and belting manufacturing, national industry, NAICS 326220	11896
Other rubber product manufacturing, industry, NAICS 32629	11897
Other rubber product manufacturing, national industry, NAICS 326290	11898
Non-metallic mineral product manufacturing, sub-sector, NAICS 327	11899
Clay product and refractory manufacturing, industry group, NAICS 3271	11900
Pottery, ceramics and plumbing fixture manufacturing, industry, NAICS 32711	11901
Pottery, ceramics and plumbing fixture manufacturing, national industry, NAICS 327110	11902
Clay building material and refractory manufacturing, industry, NAICS 32712	11903
Clay building material and refractory manufacturing, national industry, NAICS 327120	11904
Glass and glass product manufacturing, industry group, NAICS 3272	11905
Glass and glass product manufacturing, industry, NAICS 32721	11906
Glass manufacturing, national industry, NAICS 327214	11907
Glass product manufacturing from purchased glass, national industry, NAICS 327215	11908
Cement and concrete product manufacturing industry group, NAICS 3273	11909
Cement manufacturing, industry, NAICS 32731	11910
Cement manufacturing, national industry, NAICS 327310	11911
Ready-mix concrete manufacturing, industry, NAICS 32732	11912
Ready-mix concrete manufacturing, national industry, NAICS 327320	11913
Concrete pipe, brick and block manufacturing, industry, NAICS 32733	11914
Concrete pipe, brick and block manufacturing, national industry, NAICS 327330	11915
Other concrete product manufacturing, industry, NAICS 32739	11916
Other concrete product manufacturing, national industry, NAICS 327390	11917

VI - 9
MANUFACTURING, ENERGY AND DOMESTIC TRADE

Lime and gypsum product manufacturing, industry group, NAICS 3274	11918
Lime manufacturing, industry, NAICS 32741	11919
Lime manufacturing, national industry, NAICS 327410	11920
Gypsum product manufacturing, industry, NAICS 32742	11921
Gypsum product manufacturing, national industry, NAICS 327420	11922
Other non-metallic mineral product manufacturing, industry group, NAICS 3279	11923
Abrasive product manufacturing, industry, NAICS 32791	11924
Abrasive product manufacturing, national industry, NAICS 327910	11925
All other non-metallic mineral product manufacturing, industry, NAICS 32799	11926
All other non-metallic mineral product manufacturing, national industry, NAICS 327990	11927
Primary metal manufacturing, sub-sector, NAICS 331	11928
Iron and steel mills and ferro-alloy manufacturing, industry group, NAICS 3311	11929
Iron and steel mills and ferro-alloy manufacturing, industry, NAICS 33111	11930
Iron and steel mills and ferro-alloy manufacturing, national industry, NAICS 331110	11931
Steel product manufacturing from purchased steel, industry group, NAICS 3312	11932
Iron and steel pipes and tubes manufacturing from purchased steel, industry, NAICS 33121	11933
Iron and steel pipes and tubes manufacturing from purchased steel, national industry, NAICS 331210	11934
Rolling and drawing of purchased steel, industry, NAICS 33122	11935
Cold-rolled steel shape manufacturing, national industry, NAICS 331221	11936
Steel wire drawing, national industry, NAICS 331222	11937
Alumina and aluminum production and processing, industry group, NAICS 3313	11938
Alumina and aluminum production and processing, industry, NAICS 33131	11939
Primary production of alumina and aluminum, national industry NAICS 331313	11940
Aluminum rolling, drawing, extruding and alloying, national industry, NAICS 331317	11941
Non-ferrous metal (except aluminum) production and processing, industry group, NAICS 3314	11942
Non-ferrous metal (except aluminum) smelting and refining, industry, NAICS 33141	11943
Non-ferrous metal (except aluminum) smelting and refining, national industry, NAICS 331410	11944
Copper rolling, drawing, extruding and alloying, industry, NAICS 33142	11945
Copper rolling, drawing, extruding and alloying, national industry, NAICS 331420	11946
Non-ferrous metal (except copper and aluminum) rolling, drawing, extruding, industry, NAICS 33149	11947
Non-ferrous metal (except copper and aluminum) rolling, drawing, extruding, national industry, NAICS 331490	11948
Foundries, industry group, NAICS 3315	11949
Ferrous metal foundries, industry, NAICS 33151	11950
Iron foundries, national industry, NAICS 331511	11951
Steel foundries, national industry, NAICS 331514	11952
Non-ferrous metal foundries, industry, NAICS 33152	11953
Non-ferrous die-casting foundries, national industry, NAICS 331523	11954
Non-ferrous foundries (except die-casting), national industry, NAICS 331529	11955
Fabricated metal product manufacturing, sub-sector, NAICS 332	11956
Forging and stamping, industry, NAICS 33211	11957
Forging and stamping, industry, NAICS 33211	11958
Forging, national industry, NAICS 332113	11959

VI - 10
MANUFACTURING, ENERGY AND DOMESTIC TRADE

Stamping, national industry, NAICS 332118	11960
Cutlery and hand tool manufacturing, industry group, NAICS 3322	11961
Cutlery and hand tool manufacturing, industry, NAICS 33221	11962
Cutlery and hand tool manufacturing, national industry, NAICS 332210	11963
Architectural and structural metals manufacturing, industry group, NAICS 3323	11964
Plate work and fabricated structural product manufacturing, industry, NAICS 33231	11965
Prefabricated metal building and component manufacturing, national industry, NAICS 332311	11966
Concrete reinforcing bar manufacturing, national industry, NAICS 332314	11967
Other plate work and fabricated structural product manufacturing, national industry, NAICS 332319	11968
Ornamental and architectural metal products manufacturing, industry, NAICS 33232	11969
Metal window and door manufacturing, national industry, NAICS 332321	11970
Other ornamental and architectural metal products manufacturing, national industry, NAICS 332329	11971
Boiler, tank and shipping container manufacturing, industry group, NAICS 3324	11972
Power boiler and heat exchanger manufacturing, industry, NAICS 33241	11973
Power boiler and heat exchanger manufacturing, national industry, NAICS 332410	11974
Metal tank (heavy gauge) manufacturing, industry, NAICS 33242	11975
Metal tank (heavy gauge) manufacturing, national industry, NAICS 332420	11976
Metal can, box and other metal container (light gauge) manufacturing, industry, NAICS 33243	11977
Metal can manufacturing, national industry, NAICS 332431	11978
Other metal container manufacturing, national industry, NAICS 332439	11979
Hardware manufacturing, industry group, NAICS 3325	11980
Hardware manufacturing, industry, NAICS 33251	11981
Hardware manufacturing, national industry, NAICS 332510	11982
Spring and wire product manufacturing, industry group, NAICS 3326	11983
Spring and wire product manufacturing, industry, NAICS 33261	11984
Spring (heavy gauge) manufacturing, national industry, NAICS 332611	11985
Other fabricated wire product manufacturing, national industry, NAICS 332619	11986
Machine shops, turned product, and screw, nut and bolt manufacturing, industry group, NAICS 3327	11987
Machine shops, industry, NAICS 33271	11988
Machine shops, national industry, NAICS 332710	11989
Turned product and screw, nut and bolt manufacturing, industry, NAICS 33272	11990
Turned product and screw, nut and bolt manufacturing, national industry, NAICS 332720	11991
Coating, engraving, heat treating and allied activities, industry group, NAICS 3328	11992
Coating, engraving, heat treating and allied activities, industry, NAICS 33281	11993
Coating, engraving, heat treating and allied activities, national industry, NAICS 332810	11994
Other fabricated metal product manufacturing, industry group, NAICS 3329	11995
Metal valve manufacturing, industry, NAICS 33291	11996
Metal valve manufacturing, national industry, NAICS 332910	11997
All other fabricated metal product manufacturing, industry, NAICS 33299	11998
Ball and boiler bearing manufacturing, national industry, NAICS 332991	11999
All other miscellaneous industry, NAICS 332999	12000
Machinery manufacturing, sub-sector, NAICS 333	12001
Agricultural, construction and mining machinery manufacturing, industry group, NAICS 3331	12002
Agricultural implement manufacturing, industry, NAICS 33311	12003

VI - 11
MANUFACTURING, ENERGY AND DOMESTIC TRADE

Agricultural implement manufacturing, national industry, NAICS 333110	12004
Construction machinery manufacturing, industry, NAICS 33312	12005
Construction machinery manufacturing, national industry, NAICS 333120	12006
Mining and oil and gas field machinery manufacturing, industry, NAICS 33313	12007
Mining and oil and gas field machinery manufacturing, national industry, NAICS 333130	12008
Industrial machinery manufacturing, industry group, NAICS 3332	12009
Sawmill and woodworking machinery manufacturing, industry, NAICS 33321	12010
Sawmill and woodworking machinery manufacturing, national industry, NAICS 333210	12011
Rubber and plastic industry machinery manufacturing, industry, NAICS 33322	12012
Rubber and plastic industry machinery manufacturing, national industry, NAICS 333220	12013
Other industrial machinery manufacturing, industry, NAICS 33329	12014
Paper industry machinery manufacturing, national industry, NAICS 333291	12015
All other industrial machinery manufacturing, national industry, NAICS 333299	12016
Commercial and service industry machinery manufacturing, industry group, NAICS 3333	12017
Commercial and service industry machinery manufacturing, industry, NAICS 33331	12018
Commercial and service industry machinery manufacturing, national industry, NAICS 333310	12019
Ventilation, heating, air-conditioning and commercial refrigeration equipment, industry group, NAICS 3334	12020
Ventilation, heating, air-conditioning and commercial refrigeration equipment, industry, NAICS 33341	12021
Industrial and commercial fan and blower and air purification equipment, national industry, NAICS 333413	12022
Heating equipment and commercial refrigeration equipment manufacturing, national industry, NAICS 333416	12023
Metalworking machinery manufacturing, industry group, NAICS 3335	12024
Metalworking machinery manufacturing, industry, NAICS 33351	12025
Industrial mould manufacturing, national industry, NAICS 333511	12026
Other metalworking machinery manufacturing, national industry, NAICS 333519	12027
Engine, turbine and power transmission equipment manufacturing, industry group, NAICS 3336	12028
Engine, turbine and power transmission equipment manufacturing, industry, NAICS 33361	12029
Turbine and turbine generator set unit manufacturing, national industry, NAICS 333611	12030
Other engine and power transmission equipment manufacturing, national industry, NAICS 333619	12031
Other general-purpose machinery manufacturing, industry group, NAICS 3339	12032
Pump and compressor manufacturing, industry, NAICS 33391	12033
Pump and compressor manufacturing, national industry, NAICS 333910	12034
Material handling equipment manufacturing, industry, NAICS 33392	12035
Material handling equipment manufacturing, national industry, NAICS 333920	12036
All other general-purpose machinery manufacturing, industry, NAICS 33399	12037
All other general-purpose machinery manufacturing, national industry, NAICS 333990	12038
Computer and electronic product manufacturing, sub-sector NAICS 334	12039
Computer and peripheral equipment manufacturing, industry group, NAICS 3341	12040
Computer and peripheral equipment manufacturing, industry, NAICS 33411	12041

VI - 12
MANUFACTURING, ENERGY AND DOMESTIC TRADE

Computer and peripheral equipment manufacturing, national industry, NAICS 334110	12042
Communications equipment manufacturing, industry group, NAICS 3342	12043
Telephone apparatus manufacturing, industry, NAICS 33421	12044
Telephone apparatus manufacturing, national industry, NAICS 334210	12045
Radio and television broadcasting and wireless communications equipment, industry, NAICS 33422	12046
Radio and television broadcasting and wireless communications equipment, national industry, NAICS 334220	12047
Other communications equipment manufacturing, industry, NAICS 33429	12048
Other communications equipment manufacturing, national industry, NAICS 334290	12049
Audio and video equipment manufacturing, industry group, NAICS 3343	12050
Audio and video equipment manufacturing, industry, NAICS 33431	12051
Audio and video equipment manufacturing, national industry, NAICS 334310	12052
Semiconductors and other electronic component manufacturing, industry group, NAICS 3344	12053
Semiconductors and other electronic component manufacturing, industry, NAICS 33441	12054
Semiconductors and other electronic component manufacturing, national industry, NAICS 334410	12055
Navigational, measuring, medical and control instruments manufacturing, industry group, NAICS 3345	12056
Navigational, measuring, medical and control instruments manufacturing, industry, NAICS 33451	12057
Navigational and guidance instruments manufacturing, national industry, NAICS 334511	12058
Measuring, medical and controlling devices manufacturing, national industry, NAICS 334512	12059
Manufacturing and reproducing magnetic and optical media, industry group, NAICS 3346	12060
Manufacturing and reproducing magnetic and optical media, industry, NAICS 33461	12061
Manufacturing and reproducing magnetic and optical media, national industry, NAICS 334610	12062
Electrical equipment, appliance and component manufacturing, sub-sector, NAICS 335	12063
Electric lighting equipment manufacturing, industry group, NAICS 3351	12064
Electric lamp bulb and parts manufacturing, industry, NAICS 33511	12065
Electric lamp bulb and parts manufacturing, national industry, NAICS 335110	12066
Lighting fixture manufacturing, industry, NAICS 33512	12067
Lighting fixture manufacturing, national industry, NAICS 335120	12068
Household appliance manufacturing, industry group, NAICS 3352	12069
Small electrical appliance manufacturing, industry, NAICS 33521	12070
Small electrical appliance manufacturing, national industry, NAICS 335210	12071
Major appliance manufacturing, industry, NAICS 33522	12072
Major kitchen appliance manufacturing, national industry, NAICS 335223	12073
Other major appliance manufacturing, national industry, NAICS 335229	12074
Electrical equipment manufacturing, industry group, NAICS 3353	12075
Electrical equipment manufacturing, industry, NAICS 33531	12076
Power, distribution and specialty transformers manufacturing, national industry, NAICS 335311	12077
Motor and generator manufacturing, national industry, NAICS 335312	12078

VI - 13
MANUFACTURING, ENERGY AND DOMESTIC TRADE

Switchgear and switchboard, and relay and industrial control apparatus, national industry, NAICS 335315	12079
Other electrical equipment and component manufacturing, industry group, NAICS 3359	12080
Battery manufacturing, industry, NAICS 33591	12081
Battery manufacturing, national industry, NAICS 335910	12082
Communication and energy wire and cable manufacturing, industry, NAICS 33592	12083
Communication and energy wire and cable manufacturing, national industry, NAICS 335920	12084
Wiring device manufacturing, industry, NAICS 33593	12085
Wiring device manufacturing, industry, NAICS 335930	12086
All other electrical equipment and component manufacturing, industry, NAICS 33599	12087
All other electrical equipment and component manufacturing, national industry, NAICS 335990	12088
Transportation equipment manufacturing, sub-sector, NAICS 336	12089
Motor vehicle manufacturing, industry group, NAICS 3361	12090
Automobile and light-duty motor vehicle manufacturing, industry, NAICS 33611	12091
Automobile and light-duty motor vehicle manufacturing, national industry, NAICS 336110	12092
Heavy-duty truck manufacturing, industry, NAICS 33612	12093
Heavy-duty truck manufacturing, national industry, NAICS 336120	12094
Motor vehicle body and trailer manufacturing, industry group, NAICS 3362	12095
Motor vehicle body and trailer manufacturing, industry, NAICS 33621	12096
Motor vehicle body and trailer manufacturing, national industry, NAICS 336211	12097
Truck trailer manufacturing, national industry, NAICS 336212	12098
Motor home, travel trailer and camper manufacturing, national industry, NAICS 336215	12099
Motor vehicle parts manufacturing, industry group, NAICS 3363	12100
Motor vehicle gasoline engine and engine parts manufacturing, industry, NAICS 33631	12101
Motor vehicle gasoline engine and engine parts manufacturing, national industry, NAICS 336310	12102
Motor vehicle electrical and electronic equipment manufacturing, industry, NAICS 33632	12103
Motor vehicle electrical and electronic equipment manufacturing, national industry, NAICS 336320	12104
Motor vehicle steering and suspension components (except spring) manufacturing, industry, NAICS 33633	12105
Motor vehicle steering and suspension components (except spring) manufacturing, national industry, NAICS 336330	12106
Motor vehicle brake system manufacturing, industry, NAICS 33634	12107
Motor vehicle brake system manufacturing, national industry, NAICS 336340	12108
Motor vehicle transmission and power train parts manufacturing, industry, NAICS 33635	12109
Motor vehicle transmission and power train parts manufacturing, national industry, NAICS 336350	12110
Motor vehicle seating and interior trim manufacturing, industry, NAICS 33636	12111
Motor vehicle seating and interior trim manufacturing, national industry, NAICS 336360	12112
Motor vehicle metal stamping industry, NAICS 33637	12113
Motor vehicle metal stamping national industry, NAICS 336370	12114

VI - 14
MANUFACTURING, ENERGY AND DOMESTIC TRADE

Other motor vehicle parts manufacturing, industry, NAICS 33639	12115
Other motor vehicle parts manufacturing, national industry, NAICS 336390	12116
Aerospace product and parts manufacturing, industry group, NAICS 3364	12117
Aerospace product and parts manufacturing, industry, NAICS 33641	12118
Aerospace product and parts manufacturing, national industry, NAICS 336410	12119
Railroad rolling stock manufacturing, industry group, NAICS 3365	12120
Railroad rolling stock manufacturing, industry, NAICS 33651	12121
Railroad rolling stock manufacturing, national industry, NAICS 336510	12122
Ship and boat building, industry group, NAICS 3366	12123
Ship and boat building, industry, NAICS 33661	12124
Ship building and repairing, national industry, NAICS 336611	12125
Boat building, national industry, NAICS 336612	12126
Other transportation equipment manufacturing, industry group, NAICS 3369	12127
Other transportation equipment manufacturing, industry, NAICS 33699	12128
Other transportation equipment manufacturing, national industry, NAICS 336990	12129
Furniture and related product manufacturing, sub-sector, NAICS 337	12130
Household and institutional furniture and kitchen cabinet manufacturing, industry group, NAICS 3371	12131
Wood kitchen cabinet and counter top manufacturing, industry, NAICS 33711	12132
Wood kitchen cabinet and counter top manufacturing, national industry, NAICS 337110	12133
Household and institutional furniture manufacturing, industry, NAICS 33712	12134
Upholstered household furniture manufacturing, national industry, NAICS 337121	12135
Other wood household furniture manufacturing, national industry, NAICS 337123	12136
Household furniture (except wood and upholstered) manufacturing, national industry, NAICS 337126	12137
Institutional furniture manufacturing, national industry, NAICS 337127	12138
Office furniture (including fixtures) manufacturing, industry group, NAICS 3372	12139
Office furniture (including fixtures) manufacturing, industry, NAICS 33721	12140
Wood office furniture, including custom architectural woodwork, manufacturing, national industry, NAICS 337213	12141
Office furniture (except wood) manufacturing, national industry, NAICS 337214	12142
Showcase, partition, shelving and locker manufacturing, national industry, NAICS 337215	12143
Other furniture-related product manufacturing, industry group, NAICS 3379	12144
Mattress manufacturing, industry, NAICS 33791	12145
Mattress manufacturing, national industry, NAICS 337910	12146
Blind and shade manufacturing, industry, NAICS 33792	12147
Blind and shade manufacturing, national industry, NAICS 337920	12148
Miscellaneous manufacturing sub-sector, NAICS 339	12149
Medical equipment and supplies manufacturing industry group, NAICS 3391	12150
Medical equipment and supplies manufacturing industry, NAICS 33911	12151
Medical equipment and supplies manufacturing national industry, NAICS 339110	12152
Other miscellaneous manufacturing, industry group, NAICS 3399	12153
Jewellery and silverware manufacturing, industry, NAICS 33991	12154
Jewellery and silverware manufacturing, national industry, NAICS 339910	12155
Sporting and athletic goods manufacturing, industry, NAICS 33992	12156
Sporting and athletic goods manufacturing, national industry, NAICS 339920	12157
Doll, toy and game manufacturing, industry, NAICS 33993	12158
Doll, toy and game manufacturing, national industry, NAICS 339930	12159
Office supplies (except paper) manufacturing, industry, NAICS 33994	12160
Office supplies (except paper) manufacturing, national industry, NAICS 339940	12161

VI - 15
MANUFACTURING, ENERGY AND DOMESTIC TRADE

Sign manufacturing, industry, NAICS 33995	12162
Sign manufacturing, national industry, NAICS 339950	12163
All other miscellaneous manufacturing, industry, NAICS 33999	12164
All other miscellaneous manufacturing, national industry, NAICS 339990	12165

VI - 16
MANUFACTURING, ENERGY AND DOMESTIC TRADE

MANUFACTURING INDUSTRIES OF CANADA: NATIONAL & PROVINCIAL AREAS, (31-203-XPB)
 Annual (1980 SIC),

Principal statistics on individual Manufacturing industries and industry groups for Canada, its regions and provinces as derived from the Census of Manufactures. The data are compiled according to the 1980 revision of the "Standard Industrial Classification". Data for 1987 is not available.

Note: Matrices below Major Group Level do not contain provincial data.

Total Manufacturing - All Industry Total SIC 0000	5378T
Food Industries, SIC 1000	5379T
Meat and Meat Products Industry (except Poultry), SIC 1011	5380T
Poultry Products Industry, SIC 1012	5381T
Fish Products Industry, SIC 1021	5382T
Canned and Preserved Fruit and Vegetable Industry, SIC 1031	5383T
Frozen Fruit and Vegetable Industry, SIC 1032	5384T
Fluid Milk Industry, SIC 1041	5385T
Other Dairy Products Industries, SIC 1049	5386T
Cereal Grain Flour Industry, SIC 1051	5387T
Prepared Flour Mixes and Prepared Cereal Foods Industry, SIC 1052	5388T
Feed Industry, SIC 1053	5389T
Vegetable Oil Mills (Except Corn Oil), SIC 1061	5390T
Biscuit Industry, SIC 1071	5391T
Bread and Other Bakery Products Industry, SIC 1072	5392T
Cane and Beet Sugar Industry, SIC 1081	5393T
Chewing Gum Industry, SIC 1082	5394T
Sugar and Chocolate Confectionery Industry, SIC 1083	5395T
Tea and Coffee Industry, SIC 1091	5396T
Dry Pasta Products Industry, SIC 1092	5397T
Potato Chip, Pretzel and Popcorn Industry, SIC 1093	5398T
Malt & Malt Flour Industry (SIC 1094)	5371T
Other Food Products Industries (incl. Malt & Malt Flour Ind. SIC 1094 and 1099), SIC 1098	5400T
Other Food Products Industries (SIC 1099)	5372T
Beverage Industries, SIC 1100	5401T
Soft Drink Industry, SIC 1111	5402T
Distillery Products Industry, SIC 1121	5403T
Brewery Products Industry, SIC 1131	5404T
Wine Industry, SIC 1141	5405T
Tobacco Products Industries, SIC 1200	5406T
Leaf Tobacco Industry, SIC 1211	5407T
Tobacco Products Industry, SIC 1221	5408T
Rubber Products Industries, SIC 1500	5409T
Rubber Hose and Belting Industry, SIC 1521	5411T
Other Rubber Products Industries, (Incl. Tire & Tube Ind. SIC 1511 & 1599), SIC 1598	5412T
Other Tire and Tube Industry, SIC 1511	6898T
Other Rubber Products Industry, SIC 1599	6899T
Plastic Products Industries, SIC 1600	5413T
Foamed and Expanded Plastic Products Industry, SIC 1611	5414T

VI - 17
MANUFACTURING, ENERGY AND DOMESTIC TRADE

Plastic Pipe and Pipe Fittings Industry, SIC 1621	5415T
Plastic Film and Sheeting Industry, SIC 1631	5416T
Plastic Bag Industry, SIC 1691	5417T
Other Plastic Products Industries N.E.C., SIC 1699	5418T
Leather and Allied Products Industries, SIC 1700	5419T
Leather Tanneries, SIC 1711	5420T
Footwear Industry, SIC 1712	5421T
Luggage, Purse and Handbag Industry, SIC 1713	5422T
Other Leather and Allied Products Industries, SIC 1719	5423T
Primary Textile Industries, SIC 1800	5424T
Man-made Fibre and Filament Yarn Industry, SIC 1811	5425T
Wool Yarn and Woven Cloth Industry, SIC 1821	5426T
Other Spun Yarn and Woven Cloth Industries, SIC 1829	5427T
Broad Knitted Fabric Industry, SIC 1831	5428T
Textile Products Industries, SIC 1900	5429T
Natural Fibres Processing and Felt Products Industry, SIC 1911	5430T
Carpet, Mat and Rug Industry, SIC 1921	5431T
Canvas and Related Products Industry, SIC 1931	5432T
Narrow Fabric Industry, SIC 1991	5433T
Contract Textile Dyeing and Finishing Industry, SIC 1992	5434T
Household Products of Textile Materials Industry, SIC 1993	5435T
Hygiene Products of Textile Materials Industry, SIC 1994	5436T
Other Textile Products Industries (incl. Tire Cord Fabric Ind. SIC 1995 & 1999), SIC 1998	5438T
Clothing Industries, SIC 2400	5439T
Men's and Boys' Coat Industry, SIC 2431	5440T
Men's and Boys' Suit and Jacket Industry, SIC 2432	5441T
Men's and Boys' Pants Industry, SIC 2433	5442T
Men's and Boys' Shirt and Underwear Industry, SIC 2434	5443T
Men's and Boys' Clothing Contractors, SIC 2435	5444T
Women's Coat and Jacket Industry, SIC 2441	5445T
Women's Sportswear Industry, SIC 2442	5446T
Women's Dress Industry, SIC 2443	5447T
Women's Blouse and Shirt Industry, SIC 2444	5448T
Women's Clothing Contractors, SIC 2445	5449T
Children's Clothing Industry, SIC 2451	5450T
Sweater Industry, SIC 2491	5451T
Occupational Clothing Industry, SIC 2492	5452T
Glove Industry, SIC 2493	5453T
Hosiery Industry, SIC 2494	5454T
Fur Goods Industry, SIC 2495	5455T
Foundation Garment Industry, SIC 2496	5456T
Other Clothing and Apparel Industries N.E.C., SIC 2499	5457T
Wood Industries, SIC 2500	5458T
Shingle and Shake Industry, SIC 2511	5459T
Sawmill and Planing Mill Products Industry, (Except Shingles and Shakes), SIC 2512	5460T
Hardwood Veneer and Plywood Industry, SIC 2521	5461T
Softwood Veneer and Plywood Industry, SIC 2522	5462T
Prefabricated Wooden Buildings Industry, SIC 2541	5463T
Wooden Kitchen Cabinet and Bathroom Vanity Industry, SIC 2542	5464T
Wooden Door and Window Industry, SIC 2543	5465T
Other Millwork Industries, SIC 2549	5466T
Wooden Box and Pallet Industry, SIC 2561	5467T

VI - 18
MANUFACTURING, ENERGY AND DOMESTIC TRADE

Coffin and Casket Industry, SIC 2581	5468T
Wood Preservation Industry, SIC 2591	5469T
Particle Board Industry, SIC 2592	5470T
Wafer Board Industry, SIC 2593	5471T
Other Wood Industries, N.E.C., SIC 2599	5472T
Furniture and Fixture Industries, SIC 2600	5473T
Wooden Household Furniture Industry, SIC 2611	5474T
Upholstered Household Furniture Industry, SIC 2612	5475T
Other Household Furniture Industries, SIC 2619	5476T
Metal Office Furniture Industry, SIC 2641	5477T
Other Office Furniture Industries, SIC 2649	5478T
Bed Spring and Mattress Industry, SIC 2691	5479T
Hotel, Restaurant and Institutional Furniture and Fixture Industry, SIC 2692	5480T
Other Furniture and Fixture Industries, N.E.C., SIC 2699	5481T
Paper and Allied Products Industries, SIC 2700	5482T
Pulp Industry, SIC 2711	5483T
Newsprint Industry, SIC 2712	5484T
Paperboard Industry, SIC 2713	5485T
Building Board Industry, SIC 2714	5486T
Other Paper Industries, SIC 2719	5487T
Asphalt Roofing Industry, SIC 2721	5488T
Folding Carton and Set-up Box Industry, SIC 2731	5489T
Corrugated Box Industry, SIC 2732	5490T
Paper Bag Industry, SIC 2733	5491T
Coated and Treated Paper Industry, SIC 2791	5492T
Stationery Paper Products Industry, SIC 2792	5493T
Paper Consumer Products Industry, SIC 2793	5494T
Other Converted Paper Products Industries, N.E.C., SIC 2799	5495T
Printing, Publishing and Allied Industries, SIC 2800	5496T
Business Forms Printing Industry, SIC 2811	5497T
Other Commercial Printing Industries, SIC 2819	5498T
Platemaking, Typesetting and Bindery Industry, SIC 2821	5499T
Book Publishing Industry, SIC 2831	5500T
Other Publishing Industries, SIC 2839	5501T
Newspaper, Magazine and Periodical (Combined Publishing and Printing) Industry, SIC 2841	5502T
Other Combined Publishing and Printing Industries, SIC 2849	5503T
Primary Metal Industries, SIC 2900	5504T
Ferro-Alloys Industry, SIC 2911	5505T
Steel Foundries, SIC 2912	5506T
Ferro-Alloys Industry and Other Primary Steel Industries SIC 2918	5375T
Other Primary Steel Industries, SIC 2919	5507T
Steel Pipe and Tube Industry, SIC 2921	5508T
Iron Foundries, SIC 2941	5509T
Electronic parts and Telecommunication Equipment Industries, (Incl. SIC 3351 & 3352)	5510T
Other Primary Smelting and Refining of Non-Ferrous Metal Industries, (Incl. SIC 2951 & 2959), SIC 2598	5511T
Primary Production of Aluminum Industry (SIC 2951)	5373T
Other Primary Smelting, Refining of Non-ferrous Metal Industries (SIC 2959)	5374T

VI - 19
MANUFACTURING, ENERGY AND DOMESTIC TRADE

Aluminum Rolling, Casting and Extruding Industry, SIC 2961	5512T
Copper and Copper Alloy Rolling, Casting and Extruding Industry, SIC 2971	5513T
Other Rolled, Cast and Extruded Non-Ferrous Metal Products Industries, SIC 2999	5514T
Fabricated Metal Products Industries (except Machinery and Transportation Equipment Industries), SIC 3000	5515T
Power Boiler and Heat Exchanger Industry, SIC 3011	5516T
Metal Tanks (Heavy Gauge) Industry, SIC 3021	5517T
Plate Work Industry, SIC 3022	5518T
Pre-engineered Metal Buildings Industry (except portable) SIC 3023	5519T
Other Fabricated Structural Metal Products Industries, SIC 3029	5520T
Metal Door and Window Industry, SIC 3031	5521T
Pre-Fabricated Portable Metal Buildings Industry, SIC 3032	5522T
Other Ornamental and Architectural Metal Products Industries, SIC 3039	5523T
Custom Coating of Metal Products Industry, SIC 3041	5524T
Metal Closure and Container Industry, SIC 3042	5525T
Other Stamped and Pressed Metal Products Industries, SIC 3049	5526T
Upholstery, Coil Spring Industry, SIC 3051	6250T
Wire and Wire Rope Industry, SIC 3052	5528T
Industrial Fastener Industry, SIC 3053	5529T
Other Wire Products Industries including Upholstery and Coil Spring Industry, (Incl. SIC 3051 & SIC 3059), SIC 3058	5530T
Other Wire Products Industry (SIC 3059)	6251T
Basic Hardware Industry, SIC 3061	5531T
Metal Dies, Moulds and Patterns Industry, SIC 3062	5532T
Hand Tool and Implement Industry, SIC 3063	5533T
Other Hardware and Cutlery Industries, SIC 3069	5534T
Heating Equipment Industry, SIC 3071	5535T
Machine Shop Industry, SIC 3081	5536T
Metal Plumbing Fixtures and Fittings Industry, SIC 3091	5537T
Metal Valve Industry, SIC 3092	5538T
Other Metal Fabricating Industries, N.E.C. SIC 3099	5539T
Machinery Industries (except Electrical Machinery), SIC 3100	5540T
Agricultural Implement Industry, SIC 3111	5541T
Commercial Refrigeration and Air Conditioning Equipment Industry, SIC 3121	5542T
Compressor, Pump and Industrial Fan Industry, SIC 3191	5543T
Construction and Mining Machinery and Materials Handling Equipment Industry, SIC 3192	5544T
Sawmill and Woodworking Machinery Industry, SIC 3193	5545T
Turbine and Mechanical Power Transmission Equipment Industry, SIC 3194	5546T
Other Machinery and Equipment Industries N.E.C., SIC 3199	5547T
Transportation Equipment Industries, SIC 3200	5548T
Aircraft and Aircraft Parts Industry, SIC 3211	5549T
Motor Vehicle Industry, SIC 3231	5550T
Truck and Bus Body Industry, SIC 3241	5551T
Commercial Trailer Industry, SIC 3242	5552T
Non-Commercial Trailer Industry, SIC 3243	5553T
Mobile Home Industry, SIC 3244	5554T
Motor Vehicle Engine and Engine Parts Industry, SIC 3251	5555T
Motor Vehicle Wiring Assemblies Industry, SIC 3252	5556T
Motor Vehicle Stampings Industry, SIC 3253	5557T
Motor Vehicle Steering and Suspension Parts Industry, SIC 3254	5558T
Motor Vehicle Wheel and Brake Industry, SIC 3255	5559T
Plastic Parts and Accessories for Motor Vehicles Industry, SIC 3256	5560T

VI - 20
MANUFACTURING, ENERGY AND DOMESTIC TRADE

Motor Vehicle Fabric Accessories Industry, SIC 3257	5561T
Other Motor Vehicle Accessories, Parts and Assemblies Industries, SIC 3259	5562T
Railroad Rolling Stock Industry, SIC 3261	5563T
Shipbuilding and Repair Industry, SIC 3271	5564T
Boatbuilding and Repair Industry, SIC 3281	5565T
Other Transportation Equipment Industries, SIC 3299	5566T
Electrical and Electronic Products Industries, SIC 3300	5567T
Small Electrical Appliance Industry, SIC 3311	5568T
Major Appliance Industry (Electrical and Non-Electric) SIC 3321	5569T
Lighting Fixture Industry, SIC 3331	5570T
Electric Lamp and Shade Industry (Except Bulb and Tube), SIC 3332	5571T
Electric Lamp (Bulb and Tube) Industry, SIC 3333	5572T
Record Player, Radio and Television Receiver Industry, SIC 3341	5573T
Telecommunication Equipment Industry, SIC 3351	5574T
Electronic Parts and Components Industry, SIC 3352	5575T
Other Communication and Electronic Equipment Industries, SIC 3359	5576T
Electronic Computing and Peripheral Equipment Industry, SIC 3361	5577T
Electronic office store and Business Machine Industry SIC 3362	6252T
Other Electrical Products Industries, N.E.C. including SIC 3351 & SIC 3399	5578T
Other Office, Store and Business Machine Industries, (Electronic and Other, (Inc. SIC 3362 & SIC 3369), SIC 3368	5579T
Other Electronic Office Store, Business Machine Industries SIC 3369	6253T
Electrical Transformer Industry, SIC 3371	5580T
Electrical Switchgear and Protective Equipment Industry, SIC 3372	5581T
Other Electrical Industrial Equipment Industries, SIC 3379	5582T
Communications and Energy Wire and Cable Industry, SIC 3381	5583T
Battery Industry, SIC 3391	5584T
Non-Current Carrying Wiring Devices Industry, SIC 3392	5585T
Other Electrical Products Industries, N.E.C., SIC 3399	5586T
Non-Metallic Mineral Products Industries, SIC 3500	6848T
Clay Products Industry (from Domestic Clay) SIC 3511	6849T
Clay Products Industry (from Imported Clay) SIC 3512	6850T
Hydraulic Cement Industry, SIC 3521	6851T
Concrete Pipe Industry, SIC 3541	6852T
Structural Concrete Products Industry, SIC 3542	6853T
Other Concrete Products Industries, SIC 3549	6854T
Ready-Mix Concrete Industry, SIC 3551	6855T
Primary Glass and Glass Containers Industry, SIC 3561	6856T
Glass Products Industry (except Glass Containers), SIC 3562	6857T
Abrasives Industry, SIC 3571	6858T
Lime Industry, SIC 3581	6859T
Refractories Industry, SIC 3591	6860T
Asbestos Products Industry, SIC 3592	6861T
Gypsum Products Industry, SIC 3593	6862T
Non-Metallic Mineral Insulating Materials Industry, SIC 3594	6863T
Other Non-Metallic Mineral Products Industries N.E.C., SIC 3599	6864T
Refined Petroleum and Coal Products Industries, SIC 3600	6865T
Refined Petroleum Products Industry, (except Lubricating Oil and Grease), SIC 3611	6866T
Lubricating Oil and Grease Industry, SIC 3612	6867T
Other Petroleum and Coal Products Industries, SIC 3699	6868T
Chemical and Chemical Products Industries, SIC 3700	6869T
Industrial Inorganic Chemical Industries, N.E.C, SIC 3711	6870T
Industrial Organic Chemical Industries, N.E.C., SIC 3712	6871T

VI - 21
MANUFACTURING, ENERGY AND DOMESTIC TRADE

Chemical Fertilizer and Fertilizer Materials Industry, SIC 3721	6872T
Mixed Fertilizer Industry, SIC 3722	6873T
Other Agricultural Chemical Industries, SIC 3729	6874T
Plastic and Synthetic Resin Industry, SIC 3731	6875T
Pharmaceutical and Medicine Industry, Sic 3741	6876T
Paint and Varnish Industry, SIC 3751	6877T
Soap and Cleaning Compounds Industry, SIC 3761	6878T
Toilet Preparations Industry, SIC 3771	6879T
Printing Ink Industry, SIC 3791	6880T
Adhesives Industry, SIC 3792	6881T
Other Chemical Products Industries N.E.C. SIC 3799	6882T
Other Manufacturing Industries, SIC 3900	6883T
Indicating, Recording and Controlling Instruments Industry, SIC 3911	6884T
Other Instruments and Related Products Industry, SIC 3912	6885T
Clock and Watch Industry, SIC 3913	6886T
Ophthalmic Goods Industry, SIC 3914	6887T
Jewellery and Silverware Industry, SIC 3921	6888T
Precious Metal Secondary Refining Industry, SIC 3922	6889T
Jewellery and Precious Metal Industries SIC 3920	5376T
Sporting Goods Industry, SIC 3931	6890T
Toys and Games Industry, SIC 3932	6891T
Sign and Display Industry, SIC 3971	6892T
Broom, Brush and Mop Industry, SIC 3991	6893T
Button, Buckle and Clothes Fastener Industry, SIC 3992	6894T
Floor Tile, Linoleum and Coated Fabric Industry, SIC 3993	6895T
Musical Instrument and Sound Recording Industry, SIC 3994	6896T
Other Manufactured Products Industries, N.E.C., SIC 3999	6897T

VI - 22
MANUFACTURING, ENERGY AND DOMESTIC TRADE

Manufacturing Industries of Canada: National and Provincial Areas, (31-203-XPB)

Annual Starts 1970. (1970 SIC), Canada and Provinces.

Principal statistics on individual Manufacturing industries and industry groups for Canada, its regions and provinces as derived from the Census of Manufactures. The data are compiled according to the 1970 revision of the "Standard Industrial Classification".

Total manufacturing - All industries	7481T
Food and beverage industries (Major group 1)	7482T
Tobacco products industries (Major group 2)	7483T
Rubber and plastics products industries (Major group 3)	7484T
Leather industries (Major group 4)	7485T
Textile industries (Major group 5)	7486T
Knitting mills (Major group 6)	7487T
Clothing industries (Major group 7)	7488T
Wood industries (Major group 8)	7489T
Furniture and fixture industries (Major group 9)	7490T
Paper and allied industries (Major group 10)	7491T
Printing, publishing and allied industries (Major group 11)	7492T
Primary metal industries (Major group 12)	7493T
Metal fabricating industries (except Machinery and transportation equipment industries) (Major group 13)	7494T
Machinery industries (except electrical Machinery) (Major group 14)	7495T
Transportation equipment industries (Major group 15)	7496T
Electrical products industries (Major group 16)	7497T
Non-metallic mineral products industries (Major group 17)	7498T
Petroleum and coal products industries (Major group 18)	7499T
Chemical and chemical products industries (Major group 19)	7500T
Miscellaneous manufacturing industries (Major group 20)	7501T
Food and beverage industries	
Meat and poultry products industries, SIC 101	7502T
Slaughtering and meat processors, SIC 1011	7503T
Poultry processors SIC 1012	7504T
Fish products industry, SIC 102	7505T
Fruit and vegetable processing industries, SIC 103	7506T
Fruit and vegetable canners and preservers, SIC 1031	7507T
Frozen fruit and vegetable processors, SIC 1032	7508T
Dairy products industry, SIC 104	7509T
Flour and breakfast cereal products industry, SIC 105	7510T
Feed industry, SIC 106	7511T
Bakery products industries, SIC 107	7512T
Biscuit Manufacturers, SIC 1071	7513T
Bakeries, SIC 1072	7514T
Miscellaneous food industries, SIC 108	7515T
Confectionery manufacturers, SIC 1081	7516T
Cane and beet sugar processors, SIC 1082	7517T
Vegetable oil mills, SIC 1083	7518T
Miscellaneous food processors, N.E.S., SIC 1089	7519T

VI - 23
MANUFACTURING, ENERGY AND DOMESTIC TRADE

Manufacturing Industries of Canada: National and Provincial Areas, (31-203-XPB)

Beverage industries, SIC 109	7520T
Soft drink manufacturers, SIC 1091	7521T
Distilleries, SIC 1092	7522T
Breweries, SIC 1093	7523T
Wineries, SIC 1094	7524T
Tobacco products industries	
Leaf tobacco processors, SIC 151	7525T
Tobacco products manufacturers, SIC 153	7526T
Rubber and plastics products industries	
Rubber products industries, SIC 162	7527T
Tire and tube manufacturers, SIC 1623	7528T
Rubber footwear manufacturers, SIC 1624	7529T
Miscellaneous rubber products manufacturers, SIC 1629	7530T
Plastics fabricating industry N.E.S. SIC 165	7531T
Leather industries	
Leather tanneries, SIC 172	7532T
Shoe factories, SIC 174	7533T
Leather glove factories, SIC 175	7534T
Luggage, handbag, and small leather goods manufacturers, SIC 179	7535T
Boot and shoe findings manufacturers, SIC 1792	7536T
Miscellaneous leather products manufacturers, SIC 1799	7537T
Textile industries	
Cotton yarn and cloth mills, SIC 181	7538T
Wool yarn and cloth mills, SIC 182	7539T
Man-made fibre, yarn and cloth mills, SIC 183	7540T
Fibre and filament yarn manufacturers, SIC 1831	7541T
Throwsters, spun yarn and cloth mills, SIC 1832	7542T
Cordage and twine industry SIC 184	7543T
Felt and fibre processing mills, SIC 185	7544T
Fibre processing mills, SIC 1851	7545T
Pressed and punched felt mills, SIC 1852	7546T
Carpet, mat and rug industry, SIC 186	7547T
Canvas products and cotton and jute bags industries, SIC 187	7548T
Cotton and jute bags manufacturers, SIC 1871	7549T
Canvas products manufacturers, SIC 1872	7550T
Automobile fabric accessories industry, SIC 188	7551T
Miscellaneous textile industries, SIC 189	7552T
Thread mills, SIC 1891	7553T
Narrow fabric mills, SIC 1892	7554T
Embroidery, pleating and hemstitching manufacturers, SIC 1893	7555T
Textile dyeing and finishing plants, SIC 1894	7556T
Miscellaneous textile industries, N.E.S., SIC 1899	7557T
Knitting Mills	
Hosiery mills, SIC 231	7558T
Knitting Mills-(except Knitting mills), SIC 239	7559T
Knitted fabric manufacturers, SIC 2391	7560T
Other knitting mills, SIC 2392	7561T

VI - 24
 MANUFACTURING, ENERGY AND DOMESTIC TRADE

Manufacturing Industries of Canada: National and Provincial Areas, (31-203-XPB)

Clothing industries	
Men's clothing industries, SIC 243	7562T
Men's clothing factories, SIC 2431	7563T
Men's clothing contractors, SIC 2432	7564T
Women's clothing industries, SIC 244	7565T
Women's clothing factories, SIC 2441	7566T
Women's clothing contractors, SIC 2442	7567T
Children's clothing industry, SIC 245	7568T
Clothing industries	
Fur goods industry, SIC 246	7569T
Foundation garment industry, SIC 248	7570T
Miscellaneous clothing industries, SIC 249	7571T
Fabric glove manufacturers, SIC 2491	7572T
Hat and cap industry, SIC 2492	7573T
Miscellaneous clothing industries, N.E.S. SIC 2499	7574T
Wood industries	
Sawmills, planing mills and shingle mills, SIC 251	7575T
Shingle mills, SIC 2511	7576T
Sawmills and planing mills (except shingle mills) SIC 2513	7577T
Veneer and plywood mills, SIC 252	7578T
Sash, door and other millwork plants, SIC 254	7579T
Sash, door and other millwork plants, N.E.S. SIC 2541	7580T
Hardwood flooring plants, SIC 2542	7581T
Manufacturers of pre-fabricated buildings (woodframe construction), SIC 2543	7582T
Manufacturers of wooden kitchen cabinets, SIC 2544	7583T
Wooden box factories, SIC 256	7584T
Coffin and casket industry, SIC 258	7585T
Miscellaneous wood industries, SIC 259	7586T
Wood preservation industries, SIC 2591	7587T
Wood handles and turning industry, SIC 2592	7588T
Manufacturers of particle board, SIC 2593	7589T
Miscellaneous wood industries, N.E.S., SIC 2599	7590T
Furniture and fixture industries	
Household furniture manufacturers, SIC 261	7591T
Furniture re-upholstery and repair shops, SIC 2611	7592T
Household furniture manufacturers N.E.S., SIC 2619	7593T
Office furniture manufacturers, SIC 264	7594T
Miscellaneous furniture and fixtures manufacturers, SIC 266	7595T
Electric lamp and shade manufacturers, SIC 268	7596T
Paper and allied industries	
Pulp and paper mills, SIC 271	7597T
Asphalt roofing Manufacturers, SIC 272	7598T
Paper box and bag manufacturers, SIC 273	7599T
Folding carton and set-up box manufacturers, SIC 2731	7600T
Corrugated box manufacturers, SIC 2732	7601T
Paper and plastic bag manufacturers, SIC 2733	7602T
Miscellaneous paper converters, SIC 274	7603T

VI - 25
MANUFACTURING, ENERGY AND DOMESTIC TRADE

Manufacturing Industries of Canada: National and Provincial Areas, (31-203-XPB)

Printing, publishing and allied industries	
Commercial printing, SIC 286	7604T
Platemaking, typesetting and trade bindery industry, SIC 287	7605T
Publishing only, SIC 288	7606T
Publishing and printing, SIC 289	7607T
Primary metal industries	
Iron and steel mills, SIC 291	7608T
Steel pipe and tube mills, SIC 292	7609T
Iron foundries, SIC 294	7610T
Smelting and refining, SIC 295	7611T
Aluminum rolling, casting and extruding, SIC 296	7612T
Copper and copper alloy rolling, casting and extruding, SIC 297	7613T
Metal rolling, casting and extruding, N.E.S., SIC 298	7614T
Metal fabricating industries (except machinery and transportation equipment industries)	
Boiler and Plate works, SIC 301	7615T
Fabricated structural metal industry, SIC 302	7616T
Ornamental and architectural metal industry, SIC 303	7617T
Metal door and window manufacturers, SIC 3031	7618T
Ornamental and architectural metal industry, N.E.S., SIC 3039	7619T
Metal stamping, pressing and coating industry, SIC 304	7620T
Metal coating industry, SIC 3041	7621T
Metal stamping and pressing industry, SIC 3042	7622T
Wire and wire products manufacturers, SIC 305	7623T
Fastener Manufacturers, SIC 3051	7624T
Wire and Wire Products Manufacturers N.E.S. SIC 3059	7625T
Hardware, tool and cutlery manufacturers, SIC 306	7626T
Heating equipment manufacturers, SIC 307	7627T
Machine shops, SIC 308	7628T
Miscellaneous metal fabricating industries, SIC 309	7629T
Machinery industries (except electrical machinery)	
Agricultural implement industry, SIC 311	7630T
Miscellaneous machinery and equipment manufacturers, SIC 315	7631T
Commercial refrigeration and air conditioning equipment manufacturers, SIC 316	7632T
Office and store machinery manufacturers, SIC 318	7633T
Transportation equipment industries	
Aircraft and aircraft parts manufacturers, SIC 321	7634T
Motor vehicle manufacturers, SIC 323	7635T
Truck body and trailer manufacturers, SIC 324	7636T
Truck body manufacturers, SIC 3241	7637T
Non-commercial trailer manufacturers, SIC 3242	7638T
Commercial trailer manufacturers SIC 3243	7639T
Motor vehicle parts and accessories manufacturers, SIC 325	7640T
Railroad rolling stock industry SIC 326	7641T
Shipbuilding and repair, SIC 327	7642T
Boatbuilding and repair, SIC 328	7643T
Miscellaneous vehicle manufacturers, SIC 329	7644T

VI - 26
MANUFACTURING, ENERGY AND DOMESTIC TRADE

Manufacturing Industries of Canada: National and Provincial Areas, (31-203-XPB)

Electrical products industries	
Manufacturers of small electrical appliances, SIC 331	7645T
Manufacturers of major appliances (electric and non-electric), SIC 332	7646T
Manufacturers of lighting fixtures, SIC 333	7647T
Manufacturers of household radio and television receivers, SIC 334	7648T
Communications equipment manufacturers SIC 335	7649T
Manufacturers of electrical industrial equipment, SIC 336	7650T
Manufacturers of electric wire and cable, SIC 338	7651T
Manufacturers of Miscellaneous electrical products, SIC 339	7652T
Battery manufacturers, SIC 3391	7653T
Manufacturers of miscellaneous electrical products, N.E.S., SIC 3399	7654T
Non-metallic mineral products industries	
Clay products manufacturers, SIC 351	7655T
Clay products manufacturers (from domestic clays), SIC 3511	7656T
Clay products manufacturers (from imported clays), SIC 3512	7657T
Cement manufacturers, SIC 352	7658T
Stone products manufacturers, SIC 353	7659T
Concrete products manufacturers SIC 354	7660T
Non-metallic mineral products industries	
Concrete pipe manufacturers, SIC 3541	7661T
Manufacturers of structural concrete products, SIC 3542	7662T
Concrete products manufacturers N.E.S., SIC 3549	7663T
Ready-mix concrete manufacturers SIC 355	7664T
Glass and Glass products manufacturers, SIC 356	7665T
Glass manufacturers, SIC 3561	7666T
Glass products manufacturers, SIC 3562	7667T
Abrasives manufacturers, SIC 357	7668T
Lime manufacturers, SIC 358	7669T
Miscellaneous non-metallic mineral products industries, SIC 359	7670T
Refractories manufacturers SIC 3591	7671T
Miscellaneous non-metallic mineral products industries, N.E.S., SIC 3599	7672T
Petroleum and coal products industries	
Petroleum refineries, SIC 365	7673T
Petroleum refining, SIC 3651	7674T
Manufacturers of lubricating oils and greases, SIC 3652	7675T
Miscellaneous petroleum and coal products industries, SIC 369	7676T
Chemical and chemical products industries	
Manufacturers of mixed fertilizers, SIC 372	7677T
Manufacturers of plastics and synthetic resins, SIC 373	7678T
Manufacturers of pharmaceuticals and medicines, SIC 374	7679T
Paint and varnish manufacturers SIC 375	7680T

VI - 27
MANUFACTURING, ENERGY AND DOMESTIC TRADE

Manufacturing Industries of Canada: National and Provincial Areas, (31-203-XPB)

Chemical and chemical products industries	
Manufacturers of soap and cleaning compounds, SIC 376	7681T
Manufacturers of toilet preparations, SIC 377	7682T
Manufacturers of industrial chemicals, SIC 378	7683T
Manufacturers of pigments and dry colours, SIC 3781	7684T
Manufacturers of industrial chemicals (inorganic) N.E.S. SIC 3782	7685T
Manufacturers of industrial chemicals (organic), N.E.S., SIC 3783	7686T
Miscellaneous chemical industries, SIC 379	7687T
Manufacturers of printing inks, SIC 3791	7688T
Miscellaneous chemical industries, N.E.S., SIC 3799	7689T
Miscellaneous manufacturing industries	
Scientific and professional equipment industries, SIC 391	7690T
Instrument and related products manufacturers, SIC 3911	7691T
Clock and watch manufacturers, SIC 3912	7692T
Orthopaedic and surgical appliance manufacturers, SIC 3913	7693T
Ophthalmic goods manufacturers SIC 3914	7694T
Dental laboratories SIC 3915	7695T
Jewellery and silverware industry, SIC 392	7696T
Sporting goods and toy industries, SIC 393	7697T
Sporting goods manufacturers SIC 3931	7698T
Toys and games manufacturers, SIC 3932	7699T
Signs and displays industry, SIC 397	7700T
Miscellaneous manufacturing industries, N.E.S., SIC 399	7701T
Broom, brush and mop manufacturers, SIC 3991	7702T
Button, buckle and fastener manufacturers, SIC 3992	7703T
Floor tile, linoleum and coated fabrics manufacturers, SIC 3993	7704T
Sound recording and musical instrument manufacturers, SIC 3994	7705T
Stamp and stencil (Rubber and metal) manufacturers, SIC 3995	7706T
Pen and pencil manufacturers, SIC 3996	7707T
Typewriter supplies manufacturers, SIC 3997	7708T
Fur dressing and dyeing, SIC 3998	7709T
Other miscellaneous manufacturing industries, SIC 3999	7710T

VI - 28
MANUFACTURING, ENERGY AND DOMESTIC TRADE

2. MONTHLY SURVEY OF MANUFACTURING (NAICS)

a Unadjusted	b Seasonally Adjusted	a	b
Shipments		15000	15001
New Orders		15002	15003
Unfilled Orders		15004	15005
Raw Materials		15006	15007
Goods in Process		15008	15009
Finished Goods		15010	15011
Total Inventory Owned		15012	15013
Ratios of Total Inventory Owner to Shipments		15014	15015
Newfoundland-Shipments		15016	15017
Prince Edward Island-shipments		15018	15019
Nova Scotia-shipments		15020	15021
New Brunswick-shipments		15022	15023
Quebec-shipments		15024	15025
Ontario-shipments		15026	15027
Manitoba-shipments		15028	15029
Saskatchewan-shipments		15030	15031
Alberta-shipments		15032	15033
British Columbia-shipments		15034	15035
Yukon-shipments		15036	15037
Northwest Territories-shipments including Nunavut		15038T	15039
Nunavut		15040	
Northwest Territories-shipments		15042	

MONTHLY SURVEY OF MANUFACTURING) (SIC) (31-001-XPB)

Estimated Value, All Manufacturing Industries Classified by: Major Industry Groups of the 1980 S.I.C.; Non-Durable and Durable Groups; monthly in thousands of dollars, adjusted and unadjusted for seasonality. Matrices 500 to 520 were in millions of dollars, by Major Groups of the 1960 and 1970 SIC.

- a. UNADJUSTED
b. SEASONALLY ADJUSTED

	a	b	a	b
Shipments	9550T	9551T	500T	501T
New Orders received during month	9552T	9553T	502T	503T
Unfilled Orders at end of month	9554T	9555T	504T	505T
Total Inventory Held at end of month	9556T	9557T	506T	507T
Total Inventory Held (Raw Materials) at end of month	9558T	9559T	508T	509T
Total Inventory Held (Goods in Process) at end of month	9560T	9561T	510T	511T
Total Inventory Held (Finished Products) at end of month	9562T	9563T	512T	513T
Total Inventory Owned	9564T	9565T	514T	515T
Inventory Held but Not Owned	9566T	9567T	516T	517T
Ratio of Total Inventory Owned and Finished Goods to Shipments	9568T	9569T		
Goods in Process (Invent. Owned)	9594T	9595T		

VI - 29
MANUFACTURING, ENERGY AND DOMESTIC TRADE

<u>Shipments</u> , monthly	a. unadjusted	b. Seasonally Adjusted	a	b
Newfoundland			9570T	9533T
Prince Edward Island			9571T	9534T
Nova Scotia			9572T	9535T
New Brunswick			9573T	9536T
Québec			9574T	9537T
Ontario			9575T	9538T
Manitoba			9576T	9539T
Saskatchewan			9577T	9590T
Alberta			9578T	9591T
British Columbia			9579T	9592T
Yukon, Northwest Territories and Nunavut			9580T	9593T
Yukon			9581T	
Northwest Territories and Nunavut			9582T	
Estimated Value, All Manufacturing Industries Grouped According to an Economic Use Classification, monthly, in millions of dollars, adjusted and unadjusted for seasonality			518T	519T
Estimated value of Manufacturers, shipments of goods of own Manufacture by Province, for major groups of the 1970 SIC: Monthly in thousands of dollars; not adjusted for seasonality. Manufacturing shipments by Province				520T
Estimated Value of Shipments, Orders and Inventory in All Manufacturing Industries, by province of origin, including ratios of total inventory owned and finished products to shipments. Non-Durable and Durable, monthly			444T	445T

Estimated Values, where applicable, of Shipments, Orders and Inventories in Manufacturing Industries grouped according to the 1970 Standard Industrial Classification. Where applicable, and subject to Statistics Canada constraints with respect to confidentiality, each matrix also contains shipments estimates by major group, by province of origin; Canada totals of shipments, inventories and orders as well as the ratios of inventory owned and finished products to shipments for major groups at the Canada level.

Group 1 -Food and Beverage Industries	460T
2 -Tobacco Products Industries	462T
3 -Rubber and Plastics Products Industries	464T
4 -Leather Industries	466T
5 -Textile Industries	468T
6 -Knitting Mills	470T
7 -Clothing Industries	472T
8 -Wood Industries	474T
9 -Furniture and Fixture Industries	476T
10 -Paper and Allied Industries	478T
11 -Printing, Publishing and Allied Industries	480T
12 -Primary Metal Industries	482T
13 -Metal Fabricating Industries (except Machinery, Transportation Equipment Industries)	484T
14 -Machinery Industries (except Electrical Machinery)	486T
15 -Transportation Equipment Industries	488T
16 -Electrical Products Industries	490T
17 -Non-metallic Mineral Products Industries	492T
18 -Petroleum and Coal Products Industries	494T
19 -Chemical and Chemical Products Industries	496T
20 -Miscellaneous Manufacturing Industries	498T

VI - 30
MANUFACTURING, ENERGY AND DOMESTIC TRADE

3. MISCELLANEOUS MANUFACTURING STATISTICS, Monthly

Production of Cement	92
Production of Rigid Insulating Board	31
Production and Shipments of Asphalt Roofing	32
Production and Shipments of Steel Pipe, Tubing, and Fittings	35
Production of Gypsum Products	39T
Production of Mineral Wool	40
Domestic Shipments of Building Materials by Canadian Manufacturers	122
Coal and Coke, Crude Oil and Natural Gas	9,127T, 128T
Tobacco and Beverages	46,48
Pulpwood, Wood Pulp and Newsprint	54,55,57
Sawn Lumber	53
Primary Iron and Steel	58
Rubber	100T
Footwear Production - semi-annual	8
Production and Shipments of Phonograph Records and Pre-Recorded Tapes	2904T
Production and Shipments of Floor Tiles or Vinyl-Asbestos	2905T
Factory Shipments of High Pressure Decorative Laminate Sheet	2906T
Electric Energy	68T, 69T
Refrigerators, Freezers, Washing Machines and Clothes Dryers	65T, 66T
Manufactured Food	184T, 185, 196T
-monthly	
-quarterly	188T, 190T
Sugar	141T
-quarterly	
Confectionery Statistics,	189T
-quarterly	

4. BUSINESS CONDITIONS SURVEY, Quarterly

Canadian Manufacturers' opinions on Orders, Inventories of Finished Goods, Production prospects and difficulties - responses weighted by shipment values in percentage.

By Economic Use Groups	2840T	2843
By Standard Industrial Classification (SIC) Major Groups	2841T	2844
By Provinces	2842T	2845

5. PRODUCTION OF MOTOR VEHICLES IN CANADA

Motor Vehicle Manufacturers Association of Canada	
Production of New Motor Vehicles, monthly	79

6. SPECIFIED CHEMICALS (46-002-XPB)

Production of specified chemicals, monthly	951
--	-----

VI - 31
MANUFACTURING, ENERGY AND DOMESTIC TRADE

7. REFINED PETROLEUM PRODUCTS (45-004-XPB)

The concepts and definitions are available on request from the Energy Section, Industry Division.
Monthly Refinery Receipts of:

Crude oil condensate pentanes plus	626
Raw materials supply of Canadian Refineries	627
Supply and disposition by refineries of propane	628
Supply and disposition by refineries of butane	629
Supply and disposition by refineries of petrochemical feed-stocks	630
Supply and disposition of naphtha specialties	631
Supply and disposition of aviation gasoline	632
Supply and disposition of motor gasoline	633
Supply and disposition of aviation turbo fuel	634
Supply and disposition of kerosene stove oil	635
Supply and disposition of diesel fuel oil	636
Supply and disposition of light fuel oil	637
Supply and disposition of heavy fuel oil	638
Supply and disposition of asphalt	639
Supply and disposition of coke	640
Supply and disposition of lubricating oil and greases	641
Supply and disposition of still gas	642
Supply and disposition of refinery losses	643
Supply and disposition of other products	644
Supply and disposition of total all items	645
Supply and disposition of aviation turbo fuel, kerosene type	646
Supply and disposition of aviation turbo fuel, naphtha type	647

Refined Petroleum Products Statistics	10
---------------------------------------	----

Transportation of Crude Oil and Refined Petroleum Products (55-001-XPS)

Canadian Oil Pipelines Operating Statistics, monthly	181
Summary of Pipeline movements of crude oil and pentanes plus by province	591
Pipeline Movements of liquified petroleum gases and petroleum products by province	592
Receipts and disposition of crude oil and pentanes plus, by source	593
Inventories of Canadian crude oil lpg's and products held in Canada and the United States	594
Operating Statistics of Canadian pipelines	595

VI - 32
MANUFACTURING, ENERGY AND DOMESTIC TRADE

8. NATURAL RESOURCES CANADA

Metals and Non-Metallic Minerals, monthly

13,14,19,20,89,91,93

Principal Statistics of Mineral Industries,

Mineral Industries, including Metals, Mon-Metals & Fuels, Annual	7950
Mineral Industries, Gold Mines, Annual	7951
Mineral Industries, Silver-Lead-Zinc Mines, Annual	7952
Mineral Industries, Nickel-Copper-Zinc Mines, Annual	7953
Mineral Industries, Iron Mines, Annual	7954
Mineral Industries, Misc. Metal Mines, Annual	7955
Mineral Industries, Total Metal Mines, Annual	7956
Mineral Industries, Abestos Mines, Annual	7957
Mineral Industries, Gypsum Mines, Annual	7958
Mineral Industry, Peat Bogs, Annual	7959
Mineral Industries, Potash Mines, Annual	7960
Mineral Industries, Misc. Non-Metal Mines, Annual	7961T
Mineral Industries, Non-Metallic Mines, Total, Annual	7962
Mineral Industries, Stone Quarries, Annual	7963
Mineral Industries, Sand & Gravel Pits, Annual	7964
Mineral Industries, Pits and Quarries, Total, Annual	7965
Mineral Industries, Industrial Minerals, Total, Annual	7966
Mineral Industries, Coal Mines, Annual	7967
Mineral Industries, Crude Petroleum & Natural Gas, Annual	7968T
Mineral Industries, Fuels, Total, Annual	7969T
Mineral Industries, Salt Mines, Annual	7970
Mineral Industries, Misc. Non-Metal Mines, Annual	7971

VI - 33
MANUFACTURING, ENERGY AND DOMESTIC TRADE

Energy Statistics Handbook

This section contains data that appears in the Energy Statistics Handbook as well as related provincial level Natural Gas and Electricity data. The data is a synthesis of energy statistics taken from numerous published and unpublished sources, put together in a consistent time series format to form a "core" of the most commonly used Canadian energy data.

The data covers all aspects of supply, demand, prices, production, sales, consumption, imports and exports for crude oil, petroleum products, natural gas, electricity and coal, economic, financial and transportation cost data.

Economic Indicators:

CPI, exchange rates, monthly	2450
GDP, Corporation Profits, Personal Disposable Income, Capacity Utilization, quarterly	2451T
GDP, Corporation Profits, Personal Disposable Income, Capacity Utilization, CPI, Exchange Rates, Capital Expenditures, annually	2480
Petroleum Supply and Demand, including crude oil and equivalent, refined petroleum products gas plant liquids and Total Petroleum monthly, and annual	2453 2483
Crude Oil Production by Country and Gas Plant Liquid Production by Country monthly, and annual	2454 2484T
Natural Gas Supply and Demand including final demand Canada and the provinces monthly and annual	2456 2486
Gross Electricity Supply and Demand, Gross Supply by Plant Type and Final Demand Canada and the provinces, monthly and annual	2457 2487.
Coal Supply and Demand, Production by Type and Province, monthly	2460
Metallurgical, Thermal, Other and Total Consumption by Province	2490
Uranium Supply and Demand, Supply by Production Centre and Exports by Destination, annual	2489
Canadian Energy Exports, Imports and Balances with all countries and the U.S. by Commodity and Total Energy, annual	2482
Crude Oil Reserves by Country and by Geographic Location, annual	2485
Number of Reactors, Gross and Net Capacity in Megawatts, Gross Electrical Equivalent, Nuclear Production, in Gigawatt hours, annual	2488
Canadian Energy Exports, Imports and Balances with all countries and the U.S. by Commodity and Total Energy, annual	2452
Supply and Demand of Primary and Secondary Energy in Canada by Total Commodity and Total Energy, annual	2500T
Selected Prices for Petroleum and other Energy Commodities: Crude and LPG prices, Retail Product Prices, and Taxes, Canadian, Foreign, Natural Gas and Electricity, Residential, Commercial and Industrial Prices, monthly	2461
Crude Import and Domestic Prices, Retail Product Prices, Taxes, Canadian and Foreign, Natural Gas and Electricity Residential, Commercial, and Industrial Prices, annual	2491
Primary Energy Supply, Demand, trade end use in petajoules, annual	2481
Primary Energy Supply, Demand, trade end use in petajoules, quarterly	2455
Crude Import Costs, and Volumes by Period of Receipt, quarterly	2462

VI - 34
MANUFACTURING, ENERGY AND DOMESTIC TRADE

9. ELECTRIC POWER STATISTICS (57-001-XPB)

Electric Power Statistics by province, monthly

Canada	3999
Newfoundland	3987
Prince Edward Island	3988
Nova Scotia	3989
New Brunswick	3990
Québec	3991
Ontario	3992
Manitoba	3993
Saskatchewan	3994
Alberta	3995
British Columbia	3996
Yukon	3997
Northwest Territories and Nunavut	3998
Northwest Territories	3985
Nunavut	3986

10. GAS UTILITIES, (55-002-XPB) Monthly

These series present data relating to the Gas Utilities Transportation and Distribution Sector. They are generated by surveying companies primarily engaged in the transportation and selling of natural gas throughout Canada.

Canadian Gas Pipeline Operating Statistics	182
Receipts and Disposition of Natural Gas Utilities by province	1052
Sales of Natural Gas, by Sector, by Province	1053
Total Customers, Sales, and Revenues for Natural Gas	1054
Exports and Imports to and from the United States, Volumes and Values	1055

11. QUARTERLY REPORT ON ENERGY SUPPLY/DEMAND IN CANADA, (57-003-XPB)

Starting with 1978 data are given for Canada and the provinces in terajoules, for each quarter in the format used in the publication for tables A and C. References should be made to the publication for changes in concepts and definitions.

- a. Includes Refined Petroleum Products
- b. Includes Primary & Secondary Products
- c. Includes Primary & Secondary Products in Natural Units

	a	b	c
Canada	7976	7977	4950
Atlantic	7978	7979	4951
Newfoundland	7980	7981	4952
Prince Edward Island 7982	7983	4953	
Nova Scotia	7984	7985	4954
New Brunswick	7986	7987	4955
Québec	7988	7989	4956
Ontario	7990	7991	4957
Manitoba	7992	7993	4958
Saskatchewan	7994	7995	4959
Alberta	7996	7997	4960
British Columbia	7998	7999	4961
Yukon, Northwest Territories and Nunavut	8000	8001	4962
International Oil, Natural Gas and Coal Production and proved reserves, by country, annual			4963
Petroleum and Marketable Natural Gas - Established Reserves in Canada, Annual			4964
Quarterly demand for lubricating oils in natural units			4945
Quarterly demand for Greases in natural units			4946

VI - 35
MANUFACTURING, ENERGY AND DOMESTIC TRADE

Supply & Disposition, Natural Gas and Crude Oil, Monthly, (26-006-XPB)

a. Natural Gas	a	b
b. Crude Oil		
Atlantic Provinces		540
Canada	530	539
Newfoundland	521	523
Nova Scotia	522	524
New Brunswick & Quebec	531	
Ontario	532	541
Manitoba		542
Saskatchewan	534	543
Alberta	535	544
British Columbia	536	545
Northwest Territories	537	546
Foreign	538	547
Supply and Disposition of natural gas in millions of cubic meters		
Northwest Territories, monthly	528	
Supply, Disposition natural gas in millions of cubic meters Yukon, monthly	529	
Gas use - reprocessing, supply of processing plants Canada, monthly		548

12.RETAIL TRADE (63-005-XPB)

- a. Quarterly Sales Estimates of Retail Trade by Trade Group for raw data (1980 S.I.C.)
 b. Monthly Sales Estimates of Retail Trade by Kind of Business for raw and Seasonally Adjusted Data (1960 S.I.C.)

	a	b
Canada	2299	2300T
Newfoundland	2401	2301T
Prince Edward Island	2402	2302T
Nova Scotia	2403	2303T
New Brunswick	2404	2304T
Québec	2405	2306T
Montréal	2406	2307T
Ontario	2407	2308T
Toronto	2408	2309T
Manitoba	2409	2310T
Winnipeg	2410	2311T
Saskatchewan	2411	2312T
Alberta	2412	2313T
British Columbia	2413	2315T
Vancouver	2414	2316T
Yukon & Northwest Territories	2415	2317T
Yukon	2416	2320T
Northwest Territories and Nunavut	2417T	2321T
Nunavut	2418	
Northwest Territories	2397	

VI - 36
MANUFACTURING, ENERGY AND DOMESTIC TRADE

Estimates of Retail Trade, Monthly

Retail Sales Trends, by Major Trade Groups, Canada	2419
Monthly Estimates of Retail Trade, Constant Dollars and Price Index (1980 SIC), Canada	2420
Canada & Geographical Areas, Department Store Type Merchandise	2398
Canada, By Trade Group, on 1980 Standard Industrial Classification, All Stores (S.A.)	2399
- All Stores (RAW)	2400
Sales of Liquor, Wine and Beer Canada, Provinces and Territories	2322T
Survey of Large Retailers,	2395
Quarterly Retail Commodity Survey, Canada	2396

13. MONTHLY SALES AND STOCKS ESTIMATES OF DEPARTMENT STORES (63-002-XPB)

Excluding Concessions, unadjusted	111
Including Concessions, raw and seasonally adjusted	112, 113

14. WHOLESALE TRADE (63-008-XPB)

Year-to-year Percentage Changes in Estimated Levels of Sales and Inventories of Wholesale Merchants and Monthly Stocks to Sales Ratio	44T
Month-to-Month Percentage Changes in Estimated Levels of Wholesale Merchants, - seasonally adjusted	50T
Estimated Monthly Sales of Wholesale Merchants, - unadjusted	648
- seasonally adjusted	649
Estimated Monthly Inventories of Wholesale Merchants - unadjusted	59
- seasonally adjusted	61

15. DIRECT SELLING IN CANADA (63-218-XPB)

Direct Selling in Canada, Method of Distribution by Commodity, Annual	34
---	----

16. MERCHANDISING INVENTORIES (63-014-XPB)

Merchandising Inventories Retail Chain Store Stocks by Selected Kind of Business, monthly	194T
--	------

17. NEW MOTOR VEHICLE SALES (63-007-XPB)

New Motor Vehicle (Units and Sales) Unadjusted and Adjusted, monthly	64
--	----

VI - 37
MANUFACTURING, ENERGY AND DOMESTIC TRADE

RELATED CANSIM II TABLES

ACTIVE

076-0001	Inventories and accounts receivable of department store sales, monthly
076-0002	Major and junior department store sales, monthly
076-0003	1991-1997 Department store survey, by department sales and stocks and on-going department store sales, monthly
076-0004	1968-1990 Department store survey, by department sales and stocks and on-going department store sales, monthly
077-0001	Direct selling, by method of sale and commodity, annual
079-0001	New motor vehicle sales, monthly
079-0002	Other estimates of new motor vehicle sales, monthly
080-0001	Retail trade, by trade group, monthly
080-0002	Retail trade, by trade group, quarterly
080-0003	Retail trade estimates, by constant dollars and price index, monthly
080-0004	Retail trade, department store type merchandise, monthly
080-0005	Retail sales trends, by major trade group, seasonally adjusted, monthly
080-0009	Survey of large retailers, monthly
080-0010	Retail commodity survey, quarterly
081-0001	Wholesale trade, inventories by trade group, monthly
081-0002	Wholesale trade, sales by trade group, monthly
126-0001	Supply and disposition of crude oil and equivalent, monthly
127-0001	Electric power statistics, monthly
128-0001	Demand of lubricating oils and greases in natural units, quarterly
128-0002	Supply and demand of primary and secondary energy in terajoules, quarterly
128-0003	Supply and demand of primary and secondary energy in natural units, quarterly
128-0004	Petroleum and marketable natural gas, remaining established reserves in Canada, annual
129-0001	Operating statistics of Canadian natural gas carriers, monthly
129-0002	Receipts and disposition of natural gas utilities, monthly
129-0003	Sales of natural gas, monthly
129-0004	Exports and imports of natural gas to and from the United States, monthly
130-0001	International oil production and proved reserves, annual
130-0002	International natural gas production and proved reserves, annual
130-0003	International coal production, annual
131-0001	Supply and disposition of natural gas, monthly
131-0002	Gas use, reprocessing, supply of processing plant products, monthly
133-0001	Inventories of Canadian crude oil, liquefied petroleum gases (LPG) and products, monthly
133-0002	Operating statistics of Canadian pipelines, monthly
133-0003	Summary of pipeline movements, monthly
133-0004	Receipts and disposition of crude oil and pentanes plus, by source, monthly
133-0005	Operating statistics of Canadian oil pipeline carriers, monthly
134-0001	Refinery supply of crude oil and equivalent, monthly
134-0002	Refinery supply of other materials used in Canadian refineries, monthly
134-0003	Statistics of refined petroleum products, monthly
134-0004	Supply and disposition of petroleum products, monthly
151-0001	Forest land, by reservation status and productivity class, non-forest land, fresh water and total area, annual
151-0002	Forest land, by ownership, productivity class and status, annual
151-0003	Timber productive forest land, by status, stocking class and maturity class, annual
151-0004	Area by maturity class on stocked, timber productive, non-reserved forest land, annual
151-0005	Volume of gross merchantable wood, by maturity class and species group on stocked, timber productive, non-reserved forest land, annual

VI - 38
MANUFACTURING, ENERGY AND DOMESTIC TRADE

RELATED CANSIM II TABLES

ACTIVE

151-0006	Area of forest land and volume of gross merchantable wood, by productivity class and forest region, annual
151-0007	Number of forest fires and area burned, by cause class, annual
151-0008	Area burned by forest fires, by productivity class, stocking class and maturity class, annual
151-0009	Forest fire control expenditures for budgeted costs and fire fighting costs, annual
151-0010	Area of moderate to severe defoliation including area of beetle-killed trees, by major insects, annual
151-0011	Net merchantable volume of roundwood harvested, by category and species group, annual
151-0012	Quantity and wholesale value of maple products, by category, annual
151-0013	Production, wholesale value, number exported and value exported and imported of Christmas trees, annual
151-0014	Land area harvested, by harvesting method, annual
151-0015	Area of site preparation, by treatment, annual
151-0016	Area of scarification and direct seeding, annual
151-0017	Area planted and number of seedlings planted, by species and stock type, annual
151-0018	Area of stand tending, by treatment, annual
151-0019	Area treated, by forest insecticide or herbicide use, annual
151-0020	Total expenditures on forest management, by source of funding, annual
151-0021	Total expenditures on forest management, by activity and source of funding, annual
151-0022	Revenues from the sale of Crown timber, annual
152-0001	Metal production in Canada, monthly
152-0002	Principal statistics of the mineral industries, annual
152-0003	Mineral industries, including metals, non-metallic metals and fuels, annual
152-0004	Mineral production in Canada, monthly
301-0003	Manufacturing activities, by North American Industry Classification System (NAICS), annual
302-0001	Business conditions survey, by economic use groups, quarterly
302-0002	Business conditions survey, by Standard Industrial Classification, 1980 (SIC), quarterly
302-0003	Business conditions survey, Canadian manufacturing industries, by province, quarterly
303-0001	Production and shipments of cement, monthly
303-0002	Production and shipments of particleboard, oriented strandboard and fibreboard, monthly
303-0003	Production and shipments of steel pipes and tubing, monthly
303-0004	Production and shipments of mineral wool, monthly
303-0005	Production and shipments of construction type plywood, monthly
303-0006	Production and shipments of asphalt roofing, monthly
303-0007	Production and disposition of tobacco products, monthly
303-0008	Pulpwood production for domestic consumption and stocks on hand, monthly
303-0009	Sawn lumber production and shipments, monthly
303-0010	Primary production of iron and steel and net shipments of steel shapes to consuming industries, monthly
303-0011	Footwear production, semi-annual
303-0012	Edible oils and fats, monthly
303-0014	Production and shipments of industrial chemicals and synthetic resins, monthly
303-0016	Coal and coke statistics, monthly
303-0017	Coal statistics, quarterly
303-0018	Production of new motor vehicles, monthly
303-0019	Production, bottling or stocks of beverages, monthly
303-0020	Newsprint production, monthly
303-0021	Wood pulp production, monthly
304-0001	Manufacturers' inventories, orders and inventory to shipment ratios, by Standard Industrial Classification, 1980 (SIC), monthly

VI - 39
MANUFACTURING, ENERGY AND DOMESTIC TRADE

RELATED CANSIM II TABLES

ACTIVE

- 304-0002 Manufacturing shipments, by Standard Industrial Classification, 1980 (SIC), monthly
- 304-0014 Manufacturers' shipments, inventories, orders and inventory to shipment ratios, by North American Industry Classification System (NAICS), Canada, monthly
- 304-0015 Manufacturing shipments, by North American Industry Classification System (NAICS) and province, monthly

VI - 40
MANUFACTURING, ENERGY AND DOMESTIC TRADE

RELATED CANSIM II TABLES

TERMINATED


078-0001	Merchandising inventories, retail chain store stocks, by selected kinds of business, monthly
080-0006	Retail trade estimates, by kind of business, monthly
080-0007	Retail trade in constant dollars, monthly
080-0008	Sales of liquor, wine and beer, by kind of business and class of customer, monthly
081-0003	Year-to-year percentage changes in estimated levels of sales and inventories of wholesale merchants, monthly
081-0004	Month-to-month percentage changes in estimated levels of sales of wholesale merchants, seasonally adjusted, monthly
126-0002	Crude oil and equivalent supply and disposition, monthly
131-0003	Supply and disposition of natural gas, monthly
301-0001	Manufacturing activities, by Standard Industrial Classification, 1980 (SIC), annual
301-0002	Manufacturing activities, by Standard Industrial Classification, 1970 (SIC), annual
302-0004	Business conditions survey, by economic use groups, quarterly
302-0005	Business conditions survey, by Standard Industrial Classification, 1970 (SIC), quarterly
302-0006	Business conditions survey, Canadian manufacturing industries, by province, quarterly
303-0013	Production and stocks of coffee, quarterly
303-0015	Sugar (cane and beet) statistics, quarterly
303-0022	Production of gypsum products, monthly
303-0023	Production, consumption and inventories of rubber, monthly
303-0024	Domestic type mechanical refrigerators and freezers, monthly
303-0025	Production, sales and stocks of washing machines, clothes dryers, ranges and dishwashers, monthly
303-0026	Electric power statistics, monthly
303-0027	Edible oils and fats, monthly
303-0028	Confectionery statistics, quarterly
303-0029	Biscuits and cones production, quarterly
303-0030	Biscuits and cones production, semi-annual
303-0031	Soft drinks production, monthly
303-0032	Soft drinks production, quarterly
303-0033	Soft drinks production, annual
303-0034	Production and shipments of phonograph records and pre-recorded tapes, monthly
303-0035	Production and shipments of floor tiles, monthly
303-0036	Factory shipments to domestic customers only of high pressure decorative laminate sheet, quarterly
303-0037	Production and shipments of building materials, monthly
303-0039	Net shipments of steel shapes, monthly
303-0040	Production and stocks of tea, coffee, cocoa, process cheese and instant skim milk powder, quarterly
303-0041	Process cheese production, monthly
303-0042	Production and shipments of sugar, monthly
303-0043	Footwear production, monthly
303-0044	Footwear production, quarterly
304-0003	Principal statistics, estimated value in all manufacturing industries, by Standard Industrial Classification, 1970 (SIC), monthly
304-0004	Manufacturing shipments, by province and Standard Industrial Classification, 1970 (SIC), monthly
304-0005	Estimated value of shipments, orders and inventories, by economic use groups, monthly
304-0006	Estimated value of shipments, orders and inventories, by province and Standard Industrial Classification, 1970 (SIC), monthly
304-0007	Estimated value of shipments, orders and inventories, by Standard Industrial Classification, 1970 (SIC), Canada, monthly

VI - 41
MANUFACTURING, ENERGY AND DOMESTIC TRADE

RELATED CANSIM II TABLES

TERMINATED

- 304-0008 Ratios of finished goods and total inventory owned to shipments, by Standard Industrial Classification, 1970 (SIC), monthly
- 304-0009 Estimated value of shipments, orders and inventories in non-durable and durable goods industries, by Standard Industrial Classification, 1970 (SIC), monthly
- 304-0010 Ratios of finished goods and total inventory owned to shipments in non-durable and durable goods industries, monthly
- 304-0011 Ratios of total inventory and finished products to shipments in non-durable and durable goods industries, monthly
- 304-0012 Manufacturers' inventories held, by Standard Industrial Classification, 1980 (SIC), monthly
- 304-0013 Inventories held and owned, estimated value in all manufacturing industries, monthly



**VII -1
OTHER SELECTED STATISTICS**

This section contains a selection of the data produced by the United States. Departments of Commerce and Labour and by the provincial statistical office of Alberta, and other data not listed elsewhere such as International Travel and Crime Statistics. For the province of Alberta, the data cover a broad range of measures of economic and social activities and characteristics within their respective borders.

Macro economic indicators for the United States including G.N.P., C.P.I., and Labour Force Activity, obtained from the U.S. Department of Commerce publication Survey of Current Business, are presented in this section. In addition, business indicators for the U.S. are available; they are obtained from the U.S. Department of Labour publication Business Conditions Digest.

SUBJECT MATTER	CONTACT	TELEPHONE
1. Domestic Travel - Canadian Travel Survey	Ms L. Gervais-Simard.....	(613)951-1672
2. International Travel - Travel Between Canada and Other Countries Travellers entering/returning to Canada by type of transport	Mr. J. Y. Larocque	(613)951-0906 " "
3. Education Statistics	Mr. N. Cox	(613)951-5625
4. Canadian Centre for Justice Statistics Justice Statistics - Crimes by Actual Offences, Canada, Provinces & Territories	Mr. G. MacKay	(613)951-6625
5. Canadian Centre for Health Information	Ms. R. Kong	(613)951-6643
6. Health Canada	Mr. P. Conway	(613)951-1127
7. Charitable Donations	Ms. P. Johnston.....	(613)954-8866
8. United States Statistics Survey of Current Business Business Indicators for the United States	Mr. P. Francoeur.....	(613)951-4743
	Ms. D. Forgues.....	(613)951-1126

1. DOMESTIC TRAVEL (87-504-XPB) - Canadian Travel Survey, Annual

Travel Price Index	2510
<u>Total Domestic Travel by Province and Census metropolitan Areas</u>	3822
Total Travel - Traveller Characteristics by Province of Destination	3823
-Overnight Travel, Traveller Characteristics by Province of Destination	3824
-Trip Characteristics by Province of Destination	3825
-Overnight Travel, Trip Characteristics by Province of Destination	3826
Total Visits - Trip Characteristics by Province Visited	3827
-Overnight Visits, Trip Characteristics by Province Visited	3828
-Reallocated Expenditures by Trip Characteristics	3829
-Overnight Visits, Reallocated Expenditures by Trip Characteristics	3830
Total Travel - Activity Participation by Province of Destination	3831
<u>Travel in Canada, Number of Person-trips - total, overnight and sameday travel, Biennial</u>	
Person trips by province of origin for Canada and provinces	2740T
Person trips by province of destination for Canada and provinces	2741T
Person trips - intraprovincial trips for Canada and provinces	2742T
Person trips by age group for Canada and provinces	2743T
Person trips by sex for Canada and provinces	2744T
Person trips by primary mode for Canada and provinces	2745T
Person trips by primary purpose for Canada and provinces	2746T
Person trips by by duration of trip for Canada and provinces	2747T

VII -2
OTHER SELECTED STATISTICS

2. INTERNATIONAL TRAVEL, (66-001-XPB)

Note: Covers the period 1972 to date, monthly. Data prior to 1972 do not coincide with current definitions and methods of collection (refer to publication 66-201-XPB, annual, 1972 for a further explanation). Present methods of collection are described in catalogue (66-001-XPB).

- a. Number of international travellers entering and returning to Canada by type of transport.
- b. Number of non-resident travellers entering Canada by selected country of residence (excluding the United States).
- c. Number of vehicles travelling between Canada and the United States.

	a	b	c
Canada	2661	2673	2685
Newfoundland	2662	2674	*
Prince Edward Island	2663	2675	*
Nova Scotia	2664	2676	2686
New Brunswick	2665	2677	2687
Québec	2666	2678	2682
Ontario	2667	2679	2689
Manitoba	2668	2680	2690
Saskatchewan	2669	2681	2691
Alberta	2670	2682	2692
British Columbia	2671	2683	2693
Yukon	2672	2684	2694
Number of international travellers entering or returning to Canada (adjusted)			2695
Number of international tourists entering or returning to Canada (unadjusted)			2696
Number of international tourists entering or returning to Canada (adjusted)			2697
Number of non-resident travellers entering Canada by selected country of residence (excluding the U.S.A.) Canada, (adjusted)			2698

*No direct vehicle entries in these provinces.

VII -3
OTHER SELECTED STATISTICS

**Number of International Travellers entering or returning to Canada, by type of transport,
by port of entry/exit, Monthly**

----Abercorn, Que.	5780
----Aden, Alta.	5781
----Aldergrove, B. C.	5782
----Amherst, N. S.	5783
----Andover, N. B.	5784
----Argentia, Nfld.	5785
----Armstrong, Que.	5786
----Baie Comeau, Que.	5787
----Barrie, Ont.	5788
----Bathurst, N.B.	5789
----Beaver Creek, Yukon	5790
----Bedwell Harbour, B.C.	5791
----Beebe, Que.	5792
----Belleville/Napanee, Ont.	5793
----Big Beaver, Sask.	5794
----Bloomfield, N.B.	5795
----Boissevain, Man.	5796
----Botwood, Nfld	6047
----Boundary Bay, B.C.	5797
----Bracebride, Ont.	5798
----Brantford, Ont.	5800
----Brockville, Ont.	5801
----Calgary, Alta.	5803
----Campbell River, B.C.	5804
----Campobello, N.B.	5805
----Cap-aux-meules, Que.	5806
----Carievale, Sask.	5807
----Carson, B.C.	5808
----Cartwright, Man..	5809
----Carway, Alta.	5810
----Cascade, B.C.	5811
----Centreville, N.B.	5812
----Charlottetown, P.E.I.	5813
----Chartierville, Que.	5814
----Chatham, Ont.	5815
----Chicoutimi, Que.	5816
----Chief Mountain, Alta.	5817
----Chopaka, B.C.	5818
----Churchill, Man.	5819
----Clair, N.B.	5820
----Clarencille, Que.	5821
----Clarencille, Nfld..	5822
----Climax, Sask..	5823
----Collingwood, Ont.	5824
----Cornerbrook, Nfld.	5825
----Cornwall, Ont	5826
----Coronach, Sask.	5827

VII -4
OTHER SELECTED STATISTICS

Number of International Travellers entering or returning to Canada, by type of transport,
by port of entry/exit, Monthly

----Coulter, Man.	5828
----Courtenay, B.c.	5829
----Coutts, Alta.	5830
----Covey Hill, Que.	5831
----Cranbrook, B.C.	5832
----Crystal City, Man.	5833
----Cyclone Island, Ont.	5834
----Daaquam, Que.	5835
----Dalhousie, N.B.	5836
----Dawson-Little Gold, Yukon	5837
----Del Bonita, Alta.	5838
----Douglas, B.C.	5840
----Drummondville, Que.	5841
----Dundee, Que.	5842
----East Hereford, Que.	5843
----East Pinnacle, Que.	5844
----Edmonton, Alta.	5845
----Edmundston, N.B.	5846
----Emerson East, Man.	5847
----Emerson-West Lynne, Man..	5848
----Estevan, Sask.	5849
----Forest City, N.B.	5850
----Fort Erie, Ont.	5851
----Fort Frances, Ont.	5852
----Fortune, Nfld.	5853
----Fosterville, N.B.	5854
----Frankin Centre, Que.	5855
----Fredericton, N.B.	5856
----Frelighsburg, Que.	5857
----Gander, Nfld.	5858
----Gaspé, Que.	5859
----Gillespie, N.B.	5860
----Glen Sutton, Que.	5861
----Goderich, Ont.	5862
----Goodlands, Man.	5863
----Goose Bay, Nfld.	5864
----Gore Bay, Ont.	5865
----Granby, Que.	5866
----Grand Falls, N.B.	5867
----Grand Falls, Nfld.	5868
----Grand Manan, N.B.	5869
----Gretna, Man.	5870
----Guelph, Ont.	5871
----Halifa, N.S.	5872
----Hamilton, Ont.	5873
----Harbour Grace, Nfld.	5874
----Hemmingford, Que.	5875
----Herdman, Que.	5876

VII -5
OTHER SELECTED STATISTICS

Number of International Travellers entering or returning to Canada, by type of transport,
by port of entry/exit, Monthly

----Hereford Road, Que.	5877
----Highwater, Que.	5878
----Huntingdon, Que.	5879
----Huntingdon, B.C.	5880
----Iqaluit, Nunavut	6049
----Jamieson's Line, Que.	5881
----Jean Lesage Airport, Que.	5882
----John G. Diefenbaker Airport, Sask.	5883
----Kamloops, B.C.	5884
----Kelowna, B.C.	5885
----Kenora, Ont.	5886
----Kentville, N.S.	5887
----Kingsgate, B.C.	5888
----Kingston, Ont.	5889
----Kitchener, Ont.	5890
----Kitimat, B.C.	5891
----Megantic Lake, Que.	5892
----Lachute, Que.	5893
----Lacolle Route 15, Que.	5894
----Lacolle Route 221, Que.	5895
----Lacolle Route 223, Que.	5896
----Landsdowne, Ont.	5897
----Leamington, Ont.	5898
----Lena, Man.	5899
----Lethbridge, Alta.	5900
----Lindsay, Ont.	5902
----Liverpool, N.S.	5903
----London, Ont.	5904
----Lunenburg, N.S.	5905
----Lyleton, Man.	5906
----Macdonald-Cartier Airport, Ont.	5907
----Mcadam, N.B.	5909
----Medicine Hat, Alta.	5910
----Meldrum Bay, Ont.	5911
----Midland, Ont.	5912
----Midway, B.C.	5913
----Milltown, N.B.	5914
----Monchy, Sask.	5915
----Moncton, N.B.	5916
----Montreal International Airport-Dorval, Que.	5917
----Montreal International Airport-Mirabel, Que.	5918
----Montreal-Seaport, Que.	5919
----Moose Jaw, Sask.	5920
----Morses Lines, Que.	5921
----Nanaimo, B.C.	5922
----Nelway, B.C.	5924
----New Glasgow, N.S.	5925
----Miramichi, N.B.	5927

VII -6
OTHER SELECTED STATISTICS

Number of International Travellers entering or returning to Canada, by Type of Transport
by port of entry/exit, Monthly

-----Newmarket, Ont.	5928
-----Niagara Falls-Queenston, Ont.	5929
-----Niagara Falls-Rainbow, Ont.	5930
-----Niagara Falls-Whirlpool, Ont.	5931
-----North Bay, Ont.	5932
-----North Portal, Sask.	5933
-----Northgate, Sask.	5934
-----Noyan, Que.	5935
-----Old Crow, Yukon	5937
-----Orillia, Ont.	5938
-----Oshawa, Ont.	5939
-----Osoyoos, B.C.	5940
-----Oungre, Sask.	5941
-----Owen Sound, Ont.	5942
-----Pacific Highway, B.C.	5943
-----Paterson, B.C.	5945
-----Pelee Island, Ont.	5946
-----Pembroke, Ont.	5947
-----Penticton, B.C.	5948
-----Peterborough, Ont.	5949
-----Phillipsburg, Que.	5950
-----Pigeon River, Ont.	5951
-----Piney, Man.	5952
-----Pleasant Camp, Yukon	5953
-----Pohenegamook, Que.	5954
-----Port Alberni, B.C.	5956
-----Port Hawkesbury, N.S.	5958
-----Powell River, B.C.	5960
-----Prairie Portage, Ont.	5961
-----Prescott, Ont.	5962
-----Prince Albert, Sask.	5963
-----Prince George, B.C.	5964
-----Prince Rupert, B.C.	5965
-----Quebec Seaport, Que.	5966
-----Rainy River, Ont.	5967
-----Regina, Sask.	5968
-----Regway, Sask.	5969
-----Richmond, Que.	5970
-----Rimouski, Que.	5971
-----River de Chute, N.B.	5972
-----Riviere-du-loup, Que.	5973
-----Rock Island Route 143, Que.	5974
-----Rock Island Route 55, Que.	5975
-----Rooseville, B.C.	5976
-----Rykerts, B.C.	5977
-----Saganaga Lake, Ont.	5978
-----Saint John, N.B.	5979
-----Sand Bay, Ont.	5980

VII -7
OTHER SELECTED STATISTICS

Number of International Travellers entering or returning to Canada, by Type of Transport
by port of entry/exit, Monthly

-----Sand Point Lake, Ont.	5981
-----Sarnia, Ont.	5982
-----Sault Ste Marie, Ont.	5983
-----Sept-Iles, Que.	5984
-----Shawinigan, Que.	5985
-----Shelburne, N.S.	5986
-----Sherbrooke, Que.	5987
-----Sidney, B.C.	5988
-----Smith Falls, Ont.	5989
-----Snowflake, Man.	5990
-----Sombra, Ont.	5991
-----Sorel, Que.	5992
-----South Junction, Man.	5993
-----Sprague, Man.	5994
-----St. Andrews, N.B.	5995
-----St. Croix, N.B.	5996
-----St. Hubert, Que.	5997
-----St. Jean, Que.	5998
-----St. John's, Nfld.	5999
-----St. Leonard, N.B.	6000
-----St. Pamphile, Que.	6001
-----St. Stephen, N.B.	6002
-----St. Thomas, Ont.	6003
-----Stanhope, Que.	6004
-----Ste Aurelie, Que.	6005
-----Stephenville, Nfld.	6006
-----Stewart, B.C.	6048
-----Stratford, Ont.	6007
-----Sudbury, Ont.	6008
-----Summerside, P.E.I.	6009
-----Sydney, N.S.	6011
-----Thunder Bay, Ont.	6012
-----Tillsonburg, Ont.	6013
-----Timmins, Ont.	6014
-----Tolstoi, Man.	6015
-----Toronto International Airport T1, Ont.	6016
-----Toronto International Airport T2, Ont.	6017
-----Toronto International Airport T3, Ont.	6018
-----Toronto Island Airport/Seaport, Ont.	6019
-----Torquay, Sask.	6020
-----Trail, B.C.	6021
-----Trenton, Ont.	6022
-----Trois-Rivieres Que.	6023
-----Trout River, Que.	6024
-----Val-D'or, Que.	6025
-----Valleyfield, Que.	6026
-----Vancouver Airport, B.C.	6027
-----Vancouver Seaport, B.C.	6028

VII -8
OTHER SELECTED STATISTICS

Number of International Travellers entering or returning to Canada, by Type of Transport
by port of entry/exit, Monthly

----Victoria, B.C.	6030
----Wallaceburg, Ont.	6031
----Walpole Island, Ont.	6032
----Waneta, B.C.	6033
----West Poplar River, Sask.	6035
----Whitehorse, Yukon	6036
----Wild Horse, Alta.	6037
----Willow Creek, Sask.	6038
----Windsor Tunnel, Ont.	6040
----Windygates, Man.	6041
----Winkler, Man.	6042
----Winnipeg, Man.	6043
----Woburn, Que.	6044
----Woodstock Road, N.B.	6045
----Yarmouth, N.S.	6046

VII -9
OTHER SELECTED STATISTICS

Number of Vehicles Travelling between Canada and the United States,
by port of entry/exit, Monthly

-----Abercorn, Que.	8200
-----Aden, Alta.	8201
-----Aldergrove, B.C.	8202
-----Andover, N.B.	8203
-----Armstrong, Que.	8204
-----Beebe, Que.	8205
-----Big Beaver, Sask.	8206
-----Bloomfield, N.B.	8207
-----Boundary Bay, B.C.	8208
-----Boissevain, Man.	8209
-----Beaver Creek, Yukon	8210
-----Carievale, Sask.	8212
-----Carson, B.C.	8213
-----Cartwright, Man.	8214
-----Carway, Alta.	8215
-----Cascade, B.C.	8216
-----Centreville, N.B.	8217
-----Chief Mountain, Alta.	8218
-----Chopaka, B.C.	8219
-----Chartierville, Que.	8220
-----Clair, N.B.	8221
-----Clarenceville, Que.	8222
-----Climax, Sask.	8223
-----Covey Hill, Que.	8224
-----Cornwall, Ont.	8225
-----Coronach, Sask..	8226
-----Coulter, Man.	8227
-----Coutts, Alta.	8228
-----Campobello, N.B.	8229
-----Crystal City, Man.	8230
-----Daaquam, Que.	8231
-----Dawson-Little Gold, Yukon	8232
-----Del Bonita, Alta.	8233
-----Douglas, B.C.	8234
-----Dundee, Que.	8235
-----East Hereford, Que.	8236
-----East Pinnacle, Que.	8237
-----Edmundston, N.B.	8238
-----Emerson East, Man.	8239
-----Emerson-West Lynne, Man.	8240
-----Etevan, Sask.	8241
-----Fort Erie, Ont.	8242
-----Fort Frances, Ont.	8243
-----Forest City, N.B.	8244
-----Fosterville, N.B.	8245
-----Frelighsburg, Que.	8246
-----Franklin Centre, Que.	8247

VII -10
OTHER SELECTED STATISTICS

Number of Vehicles Travelling between Canada and the United States,
by port of entry/exit, Monthly

-----Goodlands, Man.	8248
-----Gillespie, N.B.	8249
-----Glen Sutton, Que.	8250
-----Grand Falls, N.B.	8251
-----Gretna, Man.	8252
-----Hemingford, Que.	8253
-----Hereford Road, Que.	8254
-----Herdman, Que.	8255
-----Highwater, Que.	8256
-----Huntingdon, B.C.	8257
-----Jamieson's Line, Que.	8258
-----Kingsgate, B.C.	8259
-----Lake Megantic, Que.	8260
-----Lacolle Route 15, Que.	8261
-----Lacolle Route 221, Que.	8262
-----Lacolle Route 223, Que.	8263
-----Lansdown, Ont.	8264
-----Lena, Man.	8265
-----Lyleton, Man.	8266
-----Midway, B.C.	8267
-----Milltown, N.B.	8268
-----Monchy, Sask.	8269
-----Morses Lines, Que.	8270
-----North Portal, Sask.	8271
-----Nelway, B.C.	8272
-----Niagara Falls-Queenston, Ont.	8273
-----Niagara Falls-Rainbow, Ont.	8274
-----Niagara Falls-Whirlpool, Ont.	8275
-----Noyan, Que.	8276
-----Northgate, Sask.	8277
-----Osoyoos, B.C.	8278
-----Oungre, Sask.	8279
-----Pacific Highway, B.C.	8281
-----Paterson, B.C.	8282
-----Pelee Island, Ont.	8283
-----Pigeon River, Ont.	8284
-----Phillipsburg, Que.	8285
-----Piney, Man.	8286
-----Pleasant Camp, Yukon	8287
-----Pohenegamook, Que.	8288
-----Prince Rupert, B.C.	8289
-----Prescott, Ont.	8290
-----Rock Island Route 55, Que.	8291
-----Regway, Sask.	8292
-----Rivere de Chute, N.B.	8293
-----Rock Island Route 143, Que.	8294

VII -11
OTHER SELECTED STATISTICS

Number of Vehicles Travelling between Canada and the United States,
by port of entry/exit, Monthly

-----Rainy River, Ont.	8295
-----Roosville, B.C.	8296
-----Rykerts, B.C.	8297
-----St. Andrews, N.B.	8298
-----Ste Aurelie, Que.	8299
-----St Croix, N.B.	8300
-----South Junction, Man.	8301
-----St. Leonard, N.B.	8302
-----St. Pamphile, Que.	8303
-----St. Stephen, N.B.	8304
-----Sarnia, Ont.	8305
-----Sidney, B.C.	8306
-----Snowflake, Man.	8307
-----Sombra, Ont.	8308
-----Sprague, Man.	8309
-----Sault Ste Marie, Ont.	8310
-----Stanhope, Que.	8311
-----Stewart, B.C.	8329
-----Tolstoi, Man.	8312
-----Torquay, Sask.	8313
-----Trout River, Que.	8314
-----Victoria, B.C.	8315
-----Wild Horse, Alta.	8316
-----West Poplar River, Sask.	8317
-----Walpole Island, Ont.	8318
-----Waneta, B.C.	8319
-----Whitehorse, Yukon	8320
-----Willow Creek, Sask.	8321
-----Windsor Tunnel, Ont.	8323
-----Windygates, Man.	8324
-----Winkler, Man.	8325
-----Woburn, Que.	8326
-----Woodstock Road, N.B.	8327
-----Yarmouth, N.S.	8328

VII -12
OTHER SELECTED STATISTICS

3. CANADIAN CENTRE FOR EDUCATION STATISTICS, Annual

Total Public School Expenditures on Elementary-Secondary

Education by Type of Expenditures, for Canada, the Provinces and Territories	8003
Total Expenditures on Elementary-Secondary for Canada, the Provinces and Territories	8004
Total School Board Revenues, Type of Revenue for Canada, Provinces and Territories	8006
Total Public School Expenditures on Elementary-Secondary Education by Type of Function, for Canada, the Provinces and Territories	8007
College Postsecondary Enrolment, Full & Part-time, by sex for Canada, the Provinces and Territories, for Academic Years	8008
College Diplomas Granted for Canada, Provinces and Territories. Data includes Quebec CEGEP graduates and some estimates	8009
University Enrolment full & part-time, by sex for Canada, the Provinces	8010
University Degrees Granted by sex for Canada and the Provinces	8011

Participation Rates by Age and Sex

-for Canada	8012
-for Newfoundland	8013
-for Prince Edward Island	8014
-for Nova Scotia	8015
-for New Brunswick	8016
-for Quebec	8017
-for Ontario	8018
-for Manitoba	8019
-for Saskatchewan	8020
-for Alberta	8021
-for British Columbia	8022
-for Yukon	8023
-for Northwest Territories	8024
Total Eligible School Enrolment/Immersion Enrolment Participation Rates for Canada (excluding Quebec), the Provinces and Territories	8025

No. of Students enrolled in Public Elementary/Secondary Schools

-by Grade and Sex, for Canada	8026
-by Grade and Sex, for Newfoundland	8027
-by Grade and Sex, for Prince Edward Island	8028
-by Grade and Sex, for Nova Scotia	8029
-by Grade and Sex, for New Brunswick	8030
-by Grade and Sex, for Quebec	8031
-by Grade and Sex, for Ontario	8032
-by Grade and Sex, for Manitoba	8033
-by Grade and Sex, for Saskatchewan	8034
-by Grade and Sex, for Alberta	8035
-by Grade and Sex, for British Columbia	8036
-by Grade and Sex, for Yukon	8037
-by Grade and Sex, for Northwest Territories	8038
-by Grade and Sex, for Dept. Nat. Defence Overseas	8039

VII -13
OTHER SELECTED STATISTICS

No. of Full-time Educators in Public Schools, by Level, by Position, by Sex,

-for Canada	8040
-for Newfoundland	8041
-for Prince Edward Island	8042
-for Nova Scotia	8043
-for New Brunswick	8044
-for Quebec	8045
-for Ontario	8046
-for Manitoba	8047
-for Saskatchewan	8048
-for Alberta	8049
-for British Columbia	8050
-for Yukon	8051
-for Northwest Territories	8052

No. of Students Enrolled in Elementary/Secondary Public Schools by Age and Sex,

-for Canada	8053
-for Newfoundland	8054
-for Prince Edward Island	8055
-for Nova Scotia	8056
-for New Brunswick	8057
-for Quebec	8058
-for Ontario	8059
-for Manitoba	8060
-for Saskatchewan	8061
-for Alberta	8062
-for British Columbia	8063
-for Yukon	8064
-for Northwest Territories	8065
-for DND Overseas	8066

Number of Educators by Age and Sex

-for Canada	8067
-for Newfoundland	8068
-for Prince Edward Island	8069
-for Nova Scotia	8070
-for New Brunswick	8071
-for Quebec	8072
-for Ontario	8073
-for Manitoba	8074
-for Saskatchewan	8075
-for Alberta	8076
-for British Columbia	8077
-for Yukon	8078
-for Northwest Territories	8079

VII -14
OTHER SELECTED STATISTICS

Elementary /Secondary Education

Total Elementary/Secondary Minority Language School Enrolment for Canada (excluding Quebec), the Provinces and territories,	8080
Total Elementary/Secondary Minority Language Enrolment for Canada (excluding Quebec), the Provinces and territories,	8081
Percentage of School Week for Minority Language Education as a Second Language showing level of Education for Canada (excluding Quebec), the Provinces and territories,	8082
Number of Immigrants under 18 years of age by language spoken, for Canada, Provinces and territories	8087

Graduation Rates by Age and Sex

-for Canada	8098
-for Newfoundland	8099
-for Prince Edward Island	8100
-for Nova Scotia	8101
-for New Brunswick	8102
-for Quebec (Youth)	8103
-for Quebec (Youth & Adults)	8104
-for Ontario	8105
-for Manitoba	8106
-for Saskatchewan	8107
-for Alberta (Regular Diplomas)	8108
-for Alberta (Regular & Equivalency)	8109
-for British Columbia	8110
-for Yukon	8111
-for Northwest Territories	8112

No. of Part-time Educators in Public Schools, by Level,

-by Position, by Sex, for Canada	8113
-by Position, by Sex, for Newfoundland	8114
-by Position, by Sex, for Prince Edward Island	8115
-by Position, by Sex, for Nova Scotia	8116
-by Position, by Sex, for New Brunswick	8117
-by Position, by Sex, for Quebec	8118
-by Position, by Sex, for Ontario	8119
-by Position, by Sex, for Manitoba	8120
-by Position, by Sex, for Saskatchewan	8121
-by Position, by Sex, for Alberta	8122
-by Position, by Sex, for British Columbia	8123
-by Position, by Sex, for Yukon	8124
-by Position, by Sex, for Northwest Territories	8125

VII -15
OTHER SELECTED STATISTICS

No. of DND Students enrolled in Public Elementary/Secondary Schools

-by Grade and Sex, for Canada	8126
-by Grade and Sex, for Prince Edward Island	8127
-by Grade and Sex, for Nova Scotia	8128
-by Grade and Sex, for New Brunswick	8129
-by Grade and Sex, for Quebec	8130
-by Grade and Sex, for Ontario	8131
-by Grade and Sex, for Manitoba	8132
-by Grade and Sex, for Saskatchewan	8133
-by Grade and Sex, for Alberta	8134
-by Grade and Sex, for British Columbia	8135

No. of DND Students enrolled in Elementary/Secondary Public Schools by Age and Sex.

-for Canada	8138
-for Prince Edward Island	8139
-for Nova Scotia	8140
-for New Brunswick	8141
-for Quebec	8142
-for Ontario	8143
-for Manitoba	8144
-for Saskatchewan	8145
-for Alberta	8146
-for British Columbia	8147

VII -16
OTHER SELECTED STATISTICS

4. CANADIAN CENTRE FOR JUSTICE STATISTICS (85-002-XPB,85-205-XPB), Annual

The Canadian Centre for Justice Statistics is responsible for the collection and production of the following statistics. The Centre operates under the authority of Statistics Canada, with guidelines from the Justice Information Council composed of Federal and Provincial Deputy Ministers responsible for justice; and the Chief Statistician of Canada.

Police Reported Data - Crime and administrative data are collected from approximately 1,700 reporting points. These respondents, represent either independent municipal police departments or police detachments of federal (RCMP) or provincial police services (Ontario Provincial Police, Surete du Quebec or Royal Newfoundland Constabulary) across Canada.

Canadian Crime Statistics -(Uniform Crime Reporting (UCR) Survey - (85-205-XPE\XPF), Annual

Crimes by Offence Type, Canada, Provinces & Territories,	2200
Adults Charged by Offence Type, Canada, Provinces & Territories	2198
Youths Charged by Offence Type, Canada, Provinces & Territories	2199
Traffic offences by Offence Type, Canada, provinces and territories	310
Traffic offences, Rate per 100,000 population by Offence Type, Canada, provinces and territories	311

Homicide Survey - (85-002-XPE\XPF) Annual

Number and Rate of homicide offences by legal type, Canada	314T
Number and Percentage Distribution of methods used to commit homicide offences, Canada	315
Number of Homicide Victims and Suspects, Canada	316
Number and Location of homicide offences, Canada	317T
Number and Rate of Total Homicide Offences, Canada provinces and Territories	319

Police Administration Survey (85F0019-XPE\XPF), Annual

Number of Police Officers and Population per Police Officer, Canada	301
---	-----

Corrections Data

Average Counts Inmates, offenders in provincial custody, Canada, provinces and territories	312
Inmates in Federal Custody, Canada provinces and territories	313
Number of Admissions to provincial facilities, Canada, provinces and territories	318

VII -17
OTHER SELECTED STATISTICS

Adult Criminal Court Survey, Annual

The objective of the Adult Criminal Court Survey (ACCS) is to develop a national court database of comparative information on court caseload and case characteristics. The survey is intended to be a census of completed federal statute charges heard in provincial/territorial courts. It includes information on the age and sex of the accused, case disposition patterns, sentencing information regarding the length of prison and probation, and amount of fine, as well as case-processing data such as case elapsed time and number of appearances per charge.

Charges by Disposition, (A)

Charges by Most Serious Sentence (B)

	A	B
Total Selected Provinces	2230	2244
Newfoundland	2231	2245
Prince Edward Island	2232	2246
Nova Scotia	2233	2247
Quebec	2235	2249
Ontario	2236	2250
Saskatchewan	2238	2252
Alberta	2239	2253
Yukon	2241	2255
Northwest Territories	2242	2256

Transition Home Survey, Biannual

Data collection for the Transition Home Survey (THS) was undertaken during 1998. The fourth cycle of this survey captured aggregate data and snapshot information for April 20, 1998. Information was collected on the characteristics of the facilities and the services dispensed during the previous twelve months. The survey also provides a one-day snapshot of the characteristics of women and children residing in the shelters on April 20, 1998.

Number of Shelters Operating and Responding, by province and territory	320
Number of Shelters Operating and Responding, by facility type	321
Areas of Service for Shelters by province and territory	322
In house Services provided by Shelters to women	323
In house Services provided by Shelters to children	324
Reasons for Admissions to Shelters of Women	325
Number of Women and their Children residing in Shelters	326
Number of Women and their Children residing in Shelters by province and territory	327
Characteristics of abused women residing in shelters	328
Characteristics of children of abused women residing in shelters	329
Involvement of the Criminal Justice System by province and territory	330
Rates of women admitted for reasons of abuse	331
Requests for services received by shelters	332
Admissions to shelters by province and territory	333

VII -18
OTHER SELECTED STATISTICS

Canadian Youth Court Statistics (85-522XPB), Annual

Youth Court Survey

The objective of the Survey (YCS) is to produce a national database of statistical information on charges, cases and persons involving accused who are aged 12-17 years (up to the 18th birthday). The survey is intended to be a census of federal statute charges (*Criminal Code, Narcotic Control Act, Food and Drugs Act, Young Offenders Act*, and other federal statutes) heard in youth courts in Canada. The survey excludes appeals, reviews, provincial statutes and municipal-by-law infractions.

Number of Charges, Cases and Persons Heard by Youth Courts for Canada and Provinces	8900
Number of Cases Heard by Youth Courts by Age of the Accused, Canada and Provinces	8901
Number of Cases Heard by Youth Courts by Principal Charge, Age and Sex of the Accused	
- Principal Charge	8902
- Property Offences	8903
- Other Criminal Code Offences	8904
- Narcotics Control Act, Food and Drug Act, Young Offenders Act	8905
Number of Cases Heard by Youth Courts by Most Significant Decision, Age and Sex of Accused	8906
Number of Cases Heard by Youth Courts by Most Significant Disposition, Age and Sex of Accused	8907
Number of Cases Heard with Guilty Findings by Youth Courts by Length of Sentence, and Dollar Amount of Most Significant Decision	8908
Total Number of Cases heard by youth courts	
- by most significant decision and most significant charge, by sex of the accused	8909
- (violent offences) by most significant decision, charge and by sex of the accused	8910
- (property offences) by most significant decision, charge and by sex of the accused	8911
- (other criminal code offences) by decision, charge and by sex of the accused	8912
- (narcotic control act) by most significant decision, charge and by sex of the accused	8913
- (food and drug act), by most significant decision, charge and by sex of the accused	8914
- (young offenders act), by most significant decision, charge and sex of the accused	8915
Total Number of Cases heard by youth courts by most significant disposition	
- for most significant charge, by sex of accused (violent offences)	8916
- for most significant charge, by sex of accused (property offences)	8917
- for most significant charge, by sex of accused (other criminal code offences)	8918
- for most significant charge, by sex of accused (narcotic control act)	8919
- for most significant charge, by sex of accused (food and drug act)	8920
- for most significant charge, by sex of accused (young offenders act)	8921
- for most significant charge, by sex of accused (controlled drugs and substances act)	8922

VII -19
OTHER SELECTED STATISTICS

5. CANADIAN CENTRE FOR HEALTH INFORMATION- Annual
Canada, provinces and territories

Number of suicides by age groups, by sex	1002
Number of suicides per 100,000 population by age group for women age 13 through 19	1003
Number of smokers by age groups, by sex, for Canada and provinces,	1004
Percentage of population with high blood pressure, 15 years of age and over by age group, by sex	1005
Number of persons with disability due to motor vehicle accidents by age groups, by sex	1006
Number of persons 15 years and over who regularly (3 or more times weekly) exercise, by age groups, by sex, Canada, provinces and territories,	1011
Population by frequency of drinking and driving within 2 hours of consuming alcohol by age groups, by sex, for Canada, provinces and territories,	1012
Population by age of first sexual intercourse, and by sex, Canada, and provinces	1013
Number of current drinkers, by age groups, by sex Canada, and provinces,	1020
<u>Number of sexually transmitted cases by type of disease</u>	
-(aids) by age group, sex for Canada, provinces and territories	1084
-(gonococcal infections) by age groups, by sex, for Canada, provinces and territories	1085
-(gonoc. ophtha. infections) by age groups, by sex, for Canada provinces and territories	1086
-(syphilis infections) by age groups, by sex, for Canada provinces and territories	1087
-(campylobacteriosis) by age groups, by sex, for Canada provinces and territories	1088
-(chickenpox) by age groups, by sex, for Canada provinces and territories	1089
-(giardiasis) by age groups, by sex, for Canada provinces and territories	1090
-(Hepatitis A) by age groups, by sex, for Canada provinces and territories	1091
-(Hepatitis B) by age groups, by sex, for Canada provinces and territories	1092
-(Measles) by age groups, by sex, for Canada provinces and territories	1093
-(Pertussis) by age groups, by sex, for Canada provinces and territories	1094
-(Rubella) by age groups, by sex, for Canada provinces and territories	1095
-(Salmonellosis) by age groups, by sex, for Canada provinces and territories	1096
-(Tuberculosis) by age groups, by sex, for Canada provinces and territories	1097
<u>Number of time-loss work injuries, by age group, by sex, for Canada, provinces, Territories</u>	
-total all industries	4263
-agriculture and related services	4264
-fishing and trapping	4265
-logging and forestry	4266
-mining, quarrying and oil wells	4267
-manufacturing industries	4268
-construction industry	4269
-transportation and storage industry	4270
-communications and utilities	4271
-wholesale trade industries	4272
-retail trade industries	4273
-finance and insurance industries	4274
-real estate, operator and insurance agent industries	4275
-business service industries	4276
-government service industries	4277
-educational service industries	4278
-health and social service industries	4279
-accommodation, food and beverage industries	4280
-other service industries	4281
-unspecified industries	4282

VII -20
OTHER SELECTED STATISTICS

6. HEALTH CANADA - Views and Behaviours of Multinational Youth

How often students in selected countries,

- smoke tobacco

- tasted an alcoholic drink

age-11	age-13	age-15
8700	8701	8702
8703	8704	8705

How often students in selected countries,

- drink beer

- drink wine

- drink liquor

- drink alcoholic beverages

- have been really drunk

age-11	age-13	age-15
8706	8707	8708
8709	8710	8711
8712	8713	8714
8715	8716	8717
8718	8719	8720

How often Canadian students have used drugs by gender:

8721	8722
------	------

How often students in selected countries by gender

- exercise vigorously out of school

- hours per week students exercise vigorously

- hours a day students watch television

- hours a week students watch vcr movies

- hours a week students play computer games

- students eat fruit

- students eat raw vegetables

age-11	age-13	age-15
8723	8724	8725
8726	8727	8728
8729	8730	8731
8732	8733	8734
8735	8736	8737
8738	8739	8740
8741	8742	8743

How often students in selected countries by gender

- students drink low fat milk

- students drink whole milk

- students eat candy/chocolate bars

- students eat potato chips/crisps

- students eat french fries

- students eat hamburgers/hot dogs/sausages

- drink soft drinks , cola or other drinks, with sugar

- students drink coffee

- students eat peanuts

- students brush their teeth

- students use dental floss

- have had a headache in the last 6 months

- have had a stomach ache in the last 6 months

- have had a backache in the last 6 months

- have felt low(depressed) in last 6 months

- have had a bad temper in the last 6 months

- have felt nervous in the last 6 months

- have had difficulties getting to sleep in last 6 months

- have felt dizzy in the last 6 months

- feel tired in the morning

age-11	age-13	age-15
8744	8745	8746
8747	8748	8749
8750	8751	8752
8753	8754	8755
8756	8757	8758
8759	8760	8761
8762	8763	8764
8765	8766	8767
8768T	8769T	8770T
8771	8772	8773
8774	8775	8776
8777T	8778T	8779T
8780T	8781T	8782T
8783T	8784T	8785T
8786T	8787T	8788T
8789T	8790T	8791T
8792T	8793T	8794T
8795T	8796T	8797T
8798T	8799T	8800T
8801	8802	8803

**VII -21
OTHER SELECTED STATISTICS**

<u>Students' ability to talk with:</u>	<u>age-11</u>	<u>age-13</u>	<u>age-15</u>
- their father about things that bother them	8807	8808	8809
- their mother about things that bother them	8810	8811	8812
- their brother about things that bother them	8813	8814	8815
- their sister(s) about things that bother them	8816	8817	8818

<u>Students' ability to talk with:</u>	<u>age-11</u>	<u>age-13</u>	<u>age-15</u>
How easy it is for students to make new friends	8825	8826	8827
Number of close friends	8828	8829	8830
Students ability to talk with their friends(s) of the same sex about things that bother them	8831	8832	8833
Students ability to talk with their friend(s) of the opposite sex about things that bother them	8834	8835	8836
How often students spend time with friends outside school hours	8837	8838	8839
How students feel about life	8840	8841	8842
How often students feel lonely	8843	8844	8845
What students perceive their teachers think about their school work	8846	8847	8848
How students feel about school	8849	8850	8851
Canadian students ability to talk with their teacher about things that bother them	8852	8852	8852
How Canadian male students feel about themselves	8853	8854	8855
How Canadian female students feel about themselves	8856	8857	8858
How often students eat whole wheat/rye bread, selected countries	8859	8860	8861

VII -22
OTHER SELECTED STATISTICS

Health Behaviour in School-Aged Children;
selected countries by gender

	<u>age-11</u>	<u>age-13</u>	<u>age-15</u>
What students think they will be doing after finishing High School	18000	18001	18002
How old were students when they started smoking daily (Daily means smoking one or more cigarettes most days)	18003		

Students response to:

- Are you on a diet to lose weight	18004	18005	18006
- How often students eat breakfast; (at least juice and toast or cereal)	18007	18008	18009
- How often students use a seat belt when they ride in a car	18010	18011	18012
- How often students wear a helmet when they ride their bicycle	18013	18014	18015
- How healthy students think they are	18016	18017	18018
- How often students have had a headache in the last six months	18019	18020	18021
- How often students have had a stomachache in the last six months	18022	18023	18024
- How often students have had a backache in the last six months	18025	18026	18027
- How often students have felt low (depressed) in the last six months	18028	18029	18030
- How often students have had a bad temper in the last six months	18031	18032	18033
- How often students have felt nervous in the last six months	18034	18035	18036
- How often students have had difficulties in getting to sleep in the last six months	18037	18038	18039
- How often students have felt dizzy in the last six months	18040	18041	18042

Students response to:

- Which of these people live at your home (Answers are for the home where they live most of the time)	18043	18044	18045
- Does your family have a car (truck or van)	18046	18047	18048
- Do you have a bedroom all to yourself	18049	18050	18051
- How well off is your family	18052	18053	18054
- How many times students travelled away on holidays with their family	18055	18056	18057

Students response to:

- During the past 12 months were you hurt or injured and had to be treated by a doctor or a nurse	18058	18059	18060
- Did your most serious injury cause you to miss at least one full day of school or other usual activities	18061	18062	18063
As a result of your most serious injury;			
- did you have a cast put on	18064	18065	18066
- did you get stitches	18067	18068	18069
- did you need crutches or a wheel chair	18070	18071	18072
- did you have an operation	18073	18074	18075
- did you stay in hospital overnight	18076	18077	18078
- was a bone broken, dislocated or out of joint	18079	18080	18081
- was there a sprain, strain or a pulled muscle	18082	18083	18084
- did you suffer cut, puncture or stab wound	18085	18086	18087
- did you suffer from a concussion or other head or neck injury, knocked out, whiplash	18088	18089	18090
- did you suffer from bruises, black and blue marks, or internal bleeding	18091	18092	18093
- did you suffer from burns	18094	18095	18096
- did you suffer from other injuries not listed	18097	18098	18099

VII -23
OTHER SELECTED STATISTICS

Students response to:

- in what month did you most serious injury happen	18100	18101	18102
- in our school the students take part in making the rules	18103	18104	18105
- students are treated too severely/strictly in this school	18106	18107	18108
- the rules in this school are fair	18109	18110	18111
- our school is a nice place to be	18112	18113	18114
- I feel I belong at this school	18115	18116	18117
- I am encouraged t express my own views in class	18118	18119	18120
- In school our teachers treat us fairly	18121	18122	18123
- In schoo when il need extra help, I can get it	18124	18125	18126
- In our school my teachers show an interest in my as a person	18127	18128	18129
- In our school my teacheds expect too much of me	18130	18131	18132
- In our school the students in my class(es) enjoy being together	18133	18134	18135
- In our school most of the students in my class(es) are kind and helpful	18136	18137	18138
- In our school other students accept me as I am	18139	18140	18141
- How many days students skip class(es) or school	18142	18143	18144
- Do students feel safe at schol	18145	18146	18147
- How often students have been bulled in school	18148	18149	18150

Students response to this question:

- how often has someone bullied you at school by making fun of you because of your religion or race	18151	18152	18153
- how often has someone bullied you at school by making fun of you because of the way you look or talk	18154	18155	18156
- how often has someone bullied you at school by hitting, slapping or pushing you	18157	18158	18159
- how often has someone bullied you at school by threatening you	18160	18161	18162
- how often has someone bullied you at school by spreading rumours or mean likes about you	18163	18164	18165
- how often has someone bullied you at school by making sexual jokes, comments or gestures to you	18166	18167	18168
- if you have been bullied in school, who usually bullies you	18169	18170	18171
- how often have you taken part in bullying other students in school	18172	18173	18174
- how often has it happened that other students do not want to spend time with you at school and you end up being alone	18175	18176	18177
- if I have problems at school, my parent(s) are ready to help me	18178	18179	18180
- my parent(s) are willing to come to the school to tak to teachers	18181	18182	18183
- my parent(s) encourage me to do well at school	18184	18185	18186
- do you agree or disagree that you parents expect too much of you at school	18187	18188	18189
- how much pressure do you feel because of the work you have to do at school	18190	18191	18192
- how often students spend time with friends right after school	18193	18194	18195
- how many evenings students spend away from home with friends (0-7)	18196	18197	18198
- is there anything about your body you would like to change	18199	18200	18201
- what students think of their looks	18202	18203	18204
- how often students feel left out of things	18205	18206	18207
- how often students feel helpless	18208	18209	18210
- how often students feel confident in themselves	18211	18212	18213
- what students think of their bodies	18214	18215	18216

VII -24
OTHER SELECTED STATISTICS

7. CHARITABLE DONATIONS (Small Area & Administrative Data)

Summary of Charitable Donors, Canada, provinces and territories and Census Metropolitan Areas	10300
Age and Sex of Charitable Donors, Canada, provinces and territories and Census Metropolitan Areas	10301
Income Groups of Charitable Donors, Canada, provinces and territories and Census Metropolitan Areas	10302

8. UNITED STATES STATISTICS

U.S. Gross Domestic Product, Billions of Current Dollars, S.A.A.R. quarterly	2533
U.S. Gross Domestic Product, Billions of Constant Dollars, S.A.A.R. quarterly	2534T
U.S. Gross Domestic Product, 1982 Constant Dollars, S.A.A.R. quarterly	3170T
U.S. Gross Domestic Product, 1986 Constant Dollars, S.A.A.R. quarterly	3174T
U.S. Gross Domestic Product, 1992 Constant Dollars, S.A.A.R. quarterly	3176T
U.S. Gross Domestic Product, 1996 Constant Dollars, S.A.A.R. quarterly	3167
U.S. Gross Domestic Product and Personal Income, Current Dollars, S.A.A.R. quarterly	2535
U.S. Gross Domestic Product by Sector, Current Dollars, S.A.A.R. quarterly	2548
U.S. Gross Domestic Product by Sector, Constant Dollars, S.A.A.R. quarterly	2549T
U.S. Gross Domestic Product by Sector, 1982 Constant Dollars S.A.A.R. quarterly	3171T
U.S. Gross Domestic Product by Sector, 1986 Constant Dollars S.A.A.R. quarterly	3175T
U.S. Gross Domestic Product by Sector, 1992 Constant Dollars, S.A.A.R. quarterly	3177T
U.S. Gross Domestic Product by Sector, 1996 Constant Dollars, S.A.A.R. quarterly	3168
U.S. Government Receipts and Expenditures, S.A. quarterly	2547
U.S. Plant and Equipment Expenditures, Current Dollars, S.A.A.R. quarterly	2542T
U.S. Investment Statistics, Current Dollars, Unadjusted for Seasonality quarterly	2546T
U.S. Industrial Production Index, (1967=100), monthly	2536T
U.S. Industrial Production Index, (1977=100), monthly	3169T
U.S. Industrial Production Index, (1987=100), monthly	3173T
U.S. Industrial Production Index, (1992=100), monthly	3179
U.S. Construction, Thousands of Units, and Millions of Dollars, S.A.A.R., monthly	2541
U.S. Labour Force and Population, Unadjusted and Adjusted for Seasonality, monthly	2537
U.S. Consumer Price Index, (1967=100), Adjusted for Seasonality, monthly	2538T
U.S. Manufacturing & Trade Sales, Billions of Dollars, Adjusted for Seasonality, monthly	2540
U.S. Merchandise Trade, Seasonally Adjusted, monthly	2543T
U.S. Merchandise Trade, Seasonally Adjusted and Unadjusted, monthly	3172T
U.S. Money Stock Measures & Liquid Assets, monthly	2554
U.S. Consumer Price Index Monthly (1982-84=100)	348

VII -25
OTHER SELECTED STATISTICS

RELATED CANSIM II TABLES

ACTIVE

104-0004	Severity of pain or discomfort, by age group and sex, household population aged 4 and over, Canada and provinces, every 2 years
110-0001	Tobacco and alcohol use by students in selected countries, every 4 years
110-0002	Alcohol use by students in selected countries, every 4 years
110-0003	Drug use by Canadian students, every 4 years
110-0004	Frequency of exercise outside of school by students in selected countries, every 4 years
110-0005	Time spent exercising vigorously outside of school by students in selected countries, every 4 years
110-0006	Time spent watching television per day by students in selected countries, every 4 years
110-0007	Time spent watching VCR movies and playing computer games per week by students in selected countries, every 4 years
110-0008	Dietary habits of students in selected countries, every 4 years
110-0009	Dental hygiene of students in selected countries, every 4 years
110-0010	Health ailments experienced by students in selected countries in the last six months, every 4 years
110-0011	Students' ability to talk with family and friends about things that bother them, in selected countries, every 4 years
110-0012	Canadian students' ability to talk to their teachers about the things that bother them, every 4 years
110-0013	Ease with which students in selected countries make new friends, every 4 years
110-0014	Number of close friends held by students in selected countries, every 4 years
110-0015	Time spent with friends outside of school by students in selected countries, every 4 years
110-0016	How students in selected countries feel about their lives, every 4 years
110-0017	How Canadian students feel about themselves, every 4 years
110-0018	How often students in selected countries feel lonely, every 4 years
110-0019	Perceptions by students in selected countries of what their teachers think about their school work, every 4 years
110-0020	How students in selected countries feel about school, every 4 years
110-0021	Students response to question: Which of these people live at your home (answers are for the home where they live most of the time), by sex, age group and selected countries, every 4 years
110-0022	Students response to question: How well-off is your family, by sex, age group and selected countries, every 4 years
110-0023	How many times students travelled away on holiday with their family, by sex, age group and selected countries, every 4 years
110-0024	Students response to question: Do you have a bedroom all to yourself, by sex, age group and selected countries, every 4 years
110-0025	Students response to question: Does your family have a car, truck or van, by sex, age group and selected countries, every 4 years
110-0026	Students response to question: During the past 12 months were you hurt or injured and had to be treated by a doctor or a nurse, by sex, age group and selected countries, every 4 years
110-0027	Results of serious injuries suffered by students, by sex, age group and selected countries, every 4 years
110-0028	Students response to question: In what month did your most serious injury happen, by sex, age group and selected countries, every 4 years
110-0029	How often students use a seat belt when they ride in a car, by sex, age group and selected countries, every 4 years
110-0030	How often students wear a helmet when they ride their bicycle, by sex, age group and selected countries, every 4 years
110-0031	Students response to a variety of questions regarding school, by sex, age group and selected countries, every 4 years

VII -26
OTHER SELECTED STATISTICS

RELATED CANSIM II TABLES

ACTIVE

110-0032	Students' response to question: How much pressure do you feel because of the work you have to do at school, by sex, age group and selected countries, every 4 years
110-0033	Students response to questions regarding their parents' support about school, by sex, age group and selected countries, every 4 years
110-0034	Students response to question: What do you think you will be doing after finishing high school, by sex, age group and selected countries, every 4 years
110-0035	Students response to question: How many days did you skip class(es) or school, by sex, age group and selected countries, every 4 years
110-0036	What students think of their school environment, by sex, age group and selected countries, every 4 years
110-0037	How often students have been bullied in school, by sex, age group and selected countries, every 4 years
110-0038	How often students have been bullied in school for specific reasons, by sex, age group and selected countries, every 4 years
110-0039	How often students have been physically or verbally bullied in school, by sex, age group and selected countries, every 4 years
110-0040	Students response question: If you have been bullied in school, who usually bullies you, by sex, age group and selected countries, every 4 years
110-0041	Students response to question: How often have you taken part in bullying other students in school, by sex, age group and selected countries, every 4 years
110-0042	Frequency of experiencing different feelings felt by students, by sex, age group and selected countries, every 4 years
110-0043	Students response to question: How often has it happened that other students do not want to spend time with you at school and you end up being alone, by sex, age group and selected countries, every 4 years
110-0044	Students response to question: How often do you spend time with friends right after school, by sex, age group and selected countries, every 4 years
110-0045	How many evenings students spend away from home with friends, by sex, age group and selected countries, every 4 years
110-0046	How healthy students think they are, by sex, age group and selected countries, every 4 years
110-0047	How old were students when they started smoking daily, by sex and selected countries, every 4 years
110-0048	Health ailments experienced by students in the last six months, by sex, age group and selected countries, every 4 years
110-0049	How often students eat breakfast (at least juice and toast or cereal), by sex, age group and selected countries, every 4 years
110-0050	What students think of their looks, by sex, age group and selected countries, every 4 years
110-0051	What students think of their bodies, by sex, age group and selected countries, every 4 years
110-0052	Students response to question: Is there anything about your body you would like to change, by sex, age group and selected countries, every 4 years
110-0053	Students response to question: Are you on a diet to loose weight, by sex, age group and selected countries, every 4 years
111-0001	Summary of charitable donors, annual
111-0002	Charitable donors, by age and sex, annual
111-0003	Charitable donors, by income group, annual
252-0001	Crimes, by actual offences, annual
252-0002	Adults and youths charged, by actual offences, annual
252-0003	Charges, by disposition, fiscal year ending March 31, annual
252-0004	Charges, by most serious sentence, fiscal year ending March 31, annual

VII -27
OTHER SELECTED STATISTICS

RELATED CANSIM II TABLES

ACTIVE

252-0005	Number of charges, cases and persons heard in youth courts, annual data based on the fiscal year, annual
252-0006	Number of cases heard by youth courts, by age of the accused, annual data based on the fiscal year, annual
252-0007	Number of cases heard in youth courts, by principal charge, age and sex of the accused, annual data based on the fiscal year, annual
252-0008	Number of cases heard in youth courts, by most significant decision, age and sex of the accused, annual data based on the fiscal year, annual
252-0009	Number of cases heard in youth courts, by most significant disposition, age and sex of the accused, annual data based on the fiscal year, annual
252-0010	Number of cases heard in youth courts, by length of sentence and dollar amount of most significant disposition, annual data based on the fiscal year, annual
252-0011	Total number of cases heard in youth courts, by most significant decision and most significant charge, annual data based on the fiscal year, annual
252-0012	Total number of cases heard in youth courts, by most significant disposition and most significant charge, annual data based on the fiscal year, annual
254-0001	Number of police officers, annual
256-0001	Number of shelters operating and responding to the transition home survey, by area of service, every 2 years
256-0002	Number of shelters operating and responding to transition home survey, by facility type, every 2 years
256-0003	In-house services provided by shelters to children residents, ex-residents and non-residents, every 2 years
256-0004	Reason(s) for admission to shelters of women residents, snapshot day, every 2 years
256-0005	Number of women and children residing in shelters, by reason(s) of admission and facility type, snapshot day, every 2 years
256-0006	Number of women and children residing in shelters, by reason of admission, snapshot day, every 2 years
256-0007	In-house services provided by shelters to women, every 2 years
256-0008	Characteristics of abused women and their children residing in shelters, snapshot day, every 2 years
256-0009	Involvement of the criminal justice system, snapshot day, (women unless otherwise noted), every 2 years
256-0010	Rate of women admitted for reasons of abuse per 100,000 adult women in the population, snapshot day, every 2 years
256-0011	Requests for services received by shelters from ex-residents and non-residents, snapshot day, every 2 years
256-0012	Annual admissions to shelters, every 2 years
426-0001	Canadian travel survey, domestic travel, by province and census metropolitan areas, annual
426-0002	Canadian travel survey, traveller characteristics, by province of destination, annual
426-0003	Canadian travel survey, travel characteristics, by province of destination, annual
426-0004	Canadian travel survey, travel characteristics, by province visited, annual
426-0005	Canadian travel survey, reallocated expenditures, by trip characteristics, annual
426-0006	Canadian travel survey, activity participation, by province of destination, annual
427-0001	Number of international travellers entering or returning to Canada, by type of transport, monthly
427-0002	Number of vehicles travelling between Canada and the United States, monthly
427-0003	Number of non-resident travellers entering Canada, by country of residence (excluding the United States), monthly
427-0004	Number of international tourists entering or returning to Canada, monthly

VII -28
OTHER SELECTED STATISTICS

RELATED CANSIM II TABLES

ACTIVE


427-0005	Number of international travellers entering or returning to Canada, seasonally adjusted, monthly
427-0006	Number of non-resident travellers entering Canada, by selected country of residence, excluding the United States, seasonally adjusted, monthly
428-0001	Travel price index, annual
428-0002	Travel price index, quarterly
451-0001	United States Gross Domestic Product (GDP) and personal income, seasonally adjusted at annual rates, quarterly
451-0002	United States Gross Domestic Product (GDP), by sector, seasonally adjusted at annual rates, quarterly
451-0003	United States industrial production index, seasonally adjusted, monthly
451-0004	United States construction, seasonally adjusted at annual rates, monthly
451-0005	United States manufacturing and trade sales, seasonally adjusted, monthly
451-0006	United States population and labor force, seasonally adjusted, monthly
451-0007	United States money stock and debt measures, monthly
451-0008	United States government receipts and expenditures, seasonally adjusted at annual rates, quarterly
451-0009	United States consumer price index (CPI), monthly
451-0010	United States Gross Domestic Product (GDP), seasonally adjusted at annual rates, quarterly
451-0011	United States population and labor force, seasonally adjusted, annual
477-0004	Community colleges, by type of program, by type of institution, by staff category, and by educator characteristics, annual
477-0005	Number of staff employed in community colleges and public trade schools, by region of residence prior to appointment, by type of activity prior to appointment, and by status of staff member, annual
477-0006	Full-time fall enrolment in post secondary programs and previous year's graduations in Career programs of community colleges, by program field, year in program, and sex, annual
478-0010	Total revenues of aggregated school boards, by source of funds, annual
478-0011	Total expenditures of aggregated school boards, by function, and by economic classification, annual
478-0012	Total school board expenditures, economic classification, annual
478-0013	Education Price Index (EPI) - selected inputs, elementary and secondary levels, by index categories, base years are 1986 and 1992, annual
478-0014	Type of education expenditures on elementary and secondary education, annual
478-0015	Expenditures on elementary and secondary education, by direct source of funds, annual

VII -29
OTHER SELECTED STATISTICS

RELATED CANSIM II TABLES

TERMINATED

426-0007	Canadian travel survey, travel in Canada, by province of origin and destination and intraprovincial travel, every 2 years
426-0008	Canadian travel survey, travel in Canada, by age group, every 2 years
426-0009	Canadian travel survey, travel in Canada, by age and sex, every 2 years
426-0010	Canadian travel survey, travel in Canada, by mode of transportation, every 2 years
426-0011	Canadian travel survey, travel in Canada, by primary purpose of travel, every 2 years
426-0012	Canadian travel survey, travel in Canada, by travel duration, every 2 years
451-0012	United States Gross National Product (GNP), seasonally adjusted at annual rates, quarterly
451-0013	United States Gross National Product (GNP), by sector, seasonally adjusted at annual rates, quarterly
451-0014	United States plant and equipment expenditures, seasonally adjusted at annual rates, quarterly
451-0015	United States investment statistics, seasonally adjusted, quarterly
451-0016	United States historical industrial production index, seasonally adjusted, monthly
451-0017	United States consumer price index (CPI), seasonally adjusted, monthly
451-0018	United States merchandise trade, monthly



VIII - 1 POPULATION

This section is made up of various Population Projections and Estimates, Vital Statistics and interprovincial and international migration data. Using different hypotheses regarding future and demographic trends series of population projections for Canada the provinces and territories are presented for the year 1986 to 2011. Also included are historical data from the Census of Population for census divisions and subdivisions. Current population estimates, immigration and emigration data, vital statistics, revised annual and quarterly population estimates, interprovincial migration estimates and population for census divisions and census metropolitan areas from 1976 to present complete this section.

SUBJECT MATTER	CONTACT	TELEPHONE
1. Population Projections for Canada and the Provinces	Ms. L. Dell'Oso.....	(613)951-2304
2. Population Statistics Population Est. (age & sex) (age, sex and marital status)	Ms. L. Champagne..... " "	(613)951-2320 " "
3. Vital Statistics	Ms. L. Champagne.....	(613)951-2320

FURTHER REFERENCES

Detailed Census of Population data with economic and social characteristics and geographic detail are presented in Census Summary Data System Directory.

1. POPULATION PROJECTIONS FOR CANADA, PROVINCES AND TERRITORIES, 1989-2011, (91-520-XPB)

These are Statistics Canada's most recent population projections for Canada, the provinces and territories. They supersede the previous ones which were released in 1985. They are generated by the Statistics Canada Population Projection Model (SCPM) using different hypotheses regarding future trends in fertility, mortality, immigration, emigration and interprovincial migration. Four series are presented here, from Projection 1 to Projection 4; the base population is the 1989 post-censal estimate population by age and sex. More information about the general methodology and assumptions is given in Population Projections for Canada, Provinces and Territories, 1989-2011, (91-520-XPB), Occasional (March 1990). Data on components of growth are also contained in the Publication (91-520-XPB) as well as extensions of these projections at Canada level up to 2036.

In addition, Statistics Canada's projection model is capable of producing customized population, household and family projections and simulations based on user-specified input assumptions. Requests for special projections for either one or more specified spatial units, population groups or components of growth will be considered on a cost-recovery basis. Further enquiries regarding the users' services for special population projections, the projection methodology and unpublished projection data may be addressed to Population Projections Section, Demography Division, Statistics Canada, Ottawa, K1A 0T6 (telephone (613)951-2304).

**VIII - 2
POPULATION**

Projected Population by Sex and Age Group, Annual

Canada	6900
Newfoundland	6901
Prince Edward Island	6902
Nova Scotia	6903
New Brunswick	6904
Québec	6905
Ontario	6906
Manitoba	6907
Saskatchewan	6908
Alberta	6909
British Columbia	6910
Yukon	6911
Northwest Territories	6912
Nunavut	6913

Projected Total Population for 1991 Census Metropolitan Areas (component method) at July 1	8150T
Projected Total Population for 1996 Census Metropolitan Areas (component method) at July 1	8151

2. POPULATION STATISTICS (91-002-XPB), (91-210-XPB)

Estimates of Population for Canada, Provinces and Territories

Quarterly	1
Annual	60T
Quarterly Immigration to Canada - (Employment & immigration, Canada)	
Immigration to Canada by Country of Last Permanent Residence	2
Immigration to Canada by Intended Occupational Group	3
Immigration to Canada by Province of Destination	397
Quarterly number of emigrants Canada, Provinces and Territories	6516

Note: The series identifiers beginning with 2,4,6, and 8, are for the years 2000 and 2011. The simplest way to retrieve these series is to code "*" (asterisks) for both start and end date.

Final Estimates of interprovincial Migrants (Revenue Canada Tax files data based), Canada and Provinces, Quarterly. Prior to 1999 Nunavut was part of the Northwest Territories	6981
---	------

Interprovincial Migration of Families Receiving Family Allowance Benefits, Canada, Provinces and Territories	6982T
--	-------

Preliminary Estimates of Interprovincial Migrants (Family Allowance/Child Tax Benefits data based), Canada and Provinces, Quarterly. Prior to 1999 Nunavut was part of the Northwest Territories	5731
--	------

VIII - 3 POPULATION

Estimates of Population, Annual

Each year, Statistics Canada produces estimates of population by age, sex and marital status. These estimates, calculated using the component method, are based on the most recent census counts. To these counts are added the number of births, immigrants and in-migrants and from these counts are subtracted the number of deaths, emigrants and out-migrants, (see cat. 91-210-XPB).

1. Immigrants by single years of age, age groups and sex
2. Emigrants by single years of age, age groups and sex
3. Estimates of population by single years of age, age groups and sex
4. Interprovincial migration, In-Out-Net, by single years of age, age groups and sex
5. Estimates of population by marital status, single years of age, age groups and sex
6. Deaths by single years of age, age groups and sex

	1	2	3	4	5	6
Canada	6270	6283	6367	6303	6213	6381
Newfoundland	6271	6284	6368	6304	6214	6382
Prince Edward Island	6272	6285	6369	6305	6215	6383
Nova Scotia	6273	6286	6370	6306	6216	6384
New Brunswick	6274	6287	6371	6307	6217	6385
Québec	6275	6288	6372	6308	6218	6386
Ontario	6276	6289	6373	6309	6219	6387
Manitoba	6277	6290	6374	6310	6220	6388
Saskatchewan	6278	6291	6375	6311	6221	6389
Alberta	6279	6292	6376	6312	6222	6390
British Columbia	6280	6293	6377	6313	6223	6391
Yukon	6281	6294	6378	6314	6224	6392
Northwest Territories including Nunavut	6282T	6295T	6379T	6315T	6225T	6393T
Northwest Territories	6396	6398	6408	6400	6226	6406
Nunavut	6397	6399	6409	6401	6227	6407

a. By Single Years

b. By Marital Status

Estimates of Population	a	b
- Canada	6430T	6457T
- Newfoundland	6431T	6458T
- Prince Edward Island	6432T	6459T
- Nova Scotia	6433T	6460T
- New Brunswick	6434T	6461T
- Québec	6435T	6462T
- Ontario	6436T	6463T
- Manitoba	6437T	6464T
- Saskatchewan	6438T	6465T
- Alberta	6439T	6466T
- British Columbia	6440T	6467T
- Yukon	6441T	6468T
- Northwest Territories	6442T	6469T

**VIII - 4
POPULATION**

Births by sex, Canada, Provinces and Territories	6380
Births by sex, Canada, Provinces and Territories	6456T
Estimates of Families for Canada, Provinces and Territories	6513T
Estimates of Families for Canada, Provinces and Territories (Adjusted for Net Undercoverage) Annual	6343

Components of Population Growth, Annual

- number of births for Canada, Provinces and Territories	5772
- number of deaths for Canada, Provinces and Territories	5773
- number of immigrants for Canada, Provinces and Territories	5774
- number of emigrants for Canada, Provinces and Territories	5775
- net interprovincial migrants by Provinces and Territories	5776
- number of non-permanent residents, Canada Provinces and Territories	5777
- number of returning Canadians, Canada Provinces and Territories	5778T
- residual Canada Provinces and Territories	5779
- number of births for Canada, Provinces and Territories	6507T
- number of deaths for Canada, Provinces and Territories	6508T
- number of immigrants for Canada, Provinces and Territories	6509T
- number of emigrants for Canada, Provinces and Territories	6510T
- net interprovincial migrants by Provinces and Territories	6511T
- residual Canada Provinces and Territories	6512T
- number of interprovincial migrants by Province or Territory of origin and destination (Family Allowance)	6365
- number of interprovincial migrants by Province or Territory of origin and destination (Revenue Canada)	6366

Sub-provincial estimates, Annual

a. Census Divisions	b. Census Metropolitan Areas	a	b
Estimates of Population			
- regression method		6190T 9235	6230T 9248
- component method		6191T 9236	6231T 9249
Components of Population Growth			
- number of births		6192T 9237	6232T 9250
- number of deaths		6193T 9238	6233T 9251
- number of immigrants		6194T 9239	6234T 9252
- number of emigrants		6195T 9240	6235T 9253
- number of interprovincial in-migrants		6196T 9241	6236T 9254
- number of interprovincial out-migrants		6197T 9242	6237T 9255
- number of intraprovincial in-migrants		6198T 9243	6238T 9256
- number of intraprovincial out-migrants		6199T 9244	6239T 9257
- net change of non-permanent residents		6200T 9245	6240T 9258
- number of returning Canadians		6201T 9246T	6241T 9259T
- residual		6202T 9247	6242T 9260

**VIII - 5
POPULATION**

a. Census Divisions	b. Census Metropolitan Areas	a	b
Estimates of Population			
- component method		6486T	6496T
Components of Population Growth			
- number of births		6487T	6497T
- number of deaths		6488T	6498T
- number of immigrants		6489T	6499T
- number of emigrants		6490T	6500T
- number of interprovincial in-migrants		6491T	6501T
- number of interprovincial out-migrants		6492T	6502T
- number of intraprovincial in-migrants		6493T	6503T
- number of intraprovincial out-migrants		6494T	6504T
- residual		6505T	6506T
a. Number of non permanent residents by single years of age, age groups and sex			
b. Number of returning Canadians by single years of age, age groups and sex		a	b
- Canada		6316	6329T
- Newfoundland		6317	6330T
- Prince Edward Island		6318	6331T
- Nova Scotia		6319	6332T
- New Brunswick		6320	6333T
- Quebec		6321	6334T
- Ontario		6322	6335T
- Manitoba		6323	6336T
- Saskatchewan		6324	6337T
- Alberta		6325	6338T
- British Columbia		6326	6339T
- Yukon		6327	6340T
- Northwest Territories including Nunavut		6328T	6341T
- Northwest Territories		6402	6404T
- Nunavut		6403	6405T
Quarterly number of non permanent residents, Canada, Provinces and Territories			6470
Quarterly number of returning Canadians, Canada, Provinces and Territories			6471T

**VIII - 6
POPULATION**

**Estimates of Population for Census Divisions and for Census Metropolitan Areas (Component Method)
at July 1, by Sex:**

	a. Census Divisions		b. Census Metropolitan Areas.	
	a		b	
for Age Group 0-4	6151T	9261	6169T	9279
for Age Group 5-9	6152T	9262	6170T	9280
for Age Group 10-14	6153T	9263	6171T	9281
for Age Group 15-19	6154T	9264	6172T	9282
for Age Group 20-24	6155T	9265	6173T	9283
for Age Group 25-29	6156T	9266	6174T	9284
for Age Group 30-34	6157T	9267	6175T	9285
for Age Group 35-39	6158T	9268	6176T	9286
for Age Group 40-44	6159T	9269	6177T	9287
for Age Group 45-49	6160T	9270	6178T	9288
for Age Group 50-54	6161T	9271	6179T	9289
for Age Group 55-59	6162T	9272	6180T	9290
for Age Group 60-64	6163T	9273	6181T	9291
for Age Group 65-69	6164T	9274	6182T	9292
for Age Group 70-74	6165T	9275	6183T	0293
for Age Group 75+	6166T	9276	6184T	9294
Median Age of Population for by sex (Component Method)	6167T	9277	6185T	9295
Mean Age of Population for by sex (Component Method)	6168T	9278	6186T	9296

3. VITAL STATISTICS, (91-002-XPB)

Births by Province, Quarterly	4
Deaths by Province, Quarterly	5
Marriages by Province, Quarterly	6
Divorces Canada and Provinces, Annual	7

VIII - 7
POPULATION

RELATED CANSIM II TABLES

ACTIVE

051-0001	Estimates of population, by age group and sex, Canada, provinces and territories, annual
051-0002	Deaths, by age group and sex, Canada, provinces and territories, annual
051-0003	Estimates of families, Canada, provinces and territories, annual
051-0004	Components of population growth, Canada, provinces and territories, annual
051-0005	Estimates of population, Canada, provinces and territories, quarterly
051-0006	Immigrants to Canada, by country of last permanent residence, quarterly
051-0007	Immigrants to Canada, by intended occupational group, quarterly
051-0008	Immigrants to Canada, by province or territory of destination, quarterly
051-0009	Emigrants from Canada, by province or territory of origin, quarterly
051-0010	Estimates of population, by marital status, age group and sex, Canada, provinces and territories, annual
051-0011	International migrants, by age group and sex, Canada, provinces, and territories, annual
051-0012	Interprovincial migrants, by age group and sex, Canada, provinces and territories, annual
051-0013	Births, by sex, Canada, provinces and territories, annual
051-0014	Total population, census divisions and census metropolitan areas, 1996 census boundaries, annual
051-0015	Components of population growth, census divisions and census metropolitan areas, 1996 census boundaries, annual
051-0016	Estimates of population, by age group and sex, census divisions and census metropolitan areas (component method), 1996 census boundaries, annual
051-0017	Interprovincial migrants, Canada, provinces and territories, quarterly
051-0018	Interprovincial migrants, by province or territory of origin, annual
051-0019	Interprovincial migrants, by province or territory of origin and destination, annual
051-0020	Non-permanent residents, Canada, provinces and territories, quarterly
052-0001	Projected population, by age group and sex, Canada, provinces and territories, July 1, 2000-2026, annual
052-0002	Projected total population for census metropolitan areas (component method) at July 1, annual
053-0001	Vital statistics, births, deaths and marriages, quarterly
053-0002	Vital statistics, divorces, annual
075-0001	Historical statistics, estimated population and immigrant arrivals, annual
075-0002	Historical statistics, estimates of undercoverage of population, every 5 years
075-0003	Historical statistics, estimates of undercoverage of population, by age and sex, every 5 years
075-0004	Historical statistics, estimates of undercoverage of population, by marital status, every 5 years
075-0005	Historical statistics, estimates of undercoverage of population with English as a mother tongue, every 5 years
075-0006	Historical statistics, immigration to Canada, by intended occupations and dependents, annual
075-0007	Historical statistics, immigration to Canada, by age, sex and marital status, annual
075-0008	Historical statistics, immigration to Canada, by country of last permanent residence, annual
075-0009	Historical statistics, population and population density per square mile, every 10 years
075-0010	Historical statistics, urban and rural population, every 10 years
075-0011	Historical statistics, population in incorporated centres, by size groups, every 10 years
075-0012	Historical statistics, rural population, farm and non-farm, every 10 years
075-0013	Historical statistics, population, by age and sex, urban and rural, every 10 years
075-0014	Historical statistics, population, by marital status, age group and sex, every 10 years
075-0015	Historical statistics, origins of the population, every 10 years

VIII - 8
POPULATION

RELATED CANSIM II TABLES

ACTIVE


075-0016	Historical statistics, principal religious denominations of the population, every 10 years
075-0017	Historical statistics, mother tongues of the population, every 10 years
075-0018	Historical statistics, number of children ever born per 1,000 ever-married women aged 15 years and over, every 10 years
075-0019	Historical statistics, number of and average number of persons per household and family, every 10 years
075-0020	Historical statistics, population, by birthplace and sex, every 10 years
075-0021	Historical statistics, population, by birthplace, age and sex, every 10 years
075-0022	Historical statistics, country of birth of other British-born and foreign-born population, every 10 years
075-0023	Historical statistics, residence and birth places of native-born internal migrants, natural increase and net migration, every 10 years

VIII - 9
POPULATION

RELATED CANSIM II TABLES

TERMINATED

051-0021	Returning Canadians, Canada, provinces and territories, quarterly
051-0022	Estimates of population, census divisions and census metropolitan areas, 1991 census boundaries, annual
051-0023	Components of population growth, census divisions and census metropolitan areas, 1991 census boundaries, annual
051-0024	Estimates of population, Canada, provinces and territories, annual
051-0025	Interprovincial migration of families receiving family allowance benefits, Canada, provinces and territories, quarterly
051-0026	Estimates of population, by age group and sex, Canada, provinces and territories, annual
051-0027	Estimates of population, by marital status, age group and sex, Canada, provinces and territories, annual
051-0028	Births, by sex, Canada, provinces and territories, annual
051-0029	Estimates of families, Canada, provinces and territories, annual
051-0030	Estimates of population, census divisions and census metropolitan areas (component method), 1981 census boundaries, annual
051-0031	Components of population growth, census divisions and census metropolitan areas, 1981 census boundaries, annual
051-0032	Estimates of population, by age group and sex, census divisions and census metropolitan areas (component method), 1991 census boundaries, annual
051-0033	Components of population growth, Canada, provinces and territories, annual
052-0003	Projected total population for census metropolitan areas (component method) at July 1, annual



IX - 1 PRICES AND PRICE INDEXES

This section presents several measures of price levels and price movements. The most familiar item is the Consumer Price Index which is a measure of percentage change through time of the cost of a constant basket of goods and services representing the purchases made by a subset of the population in a specified time period. Also included in this section are the Industry Price Indexes for twenty-two major industries in the manufacturing sector.

Construction Price Statistics contain price indexes of inputs into construction, contractors selling prices and special purpose aggregations of price indexes for construction and machinery and equipment relating to specified categories of capital expenditures. The references list point to other sections containing additional specific price indexes.

SUBJECT MATTER	CONTACT	TELEPHONE
1. Consumer Price Indexes	Ms. C. Baumgarten.....	(613)951-3803
2. Industry Price Indexes	Mr. D. Gouin	(613)951-3375
3. Construction Price Statistics	Mr. L. Comeau.....	(613)951-3390
4. Farm Input Price Indexes	Mr. V. Krabicka.....	(613)951-3342
5. Farm Input Selected Average Prices	Mr. V. Krabicka.....	(613)951-3342

FURTHER REFERENCES

for	see
Implicit Deflators of GNP	System of National Accounts
Trade Price and Volume Indexes	International Trade
Index of Farm Production	Agriculture and Food
Machinery and Equipment Price Indexes	Investment and Capital Stock
Non-residential Building Construction	
Price Indexes	Investment and Capital Stock
Employment Indexes	Labour and Income
Input Price Indexes	System of National Accounts
Interest Rates	Industrial Organization & Finance (Bank of Canada)
Livestock Prices	Agriculture & Food
U.S. Consumer Price Index	Price and Price Indexes

IX - 2
PRICES AND PRICE INDEXES

1. CONSUMER PRICE INDEX (62-001-XPB) (62-010-XPB)

Beginning with the January 1995 Consumer Price Index (CPI) the basket of goods and services used to calculate the CPI has been updated to reflect changes in consumer spending patterns. Whenever Statistics Canada updates a basket, it also reviews the principles on which the CPI program is based. The national CPI targets the total population of Canada. Emphasis has been put on representing price movements at the provincial level. Whitehorse and Yellowknife continue to represent the territories. Products in the basket have been regrouped to improve the relevance, balance and international comparability of the resulting series.

a. Monthly b. Annual

Consumer Price Index

	a	b	a	b
	(92=100)		(86=100)	
Canada	9940	9957	7440T	7463T
Newfoundland	9941	9958	7441T	7464T
Prince Edward Island	9942	9959	7442T	7465T
Nova Scotia	9943	9960	7443T	7466T
New Brunswick	9944	9961	7444T	7467T
Quebec	9945	9962	7445T	7468T
Ontario	9946	9963	7446T	7469T
Manitoba	9947	9964	7447T	7470T
Saskatchewan	9948	9965	7448T	7471T
Alberta	9949	9966	7449T	7472T
British Columbia	9950	9967	7450T	7473T
Whitehorse	9951	9968	7451T	7474T
Yellowknife	9952	9969	7452T	7475T
All Cities	9953	9970	7453T	7476T
Seasonal	9954		7454T	
Seasonal	9955	9956	7477T	7478T
Telecommunication Services Price Indexes (96=100)				9933
Average Retail Prices for gasoline, diesel and fuel oil, by city, monthly				9934
Average Retail Prices for Food and Other Selected Items, monthly				9935
<u>Consumer Price Index (U.S.)</u>				
1982-84=100 Monthly				348

IX - 3
PRICES AND PRICE INDEXES

2. INDUSTRY PRICE INDEXES, Monthly (62-011-XPB)

	81=100	86=100	92=100
Industrial Product Price Indexes,			
Major Commodity Aggregations and stage of processing	1960T	2000T	1870
Industrial Product Price Indexes By Commodity and Commodity Aggregations:			
a. Food Products, Beverages, Tobacco, Meat, Dairy, Fish Products	1961T	2001T	1871
b. Rubber, Leather, Plastic Fabricated Products; Textile and Knitted Products; and Clothing	1962T	2002T	1872
c. Lumber, Sawmill, Other Wood Products; Furniture and Fixtures; Paper and Paper Products; Printing and Publishing	1963T	2003T	1873
d. Primary Metal Products; Metal Fabricated Products	1964T	2004T	1874
e. Machinery and Equipment; Autos, Trucks and Other Transportation Equipment	1965T	2005T	1875
f. Electrical and Communications Products; Non-Metallic Mineral Products Petroleum and Coal Products	1966T	2006T	1876
g. Chemical Products; Miscellaneous Manufactured Products	1967T	2007T	1877
Industrial Product Price Indexes, By Industry and Industry Group	1970T	2008T	1878
Raw Materials Price Indexes, for Commodities and Aggregations of Commodities	1980T	2009T	1879
Electric Power Selling Price Indexes (Non-residential)	1979T	2020T	1880
Informatics Professional Services Price Index 1996=100, annual			1981

Industry Price Indexes (1971=100)

Industry Selling Price Indexes, by Industry and Selected Commodities, Monthly (1970 SIC)

Food and Beverage Industries	655T
Tobacco Products Industries	656T
Rubber and Plastics Products Industries	657T
Leather Industries	658T
Textile Industries	659T
Knitting Mills	660T
Clothing Industries	661T
Wood Industries	662T
Furniture and Fixture Industries	663T
Paper and Allied Industries	664T
Primary Metal Industries	665T
Metal Fabricating Industries	666T
Machinery Industries (Excluding Electrical Machinery)	667T
Transportation Equipment Industries	668T
Electrical Products Industries	669T
Non-Metallic Mineral Products Industries	670T
Petroleum and Coal Products Industries	671T
Chemical and Chemical Products Industries	672T
Misc. Manufacturing Industries	673T
Total Manufacturing Industries	674T
Printing, Publishing & Allied Industries	964T
Iron Ore Price Index (1971=100)	2890T
Iron Ore Price Index (1971=100), Annual	2891T
Raw Materials Price Index (1977=100)	2892T
Raw Materials Price Index (1977=100), Annual	2893T

IX - 4
PRICES AND PRICE INDEXES

3. CONSTRUCTION PRICE STATISTICS, (62-007-XPB)

	(81=100)	(86=100)	(92=100)
Basic Construction Wage Rate Indexes, monthly composite	400T	2033T	9922
including selected pay supplements composite	401T	2034T	9923
Indexes of Average Hourly Earnings, excluding overtime, in building construction monthly (seasonally adjusted)	396T	2040T	9929
Average Hourly Earnings, excluding overtime, monthly in building construction	418T	2041	
Basic Construction Wage Rate Indexes, monthly in trade groups including selected pay supplements trade groups	402T	2035T	9924
- in trades	403T		2036
- including selected pay supplements trades	404T	2037T	9926
- including selected pay supplements trade groups	405T	2038T	9927
Union Wage Rates, Basic Rates monthly	956		
Union Wage Rates Including Pay Supplements monthly	958		
Machinery and Equipment Price Indexes, monthly			
- by Industry of Purchase (1971=100)	4015-4016T	2026-2027	
Machinery and Equipment Price Indexes, quarterly			
- by Industry of Purchase (1971=100)	4027T	2025	
- by Common Use (1971=100)	4000T	2023	
- by Specialized Use (1971=100)	4002T	2024	
Machinery and Equipment, Historical Capital Stock			
Base-Weighted Price Indexes, annual (1971=100)	4039		
Selected Financial Indexes, monthly	412T	2031T	9928T
Construction Building Material Price Indexes (Residential & Non-Residential Construction by Activity Groups for Canada-Total) monthly	423T		
Electric Utility Price Indexes, annual (1971=100)	118T	2022T	9936
Electric Utility Price Indexes, monthly (1986=100)		2028	
Chemical and Mineral Process Plant Price Indexes, quarterly	291T		
Chemical and Petrochemical Plant Price Indexes, quarterly	294T		
New Housing Price Indexes, monthly	198T	2032T	9921
Highway Construction Price Indexes, annual	115T	2039T	
Highway Construction Price Indexes, annual, (1971=100)	120T		
Fabricated Structural Steel Price Indexes, quarterly	419T	2044T	
Precast Concrete Price Indexes, semi-annual	421T	2045T	
Price Indexes of New Apartment Construction, by major sub trade group, quarterly		2046T	9932
Price Indexes of Non-Residential Construction- (Sel. Bldgs.)			
- quarterly Commercial, Industrial Institutional	414T	2042T	9930
- Structural, Architectural, Mechanical, Electrical	415T	2043T	9931
Canadian Telecommunications Plant Price Indexes, annual	98T	2021T	9920
Consulting Engineers' Output Price Indexes: 1992=100, Annual			
- by region and by field of specialty		2047	
- average wage rates by region, by field of specialty		2048	
- realized net multiplier by region, by field of specialty		2049	

IX - 5
PRICES AND PRICE INDEXES

4. FARM INPUT PRICE INDEX CANADA, Quarterly (62-004-XPB)

Starting with the second quarter 1992, the Farm Input Price Index (FIPI 1986=100) is published by province in addition to the previously available indexes for Eastern Canada, Western Canada and All Canada. This has become possible after considerable improvements in several areas of the FIPI production. In order to accommodate this change, it was necessary to reorganize the FIPI CANSIM matrices from the previous "by input group" system (matrices 1900 - 1909) to the present "by province" system (matrices 2050-2063). This later set of matrices includes all the historical information of the previous set. The previous set is no longer updated as of the second quarter 1992.

	(86=100)	(92=100)
Canada	2050T	9980
East Canada	2051T	9981
Atlantic	2052T	
Newfoundland	2053T	
Prince Edward Island	2054T	
Nova Scotia	2055T	
New Brunswick	2056T	
Québec	2057T	
Ontario	2058T	
West Canada	2059T	9982
Manitoba	2060T	
Saskatchewan	2061T	
Alberta	2062T	
British Columbia	2063T	
	(81=100)	(86=100)
Farm Inputs - Total	1900T	2010T
Building and Fencing	1901T	2011T
Machinery & Motor Vehicles	1902T	2012T
Crop Production	1903T	2013T
Animal Production	1904T	2014T
Supplies and Services	1905T	2015T
Hired Farm Labour	1906T	2016T
Property Taxes	1907T	2017T
Interest	1908T	2018T
Farm Rent	1909T	2019T

IX - 6
PRICES AND PRICE INDEXES

5. FARM INPUTS, SELECTED AVERAGE PRICES, Monthly & Quarterly

Average prices are calculated using all prices collected for the reference period and are available in different months due to the availability of the product. The quarterly indices are calculated using matched sample and do not necessarily reflect movement of the corresponding average prices found in the matrices.

Newfoundland	550T
Prince Edward Island	551T
Nova Scotia	552T
New Brunswick	553T
Québec East	554T
Québec South	555T
Québec West-Central	556T
Québec East-Central	557T
Québec West	558T
Ontario South	559T
Ontario North	560T
Ontario Central	561T
Ontario East	562T
Ontario West	563T
Manitoba South-West	564T
Manitoba North-West	565T
Manitoba Central	566T
Manitoba East	567T
Saskatchewan South-East	568T
Saskatchewan South-West	569T
Saskatchewan West-Central	570T
Saskatchewan East-Central	571T
Saskatchewan North	572T
Alberta South-East	573T
Alberta South-Central	574T
Alberta South-West	575T
Alberta East-Central	576T
Alberta West-Central	577T
Alberta North-East	578T
Alberta North-West	579T
British Columbia West	580T
British Columbia East	581T
British Columbia North	582T

IX - 7
PRICES AND PRICE INDEXES

RELATED CANSIM II TABLES

ACTIVE

326-0001	Consumer price index (CPI), 1996 basket content, monthly
326-0002	Consumer price index (CPI), 1996 basket content, annual
326-0003	Consumer price index (CPI), seasonally adjusted, 1996 basket content, monthly
326-0004	Consumer price index movement (CPI), seasonally adjusted 1996 basket content, monthly
326-0009	Average retail prices for gasoline and fuel oil, by city, monthly
326-0010	Consumer price index (CPI), 3-month seasonally adjusted cumulative movement compounded to an annual rate, 1996 basket content, monthly
326-0011	Telecommunication services price indexes, annual
326-0012	Average retail prices for food and other selected items, monthly
327-0001	Price indexes of non-residential building construction, by class of structure, quarterly
327-0002	Price indexes of apartment and non-residential building construction, by type of building and major sub-trade group, quarterly
327-0003	Construction union wage rates, monthly
327-0004	Construction union wage rate indexes, monthly
327-0005	New housing price indexes, monthly
327-0006	Average hourly earnings, excluding overtime, in building construction, monthly
327-0007	Consulting engineering services price indexes, annual
327-0009	Telecommunications Plant Price Indexes (TPPI), annual
327-0011	Electric Utility Construction Price Indexes (EUCPI), annual
327-0012	Machinery and Equipment Price Indexes (MEPI), monthly
327-0013	Machinery and Equipment Price Indexes (MEPI), quarterly
327-0014	Machinery and Equipment Price Indexes (MEPI), by commodity L-level 323, special purpose, quarterly
327-0015	Historical capital stock base-weighted price indexes, annual
327-0016	Machinery and Equipment Price Indexes (MEPI), by industry of purchase, quarterly
328-0014	Farm input price index, annual
329-0001	Industry price indexes, by industry and industry group, monthly
329-0002	Industry price indexes, by major commodity aggregations and stage of processing, monthly
329-0003	Industry price indexes for food, meat, fish and dairy products, beverages and tobacco, monthly
329-0004	Industry price indexes for rubber, leather, plastic fabricated products, textile and knitted products and clothing, monthly
329-0005	Industry price indexes for lumber, sawmill, other wood products, furniture and fixtures, paper and paper products, printing and publishing, monthly
329-0006	Industry price indexes for lumber, sawmill and other wood products, by regions, monthly
329-0007	Industry price indexes for primary metal products and metal fabricating products, monthly
329-0008	Industry price indexes for machinery and equipment, autos, trucks and other transport equipment, monthly
329-0009	Industry price indexes for electrical and communication products, non-metallic mineral products, petroleum and coal products, monthly
329-0010	Industry price indexes for non-metallic mineral products and petroleum and coal products, by regions, monthly
329-0011	Industry price indexes for chemical products and miscellaneous manufactured products, monthly
329-0012	Industry price indexes for chemical products, by regions, monthly
329-0013	Electric selling price indexes (non-residential), monthly
329-0014	Informatics professional services price index, annual
330-0001	Raw materials price indexes, monthly

IX - 8
PRICES AND PRICE INDEXES

RELATED CANSIM II TABLES

TERMINATED


326-0006	Consumer price index (CPI), 1992 basket content, annual
326-0007	Consumer price index (CPI), seasonally adjusted, 1992 basket content, monthly
326-0008	Consumer price index movement (CPI), seasonally adjusted 1992 basket content, monthly
327-0008	Selected financial indexes, monthly
327-0010	Electric Utility Construction Price Indexes (EUCPI), annual
327-0017	Indexes of average hourly earnings, excluding overtime, in building construction, seasonally adjusted, monthly
327-0018	Construction wage rate indexes, composite, monthly
327-0019	Construction wage rate indexes, by trade groups, monthly
327-0020	Construction wage rate indexes, by unionized tradesmen, monthly
327-0021	Machinery and Equipment Price Indexes (MEPI), by industry of purchase, quarterly
327-0022	Machinery and Equipment Price Indexes (MEPI), quarterly
327-0023	Machinery and Equipment Price Indexes (MEPI), by commodity L-level 323, special purpose, quarterly
327-0024	Selected financial indexes, monthly
327-0025	Residential and non-residential construction building material price indexes, by activity groups, monthly
327-0026	Electric Utility Construction Price Indexes (EUCPI), annual
327-0027	Chemical and mineral process plant indexes, quarterly
327-0028	Chemical and petrochemical plant price indexes, quarterly
327-0029	New housing price indexes, total selling prices including lot value indexed for metropolitan areas, monthly
327-0030	Highway construction price indexes, annual
327-0031	Manufacturer-installer selling price indexes, fabricated structural steel, quarterly
327-0032	Manufacturer-installer selling price indexes, precast concrete, semi-annual
327-0033	Price indexes of apartment building construction, by major sub-trade group, quarterly
327-0034	Price indexes of non-residential building construction, by class of structure, quarterly
327-0035	Price indexes of non-residential building construction, by type of building and major sub-trade group, quarterly
327-0036	Telecommunications Plant Price Indexes (TPPI), annual
327-0037	Machinery and Equipment Price Indexes (MEPI), monthly
327-0038	Electric Utility Construction Price Index (EUCPI), nuclear fueled steam electric generating stations, special aggregations, monthly
328-0001	Farm input price index, quarterly
328-0002	Farm inputs, selected indexes, quarterly
328-0003	Farm input price index, total farm input price index, quarterly
328-0004	Farm input price index, building and fencing, quarterly
328-0005	Farm input price index, machinery and motor vehicles, quarterly
328-0006	Farm input price index, crop production, quarterly
328-0007	Farm input price index, animal production, quarterly
328-0008	Farm input price index, supplies and services, quarterly
328-0009	Farm input price index, hired farm labour, quarterly
328-0010	Farm input price index, property taxes, quarterly
328-0011	Farm input price index, interest, quarterly
328-0012	Farm input price index, farm rent, quarterly

IX - 9
PRICES AND PRICE INDEXES

RELATED CANSIM II TABLES

TERMINATED

328-0013	Farm inputs, selected average prices, monthly
329-0015	Industry price indexes, by major commodity aggregations and stage of processing, monthly
329-0016	Industrial price indexes for food, beverages, tobacco, meat, dairy and fish products industries, monthly
329-0017	Industrial product price indexes for rubber, leather and plastic fabricated products, textile and knitted products and clothing industries, monthly
329-0018	Industrial product price indexes for lumber, sawmill and other wood products, furniture and furniture fixtures, paper and paper products, printing and publishing industries, monthly
329-0019	Industrial product price indexes for primary metal products and metal fabricated products industries, monthly
329-0020	Industrial product price indexes for machinery and equipment, autos, trucks and other transportation equipment industries, monthly
329-0021	Industrial product price indexes for electrical and communication products, non-metallic mineral products, petroleum and coal products industries, monthly
329-0022	Industrial product price indexes for chemical products and miscellaneous manufactured products industries, monthly
329-0023	Industrial product price indexes, by industry and industry group, monthly
329-0024	Electric power selling price indexes (non-residential), monthly
329-0025	Industrial product price indexes, by major commodity aggregations and stage of processing, monthly
329-0026	Industrial product price indexes for food, beverage, tobacco, meat, dairy and fish products industries, monthly
329-0027	Industrial product price indexes for rubber, leather and plastic fabricated products, textile and knitted products and clothing industries, monthly
329-0028	Industrial product price indexes for lumber, sawmill and other wood products, furniture and fixtures, paper and paper products, printing and publishing industries, monthly
329-0029	Industrial product price indexes for primary metal products and metal fabricated products industries, monthly
329-0030	Industrial product price indexes for machinery and equipment, autos, trucks and other transportation equipment industries, monthly
329-0031	Industrial product price indexes for electrical and communication products, non-metallic mineral products, petroleum and coal products industries, monthly
329-0032	Industrial product price indexes for chemical products and miscellaneous manufactured products industries, monthly
329-0033	Industrial product price indexes, by industry and industry group, monthly
329-0034	Iron ore index, monthly
329-0035	Iron ore index, annual
329-0036	Industry selling price indexes, by industry and selected commodities based on the Standard Industrial Classification, 1970 (SIC), monthly
329-0037	Industry selling price indexes, total manufacturing industries based on the Standard Industrial Classification, 1970 (SIC), monthly
330-0002	Raw materials price indexes, monthly
330-0003	Raw materials price indexes, monthly
330-0004	Raw materials price index, monthly
330-0005	Raw materials price index, annual



X -1
SERVICE INDUSTRIES

Data covered in this section includes selected industry-specific statistics, such as Restaurants, Caterers and Taverns and the Computer Service Industry and selected services industries. Information is also included on communications sector covering telephone, cable, and radio and television statistics.

SUBJECT MATTER	CONTACT	TELEPHONE
1. Restaurants, Caterers, and Taverns	Mr. M.W. Birbeck.....	(613)951-3506
2. Computer Service Industry	Mr. G. Fiori	(613)951-6517
3. Business, Personal and Household Service Industries	Mr. J. Freda.....	(613)951-0341
4. Telephone Statistics	Mr. H. McCarrell.....	(613)951-5948
5. Television and Radio Statistics	Mr. T. Gorman.....	(613)951-3498
6. Cable Statistics	Mr. D. April.....	(613)951-3177
7. Science and Technology Statistic	Mr. B. Plaus	(613)951-6347
8. Household Internet Use	Mr. J. Ellison	(613)951-5882

FURTHER REFERENCES

for	see
Statement of Assets	Industrial Organization & Finance
Control and Sales of Alcoholic Beverages in Canada	Industrial Organization & Finance

1. RESTAURANTS, CATERERS AND TAVERNS (63-011-XPB)

Estimated Restaurants, Caterers and Taverns, Receipts by Kind of Business, Monthly 62 52T

2. COMPUTER SERVICE INDUSTRY (63-222-XPB)

Computer Services Industry-summary statistics by Province and Income Size Group, Annual 7461
 Computer Services Industry-revenue according to type of service, by province, Annual 7462

3. BUSINESS, PERSONAL AND HOUSEHOLD SERVICE INDUSTRIES (63-204-XPB, 63-232-XPB, 63-233-XPB)

Number of Businesses, Annual 41
 Total Revenue, Annual 42
 Accommodation Services Industries in Canada, Annual Estimates by Industry
 - Number of Locations 71
 - Total Revenue 72
 Operating Revenues and selected expenses for the Real Estate Rental and Leasing & Property Management Service Industry, Annual 70

4. TELEPHONE STATISTICS (56-002-XPB), (56-203-XPB)

Telephone Statistics, monthly 355
 Comparative Summary of Telephone Statistics Canada, Annual 1801
 Operating Revenue and Expenses of the Telephone Industry by province, Annual 1802

X -2
SERVICE INDUSTRIES

5. TELEVISION AND RADIO STATISTICS (56-204-XPB)

Revenue, Expenses and Employees of the Privately Owned Television Industry,
Annual by area:

- Canada	1810
- Atlantic	1803
- Québec	1804
- Ontario	1805
- Manitoba	1806
- Saskatchewan	1807
- Alberta	1808
- British Columbia	1809

Revenue, Expenses and Employees of the Private Owned Radio Industry,
Annual by area:

- Canada	1818
- Atlantic	1811
- Québec	1812
- Ontario	1813
- Manitoba	1814
- Saskatchewan	1815
- Alberta	1816
- British Columbia	1817

6. CABLE STATISTICS (56-205-XPB)

Operating and Financial Summary of the Cable Television Industry, Annual by area:

- Canada	1828
- Newfoundland & Prince Edward Island	1819
- Nova Scotia	1820T
- New Brunswick	1821T
- Nova Scotia & New Brunswick	1829
- Québec	1822
- Ontario	1823
- Manitoba	1824
- Saskatchewan	1825
- Alberta	1826
- British Columbia, Yukon and Northwest Territories	1827


7. SCIENCE & TECHNOLOGY STATISTICS (88-203-XPB)

The Gross Domestic Expenditures on Research and Development illustrate three aspects of the country's Research and Development effort: how much Research and Development is performed by each sector over a 12-month period; the amount of research and development financed over a 12-month period; and the flow of funds between sectors. The sectors include, federal government, provincial government, provincial research organizations, business enterprise, higher education, and foreign, Gross Domestic Expenditures on Research and Development.

X -3
SERVICE INDUSTRIES

8. SCIENCE, INNOVATION AND ELECTRONIC INFORMATION
HOUSEHOLD INTERNET USE, Annual (63-016XPB)

Household Internet Use by location of use	
- for Canada, the provinces and selected census memtropolitan areas	7944
- and family type	7945
- and age of head of household	7946
- and education level of household head	7947
- at home by internet activity	7948



X -5
SERVICE INDUSTRIES

RELATED CANSIM II TABLES

ACTIVE

351-0001	Traveller accommodation industries, annual
352-0001	Selected service industries, annual
352-0002	Operating revenues and selected expenses for the real estate rental and leasing and property management service industry, annual
353-0001	Operating and financial summary of the cable television industry, annual
354-0001	Summary statistics for firms providing computer services, by income size group, annual
354-0002	Summary statistics for firms providing computer services, annual
354-0003	Revenue according to type of service, for firms primarily engaged in providing computer services, annual
354-0004	Computer service industry, annual
355-0001	Restaurant, caterer and tavern statistics, monthly
356-0001	Comparative summary of telephone statistics, annual
356-0002	Telephone statistics, annual
356-0003	Telephone statistics, monthly
357-0001	Privately owned television and radio industry, annual
358-0002	Household Internet use, by location of use, annual
358-0003	Internet use, by location of use and type of household, annual
358-0004	Internet use, by location of use and age of reference person, annual
358-0005	Internet use, by location of use and education level of reference person, annual
358-0006	Household Internet use at home, by Internet activity, annual

X -6
SERVICE INDUSTRIES

RELATED CANSIM II TABLES

TERMINATED

- | | |
|----------|---|
| 353-0002 | Operating and financial summary of the cable television industry, Nova Scotia and New Brunswick, annual |
| 355-0002 | Restaurant, caterer and tavern statistics, monthly |
| 358-0001 | Gross domestic expenditures on research and development, by science type and by funder and performer sector, annual |

XI-1 SYSTEM OF NATIONAL ACCOUNTS

The System of National Accounts provides a conceptually integrated framework for the systematic recording of activities within the Canadian economy. The System consists of several parts. Data on Gross Domestic Product by industry provide measures of the output of each industry in the economy. The Income and Expenditure Accounts show how incomes are earned in the course of production and how they are spent. The Financial Flows Accounts comprise the aggregate records of financial transactions in the economy. The Balance of International Payments provides detail on our financial dealings with the rest of the world. The Input-Output Tables are a major integrating element of the system. They show the source of inputs and the purchasers of outputs by industry, and by final demand category. Aggregate Productivity Measures relate inputs to outputs, while Current Economic Analysis brings together selective indicators for evaluating the course and pattern of economic developments in Canada. Also included in this section are matrices demonstrating Interprovincial Trade Flows and selected data from the Human Activity and Environment area.

SUBJECT MATTER	CONTACT	TELEPHONE
1. National Income and Expenditure Accounts		
Gross Domestic Product Quarterly	Ms. N. Park.....	(613)951-3811
Gross Domestic Product Annual	"	"
Analysis of Provincial Economic Accounts	Ms. K. Wilson.....	(613)951-0439
Industrial Distribution of Selected Aggregates	Ms. A. MacDonald.....	(613)951-3784
Miscellaneous Tables	"	"
Estimates of Labour Income	Ms. A. MacDonald.....	(613)951-3784
Provincial Economic Accounts: Annual Estimates	Ms. C. Bertrand	(613)951-4115
2. Balance of International Payments	Mr. P. O'Hagan.....	(613)951-9055
3. Gross Domestic Product by Industry at Factor Cost	Mr. K. Lauzon	(613)951-9417
Provincial Gross Domestic Product	"	"
Provincial Survey of Production	"	"
4. Financial Flow Accounts	Mr. P. O'Hagan.....	(613)951-9055
Sector Flows by Quarter	"	"
Annual Flows and Year-End Outstandings	"	"
5. Aggregate Productivity Measures	Mr. J.P. Maynard.....	(613)951-3654
6. Input-Output Tables	Mr. R. Rioux	(613)951-3697
7. Interprovincial and International Trade Flows	Ms. R. Barnes	(613)951-6190
8. Current Economic Analysis		
- Business Leading Indicators	Ms. F. Roy.....	(613)951-3627
- Real Manufacturing Shipments, Orders, and Inventories	Mr. T. Kelly.....	(613)951-3616

FURTHER REFERENCES

for	see
Balance of Payments	International Trade
Inventories and Shipments	Manufacturing, Energy & Domestic Trade
United States Macro-Indicators	Other Selected Statistics
Farm Production	Agriculture & Food
Capacity Utilization	Investment and Capital Stock

XI -2
SYSTEM OF NATIONAL ACCOUNTS

1. NATIONAL INCOME AND EXPENDITURE ACCOUNTS (13-001-XPB),(13-201-XPB)

Gross Domestic Product,

<u>(a) Quarterly-Unadjusted</u> <u>(b) Quarterly-Adjusted</u> <u>(c) Annual</u>	a	b	c
Gross Domestic Product			
- Income Based	6547	6520	8600
- Expenditure Based	6548	6521	8601
- at 1992 Prices	6549	6522	8602
Fisher Volume Indexes, Gross Domestic Product using seasonally adjusted data (1992=100)	6523		8603
Sector Accounts - Persons and Unincorporated Businesses	6550	6524	8604
- Corporations and Government Business Enterprises	6551	6525	8605
- Non-Financial Corporations	6552	6526	8606
- Financial Corporations	6553	6527	8607
- Government	6554	6528	8608
- Federal Government	6555	6529	8609
- Provincial Government	6556	6530	8610
- Local Government	6557	6531	8611
- Non-residents	6558	6532	8613
Saving, Investment and Net Lending	6559	6533	8614
Personal Expenditure on Goods and Services	6560	6534	8615
- at 1992 prices	6561	6535	8616
Investment in Residential Structures	6562	6536	8617
- at 1992 prices	6563	6537	8618
Investment in Non-residential Structures and Equipment	6564	6538	8619
- at 1992 prices	6565	6539	8620
Exports and Imports on Goods and Services	6566	6540	8621
- at 1992 prices	6567	6541	8622
Business Investment in Inventories	6568	6542	8623
- at 1992 prices	6569	6543	8624
Gross Domestic Product			
- Implicit Price Indexes		6544	8625
- Chain Price Indexes		6545	8626
- Fixed Weighted Price Indexes		6546	8627
Sector Accounts-Canada and Quebec Pension Plans,	6573	6570	8612
Undistributed Corporation Profits	6574	6571	8628
GDP,GNP at Market Prices, and Net National Income at factor Cost	6575	6572	8629
Sub-Sectour Accounts			
- Federal Government	6581	6576	
- Provincial Government	6582	6577	
- Provincial Education	6583	6578	
- Provincial Health and Social Services	6584	6579	
- Local Government	6585	6580	

XI -3
SYSTEM OF NATIONAL ACCOUNTS

Gross Domestic Product, Seasonally Adjusted Annual

Gross Domestic Product at factor cost Income Based	6627T
Gross Domestic Product at factor cost at 1986 Prices	6840T
Primary Expenses Arising from Domestic Production	6634T
Wages, Salaries and Supplementary Labour Income, by Industry	6655T
Profits and other investment income, by Industry	6656T
Gross Domestic Product at factor cost, by Industry	6658T
Corporation Profits before Taxes by Industry	6661T
Personal Income, Geographical Distribution	6662T
Personal Income per person, Geographical Distribution	6663T
Personal Disposable Income, Geographical Distribution	6664T
Wages, Salaries, and Supplementary Labour Income, Geographical Distribution	6665T
Net Income received by farm operators from farm production, Geographical Distribution	6666T
Net Income of Non-farm Unincorporated business, Geographical Distribution	6667T
Interest, Dividends, and miscellaneous Investment Income of persons	6668T
Government Transfer Payments to Persons, Geographical Distribution	6669T
Personal Expenditure on Consumer Goods and Services:	
Current Dollars, 1926-1946	6686T
Federal Government Surplus or Deficit, Reconciliation of Transactions Related to Income and Expenditure Accounts with Rowell-Sirois and Public Accounts Data 1926-1950	6692T
Percentage Distribtuion of Gross Domestic Product at factor cost by Industry	6700T

Gross Domestic Product, SNA Classification (expenditures-based)

Ratios of Real Consumption per person in the United States compared with Canada for selected components	8630
Purchasing power parities, United States dollars per Canadian Dollars	8631
Real expenditures by category, United States as a percentage of GDP	8632
Current expenditures by category, Canada, as a percentage of GDP	8633
Comparative price levels, United States	8634
Purchasing power parities for GDP, OECD countries, national currency per Canadian dollar	8635

Gross Domestic Product, ICP classification, (consumption-based)

Ratios of real consumption per person in the United States compared with Canada for selected components of the Gross Domestic Product	8636
Purchasing Power Parities, United States dollars per Canadian dollar	8637
Real Expenditures by category United Sgates as a percentage of GDP	8638
Current Expenditures by category, Canada, as a percentage of GDP	8639
Comparative Price Levels United States	8640

Miscellaneous

Selected per Person Income and Product Series at Current and-1986 Prices, unadjusted	6845T
Population of Canada, by Province .	599T
The Civilian Labour Force	600T

XI -4
SYSTEM OF NATIONAL ACCOUNTS

Provincial Economic Accounts: Annual Estimates, (13-213-XPB)

- 1 - Provincial Gross Domestic Product (Income Based)
- 2 - Provincial Gross Domestic Product (Expenditure Based)
- 3 - Gross Domestic Product at 1992 Prices
- 4 - Implicit Price Indexes, Gross Domestic Demand (1992=100)
- 5 - Government Sector Revenue and Expenditure
- 6 - Federal Government Level Revenue and Expenditure
- 7 - Provincial Government Level Revenue and Expenditure

	<u>1</u>	<u>2</u>	<u>3</u>	<u>4</u>	<u>5</u>	<u>6</u>	<u>7</u>
Canada	9000	9014	9028	9042	9056	9070	9084
Newfoundland	9001	9015	9029	9043	9057	9071	9085
P.E.I.	9002	9016	9030	9044	9058	9072	9086
Nova Scotia	9003	9017	9031	9045	9059	9073	9087
New Brunswick	9004	9018	9032	9046	9060	9074	9088
Québec	9005	9019	9033	9047	9061	9075	9089
Ontario	9006	9020	9034	9048	9062	9076	9090
Manitoba	9007	9021	9035	9049	9063	9077	9091
Saskatchewan	9008	9022	9036	9050	9064	9078	9092
Alberta	9009	9023	9037	9051	9065	9079	9093
British Columbia	9010	9024	9038	9052	9066	9080	9094
Yukon	9011	9025	9039	9053	9067	9081	9095
N.W.T. (including Nunavut)	9012T	9026T	9040T	9054T	9068T	9082T	9096T
Northwest Territories	8999	8997	8995	8993	8991	8989	8987
Nunavut	8998	8996	8994	8992	8990	8988	8986
Outside Canada	9013	9027	9041	9055	9069	9083	

XI -6
SYSTEM OF NATIONAL ACCOUNTS

Provincial Economic Accounts: Annual Estimates, (13-213-XPB)

15 - Intergovernmental Transfers
16 - Sources and Disposition of Personal Income
17 - Selected Economic Indicators

	<u>15</u>	<u>16</u>	<u>17</u>
Canada	9192	9205	9219
Newfoundland	9193	9206	9220
P.E.I.	9194	9207	9221
Nova Scotia	9195	9208	9222
New Brunswick	9196	9209	9223
Québec	9197	9210	9224
Ontario	9198	9211	9225
Manitoba	9199	9212	9226
Saskatchewan	9200	9213	9227
Alberta	9201	9214	9228
British Columbia	9202	9215	9229
Yukon	9203	9216	9230
N.W.T. (including Nunavut)	9204T	9217T	9231T
Northwest Territories	8971	8969	8968
Nunavut	8970	9232	8967
Outside Canada		9218	

Tourism Demand in Canada, millions of dollars

Tourism Demand in Canada-seasonally adjusted	1835
Tourism Demand in Canada not seasonally adjusted	1836
Tourism Demand in Canada 1992 dollars	1837
Tourism Domestic Demand - Canada seasonally adjusted	1838
Tourism Domestic Demand - Canada not seasonally adjusted	1839
Tourism Domestic Demand - Canada 1992 dollars	1840
Tourism Exports - Canada seasonally adjusted	1841
Tourism Exports - Canada not seasonally adjusted	1842
Tourism Exports - Canada 1992 dollars	1843
Supply of Tourism Commodities - Canada seasonally adjusted	1844
Supply of Tourism Commodities - Canada not seasonally adjusted	1845
Supply of Tourism Commodities - Canada 1992 dollars	1846
Employment Generated by Tourism. thousands of employed persons- seasonally adjusted	1847
Employment Generated by Tourism. thousands of employed persons not seasonally adjusted	1848
International Travellers, thousands of travellers, not seasonally adjusted	1849
Receipts and payments on Travel Account and International Passenger Fares not seasonally adjusted	1850
Exchange Rates, Cdn dollars per unit of foreign currency, not seasonally adjusted	1851
Consumer Price Index, selected countries (1995=100), not seasonally adjusted	1852
Selected Implicit Price Indexes Tourism Demand, and Gross Domestic Product (92=100), seasonally adjusted	1853
Other Related Statistics at annual rates, seasonally adjusted	1854

XI -7
SYSTEM OF NATIONAL ACCOUNTS

Provincial Economic Accounts: Annual Estimates, (13-213-XPB)

- 1 - Provincial Gross Domestic Product (Income Based)
- 2 - Provincial Gross Domestic Product (Expenditure Based)
- 3.1 Final Domestic Demand at 1981 Prices
- 3.2 Final Domestic Demand at 1986 Prices
- 4.1 Implicit Price Indexes, Final Domestic Demand (1981=100)
- 4.2 Implicit Price Indexes, Final Domestic Demand (1986=100)
- 5 - Government Sector Revenue and Expenditure

	<u>1</u>	<u>2</u>	<u>3.1</u>	<u>3.2</u>	<u>4.1</u>	<u>4.2</u>	<u>5</u>
Sum of Provinces & Territories	2610T	2622T	6918T	2581T	6933T	2596T	
Newfoundland	2611T	2623T	6919T	2582T	6934T	2597T	6745T
P.E.I.	2612T	2624T	6920T	2583T	6935T	2598T	6746T
Nova Scotia	2613T	2625T	6921T	2584T	6936T	2599T	6747T
New Brunswick	2614T	2626T	6922T	2585T	6937T	2600T	6748T
Québec	2615T	2627T	6923T	2586T	6938T	2601T	6749T
Ontario	2616T	2628T	6924T	2587T	6939T	2602T	6750T
Manitoba	2617T	2629T	6925T	2588T	6940T	2603T	6751T
Saskatchewan	2618T	2630T	6926T	2589T	6941T	2604T	6752T
Alberta	2619T	2631T	6927T	2590T	6942T	2605T	6753T
British Columbia	6949T	6950T	6928T	2591T	6943T	2606T	6754T
Yukon & N.W.T.	2621T	2633T	6929T	2592T	6944T	2607T	6755T
Yukon	4995T	4997T	6930T	2593T	6945T	2608T	4999T
N.W.T.	4996T	4998T	6931T	2594T	6946T	2609T	5000T
Outside Canada	2620T	2632T		2634T	2635T		6756T
Regional Adjusting Entry			6932T				

- 6 - Federal Government Revenue and Expenditure
- 7 - Provincial Government Revenue and Expenditure
- 8 - Local Government Revenue and Expenditure
- 9 - Hospital Revenue and Expenditure
- 10 - Canada and Québec Pension Revenue and Expenditure
- 11 - Direct Taxes-Persons
- 12 - Indirect Taxes

	<u>6</u>	<u>7</u>	<u>8</u>	<u>9</u>	<u>10</u>	<u>11</u>	<u>12</u>
Sum of Provinces & Territories							
Newfoundland	6757T	6769T	6780T	6791T	6802T	5027T	5038T
P.E.I.	6758T	6770T	6781T	6792T	6803T	5028T	5039T
Nova Scotia	6759T	6771T	6782T	6793T	6804T	5029T	5040T
New Brunswick	6760T	6772T	6783T	6794T	6805T	5030T	5041T
Québec	6761T	6773T	6784T	6795T	6806T	5031T	5042T
Ontario	6762T	6774T	6785T	6796T	6807T	5032T	5043T
Manitoba	6763T	6775T	6786T	6797T	6808T	5033T	5044T
Saskatchewan	6764T	6776T	6787T	6798T	6809T	5034T	5045T
Alberta	6765T	6777T	6788T	6799T	6810T	5035T	5046T
British Columbia	6766T	6778T	6789T	6800T	6811T	6953T	6955T
Yukon & N.W.T.	6767T	6779T	6790T	6801T	6812T	6954T	6956T
Yukon	5001T	5003T	5005T	5007T	5009T	5011T	5013T
N.W.T.	5002T	5004T	5006T	5008T	5010T	5012T	5014T
Outside Canada	6768T				6813T	5037T	

XI -8
SYSTEM OF NATIONAL ACCOUNTS

- 13 - Other Current Transfers to Government from Persons
- 14 - Government Investment Income
- 15 - Government Transfer Payments to Persons
- 16 - Government Transfer Payments to Business
- 17 - Current Transfers to other levels of Government
- 18 - Sources and Disposition of Personal Income
- 19 - Selected Economic Indicators

	<u>13</u>	<u>14</u>	<u>15</u>	<u>16</u>	<u>17</u>	<u>18</u>	<u>19</u>
Sum of Provinces & Territories			5067T	6814T	6685T	5099T	6967T
Newfoundland	5048T	5058T	5068T	6815T	5079T	5089T	6968T
P.E.I.	5049T	5059T	5069T	6816T	5080T	5090T	6969T
Nova Scotia	5050T	5060T	5070T	6817T	5081T	5091T	6970T
New Brunswick	5051T	5061T	5071T	6818T	5082T	5092T	6971T
Québec	5052T	5062T	5072T	6819T	5083T	5093T	6972T
Ontario	5053T	5063T	5073T	6820T	5084T	5094T	6973T
Manitoba	5054T	5064T	5074T	6821T	5085T	5095T	6974T
Saskatchewan	5055T	5065T	5075T	6822T	5086T	5096T	6975T
Alberta	5056T	5066T	5076T	6823T	5087T	5097T	6976T
British Columbia	6957T	6959T	6961T	6824T	6963T	6965T	6977T
Yukon & N.W.T.	6958T	6960T	6962T	6825T	6964T	6966T	
Yukon	5015T	5017T	5019T	5021T	5023T	5025T	6978T
N.W.T.	5016T	5018T	5020T	5022T	5024T	5026T	6979T
Outside Canada			5078T			2636T	

Estimates of Labour Income, (72-005-XPB)

Wages and Salaries by Province, Annual	807T
Wages and Salaries by Industry, Annual	808T

Wages and Salaries, Supplementary Income

a. Seasonally Adjusted	a. Unadjusted	a	b
- Canada		6597	6611
- Newfoundland		6598	6612
- Prince Edward Island		6599	6613
- Nova Scotia		6600	6614
- New Brunswick		6601	6615
- Quebec		6602	6616
- Ontario		6603	6617
- Manitoba		6604	6618
- Saskatchewan		6605	6619
- Alberta		6606	6620
- British Columbia		6607	6621
- Yukon		6608	6622
- Northwest Territories and Nunavut		6609	6623
- Nunavut		6596	
- Outside Canada		6610	6624
- North and Outside Canada		6626T	6625T

XI -9
SYSTEM OF NATIONAL ACCOUNTS

2. BALANCE OF INTERNATIONAL PAYMENTS (67-001-XPB)

The main accounts of Canada's Balance of International Payments are obtainable geographically from the following matrices

a. Annual b. Quarterly c. Monthly	a	b	c
All countries	2360	2370	
United States	2361	2371	
United Kingdom	2362	2372	
Other EEC	2364	2374	
Japan	2365	2375	
Other OECD	2366	2376	
Other countries	2367	2377	
All Countries excluding United States & United Kingdom	2363	2373	
 All countries seasonally adjusted (current account only)	 2369		
Also available are:			
 Selected balances (current account, only)			
Canadian Bonds: new issues, retirements, trade in outstanding			
Goods: by category, balance of payments adjustments	2368	2368	
 Net official financing, official international reserves and foreign currency borrowings of the Government of Canada	 2354T	 2354T	
Changes in foreign currency assets and liabilities booked in Canada by Canadian chartered banks	2355	2355	
Business Services Receipts & Payments			
Investment Income	2325	2326	
Direct Investment Transactions	2327	2327	
Portfolio transactions: All Countries	2328	2329	2330
Portfolio transactions: United States			
Portfolio transactions, Canadian Bonds, Stocks & Money Market			
Foreign banks & Stocks by geographic region and type of transaction	2378	2379	2380

Publication references:

- Canada's Balance of International Payments (67-001-XPB)
- Canada's International Transactions in Securities (67-002-XPB)
- Canada's International Investment Position (67-202-XPB)
- Canada's International Transactions in Services (67-203-XPB)

XI -10
SYSTEM OF NATIONAL ACCOUNTS

Balance of International Payments (67-203-XPB)

The main accounts of Canada's Balance of International Payments are obtainable geographically from the following matrices

International Transactions in Services by Category, Raw and Seasonally Adjusted, Quarterly	3183
Commercial Services by Selected Countries and Regions, Annual	3178
By Category - Travel by Geographic Area	3180
- Transportation	3181
Commercial Services By Category -	3182
- by area and affiliation, United States	3184
- by area and affiliation, EU	3185
- by area and affiliation, Other Countries	3186
- by Enterprises Controlled in Canada	3188
- Enterprises Controlled in United States	3189
- Enterprises Controlled in Other Countries	3190
- by Country of Control and Affiliation, Canada	3192
- by Country of Control and Affiliation, United States	3193
- by Country of Control and Affiliation, Other Countries	3194
- by Country of Control and Affiliation, All Countries	3195
Commercial Services by Industry, Total	3197

The main accounts of Canada's Balance of International Investment Position are obtainable geographically from the following matrices. (Annual only)

All countries	4180
United States	4181
United Kingdom	4182
Foreign countries other than United States and United Kingdom	4183
Other EEC (European Union)	4184
Japan	4185
Other OECD	4186
Other countries	4187
Direct Investment abroad	4188
Foreign Direct Investment in Canada	4189
Portfolio transactions Canadian Investment in U.S. stocks, Foreign investment in Canadian Bonds, Foreign investment in Canadian Corporations and Government Enterprises, Foreign Investment in Canadian money market paper, annual	4190
Canadian Banks' Foreign Currency position with non-residents (assets & liabilities, net), by country- Foreign investment in the debt of Canadian governments, government enterprises and corporations - by type, annual	
Capital employed in non-financial industries in Canada, ownership and control, annual	4193T
Canada's international investment position, all countries, foreign portfolio and other investments in Canada, market values of Canadian Bonds, year end	4194
Canada's international position- portfolio transactions, Canadian bonds and money market, by sector, by geographic region, Quarterly	4195

XI -11
SYSTEM OF NATIONAL ACCOUNTS

Summary of Additional Geographic Breakouts of International Services Transactions, Annual

Canada's international transactions in services with:

Argentina	2064	Colombia	2190
Australia	2065	Costa Rica	2191
Austria	2066	Ivory Coast	2192
Bahamas	2067	Nigeria	2193
Barbados	2068	Poland	2194
Belgium	2069	Russia	2195
Bermuda	2070	Senegal	2196
Brazil	2071	Vietnam	2197
Chile	2072		
China	2073		
Denmark	2074		
Egypt	2075		
Finland	2076		
France	2077		
Germany	2078		
Greece	2079		
Hong Kong	2080		
India	2081		
Indonesia	2082		
Iran	2083		
Ireland	2084		
Israel	2085		
Italy	2086		
Jamaica	2087		
Korea, (Republic of)	2088		
Malaysia	2089		
Mexico	2090		
Netherlands	2091		
New Zealand	2092		
Norway	2093		
Pakistan	2094		
Philippines	2095		
Portugal	2096		
Saudi Arabia	2097		
Singapore	2098		
South Africa	2099		
Spain	2100		
Sweden	2101		
Switzerland	2102		
Taiwan	2103		
Thailand	2104		
Trinidad & Tobago	2105		
Turkey	2106		
Venezuela	2107		

XI -12
SYSTEM OF NATIONAL ACCOUNTS

3. GROSS DOMESTIC PRODUCT BY INDUSTRY AT FACTOR COST
- at the national level.

Gross Domestic Product at factor cost by industry:

	Current prices	at 1992 constant prices	at 1986 constant prices	at 1981 constant prices
Monthly - seasonally adjusted		4680	4673T	4667T
- not seasonally adjusted		4681	4674T	4668T
Quarterly- seasonally adjusted		4678	4671T	4665T
- not seasonally adjusted		4679	4672T	4666T
Annual - Gross Domestic Product		4677		
Annual - Business Sector	4763	4767		
- Non Commercial Sector	4764	4768		
- Total Economy	4765	4769		
- Special Aggregations	4766	4770		

Real Domestic Product by Industry

Data for the period prior to 1961 can be obtained from the following matrices:

Real Domestic Product- Annual (1971=100)	389T
- Annual (1961=100)	383T
- Quarterly (1961=100)	15T
Index of Industrial Production - Annual (1961=100)	384T
- Monthly (1961=100)	16T

Publication references:

Provincial Gross Domestic Product by Industry 71=100 1971-1984,(15-203-XPB)
Provincial Gross Domestic Product by Industry 81=100 1984-1986,(15-203-XPB)

XI -13
SYSTEM OF NATIONAL ACCOUNTS

Gross Domestic Product by Industry, annual

Estimates of Gross Domestic Product by Industry and Province and Territory for the 1984-1987 period differ from previously published estimates for the period 1971 to 1984 because they have been integrated to the Input-Output Sources, concepts and methods at the provincial level.

Period (from to)	current dollars	constant dollars	current dollars	current dollars	constant dollars (81=100)	constant dollars (81=100)	constant dollars (86=100)
		92-		71-84	84-86	71-84	84-
Newfoundland	8406	8418	7360T	7871T	7371T	7882T	7904T
Prince Edward Island	8407	8419	7361T	7872T	7372T	7883T	7905T
Nova Scotia	8408	8420	7362T	7873T	7373T	7884T	7906T
New Brunswick	8409	8421	7363T	7874T	7374T	7885T	7907T
Québec	8410	8422	7364T	7875T	7375T	7886T	7908T
Ontario	8411	8423	7365T	7876T	7376T	7887T	7909T
Manitoba	8412	8424	7366T	7877T	7377T	7888T	7910T
Saskatchewan	8413	8425	7367T	7878T	7378T	7889T	7911T
Alberta	8414	8426	7368T	7879T	7379T	7890T	7912T
British Columbia	8415	8427	7369T	7880T	7380T	7891T	7913T
Yukon and Northwest Territories			7370T	7881T	7381T	7892T	
Yukon	8416	8428	7358T				7914T
Northwest Territories (inc. Nunavut)	8417	8429T	7359T				7915T
Northwest Territories		9429					
Nunavut		9430					

Gross Output by Industry, annual

Period (from to)	84-86	84-86
Newfoundland	7382T	7393T
Prince Edward Island	7383T	7394T
Nova Scotia	7384T	7395T
New Brunswick	7385T	7396T
Québec	7386T	7397T
Ontario	7387T	7398T
Manitoba	7388T	7399T
Saskatchewan	7389T	7400T
Alberta	7390T	7401T
British Columbia	7391T	7402T
Yukon and Northwest Territories	7392T	7403T

XI -14
SYSTEM OF NATIONAL ACCOUNTS

4. FINANCIAL FLOW ACCOUNTS, (13-014-XPB), (13-214-XPB)

The current data and the historical record from 1962 are available for all sectors and subsectors in the following matrices:

Statement 1. Financial Market Summary Table	750
2-1 I & II. Persons and Unincorporated Business	701
2-2 III. Non-financial Private Corporations	702
2-3 IV. Non-financial Government Enterprises	703
2-4 IV 1. Non-financial Government Enterprises: Federal	704
2-5 IV 2. Non-financial Government Enterprises: Provincial	705
2-6 IV 3. Non-financial Government Enterprises: Local	706
2-7 V. The Monetary Authorities	707
2-8 V 1. Bank of Canada	708
2-9 V 2. Exchange Fund Account	709
2-10V 3. The Monetary Authorities: Other	710
2-11 VI. Banks and the Near-Banks	711
2-12 VI 1. Chartered Banks	712
2-13 VI 2. Near-Banks	713
2-14 VI 2.1. Québec Savings Banks	714
2-15 VI 2.2. Credit Unions and Caisses Populaires	715
2-16 VI 2.3. Trust Companies	716
2-17 VI 2.4. Mortgage Loan Companies	717
2-18 VII. Insurance Companies and Pension Funds	719
2-19 VII 1. Life Business of Life Insurance Companies and Fraternal Benefit Societies	720
2-20 VII 2. Segregated Funds of Life Insurance Companies	721
2-21 VII 3. Trusteed Pension Plans	723
2-22 VIII. Other Private Financial Institutions	724
2-23 VIII 1. Investment Dealers	725
2-24 VIII 2. Mutual Funds	726
2-25 VIII 3. Fire and Casualty Insurance Companies	722
2-27 VIII 4. Sales Finance and Consumer Loan Companies	718
2-29 VIII 6. Other, N.E.I.	728
2-30 IX. Public Financial Institutions	729
2-31 IX 1. Public Financial Institutions: Federal	730
2-32 IX 2. Public Financial Institutions: Provincial	731
2-33 X. Federal Government	732
2-34 XI. Provincial and Local Governments and Hospitals	733
2-35 XI 1. Provincial Governments	734
2-36 XI 2. Local Governments	735
2-38 XII. Social Security Funds	737
2-39 XII 1. Canada Pension Plan	738
2-40 XII 2. Québec Pension Plan	739
2-41 XIII. Rest of the World	740
2-42 XIV. Residual Error of Estimate, Income and Expenditure Accounts	741
2-43 Total Quarterly Flows	743
Corporate and Government Business Enterprises	742
Financial Institutions	744
Financial Flows, by Quarter, Government	749
Financial Market Summary Table, Seasonally Adjusted, Annual	748
Financial Flows, Issuers of Asset-backed Securities, Quarterly	796
Financial Flows, Non-Financial Corporations Including GBE, Quarterly	797

XI-15
SYSTEM OF NATIONAL ACCOUNTS

National Balance Sheet Accounts Annual (13-214-XPB)

The basic historical record of Balance Sheets for the economy is published in National Balance Sheet Accounts, Cat. 13-214-XPB, Vol. 1. This supersedes all data on year-end outstanding previously published in "Annual Flows and Year-end Financial Assets and Liabilities, catalogue 13-563-XPB Vol. II. New data are available from 1961 for all sectors and subsectors in the following matrices:

<u>Credit Market Summary Table</u>	794
National balance sheet, year-end outstanding from 1961	798
Year end outstandings from 1961-	
Corporations & Government Business Enterprise	700
Government	727
Issuers of Asset-backed securities	745
Non-financial Corporations including Government Business Enterprises	746
Financial Corporations including Government Business Enterprises	747
1-1 National Balance Sheet, Annual	793
3-1 I & II. Persons and Unincorporated Business	751
3-3 IV. Non-financial Government Enterprises	753
3-4 IV 1. Non-financial Government Enterprises: Federal	754
3-5 IV 2. Non-financial Government Enterprises: Provincial	755
3-6 IV 3. Non-financial Government Enterprises: Local	756
3-7 V. The Monetary Authorities	757
3-8 V 1. Bank of Canada	758
3-9 V 2. Exchange Fund Account	759
3-10 V 3. The Monetary Authorities: Other	760
3-11 VI. Banks and the Near-Banks	761
3-12 VI 1. Chartered Banks	762
3-13 VI 2. Near-Banks	763
3-14 VI 2.1 Québec Savings Banks	764
3-15 VI 2.2 Credit Unions and Caisses Populaires	765
3-16 VI 2.3 Trust Companies	766
3-17 VI 2.4 Mortgage Loan Companies	767
3-18 VII. Insurance Companies and Pension Funds	768
3-19 VII 1. Life Business of Life Insurance Companies & Fraternal Benefit Societies	769
3-20 VII 2. Segregated Funds of Life Insurance Companies	770
3-21 VII 3. Trusteed Pension Plans	771
3-22 VIII. Other Private Financial Institutions	772
3-23 VIII 1. Investment Dealers	773
3-24 VIII 2. Mutual Funds	774
3-25 VIII 3. Fire and Casualty Insurance Companies	775
3-26 Sector & Subsectors year-end outstandings from 1961	776
3-27 VIII 4. Sales Finance and Consumer Loan Companies	777
3-28 VIII 5. Accident and Sickness Branches of Life Insurance Companies	791
3-29 Sector & Subsectors year-end outstandings from 1961	795
3-30 IX. Public Financial Institutions	779
3-31 IX 1. Public Financial Institutions: Federal	780
3-32 IX 2. Public Financial Institutions: Provincial	781
3-33 X. Federal Government	782
3-34 XI. Provincial and Local Governments and Hospitals	783

XI -16
SYSTEM OF NATIONAL ACCOUNTS

National Balance Sheet Accounts Annual (13-214-XPB) cont'd

3-35 XI 1.	Provincial Governments	784
3-36 XI 2.	Local Governments	785
3-38 XII.	Social Security Funds	787
3-39 XII 1.	Canada Pension Plan	788
3-40 XII 2.	Québec Pension Plan	789
3-41 XIII.	Rest of the World	790
3-43	Total All Sectors, Annual	792

5. AGGREGATE PRODUCTIVITY MEASURES, Annual (15-204-XPB)

Multifactor Productivity Measures, (15-204-XPB) Annual

Indices of the industry and the interindustry measures of multifactor productivity levels for business sector industries, the total business sector, and selected aggregates, 1961=100. Total business sector estimates for the two most recent years are preliminary. Estimates are experimental.

Fisher Ideal Indices (92=100) of Multifactor Productivity based on

- Business Sector	9455
- Gross Output for Business Sector Industries	9456
- Gross Output excluding Intra-industry transactions for Business Sector Industries	9457
- Real Value added and related data for Business Sector and Selected Aggregates	9458

Real Gross Domestic Product - (A) and

A

B

Indexes of Real Gross Domestic Product (1992=100) - (B)

Real Gross Domestic Product	9460	9475
Total Number of Jobs, Special Aggregates and Business Sector Industries	9461	9476
Average No. Of Hours worked per year for all jobs, Special Aggregates and Business Sector Industries	9462	9477
Number of Hours Worked for all jobs, special aggregates and Business Sector Industries	9463	9478
Total Compensation for all jobs, special aggregates and business sector Industries	9464	9479
Real Gross Domestic Product per hour worked for all jobs, special aggregates and Business Sector Industries	9465	9480
Total Compensation per job, special aggregates and business sector industries	9466	9481
Total Compensation per hour worked for all jobs, special aggregates And Business Sector Industries	9467	9482
Unit Labour Cost, special aggregates and Business Sector Industries	9468	9483
Indexes of labour productivity, labour costs and related variables, Quarterly		9484
No. of Employee Jobs, special aggregates and Business Sector Industries	9469	
Average No. Of hours worked per year for employee jobs, special aggregates and Business Sector Industries	9470	
No. of hours worked for employee jobs, special aggregates and Business Sector Industries	9471	
Labour Income per hour worked of employee jobs, special aggregates and Business Sector Industries	9472	
Total number of jobs, non-commercial sector Industries for GDP	9473	
Hours Worked for all Jobs in the non-commercial sector Industries for GDP aggregates	9474	

XI -17
SYSTEM OF NATIONAL ACCOUNTS

6. INPUT-OUTPUT TABLES

The Canadian Input and Output tables are rectangular. At the most detailed level, they consist of 243 industries by 679 commodities (including primary inputs, and various margins). Each cell of information in the Input table contains the dollar value of the parts, services, raw materials or labour used up in the production process of the associated industry. The Input table provides a detailed decomposition of the total production costs. The Output table works in a similar manner, but provides a detailed breakdown of the individual goods and services comprising the industry total output. The Final Demand table gives detailed information on goods and services that are bought by many categories of buyers (consumers, industries and government) for both consumption and investment purposes. The Final Demand table includes inventories, imports, exports and non-tax government revenues.

Outputs and Intermediate Inputs (aggregation-s, current dollars), annual, in millions of dollars

by commodity for: (A) Canada Level (B) Provincial Level	(A)	(B)
- Agricultural and Related Services Industries	8930	5750
- Fishing and Trapping Industries	8931	5751
- Logging and Forestry Industries	8932	5752
- Mining, Quarrying and Oil Well Industries	8933	5753
- Manufacturing Industries	8934	5754
- Construction Industries	8935	5755
- Transportation and Storage Industries	8936	5756
- Communication and other utility Industries	8937	5757
- Wholesale Trade Industries	8938	5758
- Retail Trade Industries	8939	5759
- Finance, Insurance and Real Estate Industries	8940	5760
- Business Service Industries	8941	5761
- Educational Service Industries	8942	5762
- Health and Social service Industries	8943	5763
- Accommodation and Food Services Industries	8944	5764
- Other Service Industries	8945	5765
- Operating, Office, Cafeteria and Laboratory Supply Industries	8946	5766
- Travel and Entertainment, Advertising and Promotion Industries	8947	5767
- Transportation Margins	8948	5768
- Non-profit Institutions Serving Households	8949	5769
- Government Sector	8950	5770
- Total Industries	8951	5771

Final Demand (aggregation-s Current Dollars), Annual in millions of dollars

by commodity for Personal Expenditures:

- Durable Goods	6986T	4981
- Semi-durable Goods	6987T	4982
- Non-durable Goods	6988T	4983
- Services	6989T	4984
- Machinery & Equipment non-government sector	6990T	4985
- Machinery & Equipment Government Sector	6991T	4986
- Construction, excl. Housing, non-government sector	6992T	4987
- Housing Construction, non-government sector	6993T	4988
- Construction, government Sector	6994T	4989
- Inventories	6995T	4990
- Government net current expenditures	6996T	4991
- Exports	6997T	4992
- Imports	6998T	4993
- Final Expenditures on GDP	6999T	4994

XI -18
SYSTEM OF NATIONAL ACCOUNTS

Input-Output Tables

Input-Output Structure of the Canadian Economy (15-510-XPB). The basic historical data are represented at the M level for the years 1961 onwards. Areas covered in the I-O CANSIM Tables are: Outputs, Inputs and Final Demand in both current and constant prices.

	Current Prices
Inputs and Outputs Industries, Annual	
Agriculture and Related Services	9359
Fishing and Trapping	9360
Logging and Forestry	9361
Mining	9362
Crude Petroleum and Natural Gas	9363
Quarry and Sand Pit	9364
Service Related to Mineral Extraction	9365
Food	9366
Beverage	9367
Tobacco Products	9368
Rubber Products	9369
Plastic Products	9370
Leather and Allied Products	9371
Primary Textile Industries	9372
Textile Products	9373
Clothing	9374
Wood	9375
Furniture and Fixture	9376
Paper and Allied Products	9377
Printing, Publishing and Allied Products	9378
Primary Metal	9379
Fabricated Metal Products	9380
Machinery	9391
Transportation Equipment	9392
Electrical and Electronic Products	9393
Non-Metallic Mineral Products	9394
Refined Petroleum and Coal Products	9395
Chemical and Chemical Products	9396
Other Manufacturing	9397
Construction	9398
Transportation	9399
Pipeline Transport	9400
Storage and Warehousing	9401
Communication	9402
Other Utilities	9403
Wholesale Trade	9404
Retail Trade	9405
Finance and Real Estate	9406
Insurance	9407

XI -19
SYSTEM OF NATIONAL ACCOUNTS

	Current Prices
Government Royalties - Natural Resources	
Owner Occupied Dwellings	9408
Business Service	9409
Educational Service	9410
Health Services	9431
Accommodation and Food Service	9432
Amusement and Recreational Services	9433
Personal and Household Services	9434
Other Services	9435
Operating, Office, Cafeteria and Laboratory Supplies	9493
Travel, Advertising and Promotion	9494
Transportation Margins	9495
N.B. - P. Institutions excluding Education	9496
P. Educational Institutions	9497
N.B. P. Hospitals & Residential Care Facilities	9498
N.B. P. Education	9499
N.B.-P Defence Services	9596
N.B.-P Other municipal government	9597
N.B. -P Other provincial & territorial government	9598
N.B.-P Other federal government	9599
Total Industries	9600
 <u>Final Demand Sectors: Personal Expenditures</u>	
Motor Vehicles, Parts and Repairs	9601
Furniture and Household Appliances	9602
Other Durable Goods	9603
Clothing and Footwear	9604
Other Semi-Durable Goods	9605
Food and Non-Alcoholic Beverages	9606
Motor Fuels and Lubricants	9607
Electricity, Gas and Other Fuels	9608
Other Non-Durable Goods	9609
Gross Rent (Imputed and Paid)	9610
Restaurants and Hotels	9611
Net Expenditure Abroad	9612
Other Services	9613
Manufacturing	9614
Mining, Quarrying, and Oil Wells	9615
M & E Other Utility Industries	9616
M & E Other Goods Producing Industries	9617
M & E Wholesale and Retail Trade Industries	9618
M & E Transportation and Storage Industries	9619
M & E Finance, Insurance and Real Estate Industries	9620
M & E Other Service Industries	9621
M & E Used Cars, Equipment, and Scrap	9622

XI -20
SYSTEM OF NATIONAL ACCOUNTS

	Current Prices
Government	9623
Manufacturing	9624
Mining, Quarrying, and Oil Wells	9625
CON other Utilities Industries	9626
CON Other Goods Producing Industries	9627
CON Wholesale and Retail Trade Industries	9628
CON Transportation and Storage Industries	9629
CON Finance, Insurance and Real Estate Industries	9630
CON Other Service Industries	9631
CON Housing	9632
Government	9633
Inventories	9634
GCE Government net current expenditures	9635
Commodity for Exports	9636
Commodity for Imports	9637
Final Expenditure on GDP	9638

XI -21
SYSTEM OF NATIONAL ACCOUNTS

7. INTERPROVINCIAL AND INTERNATIONAL TRADE FLOWS, Annual	
Grains	14000
Other Agricultural Products	14001
Forestry Products	14002
Fishing & Trapping Products	14003
Metallic Ores & Concentrates	14004
Mineral Fuels	14005
Non Metallic Minerals	14006
Services Incidental to Mining	14007
Meat, Fish and Dairy Products	14008
Fruits, Vegetables, Feed, Misc. Food Products	14009
Beverages	14010
Tobacco & Tobacco Products	14011
Rubber, Leather, Plastic Fabricated Products	14012
Textile Products	14013
Knitted Products & Clothing	14014
Lumber, Sawmill, Other Wood Products	14015
Furniture & Fixtures	14016
Paper & Paper Products	14017
Printing & Publishing	14018
Primary Metal Products	14019
Metal Fabricated Products	14020
Machinery & Equipment	14021
Autos, Trucks, Other Transportation Equipment	14022
Electrical & Communications Products	14023
Non Metallic Mineral Products	14024
Petroleum & Coal Products	14025
Chemicals, Chemical Products	14026
Misc. Manufactured Products	14027
Residential Construction	14028
Non residential Construction	14029
Repair Construction	14030
Transportation and Storage	14031
Communication Services	14032
Other Utilities	14033
Wholesale Margins	14034
Retail Margins	14035
Imputed Rent, Owner Occupied Dwellings	14036
Other Finance, Insurance, Real Estate	14037
Business Services	14038
Personal & Other Miscellaneous Services	14041, 14042
Transportation Margins	14043
Spare Parts, Maintenance, Laboratory, Office & Cafeteria Supplies	14044
Travel, Advertising, Promotion	14045
Non competing Imports	14048
Unallocated Imports & Exports	14049
Primary & Manufactured Goods	14050
Total Goods	14051
Total Services	14052
Total Goods & Services	14053

XI -22
SYSTEM OF NATIONAL ACCOUNTS

8. CURRENT ECONOMIC ANALYSIS, Monthly

(1) Business Leading Indicators: For Canada: (92=100)	193
Business Leading Indicators: For Canada: (81=100)	191T
(2) Real Manufacturing Shipments, Orders & Inventories: (1992 Dollars)	186
Real Manufacturing Shipments, Orders & Inventories: (1986 Dollars)	179T
Real Manufacturing Shipments, Orders & Inventories: (1981 Dollars)	173T
Real Manufacturing Shipments, Orders & Inventories: (1971 Dollars)	177T
(3) Personal Expenditures on Goods, Current and Constant Price Indexes (1981=100)	178T

XI -23
SYSTEM OF NATIONAL ACCOUNTS

RELATED CANSIM II TABLES

ACTIVE

376-0001	Balance of international payments, current account, annual
376-0002	Balance of international payments, capital and financial account, annual
376-0003	Balance of international payments, current account, quarterly
376-0004	Balance of international payments, capital and financial account, quarterly
376-0005	Balance of international payments, current account, seasonally adjusted, quarterly
376-0006	Balance of international payments, current account, goods, annual
376-0007	Balance of international payments, current account, goods, quarterly
376-0008	Balance of international payments, changes in foreign currency assets and liabilities booked in Canada by Canadian chartered banks, annual
376-0009	Balance of international payments, Canadian chartered bank transaction in assets and liabilities booked in Canada with non-residents, annual
376-0010	Balance of international payments, changes in foreign currency assets and liabilities booked in Canada by Canadian chartered banks, quarterly
376-0011	Balance of international payments, Canadian chartered bank transactions in assets and liabilities booked in Canada with non-residents, quarterly
376-0012	Balance of international payments, current account, investment income, by type and sector, annual
376-0013	Balance of international payments, current account, investment income, by type and sector, quarterly
376-0014	Balance of international payments, flows of Canadian direct investment abroad and foreign direct investment in Canada, by industry and type of transactions, annual
376-0015	Balance of international payments, flows of Canadian direct investment abroad and foreign direct investment in Canada, by category of transactions, annual
376-0016	Balance of international payments, Canadian direct investment abroad and foreign direct investment in Canada, acquisitions, sales and other flows, annual
376-0017	Balance of international payments, flows of Canadian direct investment abroad and foreign direct investment in Canada, quarterly
376-0018	International transactions in securities, portfolio transactions, net and gross sales and purchases, by type and sector, annual
376-0019	International transactions in securities, portfolio transactions, net and gross sales and purchases, by type and sector, quarterly
376-0020	International transactions in securities, portfolio transactions, net and gross sales and purchases, by type and sector, monthly
376-0021	International transactions in securities, portfolio transactions with non-residents in Canadian bonds, by type, annual
376-0022	International transactions in securities, portfolio transactions with non-residents in Canadian stocks, by type, annual
376-0023	International transactions in securities, portfolio transactions with non-residents in Canadian money market, foreign bonds, and foreign stocks, by type, annual
376-0024	International transactions in securities, portfolio transactions with non-residents in Canadian bonds, by type, quarterly
376-0025	International transactions in securities, portfolio transactions with non-residents in Canadian stocks, by category, quarterly
376-0026	International transactions in securities, portfolio transactions with non-residents in Canadian money market, foreign bonds, and foreign stocks, by type, quarterly
376-0027	International transactions in securities, portfolio transactions with non-residents in Canadian bonds, by type, monthly
376-0028	International transactions in securities, portfolio transactions with non-residents in Canadian stocks, by category, monthly

XI -24
SYSTEM OF NATIONAL ACCOUNTS

RELATED CANSIM II TABLES

ACTIVE

376-0029	International transactions in securities, portfolio transactions with non-residents in Canadian money market, foreign bonds and stocks, by type, monthly
376-0030	International transactions in services, commercial services, by selected countries and regions, annual
376-0031	International transactions in services, travel by category and geographical area, annual
376-0032	International transactions in services, transportation by category, annual
376-0033	International transactions in services, commercial services by category, annual
376-0034	International transactions in services, commercial services by industry, annual
376-0035	International transactions in services, by category, quarterly
376-0036	International transactions in services, by selected countries, annual
376-0037	International investment position, annual
376-0038	International investment position, Canadian direct investment abroad and foreign direct investment in Canada, annual
376-0039	International investment position, portfolio investment, annual
376-0040	International investment position, foreign portfolio investment in Canada, by sector, annual
376-0041	International investment position, foreign portfolio investment in Canadian bonds, book and market values, annual
376-0042	International investment position, foreign portfolio investment, Canadian bonds and Canadian money market, by sector, quarterly
377-0002	Real manufacturing shipments, orders, inventory owned and inventory/shipment ratio, 1992 dollars, seasonally adjusted, monthly
377-0003	Business leading indicators for Canada, monthly
378-0001	Financial flows, sector flows, quarterly
378-0002	Financial market summary, quarterly
378-0003	National balance sheet, credit market summary, annual
378-0004	National balance sheet accounts, by sectors, annual
378-0005	National balance sheet, national wealth accounts, annual
379-0001	Gross Domestic Product (GDP) at factor cost, system of national accounts benchmark values, by industry, annual
379-0002	Gross Domestic Product (GDP) at factor cost, system of national accounts benchmark values, by industry (special aggregations), annual
379-0003	Gross Domestic Product (GDP) at factor cost, by Standard Industrial Classification, 1980 (SIC) and province, annual
379-0004	Gross Domestic Product (GDP) at factor cost in 1992 constant dollars, by Standard Industrial Classification, 1980 (SIC), annual
379-0005	Gross Domestic Product (GDP) at factor cost in 1992 constant dollars, by Standard Industrial Classification, 1980 (SIC), quarterly
379-0006	Gross Domestic Product (GDP) at factor cost in 1992 constant dollars, by Standard Industrial Classification, 1980 (SIC), monthly
380-0001	Gross Domestic Product (GDP), income-based, quarterly
380-0002	Gross Domestic Product (GDP), expenditure-based, quarterly
380-0003	Gross Domestic Product (GDP) indexes, quarterly
380-0004	Sector accounts, persons and unincorporated businesses, quarterly
380-0005	Sector accounts, corporations and government business enterprises, total, quarterly
380-0006	Sector accounts, corporations and government enterprises, financial and non-financial, quarterly
380-0007	Sector accounts, all levels of government, quarterly
380-0008	Sector accounts, non-residents, quarterly

XI -25
SYSTEM OF NATIONAL ACCOUNTS

RELATED CANSIM II TABLES

ACTIVE

380-0009	Personal expenditure on goods and services, quarterly
380-0010	Investment in residential structures, quarterly
380-0011	Investment in non-residential structures and equipment, quarterly
380-0012	Exports and imports of goods and services, quarterly
380-0013	Business investment in inventories, quarterly
380-0014	Undistributed corporation profits, quarterly
380-0015	Gross Domestic Product (GDP) and Gross National Product (GNP) at market prices and net national income at factor cost, quarterly
380-0016	Gross Domestic Product (GDP), income-based, annual
380-0017	Gross Domestic Product (GDP), expenditure-based, annual
380-0018	Gross Domestic Product (GDP) indexes, annual
380-0019	Sector accounts, persons and unincorporated businesses, annual
380-0020	Sector accounts, corporations and government business enterprises, total, annual
380-0021	Sector accounts, corporations and government enterprises, financial and non-financial, annual
380-0022	Sector accounts, all levels of government, annual
380-0023	Sector accounts, non-residents, annual
380-0024	Personal expenditure on goods and services, annual
380-0025	Investment in residential structures, annual
380-0026	Investment in non-residential structures and equipment, annual
380-0027	Exports and imports of goods and services, annual
380-0028	Business investment in inventories, annual
380-0029	Undistributed corporation profits, annual
380-0030	Gross Domestic Product (GDP) and Gross National Product (GNP) at market prices and net national income at factor cost, annual
380-0031	Saving, investment and net lending, quarterly
380-0032	Saving, investment and net lending, annual
380-0033	Income and expenditure sub-sector accounts, provincial governments, education, health and social services, quarterly
380-0034	Income and expenditure sub-sector accounts, federal government, quarterly
380-0035	Income and expenditure sub-sector accounts, local governments, quarterly
380-0036	Purchasing power parities, System of National Accounts Classification (SNA), expenditure-based, annual
380-0037	Purchasing power parities for Gross Domestic Product (GDP), Organisation for Economic Co-operation and Development (OECD) countries, annual
380-0038	Purchasing power parities, International Comparison Project Classification (ICP), consumption-based, annual
381-0001	Final demand categories, by commodity, M-level aggregation, annual
381-0002	Final demand categories, by commodity, S-level aggregation, annual
381-0003	Inputs and outputs, by industry and commodity, S-level aggregation, annual
381-0004	Inputs and outputs, by industry and commodity, M-level aggregation, annual
382-0001	Wages and salaries and supplementary labour income, monthly
383-0001	Fisher ideal indices of multifactor productivity, by business sector industries, annual
383-0003	Labour productivity and related measures, by business sector industries, annual
383-0004	Labour statistics, non-commercial sector, by business sector industry, annual

XI -26
SYSTEM OF NATIONAL ACCOUNTS

RELATED CANSIM II TABLES

ACTIVE

383-0005	Indexes of labour productivity and related measures, by business sector industries, annual
383-0007	Fisher productivity volume indexes and implicit price indexes, Klems database, by business sector industries, annual
383-0008	Indexes of labour productivity, labour costs and related variables, seasonally adjusted, quarterly
384-0001	Gross Domestic Product (GDP), income-based, annual
384-0002	Gross Domestic Product (GDP), expenditure-based, annual
384-0003	Implicit price indexes, Gross Domestic Product (GDP), annual
384-0004	Government sector revenue and expenditure, annual
384-0005	Canada and Quebec Pension Plans, revenue and expenditure, annual
384-0006	Direct taxes from persons and contributions to social insurance plans and other transfers to government, annual
384-0007	Indirect taxes, annual
384-0008	Government investment income, annual
384-0009	Government transfer payments to persons, annual
384-0010	Government subsidies and capital transfers, annual
384-0011	Intergovernmental transfers, annual
384-0012	Sources and disposition of personal income, annual
384-0013	Selected economic indicators, annual
385-0001	Consolidated federal, provincial and local government revenue and expenditure, for fiscal year ending March 31, annual
385-0002	Federal and provincial general government revenue and expenditure, for fiscal year ending March 31, annual
385-0003	Local government revenue and expenditure, annual
385-0004	Local general government revenue and expenditure, annual
385-0005	Federal and provincial non-autonomous pension plans, revenue and expenditure, annual
385-0006	Canada and Quebec Pension Plans revenue and expenditure, annual
385-0007	University and college revenue and expenditures, annual
385-0008	Health and social services revenue and expenditure, annual
385-0009	School board revenue and expenditures, annual
385-0010	Federal government debt, annual
385-0011	Federal government enterprise finance, income and expenditure, annual
385-0012	Federal government enterprise finance, unappropriated surplus, annual
385-0013	Federal government enterprise finance, balance sheet, annual
385-0014	Balance sheet of the federal, provincial, territorial and local governments, annual
385-0015	Income and expenses of provincial and local government enterprises, by industry, annual
385-0016	Assets, liabilities and net worth of provincial government enterprises, by industry, annual
385-0017	Federal, provincial, territorial and local government net and consolidated debt, annual
386-0001	Interprovincial and international trade flows at producer prices, annual
387-0001	Tourism demand in Canada, quarterly
387-0002	Supply of tourism commodities, quarterly
387-0003	Employment generated by tourism, quarterly
387-0004	International travellers, quarterly
387-0005	Receipts and payments on travel account and international passenger fares, quarterly
387-0006	Exchange rates, quarterly
387-0007	Consumer price index (CPI) for selected countries, quarterly
387-0008	Selected implicit price indexes for tourism demand and Gross Domestic Product (GDP), seasonally adjusted, quarterly
387-0009	Other related statistics to national tourism indicators, seasonally adjusted at annual rates, quarterly

XI -27
SYSTEM OF NATIONAL ACCOUNTS

RELATED CANSIM II TABLES

TERMINATED

376-0043	Balance of international payments, flows of Canadian direct investment abroad and foreign direct investment in Canada, by industry and type of transactions, annual
376-0044	Balance of international payments, Canadian direct investment abroad and foreign direct investment in Canada, acquisitions, sales and other flows, annual
376-0045	Net official financing from the official international reserves and the foreign currency borrowings of the Government of Canada, quarterly
376-0046	Net official financing from the official international reserves and the foreign currency borrowings of the Government of Canada, annual
376-0047	International investment position, capital employed in non-financial industries by country of ownership, annual
376-0048	International investment position, capital employed in non-financial industries, by country of control, annual
376-0049	Canada's international investment position, year ends, capital abroad controlled from Canada, annual
376-0050	Canada's international investment position, year ends, capital abroad controlled from Canada, by industry, annual
377-0001	Business leading indicators, monthly
377-0004	Real manufacturing shipments, orders, inventory owned and inventory/shipment ratio, 1986 dollars, seasonally adjusted, monthly
377-0005	Real manufacturing shipments, orders, inventory owned and inventory/shipment ratio, 1981 dollars, seasonally adjusted, monthly
377-0006	Real manufacturing shipments, orders, inventory owned and inventory/shipment ratio, 1971 dollars, seasonally adjusted, monthly
377-0007	Retail sales, current and constant dollar indexes (1981=100), with national accounts adjustments, monthly
379-0007	Gross Domestic Product (GDP) at factor cost, by Standard Industrial Classification, 1980 (SIC), monthly
379-0008	Gross Domestic Product (GDP) at factor cost, by Standard Industrial Classification, 1980 (SIC), quarterly
379-0009	Gross Domestic Product (GDP) at factor cost, by selected industries, annual
379-0010	Gross Domestic Product (GDP) at factor cost, by industry, annual
379-0011	Gross output, by industry, annual
379-0012	Real domestic product, by industry of origin, quarterly
379-0013	Real domestic product, by industry of origin, annual
379-0014	Industrial production indexes, by industry, monthly
379-0015	Industrial production, by industry, annual
379-0016	Historical index of constant price Gross Domestic Product (GDP), by industry, annual
380-0039	Gross Domestic Product (GDP), income-based, annual
380-0040	Gross Domestic Product (GDP), expenditure-based, at 1986 prices, annual
380-0041	Consolidated production account, primary expenses arising from domestic production, annual
380-0042	Selected per person income and product statistics at current and constant 1986 prices, annual
380-0043	Population of Canada and the provinces, annual
380-0044	Civilian labour force, annual
380-0045	Gross Domestic Product (GDP) at factor cost, by industry, annual
380-0046	Percentage distribution of Gross Domestic Product (GDP) at factor cost, by industry, annual
380-0047	Government transfer payments to persons, annual
380-0048	Corporation profits before taxes, by industry, annual
380-0049	Profits and other investment income, by industry, annual

XI -28
SYSTEM OF NATIONAL ACCOUNTS

RELATED CANSIM II TABLES

TERMINATED

380-0050	Geographical distribution of personal income, personal income per person and personal disposable income, annual
380-0051	Interest, dividends and miscellaneous investment income of persons, annual
380-0052	Net income received by farm operators from farm production, annual
380-0053	Net income of non-farm unincorporated business including rent, annual
380-0054	Personal expenditure on consumer goods and services in current prices, annual
380-0055	Federal government surplus or deficit. Reconciliation of transactions related to the Income and expenditure accounts with Rowell-Sirois and Public Accounts data, annual
382-0002	Wages and salaries based on the 1948 and 1980 Standard Industrial Classifications (SIC), annual
382-0003	Wages and salaries and supplementary labour income based on the 1948 and 1980 Standard Industrial Classifications (SIC), annual
382-0004	Wages, salaries and supplementary labour income, by industry, annual
382-0005	Wages, salaries and supplementary labour income, annual
384-0014	Provincial Gross Domestic Product (GDP), income-based, annual
384-0015	Provincial Gross Domestic Product (GDP), expenditure-based, annual
384-0016	Provincial Gross Domestic Product (GDP) at 1986 prices, annual
384-0017	Final domestic demand at 1981 prices, annual
384-0018	Final domestic demand at 1986 prices, annual
384-0019	Implicit price indexes, final domestic demand, annual
384-0020	Implicit price indexes, provincial Gross Domestic Product (GDP), outside Canada, annual
384-0021	Implicit price indexes, Gross Domestic Product (GDP), annual
384-0022	Federal government and government sector revenue and expenditure, annual
384-0023	Provincial government revenue and expenditure, annual
384-0024	Local government revenue and expenditure, annual
384-0025	Hospital revenue and expenditure, annual
384-0026	Canada and Quebec Pension Plans, revenue and expenditure, annual
384-0027	Direct taxes, persons, annual
384-0028	Indirect taxes, annual
384-0029	Other current transfers to government from persons, annual
384-0030	Government investment income, annual
384-0031	Government transfer payments to persons, annual
384-0032	Government transfer payments to business, annual
384-0033	Current transfers to other levels of government, annual
384-0034	Sources and disposition of personal income, annual
384-0035	Selected economic indicators, annual

XII - 1 TRANSPORTATION

Volume and financial measures of the activities for the three modes of transport of the the transportation industry in Canada are presented in this section.

SUBJECT MATTER	CONTACT	TELEPHONE
I. Air Statistics and Surface Statistics	Mr. B. Lund.....	(613)997-6190
	Mr. R. Larocque	(613)951-2486
II. Transport Canada	Mr. J. Rose	(613)990-1142

FURTHER REFERENCES

for	see
International Travel	Other Selected Statistics

I. AIR AND SURFACE STATISTICS (52-001-XPB), (52-003-XPB), (53-219-XPB) (53-003-XPB), (55-001-XPB), (55-002-XPB)

1. Canadian Air Carriers Operating Statistics, monthly	123T
2. Advance Operational & Financial Statistics on Major Airlines, Monthly	385
Average domestic air fares for Canada and ten major cities	386
3. Canadian Railways Operating Statistics, monthly	142T
4. Motor Carriers Freight Survey-Origin and Destination, monthly	143
5. Motor Carriers Freight Survey-Financial, quarterly	144
6. International Seaborne Shipping Statistics, quarterly	145
7. Coastwise Shipping Statistics, quarterly	146
Railway Carloadings, Revenue Freight - 1970 to Date	1431T
8. Railway Carloadings, monthly	1430
9. Urban Transit Operating Statistics, monthly	346 351T
10. Passenger Bus Intercity and Rural, monthly	347 352T
11. Motor Carriers of Freight Survey, for-hire Carriers, annual	150
12. Road Motor Vehicle, Trailer & Snowmobile Registrations, Annual	
Canada	356T
Newfoundland	359T
Prince Edward Island	360T
Nova Scotia	363T
New Brunswick	364T
Québec	367T
Ontario	368T
Manitoba	371T
Saskatchewan	372T
Alberta	375T
British Columbia	376T
Yukon	379T
Northwest Territories including Nunavut	380T
Northwest Territories	381T
Nunavut	382T

**XII - 2
TRANSPORTATION**

13. Road Motor Vehicle Fuel Sales (53-218-XIB)

- Net sales of gasoline, Canada, provinces and territories, annual	1423
- Net sales of gasoline, Canada, provinces and territories, monthly	1426
- Gross sales of gasoline, Canada, provinces and territories, annual	1424
- Gross sales of gasoline, Canada, provinces and territories, monthly	1427
- Net sales of diesel oil, Canada, provinces and territories, annual	1428
- Net sales of liquified petroleum gas, Canada, provinces and territories, annual	1429

Revenue and Expenses, Couriers and Local Messengers Industry

(a) All Carriers	(b) Carriers over \$150,000	(a)	(b)
- Canada		10100	10113
- Newfoundland		10101	10114
- Prince Edward Island		10102	10115
- New Brunswick		10103	10116
- Nova Scotia		10104	10117
- Quebec		10105	10118
- Ontario		10106	10119
- Manitoba		10107	10120
- Saskatchewan		10108	10121
- Alberta		10109	10122
- British Columbia		10110	10123
- Yukon		10111	10124
- Northwest Territories (excluding Nunavut)		10112	10125
- Nunavut		10234	

Revenue and Expenses for Couriers and Local Messengers

Carriers over \$150,000, Canada	10126
Carriers \$150,000 to \$1,000,000, Canada	10127
Carriers \$1,000,000, to \$25,000,000, Canada	10128
Carriers over \$25,000,000, Canada	10129

Carriers over \$150,000 Canada

Revenue and Expenses for Couriers	10130
Revenue and Expenses for Local Messengers	10134
Average Revenue per shipment, Couriers and Local Messengers	10162
Delivery Revenue per shipment size, Couriers and Local Messengers	10163
Number of Shipments by size, Couriers and Local Messengers	10164
Average Revenue per shipment size, Local Messengers	10165
Delivery Revenue per shipment size, Local Messengers	10166
Number of Shipments by size, Local Messengers	10167
Average Revenue per Shipment, Couriers	10168
Delivery Revenue per Shipment Size Couriers	10169
Number of Shipments by Size, Couriers	10170

XII - 3
TRANSPORTATION

Delivery Revenue by Destination, Courier and Local Messengers

Carriers over \$150,000, Canada	10183
Carriers \$150,000 to \$1,000,000, Canada	10184
Carriers \$1,000,000, to \$25,000,000, Canada	10185
Carriers over \$25,000,000, Canada	10186

Delivery Revenue by Destination, Local Messengers

Carriers over \$150,000, Canada	10187
---------------------------------	-------

Delivery Revenue by Destination Couriers

Carriers over \$150,000, Canada	10191
---------------------------------	-------

Revenue And Expenses, Taxi and Limousine Service Industry, All Carriers

- Canada	10195
- Newfoundland	10196
- Prince Edward Island	10197
- New Brunswick	10198
- Nova Scotia	10199
- Quebec	10200
- Ontario	10201
- Manitoba	10202
- Saskatchewan	10203
- Alberta	10204
- British Columbia	10205
- Yukon	10206
- Northwest Territories	10207

**XII - 4
TRANSPORTATION**

II. TRANSPORT CANADA, Dangerous Goods Directorate, Annual

- a. Number of Accidents - Total
- b. Number of Accidents - Road
- c. Number of Accidents - Rail
- d. Number of Accidents - Facility
- e. Number of Accidents - Air

	a	b	c	d	e
1. Number of Emergency Response Personnel (ERP) at accident scene	821	833	845	858	870
2. Sources of Information Regarding Reportable Accidents	822	834	846	859	871
3. Total Number of Accidents Canada and Provinces	823	835	847	860	872
4. Number of Accidents by Geographic Area	824	836	848	861	873
5. Accidents by phase of Transport	825	837	849	862	874
6. Accidents by Type	826	838	850	863	875
7. Accidents by Type of Action	827	839	851	864	876
8. Accidents by Top Ten Initiating Events	828	840	852	865	877
9. Accidents by Underlying Factor	829	841	853	866	878
10. Number of Fatal Accidents and Total Number of Deaths	830	842	854	867	879
11. Number of Accidents Involving Injuries	831	843	855	868	880
12. Number of Accidents by Level of Severity on a scale of 1 to 10	832	844	856	869	881
13. Total Number of Reportable Accidents	820				
14. Number of Accidents by Facility				857	


Number of deaths occurring in dangerous goods reportable accidents	809
Number of injuries occurring in dangerous goods reportable accidents	810
Number of deaths occurring in dangerous goods reportable road accidents	811
Number of injuries occurring in dangerous goods reportable road accidents	812
Number of deaths occurring in dangerous goods reportable rail accidents	813
Number of injuries occurring in dangerous goods reportable rail accidents	814
Number of deaths occurring in dangerous goods reportable facility accidents	815
Number of injuries occurring in dangerous goods reportable facility accidents	816
Number of deaths occurring in dangerous goods reportable air accidents	817
Number of injuries occurring in dangerous goods reportable air accidents	818

XII - 5
TRANSPORTATION

TRANSPORT CANADA, Dangerous Goods Directorate, Annual

- a. Number of Accidents - Total
- b. Number of Accidents - Road
- c. Number of Accidents - Rail
- d. Number of Accidents - Facility
- e. Number of Accidents - Air

	a	b	c	d	e
1. Number of dangerous goods reportable accidents by dangerous goods classes 1-9, annual	2750	2756	2762	2768	2774
2. Top 10 dangerous goods involved in dangerous goods reportable accidents, annual	2751	2757	2763	2769	2775
3. Number of dangerous goods reportable accidents by release location, annual	2752	2758	2764	2770	2776
4. Damage sustained to means of containment for dangerous goods reportable accidents, annual	2753	2759	2765	2771	2777
5. Number of dangerous goods reportable accidents by containment type, annual	2754	2760	2766	2772	2778
6. Top 5 package containment types involved in dangerous goods reportable accidents, annual	2755	2761	2767	2773	2779



XII - 7
TRANSPORTATION

RELATED CANSIM II TABLES

ACTIVE

401-0001	Operating and financial statistics of major Canadian airlines, monthly
401-0003	Average domestic fares for Canada and ten major cities, quarterly
401-0004	Average domestic fares for Canada and ten major cities, annual
402-0001	Couriers and local messenger industries, revenues and expenditures, annual
402-0002	Couriers and local messenger industries, revenues and expenditures, carriers over \$150,000, by province, annual
402-0003	Couriers and local messenger industries, revenues and expenditures, carriers over \$150,000, by revenue, annual
402-0004	Couriers and local messenger industries, operating revenue, by type of clients, annual
402-0005	Couriers and local messenger industries, operating revenue, by customer location, annual
402-0006	Couriers and local messenger industries, delivery revenue per shipment size, annual
402-0007	Couriers and local messenger industries, vehicles and equipment operated, annual
402-0008	Couriers and local messenger industries, delivery revenue, by destination, annual
403-0001	Motor carriers of freight survey, origin and destination, quarterly
403-0002	Motor carriers of freight, financial data, quarterly
403-0003	Motor carriers of freight survey, for-hire carriers, annual
404-0002	Railway carloadings statistics for non-intermodal traffic, by commodity, monthly
405-0002	Road motor vehicles, fuel sales, annual
405-0003	Road motor vehicles, fuel sales, monthly
405-0004	Road Motor Vehicles - Registrations, annual
406-0001	International seaborne and coastwise shipping statistics, quarterly
406-0002	Marine transportation industry, annual
407-0001	Taxi and limousine service industry, revenues and expenses, by province, all carriers, annual
408-0001	Urban transit and passenger bus operating statistics, quarterly
409-0001	Number of dangerous goods accidents recorded, annual
409-0002	Number of dangerous goods reportable accidents, by province, annual
409-0003	Dangerous goods reportable accidents, by selected characteristics, annual
409-0004	Number of dangerous goods reportable accidents, by facility, annual
409-0005	Dangerous goods reportable accidents, annual

**XII - 8
TRANSPORTATION**

RELATED CANSIM II TABLES

TERMINATED

401-0002	Operating and financial statistics of transcontinental and regional air carriers, monthly
404-0001	Railway carloadings statistics, by commodity, monthly
404-0003	Operating statistics of Canadian railways, monthly
405-0001	Road motor vehicle, trailer and snowmobile registration, annual
408-0002	Urban transit operating statistics, monthly
408-0003	Passenger bus statistics (intercity and rural), monthly

XIII -1 HISTORICAL STATISTICS


Demographic Statistics

Historical demographic statistics are contained in Matrices 10000 to 10025 inclusive. Data in this group of matrices sometimes goes as far back as 1867 up to 1971, and will remain static (no longer updated on a current basis).

These

data reside on the base for historical purposes only.


Estimated Population of Canada, 1867 - 1977, Annual	10000
Population of Canada, by Province and Territories, 1851 - 1971, Decennial	10001
Estimates of Undercoverage of Population by selected characteristics Canada, 1861-1976 Quinquennial	10002
Population Density per square mile, Canada, and Provinces, 1871 - 1971, Decennial	10003
Population, Rural and Urban, Canada, 1871 - 1971, Decennial	10004
Population in Incorporated Centres of 1,000 persons and over, by size groups, Canada 1871 - 1971, Decennial	10005
Rural Population Farm and Non-farm, Canada, 1941 - 1971, Decennial	10006
Population by Age and Sex, 1851 - 1971, Canada, Decennial	10007
Population by Age and Sex, Urban and Rural 1921 - 1971 Canada, Decennial	10008
Population by Marital Status and Sex, 1871 - 1971, Canada, Decennial	10009
Origins of the Population, Canada 1871 - 1971, Decennial	10010
Principal Religious Denominations of the Population, Canada, 1871 - 1971, Decennial	10011
Mother Tongues of the Population, Canada, 1931 - 1971, Decennial	10012
Number of Children ever born per 1,000 ever married women, 15 years of age and over, total Rural and Urban, Canada 1961 - 1971, Decennial	10013
Number of Households and Average Number of Persons per household, Canada Rural and Urban, 1881 - 1971, Decennial	10014
Number of Families and Average Number of Persons per Family, Canada Rural and Urban 1881 - 1971, Decennial	10015
Population, Canadian, Other British and Foreign-Born, by Sex 1871 - 1971, Decennial	10016
Population, by Birthplace and sex, Rural and Urban, 1921 - 1971, Decennial	10017
Population, Canadian, Other British and Foreign-Born, by Age and Sex, 1911- 1971, Decennial	10018
Country of Birth of Other British-Born and Foreign-Born Population, 1871 - 1971, Decennial	10019
Province of Residence and Province of birth of Native-Born internal migrants in Canada 1871 - 1971, Decennial	10020
Changes in Population through natural increase and migration, by Province, by Intercensal Intervals 1941 - 1971, Decennial	10021
Immigrant Arrivals in Canada, 1852 - 1977, Annual	10022
Immigration to Canada by intended occupations and dependents (1953 - 1976) Series level 1 - 1.2.3, (overseas and the United States) Series level 2 - 2.2.3 (Overseas), Annual	10023
Immigration to Canada by Age and Sex, Marital Status, 1933 - 1976, Annual	10024
Immigration to Canada, by Country of last Permanent Residence, 1956 - 1976, Annual	10025



XIII -3
HISTORICAL STATISTICS

RELATED CANSIM II TABLES

075-0001	Historical statistics, estimated population and immigrant arrivals, annual
075-0002	Historical statistics, estimates of undercoverage of population, every 5 years
075-0003	Historical statistics, estimates of undercoverage of population, by age and sex, every 5 years
075-0004	Historical statistics, estimates of undercoverage of population, by marital status, every 5 years
075-0005	Historical statistics, estimates of undercoverage of population with English as a mother tongue, every 5 years
075-0006	Historical statistics, immigration to Canada, by intended occupations and dependents, annual
075-0007	Historical statistics, immigration to Canada, by age, sex and marital status, annual
075-0008	Historical statistics, immigration to Canada, by country of last permanent residence, annual
075-0009	Historical statistics, population and population density per square mile, every 10 years
075-0010	Historical statistics, urban and rural population, every 10 years
075-0011	Historical statistics, population in incorporated centres, by size groups, every 10 years
075-0012	Historical statistics, rural population, farm and non-farm, every 10 years
075-0013	Historical statistics, population, by age and sex, urban and rural, every 10 years
075-0014	Historical statistics, population, by marital status, age group and sex, every 10 years
075-0015	Historical statistics, origins of the population, every 10 years
075-0016	Historical statistics, principal religious denominations of the population, every 10 years
075-0017	Historical statistics, mother tongues of the population, every 10 years
075-0018	Historical statistics, number of children ever born per 1,000 ever-married women aged 15 years and over, every 10 years
075-0019	Historical statistics, number of and average number of persons per household and family, every 10 years
075-0020	Historical statistics, population, by birthplace and sex, every 10 years
075-0021	Historical statistics, population, by birthplace, age and sex, every 10 years
075-0022	Historical statistics, country of birth of other British-born and foreign-born population, every 10 years
075-0023	Historical statistics, residence and birth places of native-born internal migrants, natural increase and net migration, every 10 years



INQUIRIES LIST

NAMES OF STATISTICS CANADA AND OTHER AGENCY STAFF MEMBERS TO CONTACT CONCERNING AVAILABILITY, CONCEPTS, METHODS, LIMITATIONS, ECT. OF DATA ON CANSIM.

<u>SUBJECT MATTER</u>	<u>CONTACT</u>	<u>TELEPHONE</u>
BANK OF CANADA - Bank of Canada Review	Mrs. M. McGrath	(613)782-8531
CONSUMER AND CORPORATE AFFAIRS - Bankruptcies	Ms. M. Leclair	(613)941-2862
CANADA MORTGAGE AND HOUSING - Housing Starts and Completions - Canadian Housing Statistics	Mr. H. Mulder "	(613)748-2360 "
NATURAL RESOURCES CANADA - Principal Statistics of Mining - Mineral Industries - Energy Statistics Handbook	Ms. J. Paquette " Mr. R. St.Jean	(613)992-9005 " (613)996-4264
LABOUR CANADA - Wage Developments	Mr. B. Fortin	(613)953-0070
HEALTH CANADA - Views and Behaviours of Multinational Youth	Ms. P. Johnston	(613)957-0657
SCOTIA MCLEOD - Market Indices	Ms. M. Braithwaite	(416)863-7668
AGRICULTURE <u>Crops Section</u> - Exports Clearances of Major Grains - Customs Exports of Specified Processed Products - Producers' Deliveries of Major Grains - Field Crop Reporting Series - Fruit and Vegetable Production - Honey Production - Production and Value of Maple Products - Greenhouse, Sod and Nursery Industries - Mushrooms - Canadian Potato Production	Mr. R. Burroughs " " Mr. O. Code Mr. B. Parsons " " " " Ms. B. McLaughlin	(613)951-2890 " " (613)951-8719 (613)951-8727 " " " " (902)893-7251

INQUIRIES LIST -Continued

<u>SUBJECT MATTER</u>	<u>CONTACT</u>	<u>TELEPHONE</u>
<u>Livestock and Animal Products</u>		
- Production and Stocks of Poultry and Eggs	Mr. R. Plourde	(613)951-8719
- Livestock Statistics	"	"
- Livestock Grain Consumption	"	"
- The Dairy Review	Ms. D. Dupuis	(613)951-2553
- Food Consumption in Canada	"	"
- Stocks of Frozen Meat Products	Mr.M. Elward	(613)951-8715
- Production and Value of Aquaculture	Ms. B. Alain	(613)893-7251
- Report on Fur Farms	"	"
- Fur Production	"	"
<u>Farm Income and Prices</u>		
- Farm Net Income	Mr. P. Murray	(613)951-0065
- Farm Cash Receipts	Mr. M. Beaulieu	(613)951-6357
- Farm Operating Expenses	Mr. B. Rosien	(613)951-2441
- Farm Product Prices	"	"
- Farm Debt and Capital Value	"	"
<u>BALANCE OF PAYMENTS</u>		
Balance of International Payments	Mr. P. O'Hagan	(613)951-9055
<u>BUSINESS REGISTER</u>		
No. Remitting Payroll Deduction Accts	Mr. Bill Penner	(613)951-0801
<u>DEMOGRAPHY</u>		
- Population Projections for Canada and the Provinces	Ms. L. Dell'Oso	(613)951-2304
- Population Statistics Vital Statistics	Ms.L.Champagne	(613)951-2320
- Population Est. (age, sex and marital status)	"	"
- Inter-provincial Migration	"	"
<u>INTERNATIONAL TRAVEL</u>		
Travel Between Canada and Other Countries	Mr. J. Y. Larocque	(613)951-0906
Domestic Travel in Canada	Ms L Gervais Simard	(613)951-1672
Education Statistics	Mr. N. Cox	(613)951-5625
<u>OUTSIDE SOURCES</u>		
Stock Exchange Statistics	Ms. P. Schlievert	(613)951-1123
- Production of Motor Vehicles in Canada		
<u>HOUSEHOLD EXPENDITURES</u>		
- Expenditures for Household in percentage and dollars	Ms. W. Rea	(613)951-1585

INQUIRIES LIST -Continued

<u>SUBJECT MATTER</u>	<u>CONTACT</u>	<u>TELEPHONE</u>
HEALTH DIVISION		
Health Statistics - Transmitted Diseases, Notifiable Diseases, Drinking and Driving, Abortions, Suicides, Smoking, etc.	Mr. R. Wilkins Mr. S. Wadhera	(613)951-5305 (613)951-3415
INPUT-OUTPUT		
Input-Output Tables Interprovincial and International Trade Flows	Mr. R. Rioux Ms. R. Barnes	(613)951-5936 (613)951-6190
INVESTMENT AND CAPITAL STOCK		
- National Wealth and Capital Stock	Mr. R. Landry	(613)951-2579
- Capacity Utilization Rates in Canadian Manufacturing		
- Capital and Repair Expenditures on Construction	Mr. G. Paquette	(613)951-9818
Private and Public Investment		
- in Canada, Outlook	"	"
- in Canada, Mid-Year Review	"	"
Building Permits	Mr. M. Labonte	(613)951-9690
Building Materials	"	"
NATIONAL INCOME AND EXPENDITURE ACCOUNTS		
- Gross Domestic Product Quarterly	Ms. N. Park	(613)951-3811
- Gross Domestic Product Annual	"	"
- Analysis of Income and Expenditure Accounts	Ms. K. Wilson	(613)951-0439
- Industrial Distribution of Selected Aggregates	Ms. A. MacDonald	(613)951-3784
- Miscellaneous Tables	"	"
Estimates of Labour Income	"	"
Financial Flow Accounts Sector	Mr. P. O'Hagan	(613)951-1798
Flows by Quarter	"	"
Annual Flows and Year-End Outstandings	"	"
GROSS DOMESTIC PRODUCT BY INDUSTRY		
Gross Domestic Product by Industry	Ms. K. Wilson	(613)951-0439
Provincial Gross Domestic Product	Mr. K. Lauzon	(613)951-9417
Provincial Survey of Production	"	"

INQUIRIES LIST -Continued

<u>SUBJECT MATTER</u>	<u>CONTACT</u>	<u>TELEPHONE</u>
MANUFACTURING INDUSTRIES		
Manufacturing Industries of Canada:		
National and Provincial Areas,	Mr. B. Pepin	(613)951-3529
- Principal Statistics (1980 SIC)	"	"
- Principal Statistics (1970 SIC)		
Monthly Survey of Manufacturing Industries	Mr.C. Kuntz	(613)951-7092
Miscellaneous Manufacturing Statistics	Mr. B. Pepin	(613)951-3529
Business Conditions Survey	Mr.C. Kuntz	(613)951-7092
Refined Petroleum Products	Mr. M. Palardy	(613)951-7174
Electric Power Statistics	Mr. S. Grenier	(613)951-3566
Gas Utilities	Mr.G. Smallldridge	(613)951-3567
Quarterly Report on Energy	"	"
Supply and Demand in Canada		
Retail Trade-Monthly and Quarterly	Mr. M. Scrim	(613)951-5668
Monthly Sales and Stocks Estimates		
of Department Stores	Ms. J. Sear	(613)951-3559
Wholesale Trade	Mr. L. Murphy	(613)951-3542
Direct Selling in Canada	Ms. J. Sear	(613)951-3559
Merchandising Inventories	"	"
New Motor Vehicle Sales	"	"
INDUSTRIAL ORGANIZATION AND FINANCE		
Quarterly Financial Statistics for Enterprises	Mrs. J. D'Angelo	(613)951-2604
Industrial Corporations, Financial Statistics	"	"
Financial Institutions, Financial Statistics	"	"
Life Insurance	Ms. P.Schlievert	(613)951-1123
Corporation Financial and Taxation Statistics	Ms. P.Helmer	(613)951-9852
Corporations and Labour Unions		
Returns Act (CALURA)	Mr S. Taylor	(613)951-6564
INTERNATIONAL TRADE		
Summary of International Trade	Mr. R. Gordon	(613)951-9797
Human Activity and Environment		
Current Economic Analysis	Mr. M. Cameron	(613)951-3740
1. Business Leading Indicators	Ms. F. Roy	(613)951-3627
2. Real Manufacturing Shipments, Orders, and Inventories	Mr. T. Kelly	(613)951-3616
3. Fixed Weighted Average Hourly Earnings, by Province and Industry	Ms. K. Wilson	(613)951-0439

INQUIRIES LIST - Continued

<u>SUBJECT MATTER</u>	<u>CONTACT</u>	<u>TELEPHONE</u>
CANADIAN CENTRE FOR JUSTICE STATISTICS		
Justice Statistics - Crimes by Actual Offences, Canada, Provinces, and Territories	Ms R. Kong	(613)951-6643
Youth Court Statistics	"	"
Police Officers	Ms. K. Swol	(613)951-5190
LABOUR		
Survey of Employment Payrolls and Hours	Ms. S. Picard	(613)951-4090
Employment Survey	"	"
Employment Insurance Statistics	Mr. G. Groleau	(613)951-4091
LABOUR FORCE SURVEY		
Labour Force Survey	Mr. JM Levesque	(613)951-2301
	Mr. J. Ouellet	(613)951-4168
MICRO ECONOMIC AND ANALYTICAL STUDIES		
Aggregate Productivity Measures	Mr. J.P. Maynard	(613)951-3654
Multifactor Productivity Measures	"	"
PUBLIC INSTITUTIONS		
Public Sector Employment and Remuneration - (Federal, Provincial, Local)	Mr.G. Lyttle	(613)951-1849
Control,Sales of Alcoholic Beverages in Canada	"	"
Federal Government Revenue-Expenditures	Mr.JF Carbonneau	(613)951-8561
Provincial Government Revenue-Expenditures	Ms. L. McCambley	(613)951-4354
Local Government Revenue-Expenditures	"	"
Consolidated Federal,Provincial,Local Government Revenue-Expenditures	"	"
University and College Revenue-Expenditures	"	"
Provincial Non-Autonomus Pension Plans Revenue-Expenditures	"	"
Health and Social Services Revenue-Expenditures	"	"
School Boards Revenue-Expenditures	"	"
Federal Government Debt	Mr. J. Emard	(613)951-1834
Government Finance Balance Sheets, Federal, Provincial, Local and Consolidated	Mr. A. Gareau	(613)951-1826

INQUIRIES LIST - Concluded

<u>SUBJECT MATTER</u>	<u>CONTACT</u>	<u>TELEPHONE</u>
PRICES		
Consumer Price Indexes	Ms. C. Baumgarten	(613)951-3803
Industry Product Price Indexes	Ms. D. Gouin	(613)951-3375
Construction Price Statistics	Mr. L. Comeau	(613)951-3390
Farm Input Price Indexes	Mr. V. Krabicka	(613)951-3342
Farm Input Selected Average Prices	"	"
SMALL AREA & ADMINISTRATIVE DATA		
Charitable Donations	Mr. P. Francoeur	(613)951-4743
SERVICES SCIENCE AND TECHNOLOGY		
Restaurants, Caterers, and Taverns	Mr.M.W. Birbeck	(613)951-3506
Computer and Service Industries	Mr.G. Fiori	(613)951-6517
Business, Personal and Household	Mr. J. Freda	(613)951-0341
Telephone Statistics	Mr. H. McCarrell	(613)951-5948
Television and Radio Statistics	Mr. T. Gorman	(613)951-3498
Cable Statistics	Mr. B. Plaus	(613)951-6347
Science and Technology Statistics	Mr. D. April	(613)951-3177
SCIENCE INNOVATION & ELECTRONIC INFORMATION		
Household Internet Statistics	Mr. J. Ellison	(613)951-5882
TRANSPORTATION		
Air	Mr. B. Lund	(613)997-6190
Surface Statistics	Mr. R. Larocque	(613)951-2486
Transport Canada	Mr. J.Rose	(613)990-1142
UNITED STATES STATISTICS		
- United States Statistics	Ms. D. Forgues	(613)951-1126

CONCORDANCE OF CANSIM I MATRICES TO CANSIM II TABLES

MATRIX	TABLE	MATRIX	TABLE	MATRIX	TABLE
1	051-0005	66	303-0025	145	406-0001
2	051-0006	68	303-0026	146	406-0001
3	051-0007	69	303-0026	148	186-0003 186-0002
4	053-0001	70	352-0002	149	406-0002
5	053-0001	71	351-0001	150	403-0003
6	053-0001	72	351-0001	151	183-0013
7	053-0002	79	303-0018	152	184-0001
8	303-0043 303-0044	80	026-0010 026-0011	153	184-0002
	303-0011	86	003-0057	154	183-0001
9	303-0016 303-0017	87	003-0006	155	183-0012 183-0011
10	134-0003	89	152-0004		183-0010
13	152-0001	91	152-0004	156	183-0007
14	152-0001	92	303-0001	157	183-0009
15	379-0012	93	152-0004	159	002-0014
16	379-0014	98	327-0036	160	002-0006
17	281-0016	100	303-0023	162	002-0014
18	281-0017	101	189-0001	163	002-0014
19	152-0004	105	277-0002 277-0001	164	002-0014
20	152-0001	106	186-0004	165	002-0014
21	226-0003	107	189-0002	166	002-0014
22	226-0004	111	076-0002	167	002-0014
26	276-0011	112	076-0004 076-0001	168	002-0014
28	278-0003		076-0002	169	002-0014
31	303-0002	113	076-0003	170	002-0014
32	303-0006	115	327-0030	171	002-0012
34	077-0001	118	327-0026	172	002-0012
35	303-0003	120	327-0030	173	377-0005
39	303-0022	122	303-0005 303-0009	174	002-0018
40	303-0004		303-0037 303-0002	177	377-0006
41	352-0001		303-0010 303-0006	178	377-0007
42	352-0001		303-0004 303-0001	179	377-0004
44	081-0003	123	401-0002	181	133-0005
46	303-0007	127	126-0002	182	129-0001
48	303-0019	128	131-0003	183	001-0022
50	081-0004	129	026-0008	184	303-0027
52	355-0002	130	002-0017	185	303-0012
53	303-0009	132	003-0042	186	377-0002
54	303-0008	133	003-0043	188	303-0040 303-0041
55	303-0021	135	003-0043		303-0013
56	186-0001	136	177-0004 177-0005	189	303-0028
57	303-0020	137	026-0003	190	303-0029 303-0030
58	303-0039 303-0010	138	177-0002	191	377-0001
59	081-0001	139	177-0003	193	377-0003
60	051-0024	140	177-0001	194	078-0001
61	081-0001	141	303-0042 303-0015	196	303-0032 303-0031
62	355-0001	142	404-0003		303-0033
64	079-0001 079-0002	143	403-0001	198	327-0029
65	303-0024	144	403-0002	201	183-0008

CONCORDANCE OF CANSIM I MATRICES TO CANSIM II TABLES

MATRIX	TABLE	MATRIX	TABLE	MATRIX	TABLE
203	226-0007	312		396	327-0017
204	226-0007	313		397	051-0008
208	002-0012	314		400	327-0018
209	002-0012	315		401	327-0018
210	002-0012	316		402	327-0019
211	002-0012	317		403	327-0019
212	002-0012	318		404	327-0020
213	002-0012	319		405	327-0020
214	002-0012	320	256-0001	412	327-0024
215	002-0012	321	256-0002	414	327-0034
216	002-0015	322	256-0001	415	327-0035
217	002-0015	323	256-0007	418	327-0017
225	002-0009	324	256-0003	419	327-0031
229	002-0015	325	256-0004	421	327-0032
230	002-0015	326	256-0005	423	327-0025
231	002-0015	327	256-0006	439	026-0009
232	002-0015	328	256-0008	441	026-0013
233	002-0015	329	256-0008	442	026-0014
234	002-0015	330	256-0009	443	026-0001
235	002-0015	331	256-0010	444	304-0009 304-0010
238	002-0015	332	256-0011	445	304-0011
244	002-0012	333	256-0012	450	002-0013
249	002-0007	346	408-0001	451	002-0013
250	002-0007	347	408-0001	452	002-0013
251	002-0007	348	451-0009	453	002-0013
252	002-0007	351	408-0002	454	002-0013
253	002-0007	352	408-0003	455	002-0013
254	002-0007	355	356-0003	456	002-0013
255	002-0007	356	405-0001	457	002-0013
256	002-0007	359	405-0001	458	002-0013
257	002-0007	360	405-0001	459	002-0013
258	002-0007	363	405-0001	460	304-0007 304-0006
259	002-0007	364	405-0001		304-0008
263	002-0009	367	405-0001	462	304-0007 304-0006
264	002-0009	368	405-0001		304-0008
265	002-0009	371	405-0001	464	304-0007 304-0006
266	002-0009	372	405-0001		304-0008
267	002-0009	375	405-0001	466	304-0007 304-0006
268	002-0009	376	405-0001		304-0008
269	002-0009	379	405-0001	468	304-0007 304-0006
270	002-0009	380	405-0001		304-0008
271	002-0009	381	405-0001	470	304-0007 304-0006
272	002-0009	382	405-0001		304-0008
291	327-0027	383	379-0013	472	304-0007 304-0006
294	327-0028	384	379-0015		304-0008
301	254-0001	385	401-0001	474	304-0007 304-0006
310		386	401-0004 401-0003		304-0008
311		389	379-0016		

CONCORDANCE OF CANSIM I MATRICES TO CANSIM II TABLES

MATRIX	TABLE	MATRIX	TABLE	MATRIX	TABLE
476	304-0007 304-0006	524	126-0001	577	328-0013 328-0002
	304-0008	528	131-0001	578	328-0013 328-0002
478	304-0007 304-0006	529	131-0001	579	328-0013 328-0002
	304-0008	530	131-0001	580	328-0013 328-0002
480	304-0007 304-0006	531	131-0001	581	328-0013 328-0002
	304-0008	532	131-0001	582	328-0013 328-0002
482	304-0007 304-0006	534	131-0001	591	133-0003
	304-0008	535	131-0001	592	133-0003
484	304-0007 304-0006	536	131-0001	593	133-0004
	304-0008	537	131-0001	594	133-0001
486	304-0007 304-0006	538	131-0001	595	133-0002
	304-0008	539	126-0001	599	380-0043
488	304-0007 304-0006	540	126-0001	600	380-0044
	304-0008	541	126-0001	626	134-0001
490	304-0007 304-0006	542	126-0001	627	134-0002
	304-0008	543	126-0001	628	134-0004
492	304-0007 304-0006	544	126-0001	629	134-0004
	304-0008	545	126-0001	630	134-0004
494	304-0007 304-0006	546	126-0001	631	134-0004
	304-0008	547	126-0001	632	134-0004
496	304-0007 304-0006	548	131-0002	633	134-0004
	304-0008	550	328-0013 328-0002	634	134-0004
498	304-0007 304-0006	551	328-0013 328-0002	635	134-0004
	304-0008	552	328-0013 328-0002	636	134-0004
500	304-0003	553	328-0013 328-0002	637	134-0004
501	304-0003	554	328-0013 328-0002	638	134-0004
502	304-0003	555	328-0013 328-0002	639	134-0004
503	304-0003	556	328-0013 328-0002	640	134-0004
504	304-0003	557	328-0013 328-0002	641	134-0004
505	304-0003	558	328-0013 328-0002	642	134-0004
506	304-0003	559	328-0013 328-0002	643	134-0004
507	304-0003	560	328-0013 328-0002	644	134-0004
508	304-0003	561	328-0013 328-0002	645	134-0004
509	304-0003	562	328-0013 328-0002	646	134-0004
510	304-0003	563	328-0013 328-0002	647	134-0004
511	304-0003	564	328-0013 328-0002	648	081-0002
512	304-0003 304-0013	565	328-0013 328-0002	649	081-0002
513	304-0003 304-0013	566	328-0013 328-0002	655	329-0036
514	304-0003 304-0013	567	328-0013 328-0002	656	329-0036
515	304-0003 304-0013	568	328-0013 328-0002	657	329-0036
516	304-0003	569	328-0013 328-0002	658	329-0036
517	304-0003	570	328-0013 328-0002	659	329-0036
518	304-0005	571	328-0013 328-0002	660	329-0036
519	304-0005	572	328-0013 328-0002	661	329-0036
520	304-0004	573	328-0013 328-0002	662	329-0036
521	131-0001	574	328-0013 328-0002	663	329-0036
522	131-0001	575	328-0013 328-0002	664	329-0036
523	126-0001	576	328-0013 328-0002	665	329-0036

CONCORDANCE OF CANSIM I MATRICES TO CANSIM II TABLES

MATRIX	TABLE	MATRIX	TABLE	MATRIX	TABLE
666	329-0036	740	378-0001	791	378-0004
667	329-0036	741	378-0001	792	378-0004
668	329-0036	742	378-0001	793	378-0004
669	329-0036	743	378-0001	794	378-0003
670	329-0036	744	378-0001	795	378-0004
671	329-0036	745	378-0004	796	378-0001
672	329-0036	746	378-0004	797	378-0001
673	329-0036	747	378-0004	798	378-0005
674	329-0037	748	378-0002	807	382-0002
700	378-0004	749	378-0001	808	382-0003
701	378-0001	750	378-0002	809	409-0003
702	378-0001	751	378-0004	810	409-0003
703	378-0001	753	378-0004	811	409-0003
704	378-0001	754	378-0004	812	409-0003
705	378-0001	755	378-0004	813	409-0003
706	378-0001	756	378-0004	814	409-0003
707	378-0001	757	378-0004	815	409-0003
708	378-0001	758	378-0004	816	409-0003
709	378-0001	759	378-0004	817	409-0003
710	378-0001	760	378-0004	818	409-0003
711	378-0001	761	378-0004	820	409-0001
712	378-0001	762	378-0004	821	409-0005
713	378-0001	763	378-0004	822	409-0005
714	378-0001	764	378-0004	823	409-0002
715	378-0001	765	378-0004	824	409-0005
716	378-0001	766	378-0004	825	409-0005
717	378-0001	767	378-0004	826	409-0005
718	378-0001	768	378-0004	827	409-0005
719	378-0001	769	378-0004	828	409-0005
720	378-0001	770	378-0004	829	409-0005
721	378-0001	771	378-0004	830	409-0003
722	378-0001	772	378-0004	831	409-0003
723	378-0001	773	378-0004	832	409-0003
724	378-0001	774	378-0004	833	409-0005
725	378-0001	775	378-0004	834	409-0005
726	378-0001	776	378-0004	835	409-0002
727	378-0004	777	378-0004	836	409-0005
728	378-0001	779	378-0004	837	409-0005
729	378-0001	780	378-0004	838	409-0005
730	378-0001	781	378-0004	839	409-0005
731	378-0001	782	378-0004	840	409-0005
732	378-0001	783	378-0004	841	409-0005
733	378-0001	784	378-0004	842	409-0003
734	378-0001	785	378-0004	843	409-0003
735	378-0001	787	378-0004	844	409-0003
737	378-0001	788	378-0004	845	409-0005
738	378-0001	789	378-0004	846	409-0005
739	378-0001	790	378-0004	847	409-0002

CONCORDANCE OF CANSIM I MATRICES TO CANSIM II TABLES

MATRIX	TABLE	MATRIX	TABLE	MATRIX	TABLE
848	409-0005	913	176-0011 176-0012	990	026-0001
849	409-0005	914	176-0015	991	026-0004
850	409-0005	915	176-0054	992	026-0006
851	409-0005	916	176-0024	993	026-0006
852	409-0005	917	176-0028	994	026-0007
853	409-0005	918	176-0029	995	026-0007
854	409-0003	919	176-0025	996	002-0016
855	409-0003	920	176-0017	1002	
856	409-0003	921	176-0020 176-0036	1003	
857	409-0004	922	176-0056	1004	
858	409-0005	923	176-0022 176-0021	1005	
859	409-0005	924	176-0055	1006	
860	409-0002	925	176-0046	1011	
861	409-0005	926	176-0064	1012	
862	409-0005	927	176-0058	1013	
863	409-0005	928	176-0006	1020	
864	409-0005	929	176-0007	1025	001-0017
865	409-0005	930	176-0018 176-0019	1026	001-0017
866	409-0005	931	176-0018 176-0019	1027	001-0017
867	409-0003	932	176-0018 176-0019	1028	001-0017
868	409-0003	933	176-0049 176-0050	1029	001-0017
869	409-0003	934	176-0059	1030	001-0017
870	409-0005	935	176-0060	1031	001-0017
871	409-0005	936	176-0016	1032	001-0017
872	409-0002	937	176-0016	1033	001-0017
873	409-0005	938	176-0063	1034	001-0017
874	409-0005	939	176-0045	1035	001-0017
875	409-0005	940	176-0045	1036	001-0017
876	409-0005	941	176-0048	1037	001-0017
877	409-0005	942	001-0025	1038	001-0020
878	409-0005	943	001-0025	1039	001-0017
879	409-0003	944	001-0025	1040	001-0017
880	409-0003	945	001-0025	1041	001-0019
881	409-0003	946	001-0025	1042	001-0017
897	188-0001	947	001-0025	1043	001-0019
898	188-0002	948	001-0025	1044	001-0014
900	176-0013	951	303-0014	1045	001-0026
901	176-0013	956	327-0003	1046	001-0018
902	176-0001 176-0002	958	327-0003	1047	001-0018
903	176-0003	964	329-0036	1048	001-0018
904	176-0032	976	001-0001	1049	001-0017
905	176-0014	977	001-0001	1050	001-0019
907	176-0065	978	001-0001	1051	001-0019
908	176-0068	979	001-0001	1052	129-0002
909	176-0006	980	001-0001	1053	129-0003
910	176-0007	981	001-0001	1054	129-0003
911	176-0008 176-0009	987	026-0012	1055	129-0004
912	176-0010	989	026-0002	1056	001-0007

CONCORDANCE OF CANSIM I MATRICES TO CANSIM II TABLES

MATRIX	TABLE	MATRIX	TABLE	MATRIX	TABLE
1057	001-0008	1142	003-0062	1214	029-0033
1058	001-0006	1143	003-0062	1218	029-0033
1066	029-0034	1144	003-0020	1222	029-0035
1067	029-0034	1145	003-0022	1226	029-0035
1068	029-0034 029-0035	1146	003-0022	1230	029-0036
1069	029-0034 029-0035	1147	003-0064	1329	003-0076
1070	029-0034 029-0035	1148	003-0064	1330	003-0047
1071	029-0034 029-0035	1150	003-0032	1331	003-0049
1072	029-0034 029-0035	1151	003-0032	1332	003-0048
1073	029-0034 029-0035	1152	003-0065	1333	003-0049
1074	029-0034	1153	003-0026	1334	003-0048
1075	029-0034 029-0035	1154	003-0066	1335	003-0050
1076	029-0034 029-0035	1155	003-0066	1336	003-0050
1077	029-0034 029-0035	1156	003-0068 003-0069	1337	003-0048
1078	029-0034 029-0035	1158	003-0072	1338	003-0048
1079	029-0034 029-0035	1159	003-0065	1339	003-0048
1080	029-0034 029-0035	1160	003-0028	1342	003-0051
1084		1161	003-0066	1344	003-0053
1085		1162	003-0070 003-0071	1345	003-0052
1086		1163	003-0073	1346	003-0054
1087		1164	003-0077 003-0078	1347	003-0055
1088		1166	003-0031	1348	003-0056
1089		1167	003-0065	1349	003-0047
1090		1168	003-0028	1350	003-0047
1091		1169	003-0066	1351	003-0047
1092		1170	003-0070 003-0071	1352	003-0047
1093		1171	003-0074	1353	003-0047
1094		1172	003-0067	1354	003-0047
1095		1173	003-0067	1355	003-0047
1096		1174	003-0075	1356	003-0047
1097		1175	003-0037 003-0036	1357	003-0047
1100	003-0025	1176	003-0037 003-0036	1371	001-0013
1101	003-0025	1177	003-0037 003-0036	1372	001-0013
1102	003-0025	1178	003-0037 003-0036	1373	001-0032
1103	003-0025	1179	003-0037	1374	001-0032
1104	003-0025	1180	003-0059	1375	001-0013
1105	003-0025	1181	003-0059	1376	001-0013
1106	003-0025	1182	003-0035	1377	001-0013
1107	003-0025	1183	003-0035	1378	001-0013
1108	003-0025	1184	003-0060	1379	001-0013
1109	003-0025	1185	003-0016	1380	001-0013
1110	003-0025	1186	003-0061	1381	001-0032
1136	003-0017	1190	029-0032	1382	001-0032
1137	003-0017	1194	029-0033	1383	001-0013
1138	003-0063	1198	029-0033	1384	001-0013
1139	003-0018	1202	029-0033	1385	001-0013
1140	003-0019	1206	029-0033	1386	001-0013
1141	003-0018	1210	029-0033	1387	001-0013

CONCORDANCE OF CANSIM I MATRICES TO CANSIM II TABLES

MATRIX	TABLE	MATRIX	TABLE	MATRIX	TABLE
1388	001-0013	1446	281-0019	1497	281-0020
1389	001-0013	1447	281-0020	1498	281-0021
1390	001-0032	1448	281-0021	1502	281-0020
1391	001-0032	1452	281-0020	1503	281-0021
1392	001-0013	1453	281-0021	1507	281-0020
1393	001-0009	1454	281-0022	1508	281-0021
1394	001-0034	1455	281-0022	1509	281-0013
1395	001-0009	1456	281-0019	1510	281-0014
1396	001-0034	1457	281-0020	1511	281-0014
1397	001-0034	1458	281-0021	1512	281-0020
1398	001-0034	1459	281-0022	1513	281-0021
1399	001-0009	1460	281-0022	1514	281-0022
1400	001-0033	1461	281-0019	1515	281-0022
1401	001-0009	1462	281-0020	1516	281-0019
1402	001-0009	1463	281-0021	1517	281-0020
1403	001-0009	1464	281-0022	1518	281-0021
1404	001-0009	1465	281-0022	1519	281-0022
1405	001-0009	1466	281-0019	1520	281-0022
1406	001-0033	1467	281-0020	1521	281-0019
1407	001-0012	1468	281-0021	1522	281-0020
1408	001-0002	1469	281-0022	1523	281-0021
1409	001-0002	1470	281-0022	1524	281-0022
1410	001-0002	1471	281-0019	1525	281-0022
1418	404-0002	1472	281-0020	1526	281-0019
1419	404-0002	1473	281-0021	1527	281-0020
1420	178-0001	1474	281-0022	1528	281-0021
1423	405-0002	1475	281-0022	1529	281-0022
1424	405-0002	1476	281-0019	1530	281-0022
1426	405-0003	1477	281-0020	1531	281-0019
1427	405-0003	1478	281-0021	1532	281-0020
1428	405-0002	1479	281-0022	1533	281-0021
1429	405-0002	1480	281-0022	1534	281-0022
1430	404-0002	1481	281-0019	1535	281-0022
1431	404-0001	1482	281-0020	1536	281-0019
1432	281-0020	1483	281-0021	1537	281-0020
1433	281-0021	1484	281-0022	1538	281-0021
1434	281-0022	1485	281-0022	1542	281-0020
1435	281-0022	1486	281-0019	1543	281-0021
1436	281-0019	1487	281-0020	1544	281-0022
1437	281-0020	1488	281-0021	1545	281-0022
1438	281-0021	1489	281-0022	1546	281-0019
1439	281-0022	1490	281-0022	1547	281-0020
1440	281-0022	1491	281-0019	1548	281-0021
1441	281-0019	1492	281-0020	1549	281-0022
1442	281-0020	1493	281-0021	1550	281-0022
1443	281-0021	1494	281-0022	1551	281-0019
1444	281-0022	1495	281-0022	1552	281-0020
1445	281-0022	1496	281-0019	1553	281-0021

CONCORDANCE OF CANSIM I MATRICES TO CANSIM II TABLES

MATRIX	TABLE	MATRIX	TABLE	MATRIX	TABLE
1554	281-0022	1605	281-0022	1653	281-0021
1555	281-0022	1606	281-0019	1654	281-0022
1556	281-0019	1607	281-0020	1655	281-0022
1557	281-0020	1608	281-0021	1656	281-0019
1558	281-0021	1609	281-0022	1657	281-0020
1559	281-0022	1610	281-0022	1658	281-0021
1560	281-0022	1611	281-0019	1659	281-0022
1561	281-0019	1612	281-0020	1660	281-0022
1562	281-0020	1613	281-0021	1661	281-0019
1563	281-0021	1614	281-0022	1662	281-0020
1567	281-0020	1615	281-0022	1663	281-0021
1568	281-0021	1616	281-0019	1664	281-0022
1569	281-0022	1617	281-0020	1665	281-0022
1570	281-0022	1618	281-0021	1666	281-0019
1571	281-0019	1619	281-0022	1667	281-0020
1572	281-0020	1620	281-0022	1668	281-0021
1573	281-0021	1621	281-0019	1669	281-0022
1574	281-0022	1622	281-0020	1670	281-0022
1575	281-0022	1623	281-0021	1671	281-0019
1576	281-0019	1624	281-0022	1672	281-0020
1577	281-0020	1625	281-0022	1673	281-0021
1578	281-0021	1626	281-0019	1674	281-0022
1579	281-0022	1627	281-0020	1675	281-0022
1580	281-0022	1628	281-0021	1676	281-0019
1581	281-0019	1629	281-0022	1677	281-0020
1582	281-0020	1630	281-0022	1678	281-0021
1583	281-0021	1631	281-0019	1679	281-0022
1584	281-0022	1632	281-0020	1680	281-0022
1585	281-0022	1633	281-0021	1681	281-0019
1586	281-0019	1634	281-0022	1682	281-0020
1587	281-0020	1635	281-0022	1683	281-0021
1588	281-0021	1636	281-0019	1687	281-0020
1589	281-0022	1637	281-0020	1688	281-0021
1590	281-0022	1638	281-0021	1689	281-0022
1591	281-0019	1639	281-0022	1690	281-0022
1592	281-0020	1640	281-0022	1691	281-0019
1593	281-0021	1641	281-0019	1692	281-0020
1594	281-0022	1642	281-0020	1693	281-0021
1595	281-0022	1643	281-0021	1694	281-0022
1596	281-0019	1644	281-0022	1695	281-0022
1597	281-0020	1645	281-0022	1696	281-0019
1598	281-0021	1646	281-0019	1697	281-0020
1599	281-0022	1647	281-0020	1698	281-0021
1600	281-0022	1648	281-0021	1699	281-0022
1601	281-0019	1649	281-0022	1700	281-0022
1602	281-0020	1650	281-0022	1701	281-0019
1603	281-0021	1651	281-0019	1702	281-0020
1604	281-0022	1652	281-0020	1703	281-0021

CONCORDANCE OF CANSIM I MATRICES TO CANSIM II TABLES

MATRIX	TABLE	MATRIX	TABLE	MATRIX	TABLE
1707	281-0020	1756	281-0019	1818	357-0001
1708	281-0021	1757	281-0020	1819	353-0001
1709	281-0022	1758	281-0021	1820	353-0002
1710	281-0022	1759	281-0022	1821	353-0002
1711	281-0019	1760	281-0022	1822	353-0001
1712	281-0020	1761	281-0019	1823	353-0001
1713	281-0021	1762	281-0020	1824	353-0001
1714	281-0015	1763	281-0021	1825	353-0001
1715	281-0015	1764	281-0022	1826	353-0001
1717	281-0020	1765	281-0022	1827	353-0001
1718	281-0021	1766	281-0019	1828	353-0001
1719	281-0022	1767	281-0020	1829	353-0001
1720	281-0022	1768	281-0021	1835	387-0001
1721	281-0019	1769	281-0022	1836	387-0001
1722	281-0020	1770	281-0022	1837	387-0001
1723	281-0021	1771	281-0019	1838	387-0001
1724	281-0022	1772	281-0020	1839	387-0001
1725	281-0022	1773	281-0021	1840	387-0001
1726	281-0019	1774	281-0022	1841	387-0001
1727	281-0020	1775	281-0022	1842	387-0001
1728	281-0021	1776	281-0019	1843	387-0001
1729	281-0022	1777	281-0020	1844	387-0002
1730	281-0022	1778	281-0021	1845	387-0002
1731	281-0019	1779	281-0022	1846	387-0002
1732	281-0020	1780	281-0022	1847	387-0003
1733	281-0021	1781	281-0019	1848	387-0003
1734	281-0022	1782	281-0020	1849	387-0004
1735	281-0022	1783	281-0021	1850	387-0005
1736	281-0019	1784	281-0022	1851	387-0006
1737	281-0020	1785	281-0022	1852	387-0007
1738	281-0021	1786	281-0019	1853	387-0008
1739	281-0022	1801	356-0001	1854	387-0009
1740	281-0022	1802	356-0002	1870	329-0002
1741	281-0019	1803	357-0001	1871	329-0003
1742	281-0020	1804	357-0001	1872	329-0004
1743	281-0021	1805	357-0001	1873	329-0005 329-0006
1744	281-0022	1806	357-0001	1874	329-0007
1745	281-0022	1807	357-0001	1875	329-0008
1746	281-0019	1808	357-0001	1876	329-0009 329-0010
1747	281-0020	1809	357-0001	1877	329-0011 329-0012
1748	281-0021	1810	357-0001	1878	329-0001
1749	281-0022	1811	357-0001	1879	330-0001
1750	281-0022	1812	357-0001	1880	329-0013
1751	281-0019	1813	357-0001	1900	328-0003
1752	281-0020	1814	357-0001	1901	328-0004
1753	281-0021	1815	357-0001	1902	328-0005
1754	281-0022	1816	357-0001	1903	328-0006
1755	281-0022	1817	357-0001	1904	328-0007

CONCORDANCE OF CANSIM I MATRICES TO CANSIM II TABLES

MATRIX	TABLE	MATRIX	TABLE	MATRIX	TABLE
1905	328-0008	2033	327-0018	2081	376-0036
1906	328-0009	2034	327-0018	2082	376-0036
1907	328-0010	2035	327-0019	2083	376-0036
1908	328-0011	2036	327-0019	2084	376-0036
1909	328-0012	2037	327-0020	2085	376-0036
1960	329-0025	2038	327-0020	2086	376-0036
1961	329-0026	2039	327-0030	2087	376-0036
1962	329-0027	2040	327-0017	2088	376-0036
1963	329-0028	2041	327-0006	2089	376-0036
1964	329-0029	2042	327-0034	2090	376-0036
1965	329-0030	2043	327-0035	2091	376-0036
1966	329-0031	2044	327-0031	2092	376-0036
1967	329-0032	2045	327-0032	2093	376-0036
1970	329-0033	2046	327-0033	2094	376-0036
1979	329-0024	2047	327-0007	2095	376-0036
1980	330-0003	2048	327-0007	2096	376-0036
1981	329-0014	2049	327-0007	2097	376-0036
2000	329-0015	2050	328-0001	2098	376-0036
2001	329-0016	2051	328-0001	2099	376-0036
2002	329-0017	2052	328-0001	2100	376-0036
2003	329-0018	2053	328-0001	2101	376-0036
2004	329-0019	2054	328-0001	2102	376-0036
2005	329-0020	2055	328-0001	2103	376-0036
2006	329-0021	2056	328-0001	2104	376-0036
2007	329-0022	2057	328-0001	2105	376-0036
2008	329-0023	2058	328-0001	2106	376-0036
2009	330-0002	2059	328-0001	2107	376-0036
2010	328-0003	2060	328-0001	2190	376-0036
2011	328-0004	2061	328-0001	2191	376-0036
2012	328-0005	2062	328-0001	2192	376-0036
2013	328-0006	2063	328-0001	2193	376-0036
2014	328-0007	2064	376-0036	2194	376-0036
2015	328-0008	2065	376-0036	2195	376-0036
2016	328-0009	2066	376-0036	2196	376-0036
2017	328-0010	2067	376-0036	2197	376-0036
2018	328-0011	2068	376-0036	2198	252-0002
2019	328-0012	2069	376-0036	2199	252-0002
2020	329-0024	2070	376-0036	2200	252-0001
2021	327-0036	2071	376-0036	2230	252-0003
2022	327-0010	2072	376-0036	2231	252-0003
2023	327-0013	2073	376-0036	2232	252-0003
2024	327-0014	2074	376-0036	2233	252-0003
2025	327-0016	2075	376-0036	2235	252-0003
2026	327-0012	2076	376-0036	2236	252-0003
2027	327-0012	2077	376-0036	2238	252-0003
2028	327-0038	2078	376-0036	2239	252-0003
2031	327-0024	2079	376-0036	2241	252-0003
2032	327-0029	2080	376-0036	2242	252-0003

CONCORDANCE OF CANSIM I MATRICES TO CANSIM II TABLES

MATRIX	TABLE	MATRIX	TABLE	MATRIX	TABLE
2244	252-0004	2301	080-0006	2378	376-0021 376-0023
2245	252-0004	2302	080-0006		376-0022
2246	252-0004	2303	080-0006	2379	376-0024 376-0026
2247	252-0004	2304	080-0006		376-0025
2249	252-0004	2306	080-0006	2380	376-0027 376-0029
2250	252-0004	2307	080-0006		376-0028
2252	252-0004	2308	080-0006	2395	080-0009
2253	252-0004	2309	080-0006	2396	080-0010
2255	252-0004	2310	080-0006	2397	080-0002
2256	252-0004	2311	080-0006	2398	080-0004
2259	002-0019	2312	080-0006	2399	080-0001
2260	002-0010 002-0011	2313	080-0006	2400	080-0001
2261	002-0010 002-0011	2315	080-0006	2401	080-0002
2262	002-0010 002-0011	2316	080-0006	2402	080-0002
2263	002-0010 002-0011	2317	080-0006	2403	080-0002
2264	002-0010 002-0011	2320	080-0006	2404	080-0002
2265	002-0010 002-0011	2321	080-0006	2405	080-0002
2266	002-0010 002-0011	2322	080-0008	2406	080-0002
2267	002-0010 002-0011	2325	376-0012	2407	080-0002
2268	002-0011 002-0010	2326	376-0013	2408	080-0002
2269	002-0010 002-0011	2327	376-0043 376-0044	2409	080-0002
2270	002-0010 002-0011		376-0014 376-0015	2410	080-0002
2271	002-0010 002-0011		376-0016 376-0017	2411	080-0002
2272	002-0010 002-0011	2328	376-0018	2412	080-0002
2276	003-0002	2329	376-0019	2413	080-0002
2277	003-0002	2330	376-0020	2414	080-0002
2278	003-0002	2354	376-0046 376-0045	2415	080-0002
2279	003-0002	2355	376-0008 376-0010	2416	080-0002
2280	003-0002		376-0009 376-0011	2417	080-0002
2281	003-0002	2360	376-0001 376-0002	2418	080-0002
2282	003-0002	2361	376-0001 376-0002	2419	080-0005
2283	003-0002	2362	376-0001 376-0002	2420	080-0003
2284	003-0002	2363	376-0001 376-0002	2450	
2285	003-0002	2364	376-0001 376-0002	2451	
2286	003-0001	2365	376-0001 376-0002	2452	
2287	003-0001	2366	376-0001 376-0002	2453	
2288	003-0001	2367	376-0001 376-0002	2454	
2289	003-0001	2368	376-0006 376-0007	2455	
2290	003-0001	2369	376-0005	2456	
2291	003-0001	2370	376-0003 376-0004	2457	
2292	003-0001	2371	376-0003 376-0004	2460	
2293	003-0001	2372	376-0003 376-0004	2461	
2294	003-0001	2373	376-0003 376-0004	2462	
2295	003-0001	2374	376-0003 376-0004	2480	
2296	003-0001	2375	376-0003 376-0004	2481	
2297	003-0001	2376	376-0003 376-0004	2482	
2299	080-0002	2377	376-0003 376-0004	2483	
2300	080-0006 080-0007			2484	

CONCORDANCE OF CANSIM I MATRICES TO CANSIM II TABLES

MATRIX	TABLE	MATRIX	TABLE	MATRIX	TABLE
2485		2568	176-0030 176-0031	2627	384-0015
2486		2569	176-0027	2628	384-0015
2487		2570	176-0027	2629	384-0015
2488		2581	384-0018	2630	384-0015
2489		2582	384-0018	2631	384-0015
2490		2583	384-0018	2632	384-0015
2491		2584	384-0018	2633	384-0015
2500		2585	384-0018	2634	384-0016
2510	428-0002 428-0001	2586	384-0018	2635	384-0020
2522	176-0059	2587	384-0018	2636	384-0034
2523	176-0060	2588	384-0018	2645	001-0023
2524	176-0052 176-0053	2589	384-0018	2646	001-0023
2525	176-0067	2590	384-0018	2647	001-0023
2526	176-0041	2591	384-0018	2648	001-0024
2527	176-0042	2592	384-0018	2650	001-0015
2530	176-0057	2593	384-0018	2651	001-0015
2531	176-0057	2594	384-0018	2652	001-0015
2533	451-0010	2596	384-0021	2653	001-0015
2534	451-0012	2597	384-0021	2654	001-0015
2535	451-0001	2598	384-0021	2655	001-0015
2536	451-0016	2599	384-0021	2656	001-0015
2537	451-0011 451-0006	2600	384-0021	2661	427-0001
2538	451-0017	2601	384-0021	2662	427-0001
2540	451-0005	2602	384-0021	2663	427-0001
2541	451-0004	2603	384-0021	2664	427-0001
2542	451-0014	2604	384-0021	2665	427-0001
2543		2605	384-0021	2666	427-0001
2544	176-0004 176-0005	2606	384-0021	2667	427-0001
2545	176-0044	2607	384-0021	2668	427-0001
2546	451-0015	2608	384-0021	2669	427-0001
2547	451-0008	2609	384-0021	2670	427-0001
2548	451-0002	2610	384-0014	2671	427-0001
2549	451-0013	2611	384-0014	2672	427-0001
2550	176-0039 176-0040	2612	384-0014	2673	427-0003
2551	176-0034	2613	384-0014	2674	427-0003
2552	176-0035	2614	384-0014	2675	427-0003
2553	176-0051	2615	384-0014	2676	427-0003
2554	451-0007	2616	384-0014	2677	427-0003
2557	176-0033	2617	384-0014	2678	427-0003
2558	176-0037 176-0038	2618	384-0014	2679	427-0003
2559	176-0037 176-0038	2619	384-0014	2680	427-0003
2560	176-0043	2620	384-0014	2681	427-0003
2562	176-0061	2621	384-0014	2682	427-0003
2563	176-0062	2622	384-0015	2683	427-0003
2564	176-0026	2623	384-0015	2684	427-0003
2565	176-0066	2624	384-0015	2685	427-0002
2566	176-0047	2625	384-0015	2686	427-0002
2567	176-0023	2626	384-0015	2687	427-0002

CONCORDANCE OF CANSIM I MATRICES TO CANSIM II TABLES

MATRIX	TABLE	MATRIX	TABLE	MATRIX	TABLE
2688	427-0002	2775	409-0005	2914	281-0018
2689	427-0002	2776	409-0005	2915	281-0018
2690	427-0002	2777	409-0005	2916	281-0018
2691	427-0002	2778	409-0005	2917	281-0018
2692	427-0002	2779	409-0005	2918	281-0018
2693	427-0002	2840	302-0004	2919	281-0018
2694	427-0002	2841	302-0005	2920	281-0018
2695	427-0005	2842	302-0006	2921	281-0018
2696	427-0004	2843	302-0001	2922	281-0018
2697	427-0004	2844	302-0002	2923	281-0018
2698	427-0006	2845	302-0003	2924	281-0018
2720	183-0004	2849	029-0027	2925	281-0018
2728	183-0005	2850	029-0026	2926	281-0018
2730	183-0006	2855	029-0025	2927	281-0018
2731	183-0006	2860	183-0002	2928	281-0018
2740	426-0007	2861	183-0003	2929	281-0018
2741	426-0007	2863	183-0002	2930	281-0018
2742	426-0007	2864	183-0002	2931	281-0018
2743	426-0008	2866	183-0002	2932	281-0019
2744	426-0009	2867	385-0002	2933	281-0019
2745	426-0010	2868	385-0002	2934	281-0019
2746	426-0011	2869	385-0001	2935	281-0019
2747	426-0012	2870	385-0001	2936	281-0019
2750	409-0005	2871	385-0003	2937	281-0019
2751	409-0005	2872	385-0003	2938	281-0019
2752	409-0005	2873	385-0004	2939	281-0019
2753	409-0005	2874	385-0004	2940	281-0019
2754	409-0005	2875	385-0001	2941	281-0019
2755	409-0005	2876	385-0001	2942	281-0019
2756	409-0005	2877	385-0007	2943	281-0019
2757	409-0005	2879	385-0005	2944	281-0018
2758	409-0005	2880	385-0005	2945	281-0018
2759	409-0005	2881	385-0008	2946	281-0019
2760	409-0005	2883	385-0009	2947	281-0018
2761	409-0005	2884	385-0009	2948	281-0018
2762	409-0005	2890	329-0034	2949	281-0019
2763	409-0005	2891	329-0035	2950	281-0018
2764	409-0005	2892	330-0004	2951	281-0018
2765	409-0005	2893	330-0005	2952	281-0019
2766	409-0005	2904	303-0034	2953	281-0018
2767	409-0005	2905	303-0035	2954	281-0018
2768	409-0005	2906	303-0036	2955	281-0019
2769	409-0005	2908	281-0018	2956	281-0018
2770	409-0005	2909	281-0018	2957	281-0018
2771	409-0005	2910	281-0018	2958	281-0019
2772	409-0005	2911	281-0018	2959	281-0018
2773	409-0005	2912	281-0018	2960	281-0018
2774	409-0005	2913	281-0018	2961	281-0019

CONCORDANCE OF CANSIM I MATRICES TO CANSIM II TABLES

MATRIX	TABLE	MATRIX	TABLE	MATRIX	TABLE
2962	281-0018	3010	281-0018	3058	281-0018
2963	281-0018	3011	281-0018	3059	281-0018
2964	281-0019	3012	281-0019	3060	281-0019
2965	281-0018	3013	281-0018	3061	281-0018
2966	281-0018	3014	281-0018	3062	281-0018
2967	281-0019	3015	281-0019	3063	281-0019
2968	281-0018	3016	281-0018	3064	281-0018
2969	281-0018	3017	281-0018	3065	281-0018
2970	281-0019	3018	281-0019	3066	281-0019
2971	281-0018	3019	281-0018	3067	281-0018
2972	281-0018	3020	281-0018	3068	281-0018
2973	281-0019	3021	281-0019	3069	281-0019
2974	281-0018	3022	281-0018	3070	281-0018
2975	281-0018	3023	281-0018	3071	281-0018
2976	281-0019	3024	281-0019	3072	281-0019
2977	281-0018	3025	281-0018	3073	281-0018
2978	281-0018	3026	281-0018	3074	281-0018
2979	281-0019	3027	281-0019	3075	281-0019
2980	281-0018	3028	281-0018	3076	281-0018
2981	281-0018	3029	281-0018	3077	281-0018
2982	281-0019	3030	281-0019	3078	281-0019
2983	281-0018	3031	281-0018	3079	281-0018
2984	281-0018	3032	281-0018	3080	281-0018
2985	281-0019	3033	281-0019	3081	281-0019
2986	281-0018	3034	281-0018	3082	281-0018
2987	281-0018	3035	281-0018	3083	281-0018
2988	281-0019	3036	281-0019	3084	281-0019
2989	281-0018	3037	281-0018	3085	281-0018
2990	281-0018	3038	281-0018	3086	281-0018
2991	281-0019	3039	281-0019	3087	281-0019
2992	281-0018	3040	281-0018	3088	281-0018
2993	281-0018	3041	281-0018	3089	281-0018
2994	281-0019	3042	281-0019	3090	281-0019
2995	281-0018	3043	281-0018	3091	281-0018
2996	281-0018	3044	281-0018	3092	281-0018
2997	281-0019	3045	281-0019	3093	281-0019
2998	281-0018	3046	281-0018	3101	
2999	281-0018	3047	281-0018	3102	
3000	281-0019	3048	281-0019	3103	
3001	281-0018	3049	281-0018	3104	
3002	281-0018	3050	281-0018	3105	
3003	281-0019	3051	281-0019	3106	
3004	281-0018	3052	281-0018	3107	
3005	281-0018	3053	281-0018	3108	
3006	281-0019	3054	281-0019	3109	
3007	281-0018	3055	281-0018	3110	
3008	281-0018	3056	281-0018	3111	
3009	281-0019	3057	281-0019	3112	

CONCORDANCE OF CANSIM I MATRICES TO CANSIM II TABLES

MATRIX	TABLE	MATRIX	TABLE	MATRIX	TABLE
3113		3185	376-0033	3263	385-0014
3114		3186	376-0033	3264	385-0014
3115		3188	376-0033	3265	385-0014
3116		3189	376-0033	3266	385-0014
3117		3190	376-0033	3267	385-0015
3118		3192	376-0033	3268	385-0016
3119		3193	376-0033	3269	385-0015
3120		3194	376-0033	3270	385-0016
3121		3195	376-0033	3271	385-0015
3122		3197	376-0034	3272	385-0015
3123		3198	385-0017	3275	179-0001
3124		3199	385-0010	3276	179-0001
3125		3200	385-0014	3277	179-0001
3126		3201	385-0014	3278	179-0001
3127		3202	385-0014	3279	179-0001
3128		3203	385-0014	3280	179-0001
3129		3204	385-0014	3281	179-0001
3130		3205	385-0014	3282	179-0001
3131		3206	385-0014	3283	179-0001
3132		3207	385-0014	3284	179-0001
3133		3208	385-0014	3285	179-0001
3134		3209	385-0014	3286	179-0001
3135		3210	385-0014	3287	179-0001
3140	028-0001	3211	385-0014	3288	179-0001
3150	029-0001	3212	385-0014	3289	179-0001
3151	029-0002	3213	385-0014	3290	179-0001
3152	029-0037	3241	385-0014	3291	179-0001
3153	029-0038	3242	385-0014	3292	179-0001
3154	029-0003	3243	385-0014	3293	179-0001
3155	029-0004	3244	385-0014	3294	179-0001
3167	451-0010	3245	385-0014	3295	179-0001
3168	451-0002	3246	385-0014	3296	179-0001
3169	451-0016	3247	385-0014	3300	385-0011
3170	451-0012	3248	385-0014	3301	385-0011
3171	451-0013	3249	385-0014	3302	385-0011
3172	451-0018	3250	385-0014	3303	385-0011
3173	451-0016	3251	385-0014	3304	385-0011
3174	451-0012	3252	385-0014	3305	385-0012
3175	451-0013	3253	385-0014	3306	385-0012
3176	451-0010	3254	385-0014	3307	385-0012
3177	451-0002	3255	385-0014	3308	385-0012
3178	376-0030	3256	385-0014	3309	385-0012
3179	451-0003	3257	385-0014	3310	385-0013
3180	376-0031	3258	385-0014	3311	385-0013
3181	376-0032	3259	385-0014	3312	385-0013
3182	376-0033	3260	385-0014	3313	385-0013
3183	376-0035	3261	385-0014	3314	385-0013
3184	376-0033	3262	385-0014	3315	385-0002

CONCORDANCE OF CANSIM I MATRICES TO CANSIM II TABLES

MATRIX	TABLE	MATRIX	TABLE	MATRIX	TABLE
3316	385-0005	3402	003-0014	3466	279-0002 279-0022
3317	385-0001	3403	003-0014		279-0011 279-0015
3318	385-0001	3404	003-0014	3467	279-0002 279-0011
3327	385-0007	3405	003-0014		279-0015
3328	385-0007	3406	003-0014	3468	279-0002 279-0022
3329	385-0007	3407	003-0014		279-0011 279-0015
3330	385-0007	3408	003-0014	3469	279-0002 279-0011
3331	181-0002	3409	003-0014		279-0015
3332	181-0002	3410	003-0014	3470	279-0002 279-0022
3333	181-0002	3411	003-0014		279-0011 279-0015
3334	181-0002	3412	003-0014	3471	279-0002 279-0011
3335	181-0002	3413	003-0015		279-0015
3336	181-0002	3414	003-0015	3472	279-0003 279-0023
3337	181-0002	3428	003-0034		279-0010 279-0014
3338	181-0002	3450	279-0001 279-0022		279-0020 279-0018
3339	181-0002		279-0009 279-0013	3473	279-0004 279-0023
3340	181-0002		279-0019 279-0017		279-0012 279-0016
3341	181-0002	3451	279-0001 279-0009	3474	279-0004 279-0023
3342	181-0002		279-0021 279-0013		279-0012 279-0016
3343	181-0002		279-0019 279-0017	3475	279-0004 279-0023
3344	181-0002	3452	279-0002 279-0022		279-0012 279-0016
3345	181-0002		279-0011 279-0015	3476	279-0004 279-0023
3346	181-0002	3453	279-0002 279-0011		279-0012 279-0016
3347	181-0002		279-0015	3477	279-0004 279-0023
3348	181-0002	3454	279-0002 279-0022		279-0012 279-0016
3349	181-0002		279-0011 279-0015	3478	279-0004 279-0023
3350	181-0002	3455	279-0002 279-0011		279-0012 279-0016
3351	181-0002		279-0015	3479	279-0004 279-0023
3352	181-0002	3456	279-0002 279-0022		279-0012 279-0016
3353	181-0002		279-0011 279-0015	3480	279-0004 279-0023
3354	181-0002	3457	279-0002 279-0011		279-0012 279-0016
3355	181-0002		279-0015	3481	279-0004 279-0023
3356	181-0002	3458	279-0002 279-0022		279-0012 279-0016
3357	181-0002		279-0011 279-0015	3482	279-0004 279-0023
3358	181-0002	3459	279-0002 279-0011		279-0012 279-0016
3380	002-0004		279-0015	3483	279-0007 279-0005
3381	002-0004	3460	279-0002 279-0022		279-0006
3382	002-0004		279-0011 279-0015	3484	279-0007 279-0006
3383	002-0004	3461	279-0002 279-0011	3485	279-0007 279-0005
3384	002-0004		279-0015		279-0006
3385	002-0004	3462	279-0002 279-0022	3486	279-0007 279-0005
3386	002-0004		279-0011 279-0015		279-0006
3387	002-0004	3463	279-0002 279-0011	3487	279-0007 279-0005
3388	002-0004		279-0015		279-0006
3389	002-0004	3464	279-0002 279-0022	3488	279-0007 279-0005
3390	002-0004		279-0011 279-0015		279-0006
3400	003-0015	3465	279-0002 279-0011	3489	279-0007 279-0005
3401	003-0040		279-0015		279-0006

CONCORDANCE OF CANSIM I MATRICES TO CANSIM II TABLES

MATRIX	TABLE	MATRIX	TABLE	MATRIX	TABLE		
3490	279-0007	279-0005	3562	001-0010	3616	228-0010	228-0011
	279-0006		3563	001-0010		228-0012	
3491	279-0007	279-0005	3564	001-0004	3618	228-0001	228-0002
	279-0006		3565	001-0010		228-0003	
3492	279-0007	279-0005	3571	002-0001	3619	228-0001	228-0002
	279-0006		3572	002-0001		228-0003	
3503	279-0008		3573	002-0001	3620	228-0010	228-0011
3515	279-0026		3574	002-0001		228-0012	
3516	279-0025		3575	002-0001	3621	228-0010	228-0011
3517	279-0028		3576	002-0001		228-0012	
3518	279-0027		3577	002-0001	3622	228-0010	228-0011
3519	279-0027		3578	002-0001		228-0012	
3520	279-0027		3579	002-0001	3623	228-0010	228-0011
3521	279-0027		3580	002-0001		228-0012	
3522	279-0027		3581	002-0001	3624	228-0010	228-0011
3523	279-0027		3582	002-0002		228-0012	
3524	279-0027		3583	002-0002	3625	228-0010	228-0011
3525	279-0027		3584	002-0002		228-0012	
3526	279-0027		3585	002-0002	3626	228-0019	228-0020
3527	279-0027		3586	002-0002		228-0021	
3528	279-0024		3587	002-0002	3627	228-0019	228-0020
3529	279-0026		3588	002-0002		228-0021	
3530	279-0025		3589	002-0002	3628	228-0019	228-0020
3531	279-0024		3590	002-0002		228-0021	
3532	279-0026		3591	002-0002	3629	228-0019	228-0020
3533	279-0025		3592	002-0002		228-0021	
3534	279-0024		3593	002-0005	3630	228-0034	
3541	001-0010		3594	002-0005	3631	228-0033	
3542	001-0010		3595	002-0005	3633	228-0013	228-0014
3543	001-0010		3596	002-0005		228-0015	
3544	001-0010		3597	002-0005	3634	228-0013	228-0014
3545	001-0010		3598	002-0005		228-0015	
3546	001-0010		3599	002-0005	3635	228-0013	228-0014
3547	001-0010		3600	002-0005		228-0015	
3548	001-0010		3601	002-0005	3636	228-0013	228-0014
3549	001-0010		3602	002-0005		228-0015	
3550	001-0010		3603	002-0005	3637	228-0013	228-0014
3551	001-0010		3611	228-0010		228-0015	
3552	001-0010			228-0012	3638	228-0013	228-0014
3553	001-0010		3612	228-0010		228-0015	
3554	001-0010			228-0012	3639	228-0022	228-0023
3555	001-0010		3613	228-0010		228-0024	
3556	001-0010			228-0012	3640	228-0022	228-0023
3557	001-0010		3614	228-0010		228-0024	
3558	001-0010			228-0012	3641	228-0022	228-0023
3559	001-0010		3615	228-0010		228-0024	
3560	001-0010			228-0012	3642	228-0022	228-0023
3561	001-0010					228-0024	

CONCORDANCE OF CANSIM I MATRICES TO CANSIM II TABLES

MATRIX	TABLE	MATRIX	TABLE	MATRIX	TABLE
3643	228-0016	228-0017	3685	228-0001	228-0002
	228-0018			228-0003	
3644	228-0016	228-0017	3686	227-0001	
	228-0018		3687	227-0001	
3649	228-0016	228-0017	3688	226-0001	
	228-0018		3689	226-0001	
3650	228-0016	228-0017	3690	226-0001	
	228-0018		3691	226-0001	
3651	228-0001	228-0002	3692	226-0001	
	228-0003		3693	226-0001	
3652	226-0008		3694	226-0001	
3653	226-0009		3695	226-0001	
3654	226-0009		3696	226-0001	
3655	226-0009		3697	226-0001	
3656	226-0009		3698	226-0001	
3657	226-0009		3699	226-0001	
3658	226-0009		3700	226-0010	
3659	226-0009		3701	226-0001	
3660	226-0009		3702	226-0001	
3661	226-0009		3703	226-0001	
3662	226-0009		3704	226-0001	
3663	226-0009		3705	226-0001	
3664	226-0009		3706	226-0001	
3665	226-0009		3707	226-0001	
3666	226-0009		3708	226-0001	
3667	226-0009		3709	226-0001	
3668	226-0009		3710	226-0001	
3669	226-0009		3711	226-0001	
3670	226-0009		3712	226-0010	
3671	226-0009		3713	226-0001	
3672	226-0009		3714	228-0032	
3673	226-0009		3715	228-0025	228-0026
3674	226-0009			228-0027	
3675	226-0009		3716	228-0025	228-0026
3676	226-0009			228-0027	
3677	226-0009		3717	228-0028	228-0029
3678	226-0009			228-0030	
3679	228-0031		3718	226-0005	
3680	228-0025	228-0026	3719	226-0006	
	228-0027		3720	226-0001	
3681	228-0025	228-0026	3721	029-0028	
	228-0027		3724	029-0029	
3682	228-0028	228-0029	3727	029-0029	
	228-0030		3730	029-0029	
3683	228-0016	228-0017	3733	029-0029	
	228-0018		3736	029-0031	
3684	228-0016	228-0017	3739	029-0031	
	228-0018		3742	029-0030	
					3745 029-0028
					3748 029-0028
					3751 029-0028
					3754 029-0028
					3757 029-0028
					3760 029-0028
					3763 029-0028
					3766 029-0028
					3769 029-0028
					3772 029-0028
					3776 385-0002
					3777 385-0002
					3778 385-0002
					3779 385-0002
					3780 385-0002
					3781 385-0002
					3782 385-0002
					3783 385-0002
					3784 385-0002
					3785 385-0002
					3786 385-0002
					3787 385-0002
					3788 385-0002
					3797 185-0001
					3800 185-0005
					3801 185-0006
					3802 185-0007
					3803 185-0008
					3804 185-0009
					3805 185-0010
					3806 185-0011
					3807 185-0012
					3808 185-0013
					3809 185-0014
					3815 185-0015
					3820 185-0016
					3822 426-0001
					3823 426-0002
					3824 426-0002
					3825 426-0003
					3826 426-0003
					3827 426-0004
					3828 426-0004
					3829 426-0005
					3830 426-0005
					3831 426-0006
					3834 185-0018
					3835 185-0019

CONCORDANCE OF CANSIM I MATRICES TO CANSIM II TABLES

MATRIX	TABLE	MATRIX	TABLE	MATRIX	TABLE
3836	185-0020	3917	187-0004	3965	187-0004
3837	185-0021	3918	187-0003	3966	187-0003
3838	185-0022	3919	187-0004	3967	187-0004
3839	185-0023	3920	187-0003	3968	187-0003
3840	185-0024	3921	187-0004	3969	187-0004
3841	185-0025	3922	187-0003	3970	187-0003
3842	185-0026	3923	187-0004	3971	187-0004
3843	185-0027	3924	187-0003	3974	187-0003
3844	185-0028	3925	187-0004	3975	187-0004
3845	185-0029	3926	187-0003	3976	187-0003
3849	185-0017	3927	187-0004	3977	187-0004
3857	185-0002	3928	187-0003	3978	187-0003
3858	185-0003	3929	187-0004	3979	187-0004
3859	185-0004	3930	187-0003	3980	187-0003
3883	185-0030	3931	187-0004	3981	187-0004
3884	185-0030	3932	187-0003	3985	127-0001
3885	185-0030	3933	187-0004	3986	127-0001
3886	185-0031	3934	187-0003	3987	127-0001
3887	227-0002	3935	187-0004	3988	127-0001
3888	226-0002	3936	187-0003	3989	127-0001
3889	226-0002	3937	187-0004	3990	127-0001
3890	226-0002	3938	187-0003	3991	127-0001
3891	226-0002	3939	187-0004	3992	127-0001
3892	226-0002	3940	187-0003	3993	127-0001
3893	226-0002	3941	187-0004	3994	127-0001
3894	226-0002	3942	187-0003	3995	127-0001
3895	226-0002	3943	187-0004	3996	127-0001
3896	226-0002	3944	187-0003	3997	127-0001
3897	226-0002	3945	187-0004	3998	127-0001
3898	226-0002	3946	187-0003	3999	127-0001
3899	226-0002	3947	187-0004	4000	327-0022
3900	226-0002	3948	187-0003	4002	327-0023
3901	226-0002	3949	187-0004	4015	327-0037
3902	226-0002	3950	187-0003	4016	327-0037
3903	226-0002	3951	187-0004	4027	327-0021
3904	226-0002	3952	187-0003	4039	327-0015
3905	226-0002	3953	187-0004	4041	278-0004
3906	226-0002	3954	187-0003	4042	278-0005
3907	226-0002	3955	187-0004	4043	278-0004
3908	226-0002	3956	187-0003	4044	278-0004
3909	226-0002	3957	187-0004	4045	278-0004
3910	226-0002	3958	187-0003	4046	278-0004
3911	226-0002	3959	187-0004	4047	278-0004
3912	226-0002	3960	187-0003	4048	278-0006
3913	226-0002	3961	187-0004	4049	278-0001
3914	187-0003	3962	187-0003	4050	278-0001
3915	187-0004	3963	187-0004	4051	278-0001
3916	187-0003	3964	187-0003	4052	278-0001

CONCORDANCE OF CANSIM I MATRICES TO CANSIM II TABLES

MATRIX	TABLE	MATRIX	TABLE	MATRIX	TABLE
4053	278-0001	4123	180-0001	4183	376-0037
4054	278-0001	4124	180-0001	4184	376-0037
4055	278-0001	4125	180-0001	4185	376-0037
4056	278-0001	4126	180-0001	4186	376-0037
4057	278-0001	4127	180-0001	4187	376-0037
4058	278-0002	4128	180-0001	4188	376-0038
4059	278-0002	4129	180-0001	4189	376-0038
4060	278-0002	4130	180-0001	4190	376-0039
4073	026-0005	4131	180-0001	4192	376-0049 376-0050
4079	030-0001	4132	180-0001	4193	376-0047 376-0048
4080	030-0001	4133	180-0001	4194	376-0041 376-0040
4081	030-0001	4134	180-0001	4195	376-0042
4082	030-0001	4135	180-0001	4263	
4083	030-0001	4136	180-0001	4264	
4084	030-0001	4137	180-0001	4265	
4085	030-0001	4138	180-0001	4266	
4086	030-0001	4139	180-0001	4267	
4087	030-0001	4140	180-0001	4268	
4088	030-0001	4141	180-0001	4269	
4089	030-0001	4142	180-0001	4270	
4090	030-0001	4143	180-0001	4271	
4093	030-0001	4144	180-0001	4272	
4094	030-0001	4145	180-0001	4273	
4095	030-0001	4146	180-0001	4274	
4099	182-0001	4147	180-0001	4275	
4100	180-0001	4148	180-0001	4276	
4101	180-0001	4149	180-0001	4277	
4102	180-0001	4150	180-0001	4278	
4103	180-0001	4151	180-0001	4279	
4104	180-0001	4152	180-0001	4280	
4105	180-0001	4153	180-0001	4281	
4106	180-0001	4154	180-0001	4282	
4107	180-0001	4155	180-0001	4285	281-0001 281-0005
4108	180-0001	4156	180-0001	4286	281-0001 281-0005
4109	180-0001	4157	180-0001	4287	281-0001 281-0005
4110	180-0001	4158	180-0001	4288	281-0002 281-0006
4111	180-0001	4159	180-0001	4289	281-0002 281-0006
4112	180-0001	4160	180-0001	4290	281-0002 281-0006
4113	180-0001	4161	180-0001	4291	281-0002 281-0006
4114	180-0001	4162	180-0001	4292	281-0002 281-0006
4115	180-0001	4163	180-0001	4293	281-0002 281-0006
4116	180-0001	4164	180-0001	4294	281-0003 281-0007
4117	180-0001	4165	180-0001	4295	281-0004 281-0008
4118	180-0001	4166	180-0001	4296	281-0004 281-0008
4119	180-0001	4167	180-0001	4297	281-0004 281-0008
4120	180-0001	4180	376-0037	4298	281-0004 281-0008
4121	180-0001	4181	376-0037	4299	281-0001 281-0005
4122	180-0001	4182	376-0037	4300	281-0001 281-0005

CONCORDANCE OF CANSIM I MATRICES TO CANSIM II TABLES

MATRIX	TABLE	MATRIX	TABLE	MATRIX	TABLE	
4301	281-0001	281-0005	4349	281-0002	281-0006	
4302	281-0002	281-0006	4350	281-0003	281-0007	
4303	281-0002	281-0006	4351	281-0004	281-0008	
4304	281-0002	281-0006	4352	281-0004	281-0008	
4305	281-0002	281-0006	4353	281-0004	281-0008	
4306	281-0002	281-0006	4354	281-0004	281-0008	
4307	281-0002	281-0006	4355	281-0001	281-0005	
4308	281-0003	281-0007	4356	281-0001	281-0005	
4309	281-0004	281-0008	4357	281-0001	281-0005	
4310	281-0004	281-0008	4358	281-0002	281-0006	
4311	281-0004	281-0008	4359	281-0002	281-0006	
4312	281-0004	281-0008	4360	281-0002	281-0006	
4313	281-0001	281-0005	4361	281-0002	281-0006	
4314	281-0001	281-0005	4362	281-0002	281-0006	
4315	281-0001	281-0005	4363	281-0002	281-0006	
4316	281-0002	281-0006	4364	281-0003	281-0007	
4317	281-0002	281-0006	4365	281-0004	281-0008	
4318	281-0002	281-0006	4366	281-0004	281-0008	
4319	281-0002	281-0006	4367	281-0004	281-0008	
4320	281-0002	281-0006	4368	281-0004	281-0008	
4321	281-0002	281-0006	4369	281-0001	281-0005	
4322	281-0003	281-0007	4370	281-0001	281-0005	
4323	281-0004	281-0008	4371	281-0001	281-0005	
4324	281-0004	281-0008	4372	281-0002	281-0006	
4325	281-0004	281-0008	4373	281-0002	281-0006	
4326	281-0004	281-0008	4374	281-0002	281-0006	
4327	281-0001	281-0005	4375	281-0002	281-0006	
4328	281-0001	281-0005	4376	281-0002	281-0006	
4329	281-0001	281-0005	4377	281-0002	281-0006	
4330	281-0002	281-0006	4378	281-0003	281-0007	
4331	281-0002	281-0006	4379	281-0004	281-0008	
4332	281-0002	281-0006	4380	281-0004	281-0008	
4333	281-0002	281-0006	4381	281-0004	281-0008	
4334	281-0002	281-0006	4382	281-0004	281-0008	
4335	281-0002	281-0006	4383	281-0001	281-0005	
4336	281-0003	281-0007	4384	281-0001	281-0005	
4337	281-0004	281-0008	4385	281-0001	281-0005	
4338	281-0004	281-0008	4386	281-0002	281-0006	
4339	281-0004	281-0008	4387	281-0002	281-0006	
4340	281-0004	281-0008	4388	281-0002	281-0006	
4341	281-0001	281-0005	4389	281-0002	281-0006	
4342	281-0001	281-0005	4390	281-0002	281-0006	
4343	281-0001	281-0005	4391	281-0002	281-0006	
4344	281-0002	281-0006	4392	281-0003	281-0007	
4345	281-0002	281-0006	4393	281-0004	281-0008	
4346	281-0002	281-0006	4394	281-0004	281-0008	
4347	281-0002	281-0006	4395	281-0004	281-0008	
4348	281-0002	281-0006	4396	281-0004	281-0008	
				4397	281-0001	281-0005
				4398	281-0001	281-0005
				4399	281-0001	281-0005
				4400	281-0002	281-0006
				4401	281-0002	281-0006
				4402	281-0002	281-0006
				4403	281-0002	281-0006
				4404	281-0002	281-0006
				4405	281-0002	281-0006
				4406	281-0003	281-0007
				4407	281-0004	281-0008
				4408	281-0004	281-0008
				4409	281-0004	281-0008
				4410	281-0004	281-0008
				4411	281-0001	281-0005
				4412	281-0001	281-0005
				4413	281-0001	281-0005
				4414	281-0002	281-0006
				4415	281-0002	281-0006
				4416	281-0002	281-0006
				4417	281-0002	281-0006
				4418	281-0002	281-0006
				4419	281-0002	281-0006
				4420	281-0003	281-0007
				4421	281-0004	281-0008
				4422	281-0004	281-0008
				4423	281-0004	281-0008
				4424	281-0004	281-0008
				4425	281-0001	281-0005
				4426	281-0001	281-0005
				4427	281-0001	281-0005
				4428	281-0002	281-0006
				4429	281-0002	281-0006
				4430	281-0002	281-0006
				4431	281-0002	281-0006
				4432	281-0002	281-0006
				4433	281-0002	281-0006
				4434	281-0003	281-0007
				4435	281-0004	281-0008
				4436	281-0004	281-0008
				4437	281-0004	281-0008
				4438	281-0004	281-0008
				4439	281-0001	281-0005
				4440	281-0001	281-0005
				4441	281-0001	281-0005
				4442	281-0002	281-0006
				4443	281-0002	281-0006
				4444	281-0002	281-0006

CONCORDANCE OF CANSIM I MATRICES TO CANSIM II TABLES

MATRIX	TABLE	MATRIX	TABLE	MATRIX	TABLE	
4445	281-0002	281-0006	4783	187-0008	4835	187-0005
4446	281-0002	281-0006	4784	187-0005	4836	187-0006
4447	281-0002	281-0006	4785	187-0006	4837	187-0007
4448	281-0003	281-0007	4786	187-0007	4838	187-0005
4449	281-0004	281-0008	4787	187-0008	4839	187-0006
4450	281-0004	281-0008	4788	187-0005	4840	187-0007
4451	281-0004	281-0008	4789	187-0006	4841	187-0005
4452	281-0004	281-0008	4790	187-0007	4842	187-0006
4453	281-0001	281-0005	4791	187-0008	4843	187-0007
4454	281-0001	281-0005	4796	187-0005	4844	187-0005
4455	281-0001	281-0005	4797	187-0006	4845	187-0006
4456	281-0002	281-0006	4798	187-0007	4846	187-0007
4457	281-0002	281-0006	4799	187-0005	4847	187-0005
4458	281-0002	281-0006	4800	187-0006	4848	187-0006
4459	281-0002	281-0006	4801	187-0007	4849	187-0007
4460	281-0002	281-0006	4802	187-0005	4850	187-0005
4461	281-0002	281-0006	4803	187-0006	4851	187-0006
4462	281-0003	281-0007	4804	187-0007	4852	187-0007
4463	281-0004	281-0008	4805	187-0005	4853	187-0005
4464	281-0004	281-0008	4806	187-0006	4854	187-0006
4465	281-0004	281-0008	4807	187-0007	4855	187-0007
4466	281-0004	281-0008	4808	187-0005	4856	187-0005
4493	281-0001		4809	187-0006	4857	187-0006
4494	281-0001		4810	187-0007	4858	187-0007
4665	379-0008		4811	187-0005	4859	187-0005
4666	379-0008		4812	187-0006	4860	187-0006
4667	379-0007		4813	187-0007	4861	187-0007
4668	379-0007		4814	187-0005	4862	187-0005
4671	379-0008		4815	187-0006	4863	187-0006
4672	379-0008		4816	187-0007	4864	187-0007
4673	379-0007		4817	187-0005	4865	187-0005
4674	379-0007		4818	187-0006	4866	187-0006
4677	379-0004		4819	187-0007	4867	187-0007
4678	379-0005		4820	187-0005	4868	187-0005
4679	379-0005		4821	187-0006	4869	187-0006
4680	379-0006		4822	187-0007	4870	187-0007
4681	379-0006		4823	187-0005	4871	187-0005
4763	379-0001		4824	187-0006	4872	187-0006
4764	379-0001		4825	187-0007	4873	187-0007
4765	379-0001		4826	187-0005	4874	187-0005
4766	379-0002		4827	187-0006	4875	187-0006
4767	379-0001		4828	187-0007	4876	187-0007
4768	379-0001		4829	187-0005	4877	187-0005
4769	379-0001		4830	187-0006	4878	187-0006
4770	379-0002		4831	187-0007	4879	187-0007
4780	187-0005		4832	187-0005	4880	187-0005
4781	187-0006		4833	187-0006	4881	187-0006
4782	187-0007		4834	187-0007	4882	187-0007

CONCORDANCE OF CANSIM I MATRICES TO CANSIM II TABLES

MATRIX	TABLE	MATRIX	TABLE	MATRIX	TABLE
4883	187-0005	4937	187-0005	5005	384-0024
4884	187-0006	4938	187-0006	5006	384-0024
4885	187-0007	4939	187-0007	5007	384-0025
4886	187-0005	4940	187-0005	5008	384-0025
4887	187-0006	4941	187-0006	5009	384-0026
4888	187-0007	4942	187-0007	5010	384-0026
4889	187-0005	4945	128-0001	5011	384-0027
4890	187-0006	4946	128-0001	5012	384-0027
4891	187-0007	4950	128-0003	5013	384-0028
4892	187-0005	4951	128-0003	5014	384-0028
4893	187-0006	4952	128-0003	5015	384-0029
4894	187-0007	4953	128-0003	5016	384-0029
4895	187-0005	4954	128-0003	5017	384-0030
4896	187-0006	4955	128-0003	5018	384-0030
4897	187-0007	4956	128-0003	5019	384-0031
4898	187-0005	4957	128-0003	5020	384-0031
4899	187-0006	4958	128-0003	5021	384-0032
4900	187-0007	4959	128-0003	5022	384-0032
4901	187-0005	4960	128-0003	5023	384-0033
4902	187-0006	4961	128-0003	5024	384-0033
4903	187-0007	4962	128-0003	5025	384-0034
4904	187-0005	4963	130-0001 130-0002	5026	384-0034
4905	187-0006		130-0003	5027	384-0027
4906	187-0007	4964	128-0004	5028	384-0027
4907	187-0005	4981	381-0002	5029	384-0027
4908	187-0006	4982	381-0002	5030	384-0027
4909	187-0007	4983	381-0002	5031	384-0027
4910	187-0005	4984	381-0002	5032	384-0027
4911	187-0006	4985	381-0002	5033	384-0027
4912	187-0007	4986	381-0002	5034	384-0027
4913	187-0005	4987	381-0002	5035	384-0027
4914	187-0006	4988	381-0002	5037	384-0027
4915	187-0007	4989	381-0002	5038	384-0028
4916	187-0005	4990	381-0002	5039	384-0028
4917	187-0006	4991	381-0002	5040	384-0028
4918	187-0007	4992	381-0002	5041	384-0028
4919	187-0005	4993	381-0002	5042	384-0028
4920	187-0006	4994	381-0002	5043	384-0028
4921	187-0007	4995	384-0014	5044	384-0028
4928	187-0005	4996	384-0014	5045	384-0028
4929	187-0006	4997	384-0015	5046	384-0028
4930	187-0007	4998	384-0015	5048	384-0029
4931	187-0005	4999	384-0022	5049	384-0029
4932	187-0006	5000	384-0022	5050	384-0029
4933	187-0007	5001	384-0022	5051	384-0029
4934	187-0005	5002	384-0022	5052	384-0029
4935	187-0006	5003	384-0023	5053	384-0029
4936	187-0007	5004	384-0023	5054	384-0029

CONCORDANCE OF CANSIM I MATRICES TO CANSIM II TABLES

MATRIX	TABLE	MATRIX	TABLE	MATRIX	TABLE
5055	384-0029	5107	180-0002	5155	180-0002
5056	384-0029	5108	180-0002	5156	180-0002
5058	384-0030	5109	180-0002	5157	180-0002
5059	384-0030	5110	180-0002	5158	180-0002
5060	384-0030	5111	180-0002	5159	180-0002
5061	384-0030	5112	180-0002	5160	180-0002
5062	384-0030	5113	180-0002	5161	180-0002
5063	384-0030	5114	180-0002	5162	180-0002
5064	384-0030	5115	180-0002	5163	180-0002
5065	384-0030	5116	180-0002	5164	180-0002
5066	384-0030	5117	180-0002	5165	180-0002
5067	384-0031	5118	180-0002	5166	180-0002
5068	384-0031	5119	180-0002	5167	180-0002
5069	384-0031	5120	180-0002	5168	180-0002
5070	384-0031	5121	180-0002	5169	180-0002
5071	384-0031	5122	180-0002	5170	180-0002
5072	384-0031	5123	180-0002	5171	180-0002
5073	384-0031	5124	180-0002	5172	180-0002
5074	384-0031	5125	180-0002	5173	180-0002
5075	384-0031	5126	180-0002	5174	180-0002
5076	384-0031	5127	180-0002	5175	180-0002
5078	384-0031	5128	180-0002	5176	180-0002
5079	384-0033	5129	180-0002	5177	180-0002
5080	384-0033	5130	180-0002	5178	180-0002
5081	384-0033	5131	180-0002	5179	180-0002
5082	384-0033	5132	180-0002	5180	180-0002
5083	384-0033	5133	180-0002	5181	180-0002
5084	384-0033	5134	180-0002	5182	180-0002
5085	384-0033	5135	180-0002	5183	180-0002
5086	384-0033	5136	180-0002	5184	180-0002
5087	384-0033	5137	180-0002	5185	180-0002
5089	384-0034	5138	180-0002	5186	180-0002
5090	384-0034	5139	180-0002	5187	180-0002
5091	384-0034	5140	180-0002	5188	180-0002
5092	384-0034	5141	180-0002	5189	180-0002
5093	384-0034	5142	180-0002	5190	180-0002
5094	384-0034	5143	180-0002	5191	180-0002
5095	384-0034	5144	180-0002	5192	180-0002
5096	384-0034	5145	180-0002	5193	180-0002
5097	384-0034	5146	180-0002	5194	180-0002
5099	384-0034	5147	180-0002	5195	180-0002
5100	180-0002	5148	180-0002	5196	180-0002
5101	180-0002	5149	180-0002	5197	180-0002
5102	180-0002	5150	180-0002	5198	180-0002
5103	180-0002	5151	180-0002	5199	180-0002
5104	180-0002	5152	180-0002	5200	180-0002
5105	180-0002	5153	180-0002	5201	180-0002
5106	180-0002	5154	180-0002	5202	180-0002

CONCORDANCE OF CANSIM I MATRICES TO CANSIM II TABLES

MATRIX	TABLE	MATRIX	TABLE	MATRIX	TABLE
5203	180-0002	5251	180-0002	5299	180-0002
5204	180-0002	5252	180-0002	5300	180-0002
5205	180-0002	5253	180-0002	5301	180-0002
5206	180-0002	5254	180-0002	5302	180-0002
5207	180-0002	5255	180-0002	5303	180-0002
5208	180-0002	5256	180-0002	5304	180-0002
5209	180-0002	5257	180-0002	5305	180-0002
5210	180-0002	5258	180-0002	5306	180-0002
5211	180-0002	5259	180-0002	5307	180-0002
5212	180-0002	5260	180-0002	5308	180-0002
5213	180-0002	5261	180-0002	5309	180-0002
5214	180-0002	5262	180-0002	5310	180-0002
5215	180-0002	5263	180-0002	5311	180-0002
5216	180-0002	5264	180-0002	5312	180-0002
5217	180-0002	5265	180-0002	5313	180-0002
5218	180-0002	5266	180-0002	5314	180-0002
5219	180-0002	5267	180-0002	5315	180-0002
5220	180-0002	5268	180-0002	5316	180-0002
5221	180-0002	5269	180-0002	5317	180-0002
5222	180-0002	5270	180-0002	5318	180-0002
5223	180-0002	5271	180-0002	5319	180-0002
5224	180-0002	5272	180-0002	5320	180-0002
5225	180-0002	5273	180-0002	5321	180-0002
5226	180-0002	5274	180-0002	5322	180-0002
5227	180-0002	5275	180-0002	5323	180-0002
5228	180-0002	5276	180-0002	5324	180-0002
5229	180-0002	5277	180-0002	5325	180-0002
5230	180-0002	5278	180-0002	5326	181-0001
5231	180-0002	5279	180-0002	5327	181-0001
5232	180-0002	5280	180-0002	5328	181-0001
5233	180-0002	5281	180-0002	5329	181-0001
5234	180-0002	5282	180-0002	5330	181-0001
5235	180-0002	5283	180-0002	5331	181-0001
5236	180-0002	5284	180-0002	5332	181-0001
5237	180-0002	5285	180-0002	5333	181-0001
5238	180-0002	5286	180-0002	5334	181-0001
5239	180-0002	5287	180-0002	5335	181-0001
5240	180-0002	5288	180-0002	5336	181-0001
5241	180-0002	5289	180-0002	5337	181-0001
5242	180-0002	5290	180-0002	5338	181-0001
5243	180-0002	5291	180-0002	5339	181-0001
5244	180-0002	5292	180-0002	5340	181-0001
5245	180-0002	5293	180-0002	5341	181-0001
5246	180-0002	5294	180-0002	5342	181-0001
5247	180-0002	5295	180-0002	5343	181-0001
5248	180-0002	5296	180-0002	5344	181-0001
5249	180-0002	5297	180-0002	5345	181-0001
5250	180-0002	5298	180-0002	5346	181-0001

CONCORDANCE OF CANSIM I MATRICES TO CANSIM II TABLES

MATRIX	TABLE	MATRIX	TABLE	MATRIX	TABLE
5347	181-0001	5397	301-0001	5448	301-0001
5348	181-0001	5398	301-0001	5449	301-0001
5349	181-0001	5400	301-0001	5450	301-0001
5350	181-0001	5401	301-0001	5451	301-0001
5351	181-0001	5402	301-0001	5452	301-0001
5352	181-0001	5403	301-0001	5453	301-0001
5353	181-0001	5404	301-0001	5454	301-0001
5354	181-0001	5405	301-0001	5455	301-0001
5355	181-0001	5406	301-0001	5456	301-0001
5356	181-0001	5407	301-0001	5457	301-0001
5357	181-0001	5408	301-0001	5458	301-0001
5358	181-0001	5409	301-0001	5459	301-0001
5359	181-0001	5411	301-0001	5460	301-0001
5360	181-0001	5412	301-0001	5461	301-0001
5361	181-0001	5413	301-0001	5462	301-0001
5362	181-0001	5414	301-0001	5463	301-0001
5363	181-0001	5415	301-0001	5464	301-0001
5364	181-0001	5416	301-0001	5465	301-0001
5365	181-0001	5417	301-0001	5466	301-0001
5366	181-0001	5418	301-0001	5467	301-0001
5367	181-0001	5419	301-0001	5468	301-0001
5368	181-0001	5420	301-0001	5469	301-0001
5369	181-0001	5421	301-0001	5470	301-0001
5371	301-0001	5422	301-0001	5471	301-0001
5372	301-0001	5423	301-0001	5472	301-0001
5373	301-0001	5424	301-0001	5473	301-0001
5374	301-0001	5425	301-0001	5474	301-0001
5375	301-0001	5426	301-0001	5475	301-0001
5376	301-0001	5427	301-0001	5476	301-0001
5378	301-0001	5428	301-0001	5477	301-0001
5379	301-0001	5429	301-0001	5478	301-0001
5380	301-0001	5430	301-0001	5479	301-0001
5381	301-0001	5431	301-0001	5480	301-0001
5382	301-0001	5432	301-0001	5481	301-0001
5383	301-0001	5433	301-0001	5482	301-0001
5384	301-0001	5434	301-0001	5483	301-0001
5385	301-0001	5435	301-0001	5484	301-0001
5386	301-0001	5436	301-0001	5485	301-0001
5387	301-0001	5438	301-0001	5486	301-0001
5388	301-0001	5439	301-0001	5487	301-0001
5389	301-0001	5440	301-0001	5488	301-0001
5390	301-0001	5441	301-0001	5489	301-0001
5391	301-0001	5442	301-0001	5490	301-0001
5392	301-0001	5443	301-0001	5491	301-0001
5393	301-0001	5444	301-0001	5492	301-0001
5394	301-0001	5445	301-0001	5493	301-0001
5395	301-0001	5446	301-0001	5494	301-0001
5396	301-0001	5447	301-0001	5495	301-0001

CONCORDANCE OF CANSIM I MATRICES TO CANSIM II TABLES

MATRIX	TABLE	MATRIX	TABLE	MATRIX	TABLE
5496	301-0001	5545	301-0001	5593	001-0034
5497	301-0001	5546	301-0001	5594	001-0034
5498	301-0001	5547	301-0001	5595	001-0034
5499	301-0001	5548	301-0001	5596	001-0034
5500	301-0001	5549	301-0001	5597	001-0035
5501	301-0001	5550	301-0001	5598	001-0035
5502	301-0001	5551	301-0001	5599	001-0035
5503	301-0001	5552	301-0001	5600	001-0035
5504	301-0001	5553	301-0001	5601	001-0035
5505	301-0001	5554	301-0001	5602	001-0035
5506	301-0001	5555	301-0001	5603	001-0035
5507	301-0001	5556	301-0001	5604	001-0035
5508	301-0001	5557	301-0001	5605	001-0036
5509	301-0001	5558	301-0001	5606	001-0036
5510	301-0001	5559	301-0001	5607	001-0036
5511	301-0001	5560	301-0001	5608	001-0036
5512	301-0001	5561	301-0001	5609	001-0033
5513	301-0001	5562	301-0001	5610	001-0033
5514	301-0001	5563	301-0001	5611	001-0016
5515	301-0001	5564	301-0001	5612	001-0015
5516	301-0001	5565	301-0001	5613	001-0038
5517	301-0001	5566	301-0001	5614	001-0013
5518	301-0001	5567	301-0001	5615	001-0013
5519	301-0001	5568	301-0001	5616	001-0032
5520	301-0001	5569	301-0001	5617	001-0032
5521	301-0001	5570	301-0001	5618	001-0032
5522	301-0001	5571	301-0001	5619	001-0032
5523	301-0001	5572	301-0001	5620	001-0032
5524	301-0001	5573	301-0001	5624	001-0032
5525	301-0001	5574	301-0001	5627	001-0032
5526	301-0001	5575	301-0001	5628	001-0003
5528	301-0001	5576	301-0001	5629	001-0011
5529	301-0001	5577	301-0001	5630	001-0015
5530	301-0001	5578	301-0001	5631	002-0003
5531	301-0001	5579	301-0001	5632	003-0007
5532	301-0001	5580	301-0001	5633	003-0007
5533	301-0001	5581	301-0001	5634	003-0007
5534	301-0001	5582	301-0001	5635	003-0007
5535	301-0001	5583	301-0001	5636	003-0007
5536	301-0001	5584	301-0001	5637	003-0007
5537	301-0001	5585	301-0001	5638	003-0007
5538	301-0001	5586	301-0001	5639	003-0021
5539	301-0001	5587	001-0034	5640	003-0021
5540	301-0001	5588	001-0034	5644	003-0058
5541	301-0001	5589	001-0033	5645	003-0030
5542	301-0001	5590	001-0033	5650	003-0011
5543	301-0001	5591	001-0034	5651	003-0008
5544	301-0001	5592	001-0034	5652	003-0012

CONCORDANCE OF CANSIM I MATRICES TO CANSIM II TABLES

MATRIX	TABLE	MATRIX	TABLE	MATRIX	TABLE
5653	003-0009	5704	276-0005	5768	381-0003
5654	003-0009	5705	276-0001	5769	381-0003
5655	003-0010	5706	276-0002	5770	381-0003
5656	003-0010	5707	276-0003	5771	381-0003
5657	003-0010	5708	276-0006	5772	051-0004
5658	003-0029	5709	276-0012 276-0006	5773	051-0004
5659	003-0029	5710	276-0006	5774	051-0004
5660	003-0010	5711	276-0006	5775	051-0004
5661	003-0010	5712	276-0006	5776	051-0004
5662	003-0046	5713	276-0006	5777	051-0004
5663	003-0046	5714	276-0012 276-0006	5778	051-0004
5664	003-0010	5715	276-0006	5779	051-0004
5665	003-0010	5716	276-0006	5780	427-0001
5666	003-0007	5717	276-0006	5781	427-0001
5667	003-0033	5718	276-0010	5782	427-0001
5671	003-0044	5719	276-0010	5783	427-0001
5672	003-0045	5720	276-0008	5784	427-0001
5673	003-0010	5721	276-0014	5785	427-0001
5674	001-0011	5722	276-0013	5786	427-0001
5675	003-0023	5723	276-0014	5787	427-0001
5676	003-0024	5724	276-0013	5788	427-0001
5677	003-0024	5725	276-0013	5789	427-0001
5678	002-0008	5726	276-0013	5790	427-0001
5679	001-0011	5727	276-0013	5791	427-0001
5680	001-0011	5729	276-0007	5792	427-0001
5681	001-0011	5730	276-0007	5793	427-0001
5682	001-0011	5731	051-0017	5794	427-0001
5683	001-0011	5735	276-0009	5795	427-0001
5684	001-0011	5736	276-0009	5796	427-0001
5685	001-0011	5749	280-0001	5797	427-0001
5686	001-0037	5750	381-0003	5798	427-0001
5687	001-0005	5751	381-0003	5800	427-0001
5688	001-0039	5752	381-0003	5801	427-0001
5689	003-0039	5753	381-0003	5803	427-0001
5690	003-0038	5754	381-0003	5804	427-0001
5691	003-0022	5755	381-0003	5805	427-0001
5692	003-0013	5756	381-0003	5806	427-0001
5693	003-0013	5757	381-0003	5807	427-0001
5694	003-0013	5758	381-0003	5808	427-0001
5695	003-0013	5759	381-0003	5809	427-0001
5696	003-0013	5760	381-0003	5810	427-0001
5697	003-0013	5761	381-0003	5811	427-0001
5698	003-0013	5762	381-0003	5812	427-0001
5699	003-0013	5763	381-0003	5813	427-0001
5700	276-0004	5764	381-0003	5814	427-0001
5701	276-0004	5765	381-0003	5815	427-0001
5702	276-0005	5766	381-0003	5816	427-0001
5703	276-0005	5767	381-0003	5817	427-0001

CONCORDANCE OF CANSIM I MATRICES TO CANSIM II TABLES

MATRIX	TABLE	MATRIX	TABLE	MATRIX	TABLE
5818	427-0001	5867	427-0001	5917	427-0001
5819	427-0001	5868	427-0001	5918	427-0001
5820	427-0001	5869	427-0001	5919	427-0001
5821	427-0001	5870	427-0001	5920	427-0001
5822	427-0001	5871	427-0001	5921	427-0001
5823	427-0001	5872	427-0001	5922	427-0001
5824	427-0001	5873	427-0001	5924	427-0001
5825	427-0001	5874	427-0001	5925	427-0001
5826	427-0001	5875	427-0001	5927	427-0001
5827	427-0001	5876	427-0001	5928	427-0001
5828	427-0001	5877	427-0001	5929	427-0001
5829	427-0001	5878	427-0001	5930	427-0001
5830	427-0001	5879	427-0001	5931	427-0001
5831	427-0001	5880	427-0001	5932	427-0001
5832	427-0001	5881	427-0001	5933	427-0001
5833	427-0001	5882	427-0001	5934	427-0001
5834	427-0001	5883	427-0001	5935	427-0001
5835	427-0001	5884	427-0001	5937	427-0001
5836	427-0001	5885	427-0001	5938	427-0001
5837	427-0001	5886	427-0001	5939	427-0001
5838	427-0001	5887	427-0001	5940	427-0001
5840	427-0001	5888	427-0001	5941	427-0001
5841	427-0001	5889	427-0001	5942	427-0001
5842	427-0001	5890	427-0001	5943	427-0001
5843	427-0001	5891	427-0001	5945	427-0001
5844	427-0001	5892	427-0001	5946	427-0001
5845	427-0001	5893	427-0001	5947	427-0001
5846	427-0001	5894	427-0001	5948	427-0001
5847	427-0001	5895	427-0001	5949	427-0001
5848	427-0001	5896	427-0001	5950	427-0001
5849	427-0001	5897	427-0001	5951	427-0001
5850	427-0001	5898	427-0001	5952	427-0001
5851	427-0001	5899	427-0001	5953	427-0001
5852	427-0001	5900	427-0001	5954	427-0001
5853	427-0001	5902	427-0001	5956	427-0001
5854	427-0001	5903	427-0001	5958	427-0001
5855	427-0001	5904	427-0001	5960	427-0001
5856	427-0001	5905	427-0001	5961	427-0001
5857	427-0001	5906	427-0001	5962	427-0001
5858	427-0001	5907	427-0001	5963	427-0001
5859	427-0001	5909	427-0001	5964	427-0001
5860	427-0001	5910	427-0001	5965	427-0001
5861	427-0001	5911	427-0001	5966	427-0001
5862	427-0001	5912	427-0001	5967	427-0001
5863	427-0001	5913	427-0001	5968	427-0001
5864	427-0001	5914	427-0001	5969	427-0001
5865	427-0001	5915	427-0001	5970	427-0001
5866	427-0001	5916	427-0001	5971	427-0001

CONCORDANCE OF CANSIM I MATRICES TO CANSIM II TABLES

MATRIX	TABLE	MATRIX	TABLE	MATRIX	TABLE
5972	427-0001	6021	427-0001	6173	051-0032
5973	427-0001	6022	427-0001	6174	051-0032
5974	427-0001	6023	427-0001	6175	051-0032
5975	427-0001	6024	427-0001	6176	051-0032
5976	427-0001	6025	427-0001	6177	051-0032
5977	427-0001	6026	427-0001	6178	051-0032
5978	427-0001	6027	427-0001	6179	051-0032
5979	427-0001	6028	427-0001	6180	051-0032
5980	427-0001	6030	427-0001	6181	051-0032
5981	427-0001	6031	427-0001	6182	051-0032
5982	427-0001	6032	427-0001	6183	051-0032
5983	427-0001	6033	427-0001	6184	051-0032
5984	427-0001	6035	427-0001	6185	051-0032
5985	427-0001	6036	427-0001	6186	051-0032
5986	427-0001	6037	427-0001	6190	051-0022
5987	427-0001	6038	427-0001	6191	051-0022
5988	427-0001	6040	427-0001	6192	051-0023
5989	427-0001	6041	427-0001	6193	051-0023
5990	427-0001	6042	427-0001	6194	051-0023
5991	427-0001	6043	427-0001	6195	051-0023
5992	427-0001	6044	427-0001	6196	051-0023
5993	427-0001	6045	427-0001	6197	051-0023
5994	427-0001	6046	427-0001	6198	051-0023
5995	427-0001	6047	427-0001	6199	051-0023
5996	427-0001	6048	427-0001	6200	051-0023
5997	427-0001	6049	427-0001	6201	051-0023
5998	427-0001	6151	051-0032	6202	051-0023
5999	427-0001	6152	051-0032	6213	051-0010
6000	427-0001	6153	051-0032	6214	051-0010
6001	427-0001	6154	051-0032	6215	051-0010
6002	427-0001	6155	051-0032	6216	051-0010
6003	427-0001	6156	051-0032	6217	051-0010
6004	427-0001	6157	051-0032	6218	051-0010
6005	427-0001	6158	051-0032	6219	051-0010
6006	427-0001	6159	051-0032	6220	051-0010
6007	427-0001	6160	051-0032	6221	051-0010
6008	427-0001	6161	051-0032	6222	051-0010
6009	427-0001	6162	051-0032	6223	051-0010
6011	427-0001	6163	051-0032	6224	051-0010
6012	427-0001	6164	051-0032	6225	051-0010
6013	427-0001	6165	051-0032	6226	051-0010
6014	427-0001	6166	051-0032	6227	051-0010
6015	427-0001	6167	051-0032	6230	051-0022
6016	427-0001	6168	051-0032	6231	051-0022
6017	427-0001	6169	051-0032	6232	051-0023
6018	427-0001	6170	051-0032	6233	051-0023
6019	427-0001	6171	051-0032	6234	051-0023
6020	427-0001	6172	051-0032	6235	051-0023

CONCORDANCE OF CANSIM I MATRICES TO CANSIM II TABLES

MATRIX	TABLE	MATRIX	TABLE	MATRIX	TABLE
6236	051-0023	6314	051-0012	6364	385-0007
6237	051-0023	6315	051-0012	6365	051-0019 051-0018
6238	051-0023	6316	051-0011	6366	051-0019 051-0018
6239	051-0023	6317	051-0011	6367	051-0001
6240	051-0023	6318	051-0011	6368	051-0001
6241	051-0023	6319	051-0011	6369	051-0001
6242	051-0023	6320	051-0011	6370	051-0001
6250	301-0001	6321	051-0011	6371	051-0001
6251	301-0001	6322	051-0011	6372	051-0001
6252	301-0001	6323	051-0011	6373	051-0001
6253	301-0001	6324	051-0011	6374	051-0001
6270	051-0011	6325	051-0011	6375	051-0001
6271	051-0011	6326	051-0011	6376	051-0001
6272	051-0011	6327	051-0011	6377	051-0001
6273	051-0011	6328	051-0011	6378	051-0001
6274	051-0011	6329	051-0011	6379	051-0001
6275	051-0011	6330	051-0011	6380	051-0013
6276	051-0011	6331	051-0011	6381	051-0002
6277	051-0011	6332	051-0011	6382	051-0002
6278	051-0011	6333	051-0011	6383	051-0002
6279	051-0011	6334	051-0011	6384	051-0002
6280	051-0011	6335	051-0011	6385	051-0002
6281	051-0011	6336	051-0011	6386	051-0002
6282	051-0011	6337	051-0011	6387	051-0002
6283	051-0011	6338	051-0011	6388	051-0002
6284	051-0011	6339	051-0011	6389	051-0002
6285	051-0011	6340	051-0011	6390	051-0002
6286	051-0011	6341	051-0011	6391	051-0002
6287	051-0011	6343	051-0003	6392	051-0002
6288	051-0011	6345	385-0005	6393	051-0002
6289	051-0011	6346	385-0005	6396	051-0011
6290	051-0011	6347	385-0005	6397	051-0011
6291	051-0011	6348	385-0005	6398	051-0011
6292	051-0011	6349	385-0005	6399	051-0011
6293	051-0011	6350	385-0005	6400	051-0012
6294	051-0011	6351	385-0005	6401	051-0012
6295	051-0011	6352	385-0005	6402	051-0011
6303	051-0012	6353	385-0005	6403	051-0011
6304	051-0012	6354	385-0005	6404	051-0011
6305	051-0012	6355	385-0005	6405	051-0011
6306	051-0012	6356	385-0005	6406	051-0002
6307	051-0012	6357	385-0005	6407	051-0002
6308	051-0012	6358	385-0007	6408	051-0001
6309	051-0012	6359	385-0007	6409	051-0001
6310	051-0012	6360	385-0007	6430	051-0026
6311	051-0012	6361	385-0007	6431	051-0026
6312	051-0012	6362	385-0007	6432	051-0026
6313	051-0012	6363	385-0007	6433	051-0026

CONCORDANCE OF CANSIM I MATRICES TO CANSIM II TABLES

MATRIX	TABLE	MATRIX	TABLE	MATRIX	TABLE
6434	051-0026	6510	051-0033	6563	380-0010
6435	051-0026	6511	051-0033	6564	380-0011
6436	051-0026	6512	051-0033	6565	380-0011
6437	051-0026	6513	051-0029	6566	380-0012
6438	051-0026	6516	051-0009	6567	380-0012
6439	051-0026	6520	380-0001	6568	380-0013
6440	051-0026	6521	380-0002	6569	380-0013
6441	051-0026	6522	380-0002	6570	380-0007
6442	051-0026	6523	380-0003	6571	380-0014
6456	051-0028	6524	380-0004	6572	380-0015
6457	051-0027	6525	380-0005	6573	380-0007
6458	051-0027	6526	380-0006	6574	380-0014
6459	051-0027	6527	380-0006	6575	380-0015
6460	051-0027	6528	380-0007	6576	380-0034
6461	051-0027	6529	380-0007	6577	380-0033
6462	051-0027	6530	380-0007	6578	380-0033
6463	051-0027	6531	380-0007	6579	380-0033
6464	051-0027	6532	380-0008	6580	380-0035
6465	051-0027	6533	380-0031	6581	380-0034
6466	051-0027	6534	380-0009	6582	380-0033
6467	051-0027	6535	380-0009	6583	380-0033
6468	051-0027	6536	380-0010	6584	380-0033
6469	051-0027	6537	380-0010	6585	380-0035
6470	051-0020	6538	380-0011	6596	382-0001
6471	051-0021	6539	380-0011	6597	382-0001
6486	051-0030	6540	380-0012	6598	382-0001
6487	051-0031	6541	380-0012	6599	382-0001
6488	051-0031	6542	380-0013	6600	382-0001
6489	051-0031	6543	380-0013	6601	382-0001
6490	051-0031	6544	380-0003	6602	382-0001
6491	051-0031	6545	380-0003	6603	382-0001
6492	051-0031	6546	380-0003	6604	382-0001
6493	051-0031	6547	380-0001	6605	382-0001
6494	051-0031	6548	380-0002	6606	382-0001
6496	051-0030	6549	380-0002	6607	382-0001
6497	051-0031	6550	380-0004	6608	382-0001
6498	051-0031	6551	380-0005	6609	382-0001
6499	051-0031	6552	380-0006	6610	382-0001
6500	051-0031	6553	380-0006	6611	382-0001
6501	051-0031	6554	380-0007	6612	382-0001
6502	051-0031	6555	380-0007	6613	382-0001
6503	051-0031	6556	380-0007	6614	382-0001
6504	051-0031	6557	380-0007	6615	382-0001
6505	051-0031	6558	380-0008	6616	382-0001
6506	051-0031	6559	380-0031	6617	382-0001
6507	051-0033	6560	380-0009	6618	382-0001
6508	051-0033	6561	380-0009	6619	382-0001
6509	051-0033	6562	380-0010	6620	382-0001

CONCORDANCE OF CANSIM I MATRICES TO CANSIM II TABLES

MATRIX	TABLE	MATRIX	TABLE	MATRIX	TABLE
6621	382-0001	6770	384-0023	6818	384-0032
6622	382-0001	6771	384-0023	6819	384-0032
6623	382-0001	6772	384-0023	6820	384-0032
6624	382-0001	6773	384-0023	6821	384-0032
6625	382-0001	6774	384-0023	6822	384-0032
6626	382-0001	6775	384-0023	6823	384-0032
6627	380-0039	6776	384-0023	6824	384-0032
6634	380-0041	6777	384-0023	6825	384-0032
6655	382-0004	6778	384-0023	6840	380-0040
6656	380-0049	6779	384-0023	6845	380-0042
6658	380-0045	6780	384-0024	6848	301-0001
6661	380-0048	6781	384-0024	6849	301-0001
6662	380-0050	6782	384-0024	6850	301-0001
6663	380-0050	6783	384-0024	6851	301-0001
6664	380-0050	6784	384-0024	6852	301-0001
6665	382-0005	6785	384-0024	6853	301-0001
6666	380-0052	6786	384-0024	6854	301-0001
6667	380-0053	6787	384-0024	6855	301-0001
6668	380-0051	6788	384-0024	6856	301-0001
6669	380-0047	6789	384-0024	6857	301-0001
6686	380-0054	6790	384-0024	6858	301-0001
6692	380-0055	6791	384-0025	6859	301-0001
6700	380-0046	6792	384-0025	6860	301-0001
6745	384-0022	6793	384-0025	6861	301-0001
6746	384-0022	6794	384-0025	6862	301-0001
6747	384-0022	6795	384-0025	6863	301-0001
6748	384-0022	6796	384-0025	6864	301-0001
6749	384-0022	6797	384-0025	6865	301-0001
6750	384-0022	6798	384-0025	6866	301-0001
6751	384-0022	6799	384-0025	6867	301-0001
6752	384-0022	6800	384-0025	6868	301-0001
6753	384-0022	6801	384-0025	6869	301-0001
6754	384-0022	6802	384-0026	6870	301-0001
6755	384-0022	6803	384-0026	6871	301-0001
6756	384-0022	6804	384-0026	6872	301-0001
6757	384-0022	6805	384-0026	6873	301-0001
6758	384-0022	6806	384-0026	6874	301-0001
6759	384-0022	6807	384-0026	6875	301-0001
6760	384-0022	6808	384-0026	6876	301-0001
6761	384-0022	6809	384-0026	6877	301-0001
6762	384-0022	6810	384-0026	6878	301-0001
6763	384-0022	6811	384-0026	6879	301-0001
6764	384-0022	6812	384-0026	6880	301-0001
6765	384-0022	6813	384-0026	6881	301-0001
6766	384-0022	6814	384-0032	6882	301-0001
6767	384-0022	6815	384-0032	6883	301-0001
6768	384-0022	6816	384-0032	6884	301-0001
6769	384-0023	6817	384-0032	6885	301-0001

CONCORDANCE OF CANSIM I MATRICES TO CANSIM II TABLES

MATRIX	TABLE	MATRIX	TABLE	MATRIX	TABLE
6886	301-0001	6938	384-0019	6994	381-0002
6887	301-0001	6939	384-0019	6995	381-0002
6888	301-0001	6940	384-0019	6996	381-0002
6889	301-0001	6941	384-0019	6997	381-0002
6890	301-0001	6942	384-0019	6998	381-0002
6891	301-0001	6943	384-0019	6999	381-0002
6892	301-0001	6944	384-0019	7080	385-0008
6893	301-0001	6945	384-0019	7081	385-0008
6894	301-0001	6946	384-0019	7082	385-0008
6895	301-0001	6949	384-0014	7083	385-0008
6896	301-0001	6950	384-0015	7084	385-0008
6897	301-0001	6953	384-0027	7085	385-0008
6898	301-0001	6954	384-0027	7086	385-0008
6899	301-0001	6955	384-0028	7087	385-0008
6900	052-0001	6956	384-0028	7088	385-0008
6901	052-0001	6957	384-0029	7089	385-0008
6902	052-0001	6958	384-0029	7090	385-0008
6903	052-0001	6959	384-0030	7091	385-0008
6904	052-0001	6960	384-0030	7092	385-0008
6905	052-0001	6961	384-0031	7093	385-0004
6906	052-0001	6962	384-0031	7094	385-0004
6907	052-0001	6963	384-0033	7095	385-0004
6908	052-0001	6964	384-0033	7096	385-0004
6909	052-0001	6965	384-0034	7097	385-0004
6910	052-0001	6966	384-0034	7098	385-0004
6911	052-0001	6967	384-0035	7099	385-0004
6912	052-0001	6968	384-0035	7100	385-0004
6913	052-0001	6969	384-0035	7101	179-0002
6918	384-0017	6970	384-0035	7102	179-0002
6919	384-0017	6971	384-0035	7103	179-0002
6920	384-0017	6972	384-0035	7104	179-0002
6921	384-0017	6973	384-0035	7105	179-0002
6922	384-0017	6974	384-0035	7106	179-0002
6923	384-0017	6975	384-0035	7107	179-0002
6924	384-0017	6976	384-0035	7108	179-0002
6925	384-0017	6977	384-0035	7109	179-0002
6926	384-0017	6978	384-0035	7110	179-0002
6927	384-0017	6979	384-0035	7111	179-0002
6928	384-0017	6981	051-0017	7112	179-0002
6929	384-0017	6982	051-0025	7113	179-0002
6930	384-0017	6986	381-0002	7114	179-0002
6931	384-0017	6987	381-0002	7115	179-0002
6932	384-0017	6988	381-0002	7116	179-0002
6933	384-0019	6989	381-0002	7117	179-0002
6934	384-0019	6990	381-0002	7118	179-0002
6935	384-0019	6991	381-0002	7119	179-0002
6936	384-0019	6992	381-0002	7120	179-0002
6937	384-0019	6993	381-0002	7121	179-0002

CONCORDANCE OF CANSIM I MATRICES TO CANSIM II TABLES

MATRIX	TABLE	MATRIX	TABLE	MATRIX	TABLE
7122	179-0002	7170	179-0002	7218	179-0002
7123	179-0002	7171	179-0002	7219	179-0002
7124	179-0002	7172	179-0002	7220	179-0002
7125	179-0002	7173	179-0002	7221	179-0002
7126	179-0002	7174	179-0002	7222	179-0002
7127	179-0002	7175	179-0002	7223	179-0002
7128	179-0002	7176	179-0002	7224	179-0002
7129	179-0002	7177	179-0002	7225	179-0002
7130	179-0002	7178	179-0002	7226	179-0002
7131	179-0002	7179	179-0002	7227	179-0002
7132	179-0002	7180	179-0002	7228	179-0002
7133	179-0002	7181	179-0002	7229	179-0002
7134	179-0002	7182	179-0002	7230	179-0002
7135	179-0002	7183	179-0002	7231	179-0002
7136	179-0002	7184	179-0002	7232	179-0002
7137	179-0002	7185	179-0002	7233	179-0002
7138	179-0002	7186	179-0002	7234	179-0002
7139	179-0002	7187	179-0002	7235	179-0002
7140	179-0002	7188	179-0002	7236	179-0002
7141	179-0002	7189	179-0002	7237	179-0002
7142	179-0002	7190	179-0002	7238	179-0002
7143	179-0002	7191	179-0002	7239	179-0002
7144	179-0002	7192	179-0002	7240	179-0002
7145	179-0002	7193	179-0002	7241	179-0002
7146	179-0002	7194	179-0002	7242	179-0002
7147	179-0002	7195	179-0002	7243	179-0002
7148	179-0002	7196	179-0002	7244	179-0002
7149	179-0002	7197	179-0002	7245	179-0002
7150	179-0002	7198	179-0002	7246	179-0002
7151	179-0002	7199	179-0002	7247	179-0002
7152	179-0002	7200	179-0002	7248	179-0002
7153	179-0002	7201	179-0002	7249	179-0002
7154	179-0002	7202	179-0002	7250	179-0002
7155	179-0002	7203	179-0002	7251	179-0002
7156	179-0002	7204	179-0002	7252	179-0002
7157	179-0002	7205	179-0002	7253	179-0002
7158	179-0002	7206	179-0002	7254	179-0002
7159	179-0002	7207	179-0002	7255	179-0002
7160	179-0002	7208	179-0002	7256	179-0002
7161	179-0002	7209	179-0002	7257	179-0002
7162	179-0002	7210	179-0002	7258	179-0002
7163	179-0002	7211	179-0002	7259	179-0002
7164	179-0002	7212	179-0002	7260	179-0002
7165	179-0002	7213	179-0002	7261	179-0002
7166	179-0002	7214	179-0002	7262	179-0002
7167	179-0002	7215	179-0002	7263	179-0002
7168	179-0002	7216	179-0002	7264	179-0002
7169	179-0002	7217	179-0002	7265	179-0002

CONCORDANCE OF CANSIM I MATRICES TO CANSIM II TABLES

MATRIX	TABLE	MATRIX	TABLE	MATRIX	TABLE
7266	179-0002	7314	179-0003	7366	379-0010
7267	179-0002	7315	179-0003	7367	379-0010
7268	179-0002	7316	179-0003	7368	379-0010
7269	179-0002	7317	179-0003	7369	379-0010
7270	179-0002	7318	179-0003	7370	379-0010
7271	179-0002	7319	179-0003	7371	379-0010
7272	179-0002	7320	179-0003	7372	379-0010
7273	179-0002	7321	179-0003	7373	379-0010
7274	179-0002	7322	179-0003	7374	379-0010
7275	179-0002	7323	179-0003	7375	379-0010
7276	179-0002	7324	179-0003	7376	379-0010
7277	179-0002	7325	179-0003	7377	379-0010
7278	179-0002	7326	179-0003	7378	379-0010
7279	179-0002	7327	179-0003	7379	379-0010
7280	179-0002	7328	179-0003	7380	379-0010
7281	179-0002	7329	179-0003	7381	379-0010
7282	179-0002	7330	179-0003	7382	379-0011
7283	179-0002	7331	179-0003	7383	379-0011
7284	179-0002	7332	179-0003	7384	379-0011
7285	179-0002	7333	179-0003	7385	379-0011
7286	179-0002	7334	179-0003	7386	379-0011
7287	179-0002	7335	179-0003	7387	379-0011
7288	179-0002	7336	179-0003	7388	379-0011
7289	179-0002	7337	179-0003	7389	379-0011
7290	179-0002	7338	179-0003	7390	379-0011
7291	179-0002	7339	179-0003	7391	379-0011
7292	179-0002	7340	179-0003	7392	379-0011
7293	179-0002	7341	179-0003	7393	379-0011
7294	179-0002	7342	179-0003	7394	379-0011
7295	179-0002	7343	179-0003	7395	379-0011
7296	179-0002	7344	179-0003	7396	379-0011
7297	179-0002	7345	179-0003	7397	379-0011
7298	179-0002	7346	179-0003	7398	379-0011
7299	179-0002	7347	179-0003	7399	379-0011
7300	179-0002	7348	179-0003	7400	379-0011
7301	179-0002	7349	179-0003	7401	379-0011
7302	179-0002	7350	179-0003	7402	379-0011
7303	179-0002	7351	179-0003	7403	379-0011
7304	179-0002	7352	179-0003	7440	326-0005
7305	179-0002	7353	179-0003	7441	326-0005
7306	179-0002	7358	379-0010	7442	326-0005
7307	179-0002	7359	379-0010	7443	326-0005
7308	179-0002	7360	379-0010	7444	326-0005
7309	179-0002	7361	379-0010	7445	326-0005
7310	179-0002	7362	379-0010	7446	326-0005
7311	179-0002	7363	379-0010	7447	326-0005
7312	179-0002	7364	379-0010	7448	326-0005
7313	179-0002	7365	379-0010	7449	326-0005

CONCORDANCE OF CANSIM I MATRICES TO CANSIM II TABLES

MATRIX	TABLE	MATRIX	TABLE	MATRIX	TABLE
7450	326-0005	7506	301-0002	7554	301-0002
7451	326-0005	7507	301-0002	7555	301-0002
7452	326-0005	7508	301-0002	7556	301-0002
7453	326-0005	7509	301-0002	7557	301-0002
7454	326-0007	7510	301-0002	7558	301-0002
7461	354-0002 354-0001	7511	301-0002	7559	301-0002
7462	354-0003 354-0004	7512	301-0002	7560	301-0002
7463	326-0006	7513	301-0002	7561	301-0002
7464	326-0006	7514	301-0002	7562	301-0002
7465	326-0006	7515	301-0002	7563	301-0002
7466	326-0006	7516	301-0002	7564	301-0002
7467	326-0006	7517	301-0002	7565	301-0002
7468	326-0006	7518	301-0002	7566	301-0002
7469	326-0006	7519	301-0002	7567	301-0002
7470	326-0006	7520	301-0002	7568	301-0002
7471	326-0006	7521	301-0002	7569	301-0002
7472	326-0006	7522	301-0002	7570	301-0002
7473	326-0006	7523	301-0002	7571	301-0002
7474	326-0006	7524	301-0002	7572	301-0002
7475	326-0006	7525	301-0002	7573	301-0002
7476	326-0006	7526	301-0002	7574	301-0002
7477	326-0008	7527	301-0002	7575	301-0002
7478		7528	301-0002	7576	301-0002
7481	301-0002	7529	301-0002	7577	301-0002
7482	301-0002	7530	301-0002	7578	301-0002
7483	301-0002	7531	301-0002	7579	301-0002
7484	301-0002	7532	301-0002	7580	301-0002
7485	301-0002	7533	301-0002	7581	301-0002
7486	301-0002	7534	301-0002	7582	301-0002
7487	301-0002	7535	301-0002	7583	301-0002
7488	301-0002	7536	301-0002	7584	301-0002
7489	301-0002	7537	301-0002	7585	301-0002
7490	301-0002	7538	301-0002	7586	301-0002
7491	301-0002	7539	301-0002	7587	301-0002
7492	301-0002	7540	301-0002	7588	301-0002
7493	301-0002	7541	301-0002	7589	301-0002
7494	301-0002	7542	301-0002	7590	301-0002
7495	301-0002	7543	301-0002	7591	301-0002
7496	301-0002	7544	301-0002	7592	301-0002
7497	301-0002	7545	301-0002	7593	301-0002
7498	301-0002	7546	301-0002	7594	301-0002
7499	301-0002	7547	301-0002	7595	301-0002
7500	301-0002	7548	301-0002	7596	301-0002
7501	301-0002	7549	301-0002	7597	301-0002
7502	301-0002	7550	301-0002	7598	301-0002
7503	301-0002	7551	301-0002	7599	301-0002
7504	301-0002	7552	301-0002	7600	301-0002
7505	301-0002	7553	301-0002	7601	301-0002

CONCORDANCE OF CANSIM I MATRICES TO CANSIM II TABLES

MATRIX	TABLE	MATRIX	TABLE	MATRIX	TABLE
7602	301-0002	7650	301-0002	7698	301-0002
7603	301-0002	7651	301-0002	7699	301-0002
7604	301-0002	7652	301-0002	7700	301-0002
7605	301-0002	7653	301-0002	7701	301-0002
7606	301-0002	7654	301-0002	7702	301-0002
7607	301-0002	7655	301-0002	7703	301-0002
7608	301-0002	7656	301-0002	7704	301-0002
7609	301-0002	7657	301-0002	7705	301-0002
7610	301-0002	7658	301-0002	7706	301-0002
7611	301-0002	7659	301-0002	7707	301-0002
7612	301-0002	7660	301-0002	7708	301-0002
7613	301-0002	7661	301-0002	7709	301-0002
7614	301-0002	7662	301-0002	7710	301-0002
7615	301-0002	7663	301-0002	7871	379-0009
7616	301-0002	7664	301-0002	7872	379-0009
7617	301-0002	7665	301-0002	7873	379-0009
7618	301-0002	7666	301-0002	7874	379-0009
7619	301-0002	7667	301-0002	7875	379-0009
7620	301-0002	7668	301-0002	7876	379-0009
7621	301-0002	7669	301-0002	7877	379-0009
7622	301-0002	7670	301-0002	7878	379-0009
7623	301-0002	7671	301-0002	7879	379-0009
7624	301-0002	7672	301-0002	7880	379-0009
7625	301-0002	7673	301-0002	7881	379-0009
7626	301-0002	7674	301-0002	7882	379-0009
7627	301-0002	7675	301-0002	7883	379-0009
7628	301-0002	7676	301-0002	7884	379-0009
7629	301-0002	7677	301-0002	7885	379-0009
7630	301-0002	7678	301-0002	7886	379-0009
7631	301-0002	7679	301-0002	7887	379-0009
7632	301-0002	7680	301-0002	7888	379-0009
7633	301-0002	7681	301-0002	7889	379-0009
7634	301-0002	7682	301-0002	7890	379-0009
7635	301-0002	7683	301-0002	7891	379-0009
7636	301-0002	7684	301-0002	7892	379-0009
7637	301-0002	7685	301-0002	7904	379-0010
7638	301-0002	7686	301-0002	7905	379-0010
7639	301-0002	7687	301-0002	7906	379-0010
7640	301-0002	7688	301-0002	7907	379-0010
7641	301-0002	7689	301-0002	7908	379-0010
7642	301-0002	7690	301-0002	7909	379-0010
7643	301-0002	7691	301-0002	7910	379-0010
7644	301-0002	7692	301-0002	7911	379-0010
7645	301-0002	7693	301-0002	7912	379-0010
7646	301-0002	7694	301-0002	7913	379-0010
7647	301-0002	7695	301-0002	7914	379-0010
7648	301-0002	7696	301-0002	7915	379-0010
7649	301-0002	7697	301-0002	7943	358-0001

CONCORDANCE OF CANSIM I MATRICES TO CANSIM II TABLES

MATRIX	TABLE	MATRIX	TABLE	MATRIX	TABLE
7944	358-0002	7997	128-0002	8047	
7945	358-0003	7998	128-0002	8048	
7946	358-0004	7999	128-0002	8049	
7947	358-0005	8000	128-0002	8050	
7948	358-0006	8001	128-0002	8051	
7950	152-0003	8003		8052	
7951	152-0002	8004		8053	
7952	152-0002	8006		8054	
7953	152-0002	8007		8055	
7954	152-0002	8008		8056	
7955	152-0002	8009		8057	
7956	152-0002	8010		8058	
7957	152-0002	8011		8059	
7958	152-0002	8012		8060	
7959	152-0002	8013		8061	
7960	152-0002	8014		8062	
7961	152-0002	8015		8063	
7962	152-0002	8016		8064	
7963	152-0002	8017		8065	
7964	152-0002	8018		8066	
7965	152-0002	8019		8067	
7966	152-0002	8020		8068	
7967	152-0002	8021		8069	
7968	152-0002	8022		8070	
7969	152-0002	8023		8071	
7970	152-0002	8024		8072	
7971	152-0002	8025		8073	
7976	128-0002	8026		8074	
7977	128-0002	8027		8075	
7978	128-0002	8028		8076	
7979	128-0002	8029		8077	
7980	128-0002	8030		8078	
7981	128-0002	8031		8079	
7982	128-0002	8032		8080	
7983	128-0002	8033		8081	
7984	128-0002	8034		8082	
7985	128-0002	8035		8087	
7986	128-0002	8036		8098	
7987	128-0002	8037		8099	
7988	128-0002	8038		8100	
7989	128-0002	8039		8101	
7990	128-0002	8040		8102	
7991	128-0002	8041		8103	
7992	128-0002	8042		8104	
7993	128-0002	8043		8105	
7994	128-0002	8044		8106	
7995	128-0002	8045		8107	
7996	128-0002	8046		8108	

CONCORDANCE OF CANSIM I MATRICES TO CANSIM II TABLES

MATRIX	TABLE	MATRIX	TABLE	MATRIX	TABLE
8109		8190	385-0001	8243	427-0002
8110		8191	385-0001	8244	427-0002
8111		8192	385-0001	8245	427-0002
8112		8193	385-0001	8246	427-0002
8113		8194	385-0006	8247	427-0002
8114		8195	385-0006	8248	427-0002
8115		8200	427-0002	8249	427-0002
8116		8201	427-0002	8250	427-0002
8117		8202	427-0002	8251	427-0002
8118		8203	427-0002	8252	427-0002
8119		8204	427-0002	8253	427-0002
8120		8205	427-0002	8254	427-0002
8121		8206	427-0002	8255	427-0002
8122		8207	427-0002	8256	427-0002
8123		8208	427-0002	8257	427-0002
8124		8209	427-0002	8258	427-0002
8125		8210	427-0002	8259	427-0002
8126		8212	427-0002	8260	427-0002
8127		8213	427-0002	8261	427-0002
8128		8214	427-0002	8262	427-0002
8129		8215	427-0002	8263	427-0002
8130		8216	427-0002	8264	427-0002
8131		8217	427-0002	8265	427-0002
8132		8218	427-0002	8266	427-0002
8133		8219	427-0002	8267	427-0002
8134		8220	427-0002	8268	427-0002
8135		8221	427-0002	8269	427-0002
8138		8222	427-0002	8270	427-0002
8139		8223	427-0002	8271	427-0002
8140		8224	427-0002	8272	427-0002
8141		8225	427-0002	8273	427-0002
8142		8226	427-0002	8274	427-0002
8143		8227	427-0002	8275	427-0002
8144		8228	427-0002	8276	427-0002
8145		8229	427-0002	8277	427-0002
8146		8230	427-0002	8278	427-0002
8147		8231	427-0002	8279	427-0002
8150	052-0003	8232	427-0002	8281	427-0002
8151	052-0002	8233	427-0002	8282	427-0002
8181	385-0001	8234	427-0002	8283	427-0002
8182	385-0001	8235	427-0002	8284	427-0002
8183	385-0001	8236	427-0002	8285	427-0002
8184	385-0001	8237	427-0002	8286	427-0002
8185	385-0001	8238	427-0002	8287	427-0002
8186	385-0001	8239	427-0002	8288	427-0002
8187	385-0001	8240	427-0002	8289	427-0002
8188	385-0001	8241	427-0002	8290	427-0002
8189	385-0001	8242	427-0002	8291	427-0002

CONCORDANCE OF CANSIM I MATRICES TO CANSIM II TABLES

MATRIX	TABLE	MATRIX	TABLE	MATRIX	TABLE
8292	427-0002	8341	187-0002	8411	379-0003
8293	427-0002	8342	187-0001	8412	379-0003
8294	427-0002	8343	187-0002	8413	379-0003
8295	427-0002	8344	187-0001	8414	379-0003
8296	427-0002	8345	187-0002	8415	379-0003
8297	427-0002	8346	187-0001	8416	379-0003
8298	427-0002	8347	187-0002	8417	379-0003
8299	427-0002	8348	187-0001	8418	379-0003
8300	427-0002	8349	187-0002	8419	379-0003
8301	427-0002	8350	187-0001	8420	379-0003
8302	427-0002	8351	187-0002	8421	379-0003
8303	427-0002	8352	187-0001	8422	379-0003
8304	427-0002	8353	187-0002	8423	379-0003
8305	427-0002	8354	187-0001	8424	379-0003
8306	427-0002	8355	187-0002	8425	379-0003
8307	427-0002	8356	187-0001	8426	379-0003
8308	427-0002	8357	187-0002	8427	379-0003
8309	427-0002	8358	187-0001	8428	379-0003
8310	427-0002	8359	187-0002	8429	379-0003
8311	427-0002	8360	187-0001	8430	228-0004 228-0005 228-0006
8312	427-0002	8361	187-0002		
8313	427-0002	8362	187-0001	8431	228-0004 228-0005 228-0006
8314	427-0002	8363	187-0002		
8315	427-0002	8364	187-0001	8432	228-0004 228-0005 228-0006
8316	427-0002	8365	187-0002		
8317	427-0002	8366	187-0001	8433	228-0004 228-0005 228-0006
8318	427-0002	8367	187-0002		
8319	427-0002	8368	187-0001	8434	228-0004 228-0005 228-0006
8320	427-0002	8369	187-0002		
8321	427-0002	8370	187-0001	8435	228-0004 228-0005 228-0006
8323	427-0002	8371	187-0002		
8324	427-0002	8372	187-0001	8438	228-0004 228-0005 228-0006
8325	427-0002	8373	187-0002		
8326	427-0002	8374	187-0001	8439	228-0004 228-0005 228-0006
8327	427-0002	8375	187-0002		
8328	427-0002	8376	187-0001	8440	228-0004 228-0005 228-0006
8329	427-0002	8377	187-0002		
8330	187-0001	8378	187-0001	8441	228-0004 228-0005 228-0006
8331	187-0002	8379	187-0002		
8332	187-0001	8380	187-0001	8442	228-0004 228-0005 228-0006
8333	187-0002	8381	187-0002		
8334	187-0001	8382	187-0001	8443	228-0004 228-0005 228-0006
8335	187-0002	8383	187-0002		
8336	187-0001	8406	379-0003	8444	228-0007 228-0008 228-0009
8337	187-0002	8407	379-0003		
8338	187-0001	8408	379-0003	8445	228-0007 228-0008 228-0009
8339	187-0002	8409	379-0003		
8340	187-0001	8410	379-0003		

CONCORDANCE OF CANSIM I MATRICES TO CANSIM II TABLES

MATRIX	TABLE	MATRIX	TABLE	MATRIX	TABLE	
8446	228-0007	228-0008	8500	003-0003	8552	279-0030
	228-0009		8501	003-0003	8553	279-0030
8447	228-0007	228-0008	8502	003-0003	8554	279-0030
	228-0009		8503	003-0003	8555	279-0030
8450	385-0009		8504	003-0003	8556	279-0030
8451	385-0009		8505	003-0003	8557	279-0030
8452	385-0009		8506	003-0003	8558	279-0031
8453	385-0009		8507	003-0003	8559	279-0031
8454	385-0009		8508	003-0003	8560	279-0031
8455	385-0009		8509	003-0003	8561	279-0031
8456	385-0009		8510	003-0003	8562	279-0031
8457	385-0009		8511	003-0003	8563	279-0031
8458	385-0009		8512	003-0003	8564	279-0031
8459	385-0009		8513	003-0003	8565	279-0031
8460	385-0009		8514	003-0003	8566	279-0031
8461	385-0009		8515	003-0003	8567	279-0031
8462	385-0009		8516	003-0003	8568	279-0029
8463	385-0003		8517	003-0003	8569	279-0029
8464	385-0003		8518	003-0003	8570	279-0029
8465	385-0003		8519	003-0003	8571	279-0029
8466	385-0003		8520	003-0003	8572	279-0029
8467	385-0003		8521	003-0003	8573	279-0029
8468	385-0003		8522	003-0003	8574	279-0029
8469	385-0003		8523	003-0003	8575	279-0029
8470	385-0003		8524	003-0003	8576	279-0029
8471	385-0003		8525	003-0003	8577	279-0029
8472	385-0003		8526	003-0003	8578	279-0029
8473	385-0003		8527	003-0003	8579	279-0029
8474	385-0003		8528	003-0003	8580	279-0032
8475	385-0003		8529	003-0003	8581	279-0032
8476	385-0001		8530	003-0003	8582	279-0032
8477	385-0001		8531	003-0003	8583	279-0032
8478	385-0001		8532	003-0003	8584	279-0032
8479	385-0001		8533	003-0003	8585	279-0032
8480	385-0001		8534	003-0003	8586	279-0032
8481	385-0001		8535	003-0003	8587	279-0033
8482	385-0001		8540	279-0029	8588	279-0033
8483	385-0001		8541	279-0030	8589	279-0033
8484	385-0001		8542	279-0030	8590	279-0033
8485	385-0001		8543	279-0030	8591	279-0033
8486	385-0001		8544	279-0030	8600	380-0016
8487	385-0001		8545	279-0030	8601	380-0017
8488	385-0001		8546	279-0030	8602	380-0017
8489	385-0004		8547	279-0030	8603	380-0018
8490	385-0004		8548	279-0030	8604	380-0019
8491	385-0004		8549	279-0030	8605	380-0020
8492	385-0004		8550	279-0030	8606	380-0021
8493	385-0004		8551	279-0030	8607	380-0021

CONCORDANCE OF CANSIM I MATRICES TO CANSIM II TABLES

MATRIX	TABLE	MATRIX	TABLE	MATRIX	TABLE
8608	380-0022	8715	110-0001	8763	110-0008
8609	380-0022	8716	110-0001	8764	110-0008
8610	380-0022	8717	110-0001	8765	110-0008
8611	380-0022	8718	110-0002	8766	110-0008
8612	380-0022	8719	110-0002	8767	110-0008
8613	380-0023	8720	110-0002	8768	110-0008
8614	380-0032	8721	110-0003	8769	110-0008
8615	380-0024	8722	110-0003	8770	110-0008
8616	380-0024	8723	110-0004	8771	110-0009
8617	380-0025	8724	110-0004	8772	110-0009
8618	380-0025	8725	110-0004	8773	110-0009
8619	380-0026	8726	110-0005	8774	110-0009
8620	380-0026	8727	110-0005	8775	110-0009
8621	380-0027	8728	110-0005	8776	110-0009
8622	380-0027	8729	110-0006	8777	110-0010
8623	380-0028	8730	110-0006	8778	110-0010
8624	380-0028	8731	110-0006	8779	110-0010
8625	380-0018	8732	110-0007	8780	110-0010
8626	380-0018	8733	110-0007	8781	110-0010
8627	380-0018	8734	110-0007	8782	110-0010
8628	380-0029	8735	110-0007	8783	110-0010
8629	380-0030	8736	110-0007	8784	110-0010
8630	380-0036	8737	110-0007	8785	110-0010
8631	380-0036	8738	110-0008	8786	110-0010
8632	380-0036	8739	110-0008	8787	110-0010
8633	380-0036	8740	110-0008	8788	110-0010
8634	380-0036	8741	110-0008	8789	110-0010
8635	380-0037	8742	110-0008	8790	110-0010
8636	380-0038	8743	110-0008	8791	110-0010
8637	380-0038	8744	110-0008	8792	110-0010
8638	380-0038	8745	110-0008	8793	110-0010
8639	380-0038	8746	110-0008	8794	110-0010
8640	380-0038	8747	110-0008	8795	110-0010
8700	110-0001	8748	110-0008	8796	110-0010
8701	110-0001	8749	110-0008	8797	110-0010
8702	110-0001	8750	110-0008	8798	110-0010
8703	110-0002	8751	110-0008	8799	110-0010
8704	110-0002	8752	110-0008	8800	110-0010
8705	110-0002	8753	110-0008	8801	110-0010
8706	110-0001	8754	110-0008	8802	110-0010
8707	110-0001	8755	110-0008	8803	110-0010
8708	110-0001	8756	110-0008	8807	110-0011
8709	110-0001	8757	110-0008	8808	110-0011
8710	110-0001	8758	110-0008	8809	110-0011
8711	110-0001	8759	110-0008	8810	110-0011
8712	110-0001	8760	110-0008	8811	110-0011
8713	110-0001	8761	110-0008	8812	110-0011
8714	110-0001	8762	110-0008	8813	110-0011

CONCORDANCE OF CANSIM I MATRICES TO CANSIM II TABLES

MATRIX	TABLE	MATRIX	TABLE	MATRIX	TABLE
8814	110-0011	8906	252-0008	8976	384-0008
8815	110-0011	8907	252-0009	8977	384-0008
8816	110-0011	8908	252-0010	8978	384-0007
8817	110-0011	8909	252-0011	8979	384-0007
8818	110-0011	8910	252-0011	8980	384-0006
8825	110-0013	8911	252-0011	8981	384-0006
8826	110-0013	8912	252-0011	8982	384-0005
8827	110-0013	8913	252-0011	8983	384-0005
8828	110-0014	8914	252-0011	8984	384-0004
8829	110-0014	8915	252-0011	8985	384-0004
8830	110-0014	8916	252-0012	8986	384-0004
8831	110-0011	8917	252-0012	8987	384-0004
8832	110-0011	8918	252-0012	8988	384-0004
8833	110-0011	8919	252-0012	8989	384-0004
8834	110-0011	8920	252-0012	8990	384-0004
8835	110-0011	8921	252-0012	8991	384-0004
8836	110-0011	8922	252-0012	8992	384-0003
8837	110-0015	8930	381-0003	8993	384-0003
8838	110-0015	8931	381-0003	8994	384-0002
8839	110-0015	8932	381-0003	8995	384-0002
8840	110-0016	8933	381-0003	8996	384-0002
8841	110-0016	8934	381-0003	8997	384-0002
8842	110-0016	8935	381-0003	8998	384-0001
8843	110-0018	8936	381-0003	8999	384-0001
8844	110-0018	8937	381-0003	9000	384-0001
8845	110-0018	8938	381-0003	9001	384-0001
8846	110-0019	8939	381-0003	9002	384-0001
8847	110-0019	8940	381-0003	9003	384-0001
8848	110-0019	8941	381-0003	9004	384-0001
8849	110-0020	8942	381-0003	9005	384-0001
8850	110-0020	8943	381-0003	9006	384-0001
8851	110-0020	8944	381-0003	9007	384-0001
8852	110-0012	8945	381-0003	9008	384-0001
8853	110-0017	8946	381-0003	9009	384-0001
8854	110-0017	8947	381-0003	9010	384-0001
8855	110-0017	8948	381-0003	9011	384-0001
8856	110-0017	8949	381-0003	9012	384-0001
8857	110-0017	8950	381-0003	9013	384-0001
8858	110-0017	8951	381-0003	9014	384-0002
8859	110-0008	8967	384-0013	9015	384-0002
8860	110-0008	8968	384-0013	9016	384-0002
8861	110-0008	8969	384-0012	9017	384-0002
8900	252-0005	8970	384-0011	9018	384-0002
8901	252-0006	8971	384-0011	9019	384-0002
8902	252-0007	8972	384-0010	9020	384-0002
8903	252-0007	8973	384-0010	9021	384-0002
8904	252-0007	8974	384-0009	9022	384-0002
8905	252-0007	8975	384-0009	9023	384-0002

CONCORDANCE OF CANSIM I MATRICES TO CANSIM II TABLES

MATRIX	TABLE	MATRIX	TABLE	MATRIX	TABLE
9024	384-0002	9072	384-0004	9120	384-0005
9025	384-0002	9073	384-0004	9121	384-0005
9026	384-0002	9074	384-0004	9122	384-0005
9027	384-0002	9075	384-0004	9123	384-0005
9028	384-0002	9076	384-0004	9124	384-0006
9029	384-0002	9077	384-0004	9125	384-0006
9030	384-0002	9078	384-0004	9126	384-0006
9031	384-0002	9079	384-0004	9127	384-0006
9032	384-0002	9080	384-0004	9128	384-0006
9033	384-0002	9081	384-0004	9129	384-0006
9034	384-0002	9082	384-0004	9130	384-0006
9035	384-0002	9083	384-0004	9131	384-0006
9036	384-0002	9084	384-0004	9132	384-0006
9037	384-0002	9085	384-0004	9133	384-0006
9038	384-0002	9086	384-0004	9134	384-0006
9039	384-0002	9087	384-0004	9135	384-0006
9040	384-0002	9088	384-0004	9136	384-0006
9041	384-0002	9089	384-0004	9137	384-0006
9042	384-0003	9090	384-0004	9138	384-0007
9043	384-0003	9091	384-0004	9139	384-0007
9044	384-0003	9092	384-0004	9140	384-0007
9045	384-0003	9093	384-0004	9141	384-0007
9046	384-0003	9094	384-0004	9142	384-0007
9047	384-0003	9095	384-0004	9143	384-0007
9048	384-0003	9096	384-0004	9144	384-0007
9049	384-0003	9097	384-0004	9145	384-0007
9050	384-0003	9098	384-0004	9146	384-0007
9051	384-0003	9099	384-0004	9147	384-0007
9052	384-0003	9100	384-0004	9148	384-0007
9053	384-0003	9101	384-0004	9149	384-0007
9054	384-0003	9102	384-0004	9150	384-0007
9055	384-0003	9103	384-0004	9151	384-0008
9056	384-0004	9104	384-0004	9152	384-0008
9057	384-0004	9105	384-0004	9153	384-0008
9058	384-0004	9106	384-0004	9154	384-0008
9059	384-0004	9107	384-0004	9155	384-0008
9060	384-0004	9108	384-0004	9156	384-0008
9061	384-0004	9109	384-0004	9157	384-0008
9062	384-0004	9110	384-0005	9158	384-0008
9063	384-0004	9111	384-0005	9159	384-0008
9064	384-0004	9112	384-0005	9160	384-0008
9065	384-0004	9113	384-0005	9161	384-0008
9066	384-0004	9114	384-0005	9162	384-0008
9067	384-0004	9115	384-0005	9163	384-0008
9068	384-0004	9116	384-0005	9164	384-0009
9069	384-0004	9117	384-0005	9165	384-0009
9070	384-0004	9118	384-0005	9166	384-0009
9071	384-0004	9119	384-0005	9167	384-0009

CONCORDANCE OF CANSIM I MATRICES TO CANSIM II TABLES

MATRIX	TABLE	MATRIX	TABLE	MATRIX	TABLE
9168	384-0009	9216	384-0012	9268	051-0016
9169	384-0009	9217	384-0012	9269	051-0016
9170	384-0009	9218	384-0012	9270	051-0016
9171	384-0009	9219	384-0013	9271	051-0016
9172	384-0009	9220	384-0013	9272	051-0016
9173	384-0009	9221	384-0013	9273	051-0016
9174	384-0009	9222	384-0013	9274	051-0016
9175	384-0009	9223	384-0013	9275	051-0016
9176	384-0009	9224	384-0013	9276	051-0016
9177	384-0009	9225	384-0013	9277	051-0016
9178	384-0010	9226	384-0013	9278	051-0016
9179	384-0010	9227	384-0013	9279	051-0016
9180	384-0010	9228	384-0013	9280	051-0016
9181	384-0010	9229	384-0013	9281	051-0016
9182	384-0010	9230	384-0013	9282	051-0016
9183	384-0010	9231	384-0013	9283	051-0016
9184	384-0010	9232	384-0012	9284	051-0016
9185	384-0010	9235	051-0014	9285	051-0016
9186	384-0010	9236	051-0014	9286	051-0016
9187	384-0010	9237	051-0015	9287	051-0016
9188	384-0010	9238	051-0015	9288	051-0016
9189	384-0010	9239	051-0015	9289	051-0016
9190	384-0010	9240	051-0015	9290	051-0016
9191	384-0010	9241	051-0015	9291	051-0016
9192	384-0011	9242	051-0015	9292	051-0016
9193	384-0011	9243	051-0015	9293	051-0016
9194	384-0011	9244	051-0015	9294	051-0016
9195	384-0011	9245	051-0015	9295	051-0016
9196	384-0011	9246	051-0015	9296	051-0016
9197	384-0011	9248	051-0014	9311	
9198	384-0011	9249	051-0014	9312	
9199	384-0011	9250	051-0015	9313	
9200	384-0011	9251	051-0015	9314	
9201	384-0011	9252	051-0015	9315	
9202	384-0011	9253	051-0015	9316	
9203	384-0011	9254	051-0015	9317	383-0007
9204	384-0011	9255	051-0015	9318	383-0007
9205	384-0012	9256	051-0015	9319	383-0007
9206	384-0012	9257	051-0015	9320	383-0007
9207	384-0012	9258	051-0015	9321	383-0007
9208	384-0012	9259	051-0015	9322	383-0007
9209	384-0012	9261	051-0016	9323	383-0007
9210	384-0012	9262	051-0016	9324	383-0007
9211	384-0012	9263	051-0016	9325	383-0007
9212	384-0012	9264	051-0016	9326	383-0007
9213	384-0012	9265	051-0016	9327	383-0007
9214	384-0012	9266	051-0016	9328	383-0007
9215	384-0012	9267	051-0016	9329	383-0007

CONCORDANCE OF CANSIM I MATRICES TO CANSIM II TABLES

MATRIX	TABLE	MATRIX	TABLE	MATRIX	TABLE
9330	383-0007	9434	381-0004	9494	381-0004
9359	381-0004	9435	381-0004	9495	381-0004
9360	381-0004	9438	281-0012	9496	381-0004
9361	381-0004	9439	281-0012	9497	381-0004
9362	381-0004	9440	281-0009	9498	381-0004
9363	381-0004	9441	281-0009	9499	381-0004
9364	381-0004	9442	281-0009	9500	003-0004
9365	381-0004	9443	281-0009	9501	003-0004
9366	381-0004	9444	281-0009	9502	003-0004
9367	381-0004	9445	281-0009	9503	003-0004
9368	381-0004	9446	281-0009	9504	003-0004
9369	381-0004	9447	281-0009	9505	003-0004
9370	381-0004	9448	281-0009	9506	003-0004
9371	381-0004	9449	281-0009	9507	003-0004
9372	381-0004	9450	281-0009	9508	003-0004
9373	381-0004	9451	281-0009	9509	003-0004
9374	381-0004	9452	281-0009	9510	003-0004
9375	381-0004	9455	383-0001	9511	003-0013
9376	381-0004	9456	383-0001	9512	003-0013
9377	381-0004	9457	383-0001	9513	003-0013
9378	381-0004	9458	383-0001 383-0007	9514	003-0013
9379	381-0004	9459	383-0001	9515	003-0013
9380	381-0004	9460	383-0003	9516	003-0013
9391	381-0004	9461	383-0003	9517	003-0041
9392	381-0004	9462	383-0003	9518	003-0005
9393	381-0004	9463	383-0003	9519	003-0005
9394	381-0004	9464	383-0003	9520	003-0005
9395	381-0004	9465	383-0003	9521	003-0005
9396	381-0004	9466	383-0003	9522	003-0005
9397	381-0004	9467	383-0003	9523	003-0005
9398	381-0004	9468	383-0003	9524	003-0005
9399	381-0004	9469	383-0003	9525	003-0005
9400	381-0004	9470	383-0003	9526	001-0021
9401	381-0004	9471	383-0003	9527	001-0021
9402	381-0004	9472	383-0003	9528	001-0021
9403	381-0004	9473	383-0004	9529	001-0021
9404	381-0004	9474	383-0004	9530	001-0021
9405	381-0004	9475	383-0005	9531	001-0021
9406	381-0004	9476	383-0005	9532	001-0021
9407	381-0004	9477	383-0005	9533	001-0021
9408	381-0004	9478	383-0005	9534	001-0021
9409	381-0004	9479	383-0005	9535	001-0021
9410	381-0004	9480	383-0005	9536	001-0021
9429	379-0003	9481	383-0005	9537	001-0027
9430	379-0003	9482	383-0005	9538	001-0027
9431	381-0004	9483	383-0005	9539	001-0028
9432	381-0004	9484	383-0008	9540	001-0028
9433	381-0004	9493	381-0004	9541	001-0029

CONCORDANCE OF CANSIM I MATRICES TO CANSIM II TABLES

MATRIX	TABLE	MATRIX	TABLE	MATRIX	TABLE
9542	001-0030	9595	304-0001	9643	281-0001
9543	001-0031	9596	381-0004	9644	281-0002
9544	003-0013	9597	381-0004	9645	281-0001
9550	304-0002	9598	381-0004	9646	281-0002
9551	304-0002	9599	381-0004	9647	281-0001
9552	304-0001	9600	381-0004	9648	281-0002
9553	304-0001	9601	381-0001	9649	281-0001
9554	304-0001	9602	381-0001	9650	281-0002
9555	304-0001	9603	381-0001	9651	281-0001
9556	304-0012	9604	381-0001	9652	281-0002
9557	304-0012	9605	381-0001	9653	281-0001
9558	304-0001	9606	381-0001	9654	281-0002
9559	304-0001	9607	381-0001	9655	281-0001
9560	304-0012	9608	381-0001	9656	281-0002
9561	304-0012	9609	381-0001	9657	281-0001
9562	304-0001	9610	381-0001	9658	281-0002
9563	304-0001	9611	381-0001	9659	281-0001
9564	304-0001	9612	381-0001	9660	281-0002
9565	304-0001	9613	381-0001	9661	281-0001
9566	304-0012	9614	381-0001	9662	281-0002
9567	304-0012	9615	381-0001	9663	281-0001
9568	304-0001	9616	381-0001	9664	281-0002
9569	304-0001	9617	381-0001	9701	027-0018
9570	304-0002	9618	381-0001	9702	027-0019
9571	304-0002	9619	381-0001	9703	
9572	304-0002	9620	381-0001	9704	027-0018
9573	304-0002	9621	381-0001	9705	027-0020
9574	304-0002	9622	381-0001	9706	027-0001
9575	304-0002	9623	381-0001	9707	027-0002
9576	304-0002	9624	381-0001	9708	027-0001
9577	304-0002	9625	381-0001	9709	027-0002
9578	304-0002	9626	381-0001	9710	027-0003
9579	304-0002	9627	381-0001	9711	027-0005
9580	304-0002	9628	381-0001	9712	027-0007
9581	304-0002	9629	381-0001	9713	027-0021
9582	304-0002	9630	381-0001	9714	027-0021
9583	304-0002	9631	381-0001	9715	027-0008
9584	304-0002	9632	381-0001	9716	027-0008
9585	304-0002	9633	381-0001	9717	027-0008
9586	304-0002	9634	381-0001	9718	027-0008
9587	304-0002	9635	381-0001	9719	027-0022
9588	304-0002	9636	381-0001	9720	027-0022
9589	304-0002	9637	381-0001	9721	027-0009
9590	304-0002	9638	381-0001	9722	027-0004
9591	304-0002	9639	281-0001	9723	027-0006
9592	304-0002	9640	281-0002	9724	027-0006
9593	304-0002	9641	281-0001	9725	027-0001
9594	304-0001	9642	281-0002	9726	027-0001

CONCORDANCE OF CANSIM I MATRICES TO CANSIM II TABLES

MATRIX	TABLE	MATRIX	TABLE	MATRIX	TABLE
9727	027-0003	9775	027-0017	9928	327-0008
9728	027-0005	9776	027-0017	9929	327-0006
9729	027-0021	9777	027-0017	9930	327-0001
9730	027-0008	9778	027-0017	9931	327-0002
9731	027-0008	9779	027-0017	9932	327-0002
9732	027-0022	9780	027-0017	9933	326-0011
9733	027-0004	9781	027-0017	9934	326-0009
9734	027-0009	9782	027-0017	9935	326-0012
9735	027-0006	9783	027-0017	9936	327-0011
9736	027-0006	9784	027-0017	9940	326-0001
9737	027-0001	9785	027-0017	9941	326-0001
9738	027-0001	9786	027-0017	9942	326-0001
9739	027-0003	9787	027-0017	9943	326-0001
9740	027-0005	9788	027-0017	9944	326-0001
9741	027-0021	9789	027-0017	9945	326-0001
9742	027-0008	9790	027-0017	9946	326-0001
9743	027-0008	9791	027-0017	9947	326-0001
9744	027-0022	9792	027-0017	9948	326-0001
9745	027-0009	9793	027-0017	9949	326-0001
9746	027-0004	9794	027-0017	9950	326-0001
9747	027-0006	9795	027-0017	9951	326-0001
9748	027-0006	9796	027-0017	9952	326-0001
9749	027-0010	9797	027-0017	9953	326-0001
9750	027-0010	9798	027-0017	9954	326-0003
9751	027-0023	9799	027-0034	9955	326-0004
9752	027-0024	9800	027-0034	9956	326-0010
9753	027-0025	9801	027-0034	9957	326-0002
9754	027-0026	9899	281-0004	9958	326-0002
9755	027-0023	9900	281-0004	9959	326-0002
9756	027-0024	9901	281-0004	9960	326-0002
9757	027-0025	9902	281-0004	9961	326-0002
9758	027-0026	9903	281-0004	9962	326-0002
9759	027-0011	9904	281-0004	9963	326-0002
9760	027-0012	9905	281-0004	9964	326-0002
9761	027-0013	9906	281-0004	9965	326-0002
9762	027-0027	9907	281-0004	9966	326-0002
9763	027-0028	9908	281-0004	9967	326-0002
9764	027-0029	9909	281-0004	9968	326-0002
9765	027-0030	9910	281-0004	9969	326-0002
9766	027-0031	9911	281-0004	9970	326-0002
9767	027-0032	9920	327-0009	9980	328-0014
9768	027-0033	9921	327-0005	9981	328-0014
9769	027-0016	9922	327-0004	9982	328-0014
9770	027-0016	9923	327-0004	9998	033-0001 033-0002
9771	027-0014	9924	327-0004	10000	075-0001
9772	027-0015	9925	327-0004	10001	075-0009
9773	027-0017	9926	327-0004	10002	075-0002 075-0003
9774	027-0017	9927	327-0004		075-0004 075-0005

CONCORDANCE OF CANSIM I MATRICES TO CANSIM II TABLES

MATRIX	TABLE	MATRIX	TABLE	MATRIX	TABLE
10003	075-0009	10125	402-0002	10173	402-0007
10004	075-0010	10126	402-0003	10174	402-0007
10005	075-0011	10127	402-0003	10175	402-0007
10006	075-0012	10128	402-0003	10176	402-0007
10007	075-0013	10129	402-0003	10177	402-0007
10008	075-0013	10130	402-0003	10178	402-0007
10009	075-0014	10131	402-0003	10179	402-0007
10010	075-0015	10132	402-0003	10180	402-0007
10011	075-0016	10133	402-0003	10181	402-0007
10012	075-0017	10134	402-0003	10182	402-0007
10013	075-0018	10135	402-0003	10183	402-0008
10014	075-0019	10136	402-0003	10184	402-0008
10015	075-0019	10137	402-0003	10185	402-0008
10016	075-0020	10138	402-0004	10186	402-0008
10017	075-0020	10139	402-0004	10187	402-0008
10018	075-0021	10140	402-0004	10188	402-0008
10019	075-0022	10141	402-0004	10189	402-0008
10020	075-0023	10142	402-0004	10190	402-0008
10021	075-0023	10143	402-0004	10191	402-0008
10022	075-0001	10144	402-0004	10192	402-0008
10023	075-0006	10145	402-0004	10193	402-0008
10024	075-0007	10146	402-0004	10194	402-0008
10025	075-0008	10147	402-0004	10195	407-0001
10100	402-0001	10148	402-0004	10196	407-0001
10101	402-0001	10149	402-0004	10197	407-0001
10102	402-0001	10150	402-0005	10198	407-0001
10103	402-0001	10151	402-0005	10199	407-0001
10104	402-0001	10152	402-0005	10200	407-0001
10105	402-0001	10153	402-0005	10201	407-0001
10106	402-0001	10154	402-0005	10202	407-0001
10107	402-0001	10155	402-0005	10203	407-0001
10108	402-0001	10156	402-0005	10204	407-0001
10109	402-0001	10157	402-0005	10205	407-0001
10110	402-0001	10158	402-0005	10206	407-0001
10111	402-0001	10159	402-0005	10207	407-0001
10112	402-0001	10160	402-0005	10208	
10113	402-0002	10161	402-0005	10209	
10114	402-0002	10162	402-0006	10210	
10115	402-0002	10163	402-0006	10211	
10116	402-0002	10164	402-0006	10212	
10117	402-0002	10165	402-0006	10213	
10118	402-0002	10166	402-0006	10214	
10119	402-0002	10167	402-0006	10215	
10120	402-0002	10168	402-0006	10216	
10121	402-0002	10169	402-0006	10217	
10122	402-0002	10170	402-0006	10218	
10123	402-0002	10171	402-0007	10219	
10124	402-0002	10172	402-0007	10220	

CONCORDANCE OF CANSIM I MATRICES TO CANSIM II TABLES

MATRIX	TABLE	MATRIX	TABLE	MATRIX	TABLE
10221		11528	029-0005	11651	301-0003
10222		11529	029-0005	11652	301-0003
10223		11530	029-0005	11653	301-0003
10224		11531	029-0005	11654	301-0003
10225		11532	029-0005	11655	301-0003
10226		11533	032-0001	11656	301-0003
10227		11534	032-0001	11657	301-0003
10228		11535	032-0002	11658	301-0003
10229		11536	032-0002	11659	301-0003
10230		11537	029-0005	11660	301-0003
10231		11607		11661	301-0003
10232		11608		11662	301-0003
10233		11615	301-0003	11663	301-0003
10234	402-0001	11616	301-0003	11664	301-0003
10235		11617	301-0003	11665	301-0003
10236		11618	301-0003	11666	301-0003
10237		11619	301-0003	11667	301-0003
10300	111-0001	11620	301-0003	11668	301-0003
10301	111-0002	11621	301-0003	11669	301-0003
10302	111-0003	11622	301-0003	11670	301-0003
11500	029-0005	11623	301-0003	11671	301-0003
11501	029-0005	11624	301-0003	11672	301-0003
11502	029-0007	11625	301-0003	11673	301-0003
11503	029-0008	11626	301-0003	11674	301-0003
11504	029-0009	11627	301-0003	11675	301-0003
11505	029-0010	11628	301-0003	11676	301-0003
11506	029-0011	11629	301-0003	11677	301-0003
11507	029-0012	11630	301-0003	11678	301-0003
11508	029-0013	11631	301-0003	11679	301-0003
11509	029-0014	11632	301-0003	11680	301-0003
11510	029-0015	11633	301-0003	11681	301-0003
11511	029-0016	11634	301-0003	11682	301-0003
11512	029-0017	11635	301-0003	11683	301-0003
11513	029-0018	11636	301-0003	11684	301-0003
11514	029-0019	11637	301-0003	11685	301-0003
11515	029-0020	11638	301-0003	11686	301-0003
11516	029-0021	11639	301-0003	11687	301-0003
11517	029-0022	11640	301-0003	11688	301-0003
11518	029-0005	11641	301-0003	11689	301-0003
11519	029-0024	11642	301-0003	11690	301-0003
11520	029-0005	11643	301-0003	11691	301-0003
11521	029-0005	11644	301-0003	11692	301-0003
11522	029-0005	11645	301-0003	11693	301-0003
11523	029-0005	11646	301-0003	11694	301-0003
11524	029-0005	11647	301-0003	11695	301-0003
11525	029-0005	11648	301-0003	11696	301-0003
11526	029-0005	11649	301-0003	11697	301-0003
11527	029-0005	11650	301-0003	11698	301-0003

CONCORDANCE OF CANSIM I MATRICES TO CANSIM II TABLES

MATRIX	TABLE	MATRIX	TABLE	MATRIX	TABLE
11699	301-0003	11747	301-0003	11795	301-0003
11700	301-0003	11748	301-0003	11796	301-0003
11701	301-0003	11749	301-0003	11797	301-0003
11702	301-0003	11750	301-0003	11798	301-0003
11703	301-0003	11751	301-0003	11799	301-0003
11704	301-0003	11752	301-0003	11800	301-0003
11705	301-0003	11753	301-0003	11801	301-0003
11706	301-0003	11754	301-0003	11802	301-0003
11707	301-0003	11755	301-0003	11803	301-0003
11708	301-0003	11756	301-0003	11804	301-0003
11709	301-0003	11757	301-0003	11805	301-0003
11710	301-0003	11758	301-0003	11806	301-0003
11711	301-0003	11759	301-0003	11807	301-0003
11712	301-0003	11760	301-0003	11808	301-0003
11713	301-0003	11761	301-0003	11809	301-0003
11714	301-0003	11762	301-0003	11810	301-0003
11715	301-0003	11763	301-0003	11811	301-0003
11716	301-0003	11764	301-0003	11812	301-0003
11717	301-0003	11765	301-0003	11813	301-0003
11718	301-0003	11766	301-0003	11814	301-0003
11719	301-0003	11767	301-0003	11815	301-0003
11720	301-0003	11768	301-0003	11816	301-0003
11721	301-0003	11769	301-0003	11817	301-0003
11722	301-0003	11770	301-0003	11818	301-0003
11723	301-0003	11771	301-0003	11819	301-0003
11724	301-0003	11772	301-0003	11820	301-0003
11725	301-0003	11773	301-0003	11821	301-0003
11726	301-0003	11774	301-0003	11822	301-0003
11727	301-0003	11775	301-0003	11823	301-0003
11728	301-0003	11776	301-0003	11824	301-0003
11729	301-0003	11777	301-0003	11825	301-0003
11730	301-0003	11778	301-0003	11826	301-0003
11731	301-0003	11779	301-0003	11827	301-0003
11732	301-0003	11780	301-0003	11828	301-0003
11733	301-0003	11781	301-0003	11829	301-0003
11734	301-0003	11782	301-0003	11830	301-0003
11735	301-0003	11783	301-0003	11831	301-0003
11736	301-0003	11784	301-0003	11832	301-0003
11737	301-0003	11785	301-0003	11833	301-0003
11738	301-0003	11786	301-0003	11834	301-0003
11739	301-0003	11787	301-0003	11835	301-0003
11740	301-0003	11788	301-0003	11836	301-0003
11741	301-0003	11789	301-0003	11837	301-0003
11742	301-0003	11790	301-0003	11838	301-0003
11743	301-0003	11791	301-0003	11839	301-0003
11744	301-0003	11792	301-0003	11840	301-0003
11745	301-0003	11793	301-0003	11841	301-0003
11746	301-0003	11794	301-0003	11842	301-0003

CONCORDANCE OF CANSIM I MATRICES TO CANSIM II TABLES

MATRIX	TABLE	MATRIX	TABLE	MATRIX	TABLE
11843	301-0003	11891	301-0003	11939	301-0003
11844	301-0003	11892	301-0003	11940	301-0003
11845	301-0003	11893	301-0003	11941	301-0003
11846	301-0003	11894	301-0003	11942	301-0003
11847	301-0003	11895	301-0003	11943	301-0003
11848	301-0003	11896	301-0003	11944	301-0003
11849	301-0003	11897	301-0003	11945	301-0003
11850	301-0003	11898	301-0003	11946	301-0003
11851	301-0003	11899	301-0003	11947	301-0003
11852	301-0003	11900	301-0003	11948	301-0003
11853	301-0003	11901	301-0003	11949	301-0003
11854	301-0003	11902	301-0003	11950	301-0003
11855	301-0003	11903	301-0003	11951	301-0003
11856	301-0003	11904	301-0003	11952	301-0003
11857	301-0003	11905	301-0003	11953	301-0003
11858	301-0003	11906	301-0003	11954	301-0003
11859	301-0003	11907	301-0003	11955	301-0003
11860	301-0003	11908	301-0003	11956	301-0003
11861	301-0003	11909	301-0003	11957	301-0003
11862	301-0003	11910	301-0003	11958	301-0003
11863	301-0003	11911	301-0003	11959	301-0003
11864	301-0003	11912	301-0003	11960	301-0003
11865	301-0003	11913	301-0003	11961	301-0003
11866	301-0003	11914	301-0003	11962	301-0003
11867	301-0003	11915	301-0003	11963	301-0003
11868	301-0003	11916	301-0003	11964	301-0003
11869	301-0003	11917	301-0003	11965	301-0003
11870	301-0003	11918	301-0003	11966	301-0003
11871	301-0003	11919	301-0003	11967	301-0003
11872	301-0003	11920	301-0003	11968	301-0003
11873	301-0003	11921	301-0003	11969	301-0003
11874	301-0003	11922	301-0003	11970	301-0003
11875	301-0003	11923	301-0003	11971	301-0003
11876	301-0003	11924	301-0003	11972	301-0003
11877	301-0003	11925	301-0003	11973	301-0003
11878	301-0003	11926	301-0003	11974	301-0003
11879	301-0003	11927	301-0003	11975	301-0003
11880	301-0003	11928	301-0003	11976	301-0003
11881	301-0003	11929	301-0003	11977	301-0003
11882	301-0003	11930	301-0003	11978	301-0003
11883	301-0003	11931	301-0003	11979	301-0003
11884	301-0003	11932	301-0003	11980	301-0003
11885	301-0003	11933	301-0003	11981	301-0003
11886	301-0003	11934	301-0003	11982	301-0003
11887	301-0003	11935	301-0003	11983	301-0003
11888	301-0003	11936	301-0003	11984	301-0003
11889	301-0003	11937	301-0003	11985	301-0003
11890	301-0003	11938	301-0003	11986	301-0003

CONCORDANCE OF CANSIM I MATRICES TO CANSIM II TABLES

MATRIX	TABLE	MATRIX	TABLE	MATRIX	TABLE
11987	301-0003	12035	301-0003	12083	301-0003
11988	301-0003	12036	301-0003	12084	301-0003
11989	301-0003	12037	301-0003	12085	301-0003
11990	301-0003	12038	301-0003	12086	301-0003
11991	301-0003	12039	301-0003	12087	301-0003
11992	301-0003	12040	301-0003	12088	301-0003
11993	301-0003	12041	301-0003	12089	301-0003
11994	301-0003	12042	301-0003	12090	301-0003
11995	301-0003	12043	301-0003	12091	301-0003
11996	301-0003	12044	301-0003	12092	301-0003
11997	301-0003	12045	301-0003	12093	301-0003
11998	301-0003	12046	301-0003	12094	301-0003
11999	301-0003	12047	301-0003	12095	301-0003
12000	301-0003	12048	301-0003	12096	301-0003
12001	301-0003	12049	301-0003	12097	301-0003
12002	301-0003	12050	301-0003	12098	301-0003
12003	301-0003	12051	301-0003	12099	301-0003
12004	301-0003	12052	301-0003	12100	301-0003
12005	301-0003	12053	301-0003	12101	301-0003
12006	301-0003	12054	301-0003	12102	301-0003
12007	301-0003	12055	301-0003	12103	301-0003
12008	301-0003	12056	301-0003	12104	301-0003
12009	301-0003	12057	301-0003	12105	301-0003
12010	301-0003	12058	301-0003	12106	301-0003
12011	301-0003	12059	301-0003	12107	301-0003
12012	301-0003	12060	301-0003	12108	301-0003
12013	301-0003	12061	301-0003	12109	301-0003
12014	301-0003	12062	301-0003	12110	301-0003
12015	301-0003	12063	301-0003	12111	301-0003
12016	301-0003	12064	301-0003	12112	301-0003
12017	301-0003	12065	301-0003	12113	301-0003
12018	301-0003	12066	301-0003	12114	301-0003
12019	301-0003	12067	301-0003	12115	301-0003
12020	301-0003	12068	301-0003	12116	301-0003
12021	301-0003	12069	301-0003	12117	301-0003
12022	301-0003	12070	301-0003	12118	301-0003
12023	301-0003	12071	301-0003	12119	301-0003
12024	301-0003	12072	301-0003	12120	301-0003
12025	301-0003	12073	301-0003	12121	301-0003
12026	301-0003	12074	301-0003	12122	301-0003
12027	301-0003	12075	301-0003	12123	301-0003
12028	301-0003	12076	301-0003	12124	301-0003
12029	301-0003	12077	301-0003	12125	301-0003
12030	301-0003	12078	301-0003	12126	301-0003
12031	301-0003	12079	301-0003	12127	301-0003
12032	301-0003	12080	301-0003	12128	301-0003
12033	301-0003	12081	301-0003	12129	301-0003
12034	301-0003	12082	301-0003	12130	301-0003

CONCORDANCE OF CANSIM I MATRICES TO CANSIM II TABLES

MATRIX	TABLE	MATRIX	TABLE	MATRIX	TABLE
12131	301-0003	13013	029-0039	13061	029-0042
12132	301-0003	13014	029-0039	13062	029-0042
12133	301-0003	13015	029-0039	13063	029-0042
12134	301-0003	13016	029-0039	13064	029-0042
12135	301-0003	13017	029-0039	13065	029-0042
12136	301-0003	13018	029-0039	13066	029-0042
12137	301-0003	13019	029-0039	13067	029-0042
12138	301-0003	13020	029-0039	13068	029-0042
12139	301-0003	13021	029-0039	13069	029-0042
12140	301-0003	13022	029-0040	13070	029-0042
12141	301-0003	13023	029-0040	13071	029-0042
12142	301-0003	13024	029-0040	13072	029-0043
12143	301-0003	13025	029-0040	13073	029-0043
12144	301-0003	13026	029-0040	13074	029-0043
12145	301-0003	13027	029-0040	13075	029-0044
12146	301-0003	13028	029-0040	13076	029-0044
12147	301-0003	13029	029-0040	13077	029-0044
12148	301-0003	13030	029-0040	13100	031-0002
12149	301-0003	13031	029-0040	13101	031-0002
12150	301-0003	13032	029-0040	13102	031-0002
12151	301-0003	13033	029-0040	13103	031-0002
12152	301-0003	13034	029-0040	13104	031-0002
12153	301-0003	13035	029-0040	13105	031-0002
12154	301-0003	13036	029-0041	13106	031-0002
12155	301-0003	13037	029-0041	13107	031-0002
12156	301-0003	13038	029-0041	13108	031-0002
12157	301-0003	13039	029-0041	13109	031-0002
12158	301-0003	13040	029-0041	13110	031-0002
12159	301-0003	13041	029-0041	13111	031-0002
12160	301-0003	13042	029-0041	13112	031-0002
12161	301-0003	13043	029-0041	13113	031-0002
12162	301-0003	13044	029-0041	13114	031-0002
12163	301-0003	13045	029-0041	13115	031-0002
12164	301-0003	13046	029-0041	13116	031-0002
12165	301-0003	13047	029-0041	13117	031-0002
13000	029-0039	13048	029-0041	13118	031-0002
13001	029-0039	13049	029-0041	13119	031-0002
13002	029-0039	13050	029-0041	13120	031-0002
13003	029-0039	13051	029-0041	13121	031-0002
13004	029-0039	13052	029-0041	13122	031-0002
13005	029-0039	13053	029-0041	13123	031-0002
13006	029-0039	13054	029-0041	13124	031-0002
13007	029-0039	13055	029-0041	13125	031-0002
13008	029-0039	13056	029-0041	13126	031-0002
13009	029-0039	13057	029-0041	13127	031-0002
13010	029-0039	13058	029-0042	13128	031-0002
13011	029-0039	13059	029-0042	13129	031-0002
13012	029-0039	13060	029-0042	13130	031-0002

CONCORDANCE OF CANSIM I MATRICES TO CANSIM II TABLES

MATRIX	TABLE	MATRIX	TABLE	MATRIX	TABLE
13131	031-0002	13179	031-0002	13227	031-0002
13132	031-0002	13180	031-0002	13228	031-0002
13133	031-0002	13181	031-0002	13229	031-0002
13134	031-0002	13182	031-0002	13230	031-0002
13135	031-0002	13183	031-0002	13231	031-0002
13136	031-0002	13184	031-0002	13232	031-0002
13137	031-0002	13185	031-0002	13233	031-0002
13138	031-0002	13186	031-0002	13234	031-0002
13139	031-0002	13187	031-0002	13235	031-0002
13140	031-0002	13188	031-0002	13236	031-0002
13141	031-0002	13189	031-0002	13237	031-0002
13142	031-0002	13190	031-0002	13238	031-0002
13143	031-0002	13191	031-0002	13239	031-0002
13144	031-0002	13192	031-0002	13240	031-0002
13145	031-0002	13193	031-0002	13241	031-0002
13146	031-0002	13194	031-0002	13242	031-0002
13147	031-0002	13195	031-0002	13243	031-0002
13148	031-0002	13196	031-0002	13244	031-0002
13149	031-0002	13197	031-0002	13245	031-0002
13150	031-0002	13198	031-0002	13246	031-0002
13151	031-0002	13199	031-0002	13247	031-0002
13152	031-0002	13200	031-0002	13248	031-0002
13153	031-0002	13201	031-0002	13249	031-0002
13154	031-0002	13202	031-0002	13250	031-0002
13155	031-0002	13203	031-0002	13251	031-0002
13156	031-0002	13204	031-0002	13252	031-0002
13157	031-0002	13205	031-0002	13253	031-0002
13158	031-0002	13206	031-0002	13254	031-0002
13159	031-0002	13207	031-0002	13255	031-0002
13160	031-0002	13208	031-0002	13256	031-0002
13161	031-0002	13209	031-0002	13257	031-0002
13162	031-0002	13210	031-0002	13258	031-0002
13163	031-0002	13211	031-0002	13259	031-0002
13164	031-0002	13212	031-0002	13260	031-0002
13165	031-0002	13213	031-0002	13261	031-0002
13166	031-0002	13214	031-0002	13262	031-0002
13167	031-0002	13215	031-0002	13263	031-0002
13168	031-0002	13216	031-0002	13264	031-0002
13169	031-0002	13217	031-0002	13265	031-0002
13170	031-0002	13218	031-0002	13266	031-0002
13171	031-0002	13219	031-0002	13267	031-0002
13172	031-0002	13220	031-0002	13268	031-0002
13173	031-0002	13221	031-0002	13269	031-0002
13174	031-0002	13222	031-0002	13270	031-0002
13175	031-0002	13223	031-0002	13271	031-0002
13176	031-0002	13224	031-0002	13272	031-0002
13177	031-0002	13225	031-0002	13273	031-0002
13178	031-0002	13226	031-0002	13274	031-0002

CONCORDANCE OF CANSIM I MATRICES TO CANSIM II TABLES

MATRIX	TABLE	MATRIX	TABLE	MATRIX	TABLE
13275	031-0002	13323	031-0002	13410	031-0002
13276	031-0002	13324	031-0002	13411	031-0002
13277	031-0002	13325	031-0002	13412	031-0002
13278	031-0002	13326	031-0002	13413	031-0002
13279	031-0002	13327	031-0002	13414	031-0002
13280	031-0002	13328	031-0002	13415	031-0002
13281	031-0002	13329	031-0002	13416	031-0002
13282	031-0002	13330	031-0002	13417	031-0002
13283	031-0002	13331	031-0002	13418	031-0002
13284	031-0002	13332	031-0002	13419	031-0002
13285	031-0002	13333	031-0002	13420	031-0002
13286	031-0002	13334	031-0002	13421	031-0002
13287	031-0002	13335	031-0002	13422	031-0002
13288	031-0002	13336	031-0002	13423	031-0002
13289	031-0002	13337	031-0002	13424	031-0002
13290	031-0002	13338	031-0002	13425	031-0002
13291	031-0002	13339	031-0002	13426	031-0002
13292	031-0002	13340	031-0002	13427	031-0002
13293	031-0002	13341	031-0002	13428	031-0002
13294	031-0002	13342	031-0002	13429	031-0002
13295	031-0002	13343	031-0002	13430	031-0002
13296	031-0002	13344	031-0002	13431	031-0002
13297	031-0002	13345	031-0002	13432	031-0002
13298	031-0002	13346	031-0002	13433	031-0002
13299	031-0002	13347	031-0002	13434	031-0002
13300	031-0002	13348	031-0002	13435	031-0002
13301	031-0002	13349	031-0002	13436	031-0002
13302	031-0002	13350	031-0002	13437	031-0002
13303	031-0002	13351	031-0002	13438	031-0002
13304	031-0002	13352	031-0002	13439	031-0002
13305	031-0002	13353	031-0002	13440	031-0002
13306	031-0002	13354	031-0002	13441	031-0002
13307	031-0002	13355	031-0002	13442	031-0002
13308	031-0002	13356	031-0002	13443	031-0002
13309	031-0002	13357	031-0002	13444	031-0002
13310	031-0002	13358	031-0002	13445	031-0002
13311	031-0002	13359	031-0002	13446	031-0002
13312	031-0002	13360	031-0002	13447	031-0002
13313	031-0002	13400	031-0002	13448	031-0002
13314	031-0002	13401	031-0002	13449	031-0002
13315	031-0002	13402	031-0002	13450	031-0002
13316	031-0002	13403	031-0002	13451	031-0002
13317	031-0002	13404	031-0002	13452	031-0002
13318	031-0002	13405	031-0002	13453	031-0002
13319	031-0002	13406	031-0002	13454	031-0002
13320	031-0002	13407	031-0002	13455	031-0002
13321	031-0002	13408	031-0002	13456	031-0002
13322	031-0002	13409	031-0002	13457	031-0002

CONCORDANCE OF CANSIM I MATRICES TO CANSIM II TABLES

<u>MATRIX</u>	<u>TABLE</u>	<u>MATRIX</u>	<u>TABLE</u>	<u>MATRIX</u>	<u>TABLE</u>
13458	031-0002	13506	031-0002	13554	031-0002
13459	031-0002	13507	031-0002	13555	031-0002
13460	031-0002	13508	031-0002	13556	031-0002
13461	031-0002	13509	031-0002	13557	031-0002
13462	031-0002	13510	031-0002	13558	031-0002
13463	031-0002	13511	031-0002	13559	031-0002
13464	031-0002	13512	031-0002	13560	031-0002
13465	031-0002	13513	031-0002	13561	031-0002
13466	031-0002	13514	031-0002	13562	031-0002
13467	031-0002	13515	031-0002	13563	031-0002
13468	031-0002	13516	031-0002	13564	031-0002
13469	031-0002	13517	031-0002	13565	031-0002
13470	031-0002	13518	031-0002	13566	031-0002
13471	031-0002	13519	031-0002	13567	031-0002
13472	031-0002	13520	031-0002	13568	031-0002
13473	031-0002	13521	031-0002	13569	031-0002
13474	031-0002	13522	031-0002	13570	031-0002
13475	031-0002	13523	031-0002	13571	031-0002
13476	031-0002	13524	031-0002	13572	031-0002
13477	031-0002	13525	031-0002	13573	031-0002
13478	031-0002	13526	031-0002	13574	031-0002
13479	031-0002	13527	031-0002	13575	031-0002
13480	031-0002	13528	031-0002	13576	031-0002
13481	031-0002	13529	031-0002	13577	031-0002
13482	031-0002	13530	031-0002	13578	031-0002
13483	031-0002	13531	031-0002	13579	031-0002
13484	031-0002	13532	031-0002	13580	031-0002
13485	031-0002	13533	031-0002	13581	031-0002
13486	031-0002	13534	031-0002	13582	031-0002
13487	031-0002	13535	031-0002	13583	031-0002
13488	031-0002	13536	031-0002	13584	031-0002
13489	031-0002	13537	031-0002	13585	031-0002
13490	031-0002	13538	031-0002	13586	031-0002
13491	031-0002	13539	031-0002	13587	031-0002
13492	031-0002	13540	031-0002	13588	031-0002
13493	031-0002	13541	031-0002	13589	031-0002
13494	031-0002	13542	031-0002	13590	031-0002
13495	031-0002	13543	031-0002	13591	031-0002
13496	031-0002	13544	031-0002	13592	031-0002
13497	031-0002	13545	031-0002	13593	031-0002
13498	031-0002	13546	031-0002	13594	031-0002
13499	031-0002	13547	031-0002	13595	031-0002
13500	031-0002	13548	031-0002	13596	031-0002
13501	031-0002	13549	031-0002	13597	031-0002
13502	031-0002	13550	031-0002	13598	031-0002
13503	031-0002	13551	031-0002	13599	031-0002
13504	031-0002	13552	031-0002	13600	031-0002
13505	031-0002	13553	031-0002	13601	031-0002

CONCORDANCE OF CANSIM I MATRICES TO CANSIM II TABLES

MATRIX	TABLE	MATRIX	TABLE	MATRIX	TABLE
13602	031-0002	13650	031-0002	14037	386-0001
13603	031-0002	13651	031-0002	14038	386-0001
13604	031-0002	13652	031-0002	14039	386-0001
13605	031-0002	13653	031-0002	14040	386-0001
13606	031-0002	13654	031-0002	14041	386-0001
13607	031-0002	13655	031-0002	14042	386-0001
13608	031-0002	13656	031-0002	14043	386-0001
13609	031-0002	13657	031-0002	14044	386-0001
13610	031-0002	13658	031-0002	14045	386-0001
13611	031-0002	13659	031-0002	14046	386-0001
13612	031-0002	13660	031-0002	14047	386-0001
13613	031-0002	14000	386-0001	14048	386-0001
13614	031-0002	14001	386-0001	14049	386-0001
13615	031-0002	14002	386-0001	14050	386-0001
13616	031-0002	14003	386-0001	14051	386-0001
13617	031-0002	14004	386-0001	14052	386-0001
13618	031-0002	14005	386-0001	14053	386-0001
13619	031-0002	14006	386-0001	15000	304-0014
13620	031-0002	14007	386-0001	15001	304-0014
13621	031-0002	14008	386-0001	15002	304-0014
13622	031-0002	14009	386-0001	15003	304-0014
13623	031-0002	14010	386-0001	15004	304-0014
13624	031-0002	14011	386-0001	15005	304-0014
13625	031-0002	14012	386-0001	15006	304-0014
13626	031-0002	14013	386-0001	15007	304-0014
13627	031-0002	14014	386-0001	15008	304-0014
13628	031-0002	14015	386-0001	15009	304-0014
13629	031-0002	14016	386-0001	15010	304-0014
13630	031-0002	14017	386-0001	15011	304-0014
13631	031-0002	14018	386-0001	15012	304-0014
13632	031-0002	14019	386-0001	15013	304-0014
13633	031-0002	14020	386-0001	15014	304-0014
13634	031-0002	14021	386-0001	15015	304-0014
13635	031-0002	14022	386-0001	15016	304-0015
13636	031-0002	14023	386-0001	15017	304-0015
13637	031-0002	14024	386-0001	15018	304-0015
13638	031-0002	14025	386-0001	15019	304-0015
13639	031-0002	14026	386-0001	15020	304-0015
13640	031-0002	14027	386-0001	15021	304-0015
13641	031-0002	14028	386-0001	15022	304-0015
13642	031-0002	14029	386-0001	15023	304-0015
13643	031-0002	14030	386-0001	15024	304-0015
13644	031-0002	14031	386-0001	15025	304-0015
13645	031-0002	14032	386-0001	15026	304-0015
13646	031-0002	14033	386-0001	15027	304-0015
13647	031-0002	14034	386-0001	15028	304-0015
13648	031-0002	14035	386-0001	15029	304-0015
13649	031-0002	14036	386-0001	15030	304-0015

CONCORDANCE OF CANSIM I MATRICES TO CANSIM II TABLES

MATRIX	TABLE	MATRIX	TABLE	MATRIX	TABLE
15031	304-0015	17037		17085	
15032	304-0015	17038		17086	
15033	304-0015	17039		17087	
15034	304-0015	17040		17088	
15035	304-0015	17041		17089	
15036	304-0015	17042		17090	
15037	304-0015	17043		17091	
15038	304-0015	17044		17092	
15039	304-0015	17045		17093	
15040	304-0015	17046		17094	
15041	304-0015	17047		17095	
17000		17048		17096	
17001		17049		17097	
17002		17050		17098	
17003		17051		17099	
17004		17052		17100	
17005		17053		17101	
17006		17054		17102	
17007		17055		17103	
17008		17056		17104	
17009		17057		17105	
17010		17058		17106	
17011		17059		17107	
17012		17060		17108	
17013		17061		17109	
17014		17062		17110	
17015		17063		17111	
17016		17064		17112	
17017		17065		17113	
17018		17066		17114	
17019		17067		17115	
17020		17068		17116	
17021		17069		17117	
17022		17070		17118	
17023		17071		17119	
17024		17072		17120	
17025		17073		17121	
17026		17074		17122	
17027		17075		17123	
17028		17076		17124	
17029		17077		17125	
17030		17078		17126	
17031		17079		17127	
17032		17080		17128	
17033		17081		17129	
17034		17082		17130	
17035		17083		17131	
17036		17084		17132	

CONCORDANCE OF CANSIM I MATRICES TO CANSIM II TABLES

MATRIX	TABLE	MATRIX	TABLE	MATRIX	TABLE
17133		17181		17230	
17134		17182		17231	
17135		17183		17232	
17136		17184		17233	
17137		17185		17234	
17138		17186		17235	
17139		17187		17236	
17140		17188		17238	
17141		17189		17239	
17142		17190		17240	
17143		17191		17241	
17144		17192		17242	
17145		17193		17243	
17146		17194		17244	
17147		17195		17245	
17148		17196		17246	
17149		17197		17247	
17150		17198		17248	
17151		17199		17249	
17152		17200		17250	
17153		17201		17252	
17154		17202		17253	
17155		17203		17254	
17156		17204		17255	
17157		17205		17256	
17158		17206		17257	
17159		17207		17258	
17160		17208		17259	
17161		17209		17260	
17162		17210		17261	
17163		17211		17262	
17164		17212		17263	
17165		17213		17264	
17166		17214		17266	
17167		17215		17267	
17168		17216		18000	110-0034
17169		17217		18001	110-0034
17170		17218		18002	110-0034
17171		17219		18003	110-0047
17172		17220		18004	110-0053
17173		17221		18005	110-0053
17174		17222		18006	110-0053
17175		17224		18007	110-0049
17176		17225		18008	110-0049
17177		17226		18009	110-0049
17178		17227		18010	110-0029
17179		17228		18011	110-0029
17180		17229		18012	110-0029

CONCORDANCE OF CANSIM I MATRICES TO CANSIM II TABLES

MATRIX	TABLE	MATRIX	TABLE	MATRIX	TABLE
18013	110-0030	18061	110-0027	18109	110-0031
18014	110-0030	18062	110-0027	18110	110-0031
18015	110-0030	18063	110-0027	18111	110-0031
18016	110-0046	18064	110-0027	18112	110-0031
18017	110-0046	18065	110-0027	18113	110-0031
18018	110-0046	18066	110-0027	18114	110-0031
18019	110-0048	18067	110-0027	18115	110-0031
18020	110-0048	18068	110-0027	18116	110-0031
18021	110-0048	18069	110-0027	18117	110-0031
18022	110-0048	18070	110-0027	18118	110-0031
18023	110-0048	18071	110-0027	18119	110-0031
18024	110-0048	18072	110-0027	18120	110-0031
18025	110-0048	18073	110-0027	18121	110-0031
18026	110-0048	18074	110-0027	18122	110-0031
18027	110-0048	18075	110-0027	18123	110-0031
18028	110-0048	18076	110-0027	18124	110-0031
18029	110-0048	18077	110-0027	18125	110-0031
18030	110-0048	18078	110-0027	18126	110-0031
18031	110-0048	18079	110-0027	18127	110-0031
18032	110-0048	18080	110-0027	18128	110-0031
18033	110-0048	18081	110-0027	18129	110-0031
18034	110-0048	18082	110-0027	18130	110-0031
18035	110-0048	18083	110-0027	18131	110-0031
18036	110-0048	18084	110-0027	18132	110-0031
18037	110-0048	18085	110-0027	18133	110-0036
18038	110-0048	18086	110-0027	18134	110-0036
18039	110-0048	18087	110-0027	18135	110-0036
18040	110-0048	18088	110-0027	18136	110-0036
18041	110-0048	18089	110-0027	18137	110-0036
18042	110-0048	18090	110-0027	18138	110-0036
18043	110-0021	18091	110-0027	18139	110-0036
18044	110-0021	18092	110-0027	18140	110-0036
18045	110-0021	18093	110-0027	18141	110-0036
18046	110-0025	18094	110-0027	18142	110-0035
18047	110-0025	18095	110-0027	18143	110-0035
18048	110-0025	18096	110-0027	18144	110-0035
18049	110-0024	18097	110-0027	18145	110-0036
18050	110-0024	18098	110-0027	18146	110-0036
18051	110-0024	18099	110-0027	18147	110-0036
18052	110-0022	18100	110-0028	18148	110-0037
18053	110-0022	18101	110-0028	18149	110-0037
18054	110-0022	18102	110-0028	18150	110-0037
18055	110-0023	18103	110-0031	18151	110-0038
18056	110-0023	18104	110-0031	18152	110-0038
18057	110-0023	18105	110-0031	18153	110-0038
18058	110-0026	18106	110-0031	18154	110-0038
18059	110-0026	18107	110-0031	18155	110-0038
18060	110-0026	18108	110-0031	18156	110-0038

CONCORDANCE OF CANSIM I MATRICES TO CANSIM II TABLES

MATRIX	TABLE	MATRIX	TABLE	MATRIX	TABLE
18157	110-0039	18205	110-0042		
18158	110-0039	18206	110-0042		
18159	110-0039	18207	110-0042		
18160	110-0039	18208	110-0042		
18161	110-0039	18209	110-0042		
18162	110-0039	18210	110-0042		
18163	110-0039	18211	110-0042		
18164	110-0039	18212	110-0042		
18165	110-0039	18213	110-0042		
18166	110-0039	18214	110-0051		
18167	110-0039	18215	110-0051		
18168	110-0039	18216	110-0051		
18169	110-0040				
18170	110-0040				
18171	110-0040				
18172	110-0041				
18173	110-0041				
18174	110-0041				
18175	110-0043				
18176	110-0043				
18177	110-0043				
18178	110-0033				
18179	110-0033				
18180	110-0033				
18181	110-0033				
18182	110-0033				
18183	110-0033				
18184	110-0033				
18185	110-0033				
18186	110-0033				
18187	110-0031				
18188	110-0031				
18189	110-0031				
18190	110-0032				
18191	110-0032				
18192	110-0032				
18193	110-0044				
18194	110-0044				
18195	110-0044				
18196	110-0045				
18197	110-0045				
18198	110-0045				
18199	110-0052				
18200	110-0052				
18201	110-0052				
18202	110-0050				
18203	110-0050				
18204	110-0050				

100
100
100
100
100

100
100
100
100
100

REGIONAL REFERENCE CENTRES

Toll-Free Number: 1-800-263-1136

National Order Line: 1-877-267-6677

National Toll-Free Fax Order Line: 1-800-287-4369

National TDD Line: 1-800-363-7629

ATLANTIC REGION

Serving the provinces of Newfoundland and Labrador, Nova Scotia, Prince Edward Island and New Brunswick.

Statistics Canada
Advisory Services
1741 Brunswick Street
2nd Floor, Box 11
HALIFAX, Nova Scotia
B3J 3X8
Local calls: (902) 426-5331
Fax number: (902) 426-9538
E-mail: atlantic.info@statcan.ca

QUEBEC REGION

Serving the province of Quebec except the National Capital Region.

Statistics Canada
Advisory Services
200 René Levesque Blvd. West
Guy Favreau Complex
4th Floor, East Tower
MONTREAL, Quebec
H2Z 1X4
Local calls: (514) 283-5725
Fax number: (514) 283-9350
E-mail: louise.boumot@statcan.ca

NATIONAL CAPITAL REGION

Serving the National Capital Region.

Statistics Canada
Statistical Reference Centre
R.H. coats Bldg., Lobby
Holland Avenue
OTTAWA, Ontario
K1A 0T6
Local calls: (613) 951-8116
Fax number: (613) 951-0581
E-mail: infostats@statcan.ca

ONTARIO REGION

Serving the province of Ontario except the National Capital Region.

Statistics Canada
Advisory Services
Arthur Meighen Bldg., 10th Floor
25 St. Clair Avenue East
TORONTO, Ontario
M4T 1M4
Local calls: (416) 973-6586
Fax number: (416) 973-7475

PRAIRIE REGION

The 4 centres serve the provinces of Manitoba, Saskatchewan, Alberta, the Northwest Territories and the Nunavut Territory.

Statistics Canada
Advisory Services
Via Rail Bldg., Suite 200
123 Main Street
WINNIPEG, Manitoba
R3C 4V9
Local calls: (204) 983-4020
Fax number: (204) 983-7543
E-mail: statswpg@accglobal.net

Statistics Canada
Advisory Services
Park Plaza, Suite 440
2365 Albert Street
REGINA, Saskatchewan
S4P 4K1
Local calls: (306) 780-5405
Fax number: (306) 780-5403
E-mail: statcan@sk.sympatico.ca


Statistics Canada
Advisory Services
Park Square, 15th Floor
10001 Bellamy Hill
EDMONTON, Alberta
T5J 3B6
Local calls: (780) 495-3027
Fax number: (780) 495-5318
E-mail: johane.tremblay@statcan.ca

Statistics Canada
Advisory Services
Discovery Place, Room 201
3553 - 31 Street N.W.
CALGARY, Alberta
T2L 2K7
Local calls: (403) 292-6717
Fax number: (403) 292-4958
E-mail: barb.cable@statcan.ca

PACIFIC REGION

Serving the province of British Columbia and the Yukon Territory.

Statistics Canada
Advisory Services
Library Square Office Tower
600-300 West Georgia Street
VANCOUVER, British Columbia
V6B 6C7
Local calls: (604) 666-3691
Fax number: (604) 666-4863
E-mail: stcvan@statcan.ca





For close to three decades, CANSIM's reliable results have made it possible for Canadian businesses to track trends in many different areas of activity. If you need statistical support to boost your reports and substantiate your planning initiatives, then look to CANSIM... a trusted and proven research tool.

Statistics

Canada's

Network of

CANSIM

Distributors

Puts

Canada

Online

What is CANSIM?

CANSIM is a multi-subject online database with over 800,000 records providing statistical information relating to:

- business
- labour
- manufacturing
- finance
- wholesale and retail trade
- international trade
- transportation
- agriculture
- population estimates
- health

Statistics Canada's CANSIM Distributors

Partnerships with private-sector providers enable Statistics Canada to distribute its data widely. In combination with access to the CANSIM database, these organizations offer value-added information services specific to their areas of expertise. Modelling software, bulk discounts, specialized retrievals and tailored analyses are among the many benefits enjoyed by clients.

Call any of our CANSIM distributors for information on cost and service availability.

CGI GROUP INC.

Tel.: (613) 234-2155
1-800-267-4165
Fax: (613) 238-3315
E-mail: russell.wong@cgi.ca
Web: <http://www.cgi.ca>

CONFERENCE BOARD OF CANADA

Tel.: (613) 526-3280
Fax: (613) 526-4857
E-mail: economics@conferenceboard.ca
Web: <http://http://www.conferenceboard.ca/weblinux>

ECOWIN AB

Tel.: 46 31 743 25 00
Fax: 46 31 743 25 10
E-mail: pernilia@ecowin.com
Web: <http://www.ecowin.com>

HAYER ANALYTICS

Tel.: (212) 986-9300
Fax: (212) 986-5857
E-mail: maurine@hayer.com
Web: <http://www.hayer.com>

NOMURA RESEARCH INSTITUTE LTD.

Tel.: 011-81-3-5255-1893
Fax: 011-81-3-5255-1876
E-mail: est00001@partner1.nri.co.jp
Web: <http://www.nri.co.jp>

PRIMARK GLOBAL INFORMATION SERVICES


Web: <http://primark.com>
DATASTREAM INTERNATIONAL
Tel.: (416) 777-6733
Fax: (416) 777-6713
E-mail: tm.gowan@datastream.com
Web: <http://www.datastream.com>
PRIMARK (CANADA) INC.
Tel.: (610) 490-2531
Fax: (610) 490-2770
E-mail: colin.beliveau@wefi.com
Web: <http://www.wefi.com>

STANDARD & POORS/DRI

Tel.: 1-800-933-3747
Fax: (416) 360-0088
E-mail: ldurca@dri.mcgraw-hill.com
Web: <http://www.dri.mcgraw-hill.com>

CANSIM is also available at www.statcan.ca, an online service offered by Statistics Canada.

March 2001 **Canada**



Get the latest Canadian statistics at

www.statcan.ca

Statistics Canada Information On-line

www.statcan.ca is your direct route to statistical information profiling Canada's business, economy and society. This easy-to-navigate and informative site provides a wealth of information about Canada and Canadians.

Canadian Statistics

Over 200 tables of continuously updated statistics on significant aspects of Canada's economy, land, people and government.

Census

Find out the latest Census results directly. What is the average income, education level or value of homes in your community? Check the *Statistical Profile of Canadian Communities* for information about your local area.

In Depth

Selected articles from our top analytical journals. Download an article or abstract from the latest issue of such popular titles as *Canadian Social Trends*, *Juristat*, *Perspectives on Labour and Income*, *Canadian Economic Observer* and others.

Service Centres

Information on our regional offices, libraries and other distributors of Statistics Canada data.

Daily News

Visit Daily News each working day at 8:30 a.m. (ET) for the latest data and analysis, major economic indicators and announcements about new products and services.

Canada Quiz

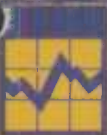
What is the most popular sport for Canadian children? Try our Quiz and find out this and other interesting facts about Canada and Canadians while you learn how to navigate our site.

Education Resources

A gateway to learning. Designed for teachers and students from elementary to university level: classroom activities, teacher's kits, access to E-STAT and special resources for universities.

Products and Services

Search our catalogue, ORDER products, download electronic publications and access databases, all on-line.



Get the numbers that count —
straight from the source!



Statistics Canada
Statistique Canada

Canada

Mettez la main sur les plus récentes
statistiques canadiennes

www.statcan.ca

L'information en direct de Statistique Canada

www.statcan.ca vous ouvre la voie vers de l'information statistique décrivant les affaires, l'économie et la société canadiennes. Facile à parcourir et à explorer, ce site renferme une pléiade de renseignements sur le Canada et les Canadiens.

Le Canada en statistiques

Plus de 200 tableaux de statistiques continuellement mises à jour sur d'importants aspects de l'économie, du territoire, de la société et du gouvernement canadiens.

Recensement

Découvrez directement les dernières informations relatives au Recensement. Quelle est la moyenne du revenu, du niveau de scolarité ou de la valeur des logements dans votre communauté? Consultez le Profil statistique des communautés canadiennes pour plus de renseignements sur votre localité.

En profondeur

Une sélection d'articles tirés de nos périodiques analytiques. Téléchargez un article ou un résumé du plus récent numéro de *Tendances sociales canadiennes*, *Juristat*, *L'emploi et le revenu en perspective*, *L'Observateur économique canadien* et plusieurs autres titres populaires.

Centres de services

De l'information sur nos bureaux régionaux, les bibliothèques et les autres distributeurs de données de Statistique Canada.

Nouvelles du Quotidien

Visitez Nouvelles du Quotidien tous les jours à 8 h 30 (HNE) pour obtenir de nouvelles données et analyses, les principaux indicateurs économiques et des annonces sur les nouveaux produits et services.

Jeu-questionnaire Canada

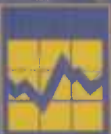
Quel est le sport le plus populaire chez les enfants au Canada? Essayez notre jeu-questionnaire et vous découvrirez le Canada et les Canadiens tout en apprenant à naviguer sur notre site.

Ressources éducatives

Une passerelle vers les connaissances. Conçu pour les enseignants et les élèves de tous les niveaux, primaire à universitaire : activités en classe, trousse de l'enseignant, accès à E-STAT et ressources spéciales pour les universités.


Produits et services

Faites une recherche dans notre catalogue, commandez des produits, téléchargez une publication électronique, accédez à des bases de données — le tout, en direct!



**Procurez-vous les chiffres qui comptent —
directement de la source!**





STATISTICS CANADA LIBRARY
BIBLIOTHEQUE STATISTIQUE CANADA



1010321950

Ca-005