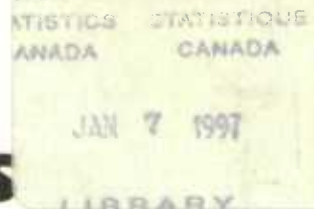


c-3

Catalogue 12-575E



# Guide to Statistics Canada's Programs and Products 1991



Statistics Canada Statistique Canada

Canada

## Data in Many Forms...

Statistics Canada disseminates data in a variety of forms. In addition to publications, both standard and special tabulations are offered on computer print-outs, microfiche and microfilm, and magnetic tapes. Maps and other geographic reference materials are available for some types of data. Direct access to aggregated information is possible through CANSIM, Statistics Canada's machine-readable data base and retrieval system.

## How to Obtain More Information

Inquiries about this publication and related statistics or services should be directed to:

Standards Division  
8-D Jean Talon Building,  
FAX: (613) 951-8578

Statistics Canada, Ottawa, K1A 0T6 (Telephone: 951-8576) or to the Statistics Canada reference centre in:

St. John's	(772-4073)	Winnipeg	(983-4020)
Halifax	(426-5331)	Regina	(780-5405)
Montréal	(283-5725)	Edmonton	(495-3027)
Ottawa	(951-8116)	Calgary	(292-6717)
Toronto	(973-6586)	Vancouver	(666-3691)

Toll-free access is provided in all provinces and territories, **for users who reside outside the local dialing area** of any of the regional reference centres.

Newfoundland and Labrador  
1-800-563-4255

Alberta 1-800-282-3907

Nova Scotia, New Brunswick  
and Prince Edward Island  
1-800-565-7192

Southern Alberta 1-800-472-9708

British Columbia (South  
and Central) 1-800-663-1551

Quebec 1-800-361-2831

Yukon and Northern B.C.  
(area served by  
NorthwestTel Inc.) Zenith 0-8913

Ontario 1-800-263-1136

Manitoba 1-800-542-3404

Northwest Territories  
(area served by  
NorthwestTel Inc.)  
Call collect 403-495-3028

Saskatchewan 1-800-667-7164

## How to Order Publications

This and other Statistics Canada publications may be purchased from local authorized agents and other community bookstores, through the local Statistics Canada offices, or by mail order to Publication Sales, Statistics Canada, Ottawa, K1A 0T6.  
1(613)951-7277

Facsimile Number 1(613)951-1584

National Toll Free Order Line: 1-800-267-6677

Toronto  
Credit card only (973-8018)





Statistics Canada  
Standards Division

# Guide to Statistics Canada's Programs and Products 1991

Published by authority of the Minister  
responsible for Statistics Canada

© Minister of Industry,  
Science and Technology, 1992

All rights reserved. No part of this publication may be reproduced, stored in a retrieval system or transmitted in any form or by any means, electronic, mechanical, photocopying, recording or otherwise without prior written permission from Chief, Author Services, Publications Division, Statistics Canada, Ottawa, Ontario, Canada K1A 0T6.

July 1992

Price: Canada: \$85.00  
United States: US\$102.00  
Other Countries: US\$119.00

Catalogue No. 12-575E

ISBN 0-660-14559-6

Ottawa

Version française de cette publication disponible sur demande

---

## Note of Appreciation

*Canada owes the success of its statistical system to a long-standing cooperation involving Statistics Canada, the citizens of Canada, its businesses and governments. Accurate and timely statistical information could not be produced without their continued cooperation and goodwill.*

Canadian Cataloguing in Publication  
Data

Main entry under title:

Guide to Statistics Canada's programs  
and products, 1991

Issued also in French under title:  
Guide d'accès aux programmes et produits  
de Statistique Canada, 1991.

ISBN 0-660-14559-6

CS12-575E

1. Statistics Canada -- Information services.
2. Statistics Canada -- Directories. I. Statistics Canada. Standards Division.

HA37.C32 G84 1992 307.1 C92-099435-0

The paper used in this publication meets the minimum  
requirements of American National Standard for  
Information Sciences - Permanence of Paper for  
Printed Library Materials, ANSI Z39.48 - 1984.



## PREFACE

---

This publication, the **Guide to Statistics Canada's Programs and Products 1991**, describes Statistics Canada's survey activities and statistical programs. It will be useful to respondents of Statistics Canada's surveys and to users of the agency's statistical output.

The publication draws upon information supplied by the various Divisions of Statistics Canada and maintained by Standards Division in a data base described as the Statistical Data Documentation System. This is the first time that selected information from the data base has been published. The information provided includes the frequency, coverage, contents and products of the various programs. The publication covers surveys or statistical programs, undertaken in 1990, most of whose outputs will have been released during 1990 and 1991. It also provides some information about new surveys undertaken in 1991. The majority of Statistics Canada's programs are ongoing, and more recent information can be obtained from the contact names provided.

This guide has been published by Standards Division, Shaila Nijhowne, Director. All those whose names are listed have at one time or another been associated with the compilation and preparation of this publication: Gérard Coté, coordinator, Daniel April, Judy Benvie, Robert Boucher, Claudette Bourque, Yvonne Coddett, Cathy Connors, Manuela Ene, Sylvie Leblanc, Anthony Malfara, Yolande Tremblay, Brenda Wannell, Michael Webber and Lyn Wilson. Their contribution, that of the Divisions who supplied the information relating to their surveys and statistical programs, and the assistance of Publications Division, is gratefully acknowledged, as is that of Sunanda Palekar of Communications Division who prepared the lists of main topics and the Index.





TABLE OF CONTENTS

---



## TABLE OF CONTENTS

INTRODUCTION .....	xi
ABBREVIATIONS .....	xix
LIST OF SURVEYS AND STATISTICAL PROGRAMS .....	xxi
SURVEY DOCUMENTATION .....	1
<b>1 System of National Accounts</b>	
11 National Accounts .....	3
12 Financial Flows .....	7
13 Environment .....	9
14 Current Economic Analysis .....	15
15 Input-Output and Productivity .....	17
16 Industry Measures and Analysis .....	21
17 Balance of Payments .....	23
<b>2 Business Statistics, Total Economy</b>	
21 Industrial Organization and Finance .....	29
22 International Trade .....	41
23 Investment and Capital Stock .....	47
24 Prices .....	57
25 Science and Technology .....	81
26 Small Business and Special Surveys .....	95
27 Business Register .....	99
<b>3 Business Statistics, by Industry</b>	
31 Agriculture .....	103
32 Manufacturing .....	151
33 Energy .....	205
34 Construction .....	229
35 Wholesale and Retail Trade .....	231
36 Transportation .....	249
37 Services .....	283
<b>4 Census and Demographic Statistics</b>	
41 Census Operations .....	305
42 Housing, Family and Social Statistics .....	307
43 Demography .....	315
<b>5 Institutions and Social Statistics</b>	
51 Health .....	327
52 Post Censal Survey Program .....	349
53 Education .....	355
54 Culture .....	383
55 Tourism .....	405
56 Justice Statistics .....	407
57 Public Institutions .....	443

<b>6 Labour and Household Statistics</b>	
61 Labour .....	455
62 Household Surveys .....	467
63 Labour and Household Surveys Analysis .....	513
64 Small Area and Administrative Data .....	515
SURVEY DOCUMENTATION - NEW SURVEYS .....	521
SURVEY DOCUMENTATION - DEFINITION OF CONTENT .....	529
INDEX .....	535







## INTRODUCTION

### BACKGROUND

Statistics Canada assembles a vast array of statistical data for which it carries out a number of activities. Surveys are conducted, statistical data are assembled, analysed and compiled and information is disseminated in a variety of ways. For the most part, Statistics Canada's users are aware of only a fraction of its programs or who to contact for general or detailed information about these programs.

For some years, the Standards Division of Statistics Canada has maintained an information data base, the **Statistical Data Documentation System (SDDS)**, detailing the over 400 surveys and statistical programs of Statistics Canada. For each of these, there is available a standard set of descriptive information.

It is from the SDDS that some items of information have been extracted for this publication, **Guide to Statistics Canada's Programs and Products 1991**. The content of the data base is extremely detailed. For this publication it has been possible to reproduce only a few items of description of the surveys and statistical programs, to indicate some of the main topics covered by them and to list the products through which the data compiled by them are disseminated. The information selected for inclusion gives an indication of the nature and content of the different statistical programs and the availability of data produced by them. The name and telephone number of a contact person is provided from whom additional information about the program can be obtained.

### CONTENTS OF THIS PUBLICATION

The information contained in this publication is about Statistics Canada's **surveys and statistical programs**, that is, the activity of collecting or assembling, processing and disseminating statistical information.

The information in this publication is organized into six major subject area groups. Related statistical programs are grouped together under broad types of information themes such as national accounts programs or institutional and social statistics programs. Within each of the six major subject area groups, information is again grouped by subjects, each of which has been given a two digit number. The activities are described in terms of surveys or statistical programs, each of which has a unique four digit SDDS identifier.

The subject area groups bear a relationship to the organisational structure of Statistics Canada; however, though they might appear to do so, the six broad groups do not correspond precisely to the higher level organisational structure of Statistics Canada. For example, the activities of Public Institutions Division are described under the subject area, Institutions and Social Statistics, rather than the System of National Accounts, to which the Division belongs in the organisation structure.

At the next level there are four Divisions within the organisational structure of Statistics Canada whose programs can be found in more than one of the subject areas. The programs carried out by the National Accounts and Environment Division are described under three subject areas, National Accounts, Financial Flows and Environment. Similarly, the surveys undertaken by the Industry Division are described under the subject areas Manufacturing, Energy, Construction, Wholesale and Retail Trade. The programs described under the subject areas Education, Culture and Tourism are carried out by one Division of that name. The activities of the Services, Science and Technology Division are described separately: Services under the higher level group called Business Statistics, by Industry, and Science and Technology under Business Statistics, Total Economy. The name of the Division responsible for the survey or statistical program is provided in the documentation.

## LIST OF SURVEYS AND STATISTICAL PROGRAMS

The surveys and statistical programs described in this publication are listed under the two digit subject area to which they belong in a table on page xix. The list provides **an overview of the surveys to be found under the various subject areas**. The most important surveys in the subject area are usually listed first. The remaining surveys are generally ordered or grouped by the main topics covered by them.

**For ease of reference, the title of each survey or statistical program carries the identification number by which information relating to it can be found in the publication.** A full description for surveys carried out during 1990, can be found in the section *Survey Documentation*. Titles of new surveys carried out for the first time during the latter half of 1990 or in 1991, are preceded by an asterisk and listed in italics at the end of each two digit subject area. For these, more limited information can be found in the separate section at the end entitled *Survey Documentation - New Surveys*.

## SURVEY DOCUMENTATION

This section of the publication contains the description of the surveys and statistical programs. The contents have been arranged in numerical order, in a structured format. The table of contents shows the six major subject groups. The two digit numbers, also shown in the table of contents, indicate the order in which the surveys or statistical programs have been grouped into subject areas for the publication. Each survey or statistical program has a unique four digit SDDS number which has been appended to the two digit number. **In the publication, the surveys and statistical programs are arranged consecutively by SDDS number under each subject area to which they belong.**

Example:

### 2 Business Statistics, Total Economy

#### 21 Industrial Organization and Finance

- 21-2501 Industrial Corporations: Financial Statistics
- 21-2502 Corporations and Labour Unions Returns Act (CALURA), Part 2 - Labour Unions
- 21-2503 Corporations and Labour Unions Returns Act (CALURA), Part 1 - Corporations
- 21-2504 Quarterly Survey of Financial Institutions
- 21-2506 Corporation Financial Statistics
- 21-2507 Corporation Taxation Statistics
- 21-2508 Corporation Financial Statistics - Financial Analysis Integrated Data Card

The Division which is responsible for the program is shown with the name of the contact person. The use of the structure codes for information retrieval will be discussed further, below.

## SURVEY DOCUMENTATION - NEW SURVEYS

A limited number of items of information are provided for these surveys. Again the surveys are arranged consecutively by SDDS number under the subject area to which the survey belongs.



## SURVEY DOCUMENTATION - DEFINITION OF CONTENT

The items of information about each survey or statistical program, which are provided in the publication are identified and defined in this section. The definitions enable the user to understand what information has been provided about Statistics Canada's surveys and statistical programs. An asterisk indicates which items of information have been provided for new surveys. It should be noted that when an item does not appear in the description of the statistical activity it is because that item of information is not applicable or has not been reported for that program.

In the documentation, after the description of the survey or statistical program, the main topics covered by the program are listed in order of importance. The phrases, "by data detail" or "data detail", are used to indicate that data on this topic are available for many more categories than it has been possible to mention in the list of topics. For further information, the user can look up the publications or get in touch with the contact person.

## INDEX

An important feature of this publication is the alphabetical index. The index allows the user to identify a survey or statistical program by its title (in italics) or by the main topics covered by the surveys or statistical programs. The six digit structure code, shown after the title or topic in the index, guides the user to information on the statistical program through which data are collected, compiled, analysed and disseminated.

Example:

**Eggs, production, stocks and sales; 31-3421**

The first two digits of this entry from the Index direct a user interested in information on eggs, whether production, stocks or sales to section 31 of the Guide. The remaining four digits are the SDDS identification number for the survey or statistical program. In section 31 of the Guide, the user will find the entry:

**Agriculture**

**31**

---

### **31-3421      Egg Production Report**

The header, **Agriculture**, in the upper left hand corner, identifies the information grouping. The number **31** identifies the information section within the guide and represents the two digit structure code. The six digit code combines the structure code and the SDDS identifier and is followed by the name of the survey or statistical program. The applicable information for the survey **Egg Production Report** would be found here.

The index allows the user to identify the survey, program, or group of programs that collect and compile data relating to the subject in which the user may be interested. Whereas the index does not list every element or topic for which data may be available within Statistics Canada, by making it possible to find a survey program or group of programs within which the users interests lie, further enquiries can be addressed to the contact person and Statistics Canada Division responsible for the programs.

Survey titles that carry an asterisk (\*) are new surveys for which the more limited information is carried in the section entitled *Survey Documentation - New Surveys*.

## USERS AND USES

This publication is intended to assist users in identifying the various statistical programs of Statistics Canada and their outputs. The Guide contains selected information about surveys and statistical programs conducted by Statistics Canada in 1990 and some information about new surveys undertaken in 1991. The majority of Statistics Canada's statistical programs remain the same from period to period, except for minor modifications to the questionnaires; however, each year there are a certain number of occasional surveys that are taken only once and a few surveys may be discontinued and new ones started.

The publication, **Overview of Special Surveys**, is a source of up to date information about occasional surveys taken by the Special Surveys Group of the Household Surveys Division and described in section 62 of the Guide under Household Surveys. It is produced by and available from the Manager, The Special Surveys Group, Household Surveys Division, Statistics Canada, 5 D5 Jean Talon Building, Tunney's Pasture, Ottawa, Ontario, K1A 0T6.

Surveys and statistical programs collect data directly from respondents with the help of questionnaires, they draw upon data collected for administrative purposes and they derive new data by bringing data from various sources together. Information provided under the item entitled *Data Collection Method(s)* identifies the surveys that use questionnaires to collect data. For more precise information with respect to the data items collected by the survey, and to examine what changes have occurred in the data collection program of the survey, this Guide can be used in conjunction with the publications entitled **Index to Statistics Canada Surveys and Questionnaires (QI) Catalogue no. 12-205** to identify the questionnaires used by the statistical programs and **Statistics Canada Questionnaires on Microfiche, Catalogue no. 12-205M** to examine their content. For ongoing surveys, examination of the questionnaires in subsequent years allows the user to remain abreast of the subject matter content of the surveys and therefore of the possible availability of data. The questionnaires reproduced on microfiche can be related to a survey by means of the SDDS identifier and survey title to be found in the Index (QI).

**This guide to statistical programs and products does not include all of Statistics Canada's catalogued publications.** It does not, as yet, cover the programs that produce certain compendia, classifications and reference products nor many of the analytical papers and studies published by Statistics Canada. **For a complete listing of catalogued publications and an index to their contents, readers are referred to the Statistics Canada Catalogue, Catalogue no. 11-204.** Used in conjunction with one another, the Guide provides general information with respect to the main topics covered by the survey or statistical program and its products and the Catalogue provides specific information with respect to the content of each catalogued publication, mentioned in the Guide. In reverse, for the catalogued publications mentioned in the Guide, the Guide enables readers to find the statistical program or survey from which the information contained in the catalogued publication is derived.

## ADDITIONAL INFORMATION

The contents of this Guide can be obtained in machine readable form on tape or diskette, from Standards Division, Statistics Canada, 8 D8 Jean Talon Building, Tunney's Pasture, Ottawa, Ontario, K1A 0T6, telephone (613) 951-8576, facsimile (613) 951-8578. Additional information about the surveys and statistical programs described in this publication can also be obtained from Standards Division. Additional information about the availability of particular data can be obtained from the individual contacts whose names and telephone numbers have been provided in the Guide.

## ABBREVIATIONS

---





## ABBREVIATIONS

BOP	Balance of Payments
CD	Census Division
CITC	Canadian International Trade Classification
CMA	Census Metropolitan Area
CPI	Consumer Price Index
CPP	Canada Pension Plan
GDP	Gross Domestic Product
GNP	Gross National Product
HS	Harmonised System
ICC	Industrial Commodity Classification
LFS	Labour Force Survey
PCG	Principal Commodity Groups
SCC	Standard Commodity Classification
SCG	Standard Classification of Goods
SEPH	Survey of Employment, Payrolls and Hours
SGC	Standard Geographical Classification
SIC-C	Standard Industrial Classification - Companies
SIC-E	Standard Industrial Classification - Establishment
SNA	System of National Accounts
SOC	Standard Occupational Classification
TRA	Tax Record Access
XCC	Export Commodity Classification



LIST OF SURVEYS AND STATISTICAL PROGRAMS

---





**LIST OF MAJOR INFORMATION GROUPS, SUBJECT AREAS,  
AND SURVEYS OR STATISTICAL PROGRAMS**

**1 System of National Accounts**

**11 National Accounts**

National Income and Expenditure Accounts,  
11-1901  
Provincial Economic Accounts, 11-1902

**12 Financial Flows**

Financial Flow and Balance Sheet Accounts,  
12-1804

**13 Environment**

Environment Statistics, 13-1201  
Agriculture Statistics for Environmental  
Applications, from Census of Agriculture,  
13-1202  
Industry Statistics for Environmental  
Applications, 13-1203  
Population Statistics for Environmental  
Applications, from Census of Population,  
13-1204

**14 Current Economic Analysis**

Canadian Composite Leading Indicator,  
14-1601

**15 Input-Output and Productivity**

The Input-Output Structure of the Canadian  
Economy in Current and Constant Prices,  
15-1401  
Aggregate Productivity Measures, 15-1402

**16 Industry Measures and Analysis**

Gross Domestic Product by Industry -  
Monthly, 16-1301  
Provincial Gross Domestic Product by  
Industry, 16-1303

**17 Balance of Payments**

Canada's Balance of International Payments,  
17-1534  
Canada's International Transactions in  
Securities, 17-1535  
Canada's International Transactions in  
Services, 17-1536

Canada's International Investment Position,  
17-1537

**2 Business Statistics, Total Economy**

**21 Industrial Organization and Finance**

Industrial Corporations: Financial Statistics,  
21-2501  
Quarterly Survey of Financial Institutions,  
21-2504  
Corporation Financial Statistics, 21-2506  
Corporation Taxation Statistics, 21-2507  
Corporation Financial Statistics - Financial  
Analysis Integrated Data Card, 21-2508  
Corporations and Labour Unions Returns Act  
(CALURA), Part 1 - Corporations,  
21-2503  
Corporations and Labour Unions Returns Act  
(CALURA), Part 2 - Labour Unions,  
21-2502

**22 International Trade**

Canadian Merchandise Trade - Custom Basis,  
22-2201  
Canadian Merchandise Trade - Balance of  
Payments Basis, 22-2202  
International Trade Price Indexes, 22-2203  
World Trade Database, 22-2204

**23 Investment and Capital Stock**

Capital and Repair Expenditures, Preliminary  
Actual for 19\_\_, Intentions for 19\_\_,  
23-2803  
Capital Expenditures, Revised Intentions  
19\_\_, 23-2804  
Capital and Repair Expenditures, Actual for  
19\_\_, 23-2805  
Large Company Capital Expenditure Survey  
(LCCES), 23-2809  
Housing Starts and Completions Survey -  
Quarterly, 23-2806  
Housing Starts and Completions Survey -  
Monthly, 23-2801

Building Permits Survey, 23-2802  
\* *Pollution Abatement and Control Survey*,  
23-2810

## 24 Prices

Consumer Price Index (CPI), 24-2301  
City Average Retail Prices, 24-2302  
Rent Schedule Survey, 24-2320  
New Housing Price Indexes, 1986=100,  
24-2310  
Foreign Service Allowance Indexes, 24-2322  
Isolated Posts Allowance Indexes (Living Cost  
Differential (LCD) Indexes), 24-2321  
Industrial Product Price Indexes (IPPI),  
24-2318  
Electric Power Selling Price Indexes for  
Non-Residential Customers, 1986=100,  
24-2325  
Farm Input Price Index (FIPI), 24-2305  
Raw Materials Price Indexes (RMPI),  
24-2306  
Machinery and Equipment Price Indexes  
(MEPI), 24-2312  
Non-Residential Construction Price Indexes,  
1986=100, 24-2317  
Highway Construction Price Indexes,  
1986=100, 24-2311  
Chemical and Mineral Process Plant Price  
Indexes, 1981=100, 24-2314  
Chemical and Petrochemical Process Plant  
Price Index, 1981=100, 24-2315  
Electric Utility Construction Price Indexes,  
1986=100, 24-2316  
Canadian Telecommunications Plant Price  
Index (CTPPI), 1986=100, 24-2319  
Construction Building Materials Price Index,  
1981=100, 24-2324  
Precast Concrete Price Indexes, 1981=100,  
24-2303  
Fabricated Structural Steel Price Indexes,  
24-2304  
Union Wage Rate Indexes for Major  
Construction Trades, 22-City Composite,  
1986=100, 24-2307  
\* *Funeral Parlour Survey*, 24-2327

## 25 Science and Technology

Research and Development in Canadian  
Industry, 25-4201  
Nature of Research and Development  
Activities Survey, 25-4217

Research and Development of Canadian  
Private Non-Profit Organizations, 25-4204  
Energy Research and Development  
Expenditures, 25-4205  
Federal Government Activities in the Social  
Sciences, 25-4211  
Federal Government Activities in the Natural  
Sciences, 25-4212  
Provincial Government Activities in the Social  
Sciences, 25-4210  
Provincial Government Activities in the  
Natural Sciences, 25-4209  
Provincial Research Organizations (PRO),  
25-4208  
Survey of Manufacturing Technology, 25-1104

## 26 Small Business and Special Surveys

Sales Per Selling Area of Independent  
Retailers, 26-2901  
Survey of Business Starts and Terminations in  
the Atlantic Provinces, 26-2902  
\* *National Packaging Survey 1990*, 26-2905  
\* *Design Capabilities Survey in Canada*,  
26-2906  
\* *Atlantic Canada Trade Survey*, 26-2907

## 27 Business Register

Business Register, 27-1105  
Tax Record Access (TRA), 27-1103

## 3 Business Statistics, by Industry

### 31 Agriculture

Census of Agriculture, 31-3438  
National Farm Survey (NFS), 31-3439  
January Farm Survey, 31-3445  
Farm Price Report, 31-3436  
Farm Cash Receipts, 31-3437  
Agricultural Taxation Data, 31-3447  
Field Crop Reporting Series, 31-3401  
Reports of Crushing Operations, 31-3404  
Miller's Monthly Report, 31-3403  
Miller's Annual Report, 31-3443  
Seed Usage Survey, 31-3442  
Fruit and Vegetable Area Survey, 31-3407  
Fall Vegetable Survey, 31-3408  
Harvested Area, Production and Value of  
Processing Vegetables, 31-3406  
Storable Vegetable Survey, 31-3444  
Contracts for Processing, 31-3410



Leaf Tobacco Area, Production and Value, 31-3405  
 Potato Objective Yield Survey/Eastern Potato Area Survey, 31-3440  
 Western Potato Area and Yield Survey, 31-3446  
 Special Potato Survey - Alberta, 31-3420  
 Mushroom Growers' Survey, 31-3411  
 Annual Greenhouse Survey, 31-3416  
 Annual Sod and Nursery Survey, 31-3415  
 Honey Production, Value and Colonies Survey, 31-3419  
 Commercial Beekeepers Survey, 31-3417  
 Strawberry Growers' Survey, 31-3413  
 Raspberry Growers' Survey, 31-3412  
 Maple Products Survey, 31-3414  
 Milk Sold Off Farms and Cash Receipts from the Sale of Milk, 31-3432  
 Inventory Statement of Butter and Cheese, 31-3431  
 Dairy Factory Production and Stocks, 31-3430  
 Skim Milk Powder Sales, 31-3429  
 Stocks of Frozen Meat Products - Monthly, 31-3423  
 Survey of Livestock Slaughter, 31-3434  
 Egg Producers Report, 31-3421  
 Inventory of Edible Dried Egg Products, 31-3424  
 Inventory Statement of Frozen Eggs and Poultry Products, 31-3425  
 Fur Farm Report - Foxes, 31-3427  
 Fur Farm Report - Mink, 31-3426  
 Census of Wildlife Pelt Production, 31-3428  
 Saskatchewan Horse Industry Survey 1989, 31-3448  
 \* *The Farm Labour Pilot Survey - 1991, 31-3449*

### 32 Manufacturing

Annual Survey of Manufactures, 32-2103  
 Monthly Survey of Manufacturing Industries, 32-2101  
 Business Conditions Survey, 32-2152  
 Annual Survey of Forestry, 32-2107  
 Frozen Fish, 32-2139  
 Pack of Processed Fruits and Vegetables and Inventories of Canned Foods, 32-2120  
 Pack of Processed Corn, 32-2172  
 Pack of Selected Processed Vegetables, 32-2173  
 Pack and Fresh Acquirements of Apples and Apple Products, 32-2174

Pack of Selected Processed Fruits and Fresh Acquirements, 32-2175  
 Pack of Canned Tomatoes and Tomato Products, 32-2176  
 Pack of Processed Green and Wax Beans, 32-2190  
 Process Cheese, 32-2126  
 Instant Skim Milk Powder, 32-2133  
 Oils and Fats, 32-2121  
 Sugar - Situation, 32-2143  
 Production of Selected Biscuits, 32-2154  
 Cocoa Beans, 32-2157  
 Tea and Coffee, 32-2156  
 Monthly Production of Soft Drinks, 32-2118  
 Production and Disposition of Tobacco Products, 32-2142  
 Shipments of Plastic Film and Bags Manufactured from Resin, 32-2199  
 Production and Shipments of Plastic Bottles - Blow-Moulded, 32-2197  
 Factory Shipments of High Pressure Decorative Laminate Sheet, 32-2192  
 Footwear Statistics, 32-2119  
 Production, Shipments and Stocks on Hand of Sawmills East of the Rockies, 32-2134  
 Production, Shipments and Stocks on Hand of Sawmills in British Columbia, 32-2135  
 Pulpwood and Wood Residue, 32-2136  
 Construction Type Plywood, 32-2138  
 Particleboard, Waferboard and Fibreboard, 32-2141  
 Rigid Insulating Board, 32-2124  
 Asphalt Roofing, 32-2123  
 Corrugated Boxes and Wrappers, 32-2144  
 Quarterly Shipments of Household Furniture Products, 32-2006  
 Quarterly Shipments of Office Furniture Products, 32-2161  
 Steel Primary Forms, Steel Castings and Pig Iron, 32-2116  
 Disposition of Shipments of Ingots and Rolled Steel Products, 32-2184  
 Steel Primary Forms Weekly, 32-2131  
 Steel Pipe and Tubing, 32-2105  
 Steel Wire and Specified Wire Products, 32-2106  
 Shipments of Solid Fuel Burning Heating Products, 32-2189  
 Domestic Electrical Appliances, 32-2114  
 Productions, Sales and Stocks of Major Appliances, 32-2112

- Factory Sales of Electric Storage Batteries, 32-2111  
 Electric Lamps (Light Sources), 32-2117  
 Cement, 32-2140  
 Gypsum Products, 32-2109  
 Mineral Wool Including Fibrous Glass Insulation, 32-2110  
 Industrial Chemicals and Synthetic Resins, 32-2183  
 \* *Survey of the Waste Management Industries, 32-2009*  
 \* *Special Survey of Selected Expenses - 1990, 32-2010*  
 \* *Water Use in Manufacturing Industries in 1991, 32-2011*
- 33 Energy**  
 Coal Mines, 33-2177  
 Monthly Coal, 33-2147  
 Coke Monthly, 33-2003  
 Crude Petroleum and Natural Gas Production, 33-2198  
 Crude Petroleum and Natural Gas Industry, 33-2178  
 Quarterly Survey of End-use of Refined Petroleum Products, 33-2168  
 Monthly Refined Petroleum Products, 33-2150  
 Oil Pipeline Transport - Annual, 33-2179  
 Monthly Oil Pipeline Transport, 33-2148  
 Monthly Oil Pipeline Statement, 33-2191  
 Natural Gas Disposition Quarterly, 33-2167  
 Gas Utilities/Transportation and Distribution Systems - Annual, 33-2180  
 Gas Utilities/Transportation and Distribution Systems - Monthly, 33-2149  
 Electric Utility - Financial Report Annual, 33-2001  
 Monthly Electricity, 33-2151  
 Electricity Supply/Disposition Quarterly, 33-2194  
 Generating Stations, 33-2193  
 Electric Power Capability and Load, 33-2181  
 Thermal Generating Station Fuel Consumption, 33-2196
- 34 Construction**  
 Survey of the Construction Industry, 34-2807
- 35 Wholesale and Retail Trade**  
 Wholesale Trade Statistics - Wholesale Merchants, Agents and Brokers, 35-2427  
 Wholesale Trade Survey - Monthly, 35-2401
- Annual Retail Trade Survey, 35-2422  
 Retail Trade Survey - Monthly, 35-2406  
 Retail Trade Survey, Inventories - Monthly 35-2411  
 Retail Chains and Department Stores, 35-2409  
 Monthly Department Store Sales and Stocks Survey, 35-2408  
 Monthly Department Store Sales by Province and Selected Metropolitan Areas, 35-2407  
 New Motor Vehicle Sales Survey, 35-2402  
 Motor Vehicle Dealers, 35-2428  
 Monthly Other Organization Inventory Survey, 35-2412  
 Campus Bookstores, 35-2403  
 Vending Machine Operators, 35-2404  
 Direct Selling in Canada, 35-2405  
 \* *Retail Commodity Survey, 35-2008*  
 \* *Interprovincial Wholesale Commodity Survey, 35-2012*
- 36 Transportation**  
 Canadian Civil Aviation - Annual Report, 36-2713  
 Air Carrier Operations in Canada, 36-2712  
 Air Carrier Fleet Report, 36-2714  
 Aircraft Hours Flown, Canadian Registered Civil Aircraft with Valid Certificate of Airworthiness, 36-2719  
 Aircraft Movement Statistics, 36-2715  
 Airport Activity Survey, 36-2701  
 Air Charter Statistics, 36-2705  
 Fare Basis Report, 36-2708  
 Air Passenger Origin and Destination - Scheduled Services, 36-2702  
 System Passenger Origin and Destination Report - Other Unit Toll Services, 36-2704  
 Railway Transport Survey - Annual, 36-2734  
 Railway Operating Statistics Survey, 36-2735  
 Railway Freight Traffic Survey, 36-2733  
 Railway Carloading Survey - Monthly, 36-2732  
 Weekly Railway Carloading Survey, 36-2731  
 Rail Commodity Origin and Destination Statistics, 36-2736  
 Quarterly Motor Carriers of Freight Survey, 36-2748  
 Motor Carriers of Freight Survey 1989, 36-2742  
 Truck Use Survey, 1989, 36-2793  
 For-Hire Trucking Survey, 36-2741  
 Road Motor Vehicles - Registration, 36-2747  
 Road Motor Vehicle Survey - Fuel, 36-2746



Passenger Bus Statistics - Annual, 36-2743  
 Intercity and Rural Passenger Bus Survey -  
 Monthly, 36-2744  
 Urban Transit Survey - Monthly, 36-2745  
 Financial Survey of Canadian Water Carriers,  
 36-2753  
 Marine International Freight Origin and  
 Destination Survey, 36-2791  
 Coastwise Shipping Survey, 36-2751  
 \* *Transborder Truck Survey*, 36-2794  
 \* *Annual Motor Carriers of Freight*, 36-2795

### 37 Services

Radio and Television Broadcasting Survey,  
 37-2724  
 Cable Television Survey, 37-2728  
 Telephone Statistics Survey - Annual, 37-2722  
 Telephone Statistics Survey - Monthly,  
 37-2721  
 Telecommunications Statistics Survey -  
 Annual, 37-2727  
 Telecommunications Statistics Survey -  
 Monthly, 37-2726  
 Computer Services Survey, 37-2410  
 Survey of Professional Accountants, 37-2430  
 Architectural, Engineering and Scientific  
 Services Survey, 37-2420  
 Survey of Business Service Industries, 37-2426  
 Traveller Accommodation Survey, 37-2418  
 Restaurant, Caterer and Tavern Survey,  
 37-2419  
 Motion Picture Theatres Survey, 37-2416  
 Survey of Amusement and Recreational  
 Services, 37-2425  
 Survey of Personal and Household Services,  
 37-2424  
 Survey of Miscellaneous Services, 37-2423

## 4 Census and Demographic Statistics

### 41 Census Operations

Census of Population, 41-3901

### 42 Housing, Family and Social Statistics

General Social Survey - Cycle 1 (GSS-85),  
 42-3836  
 General Social Survey - Cycle 2 (GSS-86),  
 42-3890  
 General Social Survey - Cycle 3 (GSS-88),  
 42-3891

General Social Survey - Cycle 4 (GSS-89),  
 42-3892

General Social Survey - Cycle 5 (GSS-90),  
 42-3893

\* *General Social Survey - Cycle 6 (GSS-91)*,  
 42-3894

\* *General Social Survey - Cycle 7 (GSS-92)*,  
 42-3895

### 43 Demography

Quarterly Estimates of Population, 43-3601

Estimates of Total Population, for Canada,  
 the Provinces and the Territories, 43-3603

Estimates of Population by Age and Sex for  
 Canada, the Provinces and the Territories,  
 43-3604

Estimates of Population by Marital Status,  
 Age and Sex for Canada, the Provinces  
 and the Territories, 43-3605

Estimates of Families for Canada, the  
 Provinces and the Territories, 43-3606

Estimates of Population, for Census Divisions  
 and Census Metropolitan Areas -  
 Regression Method, 43-3607

Estimates of Population, for Census Divisions  
 and Census Metropolitan Areas -  
 Component Method, 43-3608

Projections of Population, Households and  
 Families for Canada and the Provinces,  
 43-3602

## 5 Institutions and Social Statistics

### 51 Health

Vital Statistics, 51-3201

Vital Statistics - Divorcee, 51-3202

Therapeutic Abortions, Canada, 51-3209

Hospital Morbidity, 51-3203

Mental Health, 51-3204

Tuberculosis Statistics, 51-3205

Notifiable Diseases, 51-3206

National Cancer Incidence Reporting System,  
 51-3207

Peritonitis Case Register, 51-3223

External Causes of Injuries and Poisonings,  
 51-3218

Annual Return of Health Care Facilities -  
 Hospitals, 51-3208

Quarterly Hospital Information System  
 (Q.H.I.S.), 51-3215

- Survey of Residential Care Facilities, 51-3210  
 Survey of Registered Nurses - 1989, 51-3214
- 52 Post Censal Survey Program**  
 Health and Activity Limitation Survey (HALS) 1986: Household Component, 52-3221  
 Health and Activity Limitation Survey (HALS) 1986: Institutional Component, 52-3222  
 Health and Activity Limitation Survey (HALS) 1991: Household Component, 52-3251  
 \* *Aboriginal Peoples Survey 1991*, 52-3250
- 53 Education**  
 Survey of Federal Government Expenditures in Support of Education, 53-3140  
 Provincial Expenditures on Education in Reform and Correctional Institutions, 53-3141  
 Survey of Financial Statistics of Universities and Colleges, 53-3121  
 Survey of Financial Statistics of Community Colleges and Vocational Schools, 53-3146  
 Survey of Financial Statistics of Private Elementary and Secondary Schools, 53-3120  
 Survey of Uniform Financial System - School Boards, 53-3119  
 Education Price Index - Elementary and Secondary Level (EPINDEX), 53-3144  
 University and College Academic Staff System (UCASS), 53-3101  
 Annual Community College Educational Staff System (ACCESS), 53-3125  
 Characteristics of Teachers in Public Elementary and Secondary Schools, 53-3127  
 University Student Information System (USIS) - Enrolment and Degrees Awarded, 53-3124  
 Full-Time and Part-Time Enrolment and Graduates of Postsecondary Programs of Community Colleges, 53-3122  
 Report on Full-Time Enrolment in Trade/Vocational Training Programs, 53-3142  
 Elementary-Secondary School Enrolment, 53-3128
- Tuition and Living Accommodation Costs for Full-Time Students at Canadian Degree Granting Institutions, 53-3123  
 Registered Apprenticeship Training, 53-3154  
 Human Resource Training and Development, 53-3151  
 Continuing Education Survey (COED), 53-3147  
 Minority and Second Language Education, Elementary and Secondary Levels, 53-3129  
 \* *School Leavers Survey*, 53-3156
- 54 Culture**  
 Survey of Federal Government Expenditures on Culture, 54-3117  
 Survey of Provincial Government Expenditures on Culture, 54-3116  
 Film, Video and Audio-Visual Production Survey, 54-2413  
 Film, Video and Audio-Visual Survey Supplements, 54-3155  
 Film, Video and Audio-Visual Distribution and Videocassette Wholesaling Survey, 54-2414  
 Motion Picture Laboratory Operations and Production and Post-Production Services, 54-2415  
 Sound Recording Survey - Production, Releases and Sales, 54-3115  
 Television-Viewing Data Bank, 54-3114  
 Radio-Listening Data Bank, 54-3153  
 Performing Arts Survey, 54-3108  
 Survey of Heritage Institutions, 54-3107  
 Annual Survey of Public Libraries, 54-3104  
 Survey of Book Publishers and Exclusive Agents, 54-3105  
 Periodical Publishing Survey, 54-3139
- 55 Tourism**  
 International Travel Survey, 55-3152
- 56 Justice Statistics**  
 Police Administration Statistics, 56-3301  
 Resource and Caseload Statistics for Legal Aid in Canada, 56-3308  
 Uniform Crime Reporting Survey, 56-3302  
 Homicide Survey, 56-3303  
 Study of Crime on Indian Reserves in Saskatchewan, 56-3317  
 Trends - Relative Trends, 56-3316  
 Sub-Provincial Data System, 56-3318

Adult Correctional Services, 56-3306  
Youth Court Survey, 56-3309  
\* *Motor Vehicle Theft Survey 1991*, 56-3319

## 57 Public Institutions

Consolidated Government Revenue and Expenditure, 57-1735  
Government Finance Statistics - Submission to the International Monetary Fund, 57-1714  
Federal Government Finance - Estimates and Actual Data, 57-1715  
Federal Government - Revenue and Expenditure Estimates for System of National Accounts (SNA), 57-1712  
Federal Government - Financial Flow Estimates for System of National Accounts (SNA), 57-1710  
Federal Government Business Enterprise Finance, 57-1730  
Federal Government Business Enterprise Component of National Income and Expenditure Accounts and Financial Flow Accounts, 57-1729  
Financial Statements from Federal Crown Corporations, 57-1734  
Federal Government Employment and Payroll, 57-1713  
Social Security, National Programs, 57-3212  
Provincial Government Revenue and Expenditure - Estimates and Actual Data, 57-1720  
Provincial Government - Revenue and Expenditure Estimates for System of National Accounts (SNA), 57-1722  
Provincial Government Assets, Liabilities, Sources and Application of Funds, 57-1723  
Provincial Government - Financial Flows, 57-1724  
Provincial Government Business Enterprise Finance, 57-1725  
Provincial Government Business Enterprises Component of the National Income and Expenditure Accounts and Financial Flow Accounts, 57-1727  
Control and Sales of Alcoholic Beverages in Canada, 57-1726  
Provincial and Territorial Government Employment and Payroll, 57-1728

Local Government Financial Management Statistics - Current Revenue and Expenditure - Preliminary Data and Estimates, 57-1732  
Local Government Gross Revenues and Expenditures - Actual Data, 57-1731  
Local Government Assets and Liabilities - Preliminary and Actual Data, 57-1702  
Local Government Financial Management Statistics - Capital Expenditures, 57-1733  
Local Government - Financial Flow Estimates for System of National Accounts (SNA), 57-1704  
Debenture and Other Long-Term Debt - New Issues, 57-1701  
Local Government Employment and Payroll - Annual, 57-1706  
Local Government Employment and Payroll - Quarterly, 57-1707  
Local Government Employment and Payroll - Monthly, 57-1705  
\* *Local Government Waste Management Practices*, 57-1736  
\* *Provincial Government Data for Fiscal Arrangements and the System of National Accounts*, 57-1737

## 6 Labour and Household Statistics

### 61 Labour

Survey of Employment, Payrolls and Hours (SEPH), 61-2612  
Estimates of Labour Income, 61-2602  
Annual Education Pay Distribution Survey, 61-2613  
Help Wanted Index Survey, 61-2606  
Unemployment Insurance Statistics - Monthly, 61-2604  
National Work Injuries Statistics Program, 61-2605  
Pension Plans in Canada, 61-2609  
Quarterly Estimates of Trusteed Pension Funds, 61-2607  
Trusteed Pension Funds: Financial Statistics, 61-2608

### 62 Household Surveys

Labour Force Survey (LFS), 62-3701  
Survey of Consumer Finances (SCF), 62-3502  
Food Expenditure Survey (FE), 62-3503



- Survey of Family Expenditures (FEX),  
62-3504
- Household Facilities and Equipment Survey  
(HFE), 62-3505
- Household Facilities by Income and Other  
Characteristics (HIFE), 62-3506
- Shelter Cost Survey, 62-3507
- Absence from Work Survey, 62-3805
- Survey of Job Opportunities, 62-3821
- Labour Market Activity Survey (LMAS),  
62-3853
- National Apprenticeship Survey, 62-3875
- Alberta Survey of Apprentices and  
Journeymen, 62-3842
- Adult Education and Training Survey, 62-3879
- Survey of Literacy Skills Used in Daily  
Activities, 62-3874
- Survey of 1986 Graduates, 62-3871
- Health Promotion Survey - 1985, 62-3828
- Health Promotion Survey - 1990, 62-3883
- Ontario Child Health Study, 62-3824
- National Child Care Survey, 62-3848
- National Survey on Drinking and Driving,  
62-3869
- Survey of Smoking Patterns, 62-3878
- Survey of Smoking Habits, 62-3813
- National Alcohol and Drug Survey, 62-3873
- Current Population Profile - 1987, 62-3870
- Current Population Profile - 1990, 62-3882
- Survey of Volunteer Activity, 62-3865
- 1988 Veterans Survey, 62-3876
- Canadian Travel Survey, 62-3810
- The Housing Repair and Renovation Survey,  
62-3886
- Survey on Telephone Services, 62-3877
- Survey on the Importance of Wildlife to  
Canadians (SIW), 62-3808
- \* *Follow-up of 1986 Graduates*, 62-3880
- \* *Work Arrangements Survey*, 62-3884
- \* *Survey on Aging and Independence*, 62-3885
- \* *Survey of 1990 Graduates*, 62-3887
- 63 Labour and Household Surveys Analysis**  
Income Estimates for Subprovincial Areas,  
63-4301
- 64 Small Area and Administrative Data**  
Annual Census Division Migration Estimates,  
64-4101
- Longitudinal Tax File, 64-4102
- Annual Income Tax File, 64-4103
- Annual Tax Family Estimates, 64-4105
- Monthly Unemployment Insurance  
Beneficiaries, 64-4104







## 11-1901 National Income and Expenditure Accounts

This statistical program produces annual and quarterly estimates of the National Income and Expenditure Accounts consisting of consolidated production and capital finance accounts and detailed Income and Expenditure Accounts for sectors of the Canadian economy - households, businesses, governments and non-residents.

### MAIN TOPICS:

*National income and expenditure accounts, data adjusted for seasonal variation and at annual rates, for economic development indicators in data detail*

*Gross Domestic Product, at market prices*

- income based, by main components
- expenditure based, by main components and final domestic demand

*Gross Domestic Product, at 1986 prices, by data detail*

*Gross savings, sources and disposition, by data detail*

*Personal income,*

- sources and disposition, by data detail
- selected data, geographic distribution, by province, territory, foreign countries

*Personal expenditure on consumer goods and services, in current prices and at 1986 prices, data detail, by type of expenditure*

*Government sector, revenue, current expenditure and saving, by component detail, by level of government*

*Undistributed corporation profits, by data detail*

*Investments in fixed capital, data detail, by sector and type*

*Business investment in inventories, by data detail*

*Income and expenditure accounts, transactions of residents with non-residents, by data detail*

*Gross Domestic Product price indexes*

- implicit price indexes, 1986= 100
- fixed-weight (base weighted) price indexes, 1986 weights
- chain price indexes

*Hospital revenue and expenditure, by data detail*

*Canada and Quebec Pension Plans, revenue and expenditure, by data detail*

*Gross Domestic Product at market prices, Gross National Product at market prices, net national income at factor cost, and Gross Domestic Product at factor cost, relational data detail*

*Consolidated capital finance account (gross domestic capital formation) by source and disposition*

*Consolidated production account, primary expenses and revenue from domestic production*

*Income and outlay account for:*

- persons and incorporated business
- government
- corporate and government business enterprises
- non-residents: receipts from Canada, payments to Canada

*Capital finance account, by source and disposition for:*

- persons and unincorporated business
- government
- corporate and government business enterprises
- non-residents

*Wages, salaries and supplementary labour income, geographical and industrial distribution*

*Profits and other investment income*

*Exports and imports of goods and services*

*Net national income at factor cost, personal income, personal disposable income and personal saving, relational data detail*

**NOTES:**

- 1) Publications (Catalogued): Historical reference volumes are 13-531 and 13-533 and current reference volumes are 13-001 and 13-201; diskette packages 10-294 and 10-297 contain both current and historical data.
- 2) CANSIM Matrices: Annual statistics - 599-600; 6627-6628; 6630-6632; 6636-6640; 6663-6665; 6657; 6659-6660; 6670-6685; 6687; 6689-6691; 6693-6698; 6743-6645; 6840-6847. Raw quarterly statistics - 6701-6702; 6704-6707; 6709-6716; 6718; 6720; 6828; 6830; 6832; 6834; 7427-7432. Seasonally adjusted annual rate (SAAR) quarterly statistics - 6721-6722; 6724-6727; 6729-6736; 6738; 6740; 6829; 6831; 6833; 6835-6839; 7420-7426.

**COLLECTION:****START DATE:**

1926; 1947

**FREQUENCY:**

Annual; Quarterly

**REFERENCE PERIOD:**

Quarter; Calendar year

**POPULATION:****TARGET UNIVERSE:**

The Canadian economy

**STATISTICAL UNITS:**

Individual, unincorporated business; Corporation, government business enterprise; Government; Non-resident

**CLASSIFICATION:****GEOGRAPHIC COVERAGE:**

Canada

**SIC COVERAGE:**

SIC-E 1980 - All industries

**DISSEMINATION:****RELEASE TIME:**

2 to 3 months after the reference quarter; 10 months after the reference calendar year

**PUBLICATIONS (CATALOGUED):**

13-001; 13-201; 13-531; 13-533 (See NOTES)

**GEOGRAPHIC UNITS DISSEMINATED:**

Canada; Outside Canada

**REFERENCE DOCUMENTS:**

13-549E; 13-603E

**CANSIM MATRICES:**

599;600;6627;6628;6630-6632;6634-6640;6643-6655; 6657;6659-6660;6670-6685;6687;6689-6691;6693-6698; 6701;6702;6704-6707;6709-6716;6718;6720-6722; 6724-6727;6729-6736;6738;6740;6743;6744;6828-6847; 7420-7432 (See NOTES)

**OTHER STATISTICAL DATA PRODUCTS:**

Standard tabulation or data file -

Name: Quarterly and Annual Printouts and Diskettes (10-296; 10-297)

Method(s) of dissemination: a) Hard copy/printout, b) Diskette, c) Tape

Customised tabulation or data file

**CONTACT PERSON:** *Michel Pascal; (613) 951-3797; Acting Assistant Director; National Accounts and Environment Division*



## 11-1902 Provincial Economic Accounts

This statistical program produces annual estimates of selected National Income and Expenditure Accounts by province and territory.

### MAIN TOPICS:

*Provincial economic accounts, data detail for Canada, regions, provinces and territories*

*Provincial Gross Domestic Product, income based, by data detail by components, for Canada total and for regions, provinces and territories*

*Provincial Gross Domestic Product, expenditure based, data detail by components, for Canada total and for regions, provinces and territories*

*Provincial income and provincial Gross Domestic Product, for total Canada, provinces and territories*

*Gross provincial expenditure, data detail, for Canada total, provinces and territories*

*Government revenue, expenditure and surplus or deficit, by level of government, data detail, for Canada total, provinces, territories and outside Canada*

*Direct taxes, persons, and indirect taxes, data detail, for Canada total, provinces, territories and outside Canada*

*Current transfers to other levels of government, data detail, for Canada total, and for provinces and territories*

*Current transfers (other) to government from persons, data detail, for Canada total, provinces, territories*

*Government investment income, data detail, for Canada total, provinces, territories*

*Government transfer payments to persons, data detail, for Canada total, provinces, territories, and for outside Canada*

*Current transfers to other levels of government, data detail, for Canada total, provinces and territories*

*Personal income and saving: sources and disposition, data detail, for Canada total, provinces and territories*

*Gross Domestic Product at market prices, annual percentage change, by province/territory/region*

*Provincial distributions of gross domestic product at market prices*

### NOTES:

Publications (Catalogued): Publication 13-213 contains annual estimates for all 19 tables, Publication 13-213P contains preliminary estimates for tables 1, 2, 3 and 4, and publication 13-213S contains historical reference data starting in 1961.

### COLLECTION:

#### START DATE:

1961

#### FREQUENCY:

Annual

#### REFERENCE PERIOD:

Calendar year

### POPULATION:

#### TARGET UNIVERSE:

The Canadian economy

#### STATISTICAL UNITS:

Individual, unincorporated business; Corporation, government business enterprise; Government; Non-resident

**CLASSIFICATION:****GEOGRAPHIC COVERAGE:**

Canada

**SIC COVERAGE:**

SIC-E 1980 - All industries

**DISSEMINATION:****RELEASE TIME:**

In May preliminary estimates are released (in 13-213P) for tables 1,2,3 and 4 (Gross Domestic Product (GDP) by province, income and expenditure based final Domestic Demand at 1986 Prices and Implicit Price Indexes, final Domestic Demand) for the previous and current years; These are revised the following January in 13-213 as the current year release (including all 19 tables)

**GEOGRAPHIC UNITS DISSEMINATED:**

Canada; Provinces; Territories; Outside Canada

**CANSIM MATRICES:**

2581-2619;2621-2631;2633;4976;4997-5035;5037-5046;  
5048-4056;5048-5076;5078-5087;5089-5097;5099;6670-  
6676;6678-6685;6745-6825;6949;6950;6953-6966

**PUBLICATIONS (CATALOGUED):**

13-213; 13-213P; 13-213S; 10-299 (See NOTES)

**REFERENCE DOCUMENTS:**

13-603E

**OTHER STATISTICAL DATA PRODUCTS:**

Standard tabulation or data file -  
Name: Annual Provincial Economic Accounts  
Printouts and Diskettes  
Method(s) of dissemination: a) Hard copy/printout,  
b) Diskette, c) Tape  
Customised tabulation or data file

**CONTACT PERSON:** *Michel Vallières; (613) 951-0438; Chief, Provincial Economic Accounts Section;  
National Accounts and Environment Division*

---

**12-1804 Financial Flow and Balance Sheet Accounts**

This statistical program compiles quarterly data on capital movements among 42 sectors and sub-sectors of the Canadian economy. Year-end balance sheet accounts are also produced for all sectors and sub-sectors.

**MAIN TOPICS:**

*Canadian economy, financial flows, by sector, by major categories*  
*Financial market, borrowings and assets, by sector, and by subsector of the Canadian economy*  
*Canadian financial and monetary profiles*

**COLLECTION:****START DATE:**

1961; 1962

**FREQUENCY:**

Quarterly

**REFERENCE PERIOD:**

Quarter

**POPULATION:****TARGET UNIVERSE:**

The Canadian economy

**STATISTICAL UNITS:**

Individual, unincorporated business; Corporation,  
 government business enterprise; Government;  
 Non-resident

**CLASSIFICATION:****GEOGRAPHIC COVERAGE:**

Canada

**SIC COVERAGE:**

SIC-E 1980 - All industries

**DISSEMINATION:****RELEASE TIME:**

2 months after the reference quarter

**REFERENCE DOCUMENTS:**

13-585E

**GEOGRAPHIC UNITS DISSEMINATED:**

Canada; Rest of the world

**OTHER STATISTICAL DATA PRODUCTS:**

Standard tabulation or data file -  
 Name: Financial Flow Accounts (Sub-set of the  
 publication)  
 Method(s) of dissemination: Hard copy/printout  
 Customised tabulation or data file


**CANSIM MATRICES:**

701-741;743;750-775;777-790;792-794

**PUBLICATIONS (CATALOGUED):**

13-014; 13-214

**CONTACT PERSON:** *Gerry Gravel; (613) 951-1799; Chief, Financial Flows Section;*  
*Jean Pierre Simard; (613) 951-1801; Research Economist;*  
*National Accounts and Environment Division*





### 13-1201 Environment Statistics

This program produces a core set of statistics relevant to the analysis and assessment of the national state of the environment. These data are compiled largely from secondary sources and include socio-economic statistics on physical changes in the environment.

#### MAIN TOPICS:

*Environmental stress and response statistics*

*Environmental geography, biophysical statistics on physiography, vegetation, soils and surface materials, climate, and area, by drainage basin and by ecozone*

*Population and population density by major drainage area, and by ecozone*

*Population, socio-economic profile, by ecozone, by demographic and labour force characteristics*

*Renewable resources: harvesting, exploitation, environmental stress and response statistics on agriculture, forestry and fisheries, by major drainage area and by ecozone*

*Non-renewable resources: exploration, extraction, depletion and human response statistics on metals and non-metallic minerals, and on fossil fuels, by ecozone*

*Flora and fauna species, by designated status of survival*

*Environmental restructuring and development of land, water systems, transport networks and major economic resources, by major drainage area and by ecozone*

*Waste residual generation: pollution loading, environmental quality and human response statistics, by activity category as source of environmental stress, by major drainage area and by ecozone*

*Wildlife and natural resources: biotic state and environmental stress and human response statistics, by type of contaminants in biota, by ecozone*

*Environment, collective and individual perceptions, attitudes and responses, and government actions to improve, protect and conserve the quality of environment and natural resource base in Canada*

#### NOTES:

The system is being expanded to include an environmental data base reference system for the Federal Government. Information on approximately 400 data bases will be held in the system. Data are extracted from various sources - Census surveys, Electrical Power Producer Statistics, Air quality information. The system will also contain new environmental data coming from new surveys collected in conjunction with the following: Household Surveys, Public Institutions, Industry, and Capital Expenditures.

#### COLLECTION:

##### START DATE:

1981

##### FREQUENCY:

Continuous

##### REFERENCE PERIOD:

Calendar year; Indefinite (e.g. benchmark data, 5-year running average, etc.)

#### POPULATION:

##### TARGET UNIVERSE:

Physical environment of Canada

CLASSIFICATION:**GEOGRAPHIC COVERAGE:**

Canada, and potentially some international coverage, especially U.S.A. data for adjacent river basins

**GEOGRAPHIC CODING - MICRO DATA:**

EA codes; 7 digit SGC codes - 1986; Other: Latitude/longitude

**SIC COVERAGE:**

SIC-E 1980 - All industries

**OTHER COVERAGE:**

All classifications of environmental significance

DISSEMINATION:**RELEASE TIME:**

1986

**PUBLICATIONS (CATALOGUED):**

11-509E; 11-509F

**GEOGRAPHIC UNITS DISSEMINATED:**

Canada; Provinces; Territories; Subprovincial regions; Census divisions; Census subdivisions; Census metropolitan areas; Census agglomerations; Drainage basins, Ecological units, Climate zones, Pollution impact areas, Many other environmentally significant units

**PUBLICATIONS (NON-CATALOGUED):**

"Estimating Agricultural Soil Erosion" - Trant, D.

**OTHER PUBLICATIONS:**

"State of Environment Report for Canada"

"State of the Environment Reporting Newsletter"

"State of Environment Report Series" (various publications)

CONTACT PERSON: *Bruce Mitchell; (613) 951-3742; Senior Research Officer; National Accounts and Environment Division*

### 13-1202 Agriculture Statistics for Environmental Applications, from Census of Agriculture

This quinquennial program uses data from the Census of Agriculture (ID 31-3438) and other Agriculture Division surveys, to bring out dimensions which make the data more useful for environmental analysis. The nature of agricultural activity is recognized as environmentally significant.

**MAIN TOPICS:**

*Agriculture and environmental impact*

*Land inventory by soil capability for agriculture, by province*

*Farms and farmland, by ecozone, and by major drainage areas*

*Canadian agroclimatic resource index*

*Agricultural technology data, as indicators of changes in technology*

*Field crops, production, by type, by ecozone*

*Agricultural land use, data detail, by type, by ecozone, and by major drainage area*

*Livestock, number of, by type, by ecozone, and by major drainage area*

*Agricultural cropping practices as indicators of environmental stress*

*Monoculture farms, technical profile, by cropping practices, by data detail*

*Cropping practices, by type, by ecozone and by major drainage area*

*Monoculture farms and cropland area, by cropping practice, by ecozone and by major drainage area*  
*Fertilizers and agricultural pesticides, application on farmland, by ecozone and by major drainage area*  
*Agriculture, socio-economic profile of persons employed, data detail, by ecozone*  
*Agricultural farms, economic profile, data detail by ecozone*  
*Agricultural land converted to urban use, by ecozone*  
*Land with high capability for agriculture, forestry, recreation or waterfowl converted to urban use*

**NOTES:**

Data are extracted from Census files

**COLLECTION:****START DATE:**

1971

**FREQUENCY:**

Quinquennial

**REFERENCE PERIOD:**

Census of Agriculture (ID 31-3438) dates and cropping periods

**POPULATION:****TARGET UNIVERSE:**

All farms covered by the Census of Agriculture (ID 31-3438)

**POPULATION SIZE:**

295,000

**STATISTICAL UNITS:**

Farm

**CLASSIFICATION:****GEOGRAPHIC COVERAGE:**

Canada

**GEOGRAPHIC CODING - MICRO DATA:**

Postal codes; 7 digit SGC codes - 1986; FED/EA

**DISSEMINATION:****RELEASE TIME:**

1986

**PUBLICATIONS (NON-CATALOGUED):**

"Analytical Studies Branch - Working Paper No. 27"

**GEOGRAPHIC UNITS DISSEMINATED:**

Canada; Provinces; River basins; Ecozones; User defined areas

**OTHER STATISTICAL DATA PRODUCTS:**

Customised tabulation or data file  
Other customised products, maps

**PUBLICATIONS (CATALOGUED):**

11-509E; 11-509F

**CONTACT PERSON:** *Doug Trant; (613) 951-3829; Research Analyst;  
National Accounts and Environment Division*



### 13-1203 Industry Statistics for Environmental Applications

This occasional statistical program reworks data from a variety of industrial surveys to bring out dimensions which make the data more useful for environmental analysis.

**MAIN TOPICS:**

*Environmental stress and response statistics, by type of industry, by stress or category or type*  
*Mining industries: extraction and depletion of non-renewable resources, consumption of fuel and electricity, and waste generation, by type of mining, by ecozone and by major drainage area*  
*Manufacturing activities, by stressor type, by ecozone and by major drainage area*  
*Manufacturing industries: consumption of fuel and electricity, by ecozone and by major drainage area*  
*Heavy metals: end use, by type, by manufacturing industry*  
*Lead used by manufacturing industries, by major drainage area*  
*Manufacturing water use by industry group, and by major drainage area*  
*Hazardous waste generation by manufacturing industries*  
*Pulp and paper mills: pollutant loadings to water and water pollution compliance levels, by major drainage area*  
*Petroleum refineries, pollutant loadings to water, by type of pollutant*  
*Mercury loadings to water, by industry group*  
*Thermal generating stations, fuel consumption by type, by ecozone*  
*Transportation activity, energy consumption, by transportation mode*  
*Transportation activity, noise pollution*  
*Energy intensity of industrial processes as indicator of environmental stress*  
*Pollutants/contaminants, trends in emissions and spills, by type of contaminant, by source/industry group, by region*  
*Industries, accelerated capital cost allowances for pollution control equipment, by industry*  
*Land utilization and land conversion by mining, transportation, heavy engineering and other industries*  
*Agriculture, forestry, fisheries, and related industries, and human-imposed stresses on environment*

COLLECTION:

**START DATE:**

1990

**FREQUENCY:**

Occasional

**REFERENCE PERIOD:**

1986

POPULATION:

**TARGET UNIVERSE:**

Manufacturing establishments; Other industries

**STATISTICAL UNITS:**

Establishment

CLASSIFICATION:

**GEOGRAPHIC COVERAGE:**

Canada

**SIC COVERAGE:**

SIC-E 1980

**GEOGRAPHIC CODING - MICRO DATA:**

Postal codes



DISSEMINATION:**GEOGRAPHIC UNITS DISSEMINATED:**

Canada; Provinces; Territories; Ecozones; Drainage basins; User defined areas

**PUBLICATIONS (CATALOGUED):**

11-509E; 11-509F

**MICRO DATA PRODUCTS:**

Customized - user defined

**SOURCES FOR CUSTOMISED PRODUCTS:**

Name: MFG-86

Number of variables: 16

Main variables: Employees, Cost of materials, Cost of heat and power

CONTACT PERSON: *Hélène Trépanier; (613) 951-3750; Research Analyst;  
National Accounts and Environment Division*

### 13-1204 Population Statistics for Environmental Applications from Census of Population

This quinquennial program uses data from the Census of Agriculture (ID 31-3438) to bring out dimensions which make the data more useful for environmental analysis.

**MAIN TOPICS:**

*Environment and human imposed stresses on environment*

*Population and population density by ecozone and by major drainage area*

*Population of major urban areas, by ecozone and by major drainage area*

*Population of rural-urban areas, by major drainage area*

*Ecozone socio-economic profile by selected characteristics*

*Experienced labour force, by industry, by major drainage area, and by ecozone*

**NOTES:**

Data are extracted from Census files

COLLECTION:**START DATE:**

1971

**FREQUENCY:**

Continuous

**REFERENCE PERIOD:**

Census of Population dates

POPULATION:**TARGET UNIVERSE:**

All individuals residing in Canada

**STATISTICAL UNITS:**

Individual

CLASSIFICATION:**GEOGRAPHIC COVERAGE:**

Canada

**GEOGRAPHIC CODING - MICRO DATA:**

7 digit SGC codes; Latitude/longitude; FED/EA

**DISSEMINATION:****RELEASE TIME:**

1986

**GEOGRAPHIC UNITS DISSEMINATED:**

Canada; Provinces; Territories; Census divisions;  
Census subdivisions; Census metropolitan areas;  
Census agglomerations; Ecozones; River basins;  
User defined areas

**PUBLICATIONS (CATALOGUED):**

11-509E; 11-509F

**OTHER PUBLICATIONS:**

"State of Environment Report for Canada"; "State of  
Environment Reporting Newsletter"; "State of  
Environment Report Series"

**OTHER STATISTICAL DATA PRODUCTS:**

Customised tabulation or data file  
Customised analytical studies  
Other customised products, maps with tables and  
charts, etc.

**CONTACT PERSON:** *Philip Fong; (613) 951-5638; Research Officer;  
National Accounts and Environment Division*

---

**14-1601 Canadian Composite Leading Indicator**

This monthly program is comprised of ten components which lead cyclical activity in the economy and together represent all major categories of Gross Domestic Product (GDP).

**MAIN TOPICS:**

*Canadian composite leading index and percent change*

*Canadian current economic statistical profiles, by major components of economic activity*

*Real gross domestic product (GDP), percent change*

*Employment, percent change*

*Unemployment rate*

*Consumer price index, percent change unadjusted*

*Merchandise trade balance*

*Ratio of manufacturing inventories and shipments*

*Retail sales, percent change in volume*

*Financial market, key indicators*

*Canadian economic profile, as related to international economies of the outside world, by country/area*

**COLLECTION:****START DATE:**

1952

**FREQUENCY:**

Monthly

**REFERENCE PERIOD:**

Month

**POPULATION:****TARGET UNIVERSE:**

Economic activity in Canada

**CLASSIFICATION:****GEOGRAPHIC COVERAGE:**

Canada

**SIC COVERAGE:**

SIC-E-1980, all industries

**DISSEMINATION:****RELEASE TIME:**

2 months after the reference month

**CANSIM MATRICES:**

191

**GEOGRAPHIC UNITS DISSEMINATED:**

Canada

**PUBLICATIONS (CATALOGUED):**

11-010

**REFERENCE DOCUMENTS:**

11-010 (February 1989)

**MICRO DATA PRODUCTS:**

Standard - available on demand

Name: Leading Indicator

Method(s) of dissemination: Hard copy/printout

CONTACT PERSON: *Philip Cross; (613) 951-9162; Manager, Current Analysis;  
National Accounts and Environment Division*

---



## 15-1401 The Input-Output Structure of the Canadian Economy in Current and Constant Prices

This annual program presents the most detailed accounting within the System of National Accounts, of gross production in the Canadian economy, as sets of interrelated industry and commodity production and disposition accounts and Gross Domestic Product (GDP) by industry in current and constant prices.

### MAIN TOPICS:

*Input-output structure of Canadian economy in current and constant prices (1981)(1986)*

*Commodities (goods and services): supply, by source, intermediate use, and disposition by final use (demand) of commodities and by broad commodity groups (goods and services)*

*Business sector: output and input, by industry group, (SNA industry code) in constant prices, (1981)(1986)*

*Gross Domestic Product at factor cost, by industry (SNA industry code), in millions of (1981)(1986) dollars*

*Make (output) matrix (aggregation-M), annual data*

*Use (input) matrix (aggregation-M), annual data*

*Final demand matrix (aggregation-M), annual data*

*Margins (aggregation-M), annual data*

*Impact (inverse) matrix (aggregation-M), annual data*

### NOTES:

1) Data Classification - Input-Output (IO) Commodity Classification and Industry Classification. The IO industry classification is an aggregation of Canadian Industrial Classification. The IO commodity classification is conformed to SCC, ICC, XCC, PCG, CITC and SCG.

2) CANSIM Matrices: Catalogue no. 15-201 - Make/Output - 7711:7761, Use/Input - 7711:7761, Final Demand - 7762:7790, GDP at factor cost - 4663. - Make/Output - 7000:7050, Use/Input - 7000:7050, Final Demand - 7051:7079, GDP at factor cost - 4664.

### COLLECTION:

#### START DATE:

1961

#### FREQUENCY:

Annual

#### REFERENCE PERIOD:

Calendar year

### POPULATION:

#### TARGET UNIVERSE:

Total economy

#### STATISTICAL UNITS:

Establishment

### CLASSIFICATION:

#### GEOGRAPHIC COVERAGE:

Canada

#### SIC COVERAGE:

SIC-E 1980 - All industries

DISSEMINATION:**RELEASE TIME:**

Preliminary data are available in September, 33 months after the reference calendar year; Final data are available one year later

**GEOGRAPHIC UNITS DISSEMINATED:**

Canada

**CANSIM MATRICES:**

4663;4664;7000-7079;7711-7790

(See NOTES)

**CANSIM CROSS CLASSIFIED:**

00120109;00120110;00120111;11102112;00120113;00120114

**PUBLICATIONS (CATALOGUED):**

15-201; 15-202; 15-510; 15-511

**OTHER PUBLICATIONS:**

Technical Series (I - articles)

**REFERENCE DOCUMENTS:**

15-201; 15-202; 15-510; 15-511

**OTHER STATISTICAL DATA PRODUCTS:**

Standard tabulation or data file -

Name: Large level tables, working level tables

Method(s) of dissemination: Hardcopy/printout, diskette

Customised tabulation or data file

CONTACT PERSON: Yusuf Siddiqi; (613) 951-8909; Assistant Director, National Input-Output Tables and Analysis; Input-Output Division

**15-1402 Aggregate Productivity Measures**

This annual program presents two measures of labour productivity, output per person and output per person-hour, and measures of unit labour cost. Data supporting these measures are also presented.

**MAIN TOPICS:**

*Labour productivity*

*Output per person*

*Output per person-hour*

*Industries, aggregate productivity measures, by industry (SNA industry code)*

*Industries, indexes (1986=100) of labour productivity and unit labour cost, by industry (SNA industry code)*

*Business sector industries, (SNA industry code): indexes (1986=100) of labour producing and unit labour cost*

*Business sector, excluding agriculture (SNA industry code): indexes (1986=100) of labour producing and unit labour cost*

*Business sector, services, (SNA industry code): indexes (1986=100) of labour producing and unit labour cost*

*Business sector, goods, (SNA industry code): indexes (1986=100) of labour producing and unit labour cost*

*Business sector, goods excluding agriculture and manufacturing, (SNA industry code): indexes (1986=100) of labour producing and unit labour cost*

*Productivity and related measures in Canada and United States: comparisons, and average annual per cent changes, by industry*

COLLECTION:**START DATE:**

1946

**REFERENCE PERIOD:**

Calendar year

**FREQUENCY:**

Annual

**POPULATION:****TARGET UNIVERSE:**

Business sector of the Canadian economy

**STATISTICAL UNITS:**

Establishment; Company

**CLASSIFICATION:****GEOGRAPHIC COVERAGE:**

Canada

**SIC COVERAGE:**

SIC-E 1980 - All business sector industries

**DISSEMINATION:****RELEASE TIME:**

Preliminary estimates available 13 months after the reference calendar year; Final data available two years later

**GEOGRAPHIC UNITS DISSEMINATED:**

Canada

**CANSIM MATRICES:**

7916-7938

**PUBLICATIONS (CATALOGUED):**

15-204

**PUBLICATIONS (NON-CATALOGUED):**

"On the Accounting Decomposition of Input-Output Price Indices Into Their Cost Components: The Case of Indirect Taxes" (March 1987, revised May 1989)

"Highlights of the Public Sector Market Study, 1983" (September 1987)

"The Adding-Up Problem in the Computation of Aggregate Price GDP" (October 1987)

"Measuring the Variability of Input-Output Structures: A Progress Report" (December 1987)

"On the Variability of Input-Output Structures: A Progress Report on the Constant Price Industrial Input Structures" (April 1988)

"Structural Change in the Canadian Economy: The Supply Side in Current Prices" (July 1988)

"Structural Change in the Canadian Economy: The Supply Side in Constant Prices" (October 1988)

"A Diversity Analysis of Structural Change Based on the Canadian Input-Output Tables" (January 1989)

"Commodity Indirect Taxes in the Canadian Input-Output Accounts, 1984" (July 1989)

"Progress Report #5: On the Temporal Variability of the Aggregate Input Structure" (September 1989)

"Government Expenditures on Goods and Services and Transfer Payments in Canada, 1961-1985" (December 1989)

"Commodity Indirect Taxes in the Canadian Input-Output Accounts, 1984-1986" (February 1990)

"Growth Accounting and the Quality Adjustment of the Capital Stock" (February 1990)

"The 1989 increase in Labour Compensation per Person: Was it caused by wage demands?" (June 1990)

Documentation of Capital Input and Capital Cost time series for Multifactor Productivity Measures" (December 1990)

"Federal Sales Tax in the Canadian Input-Output Accounts"

"Productivity Analysis and the Measurement of Gross Output Net of Inter-Industry Sales" (January 1991)

"The Input-Output Structure of the Economies of the Yukon and the North-West Territories, 1984" (May 1991)

"An Alternative to Double Deflation for Measuring Real Industry Value-Added" (June 1991)

"I/O Tables in constant prices: Revised deflation process and analysis of the machinery and equipment sector" (July 1991)

"Measures of Capital Depreciation" (November 1991)



"Scope of Public Grants Economy in Canada" (December 1991)

**OTHER PUBLICATIONS:**

Siddiqi Y., Murty P.S.K., Diena J., "Highlights of the Provincial Sales Tax Commodity Allocation Project, 1984", Canadian Economic Observer, May 1989

Siddiqi Y., Murty P.S.K., "Highlights of Commodity Taxes for 1984", Canadian Economic Observer, September 1989

Siddiqi Y., Murty P.S.K., "Commodity Indirect Taxes - An Inventory before the GST", Canadian Economic Observer, October 1989

Murty P.S.K., Siddiqi Y., "Government Expenditures on Goods and Services and Transfer Payments in Canada 1961-1985" Canadian Economic Observer May 1990

"Effective tax rates and net price indexes", Feature Article, Canadian Economic Observer, November 1990

Murty P.S.K., Siddiqi Y., "Government subsidies to industries", Canadian Economic Observer, May 1991

**REFERENCE DOCUMENTS:**

"User's Guide to Statistics Canada Structural Economic Models" (Revised 1980)

"Size and Structure of the Public Sector Market Study, 1983"

"Statistics Canada's Price Model: A Detailed Description of the Structure and Simulation Capacities" (August 1988)

"Input-Output Modelling of Commodity Indirect Taxes for Macroeconomic Analysis" (January 1989)

"Provincial Sales Tax Commodity Allocation Project, 1984 Sources and Methods" (January 1989)

"The Balancing Process of the Regional Input-Output Tables" (February 1989)

"Aggregation Formulas for Multifactor Productivity" (June 1989)

"A New Specification of the Leakage Parameters of the Input-Output Accounts, 1984" (July 1989)

"On a Dynamic Productivity Index Number Formula" (February 1990)

"Federal Goods and Services Tax and the Canadian System of National Accounts" (October 1990)

"New Paradigm to Analyze Government Transfer Payments with special reference to Canada" (January 1991)

"A New Paradigm to Analyze Commodity Indirect Taxes and Subsidies, 1986-1989" (April 1991)

"Alternative Concepts of Output and Productivity" (July 1991)

"Aggregation, Integration and Productivity Analysis: An Overall Framework" (July 1990)

"The Statistics Canada Concepts and Measures of Productivity" (December 1990)

**OTHER STATISTICAL DATA PRODUCTS:**

Customised tabulation or data file

CONTACT PERSON: Aldo Diaz; (613) 951-3687; Chief, Productivity Measures, Input-Output Analysis and Modelling Section; Input Output Division



**16-1301 Gross Domestic Product by Industry - Monthly**

This program compiles a monthly measure of Gross Domestic Product (GDP) at factor cost at 1986 prices, by industry, for over 293 industries and aggregations.

**MAIN TOPICS:**

*Gross domestic product at factor cost, by industry (SNA industry code), at 1986 prices, by month and quarter, seasonally adjusted at annual rates, and not seasonally adjusted, in millions of dollars*

**NOTES:**

Detailed estimates are available from 1961 for 293 industries to levels of disaggregation approximating the 3 and 4 digit levels of the 1980 SIC.

**COLLECTION:**

**START DATE:**  
1961

**FREQUENCY:**  
Monthly

**REFERENCE PERIOD:**  
Month

**POPULATION:**

**TARGET UNIVERSE:**  
Whole economy by industry

**STATISTICAL UNITS:**  
Establishment

**CLASSIFICATION:**

**GEOGRAPHIC COVERAGE:**  
Canada

**SIC COVERAGE:**  
SIC-E 1980 - All industries according to the System of National Accounts industry codes

**DISSEMINATION:**

**RELEASE TIME:**  
8:30 A.M. eastern time, approximately 60 days after the reference month

**PUBLICATIONS (CATALOGUED):**  
15-001

**GEOGRAPHIC UNITS DISSEMINATED:**  
Canada

**REFERENCE DOCUMENTS:**  
15-512; 61-202; 61-213; 61-502; 61-505; 61-510;  
61-516

**CANSIM MATRICES:**  
4670;4674

**CONTACT PERSON:** *Lyle Sager; (613) 951-9164; Chief, Monthly Measures;  
Industry Measures and Analysis Division*

---

### 16-1303 Provincial Gross Domestic Product by Industry

This program compiles annual estimates of Gross Domestic Product (GDP) at factor cost for goods-producing industries and selected service-producing industries by province.

**MAIN TOPICS:**

*Provincial gross domestic product at factor cost for selected industries (SNA industry code)*

*Provincial gross domestic product at factor cost in 1986 prices for selected industries (SNA industry code)*

COLLECTION:

**START DATE:**

1984

**FREQUENCY:**

Annual

**REFERENCE PERIOD:**

Calendar year

POPULATION:

**TARGET UNIVERSE:**

Total economy

**STATISTICAL UNITS:**

Establishment

CLASSIFICATION:

**GEOGRAPHIC COVERAGE:**

Canada

**SIC COVERAGE:**

SIC-E 1980 - Goods-producing industries and selected service-producing industries

DISSEMINATION:

**RELEASE TIME:**

10 months after the reference calendar year for constant price data and 4 years after the reference calendar year for current price data

**MICRO DATA PRODUCTS:**

Standard - available on demand

Name: Provincial Gross Domestic Product by Industry

Method(s) of dissemination: a) Hardcopy/printout, b) Diskette, c) Tape

Customised - user defined

**GEOGRAPHIC UNITS DISSEMINATED:**

Canada; Provinces; Northwest Territories and Yukon

**OTHER STATISTICAL DATA PRODUCTS:**

Standard tabulation or data file -

1) Name: Provincial GDP by Industry

Method(s) of dissemination: a) Hard copy/printout, b) Diskette, c) Tape

**CANSIM MATRICES:**

7360-7403;7904-7915

**PUBLICATIONS (CATALOGUED):**

15-203

CONTACT PERSON: *Richard Martel; (613) 951-2018; Chief, Provincial Industry Measures; Industry Measures and Analysis Division*

**17-1534 Canada's Balance of International Payments**

This quarterly statistical program collects data on transactions with non-residents allocated between the current and the capital accounts.

**MAIN TOPICS:**

*Canadian balance of international payments: current account, capital account, and statistical discrepancy, not seasonally adjusted, by data detail*

*Canadian balance of international payments: current account, seasonally adjusted, by data detail*

*Canada's bilateral accounts with United States: current account, capital account and statistical discrepancy and inter area transfers, by data detail*

*Canada's bilateral accounts with United Kingdom, other European Economic Community (EEC) countries, Japan, and other countries, data detail, by country of trade or transaction*

*Merchandise trade: balance of payments adjustments to trade on customs basis*

*Merchandise trade: surplus or deficit: by commodity groups, all countries and United States*

*Non-merchandise transactions: receipts, payments and balances, by data detail*

*Investment income: receipts and payments, by type, United States and other countries*

*Transfers, receipts and payments, by type, United States and other countries*

*Canadian direct investment abroad, by industry and geographic area or country*

*Foreign direct investment in Canada: by industry and geographic area or country*

*Foreign securities: portfolio transactions, by type of securities, by type of transaction, by type of obligation, and by geographic area or country*

*Canadian bonds: portfolio transactions, by geographic area, country and sector*

*Canadian bonds: new issues, by currency*

*Canadian stocks: portfolio transactions, by type of transaction and geographic area or country*

*Canadian money market instruments: transactions, by type of money market instrument, United States, other countries*

*Government of Canada foreign currency financing, official international reserves, and net official financing, by data detail*

*Government of Canada loans and subscriptions, advances and repayments and net flow: by type of claim*

*Canadian chartered banks: changes in foreign currency assets, liabilities and net position with non-residents*

*Capital transactions: Canadian assets or claims on non-residents and Canadian liabilities to non-residents, by selected types*

*Merchandise trade: exports and imports, volume and price indexes or indices, 1986=100*

*Canadian dollar exchange rates: Canadian dollar in United States currency or U.S. dollar in Canadian currency*

**COLLECTION:****START DATE:**

1926

**FREQUENCY:**

Quarterly

**REFERENCE PERIOD:**

Quarter

**POPULATION:****TARGET UNIVERSE:**

All individuals, enterprises and governments involved in transactions with non-residents

**STATISTICAL UNITS:**

Individual; Enterprise; Government

CLASSIFICATION:**GEOGRAPHIC COVERAGE:**

Canada

DISSEMINATION:**RELEASE TIME:**

2 to 3 months after the reference quarter

**PUBLICATIONS (CATALOGUED):**

67-001; 67-508

**GEOGRAPHIC UNITS DISSEMINATED:**

Countries; Canada

**REFERENCE DOCUMENTS:**

67-506E

**CANSIM MATRICES:**

2333-2339;2343-2349;2353

CONTACT PERSON: Lucie Laliberté; (613) 951-9055; Director;  
Balance of Payments Division

**17-1535 Canada's International Transactions in Securities**

The monthly series on security transactions with non-residents cover portfolio transactions in stocks and bonds, and include trade in outstanding issues, new issues, and retirements. Also included are transactions with non-residents in Canadian money market securities.

**MAIN TOPICS:**

*Canada's international security transactions with non-residents by type of security, by area or country*  
*Canadian bonds, Canadian stocks: transactions with non-residents, sales and purchases, data detail, by type of security, by type of transaction and by area or country*  
*Foreign bonds, foreign stocks: transactions with non-residents, sales and purchases, data detail, by type of security, by type of transaction and by area or country*  
*Government of Canada paper: transactions with non-residents, sales and purchases, data detail, by area or country*  
*Canadian money market instruments: transactions with non-residents, sales and purchases, data detail, by area or country*  
*Canadian bonds: non-resident holdings, by type of issue or sector*  
*Canadian money market paper: non resident holding, by type of issue*  
*Capital market yields: selected data, by period*

COLLECTION:**START DATE:**

1934

**FREQUENCY:**

Monthly

**REFERENCE PERIOD:**

Month



POPULATION:**TARGET UNIVERSE:**

All enterprises and governments involved in security transactions with non-residents

**STATISTICAL UNITS:**

Enterprise

CLASSIFICATION:**GEOGRAPHIC COVERAGE:**

Canada

DISSEMINATION:**RELEASE TIME:**

55 days after the reference month

**PUBLICATIONS (CATALOGUED):**

67-001; 67-002

**GEOGRAPHIC UNITS DISSEMINATED:**

Countries; Canada

**REFERENCE DOCUMENTS:**

67-506E

CONTACT PERSON: *Barry Mersereau; (613) 951-9052; Chief, Capital Account Section; Balance of Payments Division*

**17-1536 Canada's International Transactions in Services**

This statistical program compiles annual information on Canada's international transactions in services. Such services comprise international travel, freight and shipping, business services, government transactions and other services.

**MAIN TOPICS:**

*Canada's international transactions in services: receipts, payments and balances, data detail by category of service and geographic area characteristics*

*Travel services, Canada's receipts, payments and balances, by country*

*Freight and shipping services, Canada's receipts, payments and balances, by category*

*Business services: receipts, payments and balances, by category, by country of enterprise, control and affiliation, by industry*

*Insurance services: international transactions, Canadian receipts, payments and balances*

*Consulting and other professional services: international transactions, Canadian receipts, payments and balances*

*Transportation related services: international transactions, Canadian receipts, payments and balances*

*Commissions: international transactions, Canadian receipts, payments and balances*

*Research and development: international transactions, Canadian receipts, payments and balances*

*Tooling and other auto charges: international transactions, Canadian receipts, payments and balances*

*Financial services: international transactions, Canadian receipts, payments and balances*

*Management and administrative services: international transactions, Canadian receipts, payments and balances*

*Royalties, patents, trademarks: international transactions, Canadian receipts, payments and balances*

*Films and broadcasting services: international transactions, Canadian receipts, payments and balances*

*Computer services: international transactions, Canadian receipts, payments and balances*

*Equipment and rental services: international transactions, Canadian receipts, payments and balances*

*Franchises and similar rights: international transactions, Canadian receipts, payments and balances*

*Refining and processing services: international transactions, Canadian receipts, payments and balances*  
*Communications: international transactions, Canadian receipts, payments and balances*  
*Advertising and promotional services: international transactions, Canadian receipts, payments and balances*  
*Government transactions: receipts, payments and balances, by level of government*  
*Petroleum and mining industry: international transactions, Canadian receipts, payments and balances*  
*Manufacturing industries: international transactions, Canadian receipts, payments and balances*

**NOTES:**

Start Date: 1926 - for 5 broad categories; 1969 - for many subcategories; 1983 - for details on business services.

**COLLECTION:****START DATE:**

1926; 1969; 1983 (See NOTES)

**FREQUENCY:**

Annual

**REFERENCE PERIOD:**

Year

**POPULATION:****TARGET UNIVERSE:**

All individuals, enterprises and governments involved in services with non-residents

**STATISTICAL UNITS:**

Individual; Enterprise; Government

**CLASSIFICATION:****GEOGRAPHIC COVERAGE:**

Canada

**DISSEMINATION:****RELEASE TIME:**

Estimates for key series are available 9 months after the reference year; Revised detailed data are published a year later

**CANSIM MATRICES:**

2333-2339

**PUBLICATIONS (CATALOGUED):**

67-001; 67-203

**GEOGRAPHIC UNITS DISSEMINATED:**

Countries; Canada

**REFERENCE DOCUMENTS:**

67-506E

**CONTACT PERSON:** *Hugh Henderson; (613) 951-9049; Chief, Current Account Section; Balance of Payments Division*

## 17-1537 Canada's International Investment Position

Canada's international investment position is measured annually in terms of Canadian assets with, and liabilities to, non-residents. The difference between these assets and liabilities represents Canada's net international investment position.

**MAIN TOPICS:**

*Canada's international investment position: assets, liabilities and investment income, data detail, by investment, ownership, control, and geographic characteristics*

*Canadian long-term investment abroad: by type of investment, and by location or country of investment*

*Canadian direct investment abroad*

*- by industry group, by location or country of investment*

*- by location or country of investment, and area of control*

*- equity and control, by area*

*- by type of capital invested*

*Canada's international investment position, net: as measured from surveys of assets and liabilities and as derived from current accounts*

*Canadian controlled investment abroad*

*- by industry group and location of investment*

*- direct investment, third party investment, by location of investment*

*United States corporation stocks: Canadian portfolio holdings, book value and related stock*

*Canada's official international monetary assets, reserves and liabilities, data detail, by type*

*Foreign long-term investment in Canada, by type of investment, by area or country of ownership*

*Foreign direct investment in Canada*

*- by industry group and country of ownership*

*- by type of investment and country of origin*

*Canadian long-term funded debt, net: estimated distribution of ownership, by country of ownership, by debtor and currency of payment*

*Canadian bonds, held by non-residents: by sector, by currency of payment and by maturity*

*Foreign miscellaneous investment in Canada: by type of investment, by country of ownership*

*Canadian other short-term liabilities, by type Foreign controlled investment in Canada: value, by area of control*

*Non-financial industries in Canada, by industry group*

*- foreign ownership and foreign control*

*- resident-owned capital, non-resident owned capital and United States owned investment, estimated book value*

*- analysis of control and ownership of capital*

*Canada's international investment income: receipts, payments, deficit, surplus, by type of investment, by area*

*Canada's international receipts and payments of interest and dividends: by type of investment, by geographical area*

*Enterprises in Canada: estimated earnings of enterprises accruing to foreign direct investors*

*Canada's interest payments to non-residents on funded debt, by type of investment, by type of borrower*

**COLLECTION:****START DATE:**

1926

**FREQUENCY:**

Annual

**REFERENCE PERIOD:**

Calendar year

**POPULATION:****TARGET UNIVERSE:**

All individuals, enterprises and governments involved in transactions with non-residents

**STATISTICAL UNITS:**

Individual; Enterprise; Government

**CLASSIFICATION:****GEOGRAPHIC COVERAGE:**

Canada

**DISSEMINATION:****RELEASE TIME:**

2 1/2 years after the reference year; Some preliminary information is available 3 months after the reference year (in 67-001)

**GEOGRAPHIC UNITS DISSEMINATED:**

Countries; Canada

**CANSIM MATRICES:**

2333-2339;2343-2349

**PUBLICATIONS (CATALOGUED):**

67-202

**REFERENCE DOCUMENTS:**

67-506E

**CONTACT PERSON:** *Lucie Laliberté; (613) 951-9055; Director;  
Balance of Payments Division*

---



**21-2501 Industrial Corporations: Financial Statistics**

This survey collects quarterly financial statements of non-government owned industrial corporations operating in Canada.

**MAIN TOPICS:**

*Industrial corporations, financial statistics*  
*Mining industries, corporations, financial statistics*  
*Manufacturing industries, corporations, financial statistics*  
*Transportation industries, corporations, financial statistics*  
*Storage industries, corporations, financial statistics*  
*Communication industries, corporations, financial statistics*  
*Utilities industries, corporations, financial statistics*  
*Services industries, corporations, financial statistics*  
*Construction industries, corporations, financial statistics*  
*Real estate industries, corporations, financial statistics*  
*Statement of income, companies having \$10 million or more of total assets*  
*Statement of income, estimates for entire universe of corporations*

**NOTES:**

- 1) Surveys 21-2501 and 21-2504 combined in the fourth quarter of 1990 to become the "Quarterly Financial Statistics for Enterprises" (Pub. no. 61-008).
- 2) CANSIM Matrices: CANSIM matrices 2333-2780 (1962-1970) are available from Industrial Organization and Finance Division only, i.e. they are not on the CANSIM Main Base. Early in 1984, CANSIM matrices 6627-6779 were replaced by matrices 4780-4942. There are four series relating to CANSIM which reflect major revisions - 1962-1970, 1970-1978, 1974-1978, 1977-present. The data relating to the present publication (61-008) are available in CANSIM matrices 3914-3981 and 3860-3869.

**COLLECTION:****START DATE:**

1951

**REFERENCE PERIOD:**

Quarter

**DATA COLLECTION METHOD(S):**

100% Self-completion, mail out/mail back

**FREQUENCY:**

Quarterly

**TYPE OF SURVEY:**

Sample

**COLLECTION PERIOD:**

From the end of the current quarter to 30 days after the end of the current quarter

**POPULATION:****TARGET UNIVERSE:**

All non-financial corporations operating in Canada

**STATISTICAL UNITS:**

Statistical enterprise

**POPULATION SIZE:**

600,000

CLASSIFICATION:**GEOGRAPHIC COVERAGE:**

Canada

**SIC COVERAGE:**

SIC 1960 - All non-financial industries

**GEOGRAPHIC CODING - MICRO DATA:**

Postal codes

DISSEMINATION:**RELEASE TIME:**

Data are released approximately 55 to 60 days after the reference quarter

**CANSIM MATRICES:**

2781-2839;3860-3869;3914-3918;3920-3948;3950-3981;4780-4942;6781-6845

**GEOGRAPHIC UNITS DISSEMINATED:**

Canada

**PUBLICATIONS (CATALOGUED):**

61-008

CONTACT PERSON: *George Mitchell; (613) 951-9853; Head, Development Unit; Industrial Organization and Finance Division*

## 21-2502 Corporations and Labour Unions Returns Act (CALURA), Part 2 - Labour Unions

This annual survey collects data on union membership, statistical summaries and analyses of national and international labour union activity in Canada. Financial and non-financial information are collected.

**MAIN TOPICS:***CALURA, Labour unions, organizational and financial statistics**Canadian Labour Congress (CLC)**Confederation of National Trade Unions (CNTU)**Confederation of Canadian Unions**Canadian Federation of Labour (CFL)**Centrale des Syndicats Démocratiques**American Federation of Labour and Congress of Industrial Organizations (AFL/CIO)**Unaffiliated labour organizations**International labour unions**National labour unions**Government employees' organizations (unions)**Labour union membership data**Labour union financial data**Labour union employment data**Women membership in labour unions**Balance sheet data, by detail**Income statement data, by detail**Provincial distribution of selected data**Industrial distribution of selected data*

*Labour unionization rate, by industry and by province  
Labour organization under trusteeship, selected data*

**NOTES:**

- 1) Publications (Catalogued): Annual publication must be tabled in Parliament prior to its distribution to the public.
- 2) Population Size: The 500+ labour unions provide some information pertaining to their 15,000 union locals.

**COLLECTION:****START DATE:**

1962

**DATA COLLECTION METHOD(S):**

100% Self-completion, mail out/mail back

**TYPE OF SURVEY:**

Census

**REFERENCE PERIOD:**

Calendar year (for membership information); Fiscal year (for financial information)

**FREQUENCY:**

Annual

**COLLECTION PERIOD:**

From January 1 to December 31

**POPULATION:****TARGET UNIVERSE:**

All labour unions with 100 members or more in Canada

**POPULATION SIZE:**

500 (See NOTES)

**STATISTICAL UNITS:**

Labour union/local

**CLASSIFICATION:****GEOGRAPHIC COVERAGE:**

Canada

**SIC COVERAGE:**

SIC-E 1980 - All industries

**DISSEMINATION:****RELEASE TIME:**

22 months after the reference year

**PUBLICATIONS (CATALOGUED):**

71-202 (See NOTES)

**GEOGRAPHIC UNITS DISSEMINATED:**

Countries; Canada; Provinces; Territories; Census metropolitan areas; Census agglomerations

**MICRO DATA PRODUCTS:**

Standard - available on demand

Name: Questionnaire - available at Labour Canada (Membership only)

Method(s) of dissemination: Hard copy/printout

**CONTACT PERSON:** *Stuart McLeod; (613) 951-9862; Section Chief;  
Industrial Organization and Finance Division*

## 21-2503 Corporations and Labour Unions Returns Act (CALURA), Part 1 - Corporations

This annual survey collects information about the ownership of major corporations, that is, corporations with gross revenues in excess of \$15 million and assets in excess of \$10 million. Ownership information is then merged with financial information to evaluate the extent and effects of non-residential ownership and control of corporations in Canada.

### MAIN TOPICS:

*Non-financial corporations, financial characteristics*  
*Foreign controlled non-financial corporations*  
*Non-financial leading enterprises, financial characteristics*  
*Assets*  
*Sales*  
*Equity*  
*Profits*  
*Taxable income*  
*Financial ratios*  
*Provincial allocation of total taxable income*  
*Financial data, by country of control, or by industry, or by energy sector*  
*Financial data by ownership or financial control*  
*Concentration of corporate assets, revenue and profits - GINI coefficient*  
*All industries: foreign control, mergers and acquisitions*  
*Financial corporations, by type and major financial characteristics*

### NOTES:

- 1) Survey covers a significant number of non-Canadian corporations.
- 2) Population Size: The financial data used pertain to more than 700,000 corporations.

### COLLECTION:

#### START DATE:

1962

#### REFERENCE PERIOD:

Fiscal year

#### DATA COLLECTION METHOD(S):

50% Self-completion, mail out/mail back; 50%  
 Extraction from administrative files

#### FREQUENCY:

Annual

#### TYPE OF SURVEY:

Census

#### COLLECTION PERIOD:

Continuous, based on fiscal year end of corporation

### POPULATION:

#### TARGET UNIVERSE:

All corporate groups with assets exceeding \$10 million, or with gross revenue exceeding \$15 million, or all corporations with debt or equity due non-residents exceeding \$200,000

#### POPULATION SIZE:

26,000 (See NOTES)

#### STATISTICAL UNITS:

Corporation (as a legal entity)



CLASSIFICATION:**GEOGRAPHIC COVERAGE:**

Canada

**SIC COVERAGE:**

SIC-E 1960 - All industries

DISSEMINATION:**RELEASE TIME:**

Approximately 2 years after the reference fiscal year

**OTHER STATISTICAL DATA PRODUCTS:**

Standard tabulation or data file -

Name: Industry Breakdown of Data from  
Publication No. 61-210Method(s) of dissemination: a) Hard copy/printout,  
b) Diskette**GEOGRAPHIC UNITS DISSEMINATED:**

Canada

Customized tabulation or data file

Name: Index of Corporations by country of control  
and Index of Corporations by industryMethod(s) of dissemination: a) Hard copy/printout,  
b) Diskette**CANSIM MATRICES:**Majority Control: 9001-9182;9201-9234;9301-9310;  
9331-9340;9381-9390;9411-9430

Effective Control: 7101-7353

**PUBLICATIONS (CATALOGUED):**

61-210; 61-517

**SOURCES FOR CUSTOMISED PRODUCTS:**

Name: CALFIN

Number of variables: 25

Main variables: Assets, Sales, Equity, Profits,  
Taxable income**MICRO DATA PRODUCTS:**

Standard - available on demand

1) Name: Enterprise Structure

Method(s) of dissemination: a) Hard copy/printout,  
b) Diskette, c) Tape2) Name: Schedule II Ownership Return - available  
through Consumer and Corporate Affairs for a  
nominal fee

Method(s) of dissemination: Hard copy/printout.

CONTACT PERSON: Janet McMechan; (613) 951-6904; Assistant Director, CALURA Subdivision;  
Industrial Organization and Finance Division**21-2504 Quarterly Survey of Financial Institutions**

This survey collects quarterly financial information about the finance and insurance sectors, consisting of financial institutions, financial intermediaries, and other investment funds operating in Canada.

**MAIN TOPICS:***Financial intermediaries by type**Chartered bank - Schedule A, financial statements**Chartered bank - Schedule B, financial statements**Trust companies, financial statements**Mortgage loan companies, financial statements**Local credit unions, financial statements**Central credit unions, financial statements*

*Financial corporations, financial statements*  
*Financial leasing corporations, financial statements*  
*Business financing corporations, financial statements*  
*Closed-ended funds, financial statements*  
*Investment funds, financial statements*  
*Segregated funds, financial statements*  
*Life insurers, financial statements*  
*Accident and sickness branches of life insurance companies, financial statements*  
*Property and casualty insurers, financial statements*  
*Investment dealers, financial statements*

**NOTES:**

- 1) Start Date: For many industries, the start date is later than 1972. Also, no data is available for 1981, 1982 and 1983.
  - 2) Geographic Units Disseminated: Some data for trust companies and local credit unions are available by province.
- Surveys ID 21-2501 and 21-2504 combined in the fourth quarter of 1990 to produce the survey "Quarterly Financial Statistics for Enterprises" - Publication no. 61-008.

COLLECTION:

**START DATE:**  
1972 (See NOTES)

**DATA COLLECTION METHOD(S):**  
90% Non-standard: Self-completion, mail out/fax back; 10% Telephone interview

**TYPE OF SURVEY:**  
Sample

**REFERENCE PERIOD:**  
Quarter

**FREQUENCY:**  
Quarterly

**COLLECTION PERIOD:**  
From the end of the current quarter to 30 days after the end of the current quarter

POPULATION:

**TARGET UNIVERSE:**  
Financial intermediary and insurance industries, excluding the Bank of Canada and trustee pension funds

**POPULATION SIZE:**  
40,000

**STATISTICAL UNITS:**  
Legal entity

CLASSIFICATION:

**GEOGRAPHIC COVERAGE:**  
Canada

**SIC COVERAGE:**  
SIC-C 1980 - Division L (excluding 601 and 6214)

DISSEMINATION:

**RELEASE TIME:**  
55 to 60 days after the reference quarter

**GEOGRAPHIC UNITS DISSEMINATED:**  
Canada (See NOTES)

**CANSIM MATRICES:**

101;107;157;3797;3800-3809;3815;3820;3834-3845;  
3849;3857-3859;3883-3886

**PUBLICATIONS (CATALOGUED):**

61-006

**OTHER STATISTICAL DATA PRODUCTS:**

Standard tabulation or data file -

Name: Financial Institutions

Method(s) of dissemination: Hard copy/printout

Customised tabulation or data file

**SOURCES FOR CUSTOMISED PRODUCTS:**

Name: Financial Institutions

Number of variables: Approx. 100 to 200

Main variables: Detailed financial information by industry, including assets, liabilities, revenues, expenses, shareholder equity and retained earnings

**CONTACT PERSON:** Robert Moreau; (613) 951-2512; Financial Regulated Industries Analyst;  
Industrial Organization and Finance Division

**21-2506 Corporation Financial Statistics**

This statistical program provides aggregate balance sheet, income and expense, profit and retained earnings information for corporations classified by 182 industries.

**MAIN TOPICS:**

*Industries, corporations, financial statistics*

*Financial corporations, by industry (SIC)*

*Non-financial corporations, by industry (SIC)*

*Government corporations, by industry (SIC)*

*Agriculture, forestry and fishing industries, corporations, financial statistics*

*Mining industries, corporations, financial statistics*

*Manufacturing industries, corporations, financial statistics*

*Transportation, communication and other utilities, industries, corporations, financial statistics*

*Wholesale trade, corporations, financial statistics*

*Retail trade, corporations, financial statistics*

*Finance, corporations, financial statistics*

*Services, corporations, financial statistics*

*Balance sheet data by industry*

*Statement of income data, by industry*

*Corporation financial ratios*

**COLLECTION:****START DATE:**

1965

**REFERENCE PERIOD:**

Calendar year

**DATA COLLECTION METHOD(S):**

100% Extraction from administrative files

**FREQUENCY:**

Annual

**TYPE OF SURVEY:**

Sample

POPULATION:**TARGET UNIVERSE:**

Corporations with assets greater than \$50,000 or sales greater than \$10,000, excluding municipally owned corporations, credit unions and insurance carriers

**POPULATION SIZE:**

600,000

**STATISTICAL UNITS:**

Legal entity

CLASSIFICATION:**GEOGRAPHIC COVERAGE:**

Canada

**SIC COVERAGE:**

SIC 1960 - All industries (except credit unions and insurance carriers)

**GEOGRAPHIC CODING - MICRO DATA:**

Postal codes; Revenue Canada - Taxation District office

DISSEMINATION:**RELEASE TIME:**

Estimates are published 22 months after the reference calendar year; revised data are published one year later.

**OTHER STATISTICAL DATA PRODUCTS:**

Standard tabulation or data file -  
Name: Balance Sheet and Income Statement  
Method(s) of dissemination: a) Hard copy/printout,  
b) Diskette, c) Tape  
Customised tabulation or data file

**GEOGRAPHIC UNITS DISSEMINATED:**

Canada; Provinces

**SOURCES FOR CUSTOMISED PRODUCTS:**

Name: Corporation Financial Statistics  
Number of variables: Approx. 200  
Main variables: Balance sheet and income statement data and financial ratios

**CANSIM MATRICES:**

5100-5325

**PUBLICATIONS (CATALOGUED):**

61-207

CONTACT PERSON: Roy St. Germain; (613) 951-2649; Analyst;  
Industrial Organization and Finance Division

**21-2507 Corporation Taxation Statistics**

This annual program provides statistics on corporate taxation including the provincial allocation of taxable income, reconciliation of book profit to taxable income, federal and provincial income taxes and selected capital cost allowances.

**MAIN TOPICS:**

*Corporation with taxable income, by industry*  
*Agriculture, forestry and fishing, industries, corporation taxation*  
*Mining, industries, corporation taxation*



*Manufacturing, industries, corporation taxation*  
*Construction industries, corporation taxation*  
*Transportation, communication and other utilities, industries, corporation taxation*  
*Wholesale trade, industries, corporation taxation*  
*Retail trade, industries, corporation taxation*  
*Finance, industries, corporation taxation*  
*Services, industries, corporation taxation*  
*Corporation taxation, by industry (SIC)*

**COLLECTION:****START DATE:**

1965

**REFERENCE PERIOD:**

Calendar year

**DATA COLLECTION METHOD(S):**

100% Extraction from administrative files

**FREQUENCY:**

Annual

**TYPE OF SURVEY:**

Sample

**POPULATION:****TARGET UNIVERSE:**

Corporations with assets greater than \$50,000 or sales greater than \$10,000, excluding credit unions and insurance carriers

**POPULATION SIZE:**

600,000

**STATISTICAL UNITS:**

Legal entity

**CLASSIFICATION:****GEOGRAPHIC COVERAGE:**

Canada

**SIC COVERAGE:**

SIC 1960 - All industries (except credit unions and insurance carriers)

**GEOGRAPHIC CODING - MICRO DATA:**

Postal codes; Other: Revenue Canada - Taxation District office

**DISSEMINATION:****RELEASE TIME:**

Partial preliminary data are published 15 months after the reference calendar year; full estimates are published 21 months after the reference calendar year.

**PUBLICATIONS (CATALOGUED):**

61-208

**OTHER STATISTICAL DATA PRODUCTS:**

Standard tabulation or data file -

Name: Corporation Taxation Statistics

Method(s) of dissemination: a) Hard copy/printout,

b) Diskette, c) Tape

Customised tabulation or data file

**GEOGRAPHIC UNITS DISSEMINATED:**

Canada; Provinces

**CANSIM MATRICES:**

3331-3358;5326-5369

**SOURCES FOR CUSTOMISED PRODUCTS:**

Name: Corporation Taxation Statistics

Number of variables: Approximately 200

Main variables: Taxable income by province,  
Federal and provincial corporate taxes, Tax  
credits and allowances, Accelerated capital costs  
allowance classes, Reconciliation of book profit  
to taxable income

CONTACT PERSON: Paula Helmer; (613) 951-9852; Analyst;  
Industrial Organization and Finance Division

**21-2508 Corporation Financial Statistics - Financial Analysis Integrated Data Card**

This annual activity creates part of a data bank containing corporation financial and taxation statistics derived from the compilation of income tax returns and attached financial statements.

**MAIN TOPICS:***Taxable income, distribution, by taxable income size group, by major industry group**Federal and provincial income taxes, by major industry group (SIC)**Reconciliation of book profit to taxable income, by industry (SIC)**Provincial allocation of taxable income, by asset size group and, by major industry group**Income taxes, by industry (SIC)**Financial institutions, financial statistics**Balance sheet data**Income statement data**Industrial corporations, financial statistics*COLLECTION:**START DATE:**

1965

**REFERENCE PERIOD:**

Calendar year

**DATA COLLECTION METHOD(S):**

100% Extraction from administrative files

**FREQUENCY:**

Annual

**TYPE OF SURVEY:**

Sample

**COLLECTION PERIOD:**

From January to December

POPULATION:**TARGET UNIVERSE:**

All corporations with assets greater than \$50,000  
and sales or gross revenue greater than \$10,000,  
excluding municipally owned corporations

**POPULATION SIZE:**

750,000

**STATISTICAL UNITS:**

Legal entity

CLASSIFICATION:

**GEOGRAPHIC COVERAGE:**  
Canada

**SIC COVERAGE:**  
SIC-E 1980 - All industries

DISSEMINATION:

**RELEASE TIME:**  
Data are released as part of Corporation Financial Statistics (ID 21-2506) and Corporation Taxation Statistics (ID 21-2507)

**PUBLICATIONS (CATALOGUED):**  
61-207; 61-208

**REFERENCE DOCUMENTS:**  
Internal document - "Data Definitions"

**GEOGRAPHIC UNITS DISSEMINATED:**  
Canada

CONTACT PERSON: *Ronald Rochon; (613) 951-6905; Chief, Financial Analysis;  
Industrial Organization and Finance Division*

---





**22-2201 Canadian Merchandise Trade - Custom Basis**

This activity consists of the compilation of monthly statistics on Canadian imports and exports from customs administrative documents.

**MAIN TOPICS:**

*Commodity imports and exports, seasonally adjusted, balance of payments basis*

*Commodity imports, value and quantity, by commodity name and H.S. code, by province or territory of clearance, by country of origin, and by custom duty status*

*Commodity exports, value and quantity, by type of export, by commodity name and H.S. code, by province or territory of origin, by country of destination, and, by mode of transport*

*Merchandise trade, seasonally adjusted, BOP basis, Laspeyres price indexes in Canadian dollars, 1981=100 and percentage variation, by imports/exports*

*Merchandise trade, seasonally adjusted, BOP basis, value in constant 1981 dollars and percentage change, by imports/exports*

*Imports/exports, seasonally adjusted, BOP basis, fixed weighted volume indexes, 1981=100, by commodity*

*Imports/exports, seasonally adjusted, BOP basis, current weighted price indexes, 1981=100, by commodity*

**COLLECTION:****START DATE:**

1868

**REFERENCE PERIOD:**

Month

**DATA COLLECTION METHOD(S):**

Imports: 100% Extraction from administrative files;  
Exports: 80% Extraction from U.S. data files; 20%  
extraction from administrative files

**FREQUENCY:**

Monthly

**POPULATION:****TARGET UNIVERSE:**

All imports and exports by commodities and  
countries

**POPULATION SIZE:**

750,000

**STATISTICAL UNITS:**

Commodity (merchandise)

**CLASSIFICATION:****GEOGRAPHIC COVERAGE:**

Canada; Countries

**OTHER COVERAGE:**

Harmonized Commodity Description and Coding  
System (HS)

**GEOGRAPHIC CODING - MICRO DATA:**

Classification of countries according to the  
International Standards Organization

DISSEMINATION:**RELEASE TIME:**

7 weeks after the reference month

**GEOGRAPHIC UNITS DISSEMINATED:**

Countries; Canada; Provinces; Territories; Ports

**CANSIM MATRICES:**

3620-3629;3651;3685-3713;3718;3719;3887-3913

**PUBLICATIONS (CATALOGUED):**

12-578E&F; 12-579E&F; 65-001P; 65-001; 65-003;  
65-004; 65-006; 65-007; 65-202; 65-203; 65-503

**PUBLICATIONS (NON-CATALOGUED):**

Commodity/Country Detail Printouts - Imports  
HS10 or Exports HS8

**REFERENCE DOCUMENTS:**

65-001

**OTHER STATISTICAL DATA PRODUCTS:**

Standard tabulation or data file -

Name: Canadian Merchandise Trade

Method(s) of dissemination: a) Hard copy/printout,  
b) Diskette, c) Tape, d) Other, Microfiche,  
Optical Disks, complete database and software  
package (TIERS)

Customised tabulation or data file

**SOURCES FOR CUSTOMISED PRODUCTS:**

Name: Canadian Merchandise Trade

Number of variables: 10

Main variables: Canada's imports and exports,  
Cross-classification by commodity (H.S. based),  
by country (including the United States by  
state), by region, by province, by port, by mode  
of transport

CONTACT PERSON: Garry McCullough; Trade Information Unit; (613) 951-9647;  
International Trade Division

**22-2202 Canadian Merchandise Trade (Balance of Payments Basis)**

This activity consists of adjusting monthly statistics on Canadian imports and exports from the custom basis to the balance of payments basis.

**MAIN TOPICS:**

*Canadian merchandise trade: imports, exports, trade balance and short-term trends, all countries, raw and seasonally adjusted data, balance of payments basis, (BOP), H.S. based*

*Imports, value, by principal trading area of origin, raw and seasonally adjusted data, balance of payments basis, H.S. based*

*Imports, value, by selected commodity groupings, raw and seasonally adjusted data, balance of payments basis, H.S. based*

*Exports, value, by principal trading area of destination, raw and seasonally adjusted data, balance of payments basis, H.S. based*

*Exports, value, by selected commodity groupings, raw and seasonally adjusted data, balance of payments basis, H.S. based*

*Merchandise trade, surplus or deficit on selected commodity groupings, all countries and United States*

*Merchandise trade, balance of payments adjustments on customs basis*

**NOTES:**

Reference Documents: For a description of the methodology, see the January 1989 issue of publication 65-001P.  
For a description of the balance of payments adjustments, see publication 67-506E or the June 1989 issue of publication 65-001P.

**COLLECTION:****START DATE:**

1971

**REFERENCE PERIOD:**

Month

**TYPE OF SURVEY:**

Administrative

**FREQUENCY:**

Monthly

**POPULATION:****TARGET UNIVERSE:**

All importers and exporters

**STATISTICAL UNITS:**

Importer and exporter; Commodity (merchandise)

**CLASSIFICATION:****GEOGRAPHIC COVERAGE:**

Canada; Countries

**SIC COVERAGE:**

SIC-E 1980 - All industries importing/exporting goods

**DISSEMINATION:****RELEASE TIME:**

7 weeks after the reference month

**OTHER STATISTICAL DATA PRODUCTS:**

Customised tabulation or data file  
Customised analytical studies  
Other customised products, charts

**GEOGRAPHIC UNITS DISSEMINATED:**

Countries; Canada

**SOURCES FOR CUSTOMISED PRODUCTS:**

Name: Canadian Merchandise Trade (Balance of Payments Basis)  
Main variables: Imports and exports (raw) by commodity, by country grouping; Imports and exports by commodity (seasonally adjusted)

**CANSIM MATRICES:**

3620-3629;3651;3685-3713;3718;3719;3887-3913

**PUBLICATIONS (CATALOGUED):**

11-001; 65-001P; 65-001; 67-001

**REFERENCE DOCUMENTS:**

65-001P (January 1989); 65-001P (June 1989);  
67-506E (See NOTES)

**CONTACT PERSON:** *Marlene Sterpam; (613) 951-1711; Chief, Analysis and Reconciliation Unit; Trade Information Unit; (613) 951-9647; International Trade Division*

---

## 22-2203 International Trade Price Indexes

This activity compiles monthly import and export price indexes expressed in both Canadian dollars and foreign currencies, as well as other related data.

### MAIN TOPICS:

*International trade: imports, exports, trade balance, and short-term trends, all countries, raw and seasonally adjusted data, balance of payments basis (BOP), H.S. based*

*Imports and exports, current weighted price indexes, 1981=100, by commodity groupings, seasonally adjusted data, balance of payments basis, H.S. based*

*Imports and exports, fixed weighted price indexes, 1981=100, in Canadian dollars and in foreign currencies, seasonally adjusted data, balance of payments basis, H.S. based*

*Merchandise trade, imports and exports, in constant 1981 dollars, and Laspeyres import/export price indexes, 1981=100, in Canadian dollars, seasonally adjusted data, balance of payments basis, H.S. based*

*Laspeyres import/export price indexes, 1981=100, in foreign currencies, and trade weighted exchange rate indexes, 1981=100, seasonally adjusted data, balance of payments basis, H.S. based*

*Imports and exports, all countries fixed weighted Laspeyres price indexes, 1981=100, raw and seasonally adjusted data, balance of payments basis, H.S. based*

*Imports and exports, all countries current weighted Paasche price indexes, 1981=100, raw and seasonally adjusted data, balance of payments basis, H.S. based*

*Laspeyres fixed weighted import/export volume indexes, 1981=100, raw and seasonally adjusted data, balance of payments basis, H.S. based*

*Imports and exports, fixed weighted volume indexes, 1981=100, by commodity groupings, seasonally adjusted data, balance of payments basis, H.S. based*

### COLLECTION:

**START DATE:**  
1869

**FREQUENCY:**  
Monthly

**REFERENCE PERIOD:**  
Month

### POPULATION:

**TARGET UNIVERSE:**  
All imports and exports of commodities

**STATISTICAL UNITS:**  
Commodity (merchandise)

### CLASSIFICATION:

**GEOGRAPHIC COVERAGE:**  
Canada; Countries

**OTHER COVERAGE:**  
Harmonized Commodity Description and Coding System (HS)

### DISSEMINATION:

**RELEASE TIME:**  
7 weeks after the reference month

**GEOGRAPHIC UNITS DISSEMINATED:**  
Canada-United States; Canada-All countries



**CANSIM MATRICES:**

3633-3644;3649;3650;3680-3684;3715-3717

**PUBLICATIONS (CATALOGUED):**

65-001P; 65-001

**REFERENCE DOCUMENTS:**

65-001S; 65-001P (January 1989)

**OTHER STATISTICAL DATA PRODUCTS:**

Standard tabulation or data file -

Name: Current Year International Trade Data

Method(s) of dissemination: Hard copy/printout

Customised tabulation or data file

Customised analytical studies

Other customised products, charts

**CONTACT PERSON:** Denis Pilon; (613) 951-4808; Head, Price Index Unit; Trade Information Unit;  
International Trade Division

---

**22-2204 World Trade Database**

This activity consists of compiling annual import and export data for 160 countries. Data are available by type of merchandise and in value only (in American dollars).

**MAIN TOPICS:**

*World trade, statistical profiles of countries: imports, exports and trade balances, in United States dollars, by type of merchandise or commodity groupings, SIC*

*Merchandise trade, international trading patterns and trends, by country, by type of merchandise or commodity groupings, in United States dollars*

**COLLECTION:****START DATE:**

1970

**FREQUENCY:**

Annual

**REFERENCE PERIOD:**

Calendar year

**POPULATION:****TARGET UNIVERSE:**

All imports and exports of commodities

**STATISTICAL UNITS:**

Commodity (merchandise)

**CLASSIFICATION:****GEOGRAPHIC COVERAGE:**

Countries

**OTHER COVERAGE:**

Standard International Trade Classification (SITC)

**GEOGRAPHIC CODING - MICRO DATA:**

6 digit United Nations standard country code

DISSEMINATION:**RELEASE TIME:**

17 months after the reference calendar year

**GEOGRAPHIC UNITS DISSEMINATED:**

Countries

**REFERENCE DOCUMENTS:**

Internal document - "World Trade Database - Concepts and Procedures"

**MICRO DATA PRODUCTS:**

Customised - user defined

**OTHER STATISTICAL DATA PRODUCTS:**

Standard tabulation or data file -

1) Name: World Market Share by Imported Commodity by Country

Method(s) of dissemination: a) Hard copy/printout, b) Diskette, c) Tape

2) Name: World Market Share by Exported Commodity by Country

Method(s) of dissemination: a) Hard copy/printout, b) Diskette, c) Tape

3) Name: Imports and Exports of a Reporting Country by Partner Country

Method(s) of dissemination: a) Hard copy/printout, b) Diskette, c) Tape

4) Name: Reporting Country for 20 Major Commodities Imported or Exported

Method(s) of dissemination: a) Hard copy/printout, b) Diskette, c) Tape

5) Name: Imports and Exports of a Reporting Country by Trading Partner by Commodity

Method(s) of dissemination: a) Hard copy/printout, b) Diskette, c) Tape

Customised tabulation or data file

**SOURCES FOR CUSTOMISED PRODUCTS:**

Name: World Trade Database

Number of variables: 4

Main variables: Country of origin, Country of destination, Commodity type, Value

CONTACT PERSON: Roger Therrien; (613) 951-6836; Analyst; International Trade Division

**23-2801 Housing Starts and Completions Survey - Monthly**

This is a nationwide monthly statistical program collecting data on dwelling units started, completed and under construction in urban centres of 10,000 population and over.

**MAIN TOPICS:**

*Housing construction, residential dwellings, in urban centres of 10,000 population and over, leading indicators*  
*Dwelling starts, by province or area, by type of dwelling unit*  
*Dwelling completions, by province or metropolitan area, by type of dwelling units*  
*Dwellings under construction, by province, by urban centre*  
*Apartment dwelling starts, by size of building, by province or area*

**COLLECTION:****START DATE:**

1948

**REFERENCE PERIOD:**

Month

**DATA COLLECTION METHOD(S):**

100% Extraction from administrative files

**FREQUENCY:**

Monthly

**TYPE OF SURVEY:**

Sample

**POPULATION:****TARGET UNIVERSE:**

All dwelling units started or completed in urban centres of 10,000 population and over

**POPULATION SIZE:**

1,300

**STATISTICAL UNITS:**

Dwelling unit

**CLASSIFICATION:****GEOGRAPHIC COVERAGE:**

Urban centres of 10,000 population and over in Canada

**GEOGRAPHIC CODING - MICRO DATA:**

7 digit SGC codes - 1986

**DISSEMINATION:****RELEASE TIME:**

35 days after the reference month

**OTHER PUBLICATIONS:**

"Canadian Housing Statistics" - Canada Mortgage and Housing Corporation (CMHC)

**GEOGRAPHIC UNITS DISSEMINATED:**

Provinces; Census metropolitan areas; Census agglomerations

**OTHER STATISTICAL DATA PRODUCTS:**

Customised tabulation or data file

**CANSIM MATRICES:**

25;29;80;440;986;4091;4092

**SOURCES FOR CUSTOMISED PRODUCTS:**

Name: CMHC Master File

Number of variables:

Main variables: Dwelling units started by type,

Dwelling units completed by type, Dwelling units under construction, Date of start, Date of completion

CONTACT PERSON: *Helen McDonald; (613) 951-9691; Section Chief; Investment and Capital Stock Division*

## 23-2802 Building Permits Survey

This monthly survey collects data on building construction by municipalities in Canada.

### **MAIN TOPICS:**

*Construction industry, building permits, issued, value, by sector, by building category, by type of building/dwelling/structure, by value range/category, and by geographic characteristics or entities*  
*Non-residential building permits issued, number and value of construction, by category of building*  
*Residential building permits issued, number and value of construction, by type of dwelling*  
*Building permits indexes/indices, seasonally adjusted data in constant dollars, 1981=100*

### COLLECTION:

#### **START DATE:**

1910

#### **REFERENCE PERIOD:**

Month

#### **DATA COLLECTION METHOD(S):**

95% Self-completion, mail out/mail back; 5% Telephone interview

#### **FREQUENCY:**

Monthly

#### **TYPE OF SURVEY:**

Census

#### **COLLECTION PERIOD:**

The following month

### POPULATION:

#### **TARGET UNIVERSE:**

All Canadian municipalities issuing building permits

#### **STATISTICAL UNITS:**

Building permit (unit and value)

#### **POPULATION SIZE:**

2,340

### CLASSIFICATION:

#### **GEOGRAPHIC COVERAGE:**

Canada

#### **GEOGRAPHIC CODING - MICRO DATA:**

7 digit SGC codes - 1986



DISSEMINATION:**RELEASE TIME:**

40 days after the reference month

**GEOGRAPHIC UNITS DISSEMINATED:**

Canada; Provinces; Territories; Subprovincial regions; Census divisions; Census subdivisions; Census metropolitan areas; Census agglomerations; Regional governments; Planning districts

**CANSIM MATRICES:**

80;129;137;442;443;987;989-992

**PUBLICATIONS (CATALOGUED):**

64-001; 64-203

**REFERENCE DOCUMENTS:**

"Building and Demolition Permit Reporting Guide"  
"Building and Demolition Permit Survey Procedures Manual"

**OTHER STATISTICAL DATA PRODUCTS:**

Standard tabulation or data file -

Name: Unpublished Building Permits Tables

Method(s) of dissemination: a) Hard copy/printout,  
b) Diskette, c) Tape

Customised tabulation or data file

**SOURCES FOR CUSTOMISED PRODUCTS:**

Name: Building Permits Master File

Number of variables: 8

Main variables: Owner's name, Builder's name, Construction location, Type of building, Type of work, Value of construction, Dwelling units created or lost, Building area

CONTACT PERSON: *Louise Marmen; (613) 951-9690; Head, Development and Analysis; Investment and Capital Stock Division*

## 23-2803 Capital and Repair Expenditures, Preliminary Actual for 19 \_\_, Intentions for 19 \_\_

This annual survey collects information on a wide range of investment and fixed asset statistics, including a measurement of annual gross fixed capital formation, for Canada, the provinces and the territories, by industry and/or sector and by new and repair component.

**MAIN TOPICS:**

*Gross fixed capital formation, capital and repair expenditures, preliminary actual and intentions, by sector, by industry, by province and territory, by asset group or category*

*Capital and repair expenditures by type of organization, by type of ownership*

*Residential construction and non-residential construction, capital and repair expenditures*

*Machinery and equipment, capital and repair expenditures*

*Mining and petroleum and natural gas industry, exploration, development, and capital and repair expenditures, by conventional and non-conventional sector*

*Manufacturing sub-industries, capital and repair expenditures*

*Electric power, capital and repair expenditures*

*Capital expenditures plans, preliminary actual and intentions by reason for changes*

*Non-capital repair and maintenance expenditures, by asset group*

**NOTES:**

CANSIM Matrices: For those years where actual data are not yet available, intentions and preliminary data may be used in lieu of actual data. Consequently, intention and preliminary data can be found in the matrices for actual data for the most recent years. Actual data are documented in ID 23-2805 and are contained in matrices 1066 to 1079, 1190, 1194, 1198, 1202, 1206, 1210, 1214, 1218, 1222, 1226, 1230, 2849, 2850, 2855, 3721, 3724, 3727, 3730, 3733, 3736, 3739, 3742, 3745, 3748, 3751, 3754, 3757, 3760, 3763, 3766, 3769 and 3772

**COLLECTION:**

**START DATE:**  
1946

**REFERENCE PERIOD:**  
Fiscal year

**DATA COLLECTION METHOD(S):**  
100% Self-completion, mail out/mail back

**FREQUENCY:**  
Annual

**TYPE OF SURVEY:**  
Sample

**COLLECTION PERIOD:**  
From October 20 to February 5

**POPULATION:**

**TARGET UNIVERSE:**  
All industries in the Standard Industrial Classification (SIC) Manual, excluding international government and private households

**STATISTICAL UNITS:**  
Statistical establishment (mining and manufacturing industries); Group of establishments operated by a firm within a single industry and province (other industries)

**POPULATION SIZE:**  
700,000

**CLASSIFICATION:**

**GEOGRAPHIC COVERAGE:**  
Canada

**SIC COVERAGE:**  
SIC 1970 - All industries (except 991 and 873)

**GEOGRAPHIC CODING - MICRO DATA:**  
Province; CMA

**DISSEMINATION:**

**RELEASE TIME:**  
Preliminary data are available 2 months after the reference fiscal year while the intentions data are available 10 months prior to the end of the reference fiscal year

**CANSIM MATRICES:**  
1272-1296;1303-1327;2849;2850;2856;2857;3722;3723;3725;3726;3728;3729;3731;3732;3734;3735;3737;3738;3740;3741;3743;3744;3746;3747;3749;3750;3752;3753;3755;3756;3758;3759;3761;3762;3764;3765;3767;3768;3770;3771;3773;3774 (See NOTES)

**GEOGRAPHIC UNITS DISSEMINATED:**  
Canada; Provinces; Territories

**PUBLICATIONS (CATALOGUED):**  
61-205; 61-214; 61-216; 64-201

**REFERENCE DOCUMENTS:**  
"Notes and Definitions for Gross Fixed Capital Formation"

**OTHER STATISTICAL DATA PRODUCTS:**

Customised tabulation or data file

Customised analytical studies

**CONTACT PERSON:** Justin Lacroix; (613) 951-2589; Chief, Capital Expenditures Section;  
Investment and Capital Stock Division

**23-2804 Capital Expenditures, Revised Intentions 19\_\_**

This annual survey collects information on a wide range of investment and fixed asset statistics, including a measurement of annual gross fixed capital formation, for Canada, the provinces and the territories, by industry and/or sector.

**MAIN TOPICS:***Gross capital formation, capital expenditures, revised intentions, by sector, by industry, by province and territory**Gross capital expenditures on fixed capital assets, revised intentions, by type of organization, by type of ownership**Private investments on capital formation, by province and territory**Public investments on capital formation, by province and territory**Business and social capital, expenditures, revised intentions, by industry grouping**Residential construction and non-residential construction, capital expenditures, revised intentions**Land, capital expenditures, revised intentions**Machinery and equipment, capital expenditures, revised intentions**Capital expenditures plans, revised intentions, by reason for changes in expenditures**Electric power, capital expenditures, revised intentions**Petroleum and natural gas industry, exploration, development and capital expenditures, revised intentions**Mining and exploration activity, exploration, development and capital expenditures, revised intentions***NOTES:**

CANSIM Matrices: For those years where actual data are not yet available, revised intention data may be used in lieu of actual data. Consequently, revised intention data can be found in the matrices for actual data for the most recent years, in particular in matrices 1066 to 1079, 1190, 1194, 1198, 1202, 1206, 1210, 1214, 1218, 1222, 1226, 1230.

**COLLECTION:****START DATE:**

1955

**REFERENCE PERIOD:**

Fiscal year

**DATA COLLECTION METHOD(S):**

100% Self-completion, mail out/mail back

**FREQUENCY:**

Annual

**TYPE OF SURVEY:**

Sample

**COLLECTION PERIOD:**

From April 20 to July 5



POPULATION:**TARGET UNIVERSE:**

All industries in the Standard Industrial Classification (SIC) Manual, excluding international governments and private households

**POPULATION SIZE:**

700,000

**STATISTICAL UNITS:**

Statistical establishment (mining and manufacturing industries); Group of establishments operated by a firm within a single industry and province (other industries)

CLASSIFICATION:**GEOGRAPHIC COVERAGE:**

Canada

**SIC COVERAGE:**

SIC 1970 - All industries (except 991 and 873)

**GEOGRAPHIC CODING - MICRO DATA:**

Province; CMA

DISSEMINATION:**RELEASE TIME:**

Revised intention data are available 5 months prior to the end of the reference fiscal year

**PUBLICATIONS (CATALOGUED):**

61-206

**GEOGRAPHIC UNITS DISSEMINATED:**

Canada; Provinces; Territories

**REFERENCE DOCUMENTS:**

"Notes and Definitions for Gross Fixed Capital Formation"

**CANSIM MATRICES:**

1188;1192;1196;1200;1204;1208;1212;1216;1220;1224;1228;1244-1257 (See NOTES)

**OTHER STATISTICAL DATA PRODUCTS:**

Customised tabulation or data file  
Customised analytical studies

CONTACT PERSON: *Justin Lacroix; (613) 951-2589; Chief, Capital Expenditures Section; Investment and Capital Stock Division*

**23-2805 Capital and Repair Expenditures, Actual for 19\_\_**

This annual survey collects data for a wide range of investment and fixed asset statistics, including a measurement of annual gross fixed capital formation, for Canada, the provinces and the territories, by industry and/or sector and by new and repair component.

**MAIN TOPICS:**

*Gross fixed capital formation, capital and repair expenditures, actual, by sector, by industry, by province and territory, by asset group or category*

*Capital and repair expenditures on fixed capital assets, actual, by type of organization, by type of ownership*

*Residential construction and non-residential construction, capital and repair expenditures, actual*

*Land, capital and repair expenditures, actual*

*Machinery and equipment, capital and repair expenditures, actual*



*Mining and exploration activity, exploration, development, and capital and repair expenditures, actual*  
*Electric power, capital and repair expenditures, actual*  
*Petroleum and natural gas industry, exploration, development, and capital and repair expenditures, actual*  
*Capital expenditures plans, actual changes, by reason for changes*  
*Non-capital repair and maintenance expenditures, actual*  
*Fixed capital assets, disposals and sales, by reason for disposal and sales*  
*Manufacturing sector, capital and repair expenditures, actual, by sale industry*  
*Fixed capital assets, accumulated capital cost/ gross book value*  
*Manufacturing operations, capacity utilization*

COLLECTION:**START DATE:**

1946

**REFERENCE PERIOD:**

Fiscal year

**DATA COLLECTION METHOD(S):**

100% Self-completion, mail out/mail back

**FREQUENCY:**

Annual

**TYPE OF SURVEY:**

Sample

**COLLECTION PERIOD:**

From March 15 to October 15

POPULATION:**TARGET UNIVERSE:**

All industries in the Standard Industrial Classification (SIC) Manual, excluding international governments and private households

**STATISTICAL UNITS:**

Statistical establishment (mining and manufacturing industries); Group of establishments operated by a firm within a single industry and province (other industries)

**POPULATION SIZE:**

700,000

CLASSIFICATION:**GEOGRAPHIC COVERAGE:**

Canada

**SIC COVERAGE:**

SIC 1970 - All industries (except 991 and 873)

**GEOGRAPHIC CODING - MICRO DATA:**

Province; CMA

DISSEMINATION:**RELEASE TIME:**

14 months after the reference fiscal year

**CANSIM MATRICES:**

1066-1079;1190;1194;1198;1202;1206;1210;1214;1218;  
 1222;1226;1230;2849;2850;2855;3721;3724;3727;3730;  
 3733;3736;3739;3742;3745;3748;3751;3754;3757;3760;  
 3763;3766;3769;3772

**GEOGRAPHIC UNITS DISSEMINATED:**

Canada; Provinces; Territories; Census metropolitan areas - selected (for manufacturing sector only)

**PUBLICATIONS (CATALOGUED):**

61-205; 61-206; 61-214; 61-216; 64-201

**PUBLICATIONS (NON-CATALOGUED):**

"Capital Expenditures on Machinery and Equipment  
by Type of Asset"

**OTHER PUBLICATIONS:**

"Analysis of the Categories of Capital Investment  
(1985-1987)"

**CONTACT PERSON:** *Justin Lacroix; (613) 951-2589; Chief, Capital Expenditures Section;  
Investment and Capital Stock Division*

**REFERENCE DOCUMENTS:**

"Flows and Stocks - Methodology"

**OTHER STATISTICAL DATA PRODUCTS:**

Customised tabulation or data file  
Customised analytical studies

---

### 23-2806 Housing Starts and Completions Survey - Quarterly

This statistical program consists of a quarterly nationwide estimation of dwelling units started, completed and under construction in urban centres with population less than 10,000 and in rural areas.

**MAIN TOPICS:**

*Housing/residential construction, leading indicators, by year, by month  
Dwelling starts, by type of dwelling units, seasonally adjusted at annual rates, by geographical areas  
Dwelling completions, by type of dwelling units, by geographical areas  
Dwelling under construction, by type of dwelling units, by geographical areas  
Dwelling units newly completed and unoccupied, by type of dwelling units  
Building permits, seasonally adjusted at annual rates, by geographical areas  
Dwelling construction, institutional loans approved, by type of dwelling units*

**COLLECTION:****START DATE:**

1948

**REFERENCE PERIOD:**

Quarter

**DATA COLLECTION METHOD(S):**

100% Extraction from administrative files

**FREQUENCY:**

Quarterly

**TYPE OF SURVEY:**

Sample

**POPULATION:****TARGET UNIVERSE:**

All dwelling units started or completed in areas of  
less than 10,000 population

**POPULATION SIZE:**

4,500

**STATISTICAL UNITS:**

Dwelling unit

CLASSIFICATION:

**GEOGRAPHIC COVERAGE:**  
Municipalities of less than 10,000 population

**GEOGRAPHIC CODING - MICRO DATA:**  
7 digit SGC codes - 1986

DISSEMINATION:

**RELEASE TIME:**  
35 days after the reference quarter

**OTHER STATISTICAL DATA PRODUCTS:**  
Customised tabulation or data file

**GEOGRAPHIC UNITS DISSEMINATED:**  
Provinces; Census subdivisions - selected

**SOURCES FOR CUSTOMISED PRODUCTS:**

Name: CMHC Master File

Number of variables:

Main variables: Dwelling units started by type,  
Dwelling units completed by type, Dwelling units  
under construction by type, Date of start, Date  
of completion

**CANSIM MATRICES:**  
23;24;988

**OTHER PUBLICATIONS:**  
"Canadian Housing Statistics" - Canada Mortgage  
and Housing Corporation (CMHC)

CONTACT PERSON: Paul Gratton; (613) 951-2025;  
Investment and Capital Stock Division

**23-2809 Large Company Capital Expenditure Survey (LCCES)**

This annual survey provides information on the investment plans of large companies two years in advance, as well as information on net investment abroad.

**MAIN TOPICS:**

*Large corporations, capital expenditures, capital investments in Canada and abroad, by industry sector  
Investment intentions in Canada and abroad, by industry sector adjusted at annual rates, by geographical areas*

**NOTES:**

Type of Survey: Descriptive or deductive survey of the 300 largest corporations in Canada (based on the value of their fixed assets). This type of survey makes no inferences about economic units not surveyed.

COLLECTION:

**START DATE:**  
1988

**REFERENCE PERIOD:**  
Fiscal year

**DATA COLLECTION METHOD(S):**  
100% Self completion, mail out/mail back

**FREQUENCY:**  
Annual

**TYPE OF SURVEY:**  
Census (See NOTES)

**COLLECTION PERIOD:**  
From August to mid-September

**POPULATION:****TARGET UNIVERSE:**

300 companies with largest fixed assets

**STATISTICAL UNITS:**

Enterprise

**POPULATION SIZE:**

300

**CLASSIFICATION:****GEOGRAPHIC COVERAGE:**

Canada and abroad

**SIC COVERAGE:**

SIC-C 1980 - All industries (except Divisions N and O)

**DISSEMINATION:****RELEASE TIME:**

The survey covers actual expenditures for 1988 and 1989; preliminary estimates for 1990 and forecasts for 1991 and 1992, were released in November 1990

**GEOGRAPHIC UNITS DISSEMINATED:**

Canada; Outside Canada

**PUBLICATIONS (CATALOGUED):**

11-001

**CONTACT PERSON:** *Susanna Wood; (613) 951-0655; Economist  
Investment and Capital Stock Division*

---



**24-2301 Consumer Price Index (CPI)**

The Consumer Price Index (CPI) is a general indicator of the rate of price change for consumer goods and services and is used to measure the impact of price change on the purchasing power of the dollar.

**MAIN TOPICS:**

*Consumer price indexes, not seasonally adjusted, all-items, major components, selected sub-groups, and special aggregates for Canada and for major cities, 1986=100*

*Purchasing power of the consumer dollar, compared to 1986*

*Month-to-month percentage changes in the seasonally adjusted consumer price index and current annual rate of change, 1986=100*

*Food CPI, 1986=100*

*Housing/shelter CPI, 1986=100*

*Clothing CPI, 1986=100*

*Transportation CPI, 1986=100*

*Health and personal care CPI, 1986=100*

*Recreation, reading and education CPI, 1986=100*

*Tobacco products and alcoholic beverages CPI, 1986=100*

*Energy CPI, 1986=100*

*Food and energy CPI, 1986=100*

*Consumer price indexes, classified, by selected goods and services, 1986=100*

**NOTES:**

Frequency: Varies by commodity from semi-monthly to annual.

**COLLECTION:****START DATE:**

1914-01

**REFERENCE PERIOD:**

Month

**DATA COLLECTION METHOD(S):**

96% Observation/inspection; 2% Face to face personal interview; 2% Telephone interview

**FREQUENCY:**

Various (See NOTES)

**TYPE OF SURVEY:**

Sample

**COLLECTION PERIOD:**

From last week of previous month to third week of current month

**POPULATION:****TARGET UNIVERSE:**

Commodity purchase transactions

**STATISTICAL UNITS:**

Commodity (price change)

**CLASSIFICATION:****GEOGRAPHIC COVERAGE:**

Urban centres with 30,000 or more population in Canada; Whitehorse; Yellowknife

**OTHER COVERAGE:**

Commodity Classification System

DISSEMINATION:**RELEASE TIME:**

2 to 3 weeks after the reference month

**PUBLICATIONS (CATALOGUED):**

62-001; 62-010; 62-553

**GEOGRAPHIC UNITS DISSEMINATED:**

Canada; Provinces; Cities

**OTHER PUBLICATIONS:**"Retail Food Price Report, Market Commentaries"  
- Agriculture Canada**CANSIM MATRICES:**

2201-2259

**REFERENCE DOCUMENTS:**

62-553, 62-554, 62-555

CONTACT PERSON:*Margaret Parlour; (613) 951-9492; Chief, Consumer Prices Section;  
Prices Division***24-2302 City Average Retail Prices**

This quarterly survey provides a comparison among selected Canadian cities, at one point in time, of average prices for selected grocery items of comparable quality and quantity.

**MAIN TOPICS:***City average retail prices: current/regular prices, previous prices by manufacturers' brands*COLLECTION:**START DATE:**

1972-10

**REFERENCE PERIOD:**

First week in April, July, October and January

**DATA COLLECTION METHOD(S):**

100% Observation/inspection

**FREQUENCY:**

Quarterly

**TYPE OF SURVEY:**

Sample

**COLLECTION PERIOD:**

From Wednesday to Friday of reference week

POPULATION:**TARGET UNIVERSE:**

Selected food commodities

**STATISTICAL UNITS:**

Commodity

CLASSIFICATION:**GEOGRAPHIC COVERAGE:**

26 selected cities

DISSEMINATION:**RELEASE TIME:**

1 1/2 months after the reference week

**PUBLICATIONS (CATALOGUED):**

62-010

**GEOGRAPHIC UNITS DISSEMINATED:**

Census metropolitan areas; Census agglomerations

**CONTACT PERSON:** *Pierre Charbonneau; (613) 951-2218; Head, Inter-City Indexes and Food Quality Control and Evaluation Unit; Prices Division*

**24-2303 Precast Concrete Price Indexes, 1981 = 100**

These indexes measure semi-annual price changes in the supply, fabrication and field erection of precast concrete on construction projects in Canada.

**MAIN TOPICS:***Precast concrete price indexes, by product group, 1981 = 100**Construction products, changes in the supply, fabrication and field erection of precast concrete**Structural and architectural precast concrete, price indexes, 1981 = 100**Precast concrete tees, price indexes, 1981 = 100**Precast concrete columns, beams and girders, price indexes, 1981 = 100**Precast concrete hollowcore slabs, price indexes, 1981 = 100**Precast concrete cladding, price indexes, 1981 = 100*COLLECTION:**START DATE:**

1972

**REFERENCE PERIOD:**

Six months ending February and August

**DATA COLLECTION METHOD(S):**

100% Self-completion, mail out/mail back

**FREQUENCY:**

Semi-annual

**TYPE OF SURVEY:**

Sample

**COLLECTION PERIOD:**

From mid-February to mid-March and from mid-August to mid-September

POPULATION:**TARGET UNIVERSE:**

Field-erected precast concrete products

**STATISTICAL UNITS:**

Commodity (model precast concrete project)

CLASSIFICATION:**GEOGRAPHIC COVERAGE:**

Canada

DISSEMINATION:**RELEASE TIME:**

3 months after the reference period

**CANSIM MATRICES:**

421;422

**GEOGRAPHIC UNITS DISSEMINATED:**Canada; Quebec; Ontario; British Columbia;  
Atlantic Region; Prairie Region**PUBLICATIONS (CATALOGUED):**

62-007

CONTACT PERSON:*Barry Sutherland; (613) 951-3382; Senior Statistical Officer;  
Prices Division***24-2304 Fabricated Structural Steel Price Indexes**

These quarterly indexes measure price changes of structural steel, (in-place and in construction work) and steel bulk storage tanks which are field erected.

**MAIN TOPICS:***Fabricated structural steel price indexes, 1981 = 100, for Canada and regions**Field erected fabricated steel price indexes, 1981 = 100**Buildings, fabricated structural steel price indexes, 1981 = 100**Bridges, fabricated structural steel price indexes, 1981 = 100**Bulk storage tanks, fabricated structural steel price indexes, 1981 = 100**Construction projects, price changes in supply, fabrication and field erection of structural steel*COLLECTION:**START DATE:**

1972

**REFERENCE PERIOD:**

Calendar quarter

**DATA COLLECTION METHOD(S):**

100% Self-completion, mail out/mail back

**FREQUENCY:**

Quarterly

**TYPE OF SURVEY:**

Sample

**COLLECTION PERIOD:**From 15th February to 28th February, from 15th  
May to 30th May, from 15th August to 30th August,  
and from 15th November to 30th NovemberPOPULATION:**TARGET UNIVERSE:**

Field-installed structural steel projects

**STATISTICAL UNITS:**Commodity (model field-installed structural steel  
project)CLASSIFICATION:**GEOGRAPHIC COVERAGE:**

Canada



DISSEMINATION:**RELEASE TIME:**

Data are released in the last month of the reference calendar quarter

**CANSIM MATRICES:**

2044

**GEOGRAPHIC UNITS DISSEMINATED:**

Canada; Quebec; Ontario; British Columbia; Atlantic region; Prairie region

**PUBLICATIONS (CATALOGUED):**

62-007

CONTACT PERSON: *Barry Sutherland; (613) 951-3382; Senior Statistical Officer; Prices Division*

**24-2305 Farm Input Price Index (FIPI)**

This index measures the quarterly price movement of specified farm inputs at the farm gate. Indexes are published for 9 input groups and selected individual items for Eastern provinces, Western provinces and all of Canada. Some provincial detail is also available.

**MAIN TOPICS:**

*Farm input price indexes, (FIPI), 1986=100, by input group, by region*

*Agriculture, input price indexes, 1986=100*

*Crop production indexes, 1986=100*

*Animal production indexes, 1986=100*

*Interest indexes, 1986=100*

*Farm building and fencing indexes, 1986=100*

*Farm supplies and services indexes, 1986=100*

*Hired farm labour indexes, 1986=100*

*Farm property tax indexes, 1986=100*

*Farm rent indexes, 1986=100*

*Value of land and buildings per acre, indexes, 1986=100*

*Farm product price indexes, by province, 1986=100*

*Farm input price and percentage changes indexes for Canada, Eastern and Western Canada*

*Eastern Canada FIPI, 1986=100*

*Western Canada FIPI, 1986=100*

*FIPI, 1986=100*

**NOTES:**

Geographic Units Disseminated: Ontario-Manitoba border divides East and West.

Data Collection Method(s): The administrative information portion comes from Agriculture Division.

COLLECTION:**START DATE:**

1961

**DATA COLLECTION METHOD(S):**

70% Self-completion, mail out/mail back; 30% Extraction from administrative files (See NOTES)

**TYPE OF SURVEY:**

Sample

**REFERENCE PERIOD:**

Quarter

**COLLECTION PERIOD:**

From the 30th of the month to the 10th of the following month

**FREQUENCY:**

Quarterly

**POPULATION:****TARGET UNIVERSE:**

Inputs into farm businesses selected from farm expenditure data

**STATISTICAL UNITS:**

Commodity (farm input)

**CLASSIFICATION:****GEOGRAPHIC COVERAGE:**

Provinces

**DISSEMINATION:****RELEASE TIME:**

2 months after the reference quarter

**CANSIM MATRICES:**

1900-1909

**GEOGRAPHIC UNITS DISSEMINATED:**

Canada; East; West (See NOTES)

**PUBLICATIONS (CATALOGUED):**

62-004

**CONTACT PERSON:** *Vaclav Krabicka; (613) 951-3342; Unit Head, Agricultural Prices Unit; Prices Division*

**24-2306 Raw Materials Price Indexes (RMPI)**

These indexes measure monthly price movements of specified raw materials purchased by Canadian industry. Indexes are published for eight material groups and two aggregations.

**MAIN TOPICS:***Raw materials price indexes (RMPI), 1986=100**Raw materials, excluding mineral fuels, price indexes, 1986=100**Vegetable products, RMPI, 1986=100**Animal and animal products, RMPI, 1986=100**Wood, RMPI, 1986=100**Ferrous material, RMPI, 1986=100**Non-ferrous metals, RMPI, 1986=100**Non-metallic minerals, RMPI, 1986=100**Mineral fuels, RMPI, 1986=100**RMPI, 1986=100, by component group, percentage change, contribution to percentage change and relative importance of group*

**NOTES:**

Data Collection Method(s): The percentage distribution was determined according to the weights assigned to price observations collected by the different methods. The administrative portion comes from different magazines that carry metal prices.

**COLLECTION:****START DATE:**

1977

**REFERENCE PERIOD:**

Month

**DATA COLLECTION METHOD(S):**

60% Extraction from administrative files; 40% Self-completion, mail out/mail back (See NOTES)

**FREQUENCY:**

Monthly

**TYPE OF SURVEY:**

Sample

**COLLECTION PERIOD:**

From the 15th to the end of each month

**POPULATION:****TARGET UNIVERSE:**

Raw materials purchased in or imported into Canada

**STATISTICAL UNITS:**

Commodity (raw materials)

**CLASSIFICATION:****GEOGRAPHIC COVERAGE:**

Canada

**DISSEMINATION:****RELEASE TIME:**

1 month after the reference month

**CANSIM MATRICES:**

2009

**GEOGRAPHIC UNITS DISSEMINATED:**

Canada

**PUBLICATIONS (CATALOGUED):**

62-011

**CONTACT PERSON:** *Robin Lowe; (613) 951-3370; Chief, Goods and Services Producing Industries Section; Prices Division*

## 24-2307 Union Wage Rate Indexes for Major Construction Trades, 22-City Composite, 1986 = 100

These city indexes measure monthly changes over time in the collective agreement rates, where they exist, for 16 trades engaged in building construction in 22 metropolitan areas.

**MAIN TOPICS:**

*Labour union wage rate indexes for major cities, average of major construction trades, 1986 = 100*  
*Labour union wage rates for major construction trades, by major city, by construction trade*  
*Carpenter, construction union wage rates, by major city*

*Crane operator, construction union wage rates, by major city*  
*Cement finisher, construction union wage rates, by major city*  
*Electrician, construction union wage rates, by major city*  
*Labourer, construction union wage rates, by major city*  
*Plumber, construction union wage rates, by major city*  
*Reinforcing steel erector, construction union wage rates, by major city*  
*Structural steel erector, construction union wage rates, by major city*  
*Sheet metal worker, construction union wage rates, by major city*  
*Heavy equipment operator, construction union wage rates, by major city*  
*Brick layer, construction union wage rates, by major city*  
*Painter, construction union wage rates, by major city*  
*Plasterer, construction union wage rates, by major city*  
*Roofer, construction union wage rates, by major city*  
*Truck driver, construction union wage rates, by major city*  
*Asbestos mechanic, construction union wage rates, by major city*

**NOTES:**

Historical Data - Details on rates for individual trades from 1971 onwards and indexes for individual trades from 1971 to 1983 are available monthly on CANSIM. For the 1981=100 and the 1986=100 series, composite indexes by major trade group and region are also generated and stored on CANSIM. The data bank numbers are available in the CANSIM directory or on request.

**COLLECTION:****START DATE:**

1950

**REFERENCE PERIOD:**

Month

**DATA COLLECTION METHOD(S):**

100% Extraction from administrative files

**FREQUENCY:**

Monthly

**TYPE OF SURVEY:**

Census

**POPULATION:****TARGET UNIVERSE:**

16 trades engaged in building construction in 22 selected census metropolitan areas and census agglomerations

**STATISTICAL UNITS:**

Union wage rate

**CLASSIFICATION:****GEOGRAPHIC COVERAGE:**

Selected census metropolitan areas and census agglomerations

**DISSEMINATION:****RELEASE TIME:**

5 weeks after the reference month

**GEOGRAPHIC UNITS DISSEMINATED:**

Census metropolitan areas - selected; Census agglomerations - selected



**CANSIM MATRICES:**  
956;958;2033-2038

**PUBLICATIONS (CATALOGUED):**  
62-007

CONTACT PERSON: *Yoon Hwang; (613) 951-9616; Head, Housing and Input, Capital Expenditures; Prices Division*

---

## 24-2310 New Housing Price Indexes, 1986=100

These monthly indexes measure changes over time in the contractors' selling prices of new residential houses, where detailed specifications remain the same between two consecutive periods.

### MAIN TOPICS:

*New housing price indexes, for Canada and major cities, 1986=100*  
*New residential houses, contractors' selling price indexes, 1986=100*  
*New single family dwelling price indexes, 1986=100, by type of dwelling*

### NOTES:

Historical Data - Indexes at the total level on a 1971=100 base are available in Matrix 1794 for Toronto, Winnipeg, Calgary and Edmonton from 1969, for Ottawa-Hull from 1970, and for Montreal from 1971. The last entry for these select cities on a 1971 base was December 1983.

### COLLECTION:

**START DATE:**  
1969

**REFERENCE PERIOD:**  
Month

**DATA COLLECTION METHOD(S):**  
67% Telephone interview; 33% Face to face personal interview

**FREQUENCY:**  
Monthly

**TYPE OF SURVEY:**  
Sample

**COLLECTION PERIOD:**  
From the 15th to the end of each month

### POPULATION:

**TARGET UNIVERSE:**  
New houses

**STATISTICAL UNITS:**  
Commodity (new house)

### CLASSIFICATION:

**GEOGRAPHIC COVERAGE:**  
Selected census metropolitan areas and census agglomerations

**GEOGRAPHIC CODING - MICRO DATA:**  
7 digit SGC codes - 1986

### DISSEMINATION:

**RELEASE TIME:**  
6 weeks after the reference month

**GEOGRAPHIC UNITS DISSEMINATED:**  
Census metropolitan areas - selected; Census agglomerations - selected

**CANSIM MATRICES:**  
2032

**REFERENCE DOCUMENTS:**  
"New Housing Price Indexes, 1981 = 100"

**PUBLICATIONS (CATALOGUED):**  
62-007

**CONTACT PERSON:** *Yoon Hwang; (613) 951-9616; Head, Housing and Input, Capital Expenditures; Prices Division*

## 24-2311 Highway Construction Price Indexes, 1986 = 100

These indexes measure annual price changes for work put in place of a fixed program of highway construction. The data are collected from provincial highway departments.

**MAIN TOPICS:**

*Highway construction price indexes, for Canada and provinces, 1986 = 100*

**NOTES:**

Historical Data - The 1971 based composite annual indexes are available from 1956 onward by province and for Canada. Indexes for the components Grading, Base Course and Paving are available on CANSIM (Matrix 120). Also available since 1971 are indexes for all contract work or materials which are supplied free by some provincial departments of highways to the contractors.

**COLLECTION:**

**START DATE:**  
1956

**REFERENCE PERIOD:**  
Fiscal year

**DATA COLLECTION METHOD(S):**  
100% Extraction from administrative files

**FREQUENCY:**  
Annual

**TYPE OF SURVEY:**  
Census

**POPULATION:**

**TARGET UNIVERSE:**  
New highways constructed

**STATISTICAL UNITS:**  
Commodity (new highway)

**CLASSIFICATION:**

**GEOGRAPHIC COVERAGE:**  
Provinces excluding Prince Edward Island and the territories.

DISSEMINATION:**RELEASE TIME:**

November following the reference fiscal year

**CANSIM MATRICES:**

2039

**GEOGRAPHIC UNITS DISSEMINATED:**

Canada; Newfoundland; Nova Scotia; New Brunswick; Quebec; Ontario; Manitoba; Saskatchewan; Alberta; British Columbia

**PUBLICATIONS (CATALOGUED):**

62-007

CONTACT PERSON: Yoon Hwang; (613) 951-9616; Head, Housing and Input, Capital Expenditures; Prices Division**24-2312 Machinery and Equipment Price Indexes (MEPI)**

This monthly survey is designed to provide estimates of price changes for machinery and equipment purchases relative to annual gross additions to capital by Canadian industry of purchase.

**MAIN TOPICS:**

*Machinery and Equipment Price Indexes (MEPI), 1986=100, by industry of purchase*  
*Machinery and equipment purchases, price changes*

**NOTES:**

- 1) Frequency: Some data are collected monthly, some quarterly or even less frequently. Monthly indexes are for internal use only because of data gaps. Only quarterly indexes are released to the public.
- 2) Collection Period: For domestic series, data for a given month are collected for the 15th of the month or the nearest prior business day; prices for a given month or revisions to earlier months can only be processed up to the second week of the next month.

COLLECTION:**START DATE:**

1955

**REFERENCE PERIOD:**

Calendar quarter

**DATA COLLECTION METHOD(S):**

100% Self-completion, mail out/mail back

**FREQUENCY:**

Quarterly; Monthly (See NOTES)

**TYPE OF SURVEY:**

Sample

**COLLECTION PERIOD:**

The 15th day of the month (See NOTES)

POPULATION:**TARGET UNIVERSE:**

Capitalized machinery and equipment purchases in Canada

**STATISTICAL UNITS:**

Commodity (capital good)

CLASSIFICATION:

**GEOGRAPHIC COVERAGE:**  
Canada

**SIC COVERAGE:**  
SIC-E 1980 - All industries

DISSEMINATION:

**RELEASE TIME:**  
6 to 8 weeks after the reference calendar quarter

**PUBLICATIONS (CATALOGUED):**  
62-007; 62-552

**GEOGRAPHIC UNITS DISSEMINATED:**  
Canada

**REFERENCE DOCUMENTS:**  
62-552

**CANSIM MATRICES:**  
2023-2027

CONTACT PERSON: *Gord Baldwin; (613) 951-9610; Head, Machinery and Equipment Price Indexes; Prices Division*

**24-2314 Chemical and Mineral Process Plant Price Indexes, 1981 = 100**

These indexes measure price changes for the construction of a model processing plant representative of those used in industries with a heavy processing element; chemical, petroleum, pulp and paper, cement and lime, mining, smelting and refining.

**MAIN TOPICS:**

*Chemical and mineral process plant price indexes, 1981 = 100*

**NOTES:**

Frequency: Some data are collected monthly but indexes are produced only quarterly.

COLLECTION:

**START DATE:**  
1971

**REFERENCE PERIOD:**  
Calendar quarter

**DATA COLLECTION METHOD(S):**  
100% Self-completion, mail out/mail back - uses Industry Price Survey

**FREQUENCY:**  
Quarterly; Monthly (See NOTES)

**TYPE OF SURVEY:**  
Sample

**COLLECTION PERIOD:**  
April, July, October, February

POPULATION:

**TARGET UNIVERSE:**  
Constructing and equipping of processing plants for chemical and mineral products

**STATISTICAL UNITS:**  
Commodity (capital and intermediate good)



CLASSIFICATION:**GEOGRAPHIC COVERAGE:**

Canada

**SIC COVERAGE:**

SIC-E 1980 - 061, 062, 063, 071, 081, 082, 104, 105, 106, 107, 108, 109, 111, 112, 113, 114, 161, 162, 163, 169, 251, 259, 271, 272, 273, 279, 291, 292, 294, 295, 296, 297, 299, 351, 352, 354, 355, 356, 357, 358, 359

DISSEMINATION:**RELEASE TIME:**

6 to 8 weeks after the reference calendar quarter

**PUBLICATIONS (CATALOGUED):**

62-007

**GEOGRAPHIC UNITS DISSEMINATED:**

Canada

**REFERENCE DOCUMENTS:**

62-006 (vol. 2, no. 7)

**CANSIM MATRICES:**

291

CONTACT PERSON: Gord Baldwin; (613) 951-9610; Head, Machinery and Equipment Price Indexes; Prices Division

**24-2315 Chemical and Petrochemical Process Plant Price Index, 1981 = 100**

These indexes measure price changes for the construction of a processing plant representative of those used by chemical and petrochemical companies.

**MAIN TOPICS:***Chemical and Petrochemical Process Plant Price Indexes, 1981 = 100***NOTES:**

Frequency: Some data are collected monthly but indexes are produced only quarterly.

COLLECTION:**START DATE:**

1971

**REFERENCE PERIOD:**

Calendar quarter

**DATA COLLECTION METHOD(S):**

100% Self-completion, mail out/mail back

**FREQUENCY:**

Quarterly; Monthly (See NOTES)

**TYPE OF SURVEY:**

Sample

**COLLECTION PERIOD:**

April, July, October, February

POPULATION:**TARGET UNIVERSE:**

Constructing and equipping chemical and petrochemical, refining, and other liquids and gas processing facilities

**STATISTICAL UNITS:**

Commodity (capital and intermediate goods)

CLASSIFICATION:**GEOGRAPHIC COVERAGE:**

Canada

**SIC COVERAGE:**

SIC-E 1980 - Major group 36, 37

DISSEMINATION:**RELEASE TIME:**

6 to 8 weeks after the reference calendar quarter

**PUBLICATIONS (CATALOGUED):**

62-007

**GEOGRAPHIC UNITS DISSEMINATED:**

Canada

**REFERENCE DOCUMENTS:**

62-006 (vol. 2, no. 7)

**CANSIM MATRICES:**

294

CONTACT PERSON: Gord Baldwin; (613) 951-9610; Head, Machinery and Equipment Price Indexes; Prices Division

## 24-2316 Electric Utility Construction Price Indexes, 1986=100

These indexes measure price changes for the construction of five separate models of electric utility plants. These models are distribution systems, transmission lines, transformer stations, hydro-electric generating stations, and fossil-fuel fired generating stations.

**MAIN TOPICS:**

*Electric utility construction price indexes, by type of electric utility plant, 1986=100*

*Electric distribution systems, construction price indexes, 1986=100*

*Electric transmission lines, construction price indexes, 1986=100*

*Electric transformer stations, construction price indexes, 1986=100*

*Hydro-electric generating stations (fossil fuel fired), construction price indexes, 1986=100*

**NOTES:**

- 1) Historical Data - Annuals for Indexes 1 to 3 from 1956 on a 1961 base, annuals for Index 4 from 1961 on a 1961 base. Considerable component details are available from 1971 onwards either on CANSIM or from Prices Division
- 2) Start Date: 1956 for models 1 to 4 and 1966 for model 5.
- 3) Reference Documents: 62-526 for indexes 1 to 3, 62-533 for index 4, 62-007 (May 1976) for index 5.

COLLECTION:**START DATE:**

1956; 1966 (See NOTES)

**FREQUENCY:**

Annual

**DATA COLLECTION METHOD(S):**95% Self-completion, mail out/mail back; 5%  
Telephone interview**REFERENCE PERIOD:**

Calendar year

**TYPE OF SURVEY:**

Sample

**COLLECTION PERIOD:**

From November to February

POPULATION:**TARGET UNIVERSE:**Constructing and equipping electric utility  
generation, transformation, transmission and  
distribution plant assets**STATISTICAL UNITS:**

Commodity (capital goods)

CLASSIFICATION:**GEOGRAPHIC COVERAGE:**

Canada

**SIC COVERAGE:**

SIC-E 1980 - 4111, 4123, 4124, 4911

DISSEMINATION:**RELEASE TIME:**

April following the reference calendar year

**PUBLICATIONS (CATALOGUED):**

62-007

**GEOGRAPHIC UNITS DISSEMINATED:**

Canada

**REFERENCE DOCUMENTS:**

62-526; 62-533; 62-007 (May 1976) (See NOTES)

**CANSIM MATRICES:**

2022

CONTACT PERSON: Gord Baldwin; (613) 951-9610; Head, Machinery and Equipment Price Indexes;  
Prices Division

**24-2317 Non-Residential Construction Price Indexes, 1986=100**

These indexes measure changes in contractors' selling prices of non-residential construction (i.e. commercial, industrial and institutional).

**MAIN TOPICS:**

*Non-residential construction, output price indexes, 1986=100, seven-city composite, by type of construction for Canada*

*Commercial building, output price indexes, by type of construction, for Canada and 7 major cities, 1986=100*

*Industrial building (factory), output price indexes for Canada and 7 major cities, 1986=100*

*Institutional building (school), output price indexes for Canada and 7 major cities, 1986=100*

*Office building, output price indexes for Canada and 7 major cities, 1986=100*

*Warehouse, output price indexes for Canada and 7 major cities, 1986=100*  
*Shopping centre, output price indexes for Canada and 7 major cities, 1986=100*

COLLECTION:

**START DATE:**  
1972

**REFERENCE PERIOD:**  
Quarter

**DATA COLLECTION METHOD(S):**  
80% Telephone interview; 15% Self-completion,  
mail out/mail back; 3% Observation/inspection; 2%  
Face to face personal interview

**FREQUENCY:**  
Quarterly

**COLLECTION PERIOD:**  
From middle of quarter to end of quarter

**TYPE OF SURVEY:**  
Sample

POPULATION:

**TARGET UNIVERSE:**  
Non-Residential and General Contractors

**STATISTICAL UNITS:**  
Item of construction activity, construction  
commodity

CLASSIFICATION:

**GEOGRAPHIC COVERAGE:**  
7 Census metropolitan areas (Halifax, Montreal,  
Ottawa, Toronto, Calgary, Edmonton, Vancouver)

**SIC COVERAGE:**  
SIC-E 1980 - 402, Major group 42

DISSEMINATION:

**RELEASE TIME:**  
6 weeks after the reference quarter

**PUBLICATIONS (CATALOGUED):**  
62-007

**GEOGRAPHIC UNITS DISSEMINATED:**  
Census metropolitan areas - selected

**REFERENCE DOCUMENTS:**  
"Output Price Indexes of Non-residential  
Construction (Selected Buildings) August 1978"

**CANSIM MATRICES:**  
2042;2043

CONTACT PERSON: Stan Seymour; (613) 951-9609; Head, Construction Prices;  
Prices Division

## 24-2318 Industrial Product Price Indexes (IPPI)

This monthly survey collects transaction prices for products made by domestic Canadian manufacturers.

**MAIN TOPICS:**

*Industrial product price indexes (IPPI), by commodity and commodity aggregations, 1986=100*  
*Industrial product price indexes (IPPI), by industry and industry groups, 1986=100*  
*Industrial product price indexes (IPPI), by stage of processing, 1986=100*



COLLECTION:

**START DATE:**  
1956

**REFERENCE PERIOD:**  
Month

**DATA COLLECTION METHOD(S):**  
90% Self-completion, mail out/mail back; 10%  
Observation/inspection

**FREQUENCY:**  
Monthly

**TYPE OF SURVEY:**  
Sample

**COLLECTION PERIOD:**  
Between the 15th of the prior month and the 10th  
of the current month

POPULATION:

**TARGET UNIVERSE:**  
All manufacturing establishments in Canada

**STATISTICAL UNITS:**  
Producer of given commodities

CLASSIFICATION:

**GEOGRAPHIC COVERAGE:**  
Canada

**SIC COVERAGE:**  
SIC-E 1980 - Division E

**GEOGRAPHIC CODING - MICRO DATA:**  
Postal codes

DISSEMINATION:

**RELEASE TIME:**  
1 month after the reference month

**CANSIM MATRICES:**  
2000-2008

**GEOGRAPHIC UNITS DISSEMINATED:**  
Canada; Regions (For a few commodities with  
regional markets only, separate regional indexes are  
published)

**PUBLICATIONS (CATALOGUED):**  
62-011

**REFERENCE DOCUMENTS:**  
62-556, 62-558

**CONTACT PERSON:** *Robin Lowe; (613) 951-3370; Chief, Goods and Services Producing Industries Section;  
Prices Division*

**24-2319 Canadian Telecommunications Plant Price Index (CTPPI), 1986=100**

This index measures price changes through time for capital expenditures made by leading members of the Canadian telecommunications industry. It estimates year-over-year change in current reproduction costs for various types of telecommunications assets.

**MAIN TOPICS:**

*Canadian telecommunications plant price indexes (CTPPI), by plant classification, 1976=100, and 1986=100*

COLLECTION:

**START DATE:**  
1976

**REFERENCE PERIOD:**  
Calendar year

**DATA COLLECTION METHOD(S):**  
100% Self-completion, mail out/mail back

**FREQUENCY:**  
Annual

**TYPE OF SURVEY:**  
Sample

**COLLECTION PERIOD:**  
From May to August

POPULATION:

**TARGET UNIVERSE:**  
Telecommunications common carriers

**STATISTICAL UNITS:**  
Establishment

**POPULATION SIZE:**  
120

CLASSIFICATION:

**GEOGRAPHIC COVERAGE:**  
Canada

**SIC COVERAGE:**  
SIC-E 1980 - 4821

DISSEMINATION:

**RELEASE TIME:**  
September following the reference calendar year

**PUBLICATIONS (CATALOGUED):**  
62-007

**GEOGRAPHIC UNITS DISSEMINATED:**  
Canada

**REFERENCE DOCUMENTS:**  
Unpublished sources

CONTACT PERSON: *Gord Baldwin; (613) 951-9610; Head, Machinery and Equipment Price Indexes; Prices Division*

**24-2320 Rent Schedule Survey**

This monthly survey collects rent data and rental characteristics to be used as input into the construction of the rental component of the Consumer Price Index (ID 24-2301).

**MAIN TOPICS:**  
*Consumer prices, rent/shelter cost statistics, by shelter/dwelling characteristics*

COLLECTION:

**START DATE:**  
1949

**DATA COLLECTION METHOD(S):**  
80% Telephone interview; 20% Face to face personal interview

**TYPE OF SURVEY:**

Sample

**FREQUENCY:**

Monthly

**REFERENCE PERIOD:**

Month

**COLLECTION PERIOD:**

Labour Force Survey reference week

**POPULATION:****TARGET UNIVERSE:**

All non-institutional dwellings, excluding Indian Reserves and Military bases

**POPULATION SIZE:**

3,000,000

**STATISTICAL UNITS:**

Household (dwelling)

**CLASSIFICATION:****GEOGRAPHIC COVERAGE:**

Provinces

**GEOGRAPHIC CODING - MICRO DATA:**

Unique to the Labour Force Survey (LFS) (ID 62-3701)

**DISSEMINATION:****RELEASE TIME:**

6 to 7 weeks after the reference month

**PUBLICATIONS (CATALOGUED):**

62-001; 62-010

**GEOGRAPHIC UNITS DISSEMINATED:**

Canada; Provinces; Cities

**REFERENCE DOCUMENTS:**

62-553

**CANSIM MATRICES:**

1850-1869;1922-1959

**CONTACT PERSON:***Margaret Parlour; (613) 951-9492; Chief, Consumer Prices Section; Prices Division***24-2321 Isolated Posts Allowance Indexes (Living Cost Differential (LCD) Indexes)**

The Living Cost Differential (LCD) indexes express the place-to-place retail price relationship at a given point in time of a sample range of goods and services at an isolated post, in selected provinces and territories, to the prices of like goods and services in one of 8 Canadian "base cities".

**MAIN TOPICS:***Isolated posts allowance indexes**Retail price and living cost at remote locations***NOTES:**

Target Universe: The universe in terms of employees is 7,000. The number of employees and the number of retail outlets in each region or isolated post vary.

COLLECTION:**START DATE:**

1967

**DATA COLLECTION METHOD(S):**70% Self-completion, mail out/mail back; 30%  
Self-completion, drop off/mail back**TYPE OF SURVEY:**

Sample

**REFERENCE PERIOD:**

Three and one half year cycle

**FREQUENCY:**Continuous. Surveys are conducted at any one  
isolated post on a three and a half year cycle.**COLLECTION PERIOD:**From mid-February to mid-March and from mid-  
September to mid-OctoberPOPULATION:**TARGET UNIVERSE:**Commodities purchased by federal government  
employees and families, and by members of North  
West Territories Teachers Association and families,  
serving in locations designated as Isolated Posts  
(See NOTES)**STATISTICAL UNITS:**

Commodity

CLASSIFICATION:**GEOGRAPHIC COVERAGE:**

Isolated posts in selected provinces and territories

**GEOGRAPHIC CODING - MICRO DATA:**

Region and Isolated post

DISSEMINATION:**RELEASE TIME:**

As each region is completed

**REFERENCE DOCUMENTS:**"Notes on Isolated Post Indexes"  
"Computation of Allowance Indexes"  
"Fuel and Utilities Allowance Indexes paper"**GEOGRAPHIC UNITS DISSEMINATED:**

Isolated posts in selected provinces and territories

**OTHER STATISTICAL DATA PRODUCTS:**Standard tabulation or data file -  
1) Name: Isolated Posts Allowance Indexes  
Method(s) of dissemination: Hard copy/printout  
2) Name: Living Cost Differential Indexes  
Method(s) of dissemination: Hard copy/printout  
3) Name: Fuel and Utility Allowance Indexes  
Method(s) of dissemination: Hard copy/printout**OTHER PUBLICATIONS:**"Isolated Posts Directive, Volume 25, Personnel  
Management Manual" - Treasury Board  
SecretariatCONTACT PERSON: Bryon Zizman; (613) 951-9600; Head, Isolated Posts Unit;  
Prices Division



**24-2322 Foreign Service Allowance Indexes**

Sequential retail price and living cost surveys are conducted triennially by foreign service personnel serving at locations outside Canada.

**MAIN TOPICS:**

*Foreign service allowance indexes*

*International retail price and living cost indexes*

*Consumer price index movements, not seasonally adjusted, in selected countries*

*International retail price comparisons, by selected country*

*Post indexes, by selected country*

**NOTES:**

Target Universe: The universe in terms of employees is approximately 11,000.

**COLLECTION:****START DATE:**

1945

**REFERENCE PERIOD:**

Month

**DATA COLLECTION METHOD(S):**

77% Self-completion, mail out/mail back; 10% Self-completion, drop off/mail back; 3% Extraction from administrative files

**FREQUENCY:**

Continuous

**COLLECTION PERIOD:**

Various

**TYPE OF SURVEY:**

Sample

**POPULATION:****TARGET UNIVERSE:**

Commodities purchased by federal government expatriate community (See NOTES)

**STATISTICAL UNITS:**

Commodity

**CLASSIFICATION:****GEOGRAPHIC COVERAGE:**

300 Foreign locations

**DISSEMINATION:****RELEASE TIME:**

2 to 3 months after the reference month

**OTHER PUBLICATIONS:**

"Schedules to Foreign Service Directives and Meal Rates" - External Affairs and International Trade Canada

**GEOGRAPHIC UNITS DISSEMINATED:**

Foreign location

**REFERENCE DOCUMENTS:**

62-010

**PUBLICATIONS (CATALOGUED):**

62-010

**OTHER STATISTICAL DATA PRODUCTS:**

Standard tabulation or data file -

Name: Foreign Service Post Indexes

Method(s) of dissemination: Hard copy/printout

CONTACT PERSON: Barry Routliffe; (613) 951-9598; Head, Foreign Service Unit;  
Prices Division

**24-2324 Construction Building Materials Price Index, 1981=100**

Base weighted monthly price indexes of principal materials used in residential and non-residential building construction in the Canadian construction industry.

**MAIN TOPICS:**

*Construction building material price indexes, residential, by category of materials, 1981=100*

*Construction building material price indexes, non-residential, by category of materials, 1981=100*

**NOTES:**

This series is intended as a successor to the materials component of the Residential Building Construction Input Price Indexes (CANSIM matrix 3775 to 3786) and its Non-Residential counterpart (CANSIM matrix 96, 97, 966 and 967) which were published on a 1971=100 base until December 1984. Historical figures are available only on request for commodity groups at varying levels of detail from 1971.

COLLECTION:**START DATE:**

1926

**REFERENCE PERIOD:**

Month

**DATA COLLECTION METHOD(S):**

100% Non-standard: Industry Price Indexes

**FREQUENCY:**

Monthly

POPULATION:**TARGET UNIVERSE:**

Commodities used in building construction

**STATISTICAL UNITS:**

Commodity (construction building materials)

CLASSIFICATION:**GEOGRAPHIC COVERAGE:**

Canada

DISSEMINATION:**RELEASE TIME:**

6 weeks after the reference month

**GEOGRAPHIC UNITS DISSEMINATED:**

Canada

**CANSIM MATRICES:**  
423

**PUBLICATIONS (CATALOGUED):**  
62-007

**CONTACT PERSON:** *Yoon Hwang; (613) 951-9616; Head, Housing and Input, Capital Expenditures;  
Prices Division*

---

## 24-2325 Electric Power Selling Price Indexes for Non-residential Customers, 1986=100

These indexes measure price movements of sales of electricity by distributors to commercial and industrial users.

**MAIN TOPICS:**

*Electric power selling price indexes for non-residential customers, by industrial customer category, by region/province,  
1986 = 100*

**COLLECTION:**

**START DATE:**  
1971-01

**REFERENCE PERIOD:**  
Most recent four (4) months

**DATA COLLECTION METHOD(S):**  
100% Self-completion, mail out/mail back

**FREQUENCY:**  
Three times per year

**TYPE OF SURVEY:**  
Sample

**COLLECTION PERIOD:**  
30 days (last month of reference period)

**POPULATION:**

**TARGET UNIVERSE:**  
Electric power generated for commercial and industrial users

**STATISTICAL UNITS:**  
Commodity (unit of electric power)

**CLASSIFICATION:**

**GEOGRAPHIC COVERAGE:**  
Canada

**GEOGRAPHIC CODING - MICRO DATA:**  
7 digit SGC codes - 1986

**DISSEMINATION:**

**RELEASE TIME:**  
1 month after the reference period

**CANSIM MATRICES:**  
2020

**GEOGRAPHIC UNITS DISSEMINATED:**  
Canada; Provinces; Economic regions

**PUBLICATIONS (CATALOGUED):**  
62-011

**CONTACT PERSON:** *Robin Lowe; (613) 951-3370; Chief, Goods and Service Producing Industries Section;  
Prices Division*

---





**25-1104 Survey of Manufacturing Technology**

This occasional survey provides a measurement of the use of advanced manufacturing technologies by manufacturing establishments and of some establishment characteristics.

**MAIN TOPICS:**

*Manufacturing industries, technology-use status, by type of technology, by area of operation, by establishment characteristics*

*Design and engineering, computer aided design (CAD), computer aided engineering (CAE), and other technology use in manufacturing industries, by data detail*

*Fabrication and assembly, technology use by type of technology, in manufacturing industries*

*Automated material handling, technology use by type of technology, in manufacturing industries*

*Automated sensor based inspection and/or testing equipment, technology use by type of technology, in manufacturing industries*

*Communications and control, technology use by type of technology, in manufacturing industries*

*Manufacturing information systems, technology use by type of technology, in manufacturing industries*

*Integration and control, technology use by type of technology, in manufacturing industries*

*Robotics, laser technology, artificial intelligence, and other advanced technology uses in manufacturing industries*

**COLLECTION:****START DATE:**

1987-06

**REFERENCE PERIOD:**

March 1989

**DATA COLLECTION METHOD(S):**

70% Self-completion, mail out/mail back; 30%  
Telephone interview

**FREQUENCY:**

Occasional

**TYPE OF SURVEY:**

Sample

**COLLECTION PERIOD:**

From March to May 1989

**POPULATION:****TARGET UNIVERSE:**

Canadian manufacturing industries

**STATISTICAL UNITS:**

Establishment

**POPULATION SIZE:**

38,400

**CLASSIFICATION:****GEOGRAPHIC COVERAGE:**

Canada

**SIC COVERAGE:**

SIC-E 1980 - Division E

**GEOGRAPHIC CODING - MICRO DATA:**

Postal codes

**DISSEMINATION:****RELEASE TIME:**

September 1989

**GEOGRAPHIC UNITS DISSEMINATED:**

Canada; Provinces

**PUBLICATIONS (CATALOGUED):**

88-001 (vol. 13 no. 9,10); 88-002 (vol. 1, no. 4, vol. 2, no. 3)

**PUBLICATIONS (NON-CATALOGUED):**

"Survey of Manufacturing Technology - June 1987: Final Report"

"Survey of Manufacturing Technology - 1989: Statistical tables, working paper ST-89-10"

**OTHER STATISTICAL DATA PRODUCTS:**

Standard tabulation or data file -

Name: Survey of Manufacturing Technologies - 1989

Method(s) of dissemination: (a) Hard copy/printout, (b) Diskette

Customised tabulation or data file

**SOURCES FOR CUSTOMISED PRODUCTS:**

Name: Survey of Manufacturing Technologies - 1989

Number of variables: 53

Main variables: Industries, Technologies, Characteristics, Provinces

CONTACT PERSON: *Louis Marc Ducharme; (613) 951-9921; Chief, Science and Technology Section; Services, Science and Technology Division*

## 25-4201 Research and Development in Canadian Industry

This survey collects data on expenditures and personnel devoted annually to scientific research and experimental development (R&D) by Canadian firms.

**MAIN TOPICS:**

*Research and development (R&D) activities, performed and funded by Canadian business enterprises*

*Canadian business enterprises, current and capital expenditures on R&D*

*R&D expenditures as a percent of performing company sales*

*R&D expenditures, by industry, by province, by country of control of company, by employment and sales size*

*Canadian business enterprises, personnel engaged in R&D*

*Canadian business enterprises, expenditures on R&D software*

*Canadian business enterprises, payments for R&D and other technological services*

**COLLECTION:****START DATE:**

1956

**REFERENCE PERIOD:**

Calendar year

**DATA COLLECTION METHOD(S):**

100% Self-completion, mail out/mail back

**FREQUENCY:**

Annual

**TYPE OF SURVEY:**

Census

**COLLECTION PERIOD:**

From May to November

POPULATION:**TARGET UNIVERSE:**

Commercially oriented enterprises (privately or publicly owned), industrial research institutes and trade associations performing or funding research and development (R&D)

**POPULATION SIZE:**

6,500

**STATISTICAL UNITS:**

Company; Enterprise

CLASSIFICATION:**GEOGRAPHIC COVERAGE:**

Canada

**SIC COVERAGE:**

SIC-E 1980 - All industries (except 8111-8375, 8511-8599, and 8611-8679)

**GEOGRAPHIC CODING - MICRO DATA:**

Postal codes; Country of control

DISSEMINATION:**RELEASE TIME:**

1 1/2 years after the reference calendar year

**OTHER STATISTICAL DATA PRODUCTS:**

Standard tabulation or data file -

Name: Industrial R&D Data

Method(s) of dissemination: a) Hard copy/printout,  
b) Diskette

Customised tabulation or data file

**GEOGRAPHIC UNITS DISSEMINATED:**

Canada; Provinces; Territories; Montreal metropolitan; Toronto metropolitan

**PUBLICATIONS (CATALOGUED):**

88-001; 88-202

CONTACT PERSON: *Michel Boucher; (613) 951-7683; Project Leader, Private Sector; Services, Science and Technology Division*

## 25-4204 Research and Development of Canadian Private Non-Profit Organizations

This is an annual survey of expenditures on scientific research and experimental development by Canadian private non-profit organizations.

**MAIN TOPICS:**

*Research and development (R&D) activities performed and funded by Canadian private non-profit organizations*

*R&D expenditures by major fields of R&D*

*Natural sciences, R&D expenditures*

*Social sciences and humanities, R&D expenditures*

*Sources of funds from R&D performed*

*R&D personnel by occupational category*

*R&D by medical fields*

*Payments for R&D performed by other organizations*

COLLECTION:

**START DATE:**  
1965

**REFERENCE PERIOD:**  
Calendar year

**DATA COLLECTION METHOD(S):**  
100% Self-completion, mail out/mail back

**FREQUENCY:**  
Annual

**TYPE OF SURVEY:**  
Census

**COLLECTION PERIOD:**  
From May to September

POPULATION:

**TARGET UNIVERSE:**  
Private philanthropic foundations, voluntary health organizations, associations and societies, and research institutes

**POPULATION SIZE:**  
250

**STATISTICAL UNITS:**  
Private organization

CLASSIFICATION:

**GEOGRAPHIC COVERAGE:**  
Canada

**GEOGRAPHIC CODING - MICRO DATA:**  
Postal codes

DISSEMINATION:

**RELEASE TIME:**  
1 year after the reference calendar year

**PUBLICATIONS (CATALOGUED):**  
88-001 (Vol. 15, No. 10)

**GEOGRAPHIC UNITS DISSEMINATED:**  
Canada

**CONTACT PERSON:** *Michel Boucher; (613) 951-7683; Project Leader, Private Sector; Services, Science and Technology Division*

**25-4205 Energy Research and Development Expenditures**

This is an annual survey of expenditures devoted to scientific research and experimental development in energy, all areas of technology, by Canadian firms and research institutes.

**MAIN TOPICS:**

*Energy research and development (energy R&D) activities performed and funded by Canadian business enterprises*  
*Energy R&D expenditures, by area of technology*  
*Energy R&D expenditures, source of funds, by area of technology*  
*Energy R&D performers, by selected industries*  
*Energy R&D, payments made by foreign organizations*



COLLECTION:

**START DATE:**  
1977

**REFERENCE PERIOD:**  
Calendar year

**DATA COLLECTION METHOD(S):**  
100% Self-completion, mail out/mail back

**FREQUENCY:**  
Annual

**TYPE OF SURVEY:**  
Census

**COLLECTION PERIOD:**  
From May to September

POPULATION:

**TARGET UNIVERSE:**  
Commercially-oriented enterprises (privately or publicly owned) industrial research institutes and trade associations performing or funding research and development (R&D)

**POPULATION SIZE:**  
6,500

**STATISTICAL UNITS:**  
Company; Enterprise

CLASSIFICATION:

**GEOGRAPHIC COVERAGE:**  
Canada

**SIC COVERAGE:**  
SIC-E 1980 - All industries (except 8111-8375, 8511-8599 and 8611-8679)

**GEOGRAPHIC CODING - MICRO DATA:**  
Postal codes; Country of control

DISSEMINATION:

**RELEASE TIME:**  
1 1/2 years after the reference calendar year

**PUBLICATIONS (CATALOGUED):**  
88-202

**GEOGRAPHIC UNITS DISSEMINATED:**  
Canada

**OTHER STATISTICAL DATA PRODUCTS:**  
Customised tabulation or data file

CONTACT PERSON: *Michel Boucher; (613) 951-7683; Project Leader, Private Sector; Services, Science and Technology Division*

**25-4208 Provincial Research Organizations (PRO)**

This is an annual survey of provincial research organizations' scientific activities (expenditures and personnel).

**MAIN TOPICS:**

*Provincial research organizations (PRO), scientific research and experimental development (R&D), revenue/sources of funds, expenditures, and personnel statistics*  
*Provincial organizations, R&D, sources of funds, by funding source/sector*  
*Provincial organizations, R&D, expenditures, by type of expenditure, by type of activity, by industry, area of application/research/objective*

*Provincial organizations, R&D, full-time personnel, by type of personnel, by level of education, level of degree*  
*Natural resources, provincial organizations, R&D expenditures*  
*Primary, secondary industries, provincial organizations, R&D expenditures*  
*Construction industry, provincial organizations, R&D expenditures*  
*Service industries, provincial organizations, R&D expenditures*  
*Utilities, provincial organizations, R&D expenditures*  
*Environment, provincial organizations, R&D expenditures*  
*Developing countries, provincial organizations, R&D expenditures*

**COLLECTION:****START DATE:**

1965

**REFERENCE PERIOD:**

Fiscal year

**DATA COLLECTION METHOD(S):**

100% Self-completion, mail out/mail back

**FREQUENCY:**

Annual

**TYPE OF SURVEY:**

Census

**COLLECTION PERIOD:**

From June to September

**POPULATION:****TARGET UNIVERSE:**

Provincial research organizations involved in scientific activities

**POPULATION SIZE:**

8

**STATISTICAL UNITS:**

Provincial research organization

**CLASSIFICATION:****GEOGRAPHIC COVERAGE:**

Provinces

**DISSEMINATION:****RELEASE TIME:**

10 months after the reference fiscal year

**PUBLICATIONS (CATALOGUED):**

88-001; 88-002

**GEOGRAPHIC UNITS DISSEMINATED:**Canada; Nova Scotia; New Brunswick; Quebec;  
Ontario; Manitoba; Saskatchewan; Alberta; British  
Columbia**CONTACT PERSON:***Bert Plaus; (613) 951-6347; Project Leader, Public Sector;  
Services, Science and Technology Division*

**25-4209 Provincial Government Activities in the Natural Sciences**

This is an annual survey of expenditure and personnel devoted to scientific activities by departments and agencies of provincial governments.

**MAIN TOPICS:**

*Provincial governments, scientific research and experimental development (R&D), and related scientific activities (RSA), revenue/sources of funds, expenditures and personnel statistics, by province*

*Natural sciences and engineering (NSE), provincial governments R&D, by major field of scientific activity, by province*

*Provincial governments, R&D expenditures, by major performing sector/performer*

*Provincial governments, R&D, sources of funds, by funding source/sector*

*Provincial governments, R&D expenditures, by major field of activity, by area of application/research/ objective*

*Provincial governments, R&D personnel, by occupational category*

*Provincial governments, scientific/technological services, major payments made, major payments received by performing sector/performer*

*Provincial intramural R&D expenditures by government departments and research organizations*

*Provincial government intramural R&D expenditures, by type of current and capital expenditures*

*Higher education sector, universities, provincial government R&D funding*

*Industrial and economic developments, provincial R&D expenditures*

*Life sciences, provincial R&D expenditures*

*Physical sciences, provincial R&D expenditures*

*Environmental sciences, provincial R&D expenditures*

*Energy and fuels, provincial R&D expenditures*

*Natural resources and wildlife, provincial R&D expenditures*

*Health and medical sciences, provincial R&D expenditures*

**COLLECTION:****START DATE:**

1974/75 (See NOTES)

**REFERENCE PERIOD:**

Fiscal year

**DATA COLLECTION METHOD(S):**

100% Self-completion, mail out/mail back

**FREQUENCY:**

Annual

**TYPE OF SURVEY:**

Census

**COLLECTION PERIOD:**

From May to November

**POPULATION:****TARGET UNIVERSE:**

All provincial government departments and agencies involved in the natural sciences, excluding Prince Edward Island

**POPULATION SIZE:**

500

**STATISTICAL UNITS:**

Provincial government department and agency

CLASSIFICATION:**GEOGRAPHIC COVERAGE:**

Provinces

DISSEMINATION:**RELEASE TIME:**

1 year after the reference fiscal year

**GEOGRAPHIC UNITS DISSEMINATED:**

Canada

**PUBLICATIONS (CATALOGUED):**

88-001; 88-022

**PUBLICATIONS (NON-CATALOGUED):**

Working paper - "Scientific and Technological Activities of Provincial Governments 1982-83 to 1989-90"

**MICRO DATA PRODUCTS:**

Standard - available on demand

Name: Provincial Microdata

Method(s) of dissemination: Hardcopy/printout

CONTACT PERSON: Bert Plaus; (613) 951-6347; Project Leader, Public Sector;  
Services, Science and Technology Division

**25-4210 Provincial Government Activities in the Social Sciences**

This is an annual survey of expenditure and personnel devoted to scientific activities by departments and agencies of provincial governments.

**MAIN TOPICS:**

*Social sciences and humanities (SSH), provincial government R&D by major field of R&D activity, by province*  
*Provincial governments scientific research and experimental development (R&D), revenue/sources of funds, expenditures, and personnel statistics*  
*Provincial governments, R&D, sources of funds, by funding source/sector*  
*Provincial governments, R&D expenditures, by area of application/research/objective*  
*Provincial governments, R&D expenditures, by major performing sector/performer*  
*Provincial governments, R&D expenditures, by type of current and capital expenditures*  
*Provincial governments, R&D personnel, by occupational category*  
*Education and culture, provincial R&D expenditures*  
*Business and commerce, provincial R&D expenditures*  
*Linguistics, languages, etc., provincial R&D expenditures*  
*Urban/rural and regional studies, provincial R&D expenditures*  
*Law and justice, provincial R&D expenditures*  
*Economics and political science, provincial R&D expenditures*  
*Demography, provincial R&D expenditures*  
*Information services, provincial R&D expenditures*



COLLECTION:**START DATE:**

1974/75

**REFERENCE PERIOD:**

Fiscal year

**DATA COLLECTION METHOD(S):**

100% Self-completion, mail out/mail back

**FREQUENCY:**

Annual

**TYPE OF SURVEY:**

Census

**COLLECTION PERIOD:**

From May to November

POPULATION:**TARGET UNIVERSE:**

All provincial government departments and agencies involved in the social sciences, excluding Prince Edward Island

**POPULATION SIZE:**

500

**STATISTICAL UNITS:**

Provincial government departments and agencies

CLASSIFICATION:**GEOGRAPHIC COVERAGE:**

Provinces

DISSEMINATION:**RELEASE TIME:**

1 year after the reference fiscal year

**PUBLICATIONS (NON-CATALOGUED):**

Working Paper - "Scientific and Technological Activities of Provincial Governments 1982-83 to 1989-90"

**GEOGRAPHIC UNITS DISSEMINATED:**

Canada

**MICRO DATA PRODUCTS:**

Individual provincial micro data released by provinces

**PUBLICATIONS (CATALOGUED):**

88-001; 88-002

CONTACT PERSON:*Bert Plaus; (613) 951-6347; Project Leader, Public Sector, Services, Science and Technology Division***25-4211 Federal Government Activities in the Social Sciences**

This annual survey collects data describing the recent, current and proposed state of federal resources allocated to Science.

**MAIN TOPICS:**

*Federal government activities in social sciences and humanities, expenditures and personnel statistics, by major department/agency/program*

*Social sciences and humanities (SSH), federal government R&D, by major field of R&D activity, by major department/agency/program*

*Federal government, R&D expenditures, by area of application/research/objective*  
*Federal government, R&D expenditures, by major performing sector/performer*  
*Federal government, R&D expenditures, by type of current, capital expenditures, by major department*  
*Federal government, R&D personnel in person years, by occupational category, by major department/agency*  
*Federal government, payments to other sectors, by sector, by type of payment, by department/agency*

**COLLECTION:****START DATE:**

1971/72

**FREQUENCY:**

Annual

**DATA COLLECTION METHOD(S):**

100% Self-completion, mail out/mail back

**REFERENCE PERIOD:**

Fiscal year

**TYPE OF SURVEY:**

Census

**COLLECTION PERIOD:**

From October to January

**POPULATION:****TARGET UNIVERSE:**

All federal government departments and agencies involved in the social sciences

**POPULATION SIZE:**

75

**STATISTICAL UNITS:**

Federal government department and agency

**CLASSIFICATION:****GEOGRAPHIC COVERAGE:**

Canada

**DISSEMINATION:****RELEASE TIME:**

4 months after the tabling of Treasury Board Main Estimates in the House of Commons (includes forecast, actual and estimate)

**PUBLICATIONS (NON-CATALOGUED):**

"Federal Government Expenditures and Personnel on Scientific Activities, 1984-85 to 1991-92"

**GEOGRAPHIC UNITS DISSEMINATED:**

Canada

**OTHER STATISTICAL DATA PRODUCTS:**

Standard tabulation or data file -

Name: Scientific Activities of Federal Government Departments and Agencies

**PUBLICATIONS (CATALOGUED):**

88-001; 88-002; 88-204

Method(s) of dissemination: a) Hard copy/printout, b) Diskette, c) Tape

**CONTACT PERSON:***Bert Plaus; (613) 951-6347; Project Leader, Public Sector; Services, Science and Technology Division*

**25-4212 Federal Government Activities in the Natural Sciences**

This annual survey collects data describing the recent, current and proposed state of federal resources allocated to science.

**MAIN TOPICS:**

*Federal government activities in science and technology (S and T), expenditures, and personnel statistics, by major department/agency/program*

*Natural sciences and engineering (NSE), federal government intramural and extramural performance of R&D activities, by major department/agency/program*

*Federal government, R&D expenditures, by area of application/research/objective*

*Federal government, R&D expenditures, by major performing sector/performer*

*Federal government, R&D expenditures, by type of current, capital expenditures, by major department/agency/program*

*Federal government, R&D personnel, by occupational category, by major department/agency/program*

*Federal government, R&D extramural expenditures, by performing sector/performer, by type of extramural payment*

*Federal government, R&D expenditures on science and technology, regional, provincial distribution, by performer*

*Federal S and T expenditures in industry sector, by type of payment, by funding department/agency, and by region/province*

*Federal S and T expenditures in university sector, by type of payment, by funding department/agency, and by region/province*

*Federal S and T expenditures, in provincial government sector, by funding department/agency*

*Federal S and T expenditures, in foreign sector, by funding department/agency*

**COLLECTION:****START DATE:**

1963/64

**REFERENCE PERIOD:**

Fiscal year

**DATA COLLECTION METHOD(S):**

100% Self-completion, mail out/mail back

**FREQUENCY:**

Annual

**TYPE OF SURVEY:**

Census

**COLLECTION PERIOD:**

From October to January

**POPULATION:****TARGET UNIVERSE:**

All federal government departments and agencies involved in the natural sciences

**POPULATION SIZE:**

75

**STATISTICAL UNITS:**

Federal government departments and agencies

CLASSIFICATION:**GEOGRAPHIC COVERAGE:**

Canada

DISSEMINATION:**RELEASE TIME:**

3 months after the tabling of Treasury Board Main Estimates in the House of Commons (includes forecast, actual and estimate)

**PUBLICATIONS (NON-CATALOGUED):**

"Federal Government Expenditures and Personnel engaged in Scientific Activities, 1984-85 to 1991-92"

**GEOGRAPHIC UNITS DISSEMINATED:**

Canada

**OTHER STATISTICAL DATA PRODUCTS:**

Standard tabulation or data file -

Name: Scientific Activities of Federal Government Departments and Agencies

Method(s) of dissemination: a) Hard copy/printout, b) Diskette, c) Tape

**PUBLICATIONS (CATALOGUED):**

88-001; 88-002; 88-204

CONTACT PERSON: Bert Plaus; (613) 951-6347; Project Leader, Public Sector; Services, Science and Technology Division

**25-4217 Nature of Research and Development Activities Survey**

This annual survey provides quantitative information on the research and development (R&D) activities carried out in Canadian industry according to seven applications.

**MAIN TOPICS:**

*Industrial research and development (R&D) expenditures by application (i.e. basic research, development/improvement of products, processes and development/improvement of technical services).*

COLLECTION:**START DATE:**

1987

**REFERENCE PERIOD:**

Calendar year

**DATA COLLECTION METHOD(S):**

100% Self-completion, mail out/mail back

**FREQUENCY:**

Annual

**TYPE OF SURVEY:**

Census

**COLLECTION PERIOD:**

From May to September



POPULATION:**TARGET UNIVERSE:**

Commercially oriented enterprises (privately or publicly owned), industrial research institutes and trade associations performing or funding research and development (R&D)

**POPULATION SIZE:**

6,500

**STATISTICAL UNITS:**

Research and development (R&D) unit

CLASSIFICATION:**GEOGRAPHIC COVERAGE:**

Canada

**SIC COVERAGE:**

SIC-E 1980 - All industries (except 8111-8375, 8511-8599, and 8611-8679)

**GEOGRAPHIC CODING - MICRO DATA:**

Postal codes; Other: Country of control

DISSEMINATION:**RELEASE TIME:**

1 1/2 years after the reference calendar year

**PUBLICATIONS (CATALOGUED):**

88-001 (vol.13 and no.2)

**GEOGRAPHIC UNITS DISSEMINATED:**

Canada; Country of control

CONTACT PERSON: *Michel Boucher; (613) 951-7683; Project Leader, Private Sector, Services, Science and Technology Division*

---



**26-2901 Sales Per Selling Area of Independent Retailers**

This biennial survey collects data from independent retailers in Canada about their selling area and combines it with existing data on sales to produce statistics on sales per selling area.

**MAIN TOPICS:**

*Retailers, independent, sales and space utilization statistics, by kind of business, by selling area, by type of store location, by geographic region*

*Retail selling, average annual sales, average selling area, and sales per square foot of selling area, by kind of business, by type of store location, by region*

*Retail selling, average annual sales, average total area and sales per square foot of total area, by kind of business, by type of store location, by region*

*Retail selling, average increase, changes in annual sales, as indicator of increase/change in square footage of selling area, by kind of business*

**COLLECTION:****START DATE:**

1986

**REFERENCE PERIOD:**

Calendar year

**DATA COLLECTION METHOD(S):**

100% Telephone interview for retail selling area only

**FREQUENCY:**

Occasional

**TYPE OF SURVEY:**

Sample

**COLLECTION PERIOD:**

Various

**POPULATION:****TARGET UNIVERSE:**

Single store independent retailers in selected Kind of Business (KOB) on Statistics Canada's Monthly Survey of Retail Trade (ID 35-2406) frame

**STATISTICAL UNITS:**

Single store independent retailer

**CLASSIFICATION:****GEOGRAPHIC COVERAGE:**

Canada

**OTHER COVERAGE:**

32 Kinds of Business (KOB)

**SIC COVERAGE:**

SIC-E 1980 - Division J

**DISSEMINATION:****RELEASE TIME:**

6 months after the reference calendar year

**GEOGRAPHIC UNITS DISSEMINATED:**

Canada; Provinces; Territories; Census Metropolitan areas; Regions

**PUBLICATIONS (CATALOGUED):**

61-522

**MICRO DATA PRODUCTS:**

Standard - available on demand

1) Name: 1988 Tables - Sales per Selling Area of Independent Retailers

Method(s) of dissemination: a) Hard copy/printout,  
b) Diskette

2) Name: 1989 Selling Area of Independent Retailers

Method(s) of dissemination: Hard copy/printout

CONTACT PERSON: *Michel Cormier; (613) 951-3751; Project Manager;  
Small Business and Special Surveys Division***26-2902 Survey of Business Starts and Terminations in the Atlantic Provinces**

This one time only survey collects information on the views and characteristics of entrepreneurs starting or terminating a business in Atlantic Canada, and key factors relating to their origin and operations.

**MAIN TOPICS:***Businesses, starts and terminations in Atlantic provinces**Businesses, start-ups, Atlantic provinces, key factors related to origin and operations of the business**Business terminations, Atlantic provinces, strategic programs required to support/sustain business development.*COLLECTION:**START DATE:**

1989

**REFERENCE PERIOD:**

May 1988-October 1989

**DATA COLLECTION METHOD(S):**

100% mail out/mail back

**FREQUENCY:**

One time only

**TYPE OF SURVEY:**

Sample

**COLLECTION PERIOD:**

October 1989

POPULATION:**TARGET UNIVERSE:**

All entrepreneurs, principal shareholders, owner-operators and partners who have recently started a business and all persons and firms that have recently ceased a business operation in Atlantic Canada

**POPULATION SIZE:**

1,700

**STATISTICAL UNITS:**

Individual; Firm

CLASSIFICATION:**GEOGRAPHIC COVERAGE:**

Atlantic Canada

**SIC COVERAGE:**

SIC-E 1980 - All industries (except Division N)



DISSEMINATION:

**RELEASE TIME:**

Data may be available in the fall of 1991

**MICRO DATA PRODUCTS:**

Customised - user defined

**PUBLICATIONS (NON-CATALOGUED):**

Analysis to be contained in a report on the State of Small Business and Entrepreneurship in Atlantic Canada, to be released in the fall of 1991 by Atlantic Canada Opportunities Agency.

CONTACT PERSON: *Michael Issa; (613) 951-9422; Senior Advisor; Small Business and Special Surveys Division*

---



**27-1103 Tax Record Access (TRA)**

The objectives of the Tax Record Access are to provide annually, statistical financial data to survey divisions for small incorporated and unincorporated businesses, covering all industries, except government, that are part of the non-integrated portion of the universe of businesses.

**MAIN TOPICS:**

*Small incorporated businesses, small unincorporated businesses: financial statistics, by tax record access  
Businesses: non-integrated portion, small business companies, financial profiles*

**NOTES:**

Release Time: No data are published (input for the survey divisions)

**COLLECTION:****START DATE:**

1973

**REFERENCE PERIOD:**

Fiscal year

**DATA COLLECTION METHOD(S):**

100% Extraction from administrative files

**FREQUENCY:**

Annual

**TYPE OF SURVEY:**

Sample

**POPULATION:****TARGET UNIVERSE:**

Incorporated and unincorporated businesses with gross business income greater than \$25,000 in the non-integrated portion of the universe

**POPULATION SIZE:**

1,000,000

**STATISTICAL UNITS:**

Corporation and unincorporated business

**CLASSIFICATION:****GEOGRAPHIC COVERAGE:**

Canada

**SIC COVERAGE:**

SIC-E 1980 - All industries (except government related industries)

**GEOGRAPHIC CODING - MICRO DATA:**

Postal codes

**DISSEMINATION:****RELEASE TIME:**

Preliminary data are available at the end of March of the second year following the taxation year. Final data are available at the end of the following May (See NOTES)

**CONTACT PERSON:** *Jean Leduc; (613) 951-9046; Co-ordinator, Tax Estimates Program;  
Business Register Division*

**27-1105 Business Register**

This continuous survey consists of maintaining and operating a data base containing a list of businesses along with their operating characteristics (e.g. industry, location, size, etc.). Only statistics on the number of business entities by industry, geographic region and employment size are disseminated to the public.

**MAIN TOPICS:**

*Business register: number of entities, by industry SIC 1980, geographic region and employment size*  
*Business entity information (this information is confidential)*

- legal, operating and statistical structures

- T1 tax, T2 tax, payroll deduction and intercorporate ownership records

**COLLECTION:****START DATE:**

1970

**REFERENCE PERIOD:**

Continuous

**DATA COLLECTION METHOD(S):**

70% Extraction from administrative files; 15%  
 Self-completion, mail out/mail back; 15%  
 Telephone interview

**FREQUENCY:**

Continuous

**COLLECTION PERIOD:**

Continuous

**TYPE OF SURVEY:**

Census

**POPULATION:****TARGET UNIVERSE:**

All enterprises engaged in some economic activity  
 in Canada

**STATISTICAL UNITS:**

Enterprise; Company; Establishment;  
 Location-activity

**POPULATION SIZE:**

1,000,000

**CLASSIFICATION:****GEOGRAPHIC COVERAGE:**

Canada

**SIC COVERAGE:**

SIC-E 1980 - All industries

**GEOGRAPHIC CODING - MICRO DATA:**

7 digit SGC codes - 1986; CMA/CA; Federal  
 electoral district (1987)

**OTHER COVERAGE:**

Standard Geographical Classification (SGC)

**DISSEMINATION:****RELEASE TIME:**

Statistics on the number of business entities are  
 released on a quarterly basis

**GEOGRAPHIC UNITS DISSEMINATED:**

Canada; Provinces; Territories; Census divisions;  
 Census sub-divisions; Census metropolitan areas;  
 Census agglomerations; Forward sortation areas  
 (FSA)



**MICRO DATA PRODUCTS:**

"Canadian Business Patterns", diskette product  
Customised - user defined

**OTHER STATISTICAL DATA PRODUCTS:**

Customized tabulation or data file -  
Name: Tables on the Number of Business Entities  
Method(s) of dissemination: a) Hard copy/printout,  
b) Diskette, c) Tape  
Customised tabulation or data file

**SOURCES FOR CUSTOMISED PRODUCTS:**

Name: Business Register (BR)  
Number of variables: 3  
Main variables: Standard Industrial Classification  
(SIC) codes (1980), Standard Geographical  
Classification (SGC) (1986), Employment size  
ranges

CONTACT PERSON: *Kitty Stevens; (613) 951-9021; External Liaison and Data Dissemination Officer;  
Business Register Division*

---



### 31-3401 Field Crop Reporting Series

These eight agriculture surveys are designed to provide accurate and timely forecasts and estimates of acreage, production and farm stocks of the major grains in Canada at the provincial level.

**MAIN TOPICS:**

*Farm land areas and field crops: field crop areas, field crop production, and grain stocks in storage by type of grain for Canada and provinces*

*Field crop areas in hectares/acres with March seeding intentions and probable and estimated yields by major grain categories*

*Field crop areas seeded/harvested, crop production in quantity and crop yield per hectare/acre, by category of grain/crop*

*Grain stock in storage: farm stocks of grains, commercial stock of grains in storage*

*Seeded areas of principal grain crops and areas of summer fallow for Prairie provinces, by crop district*

*Wheat, by type of wheat*

*Oats*

*Barley*

*Rye*

*Corn*

*Canola*

*Soybeans*

*Flaxseed*

*Tame hay*

**COLLECTION:**

**START DATE:**

1920

**REFERENCE PERIOD:**

Crop year

**DATA COLLECTION METHOD(S):**

100% Telephone interview

**FREQUENCY:**

Occasional

**TYPE OF SURVEY:**

Sample

**COLLECTION PERIOD:**

From August 1 to July 31

**POPULATION:**

**TARGET UNIVERSE:**

All farms growing crops

**STATISTICAL UNITS:**

Farm

**POPULATION SIZE:**

300,000

**CLASSIFICATION:**

**GEOGRAPHIC COVERAGE:**

Canada

**SIC COVERAGE:**

SIC-E 1980 - 0131 to 0136, 0139 (part of, activity based)

DISSEMINATION:**RELEASE TIME:**

Various releases throughout the year

**CANSIM MATRICES:**1025-1048;1408-1412;1414;2645;2646;2648;2657;2658;  
2660;5686**GEOGRAPHIC UNITS DISSEMINATED:**

Canada; Provinces

**PUBLICATIONS (CATALOGUED):**

22-002

CONTACT PERSON: *Glenn Lennox; (613) 951-8719; Senior Analyst, Crop Reporting Unit;  
Agriculture Division*

**31-3403 Miller's Monthly Report**

This survey collects monthly quantity data from grain millers, by province. The data collected are part of supply-disposition statistics of major grains, including domestic disappearance of grain products for human consumption.

**MAIN TOPICS:**

*Milling industry, grains milled, supply and disposition statistics, by type of grain, by type of product  
Wheat milled and wheat on hand to be milled, by type of wheat  
Wheat flour, production and stock, by grade of flour  
Wheat products manufactured for human consumption, by type  
Coarse grain milled, by type of grain  
Coarse grain products manufactured for human consumption, by type of product  
Milling capacity in operation  
Wheat  
Oats  
Barley  
Rye  
Corn*

COLLECTION:**START DATE:**

1919

**REFERENCE PERIOD:**

Month

**DATA COLLECTION METHOD(S):**

100% Self-completion, mail out/mail back

**FREQUENCY:**

Monthly

**TYPE OF SURVEY:**

Sample

**COLLECTION PERIOD:**

From the 10th to the 25th day of the month following the reference month



POPULATION:**TARGET UNIVERSE:**

All large mills which process cereal grains for human consumption

**POPULATION SIZE:**

23

**STATISTICAL UNITS:**

Mill

CLASSIFICATION:**GEOGRAPHIC COVERAGE:**

Canada

**SIC COVERAGE:**

SIC-E 1980 - 1051 (part of)

DISSEMINATION:**RELEASE TIME:**

6 weeks after the reference month

**PUBLICATIONS (CATALOGUED):**

22-007; 22-201

**GEOGRAPHIC UNITS DISSEMINATED:**

Canada; East; West

CONTACT PERSON: *Alain Bertrand; (613) 951-3859; Officer, Grain Marketing Unit; Agriculture Division*

**31-3404 Reports of Crushing Operations**

This survey collects monthly quantity data from 13 grain crushing operations. The data collected are part of supply-disposition statistics of major grains including the domestic disappearance of grain products.

**MAIN TOPICS:**

*Oilseed crushing operation data: oilseed quantity crushed, edible oil produced, and oilseed meal produced by type of oilseed*

*Flaxseed oil production and stocks*

*Soybeans oil production and stocks*

*Canola-Rapeseed oil production and stocks*

*Sunflower seed oil production and stocks*

COLLECTION:**START DATE:**

1956

**REFERENCE PERIOD:**

Month

**DATA COLLECTION METHOD(S):**

100% Self-completion, mail out/mail back

**FREQUENCY:**

Monthly

**TYPE OF SURVEY:**

Census

**COLLECTION PERIOD:**

From the 10th to the 20th day of the month following the reference month

**POPULATION:****TARGET UNIVERSE:**

All companies which crush oilseeds to produce oil and meal

**POPULATION SIZE:**

13

**STATISTICAL UNITS:**

Company

**CLASSIFICATION:****GEOGRAPHIC COVERAGE:**

Canada

**SIC COVERAGE:**

SIC-E 1980 - 1061 (part of)

**DISSEMINATION:****RELEASE TIME:**

22 to 25 days after the reference month

**CANSIM MATRICES:**

5687

**GEOGRAPHIC UNITS DISSEMINATED:**

Canada; East; West

**PUBLICATIONS (CATALOGUED):**

22-007; 22-201

**CONTACT PERSON:** *Alain Bertrand; (613) 951-3859; Officer, Grain Marketing Unit; Agriculture Division*

### 31-3405 Leaf Tobacco Area, Production and Value

Data are collected annually from tobacco boards and/or tobacco producer associations in Canada.

**MAIN TOPICS:**

*Tobacco leaf, area, production, value and disposition statistics*

*Tobacco leaf, area harvested and average yield*

*Tobacco marketed, production, quantity, value and average sales price*

**COLLECTION:****START DATE:**

1978

**REFERENCE PERIOD:**

Crop year

**DATA COLLECTION METHOD(S):**

100% extraction from administrative files

**FREQUENCY:**

Annual

**TYPE OF SURVEY:**

Census

POPULATION:**TARGET UNIVERSE:**

Data are collected through L'Office des producteurs de Tabac à Cigare et à Pipe du Québec; Ontario Flue-Cured Tobacco Growers Marketing Board; Ontario Ministry of Agriculture and Food; Statistics Canada, Truro, N.S.

**POPULATION SIZE:**

5

**STATISTICAL UNITS:**

Tobacco Boards and/or Associations

CLASSIFICATION:**GEOGRAPHIC COVERAGE:**

Nova Scotia; New Brunswick; Prince Edward Island; Quebec; Ontario

**SIC COVERAGE:**

SIC-E 1980 - 0137

DISSEMINATION:**RELEASE TIME:**

August following the reference crop year

**CANSIM MATRICES:**

5611

**GEOGRAPHIC UNITS DISSEMINATED:**

Canada; Nova Scotia; New Brunswick; Prince Edward Island; Quebec; Ontario

**PUBLICATIONS (CATALOGUED):**

22-003

CONTACT PERSON: Linda Brazeau; (613) 951-0574; Liaison Officer, Horticultural Crops Unit; Agriculture Division

**31-3406 Harvested Area, Production and Value of Processing Vegetables**

This annual survey collects data to provide estimates of the area, production and value of certain processing vegetables grown in Canada.

**MAIN TOPICS:**

*Vegetables for processing, vegetable acquirement, and production statistics*  
*Processing vegetables contracted area, and harvested area, by or for Canadian food processors, by type of vegetable*  
*Processing vegetables, production and value, by type of vegetable, and by province of origin*  
*Imported processing vegetables, in tonnage and value, by type of vegetable*  
*Domestic processing vegetables, acquirements by Canadian food processors by type of vegetable*  
*Vegetable processing, vegetable acquirements by category*

COLLECTION:**START DATE:**

1965

**TYPE OF SURVEY:**

Census

**DATA COLLECTION METHOD(S):**

100% Self-completion, mail out/mail back

**REFERENCE PERIOD:**

Crop year

**FREQUENCY:**  
Annual

**COLLECTION PERIOD:**  
From November to January

POPULATION:

**TARGET UNIVERSE:**  
All known vegetable processors

**STATISTICAL UNITS:**  
Establishment

**POPULATION SIZE:**  
75

CLASSIFICATION:

**GEOGRAPHIC COVERAGE:**  
Provinces

**SIC COVERAGE:**  
SIC-E 1980 - 103 (part of)

DISSEMINATION:

**RELEASE TIME:**  
May following the reference crop year

**CANSIM MATRICES:**  
1374;1376;1378;1382;1387;1391;5616;5618;5620;  
5624;5627

**GEOGRAPHIC UNITS DISSEMINATED:**  
Canada; Quebec; Ontario; British Columbia;  
Maritimes; Prairies

**PUBLICATIONS (CATALOGUED):**  
22-003

CONTACT PERSON: *Richard Denis; (613) 951-0573; Analyst, Horticultural Crops Unit;  
Agriculture Division*

### 31-3407 Fruit and Vegetable Area Survey

This annual survey collects data to produce an estimate for the land used for fruit and vegetable production in Canada (excluding the two territories).

**MAIN TOPICS:**

*Commercial vegetable and fruit production, land area planted, and land area harvested, by commercial use category, and by type of vegetable or fruit harvested*

*Processing vegetables and fruits, land area planted, and land area harvested, by type of vegetable or fruit harvested*

*Fresh market vegetables and fruits, land area planted, and land area harvested, by type of vegetable or fruit harvested*

COLLECTION:

**START DATE:**  
1920

**TYPE OF SURVEY:**  
Sample

**DATA COLLECTION METHOD(S):**  
100% Telephone interview

**REFERENCE PERIOD:**  
Crop year



**FREQUENCY:**

Annual

**COLLECTION PERIOD:**

May

**POPULATION:****TARGET UNIVERSE:**

All commercial fruit and vegetable producers

**STATISTICAL UNITS:**

Farm

**POPULATION SIZE:**

25,700

**CLASSIFICATION:****GEOGRAPHIC COVERAGE:**

Provinces

**SIC COVERAGE:**

SIC-E 1980 - 015

**DISSEMINATION:****RELEASE TIME:**

Estimates for the current year and final data for the previous year are available around June 15th

**PUBLICATIONS (CATALOGUED):**

22-003

**GEOGRAPHIC UNITS DISSEMINATED:**

Provinces

**PUBLICATIONS (NON-CATALOGUED):**

Statistical Bulletin

**OTHER STATISTICAL DATA PRODUCTS:**

Customised tabulation or data file

**CONTACT PERSON:** *John Brunette; (613) 951-3857; Statistical Officer, Horticultural Crops Unit; Agriculture Division*

**31-3408 Fall Vegetable Survey**

This annual survey collects data to estimate the production and value of fall vegetable crops in all provinces.

**MAIN TOPICS:**

*Fall vegetables, land area, production, and sales, by type of vegetable crop*

*Fall vegetables, land area planted, and land area harvested, by type of vegetable crop*

*Fall vegetables, production and value by type of vegetable*

*Fall vegetables, farm and retail sales, sales wholesale, and sales to processors, by type of vegetable*

**COLLECTION:****START DATE:**

1957

**DATA COLLECTION METHOD(S):**

100% Self-completion, mail out/mail back

**TYPE OF SURVEY:**

Census

**FREQUENCY:**

Annual

**REFERENCE PERIOD:**

Crop year

**COLLECTION PERIOD:**

From October to December

**POPULATION:****TARGET UNIVERSE:**

Farms reporting vegetables during 1986 Census of Agriculture (ID 31-3438)

**POPULATION SIZE:**

3,000

**STATISTICAL UNITS:**

Farm

**CLASSIFICATION:****GEOGRAPHIC COVERAGE:**

Provinces

**SIC COVERAGE:**

SIC-E 1980 - 0151, 0152, 0159

**DISSEMINATION:****RELEASE TIME:**

3 months after the reference crop year (varies slightly from province to province)

**CANSIM MATRICES:**

1371-1392;5414;5415

**GEOGRAPHIC UNITS DISSEMINATED:**

Provinces

**PUBLICATIONS (CATALOGUED):**

22-003

**CONTACT PERSON:** *Thérèse Reino; (613) 951-2074; Horticultural Crops Unit; Agriculture Division*

**31-3410 Contracts for Processing**

This annual survey collects data to estimate the contracted area of vegetable processing crops grown in Canada.

**MAIN TOPICS:**

*Vegetable processing, land area contracted, and contracted tonnage of vegetables intended for processing, by type of vegetable, and by province of production*

*Processing vegetables for canning or pickling, contracted land area and contracted tonnage of vegetables grown*

*Processing vegetables for freezing, contracted tonnage of vegetables grown*

**COLLECTION:****START DATE:**

1965

**DATA COLLECTION METHOD(S):**

100% Self-completion, mail out/mail back

**TYPE OF SURVEY:**

Census

**FREQUENCY:**

Annual

**REFERENCE PERIOD:**

Crop year

**COLLECTION PERIOD:**

From June to August

**POPULATION:****TARGET UNIVERSE:**

All known vegetable processors

**STATISTICAL UNITS:**

Establishment

**POPULATION SIZE:**

65

**CLASSIFICATION:****GEOGRAPHIC COVERAGE:**

Provinces

**SIC COVERAGE:**

SIC-E 1980 - 103 (part of)

**DISSEMINATION:****RELEASE TIME:**

August of the current reference crop year

**CANSIM MATRICES:**

1374;1376;1378;1382;1387;1391;5616;5618

**GEOGRAPHIC UNITS DISSEMINATED:**Canada; Quebec; Ontario; British Columbia;  
Maritimes; Prairies**PUBLICATIONS (CATALOGUED):**

22-003

**CONTACT PERSON:** *Les Macartney; (613) 951-3854; Analyst, Horticultural Crops Unit;  
Agriculture Division*

### 31-3411 Mushroom Growers' Survey

This annual survey collects data on mushroom growing in Canada, covering area of mushroom beds, production, sales, value of investment and labour.

**MAIN TOPICS:**

*Mushroom growers, land area, production, sales, investment, and labour employment statistics*

*Mushroom growing, land area under cultivation, and land area harvested*

*Mushrooms, production and value of fresh market sales, production and value of sales to food processors*

*Mushroom industry, investment by type of investment*

*Mushroom industry, employment full-time/part-time, and labour cost*

COLLECTION:**START DATE:**

1964

**REFERENCE PERIOD:**

Calendar year

**DATA COLLECTION METHOD(S):**

100% Self-completion, mail out/mail back

**FREQUENCY:**

Annual

**TYPE OF SURVEY:**

Census

**COLLECTION PERIOD:**

From January to March

POPULATION:**TARGET UNIVERSE:**

Farms growing mushrooms

**STATISTICAL UNITS:**

Farm

**POPULATION SIZE:**

200

CLASSIFICATION:**GEOGRAPHIC COVERAGE:**

Provinces

**SIC COVERAGE:**

SIC-E 1980 - 0161 (activity based)

DISSEMINATION:**RELEASE TIME:**

5 to 6 months after the reference calendar year

**CANSIM MATRICES:**

1407

**GEOGRAPHIC UNITS DISSEMINATED:**

Canada; Ontario; British Columbia; Maritimes and Quebec; Prairies

**PUBLICATIONS (CATALOGUED):**

22-003

CONTACT PERSON: *Linda Brazeau; (613) 951-0574; Horticultural Crops Unit;  
Agriculture Division*

**31-3412 Raspberry Growers' Survey**

This annual survey collects data on raspberry production in Quebec. Data collected include area, quality and price of raspberries by form of marketing.

**MAIN TOPICS:**

*Raspberry growers, land area under cultivation, crop production and disposition statistics*

*Raspberries, production and value of fresh market sales, and production and value of sales to food processors*

*Raspberries, crop disposition by form of marketing*



COLLECTION:**START DATE:**

1958

**REFERENCE PERIOD:**

Calendar year

**DATA COLLECTION METHOD(S):**

100% Self-completion, mail out/mail back

**FREQUENCY:**

Annual

**TYPE OF SURVEY:**

Census

**COLLECTION PERIOD:**

From August to September

POPULATION:**TARGET UNIVERSE:**

Farms reporting raspberries

**STATISTICAL UNITS:**

Farm

**POPULATION SIZE:**

365

CLASSIFICATION:**GEOGRAPHIC COVERAGE:**

Quebec

**SIC COVERAGE:**

SIC-E 1980 - 0151 (part of, activity based)

DISSEMINATION:**RELEASE TIME:**

May following the reference calendar year

**PUBLICATIONS (CATALOGUED):**

22-003

**GEOGRAPHIC UNITS DISSEMINATED:**

Quebec

**OTHER PUBLICATIONS:**

"Fruits Quebec"

**CANSIM MATRICES:**

1404

CONTACT PERSON: *Linda Brazeau; (613) 951-0574; Liaison Officer, Horticulture Crops Unit;  
Agriculture Division*

**31-3413 Strawberry Growers' Survey**

This annual survey collects information on the production of strawberries in the province of Quebec. Data collected include area, quantity and price of strawberries by form of marketing.

**MAIN TOPICS:**

*Strawberry growers, land area cultivated, crop production and disposition statistics*

*Strawberries, production and value of fresh market sales, and production and value of sales to food processors*

*Strawberries, crop disposition, by form of marketing*

COLLECTION:

**START DATE:**  
1958

**REFERENCE PERIOD:**  
Calendar year

**DATA COLLECTION METHOD(S):**  
100% Self-completion, mail out/mail back

**FREQUENCY:**  
Annual

**TYPE OF SURVEY:**  
Census

**COLLECTION PERIOD:**  
From July to September

POPULATION:

**TARGET UNIVERSE:**  
Farms reporting strawberries

**STATISTICAL UNITS:**  
Farm

**POPULATION SIZE:**  
772

CLASSIFICATION:

**GEOGRAPHIC COVERAGE:**  
Quebec

**SIC COVERAGE:**  
SIC-E 1980 - 0151 (part of, activity based)

DISSEMINATION:

**RELEASE TIME:**  
May following the reference calendar year

**PUBLICATIONS (CATALOGUED):**  
22-003

**GEOGRAPHIC UNITS DISSEMINATED:**  
Quebec

**OTHER PUBLICATIONS:**  
"Fruits Quebec"

**CANSIM MATRICES:**  
1405

CONTACT PERSON: *Linda Brazeau; (613) 951-0574; Liaison Officer, Horticultural Crops Unit; Agriculture Division*

**31-3414 Maple Products Survey**

This annual survey collects data to provide estimates of Canadian production and value of maple products in Canada.

**MAIN TOPICS:**

*Maple products, production and value and average price statistics*

*Maple taps*

*Maple syrup*

*Maple sugar*

Maple taffy  
Maple butter

COLLECTION:**START DATE:**

1924

**REFERENCE PERIOD:**

Calendar year

**DATA COLLECTION METHOD(S):**

100% Self-completion, mail out/mail back

**FREQUENCY:**

Annual

**TYPE OF SURVEY:**

Census

**COLLECTION PERIOD:**

From April to June

POPULATION:**TARGET UNIVERSE:**

Farms producing maple syrup

**STATISTICAL UNITS:**

Farm

**POPULATION SIZE:**

10,000

CLASSIFICATION:**GEOGRAPHIC COVERAGE:**

Nova Scotia; New Brunswick; Quebec; Ontario

**SIC COVERAGE:**

SIC-E 1980 - 0169 (part of, activity based)

**GEOGRAPHIC CODING - MICRO DATA:**

Census division

DISSEMINATION:**RELEASE TIME:**

October of the current reference calendar year

**CANSIM MATRICES:**

1057

**GEOGRAPHIC UNITS DISSEMINATED:**Canada; Nova Scotia; New Brunswick; Quebec;  
Ontario**PUBLICATIONS (NON-CATALOGUED):**Statistical Bulletin "Production and Value of Honey  
and Maple Products"

CONTACT PERSON: Linda Brazeau; (613) 951-0574; Horticultural Crops Unit;  
Agriculture Division

**31-3415 Annual Sod and Nursery Survey**

This annual survey collects data from all known commercial sod and nursery operators in Canada with gross sales of at least \$75,000. The data cover structure of business, land used, labour cost and value of sales.

**MAIN TOPICS:**

*Sod and nursery growing operations, land area used, labour cost, production and value of sales of nursery stocks*  
*Sod and nursery growing operations, by type of business structure*  
*Sod and nursery growing operations, employees, payroll, and expenditures*  
*Ornamental and fruit nursery stock, value of stock sold, by type of sale*  
*Sod growing industry, area of sod grown and sold, value of sod sold, value of sod purchased*

**COLLECTION:**

**START DATE:**  
1956

**REFERENCE PERIOD:**  
Calendar year

**DATA COLLECTION METHOD(S):**  
100% Telephone interview

**FREQUENCY:**  
Annual

**TYPE OF SURVEY:**  
Census

**COLLECTION PERIOD:**  
March

**POPULATION:**

**TARGET UNIVERSE:**  
Sod and nursery growing operations with gross sales  
of at least \$75,000

**POPULATION SIZE:**  
500

**STATISTICAL UNITS:**  
Farm

**CLASSIFICATION:**

**GEOGRAPHIC COVERAGE:**  
Provinces

**SIC COVERAGE:**  
SIC-E 1980 - 0163 (activity based)

**GEOGRAPHIC CODING - MICRO DATA:**  
Census division

**DISSEMINATION:**

**RELEASE TIME:**  
June following the reference calendar year

**PUBLICATIONS (CATALOGUED):**  
22-203

**GEOGRAPHIC UNITS DISSEMINATED:**  
Provinces

**OTHER STATISTICAL DATA PRODUCTS:**  
Customised tabulation or data file

**CONTACT PERSON:** *Les Macartney; (613) 951-3854; Analyst, Horticultural Crops Unit;  
Agriculture Division*



**31-3416 Annual Greenhouse Survey**

This survey collects data from all known greenhouse operators in Canada with at least 7,500 square feet under glass or plastic. The data cover business structure, area used, investment, energy and labour cost, production, and value of sales of greenhouse stocks.

**MAIN TOPICS:**

*Greenhouse industry, area in operation, labour and production cost, and value of sales of greenhouse stocks*

*Greenhouse operations, establishments, by type of business structure, crop area under glass and plastic*

*Greenhouse vegetables, production and farm value by type of crop*

*Greenhouse flower production by variety*

*Greenhouse flowers and plants, production and sales value, by type of sale*

*Greenhouse ornamental flowers and plants, sales by variety*

*Greenhouse operations, employees, payroll and labour cost, investment cost, purchases and fuel cost, by type of expenditures*

*Greenhouse industry, internal structure analysis*

**COLLECTION:****START DATE:**

1955

**REFERENCE PERIOD:**

Calendar year

**DATA COLLECTION METHOD(S):**

100% Telephone interview

**FREQUENCY:**

Annual

**TYPE OF SURVEY:**

Census

**COLLECTION PERIOD:**

April

**POPULATION:****TARGET UNIVERSE:**

Greenhouse growing operations with at least 7,500 square feet under glass or plastic

**POPULATION SIZE:**

1,500

**STATISTICAL UNITS:**

Farm

**CLASSIFICATION:****GEOGRAPHIC COVERAGE:**

Provinces

**SIC COVERAGE:**

SIC-E 1980 - 0162 (activity based)

**GEOGRAPHIC CODING - MICRO DATA:**

Census division

**DISSEMINATION:****RELEASE TIME:**

June following the reference calendar year

**GEOGRAPHIC UNITS DISSEMINATED:**

Provinces

**CANSIM MATRICES:**  
1058

**OTHER STATISTICAL DATA PRODUCTS:**  
Customised tabulation or data file

**PUBLICATIONS (CATALOGUED):**  
22-202

**CONTACT PERSON:** *Ron Brzezinski; (613) 951-3866; Analyst, Horticultural Crops Unit;  
Agriculture Division*

---

### 31-3417 Commercial Beekeepers Survey

This annual survey gathers preliminary yield indications for the honey crop in Canada.

**MAIN TOPICS:**

*Commercial beekeepers, and established producing colonies of bees in operation  
Colonies of bees and expected average yield of honey per colony*

**COLLECTION:**

**START DATE:**  
1952

**REFERENCE PERIOD:**  
Calendar year

**DATA COLLECTION METHOD(S):**  
70% Self-completion, mail out/mail back; 30%  
Other - Aggregate data provided by provinces

**FREQUENCY:**  
Annual

**TYPE OF SURVEY:**  
Census

**COLLECTION PERIOD:**  
From August to September

**POPULATION:**

**TARGET UNIVERSE:**  
Beekeeping operations with greater than a certain  
number of hives

**POPULATION SIZE:**  
300

**STATISTICAL UNITS:**  
Farm

**CLASSIFICATION:**

**GEOGRAPHIC COVERAGE:**  
Provinces

**SIC COVERAGE:**  
SIC-E 1980 - 0121 (activity based)

**GEOGRAPHIC CODING - MICRO DATA:**  
Census division

DISSEMINATION:**RELEASE TIME:**

October of the current reference calendar year

**CANSIM MATRICES:**

1056

**GEOGRAPHIC UNITS DISSEMINATED:**

Canada; Nova Scotia; New Brunswick; Prince Edward Island; Quebec; Ontario; Manitoba; Saskatchewan; Alberta; British Columbia

**PUBLICATIONS (NON-CATALOGUED):**

Statistical bulletin

**OTHER STATISTICAL DATA PRODUCTS:**

Customised tabulation or data file

CONTACT PERSON: *Les Macartney; (613) 951-3854; Analyst, Horticultural Crops Unit; Agriculture Division*

---

**31-3419 Honey Production, Value and Colonies Survey**

This annual survey collects information on the production and value of honey and on the number of active beekeepers and colonies in Canada.

**MAIN TOPICS:***Beekeeping and honey industry, production and sales value of honey and wax products, by type of crop*COLLECTION:**START DATE:**

1952

**REFERENCE PERIOD:**

Calendar year

**DATA COLLECTION METHOD(S):**

70% Self-completion, mail out/mail back; 30% Other - Aggregate data provided by provinces

**FREQUENCY:**

Annual

**TYPE OF SURVEY:**

Census

**COLLECTION PERIOD:**

From July to September

POPULATION:**TARGET UNIVERSE:**

Honey beekeeping operations

**STATISTICAL UNITS:**

Farm

**POPULATION SIZE:**

3,000

CLASSIFICATION:**GEOGRAPHIC COVERAGE:**

Provinces

**GEOGRAPHIC CODING - MICRO DATA:**

Census division

**SIC COVERAGE:**

SIC-E 1980 - 0121 (activity based)

**DISSEMINATION:****RELEASE TIME:**

October following the reference calendar year

**CANSIM MATRICES:**

1056

**GEOGRAPHIC UNITS DISSEMINATED:**

Canada; Nova Scotia; New Brunswick; Prince Edward Island; Manitoba; Saskatchewan; Alberta; British Columbia

**PUBLICATIONS (CATALOGUED):**

23-211

**OTHER STATISTICAL DATA PRODUCTS:**

Customised tabulation or data file

**CONTACT PERSON:** *Les Macartney; (613) 951-3857; Analyst, Horticultural Crops Unit; Agriculture Division***31-3420 Special Potato Survey - Alberta**

This annual survey collects data on potato area, production and value in Alberta.

**MAIN TOPICS:***Potato, land area planted, area harvested, potato production, and farm value  
Potato production by type of product use  
Potato prices, average price received per ton or tonne, at the farm for bulk sale***COLLECTION:****START DATE:**

1976

**REFERENCE PERIOD:**

Crop year

**DATA COLLECTION METHOD(S):**

100% Self-completion, mail out/mail back

**FREQUENCY:**

Annual

**TYPE OF SURVEY:**

Census

**COLLECTION PERIOD:**

From October to November

**POPULATION:****TARGET UNIVERSE:**

Alberta potato producers

**STATISTICAL UNITS:**

Farm

**POPULATION SIZE:**

300



CLASSIFICATION:**GEOGRAPHIC COVERAGE:**

Alberta

**SIC COVERAGE:**

SIC-E 1980 - 0138

**GEOGRAPHIC CODING - MICRO DATA:**

7 digit SGC codes - 1986

DISSEMINATION:**RELEASE TIME:**

November of the reference crop year

**PUBLICATIONS (CATALOGUED):**

22-003

**GEOGRAPHIC UNITS DISSEMINATED:**

Alberta

**PUBLICATIONS (NON-CATALOGUED):**

Statistical Bulletin - "Canadian Potato Production"

**CANSIM MATRICES:**

1044

CONTACT PERSON: *Barbara McLaughlin; (902) 893-7251; Agriculture Division, Truro N.S.;  
Paul Murray; (613) 951-0374; Head, Horticultural Crops Unit;  
Agriculture Division*

**31-3421 Egg Producers Report**

This quarterly survey collects data on egg production in Canada, including hen and pullet inventories, length of lay, incidence of moulting, production and value of eggs for market and hatching, home consumption of eggs and stewing hens, and quantity and value of stewing hens sold for processing.

**MAIN TOPICS:***Eggs, production, stocks, disposition and farm prices of eggs sold**Poultry farms, pullets and pullet chicks on farm, eggs laid, and eggs sold**Eggs, supply and disposition: eggs sold for consumption, eggs sold for processing, eggs used by producers, and eggs imported and exported**Chick placements, laying type, and disposal of flocks*COLLECTION:**START DATE:**

1920

**REFERENCE PERIOD:**

First day of quarter; Last week of quarter; Quarter (depending on question)

**DATA COLLECTION METHOD(S):**

95% Telephone interview; 5% Self-completion, mail out/mail back

**FREQUENCY:**

Quarterly

**TYPE OF SURVEY:**

Sample

**COLLECTION PERIOD:**

From the 1st to the 10th of the month, each quarter

POPULATION:

**TARGET UNIVERSE:**  
All Canadian egg producers

**STATISTICAL UNITS:**  
Farm

**POPULATION SIZE:**  
10,000

CLASSIFICATION:

**GEOGRAPHIC COVERAGE:**  
Provinces

**SIC COVERAGE:**  
SIC-E 1980 - 0114

**GEOGRAPHIC CODING - MICRO DATA:**  
Province; Census division

DISSEMINATION:

**RELEASE TIME:**  
6 weeks after the reference month

**PUBLICATIONS (CATALOGUED):**  
23-202

**GEOGRAPHIC UNITS DISSEMINATED:**  
Provinces

**PUBLICATIONS (NON-CATALOGUED):**  
Statistical Bulletin - "Production and Stocks of Eggs  
and Poultry"

**CANSIM MATRICES:**  
1144-1146

CONTACT PERSON: *Benoit Levesque; (613) 951-2550; Poultry and Egg Analyst;  
Agriculture Division*

**31-3423 Stocks of Frozen Meat Products - Monthly**

This monthly survey collects data on stocks and kinds of meat products in cold storage, held by warehouses (public and private), meat packing plants and large chain stores.

**MAIN TOPICS:**

*Frozen meat stocks in cold storage by kind and classification*  
*Pork, domestic and imported meats, by classification*  
*Beef, domestic and imported meats, by classification*  
*Veal, domestic and imported meats, by classification*  
*Mutton and lamb, domestic and imported meats, by classification*  
*Fancy meats, by kind*

COLLECTION:

**START DATE:**  
1949

**DATA COLLECTION METHOD(S):**  
100% Self-completion, mail out/mail back

**TYPE OF SURVEY:**

Census

**FREQUENCY:**

Monthly

**REFERENCE PERIOD:**

First business day of the month

**COLLECTION PERIOD:**

From last week of one month to end of 2nd week of following month

**POPULATION:****TARGET UNIVERSE:**

All warehouses (public and private), meat packing plants, abattoirs, and large chain stores holding large quantities of frozen meat products

**POPULATION SIZE:**

220

**STATISTICAL UNITS:**

Holder of large stocks of frozen meat products

**CLASSIFICATION:****GEOGRAPHIC COVERAGE:**

Canada

**SIC COVERAGE:**

SIC-E 1980 - 101, 4791, 5217, 601 (part of)

**DISSEMINATION:****RELEASE TIME:**

1 month after the reference month

**CANSIM MATRICES:**

87;9517-9525

**GEOGRAPHIC UNITS DISSEMINATED:**

Canada; Quebec; Ontario; Manitoba; Saskatchewan; Alberta; British Columbia; Maritimes

**PUBLICATIONS (NON-CATALOGUED):**

Statistical Bulletin of Frozen Meat Products

**REFERENCE DOCUMENTS:**

21-602

**CONTACT PERSON:** Daniel Fortin; (613) 951-8726; Analyst;  
Agriculture Division

---

**31-3424 Inventory of Edible Dried Egg Products**

This monthly survey collects data on stocks of edible dried egg products in storage in Canada.

**MAIN TOPICS:***Edible dried egg products, stocks in cold storage by type of product**Dried whole eggs**Dried egg yolk and mixes**Dried egg white/dried albumen*

COLLECTION:**START DATE:**

1948

**DATA COLLECTION METHOD(S):**

100% Self-completion, mail out/mail back

**TYPE OF SURVEY:**

Census

**REFERENCE PERIOD:**

First business day of month

**FREQUENCY:**

Monthly

**COLLECTION PERIOD:**

From the 1st to the 10th of the month

POPULATION:**TARGET UNIVERSE:**

All Canadian storages with stocks of edible dried egg products

**POPULATION SIZE:**

25

**STATISTICAL UNITS:**

Establishment

CLASSIFICATION:**GEOGRAPHIC COVERAGE:**

Provinces

**GEOGRAPHIC CODING - MICRO DATA:**

Province

DISSEMINATION:**RELEASE TIME:**

The 15th day of the current month

**CANSIM MATRICES:**

5677

**GEOGRAPHIC UNITS DISSEMINATED:**

Canada; Provinces

**PUBLICATIONS (CATALOGUED):**

23-003

CONTACT PERSON: *Benoit Levesque; (613) 951-2550; Poultry and Egg Analyst;  
Agriculture Division*

**31-3425 Inventory Statement of Frozen Eggs and Poultry Products**

This survey collects monthly data from 250 establishments on stocks of poultry and eggs in cold storage in Canada.

**MAIN TOPICS:***Frozen poultry meat and frozen eggs, stock in storage, by classification**Frozen whole eggs**Frozen yolk**Frozen whites or albumen**Frozen chicken by grade: whole birds, comish hens, chicken cuts**Frozen stewing hens: whole birds and parts, cooked, uncooked**Frozen turkey: cuts and parts, further processed*



*Frozen duck: whole birds, parts*

*Frozen goose: whole birds, parts*

*Frozen meats unclassified: fat, skin, necks, giblets, nuggets, patties, etc.*

**COLLECTION:**

**START DATE:**

1934

**REFERENCE PERIOD:**

First business day of the month

**DATA COLLECTION METHOD(S):**

100% Self-completion, mail out/mail back

**FREQUENCY:**

Monthly

**TYPE OF SURVEY:**

Census

**COLLECTION PERIOD:**

From the 1st to the 10th of the month

**POPULATION:**

**TARGET UNIVERSE:**

All Canadian storages with stocks of frozen eggs and poultry

**POPULATION SIZE:**

250

**STATISTICAL UNITS:**

Establishment

**CLASSIFICATION:**

**GEOGRAPHIC COVERAGE:**

Provinces

**GEOGRAPHIC CODING - MICRO DATA:**

Province

**DISSEMINATION:**

**RELEASE TIME:**

The 15th day of the current month

**CANSIM MATRICES:**

5675;5676

**GEOGRAPHIC UNITS DISSEMINATED:**

Canada; Provinces

**PUBLICATIONS (CATALOGUED):**

23-003

**CONTACT PERSON:** *Benoit Levesque; (613) 951-2549; Poultry and Egg Analyst;  
Agriculture Division*

**31-3426 Fur Farm Report - Mink**

This annual survey collects data from fur farms to prepare provincial estimates of production, supply and disposition, inventories, peltings and values.

**MAIN TOPICS:**

*Mink farming industry, mink fur production, supply and disposition, and operational statistics*

*Fur farms, mink breeders or ranchers, reporting*

*Mink on farm supply and disposition*

*Mink pelted, production and value, by colour type or genetic type*

*Live mink and mink pelts, exports, number and value, by country of destination*

*Live mink and mink pelts, imports, number and value, by country of origin*

COLLECTION:

**START DATE:**

1919

**REFERENCE PERIOD:**

Calendar year

**DATA COLLECTION METHOD(S):**

100% Self-completion, mail out/mail back

**FREQUENCY:**

Annual

**TYPE OF SURVEY:**

Census

**COLLECTION PERIOD:**

From January 1 to June 30

POPULATION:

**TARGET UNIVERSE:**

All mink farms

**STATISTICAL UNITS:**

Farm

**POPULATION SIZE:**

336

CLASSIFICATION:

**GEOGRAPHIC COVERAGE:**

Provinces

**SIC COVERAGE:**

SIC-E 1980 - 0123 (part of)

**GEOGRAPHIC CODING - MICRO DATA:**

7 digit SGC codes - 1986

DISSEMINATION:

**RELEASE TIME:**

8 months after the reference calendar year

**PUBLICATIONS (CATALOGUED):**

23-208

**GEOGRAPHIC UNITS DISSEMINATED:**

Provinces

**REFERENCE DOCUMENTS:**

21-602E (no. 2)

**CANSIM MATRICES:**

3400-3413

CONTACT PERSON: *Peter Meszaros; (613) 951-2510; Fur Analyst;  
Agriculture Division*

### 31-3427 Fur Farm Report - Foxes

This annual survey collects data from fur farms to prepare provincial estimates of production, supply and disposition, inventories, peltings and values.

**MAIN TOPICS:**

*Fox fur farming industry, fox fur production, supply, disposition and operational statistics*  
*Fur farms, fox breeders or ranchers, reporting*  
*Foxes on farms, supply and disposition*  
*Foxes pelted, production and value, by colour type or genetic type*  
*Live foxes and undressed fox pelts, exports, number and value, by country of destination*  
*Live foxes and fox pelts, imports, number and value, by country of origin*

**COLLECTION:****START DATE:**

1919

**REFERENCE PERIOD:**

Calendar year

**DATA COLLECTION METHOD(S):**

100% Self-completion, mail out/mail back

**FREQUENCY:**

Annual

**TYPE OF SURVEY:**

Census

**COLLECTION PERIOD:**

From January 1 to June 30

**POPULATION:****TARGET UNIVERSE:**

All fox farms

**STATISTICAL UNITS:**

Farm

**POPULATION SIZE:**

764

**CLASSIFICATION:****GEOGRAPHIC COVERAGE:**

Provinces

**SIC COVERAGE:**

SIC-E 1980 - 0123 (part of)

**GEOGRAPHIC CODING - MICRO DATA:**

7 digit SGC codes - 1986

**DISSEMINATION:****RELEASE TIME:**

8 months after the reference calendar year

**PUBLICATIONS (CATALOGUED):**

23-208

**GEOGRAPHIC UNITS DISSEMINATED:**

Provinces

**REFERENCE DOCUMENTS:**

21-602E (no. 2)

**CANSIM MATRICES:**

3413;3414

**CONTACT PERSON:** *Peter Meszaros; (613) 951-2510; Fur Analyst;  
Agriculture Division*

---

### 31-3428 Census of Wildlife Pelt Production

This annual survey collects data on wildlife pelts produced in Canada.

#### MAIN TOPICS:

*Wildlife fur industry, raw fur pelts production statistics*  
*Wildlife raw fur pelts, production, number and value to trappers, by colour type or genetic type, by season*  
*Wild bear, fur pelts, production by colour type*  
*Wild beaver, fur pelts*  
*Wild fox, fur pelts, production, by colour type*  
*Wild mink, fur pelts, production, by colour type*  
*Otter, fur pelts, production*  
*Muskrat, fur pelts, production*  
*Raccoon, fur pelts, production*  
*Hair seal, fur pelts, production*  
*Wildlife raw furs, undressed pelts, exports, number and value of pelts by species*  
*Wildlife raw furs, undressed pelts, imports, number and value of pelts by species*

#### COLLECTION:

##### START DATE:

1919

##### REFERENCE PERIOD:

Fur year (ending June 30)

##### DATA COLLECTION METHOD(S):

100% Extraction from administrative files

##### FREQUENCY:

Annual

##### TYPE OF SURVEY:

Census

#### POPULATION:

##### TARGET UNIVERSE:

All licensed trappers

##### STATISTICAL UNITS:

Trapper

#### CLASSIFICATION:

##### GEOGRAPHIC COVERAGE:

Canada

##### SIC COVERAGE:

SIC-E 1980 - 0331

#### DISSEMINATION:

##### RELEASE TIME:

9 months after the reference fur year

##### CANSIM MATRICES:

5692-5699;9511-9515

##### GEOGRAPHIC UNITS DISSEMINATED:

Canada; Provinces; Territories

##### PUBLICATIONS (CATALOGUED):

23-207



**REFERENCE DOCUMENTS:**

21-602E (no. 2)

**CONTACT PERSON:** *Peter Meszaros; (613) 951-2510; Fur Analyst;  
Agriculture Division*

---

**31-3429 Skim Milk Powder Sales**

This survey collects monthly data from skim milk powder manufacturers, on production and sales, in quantity and value in Quebec and Ontario.

**MAIN TOPICS:***Skim milk powder industry, production and sales, quantity and value**Spray process skim milk powder**Skim milk powder for feed**Skim milk powder, domestic sales by type, by price range**Skim milk powder exports***COLLECTION:****START DATE:**

1963-04

**REFERENCE PERIOD:**

Month

**DATA COLLECTION METHOD(S):**

100% Self-completion, mail out/mail back

**FREQUENCY:**

Monthly

**TYPE OF SURVEY:**

Census

**COLLECTION PERIOD:**

From the 1st day of the month to the 12th day of the month

**POPULATION:****TARGET UNIVERSE:**

Skim milk powder manufacturers in Quebec and Ontario

**POPULATION SIZE:**

17

**STATISTICAL UNITS:**

Establishment

**CLASSIFICATION:****GEOGRAPHIC COVERAGE:**

Quebec; Ontario

**SIC COVERAGE:**

SIC-E 1980 - 1049 (part of)

**DISSEMINATION:****RELEASE TIME:**

6 weeks after the reference month

**GEOGRAPHIC UNITS DISSEMINATED:**

Quebec; Ontario

**PUBLICATIONS (CATALOGUED):**

23-001

CONTACT PERSON: *Russell Kowaluk; (613) 951-2508; Analyst;  
Agriculture Division*

**31-3430 Dairy Factory Production and Stocks**

This monthly survey collects data about dairy processors in Canada, covering production, stocks, supply, sales, utilization and disposition of dairy products.

**MAIN TOPICS:**

*Dairy products, production, stock, supply, sales, utilization, and disposition statistics, by month*

*Fluid milk and cream dairies, commercial sales, by purpose, and by type of milk or cream product*

*Dairy products, production, by type of product*

*Ice cream and ice cream mix, production, by type of product*

*Fluid milk*

*Dairy products, stock in cold storages, warehouses and dairy factories, owned and held by or for dairy manufacturers, by type of product*

*Industrial milk and cream, utilization and production, by class of dairy products*

*Milk products and milk by-products, monthly supply and disposition detail, by type of product*

*Milk products and milk by-products, imports, exports, and domestic disappearance, by type of dairy product*

*Fluid milk, by specified variety*

*Cream by specified variety*

*Cheese, by specified variety*

*Cottage cheese*

*Concentrated milk, by specified variety*

*Sweetened concentrated milk, by specified variety*

*Butter, by specified variety*

*Yogurt*

*Milk powder, by specified variety*

*Egg nog*

**COLLECTION:****START DATE:**

1920

**REFERENCE PERIOD:**

Month

**DATA COLLECTION METHOD(S):**

100% Self-completion, mail out/mail back

**FREQUENCY:**

Monthly

**TYPE OF SURVEY:**

Census

**COLLECTION PERIOD:**

From the 1st day of the month to the 12th day of the month

POPULATION:

**TARGET UNIVERSE:**  
Dairy processors in Canada

**STATISTICAL UNITS:**  
Establishment

**POPULATION SIZE:**  
22

CLASSIFICATION:

**GEOGRAPHIC COVERAGE:**  
Canada

**SIC COVERAGE:**  
SIC-E 1980 - 1041, 1049

DISSEMINATION:

**RELEASE TIME:**  
6 weeks after the reference month

**PUBLICATIONS (CATALOGUED):**  
23-001

**GEOGRAPHIC UNITS DISSEMINATED:**  
Canada; Provinces

**REFERENCE DOCUMENTS:**  
"Data Collection and Estimating Procedures of the Livestock and Poultry Unit", Methodology Paper Number 2, Agriculture Division

**CANSIM MATRICES:**  
3428;5632-5638;5652-5667;5673

CONTACT PERSON: *Russell Kowaluk; (613) 951-2508; Analyst; Agriculture Division*

**31-3431 Inventory Statement of Butter and Cheese**

This monthly survey collects data about butter and cheese stocks from cold storage warehouses, covering production and stocks held by specified variety.

**MAIN TOPICS:**

*Butter and cheese, production and stocks, statistics*  
*Imported butter products, and cheese, stocks held, by type of product*  
*Domestic butter products, and cheese stocks held, by type of product*  
*Creamery butter, imported and domestic, stocks held*  
*Whey butter, imported and domestic, stocks held*  
*Butter oil, imported and domestic, stocks held*  
*Cheese, imported and domestic, stocks held by specified varieties*

COLLECTION:

**START DATE:**  
1920

**DATA COLLECTION METHOD(S):**  
100% Self-completion, mail out/mail back

**TYPE OF SURVEY:**

Census

**FREQUENCY:**

Monthly

**REFERENCE PERIOD:**

1st day of month

**COLLECTION PERIOD:**

From the 1st day of the month to the 6th day of the month

POPULATION:**TARGET UNIVERSE:**

All public cold storage warehouses in Canada

**STATISTICAL UNITS:**

Cold storage warehouse

**POPULATION SIZE:**

72

CLASSIFICATION:**GEOGRAPHIC COVERAGE:**

Canada

**SIC COVERAGE:**

SIC-E 1980 - 0149

DISSEMINATION:**RELEASE TIME:**

1 month after the reference month

**PUBLICATIONS (CATALOGUED):**

23-001

**GEOGRAPHIC UNITS DISSEMINATED:**

Canada; Provinces; Other: Regions

**PUBLICATIONS (NON-CATALOGUED):**

"Dairy Review"

**CANSIM MATRICES:**

5667

**OTHER PUBLICATIONS:**

"Dairy Market Report" - Agriculture Canada

CONTACT PERSON: *Dave Burroughs; (613) 951-2511; Analyst;  
Agriculture Division*

### 31-3432 Milk Sold Off Farms and Cash Receipts from the Sale of Milk

This statistical program collects monthly administrative data from provincial milk marketing agencies in Canada, covering dairy farms, fluid milk production, sales off farm and cash receipts.

**MAIN TOPICS:**

*Dairy farms, fluid milk, production and sales statistics*

*Fluid milk, sold off farm, volume sales, by type, by purpose*

*Fluid milk, sold off farm, cash receipts, by detail*



COLLECTION:

**START DATE:**  
1976

**REFERENCE PERIOD:**  
Month

**DATA COLLECTION METHOD(S):**  
100% Administrative

**FREQUENCY:**  
Monthly

**TYPE OF SURVEY:**  
Census

POPULATION:

**TARGET UNIVERSE:**  
Dairy farms

**STATISTICAL UNITS:**  
Farm

**POPULATION SIZE:**  
32,678

CLASSIFICATION:

**GEOGRAPHIC COVERAGE:**  
Canada

**SIC COVERAGE:**  
SIC-E 1980 - 0111

DISSEMINATION:

**RELEASE TIME:**  
6 weeks after the reference month

**PUBLICATIONS (CATALOGUED):**  
23-001

**GEOGRAPHIC UNITS DISSEMINATED:**  
Canada; Nova Scotia; New Brunswick; Prince  
Edward Island; Quebec; Ontario; Manitoba;  
Saskatchewan; Alberta; British Columbia

**OTHER PUBLICATIONS:**  
"Dairy Market Report" - Agriculture Canada

**CANSIM MATRICES:**  
5650;5651

**REFERENCE DOCUMENTS:**  
"Data Collection and Estimating Procedures of the  
Livestock and Poultry Unit", Methodology paper  
No. 2, Agriculture Division

**CONTACT PERSON:** *Russell Kowaluk; (613) 951-2508; Analyst;  
Agriculture Division*

**31-3434 Survey of Livestock Slaughter**

This survey collects quarterly data on the number of pigs, cattle, calves, sheep and lambs slaughtered.

**MAIN TOPICS:**

*Livestock slaughtered in federally inspected establishments, by type of livestock*  
*Cattle and calves, slaughtered*  
*Hogs/pigs, slaughtered*  
*Sheep and lambs slaughtered*

**NOTES:**

Publications (Catalogued): Data published at national level only.

**COLLECTION:****START DATE:**

1954

**REFERENCE PERIOD:**

Quarter

**DATA COLLECTION METHOD(S):**

100% Self-completion, mail out/mail back

**FREQUENCY:**

Quarterly

**TYPE OF SURVEY:**

Census

**COLLECTION PERIOD:**

From 3 days before beginning of quarter to 6 weeks after beginning of quarter

**POPULATION:****TARGET UNIVERSE:**

All slaughter plants

**STATISTICAL UNITS:**

Establishment

**POPULATION SIZE:**

150

**CLASSIFICATION:****GEOGRAPHIC COVERAGE:**

Canada

**SIC COVERAGE:**

SIC-E 1980 - 1011 (part of)

**DISSEMINATION:****RELEASE TIME:**

Pig data: 8 weeks after the reference quarter; Other data: 8 weeks after the reference half-year

**OTHER STATISTICAL DATA PRODUCTS:**

Standard tabulation or data file -  
Name: Provincial Data  
Method(s) of dissemination: a) Hard copy/printout,  
b) Diskette

**GEOGRAPHIC UNITS DISSEMINATED:**

Canada; Provinces

**PUBLICATIONS (CATALOGUED):**

23-008 (See NOTES)

**CONTACT PERSON:** *Bernie Rosien; (613) 951-8716; Head, Livestock and Poultry Unit; Agriculture Division*

**31-3436 Farm Price Report**

This monthly survey collects provincial data on average prices received by farmers for agricultural products.

**MAIN TOPICS:**

*Farm product price indexes, 1986=100, by type of farm product category, by province  
Crops, price indexes, and sub-indexes, 1986=100, by type of crop*

*Oilseeds, price indexes, 1986=100*

*Livestock and animal products, price indexes, and sub-indexes, 1986=100, by type of livestock*

*Cereals, price indexes, 1986=100*

*Hogs, price indexes, 1986=100*

*Poultry, price indexes, 1986=100*

*Eggs, price indexes, 1986=100*

*Dairy products, price indexes, 1986=100*

*Potatoes, price indexes, 1986=100*

*Cattle, price indexes, 1986=100*

*Fruits, price indexes, 1986=100*

*Vegetables, price indexes, 1986=100*

**COLLECTION:**

**START DATE:**

1930

**DATA COLLECTION METHOD(S):**

100% Self-completion, mail out/mail back

**TYPE OF SURVEY:**

Sample

**REFERENCE PERIOD:**

Middle of current month

**FREQUENCY:**

Monthly

**COLLECTION PERIOD:**

From the 5th of the reference month to the 15th of the following month

**POPULATION:**

**TARGET UNIVERSE:**

All farms in the 10 provinces

**STATISTICAL UNITS:**

Farm

**POPULATION SIZE:**

293,089

**CLASSIFICATION:**

**GEOGRAPHIC COVERAGE:**

Provinces

**SIC COVERAGE:**

SIC-E 1980 - Major group 01

**GEOGRAPHIC CODING - MICRO DATA:**

7 digit SGC codes - 1986

**DISSEMINATION:**

**RELEASE TIME:**

42 days after the reference month

**CANSIM MATRICES:**

176

**GEOGRAPHIC UNITS DISSEMINATED:**

Provinces

**PUBLICATIONS (CATALOGUED):**

21-603; 62-003

**OTHER PUBLICATIONS:**

A number of publications produced by various federal and provincial departments and agencies

**REFERENCE DOCUMENTS:**

21-603, 62-003, Internal documents

Method(s) of dissemination: a) Hard copy/printout,  
b) Diskette

Customised tabulation or data file

**OTHER STATISTICAL DATA PRODUCTS:**

Standard tabulation or data file -

Name: Various files

**SOURCES FOR CUSTOMISED PRODUCTS:**

Name: Various files

Number of variables: 2

Main variables: Farm prices, Farm product price indexes

CONTACT PERSON: *Ed Hamilton; (613) 951-2441; Head, Farm Prices Unit;  
Agriculture Division*

---

**31-3437 Farm Cash Receipts**

This quarterly survey provides a measure of the value of agricultural products sold by the agriculture sector to other sectors of the economy.

**MAIN TOPICS:**

*Farming operations, agricultural products, cash receipts, by commodity group, and direct payments, for Canada and provinces*

*Potatoes, farm cash receipts*

*Grains and oilseeds, farm cash receipts*

*Poultry and eggs, farm cash receipts*

*Dairy products, farm cash receipts*

*Hogs, farm cash receipts*

*Fruits and vegetables, farm cash receipts*

*Cattle and calves, farm cash receipts*

*Field crops, farm cash receipts, by type of field crop*

*Livestock and products, farm cash receipts, by type of product*

*Fur farming, farm cash receipts*

*Forest and maple products, farm cash receipts*

*Farming operations, direct payments, by type of payment*

**NOTES:**

CANSIM Matrices: 155, 159, 162-170 (annual 1926-1970); 175, 450-459 (monthly 1926-1970).

**COLLECTION:****START DATE:**

1926

**REFERENCE PERIOD:**

Quarter

**DATA COLLECTION METHOD(S):**

100% Administrative

**FREQUENCY:**

Quarterly



POPULATION:**TARGET UNIVERSE:**

All agricultural commodities and government programs that provide direct payments to producers

CLASSIFICATION:**GEOGRAPHIC COVERAGE:**

Provinces

DISSEMINATION:**RELEASE TIME:**

45 to 50 days after the reference quarter

**GEOGRAPHIC UNITS DISSEMINATED:**

Provinces

**CANSIM MATRICES:**

155;159;162-170;175;450-459;3571-3592  
(See NOTES)

**PUBLICATIONS (CATALOGUED):**

21-001; 21-603

**OTHER PUBLICATIONS:**

"Farm Income Financial Conditions and Government Expenditures Data Book" - Agriculture Canada

"Handbook of Agricultural Statistics" - most provinces

**REFERENCE DOCUMENTS:**

21-603

CONTACT PERSON: *Ed Hamilton; (613) 951-2441; Assistant Head, Farm Cash Receipts Unit; Agriculture Division*

**STATISTICAL UNITS:**

Agricultural commodity and government program (agricultural)

**SIC COVERAGE:**

SIC-E 1980 - Major group 01

**OTHER STATISTICAL DATA PRODUCTS:**

Standard tabulation or data file -

Name: Farm Cash Receipts

Method(s) of dissemination: a) Hard copy/printout, b) Diskette, c) Tape

Customised tabulation or data file

**SOURCES FOR CUSTOMISED PRODUCTS:**

Name: Farm Cash Receipts

Number of variables: Approximately 60

Main variables: Data are provided on the quantities and prices of all agricultural products sold by farms including animal and livestock products, grains, legumes and grass seeds, fruits and vegetables, Data on direct payments are given including payments under the Western Grain Stabilization plan, federal and provincial income stabilization programs, the dairy subsidy and other programs, ASA - price stabilization, ASA - tripartite plans

**31-3438 Census of Agriculture**

This quinquennial survey collects data from operators of farms, ranches or other agricultural holdings. It focuses on the socio-economic characteristics of the farm operators, as well as the environment of the farm population.

**MAIN TOPICS:**

*Agricultural farms and farm operators, socio-economic profiles for Canada, provinces, territories and sub-provincial areas*

*Farm operators, age, sex, tenure, residence and type of farm organization*

*Farms, land area reported, by location, by size, by area owned, rented or leased, by land use*

*Agricultural land profile by land use*

*Improved farm land: utilization, by category of land use*

*Unimproved farm land: utilization, by category of land use*

*Farm area utilization, by type of crop, for:*

*- Field crops and horticultural products*

*- Grains*

*- Oilseeds*

*- Hay and fodder crops*

*- Tree fruits, cultivated berries and grapes*

*- Sod and nursery products*

*- Tobacco*

*- Vegetables*

*- Greenhouses and mushroom houses*

*Livestock, by category, by type*

*Poultry, by type, by age, by intention/purpose*

*Poultry, production by type*

*Cattle and calves, by type, by age, by purpose*

*Pigs, by type, by age, by weight, by purpose*

*Sheep and lambs, by type, by age*

*Fur bearing animals, by type*

*Maple trees, tappings*

*Bee colonies*

*Commercial fertilizer used, farm area fertilized by types of fertilizers*

*Farm area sprayed or dusted, by reason, by types of chemicals*

*Irrigation, land area irrigated by type of irrigation system, by source of water used*

*Subsurface drainage (tile), land area under drainage*

*Market value*

*- farm vehicles, machinery and equipment, by type*

*- farm capital, by type*

*- farm land and buildings*

*Farm business expenses, by type*

*Hired agricultural labour*

*Forest products, value of products sold*

*Agricultural products sold, gross value of sales*

*Farm operators, off-farm work, by type of work*

*Farms classified, by province*

*- by size, area and use of land*

*- by sales class*

*- by product type*

*Women farm operators, by product, type of farm, by province*

*Farms using computers, by province*

COLLECTION:**START DATE:**

1871

**DATA COLLECTION METHOD(S):**

94% Self-completion, drop off/pick up; 5% Self-completion, drop off/mail back; 1% Face to face interview

**TYPE OF SURVEY:**

Census

POPULATION:**TARGET UNIVERSE:**

All census farms

**POPULATION SIZE:**

293,089

CLASSIFICATION:**GEOGRAPHIC COVERAGE:**

Canada

**GEOGRAPHIC CODING - MICRO DATA:**

Postal codes; 7 digit SGC codes - 1986; FED/EA

DISSEMINATION:**RELEASE TIME:**

June 1987

**GEOGRAPHIC UNITS DISSEMINATED:**

Canada; Provinces; Territories; Subprovincial regions; Census divisions; Census subdivisions; Other: User-specified units

**PUBLICATIONS (CATALOGUED):**

1986 Census: 96-101 to 96-114; 1991 Census: 93-348; 93-350; 93-351; 95-306; 95-307; 95-310; 95-311; 95-317; 95-318; 95-323; 95-324; 95-335; 95-336; 95-356; 95-357; 95-363; 95-364; 95-370; 95-371; 95-382;

**REFERENCE PERIOD:**

Calendar year; Census Day

**FREQUENCY:**

Quinquennial

**COLLECTION PERIOD:**

From mid-May to the end of June

**STATISTICAL UNITS:**

Census farm; Farm operator

**SIC COVERAGE:**

SIC-E 1980 - Major group 01

95-383; 95-393; 95-394; Available in 1992: 96-303E; 96-303F; Available in 1993: 93-349; 96-303SE; 96-303SF; Available in 1994: 96-301; 96-302E; 96-302F

**OTHER STATISTICAL DATA PRODUCTS:**

Standard tabulation or data file -

Name: For a detailed list of products offered please refer to "Census of Agriculture - User's Guide" (catalogue no. 96-101)

Method(s) of dissemination: a) Hard copy/printout, b) Diskette, c) Tape

Customised tabulation or data file

Customised analytical studies

Other customised products

CONTACT PERSON: Lynda D. Kemp; (613) 951-8711; Project Leader;  
Agriculture Division

**31-3439 National Farm Survey (NFS)**

This annual survey collects data on the agricultural sector based on a sample of farming operations.

**MAIN TOPICS:**

*Agricultural farms, land tenure, size, production, income and expenditures, statistical data for Canada, provinces, and sub-provincial areas*

*Farms, land area reported, by type of organization, by area owned, rented or leased, and by land use*

*Field crops, farm area utilization, by category of crops, by type of crop*

*Poultry on farm, by category, by type*

*Cattle and calves on farm, by type*

*Pigs on farm, by type*

*Sheep and lambs on farm, by type*

*Livestock on farm, by category, by type*

*Sheep shorn and wool production, by weight*

*Farm business expenses, by type of expense*

*Farm capital value*

*Farm operators, income from farming operations*

*Agricultural and forest products, cash receipts*

**COLLECTION:****START DATE:**

1972

**DATA COLLECTION METHOD(S):**

82% Telephone interview; 18% Face to face interview

**TYPE OF SURVEY:**

Sample

**POPULATION:****TARGET UNIVERSE:**

All farms in Canadian provinces

**POPULATION SIZE:**

293,000

**CLASSIFICATION:****GEOGRAPHIC COVERAGE:**

Provinces

**GEOGRAPHIC CODING - MICRO DATA:**

7 digit SGC codes - 1986

**REFERENCE PERIOD:**

Previous calendar year for expenses and receipts;  
June 1 of previous and current year for land use;  
July 1 of current year for livestock inventories

**FREQUENCY:**

Annual

**COLLECTION PERIOD:**

From May 24 to July 9

**STATISTICAL UNITS:**

Farm

**SIC COVERAGE:**

SIC-E 1980 - Major Group 01



DISSEMINATION:**RELEASE TIME:**

Crop areas data are released 1 month after the reference day; Livestock numbers data are released 2 months after the reference day; Expense estimates data are released 11 months after the end of the reference calendar year

**GEOGRAPHIC UNITS DISSEMINATED:**

Provinces; Subprovincial regions - selected

**PUBLICATIONS (CATALOGUED):**

21-603; 22-002; 23-008; 23-203

CONTACT PERSON: Phillip Stevens; (613) 951-2435; Project Manager;  
Agriculture Division

**PUBLICATIONS (NON-CATALOGUED):**

"Farming Facts"

**OTHER STATISTICAL DATA PRODUCTS:**

Standard tabulation or data file -

Name: National Farm Survey

Method(s) of dissemination: a) Hard copy/printout,

b) Diskette, c) Tape

Customised tabulation or data file

**31-3440 Potato Objective Yield Survey/Eastern Potato Area Survey**

This annual survey provides statistics on potato farming, covering area planted, potato yields, production and farm value, in New Brunswick and Prince Edward Island.

**MAIN TOPICS:**

*Potato farming, area, yields and production statistics*

*Potato fields, by area planted/area harvested, by variety of potato*

*Potato yields, production and farm value, by variety of potato, by grade weight*

COLLECTION:**START DATE:**

1971

**REFERENCE PERIOD:**

Crop year

**DATA COLLECTION METHOD(S):**

50% Telephone interview; 50% Non-standard: Face to face personal interview combined with observation

**FREQUENCY:**

Annual

**COLLECTION PERIOD:**

From July to October

**TYPE OF SURVEY:**

Sample

POPULATION:**TARGET UNIVERSE:**

Potato producers in New Brunswick and Prince Edward Island

**POPULATION SIZE:**

1,055

**STATISTICAL UNITS:**

Farm

**CLASSIFICATION:****GEOGRAPHIC COVERAGE:**

New Brunswick; Prince Edward Island

**SIC COVERAGE:**

SIC-E 1980 - 0138

**GEOGRAPHIC CODING - MICRO DATA:**

7 digit SGC codes - 1986

**DISSEMINATION:****RELEASE TIME:**

July of the current year for area data and November of the current year for yield and production data

**CANSIM MATRICES:**

1044

**GEOGRAPHIC UNITS DISSEMINATED:**

New Brunswick; Prince Edward Island

**PUBLICATIONS (CATALOGUED):**

22-003

**PUBLICATIONS (NON-CATALOGUED):**

Statistical Bulletin - "Canadian Potato Production"

**CONTACT PERSON:** *Barbara McLaughlin; (902) 893-7251; Agriculture Division, Truro, N.S.; Paul Murray; (613) 951-0374; Head, Horticultural Crops Unit; Agriculture Division*

**31-3442 Seed Usage Survey**

This survey collects annual data from all known wholesale dealers of forage seed and seed corn in Canada.

**MAIN TOPICS:***Forage seed usage statistics**Forage seed shipments, by seed variety, by province**Seed corn trade statistics**Seed corn area planted**Seed corn sold for grain and fodder, and average retail price, by province**Seed corn for grain and fodder, exports and imports***COLLECTION:****START DATE:**

1978

**TYPE OF SURVEY:**

Census

**DATA COLLECTION METHOD(S):**

80% Self-completion, mail out/mail back; 20% Telephone interview

**REFERENCE PERIOD:**

Crop year

**FREQUENCY:**  
Annual

**COLLECTION PERIOD:**  
From July to September

POPULATION:

**TARGET UNIVERSE:**  
Wholesale dealers of forage seed and seed corn

**STATISTICAL UNITS:**  
Wholesale dealer

**POPULATION SIZE:**  
50

CLASSIFICATION:

**GEOGRAPHIC COVERAGE:**  
Quebec; Ontario

**SIC COVERAGE:**  
SIC-E 1980 - 5012

DISSEMINATION:

**RELEASE TIME:**  
2 to 3 months after the reference crop year

**OTHER STATISTICAL DATA PRODUCTS:**  
Standard tabulation or data file -  
Name: Forage Seed Usage Survey  
Method(s) of dissemination: Hard copy/printout

**GEOGRAPHIC UNITS DISSEMINATED:**  
Quebec; Ontario

CONTACT PERSON: *Glen Lennox; (613) 951-8719; Senior Analyst, Crop Reporting Unit;  
Agriculture Division*

### 31-3443 Miller's Annual Report

This survey collects annual milling data from the smaller mills, covering production and stocks of wheat and coarse grain milled for flour and other products, by type of product and by type of grain.

**MAIN TOPICS:**

*Milling industry, production and stocks  
Wheat milled for flour, quantity of wheat utilized, by type of wheat  
Wheat flour and products, production and stocks, by grade of flour or product  
Wheat offal/millfeeds, production and stocks  
Coarse grains, mill grindings for human consumption, by type of grain  
Coarse grain products for human consumption, production and stocks  
Coarse grain offal, production  
Oats/barley/rye/corn, mill-ground products for human consumption  
Milling capacity in operation, by crop year*

COLLECTION:

**START DATE:**  
1919

**DATA COLLECTION METHOD(S):**  
100% Self-completion, mail out/mail back

**TYPE OF SURVEY:**

Census

**FREQUENCY:**

Annual

**REFERENCE PERIOD:**

Crop year (August 1 - July 31)

**COLLECTION PERIOD:**

3 months after the reference crop year

POPULATION:**TARGET UNIVERSE:**

All mills not covered in the monthly survey (ID 31-3403)

**POPULATION SIZE:**

15

**STATISTICAL UNITS:**

Mill

CLASSIFICATION:**GEOGRAPHIC COVERAGE:**

Canada

**SIC COVERAGE:**

SIC-E 1980 - 1051 (part of)

DISSEMINATION:**RELEASE TIME:**

Monthly and annual data are published together

**PUBLICATIONS (CATALOGUED):**

22-007; 22-201

**GEOGRAPHIC UNITS DISSEMINATED:**

Canada; Provinces

CONTACT PERSON: *Alain Bertrand; (613) 951-3859; Grain Marketing Unit; Agriculture Division***31-3444 Storable Vegetable Survey**

This annual survey collects data to estimate the production and value of winter vegetable crops in Canada.

**MAIN TOPICS:***Storable vegetables, crop areas, production, and disposition statistics**Storable vegetables, area planted, area harvested, production, market production, quantity and value of sales, by type of vegetable crop, by province**Potatoes, production and crop disposition*COLLECTION:**START DATE:**

1986

**TYPE OF SURVEY:**

Census

**DATA COLLECTION METHOD(S):**

100% Self-completion, mail out/mail back

**REFERENCE PERIOD:**

Crop year



**FREQUENCY:**

Annual

**COLLECTION PERIOD:**

Crop year

POPULATION:**TARGET UNIVERSE:**

Farms growing storable vegetables

**STATISTICAL UNITS:**

Farm

**POPULATION SIZE:**

3,000

CLASSIFICATION:**GEOGRAPHIC COVERAGE:**

Provinces

**SIC COVERAGE:**

SIC-E 1980 - 015 (part of, activity based)

**GEOGRAPHIC CODING - MICRO DATA:**

Census division

DISSEMINATION:**RELEASE TIME:**

August following the reference crop year

**CANSIM MATRICES:**

1376;1377;1385;1392

**GEOGRAPHIC UNITS DISSEMINATED:**

Canada; Provinces

**PUBLICATIONS (CATALOGUED):**

22-003

CONTACT PERSON: *Thérèse Reino; (613) 951-2074; Horticultural Crops Unit;  
Agriculture Division*

**31-3445 January Farm Survey**

This survey produces annual data on livestock farming, livestock inventory, operating arrangements and capital investments.

**MAIN TOPICS:**

*Agricultural farming, operating arrangements, by legal status*

*Livestock farming, supply and disposition balance sheet data on livestock, by type of livestock*

*Cattle and calves, farm inventory, by class*

*Pigs, farm inventory, by class*

*Sheep and lambs, farm inventory, by class*

*Livestock farming, capital investments, by type*

*Shorn wool production, by sheep shorn, and by fleece weight*

COLLECTION:

**START DATE:**  
1989-01

**DATA COLLECTION METHOD(S):**  
100% Telephone interview

**TYPE OF SURVEY:**  
Sample

**REFERENCE PERIOD:**

January 1 for livestock numbers; Previous calendar year for capital investments

**FREQUENCY:**  
Annual

**COLLECTION PERIOD:**

From January 2 to January 15

POPULATION:

**TARGET UNIVERSE:**  
All farms in Canadian provinces

**POPULATION SIZE:**  
293,000

**STATISTICAL UNITS:**

Farm

CLASSIFICATION:

**GEOGRAPHIC COVERAGE:**  
Provinces

**GEOGRAPHIC CODING - MICRO DATA:**  
7 digit SGC codes - 1986

**SIC COVERAGE:**

SIC-E 1980 - Major group 01

DISSEMINATION:

**RELEASE TIME:**  
2 months after the reference calendar year

**GEOGRAPHIC UNITS DISSEMINATED:**  
Provinces

**PUBLICATIONS (CATALOGUED):**  
23-008; 61-205

**OTHER STATISTICAL DATA PRODUCTS:**  
Standard tabulation or data file -

Name: January Farm Survey  
Method(s) of dissemination: a) Hard copy/printout,  
b) Diskette, c) Tape  
Customised tabulation or data file

**SOURCES FOR CUSTOMISED PRODUCTS:**

Name: January Farm Survey  
Number of variables: Approx. 40  
Main variables: Livestock inventories, Capital investments

CONTACT PERSON: *Phillip Stevens; (613) 951-2435; Project Manager;  
Agriculture Division*

**31-3446 Western Potato Area and Yield Survey**

This annual survey collects data on potato area planted, area harvested and production for Manitoba, Saskatchewan and British Columbia.

**MAIN TOPICS:**

*Potato farms, area planted, area harvested and total production, by data detail, for Manitoba, Saskatchewan, and British Columbia*

*Potato farms, production of marketable potatoes for fresh market and processing*

*Potato farms, production of seed stock potatoes for sale, and for own use*

*Potato farms, area planted, area harvested, and area irrigated, in acres or hectares*

*Potato farms, average price per ton/metric tonne, received at the farm for bulk sales*

**COLLECTION:****START DATE:**

1985

**REFERENCE PERIOD:**

Crop year

**DATA COLLECTION METHOD(S):**

100% Computer assisted telephone interview (CATI)

**FREQUENCY:**

Annual

**TYPE OF SURVEY:**

Sample

**COLLECTION PERIOD:**

June and October

**POPULATION:****TARGET UNIVERSE:**

Potato producers in Manitoba, Saskatchewan and British Columbia

**POPULATION SIZE:**

700

**STATISTICAL UNITS:**

Farm

**CLASSIFICATION:****GEOGRAPHIC COVERAGE:**

Manitoba; Saskatchewan; British Columbia

**SIC COVERAGE:**

SIC-E 1980 - 0138

**GEOGRAPHIC CODING - MICRO DATA:**

7 digit SGC codes - 1986

**DISSEMINATION:****RELEASE TIME:**

July of the current year for area data and November of the current year for yield and production data

**CANSIM MATRICES:**

1044

**GEOGRAPHIC UNITS DISSEMINATED:**

Manitoba; Saskatchewan; British Columbia

**PUBLICATIONS (CATALOGUED):**

22-003

**PUBLICATIONS (NON-CATALOGUED):**

Statistical Bulletin - "Canadian Potato Production"

CONTACT PERSON: *Barbara McLaughlin; (902) 893-7251; Agriculture Division, Truro, N.S.;  
Paul Murray; (613) 951-0374; Head, Horticultural Crops Unit;  
Agriculture Division*

**31-3447 Agricultural Taxation Data**

This statistical program collects annual financial data from a sample of individuals and corporations reporting agricultural income on their tax reports.

**MAIN TOPICS:**

*Agricultural farms, establishments by legal status, and financial statistics on operating income and expenditures, by data detail*

*Agricultural farms, establishments, balance sheet data on assets, liabilities and equity, by data detail*

*Agricultural investments, by type of investment and non-farm income, by source*

**COLLECTION:****START DATE:**

1985

**REFERENCE PERIOD:**

Fiscal year

**DATA COLLECTION METHOD(S):**

100% Extraction from administrative files

**FREQUENCY:**

Annual

**TYPE OF SURVEY:**

Sample

**POPULATION:****TARGET UNIVERSE:**

Self-employed individuals reporting \$250 or more of agricultural income, and corporations reporting \$25,000 or more of total sales or with 51% or more of their income from agricultural activities

**POPULATION SIZE:**

480,000

**STATISTICAL UNITS:**

Individual; Corporation

**CLASSIFICATION:****GEOGRAPHIC COVERAGE:**

Provinces

**SIC COVERAGE:**

SIC-E 1980 - Major group 01

**GEOGRAPHIC CODING - MICRO DATA:**

Postal codes; 7 digit SGC codes - 1986



DISSEMINATION:**RELEASE TIME:**

1 to 1 1/2 years after the reference year

**SOURCES FOR CUSTOMISED PRODUCTS:**

Number of variables: approximately 135

Main variables: Income and expenditure, crops, risk

**GEOGRAPHIC UNITS DISSEMINATED:**

Provinces; Subprovincial regions - selected

CONTACT PERSON: *Mario Ménard; (613) 951-2446; Project Manager;  
Agriculture Division*

---

**31-3448 Saskatchewan Horse Industry Survey 1989**

This one time only survey collects information on the ownership and usage of horses in Saskatchewan.

**MAIN TOPICS:**

*Horse industry: horses on farms in Saskatchewan, sales and inventory statistics, by breed, by use or purpose and other business characteristics*

*Horses, owned, on the farms: by use or purpose of business, and by breed*

*Horse breeding business: registers stallions and mares on farm, by breed and by ownership*

*Horses used for work or pleasure on and off the farm: by use or purpose and registered and graded by breed*

*Horses: sales by use or purpose by province or location of business or residence of buyer*

*Horses: purchases by use or purpose by province or location of business or residence of seller*

*Horse racing business: horses raised by breed*

*Rodeo: horses used by type*

*Horses for training and resale, by breed*

*Horses used for pregnant mare urine (PMU), by breed*

*Foals, bred and raised and stallion services sold during the year*

*Horse raising and training services, by type of service*

*Horse race meets data: by number of horses entered, by type of race meet*

*Horses owned and number entered in events by type of event, by location in and out of the province of Saskatchewan*

*Horses trained and boarded outside the farm*

*Indoor riding arenas: number of arenas owned and number of horses trained outside own riding arena*

COLLECTION:**START DATE:**

1989

**REFERENCE PERIOD:**

September 1989 or the period October 1, 1988 to September 1989, depending on the question

**DATA COLLECTION METHOD(S):**

100% Telephone interview

**FREQUENCY:**

One time only

**TYPE OF SURVEY:**

Sample

**COLLECTION PERIOD:**

September 1989

**POPULATION:****TARGET UNIVERSE:**

All horse owners in Saskatchewan

**STATISTICAL UNITS:**

Farm operation; Individual

**POPULATION SIZE:**

15,000

**CLASSIFICATION:****GEOGRAPHIC COVERAGE:**

Saskatchewan

**SIC COVERAGE:**

SIC-E 1980 - 0122, 9699 (part of)

**GEOGRAPHIC CODING - MICRO DATA:**

Farm ID

**DISSEMINATION:****RELEASE TIME:**

5 months after the reference year

**GEOGRAPHIC UNITS DISSEMINATED:**

Saskatchewan

**CONTACT PERSON:***Bernie Rosien; (613) 951-8716; Head, Livestock and Poultry Unit;  
Agriculture Division*

---

**32-2006 Quarterly Shipments of Household Furniture Products**

This quarterly survey collects information from Canadian manufacturers of household furniture on the value of shipments of finished products of own manufacture for 24 selected commodities.

**MAIN TOPICS:**

*Furniture, household, shipment of products of own manufacture, by material used, by category, by type of product, SCG 1988*

*Furniture, household, metal/plastic, shipments of products of own manufacture, by type of product, SCG 1988*

**COLLECTION:****START DATE:**

1990-04

**REFERENCE PERIOD:**

Quarter

**DATA COLLECTION METHOD(S):**

100% Self-completion, mail out/mail back

**FREQUENCY:**

Quarterly

**TYPE OF SURVEY:**

Census

**COLLECTION PERIOD:**

30 working days following the end of the quarter

**POPULATION:****TARGET UNIVERSE:**

All major manufacturers of household furniture

**STATISTICAL UNITS:**

Establishment

**POPULATION SIZE:**

105

**CLASSIFICATION:****GEOGRAPHIC COVERAGE:**

Canada

**SIC COVERAGE:**

SIC-E 1980 - 2611 (part of), 2612 (part of), 2619 (part of), 2691 (part of), 2692 (part of)

**GEOGRAPHIC CODING - MICRO DATA:**

Postal codes

**DISSEMINATION:****RELEASE TIME:**

45 days after the reference quarter

**PUBLICATIONS (CATALOGUED):**

35-007

**GEOGRAPHIC UNITS DISSEMINATED:**

Quebec; Ontario; Atlantic provinces; Western Canada

**CONTACT PERSON:** *Keith Martin; (613) 951-3518; Industry officer; Industry Division*

**32-2101 Monthly Survey of Manufacturing Industries**

This monthly survey collects information on the value of shipments, inventories, unfilled and new orders in manufacturing industries in Canada.

**MAIN TOPICS:**

*Manufacturing industries, statistics by industry SIC 1980*

*Manufacturing industries, shipments, inventories, orders, and progress accounts, data detail, by industry/industry group, by durable/non-durable classification, by economic use classification, by seasonally adjusted/non-seasonally adjusted variations, and by period*

*Manufacturing industries, shipments, by major industry group, by province of origin, by non-seasonally adjusted variations, and by period*

*Inventories to shipments ratios, by industry*

*Inventories, shipments new and unfilled orders, monthly percentage change in trend, by industry*

**COLLECTION:****START DATE:**

1947-01

**REFERENCE PERIOD:**

Month

**DATA COLLECTION METHOD(S):**

80% Computer assisted telephone interview (CATI); 20% Self-completion, mail out/mail back

**FREQUENCY:**

Monthly

**TYPE OF SURVEY:**

Sample

**COLLECTION PERIOD:**

From the first day following the reference month to the tenth day of the second month after the reference month

**POPULATION:****TARGET UNIVERSE:**

Canadian manufacturing industries

**STATISTICAL UNITS:**

Establishment

**POPULATION SIZE:**

38,400

**CLASSIFICATION:****GEOGRAPHIC COVERAGE:**

Canada

**SIC COVERAGE:**

SIC-E 1980 - Division E

**GEOGRAPHIC CODING - MICRO DATA:**

Province

**OTHER COVERAGE:**

Economic Use Classification (EUC)

**DISSEMINATION:****RELEASE TIME:**

45 days after the reference month

**GEOGRAPHIC UNITS DISSEMINATED:**

Canada; Provinces



**CANSIM MATRICES:**

444;445;460-498;500-520;9550-9580

**PUBLICATIONS (CATALOGUED):**

31-001

**REFERENCE DOCUMENTS:**

31-528

**OTHER STATISTICAL DATA PRODUCTS:**

Standard tabulation or data file -

Name: Inventories, Shipments and Orders in  
Manufacturing IndustriesMethod(s) of Dissemination: a) Hard  
copy/printout, b) Diskette, c) Tape  
Customised tabulation or data file**SOURCES FOR CUSTOMISED PRODUCTS:**Name: Inventories, Shipments and Orders in  
Manufacturing Industries

Number of variables: 9

Main variables: Manufacturers' dollar value of  
shipments of goods of own manufacture,  
Inventories and orders classified by Standard  
Industrial Classification (SIC) and by an  
economic use classification (subject to  
confidentiality requirements)CONTACT PERSON: Henry Glouchkow; (613) 951-9833; Chief, *Monthly Survey of Manufacturing*;  
Industry Division**32-2103 Annual Survey of Manufactures**

This annual survey of the manufacturing industries of Canada collects principal operating statistics including shipments, materials purchased, inventories, labour data, value added, non-manufacturing activity, and commodity information.

**MAIN TOPICS:***Wood industries**Furniture and fixture industries**Paper and allied products industries**Primary metal industries**Fabricated metal products industries**Food industries**Beverage and tobacco products industries**Rubber and plastic products industries**Leather and allied products industries**Primary textiles industries**Textile products industries**Clothing industries**Printing, publishing and allied industries**Refined petroleum and coal products industries**Chemical and chemical products industries**Other manufacturing industries*

**NOTES:**

- 1) Contact Person: Dissemination requests should be made to the Manufacturing Information Officer at (613) 951-9497.
- 2) Publications (Catalogued): 31-203 is the only publication for the 1987 Annual Survey of Manufactures.

**COLLECTION:****START DATE:**

1917

**DATA COLLECTION METHOD(S):**

60% Self-completion, mail out/mail back; 40%  
Extraction from administrative files (tax records).

**TYPE OF SURVEY:**

Sample

**POPULATION:****TARGET UNIVERSE:**

All establishments primarily engaged in  
manufacturing, with value of shipments over \$25,000

**CLASSIFICATION:****GEOGRAPHIC COVERAGE:**

Canada

**GEOGRAPHIC CODING - MICRO DATA:**

7 digit SGC codes - 1986

**DISSEMINATION:****RELEASE TIME:**

14 to 20 months after the reference fiscal year  
(depending on the industry)

**GEOGRAPHIC UNITS DISSEMINATED:**

Canada; Provinces; Territories

**CANSIM MATRICES:**

2793;5380-5382;5384-5405;5407;5408;5410-5412;5414-  
5418;5420-5423;5425;5426;5428;5430;5431;5433-5438;  
5440-5457;5459-5472;5474-5481;5483-5495;5497-5503;  
5505-5514;5516-5539;5541-5547;5549-5566;5568-5586;  
6849-6864;6866-6868;6870-6882;6884-6897

**REFERENCE PERIOD:**

Fiscal year

**FREQUENCY:**

Annual

**COLLECTION PERIOD:**

From February to June

**POPULATION SIZE:**

65,000: Approx.

**STATISTICAL UNITS:**

Establishment

**SIC COVERAGE:**

SIC-E 1980 - Division E

**OTHER COVERAGE:**

Standard Classification of Goods (SCG)

**PUBLICATIONS (CATALOGUED):**

31-203; 31-209; 31-211; 31-530; 32-250; 32-251;  
33-250; 33-251; 34-250; 34-251; 34-252; 35-250;  
35-251; 36-250; 36-251; 41-250; 42-251; 42-250;  
42-251; 43-250; 44-250; 45-250; 46-250; 47-250; (See  
NOTES)

**REFERENCE DOCUMENTS:**

31-528

**OTHER STATISTICAL DATA PRODUCTS:**

Standard tabulation or data file -

- 1) Name: Principal Statistics Tape  
Method(s) of dissemination: Tape
- 2) Name: Fuel Statistics Tape  
Method(s) of dissemination: Tape

Customised tabulation or data file  
 Customised analytical studies  
 Other customised products, charts, maps

CONTACT PERSON: Carl Hebert; (613) 951-3524; Chief, Survey of Manufactures Section (See NOTES)  
 Industry Division

### 32-2105 Steel Pipe and Tubing

This survey collects monthly information on production and shipments from approximately 36 manufacturers of steel pipe.

**MAIN TOPICS:**

*Steel pipe, tubing and fittings SIC 1980, production and shipments for own use/for sale, by SCG 1988*  
*Steel pipe tubing and fittings, quantity of shipments for own use, shipments for domestic sale/market and shipments forexport sale/market, by SCG 1988*  
*Steel pipe, welded and seamless, production and shipments, detail by type of SCG 1988*  
*Mechanical steel tubing, welded, production and shipments, detail by type of SCG 1988*  
*Oil country tubular goods, production and shipments, detail by type of SCG 1988*

**NOTES:**

Publications (Catalogued): For data from pre-1977, see catalogue number 41-001.

COLLECTION:

**START DATE:**

1946-01

**REFERENCE PERIOD:**

Calendar year; Month

**DATA COLLECTION METHOD(S):**

100% Self-completion, mail out/mail back

**FREQUENCY:**

Monthly

**TYPE OF SURVEY:**

Census

**COLLECTION PERIOD:**

Each month

POPULATION:

**TARGET UNIVERSE:**

All major manufacturers of steel pipe

**STATISTICAL UNITS:**

Establishment

**POPULATION SIZE:**

36

CLASSIFICATION:

**GEOGRAPHIC COVERAGE:**

Canada

**SIC COVERAGE:**

SIC-E 1980 - 2921

DISSEMINATION:

**RELEASE TIME:**  
6 weeks after the reference month

**CANSIM MATRICES:**  
35

**GEOGRAPHIC UNITS DISSEMINATED:**  
Canada

**PUBLICATIONS (CATALOGUED):**  
41-011 (See NOTES)

**CONTACT PERSON:** *Greg Milsom; (613) 951-9827; Industry Officer;  
Industry Division*

**32-2106 Steel Wire and Specified Wire Products**

This survey collects monthly information on the production and shipments from approximately 25 manufacturers of wire and wire products. The survey covers steel wire products and fabricated wire products.

**MAIN TOPICS:**

*Steel wire and specified wire products SIC 1980, production and shipments, by SCG 1988*

*Steel wire products, quantity of shipments for domestic sale/market and for export sale/market, by type of SCG 1988*

*Fabricated wire products, quantity of production, shipments for domestic sale/market and shipments for export sale/market, by type by SCG 1988*

COLLECTION:

**START DATE:**  
1949-04

**REFERENCE PERIOD:**  
Month

**DATA COLLECTION METHOD(S):**  
100% Self-completion, mail out/mail back

**FREQUENCY:**  
Monthly

**TYPE OF SURVEY:**  
Census

**COLLECTION PERIOD:**  
6 weeks after the mailing date

POPULATION:

**TARGET UNIVERSE:**  
All major manufacturers of steel wire and specified wire products

**POPULATION SIZE:**  
25

**STATISTICAL UNITS:**  
Establishment

CLASSIFICATION:

**GEOGRAPHIC COVERAGE:**  
Canada

**GEOGRAPHIC CODING - MICRO DATA:**  
Postal codes



**SIC COVERAGE:**

SIC-E 1980 - 3052, 3053, 3059 (part of)

DISSEMINATION:**RELEASE TIME:**

43 calendar days after the reference month

**CANSIM CROSS-CLASSIFIED:**

19

**GEOGRAPHIC UNITS DISSEMINATED:**

Canada

**PUBLICATIONS (CATALOGUED):**

41-006

**CANSIM MATRICES:**

122

CONTACT PERSON: Bruno Pepin; (613) 951-9837; Senior Economist;  
Industry Division

**32-2107 Annual Survey of Forestry**

This annual survey of the logging and forestry services of Canada collects information on establishments by type of organization and their financial, employment, production, shipment and related operating statistics.

**MAIN TOPICS:**

*Forestry, annual survey data on establishments by type of organization, and their financial, employment, production, shipments and related operating statistics by data detail*

*Logging industry, SIC 1980-0411, establishments, by type of organization, by nature of business, by principal activity and major products of manufacture*

*Logging establishments, opening and closing inventories at book value, and value of fuel and electricity purchased by type of fuel*

*Logging establishments, cost of selected logging and other inputs, by type of commodity and services used*

*Logging establishments, quantity and value of logging outputs and other shipment revenues, by type of commodity and services*

*Logging establishments, revenue from manufacturing and selected non-manufacturing outputs*

*Logging establishments, employment data, on salaries and wages, employees, by location, by major activity, by sex, and other detail*

*Forest production, by category of wood by product (commodity), by province/territory*

*Forestry, SIC 1980-411, list of establishments, by name and location, classified by industry and employment size ranges, by province/territory*

*Logging industry, SIC 1980-0511, shipments and other revenues from manufacturing activity, data detail by establishments, quantity and value of shipments, by type of product/service, ICC for Canada, provinces and territories*

COLLECTION:**START DATE:**

1917

**DATA COLLECTION METHOD(S):**

90% Extraction from administrative files; 10%  
Self-completion, mail out/mail back

**TYPE OF SURVEY:**

Sample

**FREQUENCY:**

Annual

**REFERENCE PERIOD:**

Fiscal year

**COLLECTION PERIOD:**

From February to May

**POPULATION:****TARGET UNIVERSE:**

Logging and forestry establishments in Canada

**STATISTICAL UNITS:**

Establishment

**POPULATION SIZE:**

10,600

**CLASSIFICATION:****GEOGRAPHIC COVERAGE:**

Canada

**SIC COVERAGE:**

SIC-E 1980 - Division C

**GEOGRAPHIC CODING - MICRO DATA:**

Postal codes

**DISSEMINATION:****RELEASE TIME:**

15 months after the reference fiscal year

**PUBLICATIONS (CATALOGUED):**

25-201; 25-202

**GEOGRAPHIC UNITS DISSEMINATED:**

Provinces; British Columbia interior and coast

**REFERENCE DOCUMENTS:**

31-528

**CONTACT PERSON:** *Jacques Lepage; (613) 951-3516; Senior Economist;  
Industry Division*

**32-2109 Gypsum Products**

This monthly survey collects data about the manufacture of gypsum products from approximately 29 manufacturers of gypsum products in Canada.

**MAIN TOPICS:**

*Gypsum products industry, SIC 1980, production, factory shipments and stocks, by type by SCG 1988*

**COLLECTION:****START DATE:**

1931-08

**DATA COLLECTION METHOD(S):**

100% Self-completion, mail out/mail back

**TYPE OF SURVEY:**

Census

**FREQUENCY:**

Monthly

**REFERENCE PERIOD:**

Month

**COLLECTION PERIOD:**

29 days

**POPULATION:****TARGET UNIVERSE:**

All manufacturers of gypsum wallboard, sheeting, and gypsum wallboard overlaid with vinyl or other materials

**POPULATION SIZE:**

19

**STATISTICAL UNITS:**

Establishment

**CLASSIFICATION:****GEOGRAPHIC COVERAGE:**

Canada

**SIC COVERAGE:**

SIC-E 1980 - 3593 (part of)

**DISSEMINATION:****RELEASE TIME:**

4 to 5 weeks after the reference month

**CANSIM MATRICES:**

39;122

**GEOGRAPHIC UNITS DISSEMINATED:**

Canada

**PUBLICATIONS (CATALOGUED):**

44-003

**CONTACT PERSON:** Roland Joubert; (613) 951-3527; Industry Officer;  
Industry Division

**32-2110 Mineral Wool Including Fibrous Glass Insulation**

This survey collects monthly information on production and shipment of mineral wool from approximately 12 manufacturers of mineral wool and fibreglass insulation in Canada.

**MAIN TOPICS:**

*Mineral wool, including fibrous glass insulation, industry, SIC 1980, for building insulation, production and factory shipments of goods of own manufacture in quantity, by type, by specifications*

**COLLECTION:****START DATE:**

1950-01

**TYPE OF SURVEY:**

Census

**DATA COLLECTION METHOD(S):**

100% Self-completion, mail out/mail back

**REFERENCE PERIOD:**

Month

**FREQUENCY:**  
Monthly

**COLLECTION PERIOD:**  
From the 25th day of the reference month to the 10th day of the following month

POPULATION:

**TARGET UNIVERSE:**  
All major manufacturers of mineral wool and fibreglass insulation, excluding industrial type insulation

**POPULATION SIZE:**  
7

**STATISTICAL UNITS:**  
Establishment

CLASSIFICATION:

**GEOGRAPHIC COVERAGE:**  
Canada

**OTHER COVERAGE:**  
For building insulation only

**SIC COVERAGE:**  
SIC-E 1980 - 3594 (part of)

DISSEMINATION:

**RELEASE TIME:**  
1 month after the reference month

**CANSIM MATRICES:**  
40;122

**GEOGRAPHIC UNITS DISSEMINATED:**  
Canada

**PUBLICATIONS (CATALOGUED):**  
44-004

CONTACT PERSON: *Roland Joubert; (613) 951-3527; Industry Officer;  
Industry Division*

### 32-2111 Factory Sales of Electric Storage Batteries

This survey collects monthly factory sales data from approximately 20 manufacturers of storage batteries in Canada.

**MAIN TOPICS:**

*Electric storage batteries industry sales, SIC 1980, by type, by SCG 1988*

*Electric storage batteries, factory sales to wholesalers, units sold and selling value at plant, by type of batteries, by SCG 1988*

COLLECTION:

**START DATE:**  
1935-01

**DATA COLLECTION METHOD(S):**  
100% Self-completion, mail out/mail back



**TYPE OF SURVEY:**

Census

**FREQUENCY:**

Monthly

**REFERENCE PERIOD:**

Month

**COLLECTION PERIOD:**

From January to December

POPULATION:**TARGET UNIVERSE:**

All major manufacturers of electric storage batteries

**STATISTICAL UNITS:**

Establishment

**POPULATION SIZE:**

20

CLASSIFICATION:**GEOGRAPHIC COVERAGE:**

Canada

**SIC COVERAGE:**

SIC-E 1980 - 3391

DISSEMINATION:**RELEASE TIME:**

45 days after the reference month

**PUBLICATIONS (CATALOGUED):**

43-005

**GEOGRAPHIC UNITS DISSEMINATED:**

Canada

CONTACT PERSON: Laurie Vincent; (613) 951-3523; Unit Head;  
Industry Division

---

**32-2112 Productions, Sales and Stocks of Major Appliances**

This survey collects monthly data on production, sales and stocks from approximately 9 manufacturers of major appliances in Canada.

**MAIN TOPICS:**

*Major appliances production, sales and stocks, in units, by type of appliance, by SCG 1988*

*Major appliances, sales, in units, by type of appliance by SCG 1988, for Canada, provinces and territories*

*Major appliances, export sales, in units, by type of appliance, by SCG 1988*

*Washing machines, production, stocks, and sales statistics*

*Clothes dryers, production, stocks and sales statistics*

*Refrigerators, production, stocks, and sales statistics*

*Freezers, chest, upright, production, stocks, and sales statistics*

*Ranges, (cooking stoves) by size, production, stocks, and sales statistics*

*Dishwashers, production, stocks and sales statistics*

COLLECTION:

**START DATE:**  
1946-01

**REFERENCE PERIOD:**  
Month

**DATA COLLECTION METHOD(S):**  
100% Self-completion, mail out/mail back

**FREQUENCY:**  
Monthly

**TYPE OF SURVEY:**  
Census

**COLLECTION PERIOD:**  
From January to December

POPULATION:

**TARGET UNIVERSE:**  
All major manufacturers of major appliances

**STATISTICAL UNITS:**  
Establishment

**POPULATION SIZE:**  
9

CLASSIFICATION:

**GEOGRAPHIC COVERAGE:**  
Canada

**SIC COVERAGE:**  
SIC-E 1980 - 3321

DISSEMINATION:

**RELEASE TIME:**  
45 days after the reference month

**CANSIM MATRICES:**  
065;066;122

**GEOGRAPHIC UNITS DISSEMINATED:**  
Quebec; Ontario; Manitoba; Saskatchewan; Alberta;  
British Columbia; Territories

**PUBLICATIONS (CATALOGUED):**  
43-010

**CONTACT PERSON:** Laurie Vincent; (613) 951-3523; Unit Head;  
Industry Division

**32-2114 Domestic Electrical Appliances**

This survey collects monthly production and shipment data from approximately 21 manufacturers of domestic electrical appliances in Canada.

**MAIN TOPICS:**

*Domestic electrical appliances industry, production and factory shipments, in units of small electrical appliances, by type, by SCG 1988*  
*Kitchen appliances, production and factory shipments, by type, by SCG 1988*  
*Vacuum cleaners, household, production and factory shipments, by type, by SCG 1988*  
*Home comfort products, production and factory shipments, by type, by SCG 1988*  
*Personal care products, production and factory shipments, by type, by SCG 1988*

COLLECTION:

**START DATE:**  
1958-01

**REFERENCE PERIOD:**  
Month

**DATA COLLECTION METHOD(S):**  
100% Self-completion, mail out/mail back

**FREQUENCY:**  
Monthly

**TYPE OF SURVEY:**  
Census

**COLLECTION PERIOD:**  
From January to December

POPULATION:

**TARGET UNIVERSE:**  
All major manufacturers of domestic electrical appliances

**POPULATION SIZE:**  
21

**STATISTICAL UNITS:**  
Establishment

CLASSIFICATION:

**GEOGRAPHIC COVERAGE:**  
Canada

**SIC COVERAGE:**  
SIC-E 1980 - 3311

DISSEMINATION:

**RELEASE TIME:**  
45 days after the reference month

**PUBLICATIONS (CATALOGUED):**  
43-003

**GEOGRAPHIC UNITS DISSEMINATED:**  
Canada

CONTACT PERSON: Laurie Vincent; (613) 951-3523; Unit Head;  
Industry Division

---

**32-2116 Steel Primary Forms, Steel Castings and Pig Iron**

This survey collects monthly information on production and shipments from approximately 34 Canadian manufacturers of raw steel, steel castings and pig iron.

**MAIN TOPICS:**

*Steel primary forms, steel castings, and pig iron, production and shipments, by SCG 1988*

*Pig iron, direct reduced iron, and scrap iron and steel, charged to furnace, in tonnage volume*

*Steel primary forms, SCG 1988, production and shipments for domestic sale or for export sale, in tonnage volume*

*Steel castings, carbon and alloy, SCG 1988, production and shipments for domestic sale or for export sale, in tonnage volume*

*Pig iron, SCG 1988, shipments for domestic sale and export sale, in tonnage volume*

*Steel casting: carbon casting/alloy casting, disposition of shipments, by end use or by principal consuming industries, in tonnage volume*

COLLECTION:

**START DATE:**  
1938-01

**REFERENCE PERIOD:**  
Calendar year; Month

**DATA COLLECTION METHOD(S):**  
100% Self-completion, mail out/mail back

**FREQUENCY:**  
Monthly

**TYPE OF SURVEY:**  
Census

**COLLECTION PERIOD:**  
2 weeks during the reference month

POPULATION:

**TARGET UNIVERSE:**  
All major manufacturers of raw steel, steel castings and pig iron

**POPULATION SIZE:**  
34

**STATISTICAL UNITS:**  
Establishment

CLASSIFICATION:

**GEOGRAPHIC COVERAGE:**  
Canada

**SIC COVERAGE:**  
SIC-E 1980 - 2912, 2919

DISSEMINATION:

**RELEASE TIME:**  
6 weeks after the reference month

**CANSIM MATRICES:**  
58

**GEOGRAPHIC UNITS DISSEMINATED:**  
Canada

**PUBLICATIONS (CATALOGUED):**  
41-001

CONTACT PERSON: *Greg Milsom; (613) 951-9827; Industry Officer; Industry Division*

### 32-2117 Electric Lamps (Light Sources)

This survey collects monthly sales data from approximately 3 manufacturers of electric lamps in Canada.

**MAIN TOPICS:**

*Electric lamps, manufacturers' sales including imports: unit sales and value of sales, by lamp class, by lamp type, for Canada and by province/area*



COLLECTION:

**START DATE:**  
1978-01

**REFERENCE PERIOD:**  
Month

**DATA COLLECTION METHOD(S):**  
100% Self-completion in machine readable form

**FREQUENCY:**  
Monthly

**TYPE OF SURVEY:**  
Census

**COLLECTION PERIOD:**  
From January to December

POPULATION:

**TARGET UNIVERSE:**  
All major manufacturers of electric lamps

**STATISTICAL UNITS:**  
Establishment

**POPULATION SIZE:**  
3

CLASSIFICATION:

**GEOGRAPHIC COVERAGE:**  
Canada

**SIC COVERAGE:**  
SIC-E 1980 - 3333

DISSEMINATION:

**RELEASE TIME:**  
45 days after the reference month

**PUBLICATIONS (CATALOGUED):**  
43-009

**GEOGRAPHIC UNITS DISSEMINATED:**  
Quebec; Ontario; Alberta

CONTACT PERSON: *Laurie Vincent; (613) 951-3523; Unit Head;  
Industry Division*

**32-2118 Monthly Production of Soft Drinks**

This survey produces a monthly estimate of soft drink production in Canada.

**MAIN TOPICS:**

*Soft drinks, monthly production of carbonated soft drinks, in quantity, and comparative statistics for previous periods*

COLLECTION:

**START DATE:**  
1954-05

**DATA COLLECTION METHOD(S):**  
100% Telephone interview

**TYPE OF SURVEY:**  
Census

**FREQUENCY:**  
Monthly

**REFERENCE PERIOD:**  
Month

**COLLECTION PERIOD:**  
From January to December

POPULATION:

**TARGET UNIVERSE:**  
Carbon dioxide manufacturers who sell to soft drink manufacturers

**POPULATION SIZE:**  
2

**STATISTICAL UNITS:**  
Establishment

CLASSIFICATION:

**GEOGRAPHIC COVERAGE:**  
Canada

**SIC COVERAGE:**  
SIC-E 1980 - 1111

DISSEMINATION:

**RELEASE TIME:**  
14 working days after the reference month

**CANSIM MATRICES:**  
196

**GEOGRAPHIC UNITS DISSEMINATED:**  
Canada

**PUBLICATIONS (CATALOGUED):**  
32-001

CONTACT PERSON: Peter Zylstra; (613) 951-3511; Senior Economist;  
Industry Division

### 32-2119 Footwear Statistics

This monthly survey of Canadian footwear manufacturing establishments, collects production figures (i.e. numbers of pairs produced).

**MAIN TOPICS:**

*Footwear, monthly production by Canadian manufacturers, by type of footwear, by materials used*  
*Dress and casual boots, shoes, sandals, production*  
*Work/utility-type boots and shoes, production*  
*Waterproof footwear, production*  
*Slippers, production*  
*Sports footwear, production*  
*All other footwear, production*

COLLECTION:

**START DATE:**  
1926-01

**DATA COLLECTION METHOD(S):**  
100% Self-completion, mail out/mail back

**TYPE OF SURVEY:**  
Census

**FREQUENCY:**  
Monthly

**REFERENCE PERIOD:**  
Month

**COLLECTION PERIOD:**  
From the first day of the month to the last day of the month

POPULATION:

**TARGET UNIVERSE:**  
All major manufacturers of footwear

**STATISTICAL UNITS:**  
Establishment

**POPULATION SIZE:**  
90

CLASSIFICATION:

**GEOGRAPHIC COVERAGE:**  
Canada

**SIC COVERAGE:**  
SIC-E 1980 - 1712

DISSEMINATION:

**RELEASE TIME:**  
6 weeks after the reference month

**CANSIM MATRICES:**  
8

**GEOGRAPHIC UNITS DISSEMINATED:**  
Canada

**PUBLICATIONS (CATALOGUED):**  
33-002

CONTACT PERSON: *Andy Shinnan; (613) 951-3510; Senior Economist;  
Industry Division*

**32-2120 Pack of Processed Fruits and Vegetables and Inventories of Canned Foods**

This survey collects monthly information on the quantity produced and stocks from approximately 150 fruit and vegetable processors.

**MAIN TOPICS:**

*Fruits and vegetables, domestically produced and processed, statistics, by type of processing, by type of fruit and vegetables, by SCG 1988*

*Fruits and vegetables, monthly packs of canned fruits and vegetables, by SCG 1988, by cases*

*Fruits and vegetables, monthly packs of frozen fruits and vegetables, by SCG 1988, by weight size*

*Fruits and vegetables, stocks/inventories (end of month) of frozen fruits and vegetables, by SCG 1988, by weight size*

*Fruits and vegetables, stocks/inventories (end of month) of canned fruits and vegetables, by SCG 1988, by container size*

*Apples frozen, during the reference month and stocks at end of reference month*

*Apples, packs of canned apples solid, apple juice, pie filling, apple sauce, by SCG 1988, by case/container size*

*Fruits and vegetables, stocks of domestically produced, stocks, by type*

COLLECTION:

**START DATE:**  
1973-01

**REFERENCE PERIOD:**  
Month

**DATA COLLECTION METHOD(S):**  
100% Self-completion, mail out/mail back

**FREQUENCY:**  
Monthly

**TYPE OF SURVEY:**  
Census

**COLLECTION PERIOD:**  
From January to December

POPULATION:

**TARGET UNIVERSE:**  
Fruit and vegetable processors

**STATISTICAL UNITS:**  
Establishment

**POPULATION SIZE:**  
150

CLASSIFICATION:

**GEOGRAPHIC COVERAGE:**  
Canada

**SIC COVERAGE:**  
SIC-E 1980 - 1031, 1032

DISSEMINATION:

**RELEASE TIME:**  
33 working days after the reference month

**PUBLICATIONS (CATALOGUED):**  
32-233/240

**GEOGRAPHIC UNITS DISSEMINATED:**  
Quebec; Ontario; Atlantic; Western

**CONTACT PERSON:** Peter Zylstra; (613) 951-3511; Senior Economist;  
Industry Division

**32-2121 Oils and Fats**

This monthly survey collects information on domestic purchases and production of deodorized oils from approximately 29 processors of oils producing fully deodorized edible products.

**MAIN TOPICS:**

*Oils and fats, edible: domestic production for own use, or for sale, by type of oil, by type of product, by SCG 1988*  
*Vegetable oils, domestic production for own use, by type of oil, by type of edible product*  
*Animal oils, domestic production for own use, by type of edible product*  
*Marine oils, domestic production for own use, by type of edible product*  
*Canadian deodorized oils, domestic production and purchases, by type of oil, by type of edible product*  
*Oil and fat products manufactured*



*Deodorized oils in bulk, manufacturers, bulk sales to packagers or bottlers, and stocks, by type of edible product  
Margarine, shortening and salad oil, manufacturers' retail, commercial and industrial sales and stock, by type of  
product*

COLLECTION:**START DATE:**

1977

**REFERENCE PERIOD:**

Month

**DATA COLLECTION METHOD(S):**

100% Self-completion, mail out/mail back

**FREQUENCY:**

Monthly

**TYPE OF SURVEY:**

Census

**COLLECTION PERIOD:**

From January to December

POPULATION:**TARGET UNIVERSE:**Oil processors manufacturing fully deodorized  
edible products**POPULATION SIZE:**

29

**STATISTICAL UNITS:**

Establishment

CLASSIFICATION:**GEOGRAPHIC COVERAGE:**

Canada

**SIC COVERAGE:**

SIC-E 1980 - 1061

DISSEMINATION:**RELEASE TIME:**

30 working days after the reference month

**CANSIM MATRICES:**

184

**GEOGRAPHIC UNITS DISSEMINATED:**

Canada

**PUBLICATIONS (CATALOGUED):**

32-006

CONTACT PERSON: *Peter Zylstra; (613) 951-3511; Senior Economist;  
Industry Division*

**32-2123 Asphalt Roofing**

This survey collects information on production and shipments of asphalt roofing broken down by province of destination and exports on a monthly and also cumulative basis.

**MAIN TOPICS:**

*Asphalt roofing, production, shipments to, by province, and exports, by type of product, by SCG 1988  
Tar and asphalt felts and sheathings, production, shipments to and exports  
Roll roofing and roll type sidings, production, shipments to and exports*

*Asphalt compounds, shipments to, by province, and exports, by hot in bulk/cold in kegs type  
Asphalt shingles, production, shipments to, and exports*

**COLLECTION:**

**START DATE:**  
1932-04

**REFERENCE PERIOD:**  
Calendar year; Month

**DATA COLLECTION METHOD(S):**  
100% Self-completion, mail out/mail back

**FREQUENCY:**  
Monthly

**TYPE OF SURVEY:**  
Census

**COLLECTION PERIOD:**  
From the 1st to the 10th of the month

**POPULATION:**

**TARGET UNIVERSE:**  
All major manufacturers of asphalt roofing

**STATISTICAL UNITS:**  
Establishment

**POPULATION SIZE:**  
8

**CLASSIFICATION:**

**GEOGRAPHIC COVERAGE:**  
Canada

**SIC COVERAGE:**  
SIC-E 1980 - 2721 (part of)

**DISSEMINATION:**

**RELEASE TIME:**  
22 working days after the reference month

**CANSIM MATRICES:**  
32;122

**GEOGRAPHIC UNITS DISSEMINATED:**  
Quebec; Ontario; Manitoba; Saskatchewan; Alberta;  
Atlantic provinces; British Columbia including  
Territories

**PUBLICATIONS (CATALOGUED):**  
45-001

**CONTACT PERSON:** *Sandra Bohatyretz; (613) 951-3531; Industry Analyst;  
Industry Division*

### **32-2124 Rigid Insulating Board**

This survey collects monthly information on shipments by destinations from 6 Canadian manufacturers of rigid insulating board products.

**MAIN TOPICS:**

*Rigid insulating board (wood fibre): domestic shipments, by regional breakdown, by type, by SCG 1988  
Exports, by type, by SCG 1988  
Production, all types*

COLLECTION:

**START DATE:**  
1933

**REFERENCE PERIOD:**  
Calendar year; Month

**DATA COLLECTION METHOD(S):**  
100% Self-completion, mail out/mail back

**FREQUENCY:**  
Monthly

**TYPE OF SURVEY:**  
Census

**COLLECTION PERIOD:**  
From the 1st to the 10th of the month

POPULATION:

**TARGET UNIVERSE:**  
All major manufacturers of rigid insulating board

**STATISTICAL UNITS:**  
Establishment

**POPULATION SIZE:**  
6

CLASSIFICATION:

**GEOGRAPHIC COVERAGE:**  
Canada

**SIC COVERAGE:**  
SIC-E 1980 - 2714

DISSEMINATION:

**RELEASE TIME:**  
22 working days after the reference month

**CANSIM MATRICES:**  
31;122

**GEOGRAPHIC UNITS DISSEMINATED:**  
Quebec; Ontario; Manitoba; Saskatchewan; Alberta;  
Atlantic provinces; British Columbia including  
Territories

**PUBLICATIONS (CATALOGUED):**  
36-002

**CONTACT PERSON:** *Sandra Bohatyretz; (613) 951-3531; Industry Analyst;  
Industry Division*

**32-2126 Process Cheese**

This survey collects monthly and cumulative production data (by weight) and stocks (by weight) at the end of the month from approximately 11 manufacturers of process cheese.

**MAIN TOPICS:**

*Process cheese, SCG 1988 production, by weight size*

*Process cheese, SCG 1988 inventories/stocks at end of month, by weight size*

COLLECTION:**START DATE:**

1982-10

**REFERENCE PERIOD:**

Month

**DATA COLLECTION METHOD(S):**

100% Self-completion, mail out/mail back

**FREQUENCY:**

Monthly

**TYPE OF SURVEY:**

Census

**COLLECTION PERIOD:**

From January to December

POPULATION:**TARGET UNIVERSE:**

Process cheese manufacturers

**STATISTICAL UNITS:**

Establishment

**POPULATION SIZE:**

11

CLASSIFICATION:**GEOGRAPHIC COVERAGE:**

Canada

**SIC COVERAGE:**

SIC-E 1980 - 1049

DISSEMINATION:**RELEASE TIME:**

23 working days after the reference month

**CANSIM MATRICES:**

188

**GEOGRAPHIC UNITS DISSEMINATED:**

Canada

**PUBLICATIONS (CATALOGUED):**

32-024

CONTACT PERSON: *Peter Zylstra; (613) 951-3511; Senior Economist;  
Industry Division*

**32-2131 Steel Primary Forms Weekly**

This survey collects weekly information on the production of raw steel from approximately 10 manufacturers of raw steel.

**MAIN TOPICS:***Steel, primary forms production*COLLECTION:**START DATE:**

1938-01

**DATA COLLECTION METHOD(S):**

100% Telephone interview



**TYPE OF SURVEY:**

Sample

**FREQUENCY:**

Weekly

**REFERENCE PERIOD:**

Calendar year; Week

**COLLECTION PERIOD:**

Monday, Tuesday

**POPULATION:****TARGET UNIVERSE:**

All major manufacturers of raw steel

**STATISTICAL UNITS:**

Establishment

**POPULATION SIZE:**

10

**CLASSIFICATION:****GEOGRAPHIC COVERAGE:**

Canada

**SIC COVERAGE:**

SIC-E 1980 - 2919

**DISSEMINATION:****RELEASE TIME:**

Thursday after the reference week

**PUBLICATIONS (CATALOGUED):**

11-001

**GEOGRAPHIC UNITS DISSEMINATED:**

Canada

**CONTACT PERSON:** *Greg Milsom; (613) 951-9827; Industry Officer,  
Industry Division*

---

**32-2133 Instant Skim Milk Powder**

This survey collects monthly and cumulative production data (by weight) and stocks (by weight) at the end of the month from approximately 4 manufacturers of instant skim milk powder.

**MAIN TOPICS:***Instant skim milk powder, production, by weight size, by SCG 1988**Instant skim milk powder, inventories at end of month, by weight size, by SCG***COLLECTION:****START DATE:**

1972-10

**TYPE OF SURVEY:**

Census

**DATA COLLECTION METHOD(S):**

100% Self-completion, mail out/mail back

**REFERENCE PERIOD:**

Month

**FREQUENCY:**  
Monthly

**COLLECTION PERIOD:**  
From January to December

POPULATION:

**TARGET UNIVERSE:**  
Manufacturers of instant skim milk powder

**STATISTICAL UNITS:**  
Establishment

**POPULATION SIZE:**  
4

CLASSIFICATION:

**GEOGRAPHIC COVERAGE:**  
Canada

**SIC COVERAGE:**  
SIC-E 1980 - 1049

DISSEMINATION:

**RELEASE TIME:**  
23 working days after the reference month

**PUBLICATIONS (CATALOGUED):**  
32-024

**GEOGRAPHIC UNITS DISSEMINATED:**  
Canada

CONTACT PERSON: *Peter Zylstra; (613) 951-3511; Senior Economist;  
Industry Division*

### 32-2134 Production, Shipments and Stocks on Hand of Sawmills East of the Rockies

This survey collects on a monthly basis (quantity figures only), information on the production, shipments and stocks on hand of lumber and ties of sawmills east of the Rockies from approximately 200 manufacturers of lumber and ties.

**MAIN TOPICS:**

*Lumber, production, shipments and stocks on hand statistics of sawmills and planing mills east of the Rockies, by province*

*Lumber and ties, production and stocks on hand, by softwood and hardwood species, by SCG 1988, by province*

COLLECTION:

**START DATE:**  
1946

**TYPE OF SURVEY:**  
Sample

**DATA COLLECTION METHOD(S):**  
100% Self-completion, mail out/mail back

**REFERENCE PERIOD:**  
Calendar year; Month

**FREQUENCY:**

Monthly

**COLLECTION PERIOD:**

From the 1st to the 10th of the month

POPULATION:**TARGET UNIVERSE:**

All sawmills in Alberta, Saskatchewan, Manitoba, Ontario, Quebec, Nova Scotia and New Brunswick

**POPULATION SIZE:**

900

**STATISTICAL UNITS:**

Establishment

CLASSIFICATION:**GEOGRAPHIC COVERAGE:**

Nova Scotia; New Brunswick; Quebec; Ontario; Manitoba; Saskatchewan; Alberta

**SIC COVERAGE:**

SIC-E 1980 - 2512

DISSEMINATION:**RELEASE TIME:**

38 working days after the reference month

**CANSIM MATRICES:**

53;122

**GEOGRAPHIC UNITS DISSEMINATED:**

Nova Scotia; New Brunswick; Quebec; Ontario; Manitoba; Saskatchewan; Alberta

**PUBLICATIONS (CATALOGUED):**

35-002

CONTACT PERSON: Jacques Lepage; (613) 951-3516; Senior Economist;  
Industry Division**32-2135 Production, Shipments and Stocks on Hand of Sawmills in British Columbia**

This survey collects, on a monthly basis, (quantity figures only), information on the production, shipments and stocks on hand of lumber and ties of sawmills in British Columbia.

**MAIN TOPICS:**

*Lumber, production, shipments and stocks on hand statistics of sawmills and planing mills in British Columbia*  
*Lumber and ties, production and stocks on hand, by softwood and hardwood species, by SCG 1988, by British Columbia region*  
*Lumber and ties, disposals by shipments*  
*Sawn lumber and ties, by British Columbia region of origin*  
*Wood pulp chips, production: shipments and stocks on hand, by British Columbia region*

COLLECTION:**START DATE:**

1947

**DATA COLLECTION METHOD(S):**

100% Self-completion, mail out/mail back

**TYPE OF SURVEY:**

Sample

**FREQUENCY:**

Monthly

**REFERENCE PERIOD:**

Calendar year; Month

**COLLECTION PERIOD:**

From the 1st to the 10th of the month

**POPULATION:****TARGET UNIVERSE:**

All sawmills in British Columbia

**STATISTICAL UNITS:**

Establishment

**POPULATION SIZE:**

400

**CLASSIFICATION:****GEOGRAPHIC COVERAGE:**

British Columbia

**SIC COVERAGE:**

SIC-E 1980 - 2512

**DISSEMINATION:****RELEASE TIME:**

38 working days after the reference month

**CANSIM MATRICES:**

53;122

**GEOGRAPHIC UNITS DISSEMINATED:**

British Columbia; B.C. Coast; B.C. Interior

**PUBLICATIONS (CATALOGUED):**

35-003

**CONTACT PERSON:** Jock Dobie; (604) 666-2671; Forest Economist;  
Industry Division

**32-2136 Pulpwood and Wood Residue**

This survey collects monthly and cumulative data on receipts, consumption and inventories of pulpwood and wood residue from approximately 105 pulp and paper mills (approximately 80 respondents from east of Rockies and 25 respondents from British Columbia).

**MAIN TOPICS:**

*Pulp and paper mills, pulpwood and wood residue statistics on receipts and consumption, by province of mill location*

*Pulpwood, receipts from all sources, by province of mill location*

*Wood residue, receipts in domestic mills, by province of mill location*

*Pulpwood and wood residue, consumption and stock on hand, closing inventories, by province of mill location*

*Fibre utilization*



COLLECTION:

**START DATE:**  
1958

**REFERENCE PERIOD:**  
Calendar year; Month

**DATA COLLECTION METHOD(S):**  
100% Self-completion, mail out/mail back

**FREQUENCY:**  
Monthly

**TYPE OF SURVEY:**  
Census

**COLLECTION PERIOD:**  
From the end of the reference month to the 10th day of the following month

POPULATION:

**TARGET UNIVERSE:**  
All major pulp and paper mills in Canada

**STATISTICAL UNITS:**  
Establishment

**POPULATION SIZE:**  
105

CLASSIFICATION:

**GEOGRAPHIC COVERAGE:**  
Canada

**SIC COVERAGE:**  
SIC-E 1980 - 271

DISSEMINATION:

**RELEASE TIME:**  
29 working days after the reference month

**CANSIM MATRICES:**  
54

**GEOGRAPHIC UNITS DISSEMINATED:**  
Canada; Newfoundland; Nova Scotia; New Brunswick; Quebec; Ontario; Manitoba; Saskatchewan; Alberta; British Columbia

**PUBLICATIONS (CATALOGUED):**  
25-001

**CONTACT PERSON:** *Jacques Lepage; (613) 951-3516; Senior Economist; Industry Division*

**32-2138 Construction Type Plywood**

This survey collects, on a monthly basis, information (quantity figures only) on the production, shipments (by destination) and stocks on hand of construction type plywood in Canada. The survey is limited to certain mills whose principal production consists of construction type plywood, covering all softwood and most poplar, aspen and cottonwood. The manufacturers included in the study account for 100% of this product.

**MAIN TOPICS:**

*Plywood, construction type, production, shipments and stocks statistics, by wood species, by SCG 1988*  
*Plywood, construction type, domestic shipments and export shipments, by wood species, by SCG 1988*

*Pulp chips, production, shipments and stocks  
Plywood, distribution of shipments, by province of destination*

COLLECTION:

**START DATE:**  
1953

**REFERENCE PERIOD:**  
Calendar year; Month

**DATA COLLECTION METHOD(S):**  
100% Self-completion, mail out/mail back

**FREQUENCY:**  
Monthly

**TYPE OF SURVEY:**  
Census

**COLLECTION PERIOD:**  
Monthly

POPULATION:

**TARGET UNIVERSE:**  
All major manufacturers of construction type  
plywood

**STATISTICAL UNITS:**  
Establishment

**POPULATION SIZE:**  
29

CLASSIFICATION:

**GEOGRAPHIC COVERAGE:**  
Canada

**SIC COVERAGE:**  
SIC-E 1980 - 2522 (part of)

DISSEMINATION:

**RELEASE TIME:**  
30 working days after the reference month

**CANSIM MATRICES:**  
122

**GEOGRAPHIC UNITS DISSEMINATED:**  
Canada; British Columbia; All provinces (excluding  
British Columbia)

**PUBLICATIONS (CATALOGUED):**  
35-001

CONTACT PERSON: *Jock Dobie; (604) 666-2671; Forest Economist;  
Industry Division*

### 32-2139 Frozen Fish

This survey collects data by weight only, on annual freezings and stocks of frozen sea fish and frozen shellfish from approximately 55 processors, brokers, wholesalers and cold storage warehouses of frozen fish.

**MAIN TOPICS:**

*Fish frozen, yearly freezings and stocks at end of year, by variety, by type of fish  
Sea fish, freezings and stocks, by category, by type of fish, by processed form*

*Shellfish, freezings and stocks, by type of shellfish, by processed form*  
*Freshwater fish, freezings and stocks, by type of fish, by processed form*  
*Smoked fish, freezings and stocks, by type of fish, by processed form*  
*Fish bait and animal feed, freezings and stocks, by type of fish, by processed form*

COLLECTION:

**START DATE:**  
1977

**REFERENCE PERIOD:**  
Calendar year

**DATA COLLECTION METHOD(S):**  
100% Self-completion, mail out/mail back

**FREQUENCY:**  
Annual

**TYPE OF SURVEY:**  
Census

**COLLECTION PERIOD:**  
From January to December

POPULATION:

**TARGET UNIVERSE:**  
Fish processors, brokers, wholesalers and cold storage warehouses

**POPULATION SIZE:**  
55

**STATISTICAL UNITS:**  
Establishment

CLASSIFICATION:

**GEOGRAPHIC COVERAGE:**  
Canada

**SIC COVERAGE:**  
SIC-E 1980 - 1021, 5212 (part of)

DISSEMINATION:

**RELEASE TIME:**  
Data are not released by Statistics Canada - all requests should be directed to Fisheries and Oceans

**CONTACT PERSON:** *Tim Hsu; (613) 993-2311; Chief, Statistics;  
Economic Analysis Division; Fisheries and Oceans*  
*Peter Zylstra; (613) 951-3511; Senior Economist;  
Industry Division*

**32-2140 Cement**

This survey collects information on the production, shipments and end of month stocks of Portland, masonry and other cement in Canada as well as the regional distribution of cement sales by type of cement and export sales from all manufacturers and certain importers of standard Portland cement in Canada.

**MAIN TOPICS:**

*Cement, production, shipments and stocks of cement of own manufacture, by type of cement, by SCG 1988*  
*Cement, domestic sales distribution, by type of cement, by SCG 1988, by region/province of sale*  
*Cement, export sales, by type of cement, by SCG 1988*  
*Portland cement, domestic sales, by region/province of sale and export sales total*  
*Clinker, sales total*  
*Masonry cement, domestic sales, by region/province of sale and export sales total*

**COLLECTION:****START DATE:**

1931-08

**REFERENCE PERIOD:**

Month

**DATA COLLECTION METHOD(S):**

100% Self-completion, mail out/mail back

**FREQUENCY:**

Monthly

**TYPE OF SURVEY:**

Census

**COLLECTION PERIOD:**

From the 25th day of the reference month to the 10th day of the following month

**POPULATION:****TARGET UNIVERSE:**

All manufacturers and selected importers of Portland cement in Canada

**POPULATION SIZE:**

26

**STATISTICAL UNITS:**

Establishment

**CLASSIFICATION:****GEOGRAPHIC COVERAGE:**

Canada

**SIC COVERAGE:**

SIC-E 1980 - 3521, 5639 (part of)

**DISSEMINATION:****RELEASE TIME:**

4 to 5 weeks after the reference month

**CANSIM MATRICES:**

92;127

**GEOGRAPHIC UNITS DISSEMINATED:**

Countries; Canada; Quebec; Ontario; Atlantic provinces; Prairies; British Columbia including Territories

**PUBLICATIONS (CATALOGUED):**

44-001

**CONTACT PERSON:** *Roland Joubert; (613) 951-3527; Industry Officer; Industry Division*



**32-2141 Particleboard, Waferboard and Fibreboard**

This survey collects monthly information on production and shipments from 22 mills producing particleboard, waferboard and/or fibreboard.

**MAIN TOPICS:**

*Particleboard, waferboard and fibreboard, production and stocks in quantity, and shipments in quantity and value, by type, by SCG 1988*

*Particleboard and waferboard, production in quantity, by type*

*Particleboard and waferboard, domestic shipments in quantity, by type, and by region/province of destination*

*Fibreboard, production, domestic shipments, and export shipments, in quantity*

*Particleboard and waferboard, export shipments, in quantity, by type*

**COLLECTION:****START DATE:**

1965-07

**REFERENCE PERIOD:**

Calendar year

**DATA COLLECTION METHOD(S):**

100% Self-completion, mail out/mail back

**FREQUENCY:**

Monthly

**TYPE OF SURVEY:**

Census

**COLLECTION PERIOD:**

From the end of the reference month to the 10th day of the following month

**POPULATION:****TARGET UNIVERSE:**

All major producers of particleboard, waferboard and fibreboard

**POPULATION SIZE:**

22

**STATISTICAL UNITS:**

Establishment

**CLASSIFICATION:****GEOGRAPHIC COVERAGE:**

Canada

**SIC COVERAGE:**

SIC-E 1980 - 2592, 2593, 2714 (part of)

**DISSEMINATION:****RELEASE TIME:**

30 working days after the reference month

**CANSIM MATRICES:**

122;31

**GEOGRAPHIC UNITS DISSEMINATED:**

Canada; Quebec; Ontario; All other provinces

**PUBLICATIONS (CATALOGUED):**

36-003

**CONTACT PERSON:**

*Jacques Lepage; (613) 951-3516; Senior Economist;  
Industry Division*

## 32-2142 Production and Disposition of Tobacco Products

This survey collects information for the month and the year-to-date on opening and closing stocks, production, sales (and adjustments) of cigarettes, cigars, fine cut, pipe and other tobacco in units and by weight (kg) from approximately 11 manufacturers of tobacco products in Canada.

### MAIN TOPICS:

*Tobacco industry, SIC 1980, production, disposition and stocks, by type of product, by SCG 1988*  
*Tobacco products, opening and closing inventories, and total production, by type of product, by SCG 1988*  
*Cigarettes and cigars, production and disposition statistics*  
*Tobacco, pipe and fine cut, production and disposition statistics*  
*Tobacco products, export sales, by end use and by type of product, by SCG 1988*  
*Tobacco products, domestic sales, by end use and by type of product, by SCG 1988*

### COLLECTION:

#### START DATE:

1972-01

#### REFERENCE PERIOD:

Month

#### DATA COLLECTION METHOD(S):

100% Self-completion, mail out/mail back

#### FREQUENCY:

Monthly

#### TYPE OF SURVEY:

Census

#### COLLECTION PERIOD:

From January to December

### POPULATION:

#### TARGET UNIVERSE:

Manufacturers of tobacco products

#### STATISTICAL UNITS:

Establishment

#### POPULATION SIZE:

12

### CLASSIFICATION:

#### GEOGRAPHIC COVERAGE:

Canada

#### SIC COVERAGE:

SIC-E 1980 - 1221

### DISSEMINATION:

#### RELEASE TIME:

14 working days after the reference month

#### CANSIM MATRICES:

46

#### GEOGRAPHIC UNITS DISSEMINATED:

Canada

#### PUBLICATIONS (CATALOGUED):

32-022

CONTACT PERSON: *Peter Zylstra; (613) 951-3511; Senior Economist;  
 Industry Division*

**32-2143 Sugar - Situation**

This survey collects data by weight on the acquisition of stock, production and shipment of raw and refined sugar for the month and the year-to-date from approximately 7 refiners of raw cane or beet sugars as well as those who further process such sugars.

**MAIN TOPICS:**

*Sugar industry, raw and refined sugar, acquisitions, stocks, production and shipment statistics by type of sugar products, by SCG 1988*

*Raw and refined sugar, opening and closing stocks, by type of sugar product, by SCG 1988*

*Refined sugar, production, by quantity of raw sugar used and quantity of refined sugar produced, by SCG 1988*

*Raw and refined sugar, shipments for domestic sales and export sales, by type of sugar product, by SCG 1988*

*Refined sugar, interbranch or inter-refinery sales, transfers*

*Raw and refined sugar, acquisitions, by purpose of acquisition*

**COLLECTION:****START DATE:**

1920-07

**REFERENCE PERIOD:**

Month

**DATA COLLECTION METHOD(S):**

100% Self-completion, mail out/mail back

**FREQUENCY:**

Monthly

**TYPE OF SURVEY:**

Census

**COLLECTION PERIOD:**

From January to December

**POPULATION:****TARGET UNIVERSE:**

Refiners of raw cane and beet sugar

**STATISTICAL UNITS:**

Establishment

**POPULATION SIZE:**

7

**CLASSIFICATION:****GEOGRAPHIC COVERAGE:**

Canada

**SIC COVERAGE:**

SIC-E 1980 - 1081

**DISSEMINATION:****RELEASE TIME:**

11 working days after the reference month

**CANSIM MATRICES:**

141

**GEOGRAPHIC UNITS DISSEMINATED:**

Canada

**PUBLICATIONS (CATALOGUED):**

32-013

**CONTACT PERSON:** *Peter Zylstra; (613) 951-3511; Senior Economist;  
Industry Division*

**32-2144 Corrugated Boxes and Wrappers**

This survey collects monthly information on shipments from 13 manufacturers of corrugated boxes and wrappers, given in quantity and value and by province of destination. Exports are also shown.

**MAIN TOPICS:**

*Corrugated boxes and wrappers, by SCG 1988*

*Domestic shipments by region/province of destination, quantity and exports*

**COLLECTION:****START DATE:**

1961-01

**REFERENCE PERIOD:**

Calendar year; Month

**DATA COLLECTION METHOD(S):**

100% Self-completion, mail out/mail back

**FREQUENCY:**

Monthly

**TYPE OF SURVEY:**

Census

**COLLECTION PERIOD:**

From the 1st to the 10th of the month

**POPULATION:****TARGET UNIVERSE:**

All major manufacturers of corrugated boxes and wrappers

**POPULATION SIZE:**

13

**STATISTICAL UNITS:**

Establishment

**CLASSIFICATION:****GEOGRAPHIC COVERAGE:**

Canada

**SIC COVERAGE:**

SIC-E 1980 - 2732

**DISSEMINATION:****RELEASE TIME:**

18 working days after the reference month

**PUBLICATIONS (CATALOGUED):**

36-004

**GEOGRAPHIC UNITS DISSEMINATED:**

Quebec; Ontario; Manitoba; Saskatchewan; Alberta; Atlantic provinces; British Columbia including Territories

**CONTACT PERSON:** *Sandra Bohatyretz; (613) 951-3531; Industry Analyst; Industry Division*



**32-2152 Business Conditions Survey**

This quarterly survey collects information from 9,000 manufacturing establishments in Canada. Manufacturers are asked to provide their opinions on finished product inventories, new orders and backlog of unfilled orders, impediments to production and expected change in the production between the next three and last three months.

**MAIN TOPICS:**

*Manufacturing industries, SIC 1980, business conditions, by productive activity status or impediments, as related to labour, raw materials, working capital and other components of productivity*

*Manufacturing industries, SIC 1980, business conditions, by inventory status of finished goods on hand in the establishment*

*Manufacturing industries, SIC 1980, business conditions, by status of orders received, and of unfilled orders of the establishment*

*Manufacturing industries, SIC 1980, business conditions, by volume of production expected as compared to previous period of production*

**NOTES:**

CANSIM Matrices: The CANSIM matrices 2840, 2841 and 2842 are for results based on 1970 SIC and 2843, 2844 and 2845 are for results based on 1980 SIC-E.

COLLECTION:**START DATE:**

1976-01

**REFERENCE PERIOD:**

Current month or next quarter, depending on question asked

**DATA COLLECTION METHOD(S):**

100% Self-completion, mail out/mail back

**FREQUENCY:**

Quarterly

**TYPE OF SURVEY:**

Sample

**COLLECTION PERIOD:**

January, April, July, October

POPULATION:**TARGET UNIVERSE:**

Canadian manufacturing industries

**STATISTICAL UNITS:**

Establishment

**POPULATION SIZE:**

38,400

CLASSIFICATION:**GEOGRAPHIC COVERAGE:**

Canada

**SIC COVERAGE:**

SIC-E 1980 - Division E

**GEOGRAPHIC CODING - MICRO DATA:**

Province

**OTHER COVERAGE:**

Economic Use Classification (EUC)

DISSEMINATION:**RELEASE TIME:**

10 days after the collection period

**GEOGRAPHIC UNITS DISSEMINATED:**

Canada; Provinces; Territories

**CANSIM MATRICES:**

2840-2845 (See NOTES)

**PUBLICATIONS (CATALOGUED):**

11-001

**OTHER STATISTICAL DATA PRODUCTS:**

Standard tabulation or data file -

Name: Business Conditions Survey

Method(s) of dissemination: a) Hard copy/printout,

b) Diskette, c) Tape

CONTACT PERSON: *Henry Glouchkow; (613) 951-9833; Chief, Monthly Survey of Manufacturing; Industry Division*

**32-2154 Production of Selected Biscuits**

This survey collects semi-annual and year-to-date data, by weight, on the production of selected biscuits from approximately 20 manufacturers of biscuits.

**MAIN TOPICS:***Biscuits, production statistics, by selected biscuits, by SCG 1988**Biscuits, sweetened, production, by type, by SCG 1988**Biscuits, unsweetened, production, by type, by SCG 1988***NOTES:**

Start Date: Prior to 1979, production data for biscuits were available from a survey entitled "Biscuits and Confectionary".

COLLECTION:**START DATE:**

1979-01 (See NOTES)

**REFERENCE PERIOD:**

Semi-annual

**DATA COLLECTION METHOD(S):**

100% Self-completion, mail out/mail back

**FREQUENCY:**

Semi-annual

**TYPE OF SURVEY:**

Census

**COLLECTION PERIOD:**

From January to December

POPULATION:**TARGET UNIVERSE:**

Manufacturers of biscuits, excluding establishments classified as bakeries or retail bakeries, which bake goods and sell them over the counter to final consumers

**POPULATION SIZE:**

20

**STATISTICAL UNITS:**

Establishment

CLASSIFICATION:**GEOGRAPHIC COVERAGE:**

Canada

**SIC COVERAGE:**

SIC-E 1980 - 1071

DISSEMINATION:**RELEASE TIME:**

21 days after the reference period

**CANSIM MATRICES:**

190

**GEOGRAPHIC UNITS DISSEMINATED:**

Canada

**PUBLICATIONS (CATALOGUED):**

32-026

CONTACT PERSON: *Peter Zylstra; (613) 951-3511; Senior Economist;  
Industry Division*

## 32-2156 Tea and Coffee

This survey collects data on the volume of tea and coffee produced during the quarter and for the year-to-date from approximately 26 producers of tea and coffee. It also provides information about the stocks at the end of the quarter.

**MAIN TOPICS:***Tea and coffee, production and stocks, by type, by SCG 1988**Coffee, not decaffeinated, production and stocks, by type, by package weight size, by SCG 1988**Coffee, decaffeinated, production and stocks, by type, by package weight size, by SCG 1988**Coffee, instant, production and stocks, by type, by package weight size, by SCG 1988*COLLECTION:**START DATE:**

1979-04

**REFERENCE PERIOD:**

Quarter

**DATA COLLECTION METHOD(S):**

100% Self-completion, mail out/mail back

**FREQUENCY:**

Quarterly

**TYPE OF SURVEY:**

Census

**COLLECTION PERIOD:**

From January to December

POPULATION:**TARGET UNIVERSE:**

Manufacturers of tea and coffee

**STATISTICAL UNITS:**

Establishment

**POPULATION SIZE:**

26

CLASSIFICATION:**GEOGRAPHIC COVERAGE:**

Canada

**SIC COVERAGE:**

SIC-E 1980 - 1091

DISSEMINATION:**RELEASE TIME:**

37 working days after the reference quarter

**CANSIM MATRICES:**

188

**GEOGRAPHIC UNITS DISSEMINATED:**

Canada

**PUBLICATIONS (CATALOGUED):**

32-025

CONTACT PERSON: Peter Zylstra; (613) 951-3511; Senior Economist;  
Industry Division

---

**32-2157 Cocoa Beans**

This survey collects data on the volume of stocks, purchases and grinding during the quarter and for the year to date from approximately 9 producers of cocoa.

**MAIN TOPICS:***Cocoa beans, SCG 1988, stocks, purchases and grindings*COLLECTION:**START DATE:**

1979-04

**REFERENCE PERIOD:**

Quarter

**DATA COLLECTION METHOD(S):**

100% Self-completion, mail out/mail back

**FREQUENCY:**

Quarterly

**TYPE OF SURVEY:**

Census

**COLLECTION PERIOD:**

From January to December

POPULATION:**TARGET UNIVERSE:**

Manufacturers of cocoa

**STATISTICAL UNITS:**

Establishment

**POPULATION SIZE:**

8

CLASSIFICATION:**GEOGRAPHIC COVERAGE:**

Canada

**SIC COVERAGE:**

SIC-E 1980 - 1083



DISSEMINATION:**RELEASE TIME:**

6 weeks after the reference quarter

**PUBLICATIONS (CATALOGUED):**

32-025

**GEOGRAPHIC UNITS DISSEMINATED:**

Canada

CONTACT PERSON: Peter Zylstra; (613) 951-3511; Senior Economist;  
Industry Division

---

**32-2161 Quarterly Shipments of Office Furniture Products**

This survey collects quarterly shipment information from approximately 35 manufacturers of office furniture. The manufacturers report the value of shipments of finished products of own manufacture by province of destination.

**MAIN TOPICS:**

*Office furniture products, export/domestic shipments, in value, by type of furniture product, by SCG 1988, by province/region of destination*

*Office furniture products, shipments, in value, to federal government, by type of furniture product*

*Chairs for office use, shipments in value, by type, by destination*

*Systems for office, shipments in value, by type, by destination*

*Desks, shipments in value, by type, by destination*

*Files, for office use, shipments in value, by type, by destination*

*Screens, for office use, shipments in value, by type, by destination*

COLLECTION:**START DATE:**

1972

**REFERENCE PERIOD:**

Quarter

**DATA COLLECTION METHOD(S):**

100% Self-completion, mail out/mail back

**FREQUENCY:**

Quarterly

**TYPE OF SURVEY:**

Census

**COLLECTION PERIOD:**

30 working days following end of quarter

POPULATION:**TARGET UNIVERSE:**

All major manufacturers of office furniture

**STATISTICAL UNITS:**

Establishment

**POPULATION SIZE:**

35

CLASSIFICATION:**GEOGRAPHIC COVERAGE:**

Canada

**SIC COVERAGE:**

SIC-E 1980 - 2641 (part of), 2649 (part of)

**GEOGRAPHIC CODING - MICRO DATA:**

Postal codes

DISSEMINATION:**RELEASE TIME:**

56 days after the reference quarter

**PUBLICATIONS (CATALOGUED):**

35-006

**GEOGRAPHIC UNITS DISSEMINATED:**Quebec; Ontario; Manitoba; Saskatchewan; Alberta;  
British Columbia including the Territories; Atlantic  
provincesCONTACT PERSON: *Keith Martin; (613) 951-3518; Industry Officer;  
Industry Division***32-2172 Pack of Processed Corn**

This annual survey collects information on the number of cases and weight of kernel corn, cream style corn and corn on the cob canned in Canada from approximately 20 processors of corn. It also provides data for the same items by size of container. Data on number of cases, weight and size of container for frozen corn and frozen corn on the cob is also available.

**MAIN TOPICS:***Corn, preserved, canned and frozen, by type, by SCG 1988**Corn, canned packs, by size of container, by style, by SCG 1988**Corn, frozen packs, by weight size, by SCG 1988*COLLECTION:**START DATE:**

1973-01

**REFERENCE PERIOD:**

Crop year

**DATA COLLECTION METHOD(S):**

100% Self-completion, mail out/mail back

**FREQUENCY:**

Annual

**TYPE OF SURVEY:**

Census

**COLLECTION PERIOD:**

From December to January

POPULATION:

**TARGET UNIVERSE:**  
Corn processors

**STATISTICAL UNITS:**  
Establishment

**POPULATION SIZE:**  
19

CLASSIFICATION:

**GEOGRAPHIC COVERAGE:**  
Canada

**SIC COVERAGE:**  
SIC-E 1980 - 1031, 1032

DISSEMINATION:

**RELEASE TIME:**  
5 months after the reference crop year

**PUBLICATIONS (CATALOGUED):**  
32-236

**GEOGRAPHIC UNITS DISSEMINATED:**  
Quebec; Ontario; Atlantic; Western

**CONTACT PERSON:** Peter Zylstra; (613) 951-3511; Senior Economist;  
Industry Division

---

**32-2173 Pack of Selected Processed Vegetables**

This survey collects annual information on selected processed vegetables from approximately 30 processors of vegetables.

**MAIN TOPICS:**

*Vegetables, preserved, canned and frozen, by type, by SCG 1988, by region*

*Vegetables, canned, by type, by size of container, by SCG 1988*

*Vegetables, frozen, by type, by SCG 1988, by weight size*

COLLECTION:

**START DATE:**  
1973-01

**REFERENCE PERIOD:**  
Crop year

**DATA COLLECTION METHOD(S):**  
100% Self-completion, mail out/mail back

**FREQUENCY:**  
Annual

**TYPE OF SURVEY:**  
Census

**COLLECTION PERIOD:**  
From July to December

POPULATION:

**TARGET UNIVERSE:**  
Vegetable processors

**STATISTICAL UNITS:**  
Establishment

**POPULATION SIZE:**  
30

CLASSIFICATION:

**GEOGRAPHIC COVERAGE:**  
Canada

**SIC COVERAGE:**  
SIC-E 1980 - 1031, 1032

DISSEMINATION:

**RELEASE TIME:**  
6 months after the reference crop year

**PUBLICATIONS (CATALOGUED):**  
32-233; 32-235; 32-239; 32-240

**GEOGRAPHIC UNITS DISSEMINATED:**  
Quebec; Ontario; Atlantic; Western

**CONTACT PERSON:** Peter Zylstra; (613) 951-3511; Senior Economist;  
Industry Division

**32-2174 Pack and Fresh Acquirements of Apples and Apple Products**

This survey collects annual information on the production of apple products from approximately 67 processors of apples.

**MAIN TOPICS:**

*Apples and apple products, pack and fresh acquirements, by type of apple product, by SCG 1988*

*Apples processed, canned packs, by size of container, by type of product, by SCG 1988, by region*

*Apples processed, frozen, packs by weight size, by SCG 1988*

*Apples processed, solid packs, by size of container*

*Apple juice, canned packs, by size of container*

*Apple pie filling, canned packs, by size of container*

*Apple sauce, canned packs, by size of container*

*Apples, fresh acquirements, for processing quantity and value, by type of acquirement, by regional origin of apples*

COLLECTION:

**START DATE:**  
1973-01

**TYPE OF SURVEY:**  
Census

**DATA COLLECTION METHOD(S):**  
100% Self-completion, mail out/mail back

**REFERENCE PERIOD:**  
Crop year



**FREQUENCY:**

Annual

**COLLECTION PERIOD:**

From June 20 to September 18

POPULATION:

**TARGET UNIVERSE:**

Apple processors

**STATISTICAL UNITS:**

Establishment

**POPULATION SIZE:**

67

CLASSIFICATION:

**GEOGRAPHIC COVERAGE:**

Canada

**SIC COVERAGE:**

SIC-E 1980 - 1031, 1032

DISSEMINATION:

**RELEASE TIME:**

1 year after the reference crop year

**PUBLICATIONS (CATALOGUED):**

32-241

**GEOGRAPHIC UNITS DISSEMINATED:**

Quebec; Ontario; Atlantic; Western

CONTACT PERSON:

*Peter Zylstra; (613) 951-3511; Senior Economist;  
Industry Division*

**32-2175 Pack of Selected Processed Fruits and Fresh Acquirements**

This survey collects annual information on the production of fruits from approximately 37 processors of fruit. Seven distinct series of data are gathered for blueberries, cherries, peaches, pears, plums, raspberries, and strawberries.

**MAIN TOPICS:**

*Fruits preserved/processed, pack and fresh acquirements, by type of product*

*Fruits processed, canned packs, by size of container, by type of fruit, by SCG 1988, by region*

*Fruits processed, frozen pack, by weight, by type of fruit, by SCG 1988, by region*

*Fruits, fresh acquirements for processing, quantity and value, by type of acquirement, by regional origin of fruit*

COLLECTION:

**START DATE:**

1973-01

**TYPE OF SURVEY:**

Census

**DATA COLLECTION METHOD(S):**

100% Self-completion, mail out/mail back

**REFERENCE PERIOD:**

Crop year

**FREQUENCY:**

Annual

**COLLECTION PERIOD:**

From July to February

**POPULATION:****TARGET UNIVERSE:**

Manufacturers of processed fruit

**STATISTICAL UNITS:**

Establishment

**POPULATION SIZE:**

37

**CLASSIFICATION:****GEOGRAPHIC COVERAGE:**

Canada

**SIC COVERAGE:**

SIC-E 1980 - 1031, 1032

**DISSEMINATION:****RELEASE TIME:**

6 months after the reference crop year

**PUBLICATIONS (CATALOGUED):**

32-234

**GEOGRAPHIC UNITS DISSEMINATED:**

Quebec; Ontario; Atlantic; Western

**CONTACT PERSON:** Peter Zylstra; (613) 951-3511; Senior Economist  
Industry Division

**32-2176 Pack of Canned Tomatoes and Tomato Products**

This survey collects annual information on the volume of tomatoes and tomato products canned from approximately 23 processors of tomatoes. It does not include data on tomato sauces and ketchup.

**MAIN TOPICS:**

*Tomatoes, preserved/processed, canned packs, by type of product, by SCG 1988, by size of container, and by region*

**COLLECTION:****START DATE:**

1973-01

**REFERENCE PERIOD:**

Crop year

**DATA COLLECTION METHOD(S):**

100% Self-completion, mail out/mail back

**FREQUENCY:**

Annual

**TYPE OF SURVEY:**

Census

**COLLECTION PERIOD:**

From October to December

POPULATION:

**TARGET UNIVERSE:**  
Manufacturers of canned tomatoes and tomato products

**POPULATION SIZE:**  
23

**STATISTICAL UNITS:**  
Establishment

CLASSIFICATION:

**GEOGRAPHIC COVERAGE:**  
Canada

**SIC COVERAGE:**  
SIC-E 1980 - 1031

DISSEMINATION:

**RELEASE TIME:**  
4 months after the reference crop year

**PUBLICATIONS (CATALOGUED):**  
32-237

**GEOGRAPHIC UNITS DISSEMINATED:**  
Quebec; Ontario; Atlantic; Western

**CONTACT PERSON:** Peter Zylstra; (613) 951-3511; Senior Economist;  
Industry Division

**32-2183 Industrial Chemicals and Synthetic Resins**

This survey collects monthly information on production from approximately 75 Canadian manufacturers of new virgin resin (excluding compounding or colouring ingredients) as well as industrial chemicals. The data bank contains the quantities produced of the above mentioned chemicals for each month.

**MAIN TOPICS:**

*Industrial chemicals and sythetic resins, production, in quantity, by commodity SCG 1988*

*Hydrochloric acid (muriatic) 100%, quantity produced*

*Nitric acid, 100%, quantity produced*

*Phosphoric acid (wet process) (as 100% P2O5), quantity produced*

*Sulphuric acid, all grades, including oleum (as 100%), quantity produced*

*Aluminum sulphate (alum), quantity produced*

*Ammonia anhydrous, 100%, quantity produced*

*Ammonium nitrate, all grades, quantity produced*

*Ammonium phosphate (all grades), quantity produced*

*Butadiene, quantity produced*

*Butylene, quantity produced*

*Carbon black, quantity produced*

*Chlorine, quantity produced*

*Ethylene, quantity produced*

*Formaldehyde, 100% solid basis, quantity produced*

*Methyl alcohol (Methanol), quantity produced*

*Propylene (as propylene in all grades), quantity produced*  
*Sodium chlorate, quantity produced*  
*Sodium hydroxide, (caustic soda) (as 100% NaOH) quantity produced*  
*Urea (all grades), quantity produced*  
*Benzene, quantity produced*  
*Toluene, quantity produced*  
*Xylene, quantity produced*  
*Zinc oxide, quantity produced*  
*Polyethylene, low density, quantity produced*  
*Polyethylene, linear low density, quantity produced*  
*Polyethylene, high density, quantity produced*  
*Polystyrene, quantity produced*  
*Acrylonitrile-butadiene-styrene (abs), quantity produced*  
*Polyvinyl chloride, quantity produced*  
*Polyesters, unsaturated, quantity produced*  
*Hydrogen peroxide, 100%, quantity produced*

**COLLECTION:****START DATE:**

1958-04

**DATA COLLECTION METHOD(S):**

100% Self-completion, mail out/mail back

**TYPE OF SURVEY:**

Census

**REFERENCE PERIOD:**

Month

**FREQUENCY:**

Monthly

**COLLECTION PERIOD:**

From the 10th to the 26th day of the month following the reference month

**POPULATION:****TARGET UNIVERSE:**

All major manufacturers of industrial chemicals and new virgin resins, excluding compounding or colouring ingredients

**POPULATION SIZE:**

75

**STATISTICAL UNITS:**

Company

**CLASSIFICATION:****GEOGRAPHIC COVERAGE:**

Canada

**SIC COVERAGE:**

SIC-E 1980 - 3711, 3712, 3721, 3731

**GEOGRAPHIC CODING - MICRO DATA:**

Postal codes

**DISSEMINATION:****RELEASE TIME:**

6 to 7 weeks after the reference month

**GEOGRAPHIC UNITS DISSEMINATED:**

Canada



**CANSIM MATRICES:**  
100,951

**REFERENCE DOCUMENTS:**  
46-002 (December)

**PUBLICATIONS (CATALOGUED):**  
46-002

**CONTACT PERSON:** Raj Sehdev; (613) 951-3513; Senior Economist;  
Industry Division

### 32-2184 Disposition of Shipments of Ingots and Rolled Steel Products

This survey collects monthly information on disposition of shipments from approximately 20 manufacturers of rolled steel products.

**MAIN TOPICS:**

*Ingots and rolled steel products, non-alloy, stainless and alloy, disposition of net shipments, by product, SCG 1988, by principal consuming industries*

*Steel primary forms, disposition of shipments, by principal consuming industries*

*Ingots and semi-finished form, SCG 1988, disposition of shipments, by principal consuming industries*

*Rails and heavy structural sections, SCG 1988, disposition of shipments, by principal consuming industries*

*Intermediate structural sections, SCG 1988, disposition of shipments, by principal consuming industries*

*Light structural sections, SCG 1988, disposition of shipments, by principal consuming industries*

*Concrete reinforcing bars, SCG 1988, disposition of shipments, by principal consuming industries*

*Other hot rolled bars, SCG 1988, disposition of shipments, by principal consuming industries*

*Wire rods, SCG 1988, disposition of shipments, by principal consuming industries*

*Railway track material, SCG 1988, disposition of shipments, by principal consuming industries*

*Cold finished bars, SCG 1988, disposition of shipments, by principal consuming industries*

*Plates, SCG 1988, disposition of shipments, by principal consuming industries*

*Hot rolled sheets, SCG 1988, disposition of shipments, by principal consuming industries*

*Cold reduced sheets and strip and other products, SCG 1988, disposition of shipments, by principal consuming industries*

*Tin plate and T.F.S., SCG 1988, disposition of shipments, by principal consuming industries*

*Galvanized sheets including galvalume, SCG 1988, disposition of shipments, by principal consuming industries*

*Ingots and rolled steel products, domestic shipments, by product SCG 1988*

*Ingots and rolled steel products, alloy and stainless products, total shipments/domestic shipments, by product SCG 1988*

*Ingots and rolled steel products, exports for final sales to United States/to other countries, by product SCG 1988*

*Ingots and rolled steel products, producers interchange for sales, by product SCG 1988*

*Ingots and rolled steel products, exports for conversion and return, by product SCG 1988*

*Ingots and rolled steel products, imports by producers (including conversion), by product SCG 1988*

**COLLECTION:**

**START DATE:**  
1946-01

**DATA COLLECTION METHOD(S):**  
100% Self-completion, mail out/mail back

**TYPE OF SURVEY:**

Census

**FREQUENCY:**

Monthly

**REFERENCE PERIOD:**

Calendar year; Month

**COLLECTION PERIOD:**

From the 1st to the 10th of the month

POPULATION:**TARGET UNIVERSE:**

All major manufacturers of rolled steel products

**STATISTICAL UNITS:**

Establishment

**POPULATION SIZE:**

20

CLASSIFICATION:**GEOGRAPHIC COVERAGE:**

Canada

**SIC COVERAGE:**

SIC-E 1980 - 2919

DISSEMINATION:**RELEASE TIME:**

6 weeks after the reference month

**CANSIM MATRICES:**

58;122

**GEOGRAPHIC UNITS DISSEMINATED:**

Canada

**PUBLICATIONS (CATALOGUED):**

41-001

CONTACT PERSON: *Greg Milsom; (613) 951-9827; Industry Officer;  
Industry Division*

### 32-2189 Shipments of Solid Fuel Burning Heating Products

This survey collects information on the number of units and the value of domestic and export shipments for each quarter from approximately 53 Canadian manufacturers of specified heating products. The products covered are heating stoves, fireplaces, furnaces, boilers, etc, by type of product.

**MAIN TOPICS:**

*Solid fuel burning heating products, Canadian manufacturers' shipments, in quantity and value, for domestic/export markets, by type of product, SCG 1988*

*Heating stoves, circulating, SCG 1988, domestic/export shipments*

*Heating stoves, radiant, SCG 1988, domestic/export shipments*

*Cooking stoves, SCG 1988, domestic/export shipments*

*Steel liners for masonry fireplaces, SCG 1988, domestic/export shipments*

*Pre-fabricated fireplaces, including free standing, SCG 1988, domestic/export shipments*

*Fireplace inserts, SCG 1988, domestic/export shipments*

*Furnaces, wood or coal, SCG 1988, domestic/export shipments*

*Add-on furnaces, SCG 1988, domestic/export shipments*

*Boilers for residential heating, SCG 1988, domestic/export shipments*  
*Combination furnaces and boilers, SCG 1988, domestic/export shipments*

COLLECTION:

**START DATE:**  
1982-01

**REFERENCE PERIOD:**  
Quarter

**DATA COLLECTION METHOD(S):**  
100% Self-completion, mail out/mail back

**FREQUENCY:**  
Quarterly

**TYPE OF SURVEY:**  
Census

**COLLECTION PERIOD:**  
Within the 4 weeks following the end of the reference quarter

POPULATION:

**TARGET UNIVERSE:**  
All major manufacturers of solid fuel burning heating products

**POPULATION SIZE:**  
53

**STATISTICAL UNITS:**  
Establishment

CLASSIFICATION:

**GEOGRAPHIC COVERAGE:**  
Canada

**SIC COVERAGE:**  
SIC-E 1980 - 3071 (part of)

**GEOGRAPHIC CODING - MICRO DATA:**  
Postal codes

DISSEMINATION:

**RELEASE TIME:**  
32 days after the reference quarter

**PUBLICATIONS (CATALOGUED):**  
25-002

**GEOGRAPHIC UNITS DISSEMINATED:**  
Canada

CONTACT PERSON: *Keith Martin; (613) 951-3518; Industry Officer;  
Industry Division*

**32-2190 Pack of Processed Green and Wax Beans**

This survey collects annual information on canned or frozen beans from approximately 17 processors of beans.

**MAIN TOPICS:**

*Green and wax beans: canned and frozen, by type of product, by SCG 1988*  
*canned packs, by type of product, by SCG 1988, by size of container*  
*frozen packs, by type of product, by SCG 1988, by weight size*

**COLLECTION:****START DATE:**

1973-01

**REFERENCE PERIOD:**

Crop year

**DATA COLLECTION METHOD(S):**

100% Self-completion, mail out/mail back

**FREQUENCY:**

Annual

**TYPE OF SURVEY:**

Census

**COLLECTION PERIOD:**

From September to December

**POPULATION:****TARGET UNIVERSE:**

Green and wax bean processors

**STATISTICAL UNITS:**

Establishment

**POPULATION SIZE:**

17

**CLASSIFICATION:****GEOGRAPHIC COVERAGE:**

Canada

**SIC COVERAGE:**

SIC-E 1980 - 1031, 1032

**DISSEMINATION:****RELEASE TIME:**

6 months after the reference crop year

**PUBLICATIONS (CATALOGUED):**

32-238

**GEOGRAPHIC UNITS DISSEMINATED:**

Quebec; Ontario; Atlantic; Western

**CONTACT PERSON:** *Peter Zylstra; (613) 951-3511; Senior Economist;*  
*Industry Division*

### 32-2192 Factory Shipments of High Pressure Decorative Laminate Sheet

This survey collects quarterly information on shipments from 3 Canadian manufacturers of high pressure decorative laminate sheet and backing laminates.



**MAIN TOPICS:**

*Laminate sheets, factory shipments, in quantity and in value, for domestic/export markets, by type of product, SCG 1988*

*High pressure decorative laminates, factory shipments for domestic/export markets*

*High pressure backing laminates, factory shipments for domestic/export markets*

**COLLECTION:****START DATE:**

1978-03

**REFERENCE PERIOD:**

Quarter

**DATA COLLECTION METHOD(S):**

100% Self-completion, mail out/mail back

**FREQUENCY:**

Quarterly

**TYPE OF SURVEY:**

Census

**COLLECTION PERIOD:**

From the 10th to the 26th day of the month following the reference quarter

**POPULATION:****TARGET UNIVERSE:**

All manufacturers of high pressure decorative laminate sheet and backing laminates

**POPULATION SIZE:**

3

**STATISTICAL UNITS:**

Establishment

**CLASSIFICATION:****GEOGRAPHIC COVERAGE:**

Canada

**SIC COVERAGE:**

SIC-E 1980 - 1699 (part of)

**GEOGRAPHIC CODING - MICRO DATA:**

Postal codes

**DISSEMINATION:****RELEASE TIME:**

6 to 7 weeks after the reference quarter

**PUBLICATIONS (CATALOGUED):**

47-005

**GEOGRAPHIC UNITS DISSEMINATED:**

Canada

**REFERENCE DOCUMENTS:**

47-005 (December)

**CANSIM MATRICES:**

2906

**CONTACT PERSON:** *Raj Sehdev; (613) 951-3513; Senior Economist;  
Industry Division*

**32-2197 Production and Shipments of Plastic Bottles - Blow-Moulded**

This survey collects quarterly information on production and shipments from approximately 46 Canadian manufacturers of blow-moulded plastic bottles (both captive and those that ship bottles).

**MAIN TOPICS:**

*Plastic bottles: blow-moulded, production, in quantity, by type of bottle, by size of bottle  
blow-moulded, shipments in quantity and value, by type of bottle, by size of bottle  
blow-moulded, production, in quantity, by material used, by type of resins used, in quantity  
for household chemicals, production and shipments  
for toiletries and cosmetics, production and shipments  
for medicinal and health use, production and shipments  
for food and beverages, production and shipments  
for automotive and marine use, production and shipments  
for industrial and agricultural chemicals: herbicides and pesticides  
Polyethylene, used in plastic bottle production  
Polypropylene, used in plastic bottle production  
Polyvinyl chloride, used in plastic bottle production  
Polyethylene terephthalate, used in plastic bottle production  
Plastic bottles, manufacturers' list of surveyed firms, by name, by plant location, by province*

**COLLECTION:****START DATE:**

1978-03

**REFERENCE PERIOD:**

Quarter

**DATA COLLECTION METHOD(S):**

100% Self-completion, mail out/mail back

**FREQUENCY:**

Quarterly

**TYPE OF SURVEY:**

Sample

**COLLECTION PERIOD:**

From the 10th to the 26th day of the month following the reference quarter

**POPULATION:****TARGET UNIVERSE:**

Most major manufacturers of blow-moulded plastic bottles

**POPULATION SIZE:**

65

**STATISTICAL UNITS:**

Establishment

**CLASSIFICATION:****GEOGRAPHIC COVERAGE:**

Canada

**SIC COVERAGE:**

SIC-E 1980 - 1699 (part of)

**GEOGRAPHIC CODING - MICRO DATA:**

Postal codes

DISSEMINATION:

**RELEASE TIME:**  
6 weeks after the reference quarter

**PUBLICATIONS (CATALOGUED):**  
47-006

**GEOGRAPHIC UNITS DISSEMINATED:**  
Canada

**CONTACT PERSON:** *Raj Sehdev; (613) 951-3513; Senior Economist;  
Industry Division*

---

**32-2199 Shipments of Plastic Film and Bags Manufactured from Resin**

This survey collects quarterly information on production and shipments from 58 Canadian manufacturers of plastic film and bags.

**MAIN TOPICS:**

*Plastic film and bags manufactured from resin, shipments of goods of own manufacture, for domestic/export markets, by type of product, by first destination of shipment*

*Plastic film and bags of low density polyethylene (LDPE), domestic/export shipments, by type of product, by first destination of shipment*

*Plastic film and bags of high density polyethylene (HDPE), domestic/export shipments, by type of product, by first destination of shipment*

*Plastic film and bags, manufacturers, list of reporting firms, by name, plant location, by province*

*Garbage sacks and bags of polyethylene*

*Dry cleaners' garment sacks and bags of polyethylene*

*Grocery sacks and bags of polyethylene*

*Luncheon sacks and bags of polyethylene*

*Notions and millinery sacks and bags (LDPE/HDPE)*

*Heavy duty shopping sacks*

*Low/High density polyethylene film (LPDE/HDPE)*

*Packaging film*

*Construction and agricultural film*

*Shrink film and industrial sheeting and tubing*

*Stretch wrap film*

*Coextrusions*

COLLECTION:

**START DATE:**  
1978-03

**REFERENCE PERIOD:**  
Quarter

**DATA COLLECTION METHOD(S):**  
100% Self-completion, mail out/mail back

**FREQUENCY:**  
Quarterly

**TYPE OF SURVEY:**  
Sample

**COLLECTION PERIOD:**

From the 10th to the 26th day of the month following the reference quarter

**POPULATION:****TARGET UNIVERSE:**

Most major manufacturers of plastic film and bags

**STATISTICAL UNITS:**

Establishment

**POPULATION SIZE:**

78

**CLASSIFICATION:****GEOGRAPHIC COVERAGE:**

Canada

**SIC COVERAGE:**

SIC-E 1980 - 1691

**GEOGRAPHIC CODING - MICRO DATA:**

Postal codes

**DISSEMINATION:****RELEASE TIME:**

6 weeks after the reference quarter

**PUBLICATIONS (CATALOGUED):**

47-007

**GEOGRAPHIC UNITS DISSEMINATED:**

Canada

**CONTACT PERSON:** *Raj Sehdev; (613) 951-3513; Senior Economist;  
Industry Division*

---



**33-2001 Electric Utility - Financial Report Annual**

This annual survey collects financial data from approximately 55 electric utilities in Canada.

**MAIN TOPICS:**

*Electric power industry, SIC 1980, 491, public utilities and private utilities, financial and employment statistics*  
*Electric utilities, balance sheet data on assets, liabilities and equity, by detail, by public/private sector, for Canada, provinces and territories*  
*Electric utilities income account of revenue and expenses, by detail, by public/private sector, for Canada, provinces and territories*  
*Electric utilities, employment statistics on employees, wages and salaries, by public/private sector, for Canada, provinces and territories*  
*Revenue by sale of electricity, by public/private sector, by province and territory*  
*Public/private electric utilities, at cost, by type of fixed asset, by province and territory*

**COLLECTION:****START DATE:**

1955

**REFERENCE PERIOD:**

Calendar year

**DATA COLLECTION METHOD(S):**

100% Self-completion, mail out/mail back

**FREQUENCY:**

Annual

**TYPE OF SURVEY:**

Census

**COLLECTION PERIOD:**

From January to August

**POPULATION:****TARGET UNIVERSE:**

Electric utilities in Canada

**STATISTICAL UNITS:**

Legal entity

**POPULATION SIZE:**

55

**CLASSIFICATION:****GEOGRAPHIC COVERAGE:**

Canada

**SIC COVERAGE:**

SIC-E 1980 - 491

**DISSEMINATION:****RELEASE TIME:**

10 months after the reference calendar year

**PUBLICATIONS (CATALOGUED):**

57-202

**GEOGRAPHIC UNITS DISSEMINATED:**

Canada; Provinces; Territories

**CONTACT PERSON:**

*Dave Madsen; (613) 951-3565; Head, Electricity and Coal Unit;  
 Industry Division*

**33-2003 Coke Monthly**

This monthly survey collects data about Canadian and imported coal used in Canadian coke plants and the supply and disposition of coke produced.

**MAIN TOPICS:**

*Coke plants, production, stocks, supply and disposition statistics, by detail*  
*Coke plants, coal stocks, receipts, sale, use and other inventory details of Canadian and imported coal*  
*Coke plants, coke stocks, production, imports and supply available*  
*Coke plants, coke dispositions, by end use, by country/ province of destination*  
*Coke, consumption and stocks, by industrial consumers*

**COLLECTION:****START DATE:**

1966

**REFERENCE PERIOD:**

Month

**DATA COLLECTION METHOD(S):**

100% Self-completion, mail out/mail back

**FREQUENCY:**

Monthly

**TYPE OF SURVEY:**

Census

**COLLECTION PERIOD:**

From the end of the reference month to the middle of the following month

**POPULATION:****TARGET UNIVERSE:**

Coke plants

**STATISTICAL UNITS:**

Coke plant

**POPULATION SIZE:**

5

**CLASSIFICATION:****GEOGRAPHIC COVERAGE:**

Canada

**SIC COVERAGE:**

SIC-E 1980 - 3699 (part of) and other industries

**DISSEMINATION:****RELEASE TIME:**

2 months after the reference month

**PUBLICATIONS (CATALOGUED):**

45-002

**GEOGRAPHIC UNITS DISSEMINATED:**

Canada

**CONTACT PERSON:** *Dave Madsen; (613) 951-3565; Head, Electricity and Coal Unit; Industry Division*

**33-2147 Monthly Coal**

This monthly survey collects data related to the activities of all producing coal mines in Canada.

**MAIN TOPICS:**

*Coal mines, production, disposals, inventories, export market expenses and mine-related employment statistics, by type of coal for Canada and provinces*  
*Coal, gross mine production, net mine production, marketable production and other detail, by type of mining, by type of coal, by province of production*  
*Coal, disposition from mines, by type of coal, by end use, by country/province of destination*  
*Coal, mine and related employees, salaries and wages data, by type of employees, by location, by province*  
*Coal, export marketing expenses, by type of expense, by province*  
*Coal, exports, by type of coal, by country of destination*  
*Coal, shipping port inventories, at Atlantic, Lake Superior, and Pacific ports, and shipments data, by type of coal, by country of destination*

**COLLECTION:****START DATE:**

1948

**REFERENCE PERIOD:**

Month

**DATA COLLECTION METHOD(S):**

100% Self-completion, mail out/mail back

**FREQUENCY:**

Monthly

**TYPE OF SURVEY:**

Census

**COLLECTION PERIOD:**

From the 15th day of the month to the 30th day of the following month

**POPULATION:****TARGET UNIVERSE:**

All producing coal mines

**STATISTICAL UNITS:**

Producing coal mine

**POPULATION SIZE:**

45

**CLASSIFICATION:****GEOGRAPHIC COVERAGE:**

Canada

**SIC COVERAGE:**

SIC-E 1980 - 063

**DISSEMINATION:****RELEASE TIME:**

2 months after the reference month

**GEOGRAPHIC UNITS DISSEMINATED:**Nova Scotia; New Brunswick; Saskatchewan;  
Alberta; British Columbia

**CANSIM MATRICES:**

0009

**PUBLICATIONS (CATALOGUED):**

45-002

**OTHER STATISTICAL DATA PRODUCTS:**

Standard tabulation or data file -

Name: Monthly Coal

Method(s) of dissemination: a) Hard copy/printout,

b) Diskette, c) Tape

Customised tabulation or data file

**SOURCES FOR CUSTOMISED PRODUCTS:**

Name: Monthly Coal

Number of variables: Approximately 60

Main variables: Thermal and metallurgical coal production, Exports and interprovincial shipments - quantity only, Type of coal (bituminous, subbituminous, lignite)

**CONTACT PERSON:** *Dave Madsen; (613) 951-3565; Head, Electricity and Coal Unit; Industry Division*

**33-2148 Monthly Oil Pipeline Transport**

This monthly survey covers the activities of the major pipelines carrying crude oil and equivalents, liquefied petroleum gases such as propane, butane and ethane and others (including products).

**MAIN TOPICS:**

*Oil pipeline transport, pipeline movement statistics on receipts, deliveries, imports, exports, and inventories, by type of fuel, for Canada, provinces and territories*

*Crude oil and pentanes plus, summary of pipeline movements by data detail, by province*

*Crude oil and pentanes plus, receipts and disposition, by data detail, by source*

*Liquefied petroleum gases and petroleum products, summary of pipeline movements, by data detail, by province*

*Liquefied petroleum gases and petroleum products, receipts and disposition, by data detail, by source*

*Oil pipeline, closing inventories in Canada, by type of fuel, by inventory status*

*Crude oil and condensate, inventories, by location, by province of origin*

*Canadian oil in United States, closing inventories, by type of fuel, by inventory status*

*Canadian oil deliveries to United States and for exports, by type of fuel, by point of delivery, destination, and purpose*

*Trunk line system, operating statistics on traffic, capacity and revenue, by type of fuel*

*Pipeline movements, summary by commodity (fuel) group*

**COLLECTION:****START DATE:**

1951

**TYPE OF SURVEY:**

Census

**DATA COLLECTION METHOD(S):**

100% Self-completion, mail out/mail back

**REFERENCE PERIOD:**

Month



**FREQUENCY:**

Monthly

**COLLECTION PERIOD:**

From the 20th of the month to the 5th of the following month

POPULATION:**TARGET UNIVERSE:**

All oil and product pipelines crossing provincial and/or national boundaries

**POPULATION SIZE:**

20

**STATISTICAL UNITS:**

Pipeline establishment

CLASSIFICATION:**GEOGRAPHIC COVERAGE:**

Canada

**SIC COVERAGE:**

SIC-E 1980 - 4612, 4619

DISSEMINATION:**RELEASE TIME:**

50 working days after the reference month

**CANSIM MATRICES:**

181

**GEOGRAPHIC UNITS DISSEMINATED:**

Canada; Quebec; Ontario; Manitoba; Saskatchewan; Alberta; British Columbia; Northwest Territories

**PUBLICATIONS (CATALOGUED):**

55-001; 55-201

CONTACT PERSON: *Claude Graziadei; (613) 951-3563; Head, Oil and Gas Unit; Industry Division*

### 33-2149 Gas Utilities/Transportation and Distribution Systems - Monthly

This monthly survey collects data from 100 transmission and distribution companies primarily engaged in the selling of natural gas to ultimate consumers through distribution pipelines (distribution systems). The survey covers receipts, disposition, imports, exports, and sales by end use delivery and customer sector.

**MAIN TOPICS:**

*Natural gas and gas utilities, pipeline transportation and distribution, SIC 1980, statistics on receipts, dispositions, imports, exports and sales, for Canada and provinces*

*Natural gas utilities, receipts, in volume and in heating value, by source for Canada and provinces*

*Natural gas utilities, dispositions, in volume and in revenue, by end use delivery, customer sector, for Canada and provinces*

*Natural gas utilities, sales to ultimate customers, number of customers consuming gas, number of consuming units, cost to customers, volume billed, by customer sector, by province*

*Natural gas, receipts and dispositions, in volume, by source, by province*

*Natural gas, exports, and imports in terajoules, for Canada and provinces*

*Natural gas, sales in terajoules, by province, by customer sector*

*Natural gas, exports to United States, in value and in volume, by province and custom port*  
*Natural gas, imports from United States, in volume of purchase cost and in volume, by province and custom port*  
*Natural gas industrial sales for electric power generation volume of sales and revenue earned, by province*

COLLECTION:

**START DATE:**  
1957

**REFERENCE PERIOD:**  
Month

**DATA COLLECTION METHOD(S):**  
100% Self-completion, mail out/mail back

**FREQUENCY:**  
Monthly

**TYPE OF SURVEY:**  
Sample

**COLLECTION PERIOD:**  
20 days after the end of the reference month

POPULATION:

**TARGET UNIVERSE:**  
Natural gas transportation and distribution companies in Canada

**POPULATION SIZE:**  
98

**STATISTICAL UNITS:**  
Company

CLASSIFICATION:

**GEOGRAPHIC COVERAGE:**  
Canada

**SIC COVERAGE:**  
SIC-E 1980 - 4611, 4921

DISSEMINATION:

**RELEASE TIME:**  
55 working days after the reference month

**CANSIM MATRICES:**  
1052-1055

**GEOGRAPHIC UNITS DISSEMINATED:**  
Canada; New Brunswick; Quebec; Ontario; Manitoba; Saskatchewan; Alberta; British Columbia

**PUBLICATIONS (CATALOGUED):**  
55-002

**CONTACT PERSON:** Gary Smalldridge; (613) 951-3567; Financial Analyst; Industry Division

### 33-2150 Monthly Refined Petroleum Products

This monthly survey covers the activities of all the Canadian refineries and of the major distributors of refined petroleum products.

**MAIN TOPICS:**

*Refined petroleum products, SIC 1980, production, supply, disposition, imports, exports, and domestic sales statistics, by product group, for Canada and provinces*

*Crude petroleum equivalent, supply and disposition, by selected data details, by province/territory*

*Propane and propane mix, supply and disposition, by province/territory*

*Butane and butane mix, supply and disposition, by province/territory*

*Petro-chem feedstocks, supply and disposition, by province/territory*

*Naphtha specialties, supply and disposition, by province/territory*

*Aviation gasoline, supply and disposition, by province/territory*

*Motor gasoline, supply and disposition, by province/territory*

*Aviation-turbo fuel, kerosene type, supply and disposition, by province/territory*

*Aviation-turbo fuel, naphtha type, supply and disposition, by province/territory*

*Stove oil kerosene, supply and disposition, by province/territory*

*Diesel fuel oil, supply and disposition, by province/territory*

*Light fuel oil, supply and disposition, by province/territory*

*Heavy fuel oil, supply and disposition, by province/territory*

*Asphalt, supply and disposition, by province/territory*

*Petroleum coke, supply and disposition, by province/territory*

*Lubricating oils and grease, supply and disposition, by province/territory*

*Wax and candles, supply and disposition, by province/territory*

*Still gas, supply and disposition, by province/territory*

*Petroleum products, miscellaneous, supply and disposition, by province/territory*

*Refined petroleum products, list of reporting companies and distributors*

*Domestic crude petroleum and equivalent, refinery receipts from Eastern/Western Canada, by province/territory*

*Imported crude petroleum and equivalent, refinery receipts, by country of origin, by province/territory*

*Crude petroleum and equivalent, refinery receipts, by mode of transport, by province/territory*

*Motor gasoline, sales by grade, by province/territory*

*Motor gasoline with methanol added, sales, by province/territory*

*Refined petroleum products, sales and percentage change summary, by province/territory*

*Refined petroleum products, production, by product type, by province/territory*

*Refined petroleum products, imports and exports, by product type, by province/territory*

*Refined petroleum products, domestic sales, by product type, by province/territory*

**NOTES:**

Geographic Units Disseminated: Sales data are available for all provinces and territories. Production data are confidential for certain areas and therefore are grouped as follows - 1) Atlantic (Newfoundland, Prince Edward Island, New Brunswick, Nova Scotia), 2) Saskatchewan to Northwest Territories

**COLLECTION:****START DATE:**

1956

**TYPE OF SURVEY:**

Census

**DATA COLLECTION METHOD(S):**

93% Self-completion, mail out/mail back; 7%  
Self-completion in machine readable form

**REFERENCE PERIOD:**

Month

**FREQUENCY:**

Monthly

**COLLECTION PERIOD:**

From the 30th of the month to the 26th of the following month

POPULATION:**TARGET UNIVERSE:**

All refiners and major distributors/marketers

**STATISTICAL UNITS:**

Company (mixture of refining and marketing operations)

**POPULATION SIZE:**

24

CLASSIFICATION:**GEOGRAPHIC COVERAGE:**

Canada

**SIC COVERAGE:**

SIC-E 1980 - 3611, 5111 (part of)

DISSEMINATION:**RELEASE TIME:**

21 working days after the reference month (preliminary sales estimates); 58 working days after the reference month (publication)

**PUBLICATIONS (CATALOGUED):**

45-004

**CANSIM MATRICES:**

626-647

**OTHER STATISTICAL DATA PRODUCTS:**

Standard tabulation or data file

Name: Flash

Method(s) of dissemination: Hardcopy/printout

CONTACT PERSON: Brian Preston; (613) 951-3511; Head, Oil and Gas Unit;  
Industry Division

**33-2151 Monthly Electricity**

This monthly survey collects data about electricity generation and/or movement by large generators of electricity in Canada (i.e. those which generate 20,000 or more MWh/year) and by establishments which have imports, exports or interprovincial transactions.

**MAIN TOPICS:**

*Electric energy: generation, imports, exports and interprovincial transactions, in gigawatt hours (GWh), by type of generation, for Canada and provinces/territories*  
*utility generation and industrial generation, in megawatt hours (MWh), by type of generation, by province/territory*  
*gross receipts, from other provinces*  
*gross deliveries, to other provinces*  
*gross receipts/imports, from United States*  
*gross deliveries/exports, to United States*



COLLECTION:

**START DATE:**  
1933

**REFERENCE PERIOD:**  
Month

**DATA COLLECTION METHOD(S):**  
100% Self-completion, mail out/mail back

**FREQUENCY:**  
Monthly

**TYPE OF SURVEY:**  
Census

**COLLECTION PERIOD:**  
From the 30th day of the month to the 20th day of the following month

POPULATION:

**TARGET UNIVERSE:**  
All generators of 20,000 or more MWh/year of electricity and/or those who have imports, exports or interprovincial transactions in electricity

**POPULATION SIZE:**  
100

**STATISTICAL UNITS:**  
Electric utility; Industrial establishment

CLASSIFICATION:

**GEOGRAPHIC COVERAGE:**  
Canada

**SIC COVERAGE:**  
SIC-E 1980 - 491 and parts of other industries

DISSEMINATION:

**RELEASE TIME:**  
2 months after the reference month

**CANSIM MATRICES:**  
3987-3999

**GEOGRAPHIC UNITS DISSEMINATED:**  
Canada; Provinces; Territories

**PUBLICATIONS (CATALOGUED):**  
57-001

CONTACT PERSON: *Dave Madsen; (613) 951-3565; Head, Electricity and Coal Unit; Industry Division*

**33-2167 Natural Gas Disposition Quarterly**

This survey collects data from approximately 45 gas utility companies who allocate their sales of natural gas on a SIC basis. The provincial results of this survey form part of the Quarterly Report on Energy-Supply Demand in Canada.

**MAIN TOPICS:**

*Natural gas, disposition statistics, on sales, and final demand, by ultimate customer category, SIC 1980, in volume*  
*Construction, natural gas sales, in volume*  
*Agriculture, natural gas sales, in volume*  
*Mining, natural gas sales, in volume*  
*Manufacturing industries, natural gas sales, in volume, by industry SIC 1980*  
*Transportation and utilities, natural gas sales, in volume, by type of transportation/utility system*  
*Public administration and defence, natural gas sales, in volume*  
*Commercial and institutional customers, natural gas sales, in volume*  
*Residential customers, natural gas sales, in volume*

**COLLECTION:****START DATE:**

1978

**REFERENCE PERIOD:**

Quarter

**DATA COLLECTION METHOD(S):**

100% Self-completion, mail out/mail back

**FREQUENCY:**

Quarterly

**TYPE OF SURVEY:**

Sample

**COLLECTION PERIOD:**

From the end of the quarter to 45 days after the end of quarter

**POPULATION:****TARGET UNIVERSE:**

Natural gas distribution companies

**STATISTICAL UNITS:**

Company

**POPULATION SIZE:**

45

**CLASSIFICATION:****GEOGRAPHIC COVERAGE:**

Provinces

**SIC COVERAGE:**

SIC-E 1980 - 4921

**DISSEMINATION:****RELEASE TIME:**

7 months after the reference quarter

**CANSIM MATRICES:**7977;7979;7981;7983;7985;7987;7989;7991;7993;  
7995;7997;7999;8001**GEOGRAPHIC UNITS DISSEMINATED:**Quebec; Ontario; Manitoba; Saskatchewan; Alberta;  
British Columbia; Northwest Territories**PUBLICATIONS (CATALOGUED):**

57-003

**CONTACT PERSON:** *Gary Smalldridge; (613) 951-3567; Financial Analyst;  
 Industry Division*

### 33-2168 Quarterly Survey of End-use of Refined Petroleum Products

This quarterly survey covers the sales and distribution activities of all the Canadian refineries and of the major distributors of refined petroleum products. The reporting companies provide, by province, the breakdown of their sales by major economic sectors of consumption. Quantity information is collected for 11 different products (or groups of products).

#### MAIN TOPICS:

*Refined petroleum products, end use/final demand statistics, by fuel type/product, by consumer sector, for Canada, provinces and territories*  
*Mining industries, SIC 1980, end use of refined petroleum products, by industry, by fuel types/products, by province/territory*  
*Manufacturing industries, SIC 1980, end use of refined petroleum products, by industry, by fuel types/products, by province/territory*  
*Industries, SIC 1980, end use of refined petroleum products, by industry, by fuel types/products, by province/territory*  
*Transportation, end use of refined petroleum products, by type of transport, by fuel type/product, by province/territory*  
*Agriculture, demand for refined petroleum products, by fuel type/product, by province/territory*  
*Refined petroleum products, residential use/consumption, by fuel type/product, by province/territory*  
*Refined petroleum products, commercial and institutional use, by fuel type/product, by province/territory*  
*Refined petroleum products, sales, net sales per refined petroleum product, and total net sales, all product categories, by province/territory*  
*Refined petroleum products, exports, by fuel type/product*  
*Refined petroleum products, domestic sales, by fuel type/ product, by province/territory*  
*Motor gasoline, end use, by major consumer sector for Canada, provinces and territories*  
*Still gas, end use, by major consumer sector for Canada, provinces and territories*  
*Kerosene and stove oil, end use, by major consumer sector for Canada, provinces and territories*  
*Refinery liquefied petroleum gases, end use, by major consumer sector for Canada, provinces and territories*  
*Diesel fuel oil, end use, by major consumer sector for Canada, provinces and territories*  
*Heavy fuel oil, end use, by major consumer sector for Canada, provinces and territories*  
*Light fuel oil, end use, by major consumer sector for Canada, provinces and territories*  
*Petroleum coke, end use, by major consumer sector for Canada, provinces and territories*  
*Aviation gasoline, end use, by major consumer sector for Canada, provinces and territories*  
*Aviation turbo fuel, end use, by major consumer sector for Canada, provinces and territories*  
*Refined petroleum, non-energy use, by type of non-energy product*  
*Refined petroleum, producer consumption, by fuel type/ product*  
*Refined petroleum products, list of refiners and distributors*  
*Energy, end-use/final demand, by refined petroleum product category, by consumer sector, for Canada, provinces and territories*

#### COLLECTION:

##### START DATE:

1978

##### TYPE OF SURVEY:

Census

##### DATA COLLECTION METHOD(S):

100% Self-completion, mail out/mail back

##### REFERENCE PERIOD:

Quarter

**FREQUENCY:**

Quarterly

**COLLECTION PERIOD:**

45 days after the quarter under review

**POPULATION:****TARGET UNIVERSE:**

All refiners and major distributors/marketers

**STATISTICAL UNITS:**

Company

**POPULATION SIZE:**

24

**CLASSIFICATION:****GEOGRAPHIC COVERAGE:**

Canada

**SIC COVERAGE:**

SIC-E 1980 - 3611, 5111 (part of)

**DISSEMINATION:****RELEASE TIME:**

6 months after the reference quarter

**CANSIM MATRICES:**7976-7978;7980;7982;7984;7986;7988-7992;7994;  
7996-8000**GEOGRAPHIC UNITS DISSEMINATED:**

Canada; Provinces; Territories

**PUBLICATIONS (CATALOGUED):**

57-003

**CONTACT PERSON:** *Brian Preston; (613) 951-3511; Head, Oil and Gas Unit;  
Industry Division***33-2177 Coal Mines**

This annual survey collects data related to the production activities of Canadian coal mines.

**MAIN TOPICS:***Coal mines, establishments, by type of organization**Coal mines, book value of mine, plant, and port inventories of fuel, raw materials, etc.**Coal mines, consumption of purchased fuel and electricity, quantity and cost, by type**Coal mines inputs: supplies and materials, purchased and used, and cost of work done, by type**Coal mines, payments to contractors for services, by type**Coal mines, cost of non-mining inputs**Coal mines outputs: operating revenue, by gross and net sales, operating subsidies, contract mining revenue, etc., and selected non-mining outputs**Coal mines marketing expenses, by detail**Coal mines, production of raw and clean coal, by type of coal, and by technical details of type of mining and method of mining used**Coal mines, taxes paid: federal, provincial, municipal, and school**Coal mines, land reclamation activities and value of reclamation projects, by type of project*



*Coal mines, payroll, employment and hours, and other supplementary data, by category and type of employees, by sex*

*Coal mines, production and related workers, by sex*

*Coal mines, working owners and partners, number, by sex*

*Coal consumption demand, by type, by province, by end use*

*Coal mines, industry value, by detail*

*Coal exports, by province of mining/production, by type of coal, by country of destination*

*Coal production, by type of coal, by producing province*

*Coal, supply and disposition, by province, by type of coal*

*Coal, gross mine outputs: production, inventories, by type, by province*

*Coal supply: production, imports, exports, by type, by province*

*Coal inventories at coke plants, ports, consumers, by type, by province*

*Coal transfers, by type, by province*

**COLLECTION:**

**START DATE:**

1972

**REFERENCE PERIOD:**

Calendar year; Fiscal year

**DATA COLLECTION METHOD(S):**

100% Self-completion, mail out/mail back

**FREQUENCY:**

Annual

**TYPE OF SURVEY:**

Census

**COLLECTION PERIOD:**

From January 1 to July 1

**POPULATION:**

**TARGET UNIVERSE:**

All operating coal mines which had gross sales of \$1,000,000 or over during the year

**POPULATION SIZE:**

30

**STATISTICAL UNITS:**

Producing mine

**CLASSIFICATION:**

**GEOGRAPHIC COVERAGE:**

Canada

**SIC COVERAGE:**

SIC-E 1980 - 063

**DISSEMINATION:**

**RELEASE TIME:**

1 year after the reference calendar year

**PUBLICATIONS (CATALOGUED):**

26-206

**GEOGRAPHIC UNITS DISSEMINATED:**

Nova Scotia; New Brunswick; Saskatchewan; Alberta; British Columbia

**CONTACT PERSON:**

*Dave Madsen; (613) 951-3565; Head, Electricity and Coal Unit; Industry Division*

### 33-2178 Crude Petroleum and Natural Gas Industry

This annual survey collects information from companies in the Oil and Gas Exploration, Development and Production Industry, covering the important elements of the industry in order to see in totality the operations of upstream and downstream commodity figures and other pertinent statistics.

#### MAIN TOPICS:

- Crude petroleum and natural gas, SIC 1980, statistics on production, supply, disposition, capital and operating expenditures, employment and payroll, by data detail, for Canada, provinces and territories*
- Oil and gas, employment and payroll statistics, by staff categories*
- Oil and gas industry, sources and uses of funds, by data detail*
- Oil sands, upstream expenditures, by data detail*
- Oil and gas industry, upstream operating costs and royalties, by data detail, by province/territory/geographical area of operation*
- Oil and gas industry, upstream expenditures, capitalised and expensed, on exploration, development, production, by data detail, by province/territory/geographical area of operation*
- Crude petroleum and natural gas industry, net production, marketable production and values, and shipments, by commodity data detail, by province/territory/geographical land/offshore area*

#### COLLECTION:

**START DATE:**  
1965

**REFERENCE PERIOD:**  
Calendar year

**DATA COLLECTION METHOD(S):**  
100% Self-completion, mail out/mail back

**FREQUENCY:**  
Annual

**TYPE OF SURVEY:**  
Census

**COLLECTION PERIOD:**  
From January 1 to March 15

#### POPULATION:

**TARGET UNIVERSE:**  
Oil and gas exploration, development and production companies

**POPULATION SIZE:**  
550

**STATISTICAL UNITS:**  
Company

#### CLASSIFICATION:

**GEOGRAPHIC COVERAGE:**  
Provinces

**SIC COVERAGE:**  
SIC-E 1980 - 071

DISSEMINATION:**RELEASE TIME:**

9 months after the reference calendar year

**PUBLICATIONS (CATALOGUED):**

26-213

**GEOGRAPHIC UNITS DISSEMINATED:**

Canada; Quebec; Ontario; Manitoba; Saskatchewan;  
 Alberta; British Columbia; Territories; Atlantic  
 provinces combined

CONTACT PERSON: Gary Smalldridge; (613) 951-3567; Financial Analyst;  
 Industry Division

**33-2179 Oil Pipeline Transport - Annual**

This annual survey collects information from 70 companies primarily engaged in the gathering and transportation of crude oil and liquified petroleum gases, by month and province, to refineries and for export. It covers financial employment income statement, balance sheet, engineering and operating statistics.

**MAIN TOPICS:**

*Oil pipeline transport industry, SIC 1980, financial, employment, and operating statistics, for Canada, provinces and territories*

*Oil pipeline, income statement, data on operating revenue, operating expenses and net income, by data detail*

*Oil pipeline, balance sheet data, on assets, liabilities, and net worth, by data detail*

*Oil pipeline, plant property account (transportation) statistics, by data detail*

*Oil pipeline, employment, payroll and man-hour statistics, by occupational category, by sex*

*Oil pipeline, engineering and operating statistics on pipeline length (distance) in kilometres, by pipe diameter, size, by type of pipeline, by province*

*Oil pipeline, pumping stations, prime movers and pumps, by type, by province*

*Oil pipeline, capacity of trunk line system, by data detail*

COLLECTION:**START DATE:**

1958

**REFERENCE PERIOD:**

Calendar year

**DATA COLLECTION METHOD(S):**

100% Self-completion, mail out/mail back

**FREQUENCY:**

Annual

**TYPE OF SURVEY:**

Census

**COLLECTION PERIOD:**

From January to April

POPULATION:

**TARGET UNIVERSE:**  
Oil pipeline companies (transport and gathering)  
and petroleum product pipeline companies

**POPULATION SIZE:**  
70

**STATISTICAL UNITS:**  
Pipeline company

CLASSIFICATION:

**GEOGRAPHIC COVERAGE:**  
Canada

**SIC COVERAGE:**  
SIC-E 1980 - 4612, 4619

DISSEMINATION:

**RELEASE TIME:**  
10 months after the reference calendar year

**PUBLICATIONS (CATALOGUED):**  
55-201

**GEOGRAPHIC UNITS DISSEMINATED:**  
Canada; Quebec; Ontario; Manitoba; Saskatchewan;  
Alberta; British Columbia; Yukon

**CONTACT PERSON:** Gary Smalldridge; (613) 951-3567; Financial Analyst;  
Industry Division

**33-2180 Gas Utilities/Transportation and Distribution Systems - Annual**

This annual survey collects financial, employment, technical and operating information from 98 companies engaged in the selling of natural gas to ultimate consumers.

**MAIN TOPICS:**

*Natural gas and gas utilities, pipeline transportation and distribution, SIC 1980, financial, employment and payroll, technical and operating statistics, by type of system, for Canada, provinces and territories*  
*Gas utilities, property account statistics, by financial detail, by category, by type of system*  
*Gas utilities, income statement data on operating revenue, operating expenses and net income, by data detail, by type of system, by region, by public/private sector*  
*Gas utilities, comparative balance sheet data, on assets, liabilities and net worth, by data detail, by type of system, by region, by public/private sector*  
*Gas utilities, employment and earnings, by occupational category, by type of system*  
*Gas utilities, pipeline length (distance), by type of system, by line category, by pipeline use (purpose), by pipe size or diameter, by pipe material, by province*  
*Gas utilities, compressor stations operated, data detail, by type of systems, by province*  
*Gas utilities, underground storage, by type of storage, capacity, and other data detail*  
*Natural gas pipeline distance, by type of pipeline system, by pipeline use, by pipe size, by pipe material, by type of pipeline*  
*Gas utilities, producing operations, and utility operations, supplementary financial data, by data detail*



*Gas utilities, main transmission system, capacity, by data detail*  
*Gas utilities, main transmission lines, total commodity (cubic metres kilometres) of gas carried*  
*Natural gas, underground storage, by type of storage, in volume and terajoules content*  
*Natural gas pipeline distance, by province, by type of pipeline use (purpose)*  
*Natural gas, sales data, by category of service and province, by data detail*  
*Natural gas, sales data, on degree days below eighteen degrees Celsius, by month, by major municipality served, by distribution system*  
*Natural gas, revenues, by category of service, by province*  
*Gas utilities, statement of changes in financial position: sources of funds and disposition of funds, by type of system*

COLLECTION:

**START DATE:**  
1958

**REFERENCE PERIOD:**  
Calendar year; Fiscal year

**DATA COLLECTION METHOD(S):**  
100% Self-completion, mail out/mail back

**FREQUENCY:**  
Annual

**TYPE OF SURVEY:**  
Sample

**COLLECTION PERIOD:**  
From January 1 to April 30

POPULATION:

**TARGET UNIVERSE:**  
Natural gas transportation and distribution companies in Canada

**POPULATION SIZE:**  
98

**STATISTICAL UNITS:**  
Company

CLASSIFICATION:

**GEOGRAPHIC COVERAGE:**  
Canada

**SIC COVERAGE:**  
SIC-E 1980 - 4611, 4921

DISSEMINATION:

**RELEASE TIME:**  
11 months after the reference year

Financial data by region - East and West (Prairies and B.C.)

**GEOGRAPHIC UNITS DISSEMINATED:**  
Canada; New Brunswick; Quebec; Ontario; Manitoba; Saskatchewan; Alberta; British Columbia;

**PUBLICATIONS (CATALOGUED):**  
57-205

CONTACT PERSON: Gary Smalldridge; (613) 951-3567; Financial Analyst;  
Industry Division

### 33-2181 Electric Power Capability and Load

This annual survey collects data from all generators of electricity and/or those who have imports, exports or interprovincial transactions in electricity. Data on both power and energy are reported for the current year and forecast for the next five years and a tenth year.

#### MAIN TOPICS:

*Electric power, capacity and load statistics, for Canada, provinces and territories*

*Electric power, generating capability, peak load and energy requirements, actual, forecast and percentage change, by data detail, by province/territory*

*Contractual receipts (imports) of firm power from United States, by province/territory*

*Contractual deliveries (exports) of firm power to United States, by province/territory*

*Electric power, generating capability, actual, forecast and percentage change, by data detail, by province/territory*

*Electric power, generation, firm peak load, and reserve, by data detail, by province/territory*

*Firm energy available, by type, by data detail, by province/territory*

*Electric power, principal changes in capability, forecast, by utility or company, station or location, by type, by number of units and by total capability*

#### COLLECTION:

##### START DATE:

1953

##### REFERENCE PERIOD:

Calendar year

##### DATA COLLECTION METHOD(S):

100% Self-completion, mail out/mail back

##### FREQUENCY:

Annual

##### TYPE OF SURVEY:

Census

##### COLLECTION PERIOD:

From January 1 to March 15

#### POPULATION:

##### TARGET UNIVERSE:

All generators of electricity and/or those who have imports, exports or interprovincial transactions in electricity

##### POPULATION SIZE:

15

##### STATISTICAL UNITS:

Electric utility; Industrial establishment

#### CLASSIFICATION:

##### GEOGRAPHIC COVERAGE:

Canada

##### SIC COVERAGE:

SIC-E 1980 - 491 and parts of other industries

#### DISSEMINATION:

##### RELEASE TIME:

6 months after the reference calendar year

##### GEOGRAPHIC UNITS DISSEMINATED:

Canada; Provinces; Territories

**PUBLICATIONS (CATALOGUED):**

57-204

**CONTACT PERSON:** *Dave Madsen; (613) 951-3565; Head, Electricity and Coal Unit;  
Industry Division*

---

**33-2191 Monthly Oil Pipeline Statement**

This monthly survey collects information on pipeline movement statistics on receipts, deliveries and inventories, by type of fuel, from the Canadian gathering pipelines carrying crude oil and equivalents, liquefied petroleum gases such as propane, butane and ethane, and other (including products).

**MAIN TOPICS:**

*Oil pipeline transport, pipeline movement statistics on receipts, deliveries and inventories, by type of fuel, for Canada, provinces and territories*

*Oil pipeline movements summary of receipts by source and deliveries by destination, by data detail, by type of fuel  
Crude oil and equivalent, net receipts by source, net deliveries by destination, and total disposition*

*Liquefied petroleum gases and oil products, net receipts by source, net deliveries by destination, and total disposition*

*Oil pipelines, closing inventories, by inventory status, by type of fuel*

**COLLECTION:****START DATE:**

1951

**REFERENCE PERIOD:**

Month

**DATA COLLECTION METHOD(S):**

100% Self-completion, mail out/mail back

**FREQUENCY:**

Monthly

**TYPE OF SURVEY:**

Census

**COLLECTION PERIOD:**

From the 20th day of the following month to the 5th day of the next month

**POPULATION:****TARGET UNIVERSE:**

All oil pipelines operating within provincial boundaries

**POPULATION SIZE:**

54

**STATISTICAL UNITS:**

Pipeline establishment

**CLASSIFICATION:****GEOGRAPHIC COVERAGE:**

Canada

**SIC COVERAGE:**

SIC-E 1980 - 4612, 4619

DISSEMINATION:**RELEASE TIME:**

57 working days after the reference month

**CANSIM MATRICES:**

181

**GEOGRAPHIC UNITS DISSEMINATED:**Canada; Quebec; Ontario; Manitoba; Saskatchewan;  
Alberta; British Columbia; Northwest Territories**PUBLICATIONS (CATALOGUED):**

55-001; 55-201

CONTACT PERSON: Brian Preston; (613) 951-3511; Head, Oil and Gas Unit;  
Industry Division**33-2193 Generating Stations**

This annual survey collects data about electric generating equipment in approximately 900 electric generating stations in Canada.

**MAIN TOPICS:***Electric generating stations, generating capacity statistics, by data detail for Canada, provinces and territories**Electric power generating capacity, by type, by province, by type of ownership**Conventional thermal generating capacity, by principal fuel, by type of ownership, for Canada, provinces and territories**Hydro plant generating capacity, by unit, name, geographic location, year of installation, capacity of main generators, by province/territory**Internal combustion plant generating capacity, by unit, name, geographic location, year of installation, capacity of main generators, type of fuel used, by province/territory**Combustion turbine plant generating capacity, by unit, name, geographic location, year of installation, capacity of main generators, type of fuel used, by province/territory**Nuclear plant generating capacity, by unit, name, geographic location, year of installation, capacity of main generators, by province/territory**Steam plant generating capacity, by unit, name, geographic location, year of installation, capacity of main generators, type of fuel used, by province/territory**Generating capacity, changes, by type, by plant, by location, by province/territory*COLLECTION:**START DATE:**

1937

**REFERENCE PERIOD:**

Calendar year

**DATA COLLECTION METHOD(S):**

100% Self-completion, mail out/mail back

**FREQUENCY:**

Annual

**TYPE OF SURVEY:**

Census

**COLLECTION PERIOD:**

From January 15 to September 1



POPULATION:**TARGET UNIVERSE:**

Companies whose total generating capacity is greater than 500 K.W., excluding auxiliary units

**POPULATION SIZE:**

899

**STATISTICAL UNITS:**

Electric generating station

CLASSIFICATION:**GEOGRAPHIC COVERAGE:**

Canada

**SIC COVERAGE:**

SIC-E 1980 - Various

**GEOGRAPHIC CODING - MICRO DATA:**

Latitude and longitude

DISSEMINATION:**RELEASE TIME:**

1 year after the reference calendar year

**PUBLICATIONS (CATALOGUED):**

57-206

**GEOGRAPHIC UNITS DISSEMINATED:**

Latitude and longitude

CONTACT PERSON: *Dave Madsen; (613) 951-3565; Head, Electricity and Coal Unit; Industry Division*

**33-2194 Electricity Supply/Disposition Quarterly**

This quarterly survey collects data about the supply and disposition of electricity in Canada from approximately 215 utilities and industrial establishments which generate and/or distribute electric energy.

**MAIN TOPICS:**

*Electricity, net energy generated, supply and disposal, in volume, by data detail, for Canada, provinces and territories*

*Electric utilities, net generation, supply and disposition, by data detail, by province/territory*

*Industrial establishments, net energy generation, supply and disposition, by data detail, by province/territory*

*Electric energy: gross receipts, firm and non-firm, in value and volume from United States*

*gross receipts, firm and non-firm, in value and volume, from other provinces, by province of origin*

*gross receipts, in value and volume, from within province/territory*

*gross deliveries, firm and non-firm, to United States, in value and volume, by province of origin*

*gross deliveries, firm and non-firm, to other provinces, in value and volume, by province of destination*

*gross deliveries to other systems within province, in value and in volume, by category of customer used for own operations*

*deliveries/billed sales to ultimate consumers, in value and in volume, by category of customers*

*transmission, distribution and other losses in volume*

*Residential customers and (farms) agriculture, SIC 1980, electric energy consumption in volume, number of customers, and sales revenue, by province/territory*

*Mining and manufacturing, electric energy consumption, estimated deliveries, in volume, by customer industry, SIC 1980*

*Urban transit systems, SIC 1980, electric energy consumption, in volume*

*Pipeline transport and gas distribution, SIC 1980, electric energy consumption, in volume*

*Public administration and defence, SIC 1980, electric energy consumption, in volume*

*Street lighting, electric energy consumption, in volume*

*Commercial and institutional consumers, electric consumption, in volume*

*Electric energy, exported/imported, by producer, by province of origin/country of destination*

**COLLECTION:**

**START DATE:**

1981

**REFERENCE PERIOD:**

Quarter

**DATA COLLECTION METHOD(S):**

100% Self-completion, mail out/mail back

**FREQUENCY:**

Quarterly

**TYPE OF SURVEY:**

Census

**COLLECTION PERIOD:**

90 days after the end of the reference quarter

**POPULATION:**

**TARGET UNIVERSE:**

Electric utilities and industrial establishments which generate and/or distribute electricity

**POPULATION SIZE:**

215

**STATISTICAL UNITS:**

Generator and/or distributor of electricity

**CLASSIFICATION:**

**GEOGRAPHIC COVERAGE:**

Canada

**SIC COVERAGE:**

SIC-E 1980 - 491 and parts of other industries

**DISSEMINATION:**

**RELEASE TIME:**

6 months after the reference quarter

**PUBLICATIONS (CATALOGUED):**

57-003; 57-202

**GEOGRAPHIC UNITS DISSEMINATED:**

Canada; Provinces; Territories

**CONTACT PERSON:**

*Dave Madsen; (613) 951-3565; Head, Electricity and Coal Unit; Industry Division*

**33-2196 Thermal Generating Station Fuel Consumption**

This annual survey collects fuel consumption data from approximately 475 thermal generating plants in Canada.

**MAIN TOPICS:**

*Thermal energy generating stations, fuel consumption and electricity generation statistics, by type of station or component for Canada, provinces and territories*

*Thermal energy generating stations (plants), fuel consumption, by type of fuel, by average energy (heat) content, by quantity and total cost of fuel used, by gross and net electric power generated, by province/territory*

**COLLECTION:****START DATE:**

1955

**REFERENCE PERIOD:**

Calendar year

**DATA COLLECTION METHOD(S):**

100% Self-completion, mail out/mail back

**FREQUENCY:**

Annual

**TYPE OF SURVEY:**

Census

**COLLECTION PERIOD:**

From January 1 to September 1

**POPULATION:****TARGET UNIVERSE:**

Thermal generating stations

**STATISTICAL UNITS:**

Thermal generating station

**POPULATION SIZE:**

475

**CLASSIFICATION:****GEOGRAPHIC COVERAGE:**

Canada

**SIC COVERAGE:**

SIC-E 1980 - Various

**DISSEMINATION:****RELEASE TIME:**

1 year after the reference calendar year

**PUBLICATIONS (CATALOGUED):**

57-202

**GEOGRAPHIC UNITS DISSEMINATED:**

Canada; Provinces; Territories

**CONTACT PERSON:** *Dave Madsen; (613) 951-3565; Head, Electricity and Coal Unit;  
Industry Division*

---

### 33-2198 Crude Petroleum and Natural Gas Production

This monthly program collects information from crude petroleum and natural gas producers, covering the production and final destination of crude oil, natural gas and natural gas liquids.

**MAIN TOPICS:**

*Crude petroleum and natural gas, production statistics*

*Crude oil and equivalent, supply and disposition, by source, by data detail, for Canada, provinces and territories*

*Natural gas, supply and disposition, by source, by data detail, for Canada, provinces and territories*

*Processing plant products, supply, by type of products, by province*

*Gas use-reprocessing, supply of processing plant products, by province*

COLLECTION:

**START DATE:**

1931-08

**REFERENCE PERIOD:**

Month

**DATA COLLECTION METHOD(S):**

100% Extraction from administrative files

**FREQUENCY:**

Monthly

**TYPE OF SURVEY:**

Census

POPULATION:

**TARGET UNIVERSE:**

Crude oil, bitumen, synthetic oil, natural gas producers

**STATISTICAL UNITS:**

Company location

CLASSIFICATION:

**GEOGRAPHIC COVERAGE:**

Canada

**SIC COVERAGE:**

SIC-E 1980 - 071

DISSEMINATION:

**RELEASE TIME:**

65 working days after the reference month

**PUBLICATIONS (CATALOGUED):**

26-006

**CANSIM MATRICES:**

127;128

CONTACT PERSON: *Brian Preston; (613) 951-3511; Head, Oil and Gas Unit; Industry Division*



### 34-2807 Survey of the Construction Industry

This annual survey collects comprehensive statistics on the financial, production, organizational and operational characteristics of the construction industry in Canada, covering some 90,000 construction contractors engaged in 45-50 different industrial activities. Included are general contractors and developers specializing in various types of building and engineering construction and related trades.

**MAIN TOPICS:**

*Construction industry, census data on value of construction work performed and related operating characteristics, by principal type of construction, by trade activity, by degree of specialization, by principal type of work, by sector, by industry, by revenue size, by legal entity, for Canada, provinces and territories*

**NOTES:**

Start Date: The first periods for which data were collected for each component of the Survey of the Construction Industry are: Mechanical Contractors and Associated Trades - 1967; Electrical Contractors - 1969; Highway, Road, Street and Bridge General Contractors - 1970; Non-Residential General Building Contractors and Developers - 1971; Residential Builders, General Contractors and Developers - 1973; Trade Contractors and Sub-Contractors - 1975; all other Heavy Engineering General Contractors - 1975.

COLLECTION:

**START DATE:**

See NOTES

**REFERENCE PERIOD:**

Fiscal year

**DATA COLLECTION METHOD(S):**

62% Self-completion, mail out/mail back; 38%  
Extraction from administrative files

**FREQUENCY:**

Annual

**TYPE OF SURVEY:**

Sample

**COLLECTION PERIOD:**

From May to October of the year following the reference year

POPULATION:

**TARGET UNIVERSE:**

Total activity of the construction industry in Canada

**STATISTICAL UNITS:**

Legal entity

**POPULATION SIZE:**

140,000

CLASSIFICATION:

**GEOGRAPHIC COVERAGE:**

Canada

**SIC COVERAGE:**

SIC-E 1980 - Division F (except Major group 44)

**GEOGRAPHIC CODING - MICRO DATA:**

Postal codes; Province

**DISSEMINATION:****RELEASE TIME:**

23 months after the reference fiscal year

**GEOGRAPHIC UNITS DISSEMINATED:**

Canada; Provinces; Territories

**PUBLICATIONS (CATALOGUED):**

64-204 to 64-210

**OTHER STATISTICAL DATA PRODUCTS:**

Customised tabulation or data file

**SOURCES FOR CUSTOMISED PRODUCTS:**

Name: Integrated Master File

Number of variables: 296

Main variables: Revenue and expense items

**CONTACT PERSON:** *Ken Young; (613) 951-3501; Chief, Construction Section;  
Industry Division*

---

**35-2401 Wholesale Trade Survey - Monthly**

This survey presents estimates of monthly sales and inventories of wholesale merchant establishments classified by trade groups. Data are available for Canada, and in aggregate (sales only) for each province and for the territories.

**MAIN TOPICS:**

*Wholesale Trade, establishments, by trading location operated, monthly sales and receipts, month-end inventories at cost, by major trading groups, SIC 1980, for Canada and by geographic area*

*Food, monthly sales and receipts and month-end inventories at cost for resale, by commodity line, by geographic area*

*Tobacco, drugs and toilet preparations, monthly sales and receipts and month-end inventories at cost for resale, by commodity line, by geographic area*

*Apparel, dry goods, furniture and general merchandise, monthly sales and receipts and month-end inventories at cost for resale, by commodity line, by geographic area*

*Motor vehicles and accessories, monthly sales and receipts and month-end inventories at cost for resale, by commodity line, by geographic area*

*Farm machinery, equipment and supplies, monthly sales and receipts and month-end inventories at cost for resale, by commodity line, by geographic area*

*Electrical machinery, equipment, supplies, etc., monthly sales and receipts and month-end inventories at cost for resale, by commodity lines, by geographic area*

*Metals, hardware, plumbing and heating equipment, monthly sales and receipts and month-end inventories at cost for resale, by commodity line, by geographic area*

*Lumber and building materials, monthly sales and receipts and month-end inventories at cost for resale, by commodity line, by geographic area*

**NOTES:**

Geographic Coverage: Provinces for sales and Canada for inventories.

**COLLECTION:****START DATE:**

1948

**REFERENCE PERIOD:**

Month

**DATA COLLECTION METHOD(S):**

65% Self-completion, mail out/mail back; 35%  
Telephone interview

**FREQUENCY:**

Monthly

**TYPE OF SURVEY:**

Sample

**COLLECTION PERIOD:**

From the 7th to the end of the following month

**POPULATION:****TARGET UNIVERSE:**

Wholesale merchants

**STATISTICAL UNITS:**

Establishment

**POPULATION SIZE:**

58,000

CLASSIFICATION:

**GEOGRAPHIC COVERAGE:**  
Canada (See NOTES)

**GEOGRAPHIC CODING - MICRO DATA:**  
Postal codes

DISSEMINATION:

**RELEASE TIME:**  
50 days after the reference month; January 1991 for inventory estimates

**GEOGRAPHIC UNITS DISSEMINATED:**  
Provinces; Territories (combined); Sales - 9 trade groups

**CONTACT PERSON:** *Larry Murphy; (613) 951-9683; Officer; Industry Division*

**SIC COVERAGE:**

SIC-E 1980 - 501 to 599 (except 5012 and 5111)

**CANSIM MATRICES:**

59;61;648;649

**PUBLICATIONS (CATALOGUED):**

63-008

**35-2402 New Motor Vehicle Sales Survey**

This survey collects data on monthly sales (in dollars and in units) of new motor vehicles.

**MAIN TOPICS:**

*New motor vehicles, sales, in number of units and value, by country of origin, by province/geographic area of sale*  
*Passenger cars (new), sales, in number of units, and value, country of origin, by province*  
*Trucks and vans (new), sales, in number of units, and value, country of origin, by province*  
*Buses and coaches (new), sales, in number of units, and value, country of origin, by province*  
*North American passenger cars, sales, in number of units, and value, and market share*  
*Japanese passenger cars, sales, in number of units, and value, and market share*  
*Motor vehicles, manufactured or imported, by three major North American motor vehicle manufacturers, sales and market share and percentage change, by type*

COLLECTION:

**START DATE:**  
1932

**DATA COLLECTION METHOD(S):**  
100% Self-completion, mail out/mail back

**TYPE OF SURVEY:**  
Census

**REFERENCE PERIOD:**  
Month

**FREQUENCY:**  
Monthly

**COLLECTION PERIOD:**  
From the 1st day of the month to the last day of the month



POPULATION:

**TARGET UNIVERSE:**  
All new automobile dealers

**STATISTICAL UNITS:**  
Automobile dealer

**POPULATION SIZE:**  
50: Reporting units (manufacturers)

CLASSIFICATION:

**GEOGRAPHIC COVERAGE:**  
Canada

**SIC COVERAGE:**  
SIC-E 1980 - 6311

**GEOGRAPHIC CODING - MICRO DATA:**  
7 digit SGC codes - 1981

DISSEMINATION:

**RELEASE TIME:**  
2 months after the reference month

**CANSIM MATRICES:**  
64

**GEOGRAPHIC UNITS DISSEMINATED:**  
Canada; Provinces; Territories included with British Columbia

**PUBLICATIONS (CATALOGUED):**  
63-007

CONTACT PERSON: *Dave Roeske; (613) 951-3552; Senior Economist;  
Industry Division*

**35-2403 Campus Bookstores**

This annual survey collects information on retail sales, employment and payroll and other financial statistics from 211 campus bookstores.

**MAIN TOPICS:**

- Campus bookstores, sales, employment and payroll, and other financial and organizational statistics, by data detail, by province/territory*
- Campus bookstores, by type of institution associated with by number of bookstores operated, by location of bookstore, by type of management, and by method of operation*
- Campus bookstores, total sales and receipts, by type of textbook and stationery sold*
- Campus bookstores, financial data on purchases, and inventories (opening and closing)*
- Campus bookstores, employment data on employees and payroll, by type of employees*
- Campus bookstores, list, by province, by university or post-secondary educational institution*

COLLECTION:**START DATE:**

1966

**REFERENCE PERIOD:**

Fiscal year

**DATA COLLECTION METHOD(S):**

100% Self-completion, mail out/mail back

**FREQUENCY:**

Annual

**TYPE OF SURVEY:**

Census

**COLLECTION PERIOD:**

From May to September

POPULATION:**TARGET UNIVERSE:**

Book stores, post-secondary instruction

**STATISTICAL UNITS:**

Establishment

**POPULATION SIZE:**

211

CLASSIFICATION:**GEOGRAPHIC COVERAGE:**

Canada

**SIC COVERAGE:**

SIC-E 1980 - 6511 (part of)

**GEOGRAPHIC CODING - MICRO DATA:**

Postal codes

DISSEMINATION:**RELEASE TIME:**

1 year after the reference year

**PUBLICATIONS (CATALOGUED):**

63-219

**GEOGRAPHIC UNITS DISSEMINATED:**Nova Scotia; New Brunswick; Quebec; Ontario;  
Manitoba; Saskatchewan; Alberta; British Columbia;  
Atlantic region

CONTACT PERSON: *Michelle Rivet; (613) 951-3557; Statistician;  
Industry Division*

---

**35-2404 Vending Machine Operators**

This survey collects annual information on sales of vending machine operators.

**MAIN TOPICS:**

*Vending machine operations, number of vending machines and their sales, by type of vending machine, by province or region*  
*Vending machine operations, number of vending machines, by type of vending machine, by type of location (site)*  
*Cigarette vending machines in operation and sales, by province or region, and by type of location (site)*  
*Food vending machines, in operation, by type of location (site)*  
*Vending machines' ancillary equipments in operation and their receipts, by type of equipment, by province, and by type of location (site)*  
*Vending machine operators, number of vending machines and net sales, by type of operator or principal activity of business*

**COLLECTION:****START DATE:**

1958

**REFERENCE PERIOD:**

Fiscal year

**DATA COLLECTION METHOD(S):**

100% Self-completion, mail out/mail back

**FREQUENCY:**

Annual

**TYPE OF SURVEY:**

Census

**COLLECTION PERIOD:**

From February to August

**POPULATION:****TARGET UNIVERSE:**

Vending machine operators

**STATISTICAL UNITS:**

Establishment

**POPULATION SIZE:**

675

**CLASSIFICATION:****GEOGRAPHIC COVERAGE:**

Canada

**SIC COVERAGE:**

SIC-E 1980 - 6911

**GEOGRAPHIC CODING - MICRO DATA:**

Postal codes

**DISSEMINATION:****RELEASE TIME:**

1 year after the reference fiscal year

**PUBLICATIONS (CATALOGUED):**

63-213

**GEOGRAPHIC UNITS DISSEMINATED:**

Quebec; Ontario; British Columbia; Atlantic region;  
 Prairie region

**CONTACT PERSON:** *David Roeske; (613) 951-9236; Statistician;  
 Industry Division*

### 35-2405 Direct Selling in Canada

This annual survey collects and measures retail sales of specialized direct sellers, manufacturers and some primary producers, to supplement the regular retail trade statistics and provide as complete a coverage as possible of consumer expenditure on goods and services.

**MAIN TOPICS:**

*Direct sales/non-store retail sales by method of sales and by commodity group, for Canada*

*Direct sales, by type of commodity, Canada*

*Direct selling value of direct sales compared with total retail sales, Canada*

*Direct sales, percentage by type of commodity*

*Direct sales, by method of sale, by type of commodity*

*Food group, direct sales, by commodity*

*Books, newspapers and magazines, direct sales*

*Electrical appliances and household cleaners, direct sales*

*Cosmetics and jewellery, direct sales*

**COLLECTION:**

**START DATE:**

1966

**REFERENCE PERIOD:**

Fiscal year

**DATA COLLECTION METHOD(S):**

100% Self-completion, mail out/mail back

**FREQUENCY:**

Annual

**TYPE OF SURVEY:**

Census

**COLLECTION PERIOD:**

From February to August

**POPULATION:**

**TARGET UNIVERSE:**

Specialized direct-sellers, manufacturers and some primary producers

**POPULATION SIZE:**

1,600

**STATISTICAL UNITS:**

Establishment

**CLASSIFICATION:**

**GEOGRAPHIC COVERAGE:**

Canada

**SIC COVERAGE:**

SIC-E 1980 - 6921

**GEOGRAPHIC CODING - MICRO DATA:**

Postal codes



DISSEMINATION:**RELEASE TIME:**

16 months after the reference fiscal year

**CANSIM MATRICES:**

34

**GEOGRAPHIC UNITS DISSEMINATED:**

Canada

**PUBLICATIONS (CATALOGUED):**

63-218

CONTACT PERSON: *Dave Roseke; (613) 951-3552; Statistician;  
Industry Division*

**35-2406 Retail Trade Survey - Monthly**

This monthly survey collects retail sales, receipts and inventories data by geographical regions and retail locations for enterprises operating four or more outlets in the same kind of business.

**MAIN TOPICS:**

*Retail sales, seasonally adjusted/not adjusted, by trade groups and by region, current periods*

*Retail sales, quarterly estimates, by trade groups and by region/province*

*Retail trade sample response fraction and coefficient of variation, current periods*

*Retail sales, historical estimates, seasonally adjusted/not adjusted, by trade groups and by region/province*

*Department store type merchandise sales, historical estimates/current periods, by region/province*

*Trade groups: Supermarkets and grocery stores, - All other food stores, - Drugs and patent medicine stores, - Shoe stores, - Clothing stores: Men's/Women's/Other, - Household furniture and appliance stores, - Household furnishings stores, - Motor vehicle and recreational vehicle dealers, - Gasoline service stations, - Automotive parts, accessories and services, - General merchandise stores, - Other semi-durable/durable good stores, - Other retail stores, - Total, all stores*

COLLECTION:**START DATE:**

1930

**REFERENCE PERIOD:**

Month

**DATA COLLECTION METHOD(S):**

100% Self-completion, mail out/mail back or by telephone

**FREQUENCY:**

Monthly

**TYPE OF SURVEY:**

Sample

**COLLECTION PERIOD:**

From the 1st day of the month to the last day of the month

POPULATION:**TARGET UNIVERSE:**

All large multi organizations (stores with 4 or more outlets involved in the same business and 5 million and over of sales and receipts) and other organizations that have PD (Payroll Deduction) account numbers

**POPULATION SIZE:**

224,000

**STATISTICAL UNITS:**

Location (retail outlet)

CLASSIFICATION:**GEOGRAPHIC COVERAGE:**

Canada

**GEOGRAPHIC CODING - MICRO DATA:**

7 digit SGC codes - 1986

DISSEMINATION:**RELEASE TIME:**

(1 2/3 months after the reference month)

**OTHER STATISTICAL DATA PRODUCTS:**

Standard tabulation or data file -

Name: Retail Trade Survey

Method(s) of dissemination: a) Hard copy/printout,  
b) Diskette

Customised tabulation or data file

**GEOGRAPHIC UNITS DISSEMINATED:**

Canada; Provinces; Territories

**CANSIM MATRICES:**

2299-2304;2306-2313;2315-2322;2398-2417

**SOURCES FOR CUSTOMISED PRODUCTS:**

Name: Retail Trade Survey

Number of variables: 4

Main variables: Value of sales by specified trade groups

**PUBLICATIONS (CATALOGUED):**

63-005

CONTACT PERSON: *Sonia Demers; (613) 951-3551; Senior Economist;  
Industry Division*

### 35-2407 Monthly Department Store Sales by Province and Selected Metropolitan Areas

This monthly survey is designed to estimate sales and receipts of Canadian department stores.

**MAIN TOPICS:**

*Department store, merchandise sales and receipts, by geographic areas*

*Department stores, number of retail locations/retail outlets, number of concessions in store and their total sales and receipts, by province and by selected metropolitan area*

COLLECTION:**START DATE:**

1950

**DATA COLLECTION METHOD(S):**

100% Self-completion, mail out/mail back

**TYPE OF SURVEY:**

Census

**FREQUENCY:**

Monthly

**REFERENCE PERIOD:**

Month

**COLLECTION PERIOD:**

From the 1st day of the month to the last day of the month

POPULATION:**TARGET UNIVERSE:**

All department stores in Canada

**STATISTICAL UNITS:**

Department store (company level)

**POPULATION SIZE:**

9

CLASSIFICATION:**GEOGRAPHIC COVERAGE:**

Canada

**SIC COVERAGE:**

SIC-E 1980 - 6411

**GEOGRAPHIC CODING - MICRO DATA:**

7 digit SGC codes - 1981

DISSEMINATION:**RELEASE TIME:**

2 months after the reference month

**PUBLICATIONS (CATALOGUED):**

63-004

**GEOGRAPHIC UNITS DISSEMINATED:**

Canada; Provinces; Territories; Census metropolitan areas - selected

CONTACT PERSON: *Dave Roeske; (613) 951-3552; Senior Economist; Industry Division***35-2408 Monthly Department Store Sales and Stocks Survey**

This monthly survey is designed to estimate sales and stocks of department stores.

**MAIN TOPICS:**

*Department stores, sales, receipts and inventories, by type of merchandise department, by province and by selected metropolitan area*

*Major and junior department stores, locations and sales, by province and by selected metropolitan area*

*Department store monthly sales, unadjusted and seasonally adjusted, and trends, by type of merchandise department*

*Department stores, sales and market share, by type of organization*

*Department stores, market share of total retail trade, by province and by selected metropolitan areas*

*Department store monthly stocks, unadjusted and seasonally adjusted*

*Department stores, month-end accounts receivable, unadjusted and seasonally adjusted for Canada  
Department store monthly sales, current and (1981) constant dollar estimates*

COLLECTION:

**START DATE:**  
1938

**REFERENCE PERIOD:**  
Month

**DATA COLLECTION METHOD(S):**  
100% Self-completion, mail out/mail back

**FREQUENCY:**  
Monthly

**TYPE OF SURVEY:**  
Census

**COLLECTION PERIOD:**  
From the 1st day of the month to the last day of the month

POPULATION:

**TARGET UNIVERSE:**  
All department stores in Canada

**STATISTICAL UNITS:**  
Department store (company level)

**POPULATION SIZE:**  
9

CLASSIFICATION:

**GEOGRAPHIC COVERAGE:**  
Canada

**SIC COVERAGE:**  
SIC-E 1980 - 6411

**GEOGRAPHIC CODING - MICRO DATA:**  
7 digit SGC codes - 1981

DISSEMINATION:

**RELEASE TIME:**  
2 months after the reference month

**CANSIM MATRICES:**  
112

**GEOGRAPHIC UNITS DISSEMINATED:**  
Canada

**PUBLICATIONS (CATALOGUED):**  
63-002

CONTACT PERSON: *Dave Roseke; (613) 951-3552; Senior Economist;  
Industry Division*



**35-2409 Retail Chains and Department Stores**

This survey collects and measures total annual retail sales made by chain and department store organizations through retail outlets.

**MAIN TOPICS:**

*Retail chain stores, and department stores, statistics on sales and receipts, inventories, purchases, employees earnings, by data detail, by trade group, by kind of business, for Canada, provinces, territories and selected metropolitan areas*

*Chain stores, sales, by trade group and selected kinds of business*

*Chain stores, statistical data on number of chains, number of stores, sales value, salaries and wages, accounts outstanding at year end, and inventory for year end for stores and warehouses, for selected geographic areas*

*Supermarket and grocery chains, number of chains, stores operated and annual sales data, by selected locations*

*Pharmacy chains, number of chains, stores operated and annual sales data, by selected locations*

*Shoe chains, number of chains, stores operated and annual sales data, by selected locations*

*Women's clothing chains, number of chains, stores operated and annual sales data, by selected locations*

*General merchandise chains, number of chains, stores operated and annual sales data, by selected locations*

*Department store, statistical data on firms, stores, sales value, salaries and wages, accounts outstanding at year end, and inventory at year end for stocks and warehouses, for selected geographic areas*

*Department stores, sales data detail, by type of merchandise department, by selected geographic areas*

*Major and junior department stores, data detail by selected metropolitan areas*

*Major and junior department stores, firms, locations, total sales, floor area accessible to public, by type of department store*

*Chain stores, chains, stores, total sales, floor area accessible to public, by kind of business*

*Retail chain stores and department stores, cost of goods sold and gross profit, as percentage of total sales, by type of store, by selected kind of business, Canada*

*Chain store organizations, list by name and location, by trade group, by kind of business*

*Department store organizations, list, by name and location, by type of department store organization*

**COLLECTION:****START DATE:**

1930

**REFERENCE PERIOD:**

Fiscal year

**DATA COLLECTION METHOD(S):**

100% Self-completion, mail out/mail back

**FREQUENCY:**

Annual

**TYPE OF SURVEY:**

Census

**COLLECTION PERIOD:**

From April to September

**POPULATION:****TARGET UNIVERSE:**

Retail chains and department stores

**STATISTICAL UNITS:**

Location

**POPULATION SIZE:**

1,250: Reporting units (chains)

CLASSIFICATION:**GEOGRAPHIC COVERAGE:**

Canada

**GEOGRAPHIC CODING - MICRO DATA:**

Postal codes

DISSEMINATION:**RELEASE TIME:**

19 months after the reference fiscal year

**GEOGRAPHIC UNITS DISSEMINATED:**

Provinces; Census metropolitan areas; Census agglomerations - selected

**PUBLICATIONS (CATALOGUED):**

63-210

**MICRO DATA PRODUCTS:**

Customised - user defined

CONTACT PERSON: *Dave Roeske; (613) 951-3552; Statistician;  
Industry Division***SIC COVERAGE:**

SIC-E 1980 - 6011 to 6599

**OTHER STATISTICAL DATA PRODUCTS:**

Customised tabulation or data file

**SOURCES FOR CUSTOMISED PRODUCTS:**

Name: Chain Master File

Number of variables: Approx. 6

Main variables: Sales, Location, SIC, Cost of goods sold, Gross profit, Sales per square foot, Micro sales by CMA and CA (selected SIC's)

**35-2411 Retail Trade Survey, Inventories - Monthly**

This monthly survey is designed to estimate monthly inventories of large retail multi location organizations.

**MAIN TOPICS:**

*Retail large multi location organizations, value of total inventories of goods for resale in warehouses and stores, by method of inventory valuation, by trade group*

*Supermarkets and grocery stores*

*All other food stores*

*Drugs and patent medicine stores*

*Shoe stores*

*Men's clothing stores*

*Women's clothing stores*

*Other clothing stores*

*Household furniture and appliance stores*

*Household furnishings stores*

*Recreational and motor vehicle dealers*

*Gasoline service stations*

*Automotive parts, accessories and services*

*General merchandise stores*

*Other semi-durable goods stores*  
*Other durable goods stores*  
*Other retail stores*

COLLECTION:

**START DATE:**  
1952

**REFERENCE PERIOD:**  
Month

**DATA COLLECTION METHOD(S):**  
100% Self-completion, mail out/mail back

**FREQUENCY:**  
Monthly

**TYPE OF SURVEY:**  
Census

**COLLECTION PERIOD:**  
From the first day of the month to the last day of the month

POPULATION:

**TARGET UNIVERSE:**  
All large multi location organizations

**STATISTICAL UNITS:**  
Large multi location organization

**POPULATION SIZE:**  
1,200

CLASSIFICATION:

**GEOGRAPHIC COVERAGE:**  
Canada

**SIC COVERAGE:**  
SIC-E 1980 - Division J

**GEOGRAPHIC CODING - MICRO DATA:**  
7 digit SGC codes - 1986

DISSEMINATION:

**RELEASE TIME:**  
March 1989

**PUBLICATIONS (CATALOGUED):**  
63-014

**GEOGRAPHIC UNITS DISSEMINATED:**  
Canada

CONTACT PERSON: *Sonia Demers; (613) 951-3551; Senior Economist;  
Industry Division*

---

### 35-2412 Monthly Other Organization Inventory Survey

This monthly survey is designed to estimate changes in inventory levels of other organisations: motor vehicle dealers, new and used cars.

**MAIN TOPICS:**

*Other organizations (retail stores), sales and receipts, retail locations and inventory, value of goods, by geographic area*

*Other organizations motor vehicle/automobile dealers, sales and receipts, retail locations and inventory, value of goods, by geographic area*

**COLLECTION:****START DATE:**

1952

**REFERENCE PERIOD:**

Month

**DATA COLLECTION METHOD(S):**

100% Self-completion, mail out/mail back

**FREQUENCY:**

Monthly

**TYPE OF SURVEY:**

Sample

**COLLECTION PERIOD:**

From the last day of the month to the middle of the 2nd week of the second following month (i.e. 6 weeks)

**POPULATION:****TARGET UNIVERSE:**

All automobile dealers

**STATISTICAL UNITS:**

Automobile dealer

**POPULATION SIZE:**

9,000

**CLASSIFICATION:****GEOGRAPHIC COVERAGE:**

Canada

**SIC COVERAGE:**

SIC-E 1980 - 631

**GEOGRAPHIC CODING - MICRO DATA:**

7 digit SGC codes - 1986

**DISSEMINATION:****RELEASE TIME:**

March 1989 - New data will be available in 1990

**PUBLICATIONS (CATALOGUED):**

63-014

**GEOGRAPHIC UNITS DISSEMINATED:**

Canada

**CONTACT PERSON:** *Roger Laplante; (613) 951-3552; Senior Economist;  
Industry Division*

---



**35-2422 Annual Retail Trade Survey**

This survey collects annual data on revenue and expenditures from independent retailers.

**MAIN TOPICS:**

*Retail trade, by kind of business, SIC 1980, by kind of business organization, by type of operation, by number of locations operated, by geographic area*

*Retail trade, business locations and ancillary units, sales and receipts, by kind of business, SIC 1980, by type of commodity line or services rendered, and by class of customer or end-user*

*Retail trade, concessions in department stores, by shopping centre location, and their sales and receipts data, by kind of business, by type of commodity line or service rendered*

*Retail trade, sales and receipts, by type at cost of purchases, and value of inventories by method of inventory valuation*

*Retail trade, employment data on employees earnings and benefits*

*Retail trade, operating and non-operating, revenue, by data detail*

*Automobile/automotive dealers, retail trade sales and receipts and other financial and employee earnings data, by geographic area*

*Retail trade, total sales by kind of business and by kind of business group, by geographic area*

*Retail trade, distribution by province/territory and by selected metropolitan area*

*Retail trade, seasonally adjusted, by kind of business and by region and metropolitan area*

*Retail trade, unadjusted/seasonally adjusted, in current and constant dollars (1981), for Canada*

**COLLECTION:****START DATE:**

1982

**REFERENCE PERIOD:**

Fiscal year

**DATA COLLECTION METHOD(S):**

100% Self-completion, mail out/mail back

**FREQUENCY:**

Annual

**TYPE OF SURVEY:**

Census

**COLLECTION PERIOD:**

From February to October

**POPULATION:****TARGET UNIVERSE:**

Independent retailers with 3 locations or less

**STATISTICAL UNITS:**

Location

**POPULATION SIZE:**

12,000: Reporting units (retailers)

**CLASSIFICATION:****GEOGRAPHIC COVERAGE:**

Canada

**SIC COVERAGE:**

SIC-E 1980 - 6011 to 6599

DISSEMINATION:**RELEASE TIME:**

22 months after the reference fiscal year

**GEOGRAPHIC UNITS DISSEMINATED:**

Provinces

**OTHER STATISTICAL DATA PRODUCTS:**

Customised tabulation or data file

**SOURCES FOR CUSTOMISED PRODUCTS:**

Name: Data Master Files and Administrative Sources

Number of variables: 8

Main variables: Sales, Location, SIC, Purchases, Inventory, Cost of goods sold, Gross margin, Employee earnings

CONTACT PERSON: *Dave Roseke; (613) 951-3552; Statistician;  
Industry Division*

**35-2427 Wholesale Trade Statistics - Wholesale Merchants Agents and Brokers**

This annual survey collects information from wholesale businesses on volume of trade, purchases, inventories, salaries and wages, net sales and receipts by industrial classes, for Canada and the provinces (including Yukon and the Northwest Territories).

**MAIN TOPICS:**

*Wholesale trade, statistics on operating and non-operating revenue, operating costs and expenses, employment, inventories, by data detail, by type of operation, by kind of business, by geographic area*

*Wholesale merchants, number of establishments, volume of trade, net sales and receipts, purchases, year-end inventories, employee salaries and wages, by kind of business, by commodity line or service, by geographic area*

*Wholesale agents and brokers, number of establishments, volume of trade, net sales and receipts, gross commissions earned, value of goods bought or sold on commission, by kind of business, by commodity line or service, by geographic area*

*Wholesaling by manufacturers, sales by industry group SIC 1980*

*Wholesale trade, net sales and receipts, by type of operation, by kind of business, by commodity line or services rendered, and by class of customer or end-user*

*Wholesale trade, net sales and receipts from foreign market exports, as percentage of net sales, by kind of business*

*Wholesale merchants/wholesale agents and brokers, imported goods from foreign markets for resale as percentage of their total purchases*

*Wholesale merchants/wholesale agents and brokers, number of establishments, and volume of trade, by revenue component, by industry SIC 1980, for Canada, provinces and territories*

COLLECTION:**START DATE:**

1973

**TYPE OF SURVEY:**

Census

**DATA COLLECTION METHOD(S):**

70% Extraction from administrative files; 30%  
Self-completion, mail out/mail back

**REFERENCE PERIOD:**

Fiscal year

**FREQUENCY:**

Annual

**COLLECTION PERIOD:**

From May 15 to November 15

**POPULATION:****TARGET UNIVERSE:**

Establishments primarily engaged in buying merchandise for resale to retailers, to industrial, commercial, institutional or professional users, to other wholesalers, or in acting as agents in such transactions

**POPULATION SIZE:**

65,000

**STATISTICAL UNITS:**

Establishment; Location

**CLASSIFICATION:****GEOGRAPHIC COVERAGE:**

Canada

**SIC COVERAGE:**

SIC-E 1970 - 602 to 629

**GEOGRAPHIC CODING - MICRO DATA:**

First 2 digits of SGC - 1986

**DISSEMINATION:****RELEASE TIME:**

1 1/2 years after the reference fiscal year

**PUBLICATIONS (CATALOGUED):**

63-226

**GEOGRAPHIC UNITS DISSEMINATED:**

Canada; Provinces; Territories

**CONTACT PERSON:**

*Gilles Simard; (613) 951-3541; Chief, Wholesale Trade Section;  
Industry Division*

---

**35-2428 Motor Vehicle Dealers**

This monthly survey of motor vehicle dealers is designed to collect data on the sales and inventories of new and used motor vehicles.

**MAIN TOPICS:**

*Motor vehicle dealers, motor vehicle sales, receipts, stocks, in value and at cost price, and trade-in allowances, by type of motor vehicle or merchandise sold*

*Used motor vehicles, sales, receipts, stocks at cost price, by type of motor vehicle or merchandise sold*

*New motor vehicles, sales, receipts, stocks at cost price, by type of motor vehicle or merchandise sold*

*Used motor vehicles, purchases and value of trade-ins*

**COLLECTION:****START DATE:**  
1960**REFERENCE PERIOD:**  
Month**DATA COLLECTION METHOD(S):**  
100% Self-completion, mail out/mail back**FREQUENCY:**  
Monthly**TYPE OF SURVEY:**  
Sample**COLLECTION PERIOD:**  
From the 27th day of each month to the 10th day of the following month**POPULATION:****TARGET UNIVERSE:**  
All automobile dealers**STATISTICAL UNITS:**  
Automobile dealer**POPULATION SIZE:**  
9,000**CLASSIFICATION:****GEOGRAPHIC COVERAGE:**  
Canada**SIC COVERAGE:**  
SIC-E 1980 - 631**GEOGRAPHIC CODING - MICRO DATA:**  
7 digit SGC codes - 1986**DISSEMINATION:****RELEASE TIME:**  
2 months after the reference month**PUBLICATIONS (CATALOGUED):**  
63-014**GEOGRAPHIC UNITS DISSEMINATED:**  
Quebec; Ontario; Manitoba; Saskatchewan; Alberta;  
Territories included with British Columbia; Atlantic  
provinces**CONTACT PERSON:** *Sonia Demers; (613) 951-3551; Senior Economist;  
Industry Division*

---



**36-2701 Airport Activity Survey**

This monthly survey collects information on the airport activity of major Canadian and foreign air carriers. All airports in Canada served by carriers operating scheduled commercial air service with large aircraft are covered.

**MAIN TOPICS:**

*Air traffic of passengers and cargo, total deplaned and enplaned, by airport*

*Airports ranked, by arriving plus departing flights*

*Airports ranked, by deplaned plus enplaned passengers/cargo*

*International and domestic air traffic detail for scheduled and charter services, by airport*

**COLLECTION:****START DATE:**

1968

**REFERENCE PERIOD:**

Month

**DATA COLLECTION METHOD(S):**

100% Self-completion, mail out/mail back

**FREQUENCY:**

Monthly

**TYPE OF SURVEY:**

Census

**COLLECTION PERIOD:**

30 days after the reference month

**POPULATION:****TARGET UNIVERSE:**

Major Canadian and foreign air carriers operating scheduled services concerning Canada

**STATISTICAL UNITS:**

Air carrier

**POPULATION SIZE:**

48

**CLASSIFICATION:****GEOGRAPHIC COVERAGE:**

Canada and Canada-foreign routes

**SIC COVERAGE:**

SIC-E 1980 - 4511

**DISSEMINATION:****RELEASE TIME:**

7 months after the reference month

**OTHER STATISTICAL DATA PRODUCTS:**

Standard tabulation or data file -

Name: Airport Activity Statistics

Method(s) of dissemination: Hard copy/printout

Customised tabulation or data file

**GEOGRAPHIC UNITS DISSEMINATED:**

Canadian airports

**PUBLICATIONS (CATALOGUED):**

51-005

**SOURCES FOR CUSTOMISED PRODUCTS:**

Name: Airport Activity Statistics

Number of variables 18

Main variables: Monthly passenger and cargo traffic  
totals by type of serviceCONTACT PERSON: Rolf Hakka; (819) 953-3347; Statistician;  
Transportation Division**36-2702 Air Passenger Origin and Destination - Scheduled Services**

This survey compiles monthly origin and destination information about passengers on scheduled domestic and transborder flights.

**MAIN TOPICS:***Air transport, scheduled services, revenue passengers, origin and destination statistics**Air transport, unit toll passenger traffic data**Air transport, domestic journeys, passenger origin and destination statistics**Air transport, transborder journeys, Canada-United States, passenger origin and destination statistics**Air transport, international journeys, domestic portions, passenger origin and destination statistics**Air transport, international journeys, transborder portions, passenger origin and destination statistics**Outbound and inbound revenue passengers, by city/place, by traffic volume, by rank**Outbound and inbound revenue passengers, by city-pair, ranked by traffic volume**Outbound and inbound revenue passengers, by city/place to or from***NOTES:**

Type of Survey: This survey is considered to be a sample survey even though all Canadian air carriers in the universe are surveyed, because they are requested to provide data pertaining to a 10% sample of their flight coupons.

COLLECTION:**START DATE:**

1946

**REFERENCE PERIOD:**

Month

**DATA COLLECTION METHOD(S):**

100% Self-completion in machine readable form

**FREQUENCY:**

Monthly

**TYPE OF SURVEY:**

Sample (See NOTES)

**COLLECTION PERIOD:**

30 days after the reference month

POPULATION:**TARGET UNIVERSE:**

All Canadian level I and II air carriers which carried more than 300,000 scheduled passengers in the previous two years and all American certified air carriers which operate transborder flights with Canada

**POPULATION SIZE:**

10

**STATISTICAL UNITS:**

Air carrier

CLASSIFICATION:**GEOGRAPHIC COVERAGE:**

Canada and city-pairs with the United States

**SIC COVERAGE:**

SIC-E 1980 - 4511

DISSEMINATION:**RELEASE TIME:**

6 to 8 months after the reference month

**OTHER STATISTICAL DATA PRODUCTS:**

Standard tabulation or data file -

Name: Domestic City-pairs and Canada-U.S. City-pairs

**GEOGRAPHIC UNITS DISSEMINATED:**

City-pairs - Canada; City-pairs - Canada/United States

Method(s) of dissemination: a) Hard copy/printout, b) Diskette

**PUBLICATIONS (CATALOGUED):**

51-204; 51-205

CONTACT PERSON: Latfi Chahdi; (819) 997-1386; Statistician;  
Transportation Division

### 36-2704 System Passenger Origin and Destination Report - Other Unit Toll Services

This quarterly survey reports system passenger origin and destination data for Canadian and foreign air carriers for their unit toll services.

**MAIN TOPICS:**

*Canadian air carriers, levels II to V, unit toll services, revenue passenger origin and destination statistics*

*Foreign air carriers, unit toll international services, revenue passenger origin and destination statistics*

*Revenue passengers, enplaned and deplaned, by air carrier, by airport*

*Departing flights, unit toll services, by air carrier, by airport*

COLLECTION:**START DATE:**

1960

**TYPE OF SURVEY:**

Census

**DATA COLLECTION METHOD(S):**

100% Self-completion, mail out/mail back

**REFERENCE PERIOD:**

Quarter

**FREQUENCY:**

Quarterly

**COLLECTION PERIOD:**

30 days after the reference quarter

POPULATION:**TARGET UNIVERSE:**

All level II, III, IV and V Canadian air carriers and all traffic carried by foreign air carriers with fixed wing aircraft having a maximum take-off weight on wheels not greater than 30,000 kgs

**POPULATION SIZE:**

150

**STATISTICAL UNITS:**

Air carrier

CLASSIFICATION:**GEOGRAPHIC COVERAGE:**

Canada and Canada-foreign routes

**SIC COVERAGE:**

SIC-E 1980 - 4511

DISSEMINATION:**RELEASE TIME:**

8 months after the reference quarter

**OTHER STATISTICAL DATA PRODUCTS:**

Standard tabulation or data file -

Name: Inbound/Outbound Passengers by Airport

Method(s) of dissemination: Hard copy/printout

**GEOGRAPHIC UNITS DISSEMINATED:**

Canada; Canadian airport

**PUBLICATIONS (CATALOGUED):**

51-004; 51-005

CONTACT PERSON:

Mike Burchell; (819) 997-0198; Statistician;  
Transportation Division

**36-2705 Air Charter Statistics**

This monthly survey collects information on commercial air carriers performing domestic and international charter services.

**MAIN TOPICS:***Air charter statistics**Commercial charter flights, domestic and international, revenue passenger and cargo traffic statistics**International air charter operations, passengers, by origin and destination, by Canadian airport**International air charters, passengers, seats available, load factors, by carrier, by country of origin destination, by charter type**International air charters, passengers, seats available, and load factors, by carrier**International air charters, Canadian-origin passengers, by country of destination and, by charter type**International air charters, foreign-origin passengers, by country of origin and, by charter type**International entity and courier charter operations, tonnes of cargo, by carrier, by country of origin and destination**International entity and courier charter operations tonnes of cargo, by country of origin and destination*



*International entity and courier charter operations, tonnes of cargo, by origin and destination, by Canadian airport  
Domestic air charters, passengers, by origin and destination, by airport, by charter type*

**NOTES:**

Publications (Catalogued): Quarterly publication, catalogue 51-003 cancelled as of January 1, 1984. Replaced with In-House report.

**COLLECTION:****START DATE:**

1970

**REFERENCE PERIOD:**

Month

**DATA COLLECTION METHOD(S):**

100% Self-completion, mail out/mail back

**FREQUENCY:**

Monthly

**TYPE OF SURVEY:**

Census

**COLLECTION PERIOD:**

The month following the reference month

**POPULATION:****TARGET UNIVERSE:**

All Canadian and foreign air charter carriers who operate in Canada

**STATISTICAL UNITS:**

Air charter carrier

**POPULATION SIZE:**

150

**CLASSIFICATION:****GEOGRAPHIC COVERAGE:**

Canada and the world

**SIC COVERAGE:**

SIC-E 1980 - 4512

**DISSEMINATION:****RELEASE TIME:**

7 months after the reference month

**MICRO DATA PRODUCTS:**

Standard - available on demand

**GEOGRAPHIC UNITS DISSEMINATED:**

Countries; Canadian cities (airports)

Name: Monthly and Quarterly Charter Tables

Method(s) of dissemination: Hard copy/printout

**PUBLICATIONS (CATALOGUED):**

51-004; 51-005; 51-207 (See NOTES)

**OTHER STATISTICAL DATA PRODUCTS:**

Standard tabulation or data file -

Name: Domestic Air Charter Statistics

Method(s) of dissemination: Hard copy/printout

**CONTACT PERSON:** *Katerina Tieman; (819) 997-6173; Statistician;  
Transportation Division*

---

### 36-2708 Fare Basis Report

This quarterly survey collects fare type specific data on passengers and revenue broken down by geographic sector, by province and by fare type group.

**MAIN TOPICS:**

*Air transport, fare basis data*

*Air carrier, passenger traffic and revenue earned, by city-pair, by fare basis code*

**NOTES:**

Type of Survey: This survey is considered to be a sample survey even though all units in the population are surveyed because respondents are requested to provide information pertaining to a sample of their flight coupons.

COLLECTION:

**START DATE:**

1983

**REFERENCE PERIOD:**

56 days per calendar year (fourteen days per quarter)

**DATA COLLECTION METHOD(S):**

100% Self-completion in machine readable form

**FREQUENCY:**

Quarterly

**TYPE OF SURVEY:**

Sample (See NOTES)

**COLLECTION PERIOD:**

60 days after the end of the reporting period

POPULATION:

**TARGET UNIVERSE:**

Major Canadian air carriers (Level I)

**STATISTICAL UNITS:**

Air carrier

**POPULATION SIZE:**

4

CLASSIFICATION:

**GEOGRAPHIC COVERAGE:**

Canada and international markets

**SIC COVERAGE:**

SIC-E 1980 - 451

**GEOGRAPHIC CODING - MICRO DATA:**

Official airline guide (OAG) code

DISSEMINATION:

**RELEASE TIME:**

9 months after the reference quarter

**GEOGRAPHIC UNITS DISSEMINATED:**

Canada; Provinces; Territories

**PUBLICATIONS (CATALOGUED):**

51-002; 51-004; 51-206

**REFERENCE DOCUMENTS:**

51-002, 51-206

**CONTACT PERSON:** *Lisa DiPietro; (819) 997-6176; Senior Statistician, Fare Analysis;  
Transportation Division*

---

**36-2712 Air Carrier Operations in Canada**

This survey collects and publishes quarterly and year-to-date data for the entire Canadian air transport industry.

**MAIN TOPICS:***Canadian civil aviation operations**Canadian air carriers, operating statistics, by type of service, by carrier level**Statement of revenues and expenses, by carrier level**Canadian air carriers, operating statistics, by type of service, by area of service**Employment expenses, by type of employee, by salaries and wages paid, by carrier level**Fuel consumption, quantity and cost, by type of fuel, by carrier level**Estimated percentage revenue, by area of operation for air carriers, level III**Estimated percentage of salaries and wages paid, by area of operation for air carriers, levels III and IV**Direct flying expenses, Canadian air carriers, levels I, II and III, by type of expense, by carrier level**Helicopters, operating and financial statistics***COLLECTION:****START DATE:**

1936

**REFERENCE PERIOD:**

Calendar year

**DATA COLLECTION METHOD(S):**

100% Self-completion, mail out/mail back

**FREQUENCY:**

Quarterly

**TYPE OF SURVEY:**

Census

**COLLECTION PERIOD:**

30 days after the reference quarter

**POPULATION:****TARGET UNIVERSE:**

Licensed Canadian air carriers (levels I-IV)

**STATISTICAL UNITS:**

Company

**POPULATION SIZE:**

273

**CLASSIFICATION:****GEOGRAPHIC COVERAGE:**

Canada

**SIC COVERAGE:**

SIC-E 1980 - 451

DISSEMINATION:**RELEASE TIME:**

9 to 12 months after the reference quarter

**PUBLICATIONS (CATALOGUED):**

51-002; 51-004; 51-206

**GEOGRAPHIC UNITS DISSEMINATED:**

Provinces

**OTHER STATISTICAL DATA PRODUCTS:**

Customised tabulation or data file

Customised analytical studies

**CANSIM MATRICES:**

385

CONTACT PERSON: *Trish Horricks; (819) 997-6190; Senior Statistician;  
Transportation Division*

**36-2713 Canadian Civil Aviation - Annual Report**

This survey collects and publishes annual financial statistics for all Canadian commercial air carriers.

**MAIN TOPICS:***Canadian commercial air carriers, levels I to IV, financial statistics**Statement of income, Canadian air carriers, by air carrier level**Balance sheet data, Canadian air carriers, by air carrier level*COLLECTION:**START DATE:**

1936

**REFERENCE PERIOD:**

Calendar year

**DATA COLLECTION METHOD(S):**

100% Self-completion, mail out/mail back

**FREQUENCY:**

Annual

**TYPE OF SURVEY:**

Census

**COLLECTION PERIOD:**

From January to April

POPULATION:**TARGET UNIVERSE:**

Licensed Canadian air carriers (Levels I-IV)

**STATISTICAL UNITS:**

Company

**POPULATION SIZE:**

273

CLASSIFICATION:**GEOGRAPHIC COVERAGE:**

Canada

**SIC COVERAGE:**

SIC-E 1980 - 451



DISSEMINATION:**RELEASE TIME:**

1 year after the reference calendar year

**PUBLICATIONS (CATALOGUED):**

51-206

**GEOGRAPHIC UNITS DISSEMINATED:**

Provinces

**OTHER STATISTICAL DATA PRODUCTS:**

Customised tabulation or data file

Customised analytical studies

**CANSIM MATRICES:**

123;149;385

CONTACT PERSON: *Trish Horricks; (810) 997-6195; Statistician;  
Transportation Division*

**36-2714 Air Carrier Fleet Report**

This quarterly survey provides an inventory of commercial aircraft in Canada by weight group, aircraft type, and carrier name.

**MAIN TOPICS:***Canadian air carrier fleet statistics, by technical detail**Aircraft fleet, by aircraft type, by weight group, by aircraft code and registration markings, by carrier level and carrier name*COLLECTION:**START DATE:**

1970

**REFERENCE PERIOD:**

Quarter

**DATA COLLECTION METHOD(S):**

100% Self-completion, mail out/mail back

**FREQUENCY:**

Quarterly

**TYPE OF SURVEY:**

Census

**COLLECTION PERIOD:**

30 days after the reference month

POPULATION:**TARGET UNIVERSE:**

Licensed Canadian air carriers (Levels I-VI)

**STATISTICAL UNITS:**

Company

**POPULATION SIZE:**

765

CLASSIFICATION:**GEOGRAPHIC COVERAGE:**

Canada

**SIC COVERAGE:**

SIC-E 1980 - 451

DISSEMINATION:**RELEASE TIME:**

2 months after the reference quarter

**GEOGRAPHIC UNITS DISSEMINATED:**

Canada

**PUBLICATIONS (CATALOGUED):**

51-004; 51-206

**MICRO DATA PRODUCTS:**

Standard - available on demand

Name: Air Carrier Fleet Report

Method(s) of dissemination: Hard copy/printout

CONTACT PERSON: *Bradley Snider; (819) 997-6195; Statistician;  
Transportation Division*

---

**36-2715 Aircraft Movement Statistics**

This monthly program collects statistics on aircraft movements in Canada from all airports with air traffic control towers and from selected smaller airports without air traffic control towers.

**MAIN TOPICS:**

*Air traffic, aircraft movements at airports with Transport Canada air traffic control towers, by airport, by rank  
Air traffic, aircraft movements at selected smaller airports without air traffic control towers, by airport  
Air traffic, aircraft landings (arrivals) and take-offs (departures), by type of aircraft, by airport*

COLLECTION:**START DATE:**

1960

**REFERENCE PERIOD:**

Month; Calendar year

**DATA COLLECTION METHOD(S):**

100% Extraction from administrative files

**FREQUENCY:**

Monthly

**TYPE OF SURVEY:**

Census

POPULATION:**TARGET UNIVERSE:**

All airports with air traffic control towers and  
selected smaller airports

**POPULATION SIZE:**

400

**STATISTICAL UNITS:**

Airport

CLASSIFICATION:**GEOGRAPHIC COVERAGE:**

Canada

**GEOGRAPHIC CODING - MICRO DATA:**

Airport; Province

DISSEMINATION:**RELEASE TIME:**

2 months after the reference month

**OTHER STATISTICAL DATA PRODUCTS:**

Standard tabulation or data file -

Name: Aircraft Movement Statistics

Method(s) of dissemination: a) Hard copy/printout,

b) Diskette, c) Tape

Customised tabulation or data file

**GEOGRAPHIC UNITS DISSEMINATED:**

Canadian Airports

**PUBLICATIONS (CATALOGUED):**

51-004

**SOURCES FOR CUSTOMISED PRODUCTS:**

Name: Aircraft Movement Statistics

Number of variables: 10

**OTHER PUBLICATIONS:**

TP 141 - "Aircraft Movement Statistics - Monthly Report"

TP 577 - "Aircraft Movement Statistics - Annual Report"

Main variables: Aircraft movements (i.e. take-offs, landings or simulated approaches) classified by: class of operation, geographic area, type of operation, type of power plant, weight groups, flight rules used, runways used, monthly peak days and peak hours

**MICRO DATA PRODUCTS:**

Standard - available on demand

Name: TP 141

Method(s) of dissemination: Hard copy/printout

Customised - user defined

CONTACT PERSON: Peter Bailie; (819) 997-6185; Head, Analytical Services and Operations; Transportation Division**36-2719 Aircraft Hours Flown, Canadian Registered Civil Aircraft with Valid Certificate of Airworthiness**

This annual program collects information from the reports filed by aircraft owners in order to renew their validity of the Certificate of Airworthiness (C of A) and flight permits.

**MAIN TOPICS:***Canadian registered civil aircraft with valid certificate of airworthiness, aircraft hours flown**Civil aircraft annual airworthiness information data, by detail*COLLECTION:**START DATE:**

1976

**DATA COLLECTION METHOD(S):**

100% Extraction from administrative files

**TYPE OF SURVEY:**

Census

**FREQUENCY:**

Annual

**REFERENCE PERIOD:**

Calendar year

**POPULATION:****TARGET UNIVERSE:**

All Canadian registered civil aircraft

**STATISTICAL UNITS:**

Aircraft

**POPULATION SIZE:**

16,750

**CLASSIFICATION:****GEOGRAPHIC COVERAGE:**

Canada

**GEOGRAPHIC CODING - MICRO DATA:**

Province

**DISSEMINATION:****RELEASE TIME:**

2 years after the reference calendar year

**OTHER PUBLICATIONS:**

TP2468 - "Civil Aircraft Activity in Canada"

**GEOGRAPHIC UNITS DISSEMINATED:**

Canada; Provinces; Territories

**MICRO DATA PRODUCTS:**

Standard - available on demand

Name: TP 2468

**PUBLICATIONS (CATALOGUED):**

51-004

Method(s) of dissemination: Hard copy/printout

**CONTACT PERSON:** *Peter Bailie; (819) 997-6185; Head, Analytical Services and Operations;  
Transportation Division*

**36-2731 Weekly Railway Carloading Survey**

Nineteen common railways provide carloading reports weekly via telephone or telex.

**MAIN TOPICS:**

*Railway carloading statistics*

**NOTES:**

- 1) Publications (Catalogued): The publication 52-005 was discontinued on May 31, 1987.
- 2) SIC Coverage: The operations of companies engaged in railway activities, although diverse in nature, have been found to conform closely to the establishment concept outlined in the Standard Industrial Classification (SIC 453) Railway Transport. Not included in railway transport statistics are operations of private industrial railways. These carriers are not for-hire and exist solely to transport the goods of companies engaged in such activities as mining, forestry and manufacturing.



COLLECTION:**START DATE:**

1920

**REFERENCE PERIOD:**

Week

**DATA COLLECTION METHOD(S):**

50% Telephone interview; 50% Non-standard: Telex

**FREQUENCY:**

Weekly

**TYPE OF SURVEY:**

Census

**COLLECTION PERIOD:**

5 days following the reference week

POPULATION:**TARGET UNIVERSE:**

All class 1 and 2 railway common carrier companies

**STATISTICAL UNITS:**

Railway common carrier company

**POPULATION SIZE:**

19

CLASSIFICATION:**GEOGRAPHIC COVERAGE:**

Canada

**SIC COVERAGE:**

SIC-E 1980 - 453 (See NOTES)

DISSEMINATION:**RELEASE TIME:**

2 weeks after the reference week

**MICRO DATA PRODUCTS:**

Standard - available on demand

**GEOGRAPHIC UNITS DISSEMINATED:**

Canada; East; West

Name: Weekly Carloadings

Method(s) of dissemination: Hard copy/printout

**PUBLICATIONS (CATALOGUED):**

See NOTES

CONTACT PERSON: *Yasmin Sheikh; (613) 951-2518; Project Manager;  
Transportation Division*

**36-2732 Railway Carloading Survey - Monthly**

This survey collects monthly information on railway carloadings of 19 railways operating in Canada.

**MAIN TOPICS:**

*Railway transport, revenue freight-traffic statistics*

*Revenue freight loaded, by commodity, by carloads, by weight*

**NOTES:**

**SIC Coverage:** The operations of companies engaged in railway activities, although diverse in nature, have been found to conform closely to the establishment concept outlined in the Standard Industrial Classification (SIC-E 1980 453) Railway Transport. Not included in railway transport statistics are operations of private industrial railways. These carriers are not for-hire and exist solely to transport the goods of companies engaged in such activities as mining, forestry and manufacturing.

**COLLECTION:****START DATE:**

1921

**REFERENCE PERIOD:**

Month

**DATA COLLECTION METHOD(S):**

100% Self-completion, mail out/mail back

**FREQUENCY:**

Monthly

**TYPE OF SURVEY:**

Census

**COLLECTION PERIOD:**

30 days after end of month

**POPULATION:****TARGET UNIVERSE:**

All class 1 and 2 railway common carrier companies

**STATISTICAL UNITS:**

Railway common carrier company

**POPULATION SIZE:**

19

**CLASSIFICATION:****GEOGRAPHIC COVERAGE:**

Canada

**SIC COVERAGE:**

SIC-E 1980 - 453 (See NOTES)

**DISSEMINATION:****RELEASE TIME:**

2 months after the reference month

**CANSIM MATRICES:**

1431

**GEOGRAPHIC UNITS DISSEMINATED:**

Canada; East; West

**PUBLICATIONS (CATALOGUED):**

52-001

**CONTACT PERSON:** *Yasmin Sheikh; (613) 951-2518; Project Manager;  
Transportation Division*

### 36-2733 Railway Freight Traffic Survey

This monthly survey provides revenue freight traffic statistics, by commodity and by geographic area, for 19 Class 1 and 2 common carrier railways operating in Canada.

**MAIN TOPICS:**

*Railway transport, revenue freight traffic statistics*  
*Revenue freight carried, by railways within Canada, by commodity (SCC)*  
*Revenue freight data detail by province*

**NOTES:**

- 1) SIC Coverage: The operations of companies engaged in railway activities, although diverse in nature, have been found to conform closely to the establishment concept outlined in the Standard Industrial Classification (SIC-E 1980 453) Railway Transport. Not included in railway transport statistics are operations of private industrial railways. These carriers are not for-hire and exist solely to transport the goods of companies engaged in such activities as mining, forestry and manufacturing.
- 2) Publications (Catalogued): The data were formerly in catalogue 52-211. The last issue contained 1987 data.
- 3) Release Time: It is hoped that by June 1990 the time period between data collection and dissemination will be shortened.

**COLLECTION:**

**START DATE:**  
1921

**REFERENCE PERIOD:**  
Month

**DATA COLLECTION METHOD(S):**  
100% Self-completion, mail out/mail back

**FREQUENCY:**  
Monthly

**TYPE OF SURVEY:**  
Census

**COLLECTION PERIOD:**  
35 days after the reference month

**POPULATION:**

**TARGET UNIVERSE:**  
All class 1 and 2 railway common carrier companies

**STATISTICAL UNITS:**  
Railway common carrier company

**POPULATION SIZE:**  
19

**CLASSIFICATION:**

**GEOGRAPHIC COVERAGE:**  
Canada

**SIC COVERAGE:**  
SIC-E 1980 - 453 (See NOTES)

**DISSEMINATION:**

**RELEASE TIME:**  
2 years after the calendar year in which the reference month occurs (See NOTES)

**PUBLICATIONS (CATALOGUED):**  
52-216 (See NOTES)

**GEOGRAPHIC UNITS DISSEMINATED:**  
Provinces; Northwest Territories

**MICRO DATA PRODUCTS:**  
Standard - available on demand  
Name: N/A  
Method(s) of dissemination: a) Hard copy/printout,  
b) Tape

**CONTACT PERSON:** *Yasmin Sheikh; (613) 951-2518; Project Manager;  
Transportation Division*

### 36-2734 Railway Transport Survey - Annual

This annual survey collects financial information on all railway common carrier companies in Canada.

#### MAIN TOPICS:

*Railway transport, operating and financial statistics*  
*Revenue freight carried, by commodity (SCC)*  
*Revenue freight and passenger traffic data*  
*Inventory of locomotive equipment, ties and rails*  
*Length of railway track, operated, by area, by class of railway*  
*Employees, their service hours and compensations, by occupation, and, by class of railway*  
*Operating revenue and expenses, by class of railway*  
*Government and subsidy payments*  
*Balance sheet, assets and liabilities, by class of railway*  
*Property accounts, assets and accumulated depreciation*  
*Fuel and power consumed, by motive, power equipment, and, by area*  
*Canadian National Railway Canadian Pacific Railway*  
*VIA Rail*

#### NOTES:

- 1) SIC Coverage: The operations of companies engaged in railway activities, although diverse in nature, have been found to conform closely to the establishment concept outlined in the Standard Industrial Classification (SIC-E 1980 453) Railway Transport. Not included in railway transport statistics are operations of private industrial railways. These carriers are not for-hire and exist solely to transport the goods of companies engaged in such activities as mining, forestry and manufacturing.
- 2) Release Time: Transportation Division did not have access to data between 1984 and 1987. The information for those years is now available.

#### COLLECTION:

**START DATE:**  
1921

**REFERENCE PERIOD:**  
Calendar year

**DATA COLLECTION METHOD(S):**  
100% Self-completion, mail out/mail back

**FREQUENCY:**  
Annual

**TYPE OF SURVEY:**  
Census

**COLLECTION PERIOD:**  
90 days after the end of the reference calendar year

#### POPULATION:

**TARGET UNIVERSE:**  
All railway common carrier companies

**STATISTICAL UNITS:**  
Railway common carrier company

**POPULATION SIZE:**  
28



CLASSIFICATION:**GEOGRAPHIC COVERAGE:**

Canada

**SIC COVERAGE:**

SIC-E 1980 - 453 (See NOTES)

DISSEMINATION:**RELEASE TIME:**

1 year after the reference calendar year (See NOTES)

**PUBLICATIONS (CATALOGUED):**

52-216

**GEOGRAPHIC UNITS DISSEMINATED:**

Canada

**MICRO DATA PRODUCTS:**

Standard - available on demand

Name: N/A

Method(s) of dissemination: a) Hard copy/printout,  
b) DisketteCONTACT PERSON: *Yasmin Sheikh; (613) 951-2518; Project Manager;  
Transportation Division***36-2735 Railway Operating Statistics Survey**

This monthly survey collects financial information from the data sent to the National Transportation Agency by seven railway companies operating in Canada.

**MAIN TOPICS:**

*Railway transport, financial and operating statistics  
Revenue and expenses and net income (loss), seven selected railways  
Traffic and operating statistics, seven selected railways  
Canadian National Railway  
Canadian Pacific Railway  
VIA Rail Canada  
Ontario Northland Railway  
British Columbia Rail  
Quebec North Shore and Labrador Railway  
CSX Transportation Limited*

**NOTES:**

SIC Coverage: The operations of companies engaged in railway activities, although diverse in nature, have been found to conform closely to the establishment concept outlined in the Standard Industrial Classification (SIC-E 1980 453) Railway Transport. Not included in railway transport statistics are operations of private industrial railways. These carriers are not for-hire and exist solely to transport the goods of companies engaged in such activities as mining, forestry and manufacturing.

COLLECTION:

**START DATE:**  
1921

**REFERENCE PERIOD:**  
Month

**DATA COLLECTION METHOD(S):**  
100% Self-completion, mail out/mail back

**FREQUENCY:**  
Monthly

**TYPE OF SURVEY:**  
Census

**COLLECTION PERIOD:**  
35 days from the end of the month

POPULATION:

**TARGET UNIVERSE:**  
Seven railway companies operating in Canada

**STATISTICAL UNITS:**  
Railway common carrier company

**POPULATION SIZE:**  
7

CLASSIFICATION:

**GEOGRAPHIC COVERAGE:**  
Canada

**SIC COVERAGE:**  
SIC-E 1980 - 453 (See NOTES)

DISSEMINATION:

**RELEASE TIME:**  
2 months after the reference month

**PUBLICATIONS (CATALOGUED):**  
52-003

**GEOGRAPHIC UNITS DISSEMINATED:**  
Canada

**MICRO DATA PRODUCTS:**  
Standard - available on demand

**CANSIM MATRICES:**  
142

Name:  
Method(s) of dissemination: Hard copy/printout

**CONTACT PERSON:** *Yasmin Sheikh; (613) 951-2518; Project Manager;  
Transportation Division*

**36-2736 Rail Commodity Origin and Destination Statistics**

This annual program collects data on railway commodities carried by CN and CP Rail showing tonnages and revenue between provinces, United States and Maritime export/import for each of 320 commodities.

**MAIN TOPICS:**

*Railway commodity origin and destination data, by commodity (SCC), revenue and tonnage  
Rail commodity (SCC) ranked, by tonnage carried and, by revenue earned  
Canadian National Railway  
Canadian Pacific*

**NOTES:**

- 1) SIC Coverage: The operations of companies engaged in railway activities, although diverse in nature, have been found to conform closely to the establishment concept outlined in the Standard Industrial Classification (SIC-E 1980 453) Railway Transport.
- 2) Release Time: Transportation Division did not have access to data between 1984 and 1987. The information for those years is now available.

**COLLECTION:****START DATE:**

1975

**REFERENCE PERIOD:**

Calendar year

**DATA COLLECTION METHOD(S):**

100% Extraction from administrative files

**FREQUENCY:**

Annual

**TYPE OF SURVEY:**

Census

**POPULATION:****TARGET UNIVERSE:**

CN and CP railway common carrier companies

**STATISTICAL UNITS:**

Railway common carrier company

**POPULATION SIZE:**

2

**CLASSIFICATION:****GEOGRAPHIC COVERAGE:**

Canada

**SIC COVERAGE:**

SIC-E 1980 - 453 (See NOTES)

**DISSEMINATION:****RELEASE TIME:**1 year after the reference calendar year (planned)  
(See NOTES)**MICRO DATA PRODUCTS:**

Standard - available on demand

Name:

Method(s) of dissemination: Hard copy/printout

**GEOGRAPHIC UNITS DISSEMINATED:**

Provinces

**OTHER STATISTICAL DATA PRODUCTS:**

Standard tabulation or data file -

Name: Railway Commodity Origin and Destination  
StatisticsMethod(s) of dissemination: a) Hard copy/printout,  
b) Diskette, c) Tape

**CONTACT PERSON:** Yasmin Sheikh; (613) 951-2518; Project Manager;  
Transportation Division

---

### 36-2741 For-Hire Trucking Survey

This quarterly survey provides reliable estimates concerning the origin and destination of intercity commodity movements by for-hire motor carriers.

#### MAIN TOPICS:

*For-hire trucking industry, operating and financial statistics*

*For-hire motor carriers, operating and financial statistics*

*Balance sheet data, by detail*

*Operating and income accounts, by detail*

*For-hire trucking, origin and destination statistics*

*For-hire carriers, concentration and financial control*

*Document storage location point (DSLIP) information*

*Employment, salaries and wages, by type of employment*

*Fuel consumption and cost, by type of fuel*

*Revenue equipment operated, by type of equipment*

*Foreign control of for-hire trucking industry in Canada*

*Revenue, by area of operation*

*Transport revenue, tonnage, tonne-kilometers and shipments for movements of goods, by commodity (SCC), by class of carrier*

#### NOTES:

- 1) Reference Period and Frequency: Until 1988, this survey was conducted annually and collected data pertaining to the calendar year.
- 2) Population Size: 3,000 firms account for approximately 30 million shipments.

#### COLLECTION:

##### START DATE:

1970

##### REFERENCE PERIOD:

Quarter (See NOTES)

##### DATA COLLECTION METHOD(S):

65% Observation/inspection; 30% Self-completion in machine readable form; 5% Face to face personal interview

##### FREQUENCY:

Quarterly (See NOTES)

##### COLLECTION PERIOD:

The quarter following the reference year

##### TYPE OF SURVEY:

Sample

#### POPULATION:

##### TARGET UNIVERSE:

For-hire carriers (truck transport) with earnings for the previous year of \$1,000,000 or more from intercity movements of goods

##### POPULATION SIZE:

3,000: (See NOTES)

##### STATISTICAL UNITS:

Intercity for-hire carrier (truck transport)



CLASSIFICATION:**GEOGRAPHIC COVERAGE:**

Canada

**SIC COVERAGE:**

SIC-E 1980 - 456

**GEOGRAPHIC CODING - MICRO DATA:**

7 digit SGC codes - 1981

DISSEMINATION:**RELEASE TIME:**

15 months after the reference quarter

**OTHER STATISTICAL DATA PRODUCTS:**

Standard tabulation or data file -

Name: For-hire Trucking Survey

Method(s) of dissemination: a) Hard copy/printout,

b) Diskette, c) Tape

Customised tabulation or data file

Customised analytical studies

**GEOGRAPHIC UNITS DISSEMINATED:**

Canada; Provinces; Territories; Census divisions;

Census subdivisions; Census metropolitan areas;

Census agglomerations; States of the U.S.

**PUBLICATIONS (CATALOGUED):**

50-002; 53-222

**SOURCES FOR CUSTOMISED PRODUCTS:**

Name: For-hire Trucking Survey

Number of variables: 6

Main variables: Specific points of origin and destination, Estimated number of shipments, Estimated revenue, Tons and ton miles, Tonnes and tonne-kilometres for any commodity carried at the three-digit Standard Commodity Classification level

**REFERENCE DOCUMENTS:**

"Survey Methodology 1983" (vol. 9, no. 1)

**MICRO DATA PRODUCTS:**

Standard - available on demand

Name: For-hire Trucking Survey

Method(s) of dissemination: a) Hard copy/printout,

b) Diskette, c) Tape

Customised - user defined

CONTACT PERSON: *Kathie Davidson; (613) 951-8779; For-hire Trucking; Transportation Division*

**36-2742 Motor Carriers of Freight Survey 1989**

This annual survey collects establishment-oriented industry statistics such as basic input and output data on the Canadian for-hire trucking industry; and transportation-oriented statistics on this mode of transport, such as the distance travelled, equipment operated and the number of carriers by type of operation.

**MAIN TOPICS:***Motor carrier of freight, operating and financial statistics**Form of ownership/legal status of reporting unit**Balance sheet data, by detail**Operating and income accounts, by detail**Employment, salaries and wages, by type of employment**Fuel consumption and cost, by type of fuel*

*Revenue equipment operated, by type of equipment*  
*Motor carriers, by type of service*  
*Transport revenue, tonnage, tonne-kilometers and shipments data detail*

**NOTES:**

Type of Survey: This is a census for carriers with annual revenues over \$500,000 and a sample for carriers with annual revenues between \$100,000 and \$500,000. (As a supplement survey of Small Carriers)

**COLLECTION:****START DATE:**

1974

**REFERENCE PERIOD:**

Fiscal year

**DATA COLLECTION METHOD(S):**

50% Self-completion, mail out/mail back; 45% Telephone interview; 5% Face to face personal interview

**FREQUENCY:**

Annual

**COLLECTION PERIOD:**

From April to November

**TYPE OF SURVEY:**

Sample (See NOTES)

**POPULATION:****TARGET UNIVERSE:**

Canadian domiciled for-hire motor carriers earning \$100,000 or more in revenue in the year prior to the reference year

**POPULATION SIZE:**

2,000

**STATISTICAL UNITS:**

Establishment

**CLASSIFICATION:****GEOGRAPHIC COVERAGE:**

Canada

**SIC COVERAGE:**

SIC-E 1980 - 456

**DISSEMINATION:****RELEASE TIME:**

December following the reference fiscal year

**OTHER STATISTICAL DATA PRODUCTS:**

Standard tabulation or data file -

Name: Tabulations by class (I, II, III)

Method(s) of dissemination: a) Hard copy/printout,  
 b) Tape

Customised tabulation or data file

Customised analytical studies

**GEOGRAPHIC UNITS DISSEMINATED:**

Canada; Provinces; Territories

**PUBLICATIONS (CATALOGUED):**

53-222

**CONTACT PERSON:** *Andrea Mathieson; (613) 951-2493; Project Manager;*  
*Transportation Division*

**36-2743 Passenger Bus Statistics - Annual**

This annual survey provides establishment-oriented industry statistics (such as basic input and output data of the Canadian passenger bus industry) and transportation-oriented statistics (including distance run, passengers and equipment operated). The survey also classifies new establishments entering the industry.

**MAIN TOPICS:**

*Passenger bus establishments, operating and financial statistics*

*Urban transit, operating and financial statistics*

*Form of ownership/legal status*

*Balance sheet data*

*Operating and income account data*

*Traffic statistics, fare passengers carried, revenue distance run, and passenger revenue earned, by type of service provided*

*Employment, salaries and wages, by type of employee*

*Revenue equipment operated by type of equipment*

*Energy statistics, fuel consumption and cost, by type of fuel*

*Fare structure, by fare category*

*Capital expense and capital subsidies*

**COLLECTION:****START DATE:**

1974

**REFERENCE PERIOD:**

Fiscal year

**DATA COLLECTION METHOD(S):**

98% Self-completion, mail out/mail back; 2%

Extraction from administrative files

**FREQUENCY:**

Annual

**COLLECTION PERIOD:**

From April to December

**TYPE OF SURVEY:**

Census

**POPULATION:****TARGET UNIVERSE:**

Passenger motor carriers with \$500,000 or more in annual revenues

**POPULATION SIZE:**

1,000

**STATISTICAL UNITS:**

Establishment

**CLASSIFICATION:****GEOGRAPHIC COVERAGE:**

Canada

**SIC COVERAGE:**

SIC-E 1980 - 4572, 4573, 4574, 4575

**DISSEMINATION:****RELEASE TIME:**

December following the reference fiscal year

**GEOGRAPHIC UNITS DISSEMINATED:**

Canada; Provinces; Territories

**PUBLICATIONS (CATALOGUED):**  
53-215

**OTHER STATISTICAL DATA PRODUCTS:**  
Customised tabulation or data file  
Customised analytical studies

**CONTACT PERSON:** *Dan Calof; (613) 951-2519; Project Manager;  
Transportation Division*

### 36-2744 Intercity and Rural Passenger Bus Survey - Monthly

This monthly survey covers those establishments with annual revenue of \$1,000,000 and over as recorded in Passenger Bus Statistics - Annual (ID 36-2743).

**MAIN TOPICS:**

*Intercity and rural bus establishments operating and financial statistics*

*Traffic statistics, fare passengers carried, revenue distance run and passenger revenue earned, by type of service provided*

*Energy statistics, fuel consumption and cost, by type of fuel*

**COLLECTION:**

**START DATE:**

1974

**REFERENCE PERIOD:**

Month

**DATA COLLECTION METHOD(S):**

100% Self-completion, mail out/mail back

**FREQUENCY:**

Monthly

**TYPE OF SURVEY:**

Census

**COLLECTION PERIOD:**

From the 1st day to the 30th day of the following month

**POPULATION:**

**TARGET UNIVERSE:**

Establishments earning \$500,000 or more annually from intercity and rural passenger bus operations

**POPULATION SIZE:**

26

**STATISTICAL UNITS:**

Establishment

**CLASSIFICATION:**

**GEOGRAPHIC COVERAGE:**

Canada

**SIC COVERAGE:**

SIC-E 1980 - 4572

**DISSEMINATION:**

**RELEASE TIME:**

2 months after the reference month

**GEOGRAPHIC UNITS DISSEMINATED:**

Canada



**CANSIM MATRICES:**  
352

**OTHER STATISTICAL DATA PRODUCTS:**  
Customised tabulation or data file  
Customised analytical studies

**PUBLICATIONS (CATALOGUED):**  
53-003

**CONTACT PERSON:** *Yasmin Sheikh; (613) 951-2518; Project Manager;  
Transportation Division*

### 36-2745 Urban Transit Survey - Monthly

The monthly Urban Transit survey provides timely indicators of current developments in the urban transit industry. The survey covers the operations of establishments earning gross annual total operating revenue (including subsidies) of \$500,000 or more annually from urban transit operations.

**MAIN TOPICS:**

*Urban transit, operating and financial statistics*

*Traffic statistics, fare passengers carried, revenue distance run and passenger revenue earned, by type of service provided*

*Energy statistics, fuel consumption and cost, by type of fuel*

**COLLECTION:**

**START DATE:**  
1974

**REFERENCE PERIOD:**  
Month

**DATA COLLECTION METHOD(S):**  
100% Self-completion, mail out/mail back

**FREQUENCY:**  
Monthly

**TYPE OF SURVEY:**  
Census

**COLLECTION PERIOD:**  
From the 1st day to the 30th day of the following month

**POPULATION:**

**TARGET UNIVERSE:**  
Establishments earning \$500,000 or more annually from urban transit operations

**POPULATION SIZE:**  
73

**STATISTICAL UNITS:**  
Establishment

**CLASSIFICATION:**

**GEOGRAPHIC COVERAGE:**  
Canada

**SIC COVERAGE:**  
SIC-E 1980 - 4571

DISSEMINATION:

**RELEASE TIME:**  
2 months after the reference month

**PUBLICATIONS (CATALOGUED):**  
53-003

**GEOGRAPHIC UNITS DISSEMINATED:**  
Canada; Provinces; Territories

**OTHER STATISTICAL DATA PRODUCTS:**  
Customised tabulation or data file  
Customised analytical studies

**CANSIM MATRICES:**  
351

CONTACT PERSON: *Yasmin Sheikh; (613) 951-2518; Project Manager;  
Transportation Division*

---

**36-2746 Road Motor Vehicle Survey - Fuel**

This program collects a monthly summary, derived from provincial and territorial fuel sales tax administrative records.

**MAIN TOPICS:**

*Road motor vehicles, fuel consumption and sales statistics*

*Petroleum fuels sold, by type of fuel*

*Gasoline, net sales on which tax was paid at road-use rates for Canada, provinces and territories*

*Diesel oil, net sales on which tax was paid at road-use, rates by province and territory*

*Liquified petroleum gas, net sales on which tax was paid at road-use rates, by province and territory*

*Gasoline for motive purpose, gross sales, by province and territory*

*Gasoline and other petroleum fuels, tax exempt sales to federal government and other consumers*

COLLECTION:

**START DATE:**  
1939

**FREQUENCY:**  
Monthly

**REFERENCE PERIOD:**  
Month

POPULATION:

**TARGET UNIVERSE:**  
Provincial and territorial governments

CLASSIFICATION:

**GEOGRAPHIC COVERAGE:**  
Canada

DISSEMINATION:**RELEASE TIME:**

8 months after the reference month

**GEOGRAPHIC UNITS DISSEMINATED:**

Canada; Provinces; Territories

**PUBLICATIONS (CATALOGUED):**

53-218

**OTHER STATISTICAL DATA PRODUCTS:**

Standard tabulation or data file -

Name: Road Motor Vehicle Survey

Method(s) of dissemination: Hard copy/printout

Customised tabulation or data file

Customised analytical studies

CONTACT PERSON: *Yasmin Sheikh; (613) 951-2518; Project Manager;  
Transportation Division*

---

**36-2747 Road Motor Vehicles - Registration**

This annual program presents statistics on road motor vehicle registrations, drivers' licences and dealers' permits, as obtained from the provincial and territorial governments.

**MAIN TOPICS:***Road motor vehicles, registrations, licenses and permits, by type of vehicle**Passenger automobiles, taxis and for-hire cars, registration, by type of automobile**Motorcycles, registrations**Snowmobiles, recreational, registrations**Mopeds, registrations**Buses, school and other, registrations, by type of bus**Trucks and truck tractors, registrations, by type of truck**Trailers, registrations, by type of trailer**Off-road vehicles, registrations, by type of vehicle**Licenses, by type of operator, and, by type of dealer**Drivers' and chauffeurs' licenses, operators and temporary**Dealers' licenses and plates**Licensed gasoline outlets, retail**Garage licenses, repair and other**Registration data, by place of residence or, by place of issuance of licence*COLLECTION:**START DATE:**

1903

**FREQUENCY:**

Annual

**REFERENCE PERIOD:**

Fiscal year

POPULATION:**TARGET UNIVERSE:**

Provincial and territorial governments

CLASSIFICATION:**GEOGRAPHIC COVERAGE:**

Canada

DISSEMINATION:**RELEASE TIME:**

9 to 10 months after the reference fiscal year

**CANSIM MATRICES:**

356;359;360;363;364;367;368;371;372;375;376;379;380

**GEOGRAPHIC UNITS DISSEMINATED:**

Canada; Provinces; Territories

**PUBLICATIONS (CATALOGUED):**

53-219

CONTACT PERSON: *Yasmin Sheikh; (613) 951-2518; Project Manager;  
Transportation Division*

**36-2748 Quarterly Motor Carriers of Freight Survey**

This quarterly survey collects selective timely data on the economic performance of the for-hire trucking industry.

**MAIN TOPICS:**

*Motor carrier freight, operating and financial statistics*

*Operating revenues, domestic and international movements*

*Operating expenses*

*Fuel consumption and cost*

*Salaries and wages*

*Distance travelled*

*Operating and financial data, by province and territory of domicile*

*Owner-operators of motor carriers*

*Payments made to owner-operators*

COLLECTION:**START DATE:**

1988

**TYPE OF SURVEY:**

Sample

**DATA COLLECTION METHOD(S):**

100% Telephone interview

**REFERENCE PERIOD:**

Quarter



**FREQUENCY:**

Quarterly

**COLLECTION PERIOD:**

From one month after the reference quarter to four weeks later

**POPULATION:****TARGET UNIVERSE:**

For-hire trucking carriers earning \$1,000,000 and over annually

**POPULATION SIZE:**

1,438

**STATISTICAL UNITS:**

Establishment

**CLASSIFICATION:****GEOGRAPHIC COVERAGE:**

Canada

**SIC COVERAGE:**

SIC-E 1980 - 456

**DISSEMINATION:****RELEASE TIME:**

3 months after the reference quarter

**PUBLICATIONS (CATALOGUED):**

50-002; 53-222

**GEOGRAPHIC UNITS DISSEMINATED:**

Canada; Provinces; Territories

**CONTACT PERSON:** Dan Calof; (613) 951-2519; Project Manager;  
Transportation Division**36-2751 Coastwise Shipping Survey**

This continuous survey collects data from agents or operators of vessels on domestic and coastwise shipping in Canadian ports.

**MAIN TOPICS:**

*Coastal shipping, domestic and international cargo traffic statistics*

*Cargo tonnage handled, by commodities loaded and unloaded, by container indicator, by sector, by Canadian region, by province or territory, and, by Canadian handling port*

*Vessel movements, by type of movement, by type of vessel, by country of registry/flag of ship, by vessel capacity in gross registered tonnage and in net registered tonnage, by cargo tonnage handled, by traffic sector, by province and territory, and, by Canadian handling port*

*Containerized cargo tonnage loaded and unloaded, by sector, by container port*

**COLLECTION:****START DATE:**

1938

**DATA COLLECTION METHOD(S):**

70% Self-completion, drop off/mail back; 30% Self-completion in machine readable form

**TYPE OF SURVEY:**

Census

**FREQUENCY:**

Continuous

**REFERENCE PERIOD:**

Calendar year; Quarter

**COLLECTION PERIOD:**

Continuous

**POPULATION:****TARGET UNIVERSE:**

Operations of vessels involved in domestic shipping

**STATISTICAL UNITS:**

Agent or operator of vessel

**POPULATION SIZE:**

50,000

**CLASSIFICATION:****GEOGRAPHIC COVERAGE:**

Canada

**SIC COVERAGE:**

SIC-E 1980 - 454 (part of)

**GEOGRAPHIC CODING - MICRO DATA:**

Other: Port codes

**DISSEMINATION:****RELEASE TIME:**

9 to 10 months after the reference calendar year or quarter

Method(s) of dissemination: a) Hard copy/printout,  
b) Diskette, c) Tape  
Customised tabulation or data file**GEOGRAPHIC UNITS DISSEMINATED:**

Canada; Provinces; Territories; Ports

**SOURCES FOR CUSTOMISED PRODUCTS:**

Name: Coastwise Shipping Survey

Number of variables: 12

**PUBLICATIONS (CATALOGUED):**

54-205; 50-002

Main variables: Tonnage of cargoes handled,  
Cargoes and commodities loaded and unloaded,  
Origin and destination of cargoes and  
commodities handled, Number, Nationality and  
registered gross and net tonnage of vessels  
arriving and departing from Canadian ports**OTHER STATISTICAL DATA PRODUCTS:**

Standard tabulation or data file -

Name: Coastwise Shipping Survey

**CONTACT PERSON:** *Michel Cloutier; (613) 951-8699; Marine Transport Unit;  
Transportation Division***36-2753 Financial Survey of Canadian Water Carriers**

Data presented in this survey are produced annually from the results of a census of Canadian-domiciled for-hire, private and government water carriers. Only those for-hire carriers reporting total gross operating revenues of \$500,000 and more in the previous year are included in the survey for the following year.

**MAIN TOPICS:**

*Canadian water carriers, operational and financial statistics*  
*Form of ownership or legal status*  
*Fleet composition, by type of carrier, by type of vessel*  
*Operating revenue, by type of revenue, by type of carrier*  
*Operating expense, by type of expense, by type of carrier*  
*Water transport property and equipment value, by type of carrier*  
*Employment, employees, salaries and wages, by occupation group, by province or territory*  
*Fuel consumption and costs, by type of fuel, by province or territory of domicile*  
*Percentage distribution of vessels operated, by Canadian-domiciled carriers, by type of vessel*

**COLLECTION:**

**START DATE:**

1946

**REFERENCE PERIOD:**

Fiscal year

**DATA COLLECTION METHOD(S):**

100% Self-completion, mail out/mail back

**FREQUENCY:**

Annual

**TYPE OF SURVEY:**

Census

**COLLECTION PERIOD:**

From April 1 to September 30

**POPULATION:**

**TARGET UNIVERSE:**

All private, for-hire and government carriers (water transport) with total gross operating revenues of \$500,000 and more in the previous year

**POPULATION SIZE:**

250

**STATISTICAL UNITS:**

Carrier (water transport)

**CLASSIFICATION:**

**GEOGRAPHIC COVERAGE:**

Canada

**SIC COVERAGE:**

SIC-E 1980 - 454

**GEOGRAPHIC CODING - MICRO DATA:**

Area of operation

**DISSEMINATION:**

**RELEASE TIME:**

10 months after the reference fiscal year

**PUBLICATIONS (CATALOGUED):**

50-002; 54-205

**GEOGRAPHIC UNITS DISSEMINATED:**

Canada; Area of operation

**CONTACT PERSON:** *Michel Clouthier; (613) 951-8699; Marine Transport Unit; Transportation Division*

### 36-2791 Marine International Freight Origin and Destination Survey

This annual program collects origin and destination information from agents or owners of vessels involved in the movement of goods internationally through Canadian ports.

**MAIN TOPICS:**

*Marine international freight, origin and destination statistics*

*International shipping inbound, cargo tonnage handled, by foreign region and country of origin and destination*

*International shipping inbound, cargo tonnage unloaded, by province or territory and foreign region of origin*

*International shipping inbound, commodities loaded and unloaded, by foreign region, by Canadian region of shipping*

*International shipping outbound, cargo tonnage loaded, by province or territory and foreign region of destination*

*International shipping, cargo tonnage loaded and unloaded, by commodity, by Canadian port*

*Containerized cargo tonnage loaded and unloaded by container port*

*Vessel movements, by type of vessel, by country of registry/flag of ship, by vessel capacity in gross registered tonnage and in net registered tonnage, by tonnage handled, by province or territory, and, by Canadian handling port*

**COLLECTION:**

**START DATE:**

1938

**REFERENCE PERIOD:**

Calendar year; Quarter

**DATA COLLECTION METHOD(S):**

100% Extraction from administrative files

**FREQUENCY:**

Continuous

**TYPE OF SURVEY:**

Census

**POPULATION:**

**TARGET UNIVERSE:**

Operations of vessels involved in international shipping

**STATISTICAL UNITS:**

Agent or operator of vessel

**POPULATION SIZE:**

53,000: Approx.: Reporting units

**CLASSIFICATION:**

**GEOGRAPHIC COVERAGE:**

Canada

**SIC COVERAGE:**

SIC-E 1980 - 454 (part of)

**GEOGRAPHIC CODING - MICRO DATA:**

Port codes



DISSEMINATION:**RELEASE TIME:**

9 to 10 months after the reference calendar year or quarter

**GEOGRAPHIC UNITS DISSEMINATED:**

Canada; Provinces; Territories; Ports

**PUBLICATIONS (CATALOGUED):**

54-205; 50-002

**OTHER STATISTICAL DATA PRODUCTS:**

Standard tabulation or data file -

Name: Marine International Freight Origin and Destination Survey

Method(s) of dissemination: a) Hard copy/printout, b) Diskette, c) Tape

Customised tabulation or data file

**SOURCES FOR CUSTOMISED PRODUCTS:**

Name: Marine International Freight Origin and Destination Survey

Number of variables: 12

Main variables: Cargo tonnes handled at Canadian ports in international shipping by up to four variables: commodity, handling port, foreign origin and destination (port or country), nationality of vessel, Canadian region - Totals for one specified variable and subtotals for up to two other variables - Data can be provided in rank order of any one of the first four variables listed above - Vessel activity by port

CONTACT PERSON: *Michel Cloutier; (613) 951-8699; Marine Transport Unit; Transportation Division*

**36-2793 Truck Use Survey, 1989**

This is a survey of the not-for-hire truck operators in Canada. It covers operators with fleets of fifteen or more trucks, tractors, trailers or vans.

**MAIN TOPICS:**

*Truck use, intercity commodity movements, by origin and destination, average weight per trip, route length and number of trips*

*Private trucking, operating and financial statistics*

*Form of ownership and firm size*

*Operating expenses*

*Trucking operations, by area of operation, by industry served, by distance travelled*

*Commodities carried ranked, by tonnage moved*

*Broker operators, cost and average salary*

*Employment, salaries and wages, by type of employee*

*Equipment operated, by type of equipment, by model year, by type of fuel consumed*

*Fuel consumption and cost, by type of fuel*

COLLECTION:**START DATE:**

1980

**DATA COLLECTION METHOD(S):**

100% Self-completion, mail out/mail back

**TYPE OF SURVEY:**

Census

**FREQUENCY:**

Annual

**REFERENCE PERIOD:**

Fiscal year

**COLLECTION PERIOD:**

From October to February

**POPULATION:****TARGET UNIVERSE:**

Not-for-hire truck operators with 15 or more vehicles (trucks, tractors, trailers or vans)

**POPULATION SIZE:**

550

**STATISTICAL UNITS:**

Fleet operator

**CLASSIFICATION:****GEOGRAPHIC COVERAGE:**

Canada

**GEOGRAPHIC CODING - MICRO DATA:**

Postal codes

**DISSEMINATION:****RELEASE TIME:**

April following the reference fiscal year

**PUBLICATIONS (CATALOGUED):**

53-222

**GEOGRAPHIC UNITS DISSEMINATED:**

Canada; Provinces; Territories

**OTHER STATISTICAL DATA PRODUCTS:**

Customised tabulation or data file

Customised analytical studies

**CONTACT PERSON:** *Andrea Mathieson; (613) 951-2493; Project Manager;  
Transportation Division*

---

**37-2410 Computer Services Industry**

This statistical program collects annual information from businesses engaged in providing computer services or in the rental or leasing of computer hardware equipment or software packages in Canada.

**MAIN TOPICS:**

*Computer service industry*  
*Organization, by form or legal status*  
*Computer services, by business activity*  
*Operating revenue, by source*  
*Revenue generated, by country*  
*Operating expenses, by type*  
*Employment, by category*  
*Client base, by client industry/class of customer*  
*Provincial distribution of operations, by selected items*

**COLLECTION:****START DATE:**

1972

**DATA COLLECTION METHOD(S):**

88.5% Extraction from administrative files; 11.5%  
Self-completion, mail out/mail back

**TYPE OF SURVEY:**

Sample

**POPULATION:****TARGET UNIVERSE:**

Computer and related service industries

**POPULATION SIZE:**

4,600

**CLASSIFICATION:****GEOGRAPHIC COVERAGE:**

Canada

**GEOGRAPHIC CODING - MICRO DATA:**

Postal codes

**DISSEMINATION:****RELEASE TIME:**

1 1/2 years after the reference fiscal year

**REFERENCE PERIOD:**

Fiscal year

**FREQUENCY:**

Annual

**COLLECTION PERIOD:**

From May 1 to November 30

**STATISTICAL UNITS:**

Legal entity; Some establishments of large computer  
manufacturers and wholesalers

**SIC COVERAGE:**

SIC-E 1980 - 772

**GEOGRAPHIC UNITS DISSEMINATED:**

Canada; Provinces; Territories included with British  
Columbia

**CANSIM MATRICES:**

7083-7094;7437-7440;7442-7447;7449-7454;  
7456;7457;7459;7460;7467-7472

**PUBLICATIONS (CATALOGUED):**

63-222; 63-232

**CONTACT PERSON:** *Daood Hamdani; (613) 951-3490; Chief, Business Services Section;  
Services, Science and Technology Division*

**37-2416 Motion Picture Theatres Survey**

This annual survey collects employment and financial data from motion picture and drive-in theatres in Canada.

**MAIN TOPICS:**

*Motion picture theatres, operations*

*Organizational legal status*

*Theatres, by country of financial control*

*Theatres, by type of business - Regular motion picture theatres and Drive-in theatres*

*Operating revenue, by source*

*Operating expenses, by type*

*Employment, full-time and part-time*

*Performances and attendance*

*Theatre capacity*

**COLLECTION:****START DATE:**

1930

**REFERENCE PERIOD:**

Fiscal year

**DATA COLLECTION METHOD(S):**

100% Self-completion, mail out/mail back

**FREQUENCY:**

Annual

**TYPE OF SURVEY:**

Census

**COLLECTION PERIOD:**

From June to October

**POPULATION:****TARGET UNIVERSE:**

Motion picture theatres (regular and drive-in)

**STATISTICAL UNITS:**

Location (theatre)

**POPULATION SIZE:**

780

**CLASSIFICATION:****GEOGRAPHIC COVERAGE:**

Canada

**GEOGRAPHIC CODING - MICRO DATA:**

Postal codes; Province



**SIC COVERAGE:**

SIC-E 1980 - 9621, 9622

**DISSEMINATION:****RELEASE TIME:**

1 1/2 years after the reference fiscal year

**GEOGRAPHIC UNITS DISSEMINATED:**

Canada; Provinces (Territories included with British Columbia)

**PUBLICATIONS (CATALOGUED):**

63-015; 63-233; 87-001; 87-204; 87-510

**OTHER STATISTICAL DATA PRODUCTS:**

Customised tabulation or data file

**SOURCES FOR CUSTOMISED PRODUCTS:**

Name: Survey of Motion Picture Theatres

Number of variables: 23

Main variables: Number of paid admissions, Box office receipts, Refreshment bar sales, Other operating revenue and amusement taxes for regular and drive-in theatres, Number of full-time and part-time employees, Salaries, Capacity

**CONTACT PERSON:** Shirley Beyer; (613) 951-3492; Chief, Leisure and Personal Services Section; Services, Science and Technology Division

**37-2418 Traveller Accommodation Survey**

This statistical program collects annual employment and financial data from businesses involved in providing accommodation for travellers (e.g., motels, tourist courts, lodging houses, camping grounds).

**MAIN TOPICS:***Traveller accommodation industry, financial and employment statistics**Hotel and motor hotels: SIC 9111**Motels: SIC 9112**Tourist courts and cabins: SIC 9113**Guest houses and tourist homes: SIC 9114**Lodging houses and residential clubs: SIC 9121**Camping grounds and travel trailer parks: SIC 9131**Outfitters, hunting and fishing camps: SIC 9141**Other recreation and vacation camps: SIC 9149**Organizational legal status**Revenue, by source**Expenses, by type**Purchases and inventories**Employment, full time and part time**Client base, by category**Provincial distribution of operations*

COLLECTION:

**START DATE:**  
1949

**DATA COLLECTION METHOD(S):**  
70% Self-completion, mail out/mail back; 30%  
Extraction from administrative files

**TYPE OF SURVEY:**  
Sample

**REFERENCE PERIOD:**  
Fiscal year

**FREQUENCY:**  
Annual

**COLLECTION PERIOD:**  
From May 1 to October 31

POPULATION:

**TARGET UNIVERSE:**  
All major types of accommodation services,  
excluding municipal campgrounds

**POPULATION SIZE:**  
15,000

**STATISTICAL UNITS:**  
Legal entity (with operating division occasionally for  
multi-activity corporations)

CLASSIFICATION:

**GEOGRAPHIC COVERAGE:**  
Canada; Provinces; Territories

**GEOGRAPHIC CODING - MICRO DATA:**  
Postal codes; Province (The location of the head  
office is the reference for geographic coding)

**SIC COVERAGE:**  
SIC-E 1980 - Major group 91

DISSEMINATION:

**RELEASE TIME:**  
1 1/2 to 2 years after the reference fiscal year

**GEOGRAPHIC UNITS DISSEMINATED:**  
Canada; Provinces; Territories

**CANSIM MATRICES:**  
71;72

**PUBLICATIONS (CATALOGUED):**  
63-204; 87-401

**OTHER STATISTICAL DATA PRODUCTS:**  
Standard tabulation or data file -  
Name: Traveller Accommodation Statistics  
Method(s) of dissemination: Hard copy/printout  
Customised tabulation or data file

**SOURCES FOR CUSTOMISED PRODUCTS:**  
Name: Traveller Accommodation Statistics  
Number of variables: 14  
Main variables: Number and type of  
accommodation, Revenue by source,  
Employment, Wages and salaries, Operating  
expenses

**CONTACT PERSON:** *Sam Lee; (613) 951-0663; Chief, Accommodation and Food Services;  
Services, Science and Technology Division*

**37-2419 Restaurant, Caterer and Tavern Survey**

This monthly survey collects financial data from a sample of restaurants, caterers and taverns in Canada.

**MAIN TOPICS:**

*Restaurants, licensed/unlicensed*  
*Caterers*  
*Taverns*  
*Organizational legal status*

**COLLECTION:****START DATE:**

1980-01

**REFERENCE PERIOD:**

Month

**DATA COLLECTION METHOD(S):**

70% Telephone interview; 30% Self-completion,  
 mail out/mail back

**FREQUENCY:**

Monthly

**TYPE OF SURVEY:**

Sample

**COLLECTION PERIOD:**

10th to 25th of each month

**POPULATION:****TARGET UNIVERSE:**

All businesses primarily engaged in food service,  
 excluding restaurants operating in hotels, motels or  
 department stores, unless they are operated as  
 separate franchised operations

**POPULATION SIZE:**

46,000

**STATISTICAL UNITS:**

Establishment; Location

**CLASSIFICATION:****GEOGRAPHIC COVERAGE:**

Canada

**SIC COVERAGE:**

SIC-E 1980 - Major group 92

**GEOGRAPHIC CODING - MICRO DATA:**

Postal codes; SGC codes (province level only)

**DISSEMINATION:****RELEASE TIME:**

7 weeks after the reference month

**PUBLICATIONS (CATALOGUED):**

63-011

**GEOGRAPHIC UNITS DISSEMINATED:**

Canada; Provinces; Territories

**REFERENCE DOCUMENTS:**

63-011 (January 1984)

**CANSIM MATRICES:**

52

**OTHER STATISTICAL DATA PRODUCTS:**

Standard tabulation or data file -

Name: Restaurants, Caterers and Taverns Monthly Statistics

Method(s) of dissemination: a) Hard copy/printout,  
b) Diskette, c) Tape

Customised tabulation or data file

**SOURCES FOR CUSTOMISED PRODUCTS:**

Name: Restaurant, Caterer and Tavern Monthly Statistics

Number of variables: 3

Main variables: Estimates of total receipts of sales by kind of business

**CONTACT PERSON:** *Bill Birbeck; (613) 951-3506; Project Manager; Services, Science and Technology Division*

**37-2420 Architectural, Engineering and Scientific Services Survey**

This survey collects annual data on architectural, engineering and scientific services in Canada. In some years not all three areas are surveyed.

**MAIN TOPICS:**

*Architects and architectural services, financial and employment statistics*

*Consulting engineers and engineering services, financial and employment statistics*

*Scientific and technical services, financial and employment statistics*

*Organization, by form/legal status*

*Operating revenue, by source*

*Foreign revenue, by service, by source, by region*

*Operating expenses, by type*

*Employment, by category*

*Provincial distribution of operations*

*Summary statistics, key ratios and averages, by province/territory*

*Architectural services, fee income distribution*

*Consulting engineering services, revenue distribution*

*Scientific and technical services, revenue distribution*

**NOTES:**

- 1) Publications (Catalogued): 1987 detail will be provided via Special Bulletin as Architects were not surveyed for 1987 reference year.
- 2) Prior to 1983 this survey was conducted as two separate activities: i) Offices of Architects which began in 1977, and ii) Engineering and Scientific Services which began in 1974. Pre-1983 data can be found in publications 63-528, 63-534 and 63-537.

**COLLECTION:****START DATE:**

1974

**DATA COLLECTION METHOD(S):**

85% Extraction from administrative files; 15% Self-completion, mail out/mail back



**TYPE OF SURVEY:**

Sample

**FREQUENCY:**

Annual

**REFERENCE PERIOD:**

Fiscal year

**COLLECTION PERIOD:**

From May 1 to November 30

**POPULATION:****TARGET UNIVERSE:**

Architectural, engineering and other scientific and technical service industries

**STATISTICAL UNITS:**

Legal entity; Some establishments of multi-discipline enterprises

**POPULATION SIZE:**

12,039

**CLASSIFICATION:****GEOGRAPHIC COVERAGE:**

Canada

**SIC COVERAGE:**

SIC-E 1980 - 7751, 7752, 7759

**GEOGRAPHIC CODING - MICRO DATA:**

Postal codes

**DISSEMINATION:****RELEASE TIME:**

1 1/2 years after the reference fiscal year for preliminary estimates (1986, Catalogue number 63-537 occasional - all 3 industries, 1987 Preliminary estimates, engineers, scientific)

**GEOGRAPHIC UNITS DISSEMINATED:**

Canada; Provinces (Territories included with British Columbia)

**PUBLICATIONS (CATALOGUED):**

63-232; 63-537 (See NOTES)

**CONTACT PERSON:** *Daood Hamdani; (613) 951-3490; Chief, Business Services Section; Services, Science and Technology Division*

**37-2423 Survey of Miscellaneous Services**

This survey collects annual employment and financial data from automobile and truck rental firms, retail travel agencies, tour operators, wholesalers, and other miscellaneous service industries in Canada.

**MAIN TOPICS:**

*Business service industries, miscellaneous, SIC 1980, financial, employment and operational statistics by province/territory*

*Business service establishments, by form of organization/legal status, by type of business/economic activity*

*Business service industries, revenue by source, expenses by type of service rendered*

*Business service industries, purchases and inventories, by type of service*

*Business service industries, employment by categories, by type of service*

*Business service industries, client base data, as percentage of total operating revenue by client category/class*  
*Business service industries, provincial distribution data on locations, total revenue earned, salaries and wages and employee benefits paid*

*Automobile and truck rental/leasing service, SIC 1980, financial and employment statistics*

*Travel agencies, tour operators and tour wholesalers, SIC 1980, financial and employment statistics*

**NOTES:**

1) Data Collection Method(s): Revenue Canada administrative files provided data in machine readable form for approximately 80% of the universe. Questionnaires were sent to the remaining 20%, 55% completed the questionnaire. Estimates for the remaining 45% were taken from administrative files.

2) Population Size: 1986 excludes SIC 999.

**COLLECTION:**

**START DATE:**  
1982

**REFERENCE PERIOD:**  
Fiscal year

**DATA COLLECTION METHOD(S):**  
92% Extraction from administrative files; 8%  
Self-completion, mail out/mail back (See NOTES)

**FREQUENCY:**  
Annual

**TYPE OF SURVEY:**  
Sample

**COLLECTION PERIOD:**  
From May 1 to November 30

**POPULATION:**

**TARGET UNIVERSE:**  
Other service industries

**STATISTICAL UNITS:**  
Legal entity

**POPULATION SIZE:**  
38,143 (See NOTES)

**CLASSIFICATION:**

**GEOGRAPHIC COVERAGE:**  
Canada

**SIC COVERAGE:**  
SIC-E 1980 - Major group 99

**GEOGRAPHIC CODING - MICRO DATA:**  
Postal codes

**DISSEMINATION:**

**RELEASE TIME:**  
1 1/2 years after the reference fiscal year

**PUBLICATIONS (CATALOGUED):**  
63-231 (1982-1984, 1983-1985); 63-232 (1984-1986)

**GEOGRAPHIC UNITS DISSEMINATED:**  
Canada; Provinces; Territories

**CONTACT PERSON:** *Daood Hamdani; (613) 951-3490; Chief, Business Services Section;  
Services, Science and Technology Division*

**37-2424 Survey of Personal and Household Services**

This survey collects annual employment and financial data from businesses primarily engaged in providing personal and household services.

**MAIN TOPICS:**

*Operating revenue, by source*

*Operating expenses, by type*

*Other Personal and Household Services, 1980 SIC 9799*

*Fur Cleaning, Repair and Storage, 1980 SIC 9792*

*Shoe Repair, 1980 SIC 9791*

*Employment, full and part-time*

*Salaries, wages and employee benefits*

*Organisational legal status*

*Provincial distribution of operations*

*Client base*

*Purchases and inventories*

*Cemeteries and Crematoria, 1980 SIC 9732*

*Funeral Homes, 1980 SIC 9731*

*Laundry and/or Dry Cleaner, 1980 SIC 9721*

*Combination Barber and Beauty Shop, 1980 SIC 9713*

*Beauty Shop, 1980 SIC 9712*

*Distributor and/or Agent for Dry Cleaner, 1980 SIC 9722*

*Self-service Laundry and/or Dry Cleaner, 1980 SIC 9723*

*Other Laundry and/or Dry Cleaning Services, 1980 SIC 9729*

*Carpet Cleaning, Furniture Cleaning, 1980 SIC 9726*

*Linen Supply, 1980 SIC 9725*

*Valet Services, Pressing and/or Repair, 1980 SIC 9724*

*Personal and household service producing industries, 1980 SIC 97.., employment and financial statistics*

*Barber Shop, 1980 SIC 9711*

**COLLECTION:****START DATE:**

1982

**REFERENCE PERIOD:**

Fiscal year

**DATA COLLECTION METHOD(S):**

94% Extraction from administrative files; 6%  
Self-completion, mail out/mail back

**FREQUENCY:**

Annual

**TYPE OF SURVEY:**

Census

**COLLECTION PERIOD:**

From May 1 to October 15

**POPULATION:****TARGET UNIVERSE:**

Personal and household service industries

**STATISTICAL UNITS:**

Legal entity

**POPULATION SIZE:**

28,000

CLASSIFICATION:**GEOGRAPHIC COVERAGE:**

Canada

**SIC COVERAGE:**

SIC-E 1980 - Major group 97 (except 974)

**GEOGRAPHIC CODING - MICRO DATA:**

Postal codes; Province

DISSEMINATION:**RELEASE TIME:**

20 months after the reference fiscal year

**OTHER STATISTICAL DATA PRODUCTS:**

Customised tabulation or data file

**GEOGRAPHIC UNITS DISSEMINATED:**

Canada; Provinces; Territories

**SOURCES FOR CUSTOMISED PRODUCTS:**

Name: Tabulations

Number of variables: 90

Main variables: Sources of revenue and expenses,  
Employment and client base**CANSIM MATRICES:**

41;42

**PUBLICATIONS (CATALOGUED):**63-231 (1982-1984, 1983-1985); 63-233 (1984-1986,  
1985-1987, 1986-1988); 63-015CONTACT PERSON:*Shirley Beyer; (613) 951-3492; Chief, Leisure and Personal Services Section;  
Services, Science and Technology Division***37-2425 Survey of Amusement and Recreational Services**

This survey collects annual employment and financial data from businesses primarily engaged in providing amusement and recreational services.

**MAIN TOPICS:***Amusement and recreational service producing industries, 1980 SIC 96., employment and financial statistics**Entertainment production company or artist, 1980 SIC 9631**Theatrical and staged entertainment services, 1980 SIC 9639**Professional sports clubs, 1980 SIC 9641**Professional athletes and promoters, 1980 SIC 9642**Horse race tracks, 1980 SIC 9643**Other race tracks, 1980 SIC 9644**Golf courses, 1980 SIC 9651**Curling clubs, 1980 SIC 9652**Skiing facilities, 1980 SIC 9653**Boat rental/Marina, 1980 SIC 9654**Sports and recreational clubs, 1980 SIC 9659**Gambling operations, including lotteries, 1980 SIC 9661**Bowling alleys and billiard parlours, 1980 SIC 9691**Amusement parks, carnival and circus operations, 1980 SIC 9692**Dance hall, studio and schools, 1980 SIC 9693**Coin operated amusement services, 1980 SIC 9694*



*Roller skating facilities, 1980 SIC 9695*  
*Botanical and zoological garden, 1980 SIC 9696*  
*Other amusement and recreational services, 1980 SIC 9699*  
*Organization, by form or legal status*  
*Operating revenue, by source*  
*Operating expenses, by type*  
*Employment, full time and part-time*  
*Salaries, wages and employee benefits*  
*Purchases and inventories*  
*Client base*  
*Provincial distribution*

**COLLECTION:**

**START DATE:**

1982

**REFERENCE PERIOD:**

Fiscal year

**DATA COLLECTION METHOD(S):**

88% Extraction from administrative files; 12%  
Self-completion, mail out/mail back

**FREQUENCY:**

Annual

**TYPE OF SURVEY:**

Census

**COLLECTION PERIOD:**

From May 1 to October 15

**POPULATION:**

**TARGET UNIVERSE:**

Amusement and recreational service industries

**STATISTICAL UNITS:**

Legal entity

**POPULATION SIZE:**

15,750

**CLASSIFICATION:**

**GEOGRAPHIC COVERAGE:**

Canada

**SIC COVERAGE:**

SIC-E 1980 - Major group 96 (except 961, 962, 9661)

**GEOGRAPHIC CODING - MICRO DATA:**

Postal codes; Province

**DISSEMINATION:**

**RELEASE TIME:**

20 months after the reference fiscal year

**PUBLICATIONS (CATALOGUED):**

63-015; 63-231 (1982-1984, 1983-1985); 63-233  
(1984-1986, 1985-1987, 1986-1988)

**GEOGRAPHIC UNITS DISSEMINATED:**

Canada; Provinces; Territories

**OTHER STATISTICAL DATA PRODUCTS:**

Customised tabulation or data file

**CANSIM MATRICES:**

41;42

**SOURCES FOR CUSTOMISED PRODUCTS:**

Name: Tabulations

Number of variables: 90

Main variables: Sources of revenue and expenses,  
Employment, Client base

CONTACT PERSON: *Shirley Beyer; (613) 951-3492; Chief, Leisure and Personal Services Section;  
Services, Science and Technology Division*

---

**37-2426 Survey of Business Service Industries**

This annual survey collects employment and financial data from business service industries such as employment agencies, advertising agencies, customs brokers and other business services.

**MAIN TOPICS:***Business services industries, selected 1980 SIC 77., employment and financial statistics**Employment agencies, SIC 7711**Personnel suppliers, SIC 7712**Security and investigation services, SIC 7791**Credit bureau services, SIC 7792**Collection agencies, SIC 7793**Customs brokers, SIC 7794**Telephone answering services, SIC 7795**Duplicating services, SIC 7796**Other business services, n.e.c. SIC 7799**Organization, by form or legal status**Operating revenue, by source**Operating expenses, by type**Employment, by category**Salaries, wages and employee benefits**Purchases and inventories**Client base**Provincial distribution by selected items of revenue and expenses, by province/territory***COLLECTION:****START DATE:**

1982

**TYPE OF SURVEY:**

Sample

**DATA COLLECTION METHOD(S):**90.5% Extraction from administrative files; 9.5%  
Self-completion, mail out/mail back (See NOTES)**REFERENCE PERIOD:**

Fiscal year

**FREQUENCY:**

Annual

**COLLECTION PERIOD:**

From May 1 to November 30

**POPULATION:****TARGET UNIVERSE:**

Selected business service industries in Canada

**STATISTICAL UNITS:**

Legal entity

**POPULATION SIZE:**

34,787

**CLASSIFICATION:****GEOGRAPHIC COVERAGE:**

Canada

**SIC COVERAGE:**

SIC-E 1980 - 771, 774, 779

**GEOGRAPHIC CODING - MICRO DATA:**

Postal codes

**DISSEMINATION:****RELEASE TIME:**

1 1/2 years after the reference fiscal year

**PUBLICATIONS (CATALOGUED):**

63-231 (1982-1984, 1983-1985); 63-232 (1984-1986)

**GEOGRAPHIC UNITS DISSEMINATED:**

Canada; Provinces; Territories

**CONTACT PERSON:** *Daood Hamdani; (613) 951-3490; Chief, Business Services Section;  
Services, Science and Technology Division*

---

**37-2430 Survey of Professional Accountants**

The survey is designed to collect annual information on broad categories of revenue and expense items along with employment information about offices of chartered and certified accountants.

**MAIN TOPICS:**

*Professional accountants, financial, employment and salaries and employee benefits, by data detail, by province/territory and selected metropolitan areas*

*Professional accountants, revenues, by type of service, by geographic area*

*Professional accountants, personnel/employees, by type, by geographic area*

*Professional accountants, salaries and employee benefit data, by geographic area*

**NOTES:**

Type of Survey: This survey is considered to be a census because Gross Business Income (GBI) data are gathered for all units which form part of the non-survey portion. This survey has been temporarily suspended.

COLLECTION:

**START DATE:**  
1988

**REFERENCE PERIOD:**  
Fiscal year

**DATA COLLECTION METHOD(S):**  
90% Extraction from administrative files; 10%  
Self-completion, mail out/mail back

**FREQUENCY:**  
Annual

**TYPE OF SURVEY:**  
Census (See NOTES)

**COLLECTION PERIOD:**  
From May 1 to August 30

POPULATION:

**TARGET UNIVERSE:**  
All professional accounting firms

**STATISTICAL UNITS:**  
Firm

**POPULATION SIZE:**  
7,000

CLASSIFICATION:

**GEOGRAPHIC COVERAGE:**  
Canada

**SIC COVERAGE:**  
SIC-E 1980 - 7731

**GEOGRAPHIC CODING - MICRO DATA:**  
Postal codes

DISSEMINATION:

**RELEASE TIME:**  
The data for 1988 should be available in July 1990

**GEOGRAPHIC UNITS DISSEMINATED:**  
Canada; Provinces; Territories; Census metropolitan  
areas - selected; Major cities

**CONTACT PERSON:** *William Birbeck; (613) 951-3506; Project Manager;  
Services, Science and Technology Division*

**37-2721 Telephone Statistics Survey - Monthly**

This survey collects monthly data from 13 of the largest businesses providing telephone services in Canada.

**MAIN TOPICS:**  
*Telephone industry, financial, employment and services statistics*  
*Telephone systems and services*  
*Operating revenue, by source*  
*Operating expenses, by type*  
*Employees, salaries and wages*



*Construction expenditures*  
*Network access lines in service, by type of service*  
*Company telephones in service, total*  
*Telephone toll messages, total*

COLLECTION:

**START DATE:**  
1971

**REFERENCE PERIOD:**  
Month

**DATA COLLECTION METHOD(S):**  
100% Self-completion, mail out/mail back

**FREQUENCY:**  
Monthly

**TYPE OF SURVEY:**  
Census

**COLLECTION PERIOD:**  
From the 1st to the 25th day of month

POPULATION:

**TARGET UNIVERSE:**  
The 13 major telephone systems in Canada

**STATISTICAL UNITS:**  
Telephone company

**POPULATION SIZE:**  
13

CLASSIFICATION:

**GEOGRAPHIC COVERAGE:**  
Canada

**SIC COVERAGE:**  
SIC-E 1980 - 4821

DISSEMINATION:

**RELEASE TIME:**  
60 days after the reference month

**PUBLICATIONS (CATALOGUED):**  
56-002

**GEOGRAPHIC UNITS DISSEMINATED:**  
Canada

**MICRO DATA PRODUCTS:**  
Standard - available on demand

**CANSIM MATRICES:**  
355

1) Name: N/A  
2) Method(s) of dissemination: Hard copy/printout

CONTACT PERSON: *Ralph Slattery; (613) 951-2205; Chief, Telecommunications Section;  
 Services, Science and Technology Division*

---

### 37-2722 Telephone Statistics Survey - Annual

This survey collects annual data on all businesses providing telephone services in Canada.

**MAIN TOPICS:**

*Telecommunications - Telephone systems*  
*Telephone industry statistics, by selected technical and economic characteristics*  
*Telephone systems: financial, employment and service statistics*  
*Telephone network access lines and telephones in service, by type*  
*Telephone working lines, by type of switching equipment*  
*Telephone carrier systems on physical circuits, by type*  
*Telephone wire, pole lines or routes in miles/kilometers*  
*Telephones in service*  
*Telephone lines with access to direct distance dialling*  
*Long distance communications systems*  
*Operating revenue, by source*  
*Operating expenses, by type*  
*Income statement, by detail*  
*Construction expenditures detail*  
*Balance sheet data, by detail*  
*Dividends paid during year*  
*Employees, balances and wages, by staff category*  
*Teletypewriters, by type of service*  
*Telephones in service, by type of service*

**COLLECTION:****START DATE:**

1886

**REFERENCE PERIOD:**

Calendar year

**DATA COLLECTION METHOD(S):**

100% Self-completion, mail out/mail back

**FREQUENCY:**

Annual

**TYPE OF SURVEY:**

Census

**COLLECTION PERIOD:**

From January to March of the following year

**POPULATION:****TARGET UNIVERSE:**

All licensed telephone systems in Canada

**STATISTICAL UNITS:**

Telephone company

**POPULATION SIZE:**

62

**CLASSIFICATION:****GEOGRAPHIC COVERAGE:**

Canada

**SIC COVERAGE:**

SIC-E 1980 - 4821

DISSEMINATION:**RELEASE TIME:**

Some preliminary data are usually available in April following the reference calendar year; Final data are available one month later

**GEOGRAPHIC UNITS DISSEMINATED:**

Canada; Provinces (Territories included with British Columbia)

**PUBLICATIONS (CATALOGUED):**

56-001; 56-203

CONTACT PERSON: *Ralph Slattery; (613) 951-2205; Chief, Telecommunications Section; Services, Science and Technology Division*

**37-2724 Radio and Television Broadcasting Survey**

This survey is conducted annually to collect information on broadcasting in Canada.

**MAIN TOPICS:**

*Television broadcasting industry, privately owned, financial and employment statistics  
Radio and television broadcasting industries, financial and employment statistics  
Radio broadcasting industry, privately owned, financial and employment statistics  
Canadian Broadcasting Corporation (CBC), financial and employment statistics  
CTV Television Network, financial and employment statistics  
Global communications, financial and employment statistics  
Balance sheet data detail  
Income statement data detail  
Statement of changes in cash position  
Employees, salaries and wages and fringe benefits Property, plant and equipment*

COLLECTION:**START DATE:**

1956

**REFERENCE PERIOD:**

Fiscal year (ending August 31)

**DATA COLLECTION METHOD(S):**

100% Self-completion, mail out/mail back

**FREQUENCY:**

Annual

**TYPE OF SURVEY:**

Census

**COLLECTION PERIOD:**

From September 1 to November 30

POPULATION:**TARGET UNIVERSE:**

All radio and television broadcasting stations licensed by the Canadian Radio-Television and Telecommunications Commission (CRTC)

**POPULATION SIZE:**

824

**STATISTICAL UNITS:**

Organisation licensed for radio or television broadcasting

**CLASSIFICATION:****GEOGRAPHIC COVERAGE:**

Canada

**SIC COVERAGE:**

SIC-E 1980 - 4811, 4812, 4813

**DISSEMINATION:****RELEASE TIME:**

Some preliminary data are usually available in April following the reference fiscal year; Final data are available one month later

**GEOGRAPHIC UNITS DISSEMINATED:**

Canada; Provinces; Territories; County; Viewing areas; Other units (on request)

**PUBLICATIONS (CATALOGUED):**

56-001; 56-204

**CONTACT PERSON:** *Ralph Slattery; (613) 951-2205; Chief, Telecommunication Section; Services, Science and Technology Division*

**37-2726 Telecommunications Statistics Survey - Monthly**

This survey collects monthly financial data from Unitel Communications Inc. and Teleglobe Canada.

**MAIN TOPICS:**

*Telegraph and cable systems, major, financial and employment statistics  
Unitel Communications Inc.  
Teleglobe Canada  
Operating revenue, by source  
Operating expenses, by type  
Employees, salaries and wages*

**COLLECTION:****START DATE:**

1972

**REFERENCE PERIOD:**

Month

**DATA COLLECTION METHOD(S):**

100% Self-completion, mail out/mail back

**FREQUENCY:**

Monthly

**TYPE OF SURVEY:**

Census

**COLLECTION PERIOD:**

From the 1st to the 25th of the month



POPULATION:

**TARGET UNIVERSE:**  
Major telegraph and cable systems

**STATISTICAL UNITS:**  
Telecommunication carrier

**POPULATION SIZE:**  
2

CLASSIFICATION:

**GEOGRAPHIC COVERAGE:**  
Canada

**SIC COVERAGE:**  
SIC-E 1980 - 4821

DISSEMINATION:

**RELEASE TIME:**  
60 days after the reference month

**PUBLICATIONS (CATALOGUED):**  
56-001

**GEOGRAPHIC UNITS DISSEMINATED:**  
Canada

CONTACT PERSON: *Ralph Slattery; (613) 951-2205; Chief, Telecommunications Section;  
Services, Science and Technology Division*

---

**37-2727 Telecommunications Statistics Survey - Annual**

This survey collects annual financial and operating data on 5 telecommunication carriers.

**MAIN TOPICS:**

*Telecommunications industry, telecommunications carriers, financial and employment statistics  
Telesat Canada  
Unitel Communications Inc.  
Teleglobe Canada  
North American Telegraph Company  
Eastern Telephone and Telegraph Company  
Marine radio stations, Ministry of Transport, messages handled  
Operating revenue, by source  
Operating expenses, by type  
Property and equipment cost  
Employees, salaries and wages*

**NOTES:**

The survey suspended operations in 1989 for revisions.

COLLECTION:

**START DATE:**  
1912

**DATA COLLECTION METHOD(S):**  
100% Self-completion, mail out/mail back

**TYPE OF SURVEY:**

Census

**FREQUENCY:**

Annual

**REFERENCE PERIOD:**

Calendar year

**COLLECTION PERIOD:**

The first 3 months of the year

**POPULATION:****TARGET UNIVERSE:**

Telecommunication carriers industry

**STATISTICAL UNITS:**

Telecommunication carrier

**POPULATION SIZE:**

5

**CLASSIFICATION:****GEOGRAPHIC COVERAGE:**

Canada

**SIC COVERAGE:**

SIC-E 1980 - 4821

**DISSEMINATION:****RELEASE TIME:**

1982

**PUBLICATIONS (CATALOGUED):**

56-201

**GEOGRAPHIC UNITS DISSEMINATED:**

Canada

**CONTACT PERSON:** *Ralph Slattery; (613) 951-2205; Chief, Telecommunications Section;  
Services, Science and Technology Division*

**37-2728 Cable Television Survey**

This survey collects annual data from all cable television systems licensed to operate in Canada by the Canadian Radio-Television and Telecommunications Commission (CRTC).

**MAIN TOPICS:***Cable television industry financial employment and service statistics**Cable television licensees with more than 3000 subscribers, financial, employment and service statistics**Balance sheet data**Income statement data**Statement of changes in cash position**Household served, by cable**Cable television subscribers, by type**Property, plant and equipment, by fixed asset classification**Employees, by staff category**Salaries and wages and employee benefits*

**COLLECTION:****START DATE:**

1967

**REFERENCE PERIOD:**

Fiscal year (ending August 31)

**DATA COLLECTION METHOD(S):**

100% Self-completion, mail out/mail back

**FREQUENCY:**

Annual

**TYPE OF SURVEY:**

Census

**COLLECTION PERIOD:**

From September 1st to November 30

**POPULATION:****TARGET UNIVERSE:**

Cable television industry (all systems licensed by the Canadian Radio-Television and Telecommunications Commission (CRTC))

**POPULATION SIZE:**

2,139

**STATISTICAL UNITS:**

Cable television system

**CLASSIFICATION:****GEOGRAPHIC COVERAGE:**

Canada

**SIC COVERAGE:**

SIC-E 1980 - 4814

**DISSEMINATION:****RELEASE TIME:**

Some preliminary data are usually available in April following the reference fiscal year; Final data are available one month later

**GEOGRAPHIC UNITS DISSEMINATED:**

Canada; Provinces (Territories included with British Columbia); May be available on request

**PUBLICATIONS (CATALOGUED):**

56-001; 56-205

**CONTACT PERSON:** *Ralph Slattery; (613) 951-2205; Chief, Telecommunications Section;  
Services, Science and Technology Division*

---





**41-3901 Census of Population**

The quinquennial Census of Population collects extensive demographic, social, cultural and economic information such as age, sex, marital status, education, ethnicity, mother tongue, labour force activity, income etc. In addition, data are provided on dwelling, family and household characteristics.

**MAIN TOPICS:**

*Population Census 1986: statistical profiles, by socio-economic, demographic and geographic characteristics, Canada, provinces, territories and other Population 15 years of age and over: income and labour force activity*

*Population: ethno-cultural and language profiles*

*Disabled persons: socio-economic data, activity limitation, disability related characteristics*

*Population: mobility status, internal and external migration, by selected socio-economic characteristics*

*Families: socio-economic profiles, by family type, structure, composition and other family related characteristics*

*Dwellings: socio-economic profiles, by type and dwelling related characteristics*

*Aboriginal population: socio-economic and cultural data*

*Households: socio-economic profiles, by household type, size, income, tenure and other household related characteristics*

**NOTES:**

- 1) Target Universe: The universe includes all Canadian citizens and landed immigrants with a residence in Canada, Canadian citizens and landed immigrants who are abroad, either on a military base or attached to a diplomatic mission, Canadian citizens and landed immigrants at sea or in port aboard merchant vessels under Canadian registry. Excluded are foreign diplomats and foreign military personnel and their families, work permit holders and their families, student visa holders and their families, and visitors from another country.
- 2) Other Coverage: SOC Coding of Micro Data and SIC Coding of Micro Data: Data are also available on 1970 classification through conversion.

**COLLECTION:****START DATE:**

1666

**REFERENCE PERIOD:**

Calendar year; Week

**DATA COLLECTION METHOD(S):**

68% Self-completion, drop off/mail back; 30% Self-completion, drop off/pick up; 2% Face to face personal interview

**FREQUENCY:**

Quinquennial

**COLLECTION PERIOD:**

From May 26 to July 15 (for years ending in 1 or 6)

**TYPE OF SURVEY:**

Census

**POPULATION:****TARGET UNIVERSE:**

All Canadian citizens and landed immigrants with a residence in Canada (See NOTES)

**POPULATION SIZE:**

25,000,000

**STATISTICAL UNITS:**

Individual; Family; Household; Dwelling

**CLASSIFICATION:****GEOGRAPHIC COVERAGE:**

Canada

**OTHER COVERAGE:**

See NOTES

**GEOGRAPHIC CODING - MICRO DATA:**

Postal codes; 7 digit SGC codes - 1986; 7 digit SGC codes - 1981; FED/EA code

**DISSEMINATION:****RELEASE TIME:**

1986

**REFERENCE DOCUMENTS:**

"Procedures Manual Self-Enumeration" (41)  
"Procedures Manual Canvassers Area" (42)

**GEOGRAPHIC UNITS DISSEMINATED:**

Canada; Provinces; Territories; Census divisions; Census subdivisions; Census metropolitan areas; Census agglomerations; Urban/rural areas; Enumeration areas; Census tracts; Provincial census tracts; Federal electoral districts; (1987 Representation order); Forward sortation areas; User defined areas

**MICRO DATA PRODUCTS:**

Standard - available on demand -

- 1) Name: Individual File  
Method(s) of dissemination: Tape
- 2) Name: Household/Housing File  
Method(s) of dissemination: Tape
- 3) Name: Family File  
Method(s) of dissemination: Tape

**PUBLICATIONS (CATALOGUED):**

92-101 to 92-105; 92-109 to 92-123; 93-101 to 93-119; 93-151 to 93-157; 94-101 to 94-131; 94-133 to 94-134; 95-101 to 95-174; 98-101 to 98-112; 98-120 to 98-135; 99-101 to 99-106(E&F); 99-115 to 99-127

**OTHER STATISTICAL DATA PRODUCTS:**

Standard tabulation or data file -  
Name: For a detailed list of products and services offered please refer to "Products and Services" (catalogue no. 99-103)  
Method(s) of dissemination: a) Hard copy/printout, b) Diskette, c) Tape, d) Other, Microfiche  
Customised tabulation or data file

**PUBLICATIONS (NON-CATALOGUED):**

Postal code (FSA) profiles  
Aboriginal Peoples Output Program products

**CONTACT PERSON:** *Rosalie Bambrick; (613) 951-3968; Senior Technical Officer; Census Operations Division*

**42-3836 General Social Survey - Cycle 1 (GSS-85)**

This quinquennial survey monitors changes in the health of Canadians and examines social support related to persons 55 years and older, covering their lifestyle, health problems, health services utilization, active kinship, social activity, participation, etc.

**MAIN TOPICS:**

*Persons 15 years and older: quality of life and social status, by life style habits or practices, education, labour force status, occupation, household income, age group and sex*

*Persons 15 years and older: current health status by prevalence of major health problems and chronic diseases, by various risk factors or health measures, by age group and sex*

*Persons 15 years and older: health care services utilization, by type of health professional, by main reason for consultation, household income, age group and sex*

*Persons 15 years and older: by self-rated health status, reported happiness with life, satisfaction with health, age group, sex and socio-economic characteristics*

*Persons 15 years and older: short-term or long-term activity limitation (disability), by nature and degree of activity limitations (disability), age group, sex and socio-economic characteristics*

*Persons 55 years and older: active kinship and close friendship ties and social support networks, by primary potential social support group structures, age group, sex and living arrangement*

*Persons 55 years and older: receiving social support, by living arrangement, age group, sex and type of social support*

*Persons 55 years and older: providing social support, by self-rated health status, age group, sex and type of social support*

*Persons 55 years and older: social activity participation by type of social activity*

**NOTES:**

Frequency: General Social Survey (GSS) is an annual survey with specific subject areas (e.g. health) recurring quinquennially.

**COLLECTION:****START DATE:**

1985

**REFERENCE PERIOD:**

Various (one week and greater)

**DATA COLLECTION METHOD(S):**

72% Telephone interview; 28% Face to face interview

**FREQUENCY:**

Quinquennial (See NOTES)

**TYPE OF SURVEY:**

Sample

**COLLECTION PERIOD:**

September and October 1985

**POPULATION:****TARGET UNIVERSE:**

All persons 15 years of age and older living in the ten provinces of Canada, excluding full-time residents of institutions

**POPULATION SIZE:**

19,668,000

**STATISTICAL UNITS:**

Individual



CLASSIFICATION:**GEOGRAPHIC COVERAGE:**

Provinces

**SIC COVERAGE:**

SIC-E 1980 - All industries

**GEOGRAPHIC CODING - MICRO DATA:**

Postal codes

DISSEMINATION:**RELEASE TIME:**

9 months after the reference period

Method(s) of dissemination: a) Hard copy/printout,  
b) Diskette, c) Tape, d) Other, Cartridge  
Customized - user defined

**GEOGRAPHIC UNITS DISSEMINATED:**

Canada; Provinces

**OTHER STATISTICAL DATA PRODUCTS:**

Standard tabulation or data file -

**PUBLICATIONS (CATALOGUED):**

11-612; 89-508

1) Name: Health and Social Support, 1985  
Provincial Table Packages

**PUBLICATIONS (NON-CATALOGUED):**

"GSS Questionnaire Package"

"GSS Preliminary Data Release"

"GSS Working Paper Series"

Method(s) of dissemination: Hard copy/printout  
2) Name: Cost Recovery User Requested Custom  
Products

Method(s) of dissemination: a) Hard copy/printout,  
b) Diskette, c) Tape, d) Other, Cartridge

**REFERENCE DOCUMENTS:**

11-612 (no. 1)

"GSS Features and Status Report"

Customised tabulation or data file

Customised analytical studies

**MICRO DATA PRODUCTS:**

Standard - available on demand

Name: Health and Social Support 1985 (Public Use  
Micro Data File Documentation and User's  
Guide)

**SOURCES FOR CUSTOMISED PRODUCTS:**

Name: GSS Cycle 1 Masterfile

Number of variables: 622

Main variables:

CONTACT PERSON: *Ed Praught; (613) 951-9180; Senior Analyst;  
Housing, Family and Social Statistics Division*

**42-3890 General Social Survey - Cycle 2 (GSS-86)**

This quinquennial survey monitors changes in the social mobility and time use of Canadians and examines language knowledge and use, covering their educational, occupational, socio-economic and geographic characteristics.

**MAIN TOPICS:**

*Canadians: educational, occupational and geographic social mobility, by socio-economic characteristics*

*Canadians: social mobility, language knowledge and use*

*Canadians: time-use, by type of activities*

*Canadians: social mobility, by educational, occupational, and characteristics of parents*



**NOTES:**

Frequency: General Social Survey (GSS) is an annual survey with specific subjects (e.g. time use) recurring quinquennially.

**COLLECTION:****START DATE:**

1986

**REFERENCE PERIOD:**

Various (24 hours and greater)

**DATA COLLECTION METHOD(S):**

100% Telephone interview

**FREQUENCY:**

Quinquennial (See NOTES)

**TYPE OF SURVEY:**

Sample

**COLLECTION PERIOD:**

November and December 1986

**POPULATION:****TARGET UNIVERSE:**

All persons 15 years of age and older living in the ten provinces of Canada, excluding full-time residents of institutions

**POPULATION SIZE:**

19,897,562

**STATISTICAL UNITS:**

Individual

**CLASSIFICATION:****GEOGRAPHIC COVERAGE:**

Provinces

**SIC COVERAGE:**

SIC-E 1980 - All industries

**GEOGRAPHIC CODING - MICRO DATA:**

Postal codes; Other: 3 digit SGC codes - 1981

**DISSEMINATION:****RELEASE TIME:**

9 months after the reference period

"GSS Working Paper Series"

"Public Use Microdata File Documentation"

**GEOGRAPHIC UNITS DISSEMINATED:**

Canada; Provinces; Other: Linguistic contact region

**REFERENCE DOCUMENTS:**

"GSS Features and Status Report"

**PUBLICATIONS (CATALOGUED):**

11-612

**MICRO DATA PRODUCTS:**

Standard - available on demand

Name: Time Use Summary File - Social Mobility,

Language File - November 1986

Method(s) of dissemination: a) Hard copy/printout,

b) Diskette, c) Tape, d) Other, Cartridge

**PUBLICATIONS (NON-CATALOGUED):**

"GSS Questionnaire Package"

"GSS Preliminary Data Release"

**CONTACT PERSON:** Ghislaine Villeneuve; (613) 951-4995; Senior Analyst;  
Housing, Family and Social Statistics Division

---

**42-3891 General Social Survey - Cycle 3 (GSS-88)**

This quinquennial survey monitors changes in the level of personal risk, (i.e. the risk of accidents and criminal victimization) and examines the awareness of victim services and contact with and perceptions of the judicial system at the provincial level.

**MAIN TOPICS:**

*Crimes and criminal justice: statistical profiles, by accident and crime related characteristics, for Canada and provinces*

*Crimes and victimization: by victim-related characteristics, for Canada and provinces*

*Victims of crime: victim services, assistance, compensation and criminal justice, by type and public awareness*

*Police force, law enforcement and crime control: Canadians' attitude, perception and opinion*

*Accidents: by type, cause, injury suffered, compensations and other accident related characteristics*

*Accidents, crimes and personal risks: impact on Canadian lives and their property*

**NOTES:**

Frequency: General Social Survey (GSS) is an annual survey with specific subject areas (e.g. personal risk) recurring quinquennially.

**COLLECTION:****START DATE:**

1988

**REFERENCE PERIOD:**

Various (one week and greater)

**DATA COLLECTION METHOD(S):**

100% Telephone interview

**FREQUENCY:**

Quinquennial (See NOTES)

**TYPE OF SURVEY:**

Sample

**COLLECTION PERIOD:**

January and February 1988

**POPULATION:****TARGET UNIVERSE:**

All persons 15 years of age and older living in the ten provinces of Canada, excluding full-time residents of institutions

**POPULATION SIZE:**

20,194,000

**STATISTICAL UNITS:**

Individual

**CLASSIFICATION:****GEOGRAPHIC COVERAGE:**

Provinces

**SIC COVERAGE:**

SIC-E 1980 - All industries

**GEOGRAPHIC CODING - MICRO DATA:**

Postal codes

DISSEMINATION:**RELEASE TIME:**

9 months after the reference period

**GEOGRAPHIC UNITS DISSEMINATED:**

Canada; Provinces

**PUBLICATIONS (CATALOGUED):**

11-612 (no. 2); 11-612 (no. 3)

**PUBLICATIONS (NON-CATALOGUED):**

"GSS Questionnaire Package"

"GSS Preliminary Data Release"

"GSS Working Paper Series"

**REFERENCE DOCUMENTS:**

"GSS Features and Status Report"

11-612 (no. 2)

11-612 (no. 3)

**MICRO DATA PRODUCTS:**

Standard - available on demand

Name: Personal Risk - 1988 (Public Use Micro Data File Documentation and User's Guide)

Method(s) of dissemination: a) Hard copy/printout, b) Diskette, c) Tape, d) Other, Cartridge

Customized - user defined

**OTHER STATISTICAL DATA PRODUCTS:**

Standard tabulation or data file -

Name: Cost Recovery User Requested Custom Products

Method(s) of dissemination: a) Hard copy/printout, b) Diskette, c) Tape, d) Other, Cartridge

Customised tabulation or data file

Customised analytical studies

**SOURCES FOR CUSTOMISED PRODUCTS:**

Name: Master Data Files

Number of Variables: 810

Main variables: everything

CONTACT PERSON: *Ed Praught; (613) 951-9180; Senior Analyst;  
Housing, Family and Social Statistics Division*

**42-3892 General Social Survey - Cycle 4 (GSS-89)**

This quinquennial survey monitors patterns and trends in work and education, as related to the impact of automation technology, satisfaction with the socio-economic conditions, and government spending on various social issues in the provinces.

**MAIN TOPICS:**

*Persons 15 years and over: education and employment, profiles, trends and satisfaction*

*Computers and automation technology: activities, use and future impact on job creation, security and productivity*

*Government spending on social issues: public opinion, by type of social issue*

*Retirement: retirement plans and benefits, cost of living, and old age security programs, public opinion, satisfaction and future trends*

*Persons 15 years and over: employment activities, prior, during and after completion of education*

*Persons 15 years and over: educational profiles, by level, field of study, and demographic characteristics*

*Persons 15 years and over: economic and demographic profiles*

*Science and technology: public opinion, interest and economic impact, by related topic*

*Employment: employee role, work and career satisfaction as related to job security, level of education and retirement plans, data detail*

*Work: job satisfaction, by class of worker, employment status, work conditions and future prospects*

*Organizations: social, business and political associations, public participation, by type of organization*

*Socio-economic conditions: satisfaction with general life, by area of one's personal life*  
*Housing: dwellings and living conditions*

**NOTES:**

Frequency: General Social Survey (GSS) is an annual survey with specific subject areas (e.g. work and education) recurring quinquennially.

**COLLECTION:****START DATE:**

1989

**REFERENCE PERIOD:**

Various (one week and greater)

**DATA COLLECTION METHOD(S):**

100% Telephone interview

**FREQUENCY:**

Quinquennial (See NOTES)

**TYPE OF SURVEY:**

Sample

**COLLECTION PERIOD:**

January and February 1989

**POPULATION:****TARGET UNIVERSE:**

All persons 15 years of age and older living in the ten provinces of Canada, excluding full-time residents of institutions

**POPULATION SIZE:**

20,194,000

**STATISTICAL UNITS:**

Individual

**CLASSIFICATION:****GEOGRAPHIC COVERAGE:**

Provinces

**SIC COVERAGE:**

SIC-E 1980 - All industries

**GEOGRAPHIC CODING - MICRO DATA:**

Postal codes; 7 digit SGC codes - 1981

**DISSEMINATION:****RELEASE TIME:**

9 months after the reference period

**PUBLICATIONS (NON-CATALOGUED):**

"GSS Questionnaire Package"

"GSS Preliminary Data Release"

"GSS Working Paper Series"

**GEOGRAPHIC UNITS DISSEMINATED:**

Canada; Provinces

**REFERENCE DOCUMENTS:**

"GSS Features and Status Report"

**PUBLICATIONS (CATALOGUED):**

11-612



**MICRO DATA PRODUCTS:**

Standard - available on demand

Name: Education and Work 1989

Methods of Dissemination: a) Hard copy/printout,

b) Diskette, c) Tape

d) Other, Cartridge

**CONTACT PERSON:** Ghislaine Villeneuve; (613) 951-4995; Senior Analyst;  
Housing, Family and Social Statistics Division

**42-3893 General Social Survey - Cycle 5 (GSS-90)**

This quinquennial survey monitors the changes in Canadian family structures - marriages and common-law unions, children, household systems.

**MAIN TOPICS:***Social survey, general - cycle 5**Families, socio-economic and demographic statistics**Family type, composition and size by family background and relationship with parents and grandparents**Families, relationship with brothers and sisters**Children in families, birth histories, child care and their relationship**Fertility intentions and family size**Friends, socio-economic relations with**Domestic/household help, by type**Social support, services and professional counselling**Marriages and common-law unions, history and changes in**Common-law partnerships, history by demographics**Life style and satisfaction**Persons 15 years and over, socio-economic patterns**Households, support given and received**Health status of persons in family**Employment, income and job satisfaction***NOTES:**

Frequency: General Social Survey (GSS) is an annual survey with specific areas recurring quinquennially.

**COLLECTION:****START DATE:**

1990

**REFERENCE PERIOD:**

Various (during the past 12 months)

**DATA COLLECTION METHOD(S):**

100% Telephone interview

**FREQUENCY:**

Quinquennial (See NOTES)

**TYPE OF SURVEY:**

Sample

**COLLECTION PERIOD:**

From January to March 1990

**POPULATION:****TARGET UNIVERSE:**

All persons 15 years of age and older living in the ten provinces of Canada, excluding full-time residents of institutions

**POPULATION SIZE:**

20,270,000

**STATISTICAL UNITS:**

Individual

**CLASSIFICATION:****GEOGRAPHIC COVERAGE:**

Provinces

**SIC COVERAGE:**

SIC-E 1980 - All industries

**GEOGRAPHIC CODING - MICRO DATA:**

Postal codes

**DISSEMINATION:****RELEASE TIME:**

9 months after the reference period

**PUBLICATIONS (NON-CATALOGUED):**

"GSS Questionnaire Package"

"GSS Preliminary Data Release"

**GEOGRAPHIC UNITS DISSEMINATED:**

Canada; Provinces

**REFERENCE DOCUMENTS:**

"GSS Features and Status Report"

**CONTACT PERSON:** *Josephine Stanic; (613) 951-8644; Project Manager;  
Housing, Family and Social Statistics Division*

---

**43-3601 Quarterly Estimates of Population**

This program collects quarterly and monthly data on population estimates, the number of births, deaths and marriages, the number of immigrants and emigrants and the number of interprovincial migrants by region of origin and destination.

**MAIN TOPICS:**

*Population: quarterly estimates and statistical highlights of current demographic trends, for Canada, provinces and territories*

*Population estimates: by age, special age groups and sex, for Canada, provinces and territories*

*Births, by sex and deaths by age and sex, quarterly estimates, for Canada, provinces and territories*

*Immigrants and emigrants, quarterly estimates, by age and sex, for Canada, provinces and territories*

*Interprovincial migrants or migration, quarterly estimates, by region of origin and destination*

*Marriages and divorces, quarterly estimates, for Canada, provinces and territories*

**NOTES:**

Publications (Catalogued): The original publication was 91-001. It was first issued in October 1972. The last issue was for the reference period October-December 1986.

**COLLECTION:****START DATE:**

1951-07

**FREQUENCY:**

Quarterly

**REFERENCE PERIOD:**

January 1, April 1, July 1, October 1

**POPULATION:****TARGET UNIVERSE:**

Resident population of Canada as enumerated in the Census of Population (ID 41-3901)

**STATISTICAL UNITS:**

Individual; Family

**CLASSIFICATION:****GEOGRAPHIC COVERAGE:**

Canada

**DISSEMINATION:****RELEASE TIME:**

75 days after the reference day

**PUBLICATIONS (CATALOGUED):**

11-010; 91-002 (See NOTES)

**GEOGRAPHIC UNITS DISSEMINATED:**

Canada; Provinces; Territories

**OTHER PUBLICATIONS:**

"Bank of Canada Review"

**CANSIM MATRICES:**

1-6;397;5731;6516;6981;6982

**REFERENCE DOCUMENTS:**

91-528E

**OTHER STATISTICAL DATA PRODUCTS:**

Standard tabulation or data file -

1) Name: Interprovincial Migration by Origin and Destination

Method(s) of dissemination: a) Hard copy/printout, b) Diskette, c) Tape

2) Name: Immigrants by Country of Last Permanent Residence

Method(s) of dissemination: a) Hard copy/printout, b) Diskette, c) Tape

3) Name: Immigrants by Occupation

Method(s) of dissemination: a) Hard copy/printout, b) Diskette, c) Tape

**CONTACT PERSON:** *Lise Champagne; (613) 951-2320; Request Officer, Population Estimates Section; Demography Division*

### 43-3602 Projections of Population, Households and Families for Canada and the Provinces

This program, developed and published after each new Census of Population (ID 41-3901), collects data on projections of population, households and families for Canada, the provinces and territories.

**MAIN TOPICS:***Population projections: by age and sex for Canada, provinces and territories**Households, projections: by type of household, by age and sex of household maintainer, households by size, for Canada, provinces and territories**Families, projections: by type of family, by age, sex and marital status of head, families by type, for Canada, provinces and territories**Lone-parent families, estimated number and projection: by age and sex of head, for Canada, provinces and territories***COLLECTION:****START DATE:**

1969

**FREQUENCY:**

Quinquennial

**REFERENCE PERIOD:**

Census year, June 1st week to May last week

**POPULATION:****TARGET UNIVERSE:**

Resident population of Canada as enumerated by the Census of Population (ID 41-3901)

**STATISTICAL UNITS:**

Individual; Family; Household

**CLASSIFICATION:****GEOGRAPHIC COVERAGE:**

Canada



DISSEMINATION:**RELEASE TIME:**

25-year population projections are released about 2 years and 3 months after the date of the Census of Population (ID 41-3901)

**GEOGRAPHIC UNITS DISSEMINATED:**

Canada; Provinces; Territories; On request

**CANSIM MATRICES:**

6900-6912

**PUBLICATIONS (CATALOGUED):**

91-520; 91-522

**OTHER STATISTICAL DATA PRODUCTS:**

Standard tabulation or data file -

Name: Projections Breakdown by Single Years of Age

Method(s) of dissemination: a) Hard copy/printout, b) Diskette, c) Tape

Customised simulations, forecasts, etc.

CONTACT PERSON: *M.B. Ismaily; (613) 951-0695; Research Analyst, Population Projections Section; Demography Division*

**43-3603 Estimates of Total Population, for Canada, the Provinces and the Territories**

This program provides annual estimates of total population for Canada, provinces and territories.

**MAIN TOPICS:**

*Population (total) and demographic profiles, annual estimates, for Canada, provinces and territories*

*Population (total), postcensal annual estimates, by age, sex and by special age groups and median age (years), for Canada, provinces and territories*

*Births, annual estimates, by sex, for Canada, provinces and territories*

*Deaths, annual estimates, by age and sex, for Canada, provinces and territories*

*Interprovincial migration, annual estimates of net migrants, by age and sex, for provinces and territories*

*Interprovincial migration, in-migrants, annual estimates, by age, sex and province or territory of destination*

*Interprovincial migration, out-migrants, annual estimates, by age, sex and province or territory of origin*

*Immigrants, annual estimates, by age and sex, for Canada, provinces and territories of destination*

*Emigrants, annual estimates, by age and sex, for Canada, provinces and territories of origin*

*Population, estimated population growth, by population components or elements, Canada*

*Population, annual population growth rate: for Canada, provinces and territories*

COLLECTION:**START DATE:**

1867

**FREQUENCY:**

Annual

**REFERENCE PERIOD:**

June 1

POPULATION:**TARGET UNIVERSE:**

Resident population of Canada as enumerated in the Census of Population

**STATISTICAL UNITS:**

Individual; Family

CLASSIFICATION:**GEOGRAPHIC COVERAGE:**

Canada

DISSEMINATION:**RELEASE TIME:**

75 days after the reference day

**OTHER PUBLICATIONS:**

"Bank of Canada Review"

"Current Demographic Analysis: Report on the Demographic Situation in Canada", "The Market Research Handbook"

**GEOGRAPHIC UNITS DISSEMINATED:**

Canada; Provinces; Territories

**CANSIM MATRICES:**

60;6507-6512;6514;6515

**REFERENCE DOCUMENTS:**

91-528E

**PUBLICATIONS (CATALOGUED):**

11-008; 11-010; 91-210

CONTACT PERSON: *Lise Champagne; (613) 951-2320; Request Officer, Population Estimates Section; Demography Division*

### 43-3604 Estimates of Population by Age and Sex for Canada, the Provinces and the Territories

This annual program updates the last Census of Population (ID 41-3901), providing a reliable profile by age and sex of the Canadian population. It also contains data by age and sex on the various components of population growth.

**MAIN TOPICS:**

*Population: intercensal and postcensal annual estimates, by age and sex, for Canada, provinces and territories*

*Births, annual estimates: by sex, for Canada, provinces and territories*

*Deaths, annual estimates: by age and sex, for Canada, provinces and territories*

*Immigrants, annual estimates: by age and sex, for Canada, provinces and territories of destination*

*Emigrants, annual estimates: by age and sex, for Canada, provinces and territories, of origin*

*Net migrants, annual estimates: by age and sex, for Canada, provinces and territories*

*Interprovincial migration, in-migrants, annual estimates: by age, sex and province and territory of destination*

*Interprovincial migration, out-migrants, annual estimates: by age, sex and province and territory of origin*

*Population growth and population growth rates, annual estimates: by age and sex, for Canada, provinces and territories*

*Population, estimated sex ratios: by age group for Canada, provinces and territories*

*Population, estimated percentage distribution: by age group and sex, for Canada, provinces and territories*

*Population, estimated age structure, for Canada, provinces and territories*

**NOTES:**

Publications (Catalogued): Publication 91-210 contains postcensal estimates while publication 91-518 contains intercensal estimates.

COLLECTION:

**START DATE:**

1921

**FREQUENCY:**

Annual

**REFERENCE PERIOD:**

June 1

POPULATION:

**TARGET UNIVERSE:**

Resident population of Canada as enumerated in the Census of Population (ID 41-3901)

**STATISTICAL UNITS:**

Individual; Family

CLASSIFICATION:

**GEOGRAPHIC COVERAGE:**

Canada

DISSEMINATION:

**RELEASE TIME:**

120 days after the reference day

**REFERENCE DOCUMENTS:**

91-528E

**GEOGRAPHIC UNITS DISSEMINATED:**

Canada; Provinces; Territories

**OTHER STATISTICAL DATA PRODUCTS:**

Standard tabulation or data file -

1) Name: Interprovincial Migration by Age and Sex and by Origin and Destination

Method(s) of dissemination: a) Hard copy/printout, b) Diskette, c) Tape

2) Name: Population at January 1, April 1, July 1 and October 1, by Sex and Age

Method(s) of dissemination: a) Hard copy/printout, b) Diskette, c) Tape

**CANSIM MATRICES:**

6404-6456;6472-6484

**PUBLICATIONS (CATALOGUED):**

91-210; 91-518 (See NOTES)

**OTHER PUBLICATIONS:**

"Market Research Handbook"

CONTACT PERSON: *Lise Champagne; (613) 951-2320; Request Officer, Population Estimates Section; Demography Division*

---

### 43-3605 Estimates of Population by Marital Status, Age and Sex for Canada, the Provinces and the Territories

This annual program provides estimates of population by marital status, single year of age, 5-year age groups and sex, for Canada, provinces and territories.

**MAIN TOPICS:**

*Population, intercensal and postcensal annual estimates and demographic profiles: by age, sex and marital status, for Canada, provinces and territories*

*Births, annual estimates: by sex, for Canada, provinces and territories*

*Deaths, annual estimates: by age, sex and marital status, for Canada, provinces and territories*

*Immigrants, annual estimates: by age, sex and marital status, for Canada and provinces and territories of destination*

*Emigrants, annual estimates: by age, sex and marital status, for Canada and provinces and territories of origin*

*Interprovincial migration, in-migrants, annual estimates: by age, sex and marital status and provinces and territories of destination*

*Interprovincial migration, out-migrants, annual estimates: by age, sex and marital status and provinces and territories of origin*

*Net Interprovincial migrants, annual estimates: by age, sex and marital status, by province and territory*

*Newly marrieds, by previous marital status, annual estimates: for Canada*

*Newly divorced, annual estimates: by age and sex, for Canada*

*Newly widowed, annual estimates: by age and sex, for Canada*

*Population estimated percentage distribution: by age, sex and marital status, for Canada*

*Population sex ratios estimates by age group and marital status, for Canada*

**NOTES:**

- 1) Start Date: From 1951 to 1970 broad age groups were covered. From 1971 to date it has been single year of age and 5-year age groups.
- 2) Publications (Catalogued): Publication 91-210 contains postcensal estimates and publication 91-519 contains intercensal estimates.

COLLECTION:

**START DATE:**

1951 (See NOTES)

**FREQUENCY:**

Annual

**REFERENCE PERIOD:**

June 1

POPULATION:

**TARGET UNIVERSE:**

Resident population of Canada as enumerated in the Census of Population (ID 41-3901)

**STATISTICAL UNITS:**

Individual; Family

CLASSIFICATION:

**GEOGRAPHIC COVERAGE:**

Canada



DISSEMINATION:**RELEASE TIME:**

140 days after the reference day

**GEOGRAPHIC UNITS DISSEMINATED:**

Canada; Provinces; Territories

**CANSIM MATRICES:**

6457-6469

**PUBLICATIONS (CATALOGUED):**

91-210; 91-519 (See NOTES)

**REFERENCE DOCUMENTS:**

91-528E

**OTHER STATISTICAL DATA PRODUCTS:**

Standard tabulation or data file -

1) Name: Components of Population Growth by Marital Status, Age and Sex: Deaths, Immigrants, Emigrants, Interprovincial In-Out and Net Migration

Method(s) of dissemination: a) Hard copy/printout, b) Diskette, c) Tape

2) Name: Annual Number of Newly Married, Divorced and Widowed Persons by Age and Sex for year ending May 31, for all provinces and territories

Method(s) of dissemination: a) Hard copy/printout, b) Diskette, c) Tape

CONTACT PERSON: *Lise Champagne; (613) 951-2320; Request Officer, Population Estimates Section; Demography Division*

**43-3606 Estimates of Families for Canada, the Provinces and the Territories**

This annual program provides estimates of families (husband-wife, lone-parent, with children at home, with female head, etc.), for Canada and the provinces.

**MAIN TOPICS:**

*Census families, number and growth: postcensal and intercensal annual estimates: for year ending May 31, by family characteristics, for Canada, provinces and territories*

*Census families, annual estimates: by family structure and age group of children*

*Census families, annual estimates: by family size and structure, for Canada, provinces and territories*

*Husband-wife families, annual estimates: by age of husband and family size, for Canada, provinces and territories*

*Husband-wife families, annual estimates: by age of wife and family size, for Canada, provinces and territories*

*Husband-wife families, annual estimates: cross tabulated by age group of husband, age group of wife, for Canada, provinces and territories*

*Lone-parent families, annual estimates: by family size, sex and age group of parent, for Canada, provinces and territories*

*Lone-parent families, annual estimates: by persons in families, and average family size, by sex of parent, for Canada, provinces and territories*

*Census families, by components of growth, for year ending May 31, for Canada, provinces and territories*

*New marriages, newly married, annual estimates: for Canada, provinces and territories*

*New divorces, newly divorced, annual estimates: for Canada, provinces and territories*

*Deaths of spouses, annual estimates: for Canada, provinces and territories*

*Deaths of divorced persons, annual estimates: for Canada, provinces and territories*

*Deaths of widowed persons, annual estimates: for Canada, provinces and territories*

*Common-law-unions, annual estimates: for Canada, provinces and territories*

*Immigrant families, annual estimates: for Canada, provinces and territories*

*Emigrant families, annual estimates: for Canada, provinces and territories*  
*Interprovincial migration, in-migrants, out-migrants, and net migration, annual estimates: for Canada, provinces and territories*

**COLLECTION:**

**START DATE:**  
1947

**FREQUENCY:**  
Annual

**REFERENCE PERIOD:**  
June 1

**POPULATION:**

**TARGET UNIVERSE:**  
Resident population of Canada as enumerated in the Census of Population (ID 41-3901)

**STATISTICAL UNITS:**  
Individual; Family

**CLASSIFICATION:**

**GEOGRAPHIC COVERAGE:**  
Canada

**DISSEMINATION:**

**RELEASE TIME:**  
120 days after the reference day

**PUBLICATIONS (CATALOGUED):**  
91-204; 91-529

**GEOGRAPHIC UNITS DISSEMINATED:**  
Canada; Provinces; Territories

**REFERENCE DOCUMENTS:**  
91-528E

**CANSIM MATRICES:**  
6513

**CONTACT PERSON:** *Lise Champagne; (613) 951-2320; Request Officer, Population Estimates Section; Demography Division*

**43-3607 Estimates of Population, for Census Divisions and Census Metropolitan Areas - Regression Method**

This annual program provides postcensal population estimates for census divisions (CDs), census metropolitan areas (CMAs) using the regression-nested method.

**MAIN TOPICS:**

*Population, census and postcensal annual estimate for Canada, Census Divisions (CDs), and Census Metropolitan Areas (CMAs), by regression method*

**COLLECTION:****START DATE:**

1982

**FREQUENCY:**

Annual

**REFERENCE PERIOD:**

June 1

**POPULATION:****TARGET UNIVERSE:**

Resident population of Canada as enumerated in the Census of Population (ID 41-3901)

**STATISTICAL UNITS:**

Individual; Family

**CLASSIFICATION:****GEOGRAPHIC COVERAGE:**

Canada

**DISSEMINATION:****RELEASE TIME:**

120 days after the reference day

**OTHER STATISTICAL DATA PRODUCTS:**

Standard tabulation or data file -

**GEOGRAPHIC UNITS DISSEMINATED:**

Canada; Census divisions; Census metropolitan areas

1) Name: Number of Children Aged 0-14 Receiving Family Allowances by CDs and CMAs

Method(s) of dissemination: a) Hard copy/printout, b) Diskette, c) Tape

2) Name: Data for Specified Geographical Areas such as Employment Centres, Economic Regions and Urban Centres

Method(s) of dissemination: a) Hard copy/printout, b) Diskette, c) Tape

3) Name: Covered Population in Saskatchewan

Method(s) of dissemination: a) Hard copy/printout, b) Tape

4) Name: Estimates of Population for Revenue Canada District Offices by Specified Age Categories (8) and Sex

Method(s) of dissemination: a) Hard copy/printout, b) Diskette, c) Tape

**CANSIM MATRICES:**

6485;6495

**PUBLICATIONS (CATALOGUED):**

91-211

**OTHER PUBLICATIONS:**

"Market Research Handbook" (for census metropolitan areas (CMA) only)

**REFERENCE DOCUMENTS:**

91-528E

5) Name: Population by 5-year Age Groups and Sex  
for CDs and CMAs

Method(s) of dissemination: a) Hard copy/printout,  
b) Diskette, c) Tape

CONTACT PERSON: *Lise Champagne; (613) 951-2320; Request Officer, Population Estimates Section;  
Demography Division*

---

### 43-3608 Estimates of Population, for Census Divisions and Census Metropolitan Areas - Component Method

This annual program provides postcensal estimates of population for census divisions (CDs) and census metropolitan areas (CMAs) using the component method.

**MAIN TOPICS:**

*Population, postcensal or intercensal annual estimates: for year ending May 31, for Canada, Census Divisions (CDs) and Census Metropolitan Areas (CMAs), by province or territory, using the component method*

*Population growth for Canada, Census Divisions (CDs) and Census Metropolitan Areas (CMAs), by province or territory, and components of demographic change*

*Births, annual estimates, for Census Divisions (CDs) and Census Metropolitan Areas (CMAs), by province or territory*

*Deaths, annual estimates, for Canada, Census Divisions (CDs) and Census Metropolitan Areas (CMAs), by province or territory*

*Immigrants, annual estimates, for Canada, Census Divisions (CDs) and Census Metropolitan Areas (CMAs), by CD and CMA destination*

*Emigrants, annual estimates, for Canada, Census Divisions (CDs) and Census Metropolitan Areas (CMAs), by CD and CMA origin*

*Interprovincial migration: in-migrants and out-migrants, annual estimates for Census Divisions (CDs) and Census Metropolitan Areas (CMAs)*

*Intraprovincial migration: in-migrants and out-migrants, annual estimates for Census Divisions (CDs) and Census Metropolitan Areas (CMAs)*

**NOTES:**

Publications (Catalogued): Publication 91-212 contains postcensal estimates and publication 91-521 contains intercensal estimates.

COLLECTION:

**START DATE:**

1966

**FREQUENCY:**

Annual

**REFERENCE PERIOD:**

June 1



POPULATION:**TARGET UNIVERSE:**

Resident population of Canada as enumerated in the Census of Population (ID 41-3901)

**STATISTICAL UNITS:**

Individual; Family

CLASSIFICATION:**GEOGRAPHIC COVERAGE:**

Canada

DISSEMINATION:**RELEASE TIME:**

20 months after the reference day

**GEOGRAPHIC UNITS DISSEMINATED:**

Canada; Census divisions; Census metropolitan areas

**CANSIM MATRICES:**

6486-6494;6496-6506

**PUBLICATIONS (CATALOGUED):**

91-212; 91-521 (See NOTES)

**OTHER PUBLICATIONS:**

"Market Research Handbook" (for CMAs only)

**REFERENCE DOCUMENTS:**

91-528E

**OTHER STATISTICAL DATA PRODUCTS:**

Standard tabulation or data file -

1) Name: Number of Children Aged 0-14 Receiving Family Allowances by CDs and CMAs

Method(s) of dissemination: a) Hard copy/printout, b) Diskette, c) Tape, d) Other

2) Name: Estimates for Specified Geographical Areas such as Employment Centres, Economic Regions and Urban Centres

Method(s) of dissemination: a) Hard copy/printout, b) Diskette, c) Tape

3) Name: Covered Population in Saskatchewan

Method(s) of dissemination: a) Hard copy/printout, b) Tape

4) Name: Estimates of Revenue Canada District Offices by Specified Age Categories (8) and Sex

Method(s) of dissemination: a) Hard copy/printout, b) Diskette, c) Tape

5) Name: Estimates of Population for CDs and CMAs by 5-year Age Group and Sex

Method(s) of dissemination: a) Hard copy/printout, b) Diskette, c) Tape

CONTACT PERSON: *Lise Champagne; (613) 951-2320; Request Officer, Population Estimates Section; Demography Division*

---



**51-3201 Vital Statistics**

This administrative survey collects information from provincial and territorial offices of vital statistics on the number of births, stillbirths, marriages and deaths in Canada.

**MAIN TOPICS:**

*Vital statistics*

*Death and death rates, by cause, International Classification of Diseases (ICD-9) categories*

*Births and stillbirths, and birth rates*

*Marriages and divorces*

*Life expectancy at birth, by sex*

*Life table, by sex, by province*

*Age-specific fertility rates*

*Age-specific marital fertility rates*

*Live births, by marital status and age of mother, and birth order*

*Stillbirths of 28 weeks and over gestation*

*Multiple births including stillbirths*

*Comparative vital statistics data for selected countries*

*Marriages and divorces, by demographic characteristics of bride and bridegroom*

*Child custody and dependent children of divorced parents*

*Alleged grounds for divorce, by type of offence and reason for marital breakdown*

*Comparative marriage and divorce rates for selected countries*

*Infant and perinatal mortality*

*Neonatal mortality*

*Post-neonatal mortality*

*Maternal deaths due to delivery and complications of pregnancy*

**NOTES:**

Publications (Non-Catalogued): Until the 1986 data year, thereafter standard tables.

**COLLECTION:****START DATE:**

1921

**REFERENCE PERIOD:**

Calendar year

**DATA COLLECTION METHOD(S):**

100% Extraction from administrative files

**FREQUENCY:**

Continuous

**TYPE OF SURVEY:**

Census

**COLLECTION PERIOD:**

From January to December

**POPULATION:****TARGET UNIVERSE:**

All individuals who were born, stillborn, married or who died during the calendar year

**STATISTICAL UNITS:**

Individual

CLASSIFICATION:**GEOGRAPHIC COVERAGE:**

Canada

**GEOGRAPHIC CODING - MICRO DATA:**

7 digit SGC codes - 1986

DISSEMINATION:**RELEASE TIME:**

1 year after the reference calendar year

**MICRO DATA PRODUCTS:**

Customised - user defined

**GEOGRAPHIC UNITS DISSEMINATED:**

Canada; Provinces; Territories; Subprovincial regions; Census divisions; Census subdivisions; Census metropolitan areas; Census agglomerations

**OTHER STATISTICAL DATA PRODUCTS:**

Standard tabulation or data file -

Name: Vital Statistics: Births, Deaths and Marriages

Method(s) of dissemination: a) Hard copy/printout,

b) Diskette, c) Tape

Customised tabulation or data file

**CANSIM MATRICES:**

4;5;6

**SOURCES FOR CUSTOMISED PRODUCTS:**

Name: Vital Statistics: Births, Deaths, Marriages and Stillbirths

Number of variables: 50

Main variables: Demographic characteristics - age, sex, marital status, normal place of residence, rural/urban distribution, etc., For births - birth weight, birth order, period of gestation, etc., For deaths - detailed causes of death

**CANSIM CROSS-CLASSIFIED:**

10101;10102;10201;10202;10301;10302;10303;10401;10501;20101;20102;20103;20104;20201;20301;20302;20401;20402;20501;40101;40102;40201;40202;05130110

**PUBLICATIONS (CATALOGUED):**

82-003; 82-003S

**PUBLICATIONS (NON-CATALOGUED):**

Standard Tables: 41-030 to 41-033, 41-044 (SEE NOTES)

CONTACT PERSON: *Nelson Nault; (613) 951-1746; Information Request Manager; Canadian Centre for Health Information***51-3202 Vital Statistics - Divorce**

This annual program collects divorce data and generates numbers and rates, for Canada.

**MAIN TOPICS:***Numbers and rates of divorces, Canada and provinces**Age-specific divorce rates for Canada and provinces**Alleged grounds for divorce, by type of offence and reason for marital breakdown*



*Dependent children and child custody  
Comparative divorce rates for selected countries*

**NOTES:**

- 1) Publications (Catalogued): 82-003 for data year 1987 and onward, 84-205 until data year 1985. Standard tables number 15 thereafter.
- 2) General Note: Additional form introduced in 1986 following the coming into force of the Divorce Act, 1985.

**COLLECTION:****START DATE:**

1969

**REFERENCE PERIOD:**

Calendar year

**DATA COLLECTION METHOD(S):**

100% Extraction from Justice department administrative files

**FREQUENCY:**

Annual

**TYPE OF SURVEY:**

Census

**COLLECTION PERIOD:**

From January to December

**POPULATION:****TARGET UNIVERSE:**

All individuals obtaining a divorce in the calendar year in Canada

**STATISTICAL UNITS:**

Individual

**CLASSIFICATION:****GEOGRAPHIC COVERAGE:**

Canada

**GEOGRAPHIC CODING - MICRO DATA:**

Province of divorce

**DISSEMINATION:****RELEASE TIME:**

1 year after the reference calendar year

**PUBLICATIONS (CATALOGUED):**

82-003; 84-205; 84-536 (See NOTES)

**GEOGRAPHIC UNITS DISSEMINATED:**

Canada; Provinces; Territories

**OTHER STATISTICAL DATA PRODUCTS:**

Customised tabulation or data file

**CANSIM CROSS-CLASSIFIED:**

000301;000302;000303;000304;000305;000306

**CONTACT PERSON:** Louise Lapierre; (613) 951-1634; Analyst;  
Canadian Centre for Health Information

### 51-3203 Hospital Morbidity

This annual survey collects data on the hospital experience of the Canadian population in terms of diseases and surgical procedures.

**MAIN TOPICS:**

*Hospital morbidity statistics*

*Hospitalization, by cause, International Classification of Diseases (ICD-9) codes*

*Hospital total separations, and separations involving surgical, diagnostic and therapeutic procedures, and E-codes*

*Days of hospital care and average length of stay*

*Hospital separations and average days per separation, by ICD-9 codes and, by the Canadian Diagnostic List (CDL)*

*Hospital separations and average days per separation for operations and treatments, by Canadian Classification of Procedures (CCP) and the corresponding Canadian Procedure Short List (CPSL)*

*Hospital utilization, trends in major indicators*

*Leading causes of hospitalization, by ICD-9 chapter, by separations, by days of care*

COLLECTION:

**START DATE:**

1960

**REFERENCE PERIOD:**

Fiscal year

**DATA COLLECTION METHOD(S):**

100% Extraction from administrative files

**FREQUENCY:**

Annual

**TYPE OF SURVEY:**

Census

**COLLECTION PERIOD:**

From April 1 to March 31

POPULATION:

**TARGET UNIVERSE:**

All hospitalizations occurring in the provinces

**STATISTICAL UNITS:**

Hospital patient

**POPULATION SIZE:**

4,000,000

CLASSIFICATION:

**GEOGRAPHIC COVERAGE:**

Provinces

**OTHER COVERAGE:**

International Classification of Diseases (ICD)-9;  
CCP

**GEOGRAPHIC CODING - MICRO DATA:**

Postal code

DISSEMINATION:

**RELEASE TIME:**

1 1/2 years after the reference fiscal year

**GEOGRAPHIC UNITS DISSEMINATED:**

Provinces

**CANSIM MATRICES:**

6;1001

**PUBLICATIONS (NON-CATALOGUED):**

"Hospital Morbidity"

"Surgical Procedures"

E-Codes (Hospitalizations as a result of accidents)

**OTHER STATISTICAL DATA PRODUCTS:**

Standard tabulation or data file -

Name: Shelf Tables

Method(s) of dissemination: a) Hard copy/printout,  
b) Diskette, c) Tape

**CONTACT PERSON:** *Rose-Marie Laflamme; (613) 951-8552; Manager, Information Production;  
Canadian Centre for Health Information*

**51-3204 Mental Health**

This annual survey collects information on persons being treated for psychiatric disorders on an inpatient basis in mental and psychiatric hospitals and general hospitals in Canada.

**MAIN TOPICS:***General hospitals, persons treated for psychiatric disorders**Psychiatric hospitals, patient data**Public mental health hospitals, patient**Mental health and hospital care, by medical and socio-demographic characteristics: data of admission/separation, diagnosis, age, sex, region of patient's residence.***COLLECTION:****START DATE:**

1931

**REFERENCE PERIOD:**

Fiscal year

**DATA COLLECTION METHOD(S):**

100% Extraction from administrative files

**FREQUENCY:**

Annual

**TYPE OF SURVEY:**

Census

**POPULATION:****TARGET UNIVERSE:**

All cases of in-patients being hospitalized in mental hospitals or general hospitals for psychiatric disorders

**POPULATION SIZE:**

200,000

**STATISTICAL UNITS:**

Hospital patient

**CLASSIFICATION:****GEOGRAPHIC COVERAGE:**

Provinces

**OTHER COVERAGE:**

International Classification of Diseases (ICD9)

DISSEMINATION:**RELEASE TIME:**

1 year after the reference fiscal year

**REFERENCE DOCUMENTS:**

83-204

**GEOGRAPHIC UNITS DISSEMINATED:**

Canada; Provinces

**OTHER STATISTICAL DATA PRODUCTS:**

Standard tabulation or data file -

Name: Shelf Tables

**PUBLICATIONS (NON-CATALOGUED):**

Selected tables

Method(s) of dissemination: a) Hard copy/printout,

b) Diskette, c) Tape

CONTACT PERSON: Rodney Riley; (613) 951-1641; Senior Analyst, Health Care Section;  
Canadian Centre for Health Information

**51-3205 Tuberculosis Statistics**

This annual survey collects diagnostic and demographic information on persons with tuberculosis in Canada. Tuberculosis remains a major health problem among immigrants from countries of high prevalence and Aboriginal Canadians.

**MAIN TOPICS:***Tuberculosis statistics, by diagnosis, by method of determination of bacillary status**Tuberculosis, cases, by demographic characteristics**New active and reactivated cases of tuberculosis and rate per 100,000 population**New active and reactivated cases of tuberculosis reported in immigrants, by place of birth, year of immigration and province of residence**Deaths from all forms of tuberculosis and rate per 100,000 population**Tuberculosis data, by high risk group (Aboriginal Canadians, the foreign-born).*COLLECTION:**START DATE:**

1937-01

**REFERENCE PERIOD:**

Calendar year

**DATA COLLECTION METHOD(S):**

100% Extraction from administrative files

**FREQUENCY:**

Continuous

**TYPE OF SURVEY:**

Census

**COLLECTION PERIOD:**

From January 1 to December 31



POPULATION:**TARGET UNIVERSE:**

All individuals in Canada with new or reactivated tuberculosis

**STATISTICAL UNITS:**

Individual (registered with new or reactivated tuberculosis)

**POPULATION SIZE:**

1,957

CLASSIFICATION:**GEOGRAPHIC COVERAGE:**

Canada

**OTHER COVERAGE:**

International Classification of Diseases (ICD)-9 code 010-018, and 137

**GEOGRAPHIC CODING - MICRO DATA:**

4 digit SGC codes - 1986; Country of birth; Province; Census division

DISSEMINATION:**RELEASE TIME:**

8 to 10 months after the reference calendar year

**MICRO DATA PRODUCTS:**

Customised - user defined

**GEOGRAPHIC UNITS DISSEMINATED:**

Canada; Provinces; Territories; Other: Country of birth

**OTHER STATISTICAL DATA PRODUCTS:**

Standard tabulation or data file -

Name: Tuberculosis Statistics

Method(s) of dissemination: a) Hard copy/printout,

b) Diskette, c) Tape

Customised tabulation or data file

**PUBLICATIONS (CATALOGUED):**

82-212

**SOURCES FOR CUSTOMISED PRODUCTS:**

Name: Tuberculosis Statistics

Number of variables: 12

Main variables: Socio-demographic status, Residence, Birthplace, Detailed diagnosis, Bacillary status, Past treatment

**PUBLICATIONS (NON-CATALOGUED):**

"Tuberculosis Statistics Supplementary Report"

**REFERENCE DOCUMENTS:**

82-212

CONTACT PERSON: Nelson Nault; (613) 951-1746; Head, Information Requests;  
Canadian Centre for Health Information

---

**51-3206 Notifiable Diseases**

This monthly survey collects information on 40 designated communicable diseases reported by epidemiologists for the provinces and territories.

**MAIN TOPICS:**

*Communicable diseases, cases, by sex, age group, by type of disease, by international Classification of Diseases (ICD-9), by province and territory*

*Infectious and notifiable diseases, bacterial, viral and parasitic cases, by sex, age group, by province or territory*

*Infectious diseases, viral, bacterial and parasitic cases, by sex, age group, by province and territory*

*AIDS, cases, by sex, age group, by province or territory*

*Chicken pox, measles, rubella, mumps, cases, by sex, age group, by province and territory*

*Meningitis or poliomyelitis, cases, by sex, age group, by province or territory*

*Gonococcal infections or syphilis, cases, by sex, age group, by province or territory*

*Tuberculosis, cases, by sex, age group, by province or territory*

**NOTES:**

Information may be obtained from Dave Rylett, (613) 957-1778 or Eleanor Paulson, (613) 957-1788 of the Bureau of Communicable Disease Epidemiology, Health and Welfare Canada. Data can also be obtained from Statistics Canada's CANSIM system, either directly or through the contacts named below.

**COLLECTION:****START DATE:**

1924

**FREQUENCY:**

Monthly

**REFERENCE PERIOD:**

Month; Calendar year to date

**POPULATION:****TARGET UNIVERSE:**

All individuals with diagnosed and reputed diseases designated as communicable

**STATISTICAL UNITS:**

Individual with communicable disease

**CLASSIFICATION:****GEOGRAPHIC COVERAGE:**

Canada

**DISSEMINATION:****RELEASE TIME:**

3 weeks after the reference month

**CANSIM CROSS-CLASSIFIED:**

00050101;00050102;00050103;00050201

**GEOGRAPHIC UNITS DISSEMINATED:**

Canada; Provinces; Territories

**OTHER PUBLICATIONS:**

"Canadian Diseases Weekly Report" - Health and Welfare Canada

**CONTACT PERSON:** Nelson Nault; (613) 951-1746; Information Request Manager;  
Canadian Centre for Health Information

## 51-3207 National Cancer Incidence Reporting System

This system provides annual information on the incidence of cancer by population characteristics and geographic region.

### MAIN TOPICS:

*Entity: persons diagnosed with cancer*

*Event: new primary site of cancer*

*Data disaggregation: demographic, medical, geographic, personal identifiers*

### NOTES:

- 1) Other Unpublished Data Products: Name: Cancer Incidence: Table A - New Primary Sites of Cancer by ICD-9 Code, ICD-0 Morphology Code, Province of Residence and Sex (Table B - substitutes age group for province of residence), Method(s) of dissemination: Hard copy/printout, Name: Summary Data File: counts of new primary sites of cancer by 3 digit ICD code by province, sex, year of diagnosis and five year age group are available, together with corresponding population data from 1970-1984, Method(s) of
- 2) Publications (Catalogued): Occasional articles found in quarterly publication 82-003
- 3) Publications (Non-catalogued): Standard table 41018, "Cancer in Canada", replaces 82-207.

### COLLECTION:

#### START DATE:

1969-01

#### REFERENCE PERIOD:

Calendar year

#### DATA COLLECTION METHOD(S):

100% Extraction from administrative files

#### FREQUENCY:

Annual

#### TYPE OF SURVEY:

Census

#### COLLECTION PERIOD:

Continuous at provincial level, data are reported annually to Statistics Canada as they are available

### POPULATION:

#### TARGET UNIVERSE:

All individuals diagnosed as having cancer

#### STATISTICAL UNITS:

Individual with cancer and registered on the provincial cancer registry

#### POPULATION SIZE:

115,000

### CLASSIFICATION:

#### GEOGRAPHIC COVERAGE:

Canada

#### OTHER COVERAGE:

International Classification of Diseases (ICD)-9 140-208; ICD-0 (Site and Morphology)

#### GEOGRAPHIC CODING - MICRO DATA:

Postal codes; 7 digit SGC codes - 1986

DISSEMINATION:**RELEASE TIME:**

3 to 5 years after the reference calendar year

**GEOGRAPHIC UNITS DISSEMINATED:**

Canada; Provinces; Territories; Census Divisions

**CANSIM CROSS-CLASSIFIED:**

00050301;00050303;00050304;00050401;00050402;  
00050501

**PUBLICATIONS (CATALOGUED):**

82-003 (SEE NOTES)

**PUBLICATIONS (NON-CATALOGUED):**

"Estimating Current Year Cancer Incidence and Mortality in Canada: An Evaluation of Data Sources and Methodology" - Dolson, D.D., Gaudette, L.A.

Data Quality Assessment for the National Cancer Incidence Reporting

"Data Quality Assessment for the National Cancer Incidence Reporting System, Canada and provinces, 1970-1984" - Langlet E.R, Gaudette, L.A.

"Cancer Record - a newsletter for Cancer Registries in Canada" - Dale D., Badger, D., Gaudette L.A. (Eds). (biannual)

"Cancer in Canada" Standard Table 41018

SEE NOTES

**OTHER PUBLICATIONS:**

"Canadian Cancer Statistics" - National Cancer Institute of Canada

CONTACT PERSON: *Nelson Nault; (613) 951-1746; Information Request Manager; Canadian Centre for Health Information*

**REFERENCE DOCUMENTS:**

82-207

**MICRO DATA PRODUCTS:**

Customised - user defined

**OTHER STATISTICAL DATA PRODUCTS:**

Standard tabulation or data file -

1) Name: New Primary Cancer by Census Division of Residence

Method(s) of dissemination: Hard copy/printout

2) Name: Cancer Incidence: New Primary Sites of Cancer by ICD-9 code, ICD-0 Morphology Code and sex (Table A also by province, Table B also by age group)

Methods of dissemination: Hard copy/printout

Customized tabulation or data file

SEE NOTES

**SOURCES FOR CUSTOMISED PRODUCTS:**

Name: Summary Data File

Number of variables: 5

Main variables: Counts of new cases and deaths, by province, year, five year age group, sex and three-digit ICD-9 code, Corresponding population data

**51-3208 Annual Return of Health Care Facilities - Hospitals**

This annual survey provides detailed statistics on finances, services and utilization of Canadian hospitals.

**MAIN TOPICS:**

*Hospital care facilities, hospitals, financial and operating statistics*

*Income statement, revenue, expenditures, by type*



*Balance sheet, assets, liabilities and equity*  
*Balance sheet, endowment and special purpose fund*  
*Statement of source and application of fund*  
*Book value of property, plant and equipment*  
*Hospitals in operation, by type, by service, by size, by ownership and operation*  
*Hospital beds, occupancy, approved bed complement, beds staffed and in operation, by type of bed unit*  
*Hospital utilization, by occupancy and patientdays, by type of care unit*  
*Movements of inpatients, adults, children and newborn, admissions, discharges and deaths, patientdays and total days of stay, by type of bed unit*  
*Beds and patientdays, by type of accommodation, and by type of responsibilities*  
*Visits to ambulatory care units and surgical suites, by inpatients and outpatients, by type of care*  
*Patients, inpatients and outpatients, classified by type of care, by type of organizational unit carrying out the service*  
*Surgical and ambulatory care unit statistics, by type of program or service*  
*Diagnostic and therapeutic services statistics, by type of service*  
*Administrative and support services statistics, by detail*  
*Accumulated paid hours, gross salaries and wages, supplies and other expenses, by type of operating expense*  
*Obstetrical suite and nursery services statistics*  
*Educational and teaching programs statistics, by type of specialty training*  
*Nurses and nursing care, paid hours of work and expenses, by detail*  
*Public general hospitals*  
*Proprietary and private hospitals*  
*Federal hospitals*

**NOTES:**

Data Collection Method(s): All contact between Statistics Canada and the hospitals takes place through the provincial/territorial governments. Most provinces use the Statistics Canada reporting document. Quebec and British Columbia have their own document and the data are converted into Statistics Canada format.

**COLLECTION:****START DATE:**

1932

**REFERENCE PERIOD:**

Fiscal year

**DATA COLLECTION METHOD(S):**

100% Self-completion, mail out/mail back (See NOTES)

**FREQUENCY:**

Annual

**TYPE OF SURVEY:**

Census

**COLLECTION PERIOD:**

From April 1 to October 31

**POPULATION:****TARGET UNIVERSE:**

All hospitals

**STATISTICAL UNITS:**

Institution - hospital

**POPULATION SIZE:**

1,250

CLASSIFICATION:

**GEOGRAPHIC COVERAGE:**  
Canada

**GEOGRAPHIC CODING - MICRO DATA:**  
Postal codes; 7 digit SGC codes - 1986

DISSEMINATION:

**RELEASE TIME:**  
2 1/4 years after the reference fiscal year

**OTHER STATISTICAL DATA PRODUCTS:**  
Standard tabulation or data file -  
Name: Hospital Annual Statistics  
Method(s) of dissemination: a) Hard copy/printout,  
b) Diskette, c) Tape  
Customised tabulation or data file

**GEOGRAPHIC UNITS DISSEMINATED:**  
Canada; Provinces; Territories

**PUBLICATIONS (NON-CATALOGUED):**  
"Hospital Annual Statistics" - Statistics Canada

**SOURCES FOR CUSTOMISED PRODUCTS:**  
Name: Hospital Annual Statistics  
Number of variables: Approximately 400  
Main variables: Beds and patient-days, Laboratory workload by units of work, Cardiology examinations (clinics), Personnel, Paid hours of work, Salaries, Wages, Other expenditures by department and occupational group, Summary of educational programs, Summary of expenditures, assets, liabilities, equity and a statement of source and application of funds for public hospitals only

**OTHER PUBLICATIONS:**  
"Annual Return of Hospitals - Hospital Indicators"

**MICRO DATA PRODUCTS:**  
Standard - available on demand  
Name: Hospital Statistics  
Method(s) of Dissemination: a) Hard copy/printout, b) Tape

CONTACT PERSON: Nelson Nault; (613) 951-1746; Manager, Information Requests; Canadian Centre for Health Information

**51-3209 Therapeutic Abortions, Canada**

This survey compiles, on an annual basis, the numbers and rates of therapeutic abortions, selected demographic as well as medical information about women obtaining therapeutic abortions performed in hospitals in Canada. Counts of abortions performed in clinics in some provinces are also now available.

**MAIN TOPICS:**

*Therapeutic abortions: number and rates, by selected demographic and medical characteristics, for Canada, provinces and territories*

*Therapeutic abortions: by province of report or occurrence, by province of residence*

*Therapeutic abortions: by area of residence of therapeutic abortion patients*

*Residence of foreign countries who obtained abortions, by province of report or occurrence*

*Females aged 13-44 years: therapeutic abortions and rates per 1,000 females/100 live births, by age group, for Canada, provinces and territories*

*Teenage therapeutic abortion rates per 1000 females aged 15-19 years, for Canada, provinces and territories*  
*Abortions: reported legal abortions for Canadian residents performed in the United States, by state*  
*Hospitals with therapeutic abortion committees: total and accredited, for Canada, provinces and territories*  
*Canadian resident women who obtained therapeutic abortions, by selected demographic and medical characteristics, for Canada, provinces and territories*  
*Gestation period, by marital status, age, initial and subsequent surgical procedures, type of sterilization and abortion complications, for Canada, to 1986, provinces and territories*  
*Therapeutic abortions performed in clinics, for Quebec province*  
*Therapeutic abortions: percentage distribution, by weeks of gestation and age of women at pregnancy termination*  
*Therapeutic abortions: percentage distribution, by initial surgical procedures used for pregnancy termination*

**NOTES:**

Publications (Catalogued): Data were published in 82-211 for years up to 1986, except for 1983 (published in 82-546). For 1970-1988, the data analysis is published in 82-003 Quarterly Health Reports, while detailed data are available on request on standard tables for data years 1987-1989.

**COLLECTION:**

**START DATE:**  
1969

**REFERENCE PERIOD:**  
Calendar year

**DATA COLLECTION METHOD(S):**  
100% extraction from administrative files

**FREQUENCY:**  
Annual

**TYPE OF SURVEY:**  
Census

**COLLECTION PERIOD:**  
From January to December

**POPULATION:**

**TARGET UNIVERSE:**  
All women obtaining therapeutic abortions in Canada

**POPULATION SIZE:**  
12: Reporting units (Provincial Department of Health)

**STATISTICAL UNITS:**  
Individual patients in hospitals and clinics

**CLASSIFICATION:**

**GEOGRAPHIC COVERAGE:**  
Canada

**DISSEMINATION:**

**RELEASE TIME:**  
Schedule uncertain; Latest data available are for 1989

**GEOGRAPHIC UNITS DISSEMINATED:**  
Canada; Provinces; Territories

**PUBLICATIONS (CATALOGUED):**  
82-003; Standard Tables (See NOTES)



**OTHER STATISTICAL DATA PRODUCTS:**

Standard tabulation or data file -

Name: Standard Table on Therapeutic Abortions

Method(s) of dissemination: Hardcopy, Diskette,  
Tape

Customised tabulation or data file

**CONTACT PERSON:** *Surinder Wadhera; (613) 951-1764; Senior Analyst;  
Nelson Nault; (613) 951-1746; Information Request Manager;  
Canadian Centre for Health Information*

**51-3210 Survey of Residential Care Facilities**

This is an annual survey of facilities (excluding hospitals) which provide some level of care (personal and health) to residents. Facilities include homes for the aged, nursing homes, personal care homes, rest homes, facilities for the psychiatrically disabled, developmentally delayed, physically handicapped/disabled, alcohol/drug problems, delinquents, transients, unmarried mothers and shelters for families in crisis.

**MAIN TOPICS:**

*Residential health care facilities, socio-economic data, by economic, medical and socio-demographic characteristics*

*Type of operation and ownership*

*Size of facility, by number of beds approved*

*Beds stated and in operation, by type of care*

*Residents on books, by sex and age group*

*Movements of residents*

*Income, by source of earnings for accommodation*

*Expenses, by type of service*

*Employment, employees, by type, salaries and wages, by type of employment*

*Aged persons*

*Physically handicapped and disabled including blind and deaf persons*

*Mentally retarded*

*Mentally handicapped or psychiatrically disabled*

*Emotionally disturbed children*

*Alcohol and drug addicts*

*Delinquents*

*Transients*

*Families in crisis: battered women and their children*

*Unwed mothers, ex-offenders and others*

*List of residential care facilities, by maximum bed capacity, by principal characteristics of dominant group of residents in facility and type of ownership, by province or territory, by location, name, address and postal code*

**NOTES:**

Population Size: In 1988-89, these facilities contained 237,437 beds.



COLLECTION:**START DATE:**

1975

**REFERENCE PERIOD:**

Fiscal year

**DATA COLLECTION METHOD(S):**85% Self-completion, mail out/mail back; 15%  
Extraction from administrative files**FREQUENCY:**

Annual

**TYPE OF SURVEY:**

Census

**COLLECTION PERIOD:**

From March to September

POPULATION:**TARGET UNIVERSE:**Residential care facilities funded, licensed or  
approved by provincial departments of health/social  
services (4 beds or more)**POPULATION SIZE:**

4,876 (See NOTES)

**STATISTICAL UNITS:**

Establishment

CLASSIFICATION:**GEOGRAPHIC COVERAGE:**

Canada

**GEOGRAPHIC CODING - MICRO DATA:**

7 digit SGC codes - 1986

DISSEMINATION:**RELEASE TIME:**

2 years after the reference fiscal year

**PUBLICATIONS (NON-CATALOGUED):**"Residential Care Facilities - 1988-89"  
"List of Residential Care Facilities - 1990" Standard  
Tables released as a supplement to Health  
Reports**GEOGRAPHIC UNITS DISSEMINATED:**

Canada; Provinces; Territories

**CANSIM CROSS-CLASSIFIED:**

00110101;00110201;00110301

**OTHER STATISTICAL DATA PRODUCTS:**Standard tabulation or data file -  
Name: Residential Care Facilities  
Method(s) of dissemination: dissemination:  
Hardcopy, Diskette, Tape**PUBLICATIONS (CATALOGUED):**

82-003

CONTACT PERSON: *Nelson Nault; (613) 951-1746; Manager, Information Requests;  
Canadian Centre for Health Information*

---

**51-3214 Survey of Registered Nurses - 1989**

This annual survey collects statistical data on the socio-economic and demographic characteristics of the nursing profession in Canada.

**MAIN TOPICS:**

*Registered nurses, demographic, employment and educational profile*  
*Employment, percentage distribution, by sex, by age group*  
*Employment, percentage distribution, by sex, by position*  
*Employment status, by age group, by province of employment or residence*  
*Employment in nursing, by full-time or part-time status, type of employer and province of employment*  
*Employment in nursing, by position, type of employer and province of employment*  
*Employment in nursing, by position, highest level of education in nursing and province of employment*  
*Employment in nursing, by primary area of responsibility, by position and province of employment*

**COLLECTION:****START DATE:**

1970

**DATA COLLECTION METHOD(S):**

100% Extraction from administrative files

**TYPE OF SURVEY:**

Census

**REFERENCE PERIOD:**

First four to five months of registration period, depending on the province

**FREQUENCY:**

Annual

**COLLECTION PERIOD:**

First four to five months of registration period in each province (each province is different)

**POPULATION:****TARGET UNIVERSE:**

All registered nurses registered with a provincial/territorial association

**POPULATION SIZE:**

252,189

**STATISTICAL UNITS:**

Individual (nurse)

**CLASSIFICATION:****GEOGRAPHIC COVERAGE:**

Canada

**DISSEMINATION:****RELEASE TIME:**

1 year after the calendar year

**GEOGRAPHIC UNITS DISSEMINATED:**

Canada; Provinces; Territories

**PUBLICATIONS (CATALOGUED):**

82-0035

**PUBLICATIONS (NON-CATALOGUED):**

"Registered Nurses Management Data - 1989"

**OTHER STATISTICAL DATA PRODUCTS:**

Standard tabulation or data file -  
 Name: Registered Nurses Tab File  
 Method(s) of dissemination: a) Hard copy/printout,  
 b) Diskette, c) Tape  
 Customised tabulation or data file

**SOURCES FOR CUSTOMISED PRODUCTS:**

Name: Registered Nurses Tab File

Number of variables: 14

Main variables: Province of registration, Basic and post basic education in nursing, Year of birth, Sex, Year and location of graduation in nursing, Employment status, Type of employer, Full-time/Part-time status, Type of position, Province of residence, Province of employment

CONTACT PERSON: *Pete Paddon; (613) 951-8782;  
Canadian Centre for Health Information*

**51-3215 Quarterly Hospital Information System (Q.H.I.S.)**

This program provides quarterly information to participating hospitals, for administrative purposes, in the form of a profile containing up to 400 indicators of productivity and cost of their operations.

**MAIN TOPICS:***Hospital operations, productivity and operating cost indicators**Hospitals in operations, by type, by service, by size, by ownership and operation**Hospital utilization, by occupancy and patient days, by type of care unit**Balance sheet, assets, liabilities and equity**Income statement, revenue and expenditures, by type**Hospital beds, occupancy, approved bed complement, beds staffed and in operation, by type of bed unit**Movements of inpatients, adults, children and newborn, admissions, discharges and deaths, patientdays and total days of stay, by type of bed unit**Surgical and ambulatory care unit statistics, by type of program or service**Diagnostic and therapeutic services statistics, by type of service**Administrative and support services statistics, by detail**Obstetrical suite and nursery services statistics**Operating expenses, accumulated hours paid, gross salaries and wages, supplies and other expenses, by type of operating expense**Educational and teaching programs statistics, by type of specialty training**Nurses and nursing care, paid hours of work and expenses**Public general hospitals**Proprietary and private hospitals**Federal hospitals*COLLECTION:**START DATE:**

1969-10

**DATA COLLECTION METHOD(S):**

100% Self-completion, mail out/mail back

**TYPE OF SURVEY:**

Census

**FREQUENCY:**

Quarterly

**REFERENCE PERIOD:**

Quarter

**COLLECTION PERIOD:**

From 30 to 45 days following the end of the reference period

**POPULATION:****TARGET UNIVERSE:**

All hospitals in Canada

**STATISTICAL UNITS:**

Institution - Hospital

**POPULATION SIZE:**

1,250

**CLASSIFICATION:****GEOGRAPHIC COVERAGE:**

Canada

**GEOGRAPHIC CODING - MICRO DATA:**

Postal codes; 7 digit SGC codes - 1986

**DISSEMINATION:****RELEASE TIME:**

3 months after the reference quarter

**OTHER STATISTICAL DATA PRODUCTS:**

Standard tabulation or data file

Name:

**GEOGRAPHIC UNITS DISSEMINATED:**

Canada; Provinces; Territories

Method(s) of dissemination: a) Hard copy/printout,

b) Diskette, c) Tape 2) Name: Quarterly

Hospital Information System

**PUBLICATIONS (NON-CATALOGUED):**

"Quarterly Hospitals" - Bulletin

Method(s) of Dissemination: Tape

Customised Tabulation or Data File

**MICRO DATA PRODUCTS:**

Standard - Available on Demand

1) Name: Quarterly Hospital Information System -

Hospital Indicators

Method(s) of Dissemination: Hard copy/printout

2) Name: Hospital Profile

Method(s) of Dissemination: Hard copy/printout

**SOURCES FOR CUSTOMISED PRODUCTS:**

Name: Quarterly Hospital Information System

Number of Variables: 25

**CONTACT PERSON:** *Rose-Marie Laflamme; (613) 951-1639; Manager, Information Production;  
Canadian Centre for Health Information*

**51-3218 External Causes of Injuries and Poisonings**

This annual survey collects information on external (non medical) causes of injuries and poisoning resulting in hospital inpatient care, for all provinces except Prince Edward Island.



**MAIN TOPICS:**

*Hospital utilization, patients with external causes of accidents, by age, sex and, by reason and cause of accident  
Accidents, patients, hospital separation and separations involving surgical, diagnostic and therapeutic procedures,  
days of hospital care*

**COLLECTION:**

**START DATE:**  
1977

**REFERENCE PERIOD:**  
Fiscal year

**DATA COLLECTION METHOD(S):**  
100% Extraction from administrative files

**FREQUENCY:**  
Annual

**TYPE OF SURVEY:**  
Census

**POPULATION:**

**TARGET UNIVERSE:**  
All patients that have been hospitalized because of accidents

**POPULATION SIZE:**  
300,000

**STATISTICAL UNITS:**  
Hospital inpatient

**CLASSIFICATION:**

**GEOGRAPHIC COVERAGE:**  
Newfoundland; Nova Scotia; New Brunswick;  
Quebec; Ontario; Manitoba; Saskatchewan; Alberta;  
British Columbia

**GEOGRAPHIC CODING - MICRO DATA:**  
Postal codes

**OTHER COVERAGE:**  
International Classification of Diseases (ICD)9

**DISSEMINATION:**

**RELEASE TIME:**  
1 1/2 years after the reference fiscal year

**PUBLICATIONS (NON-CATALOGUED):**  
Shelf tables

**GEOGRAPHIC UNITS DISSEMINATED:**  
Canada; Newfoundland; Nova Scotia; New  
Brunswick; Quebec; Ontario; Manitoba;  
Saskatchewan; Alberta; British Columbia

**SOURCES FOR CUSTOMISED PRODUCTS:**

Name: Hospital Morbidity  
Number of variables: 12  
Main variables: Separations, day stay, diagnosis,  
surgical procedure and accidents

**CONTACT PERSON:** *Rod Riley; (613) 951-1641; Senior Analyst, Health Care Section;  
Canadian Centre for Health Information*

---

### 51-3223 Peritonitis Case Register

This monthly survey collects medico-demographic and diagnostic information on patients with end-stage renal failure, who are being treated by any form of peritoneal dialysis, to determine risk factors for peritonitis.

**MAIN TOPICS:**

*Peritonitis cases, demographic, diagnostic and peritoneal dialysis treatment data*

*Patients with renal failures, peritonitis episode causes associated, symptoms, hospitalization, outcomes, risk factors, and other detail of treatment*

*Peritonitis patients, leaving PD, by reason for leaving*

**NOTES:**

Population Size: Estimated that several thousand patients (chronic renal failure patients being treated by peritoneal dialysis), but not all hospitals report.

COLLECTION:

**START DATE:**

1987

**REFERENCE PERIOD:**

Month

**DATA COLLECTION METHOD(S):**

90% Self-completion in machine readable form;  
10% Self-completion, mail out/mail back

**FREQUENCY:**

Monthly

**TYPE OF SURVEY:**

Sample

**COLLECTION PERIOD:**

Continuous

POPULATION:

**TARGET UNIVERSE:**

All chronic renal failure patients treated with peritoneal dialysis from selected hospitals that volunteered their participation in survey (Canada)

**POPULATION SIZE:**

See NOTES

**STATISTICAL UNITS:**

Individual (patient receiving dialysis)

CLASSIFICATION:

**GEOGRAPHIC COVERAGE:**

Canada

DISSEMINATION:

**RELEASE TIME:**

2 to 3 months after the reference month

**PUBLICATIONS (NON-CATALOGUED):**

"Canadian Peritonitis Registry - Final Report -  
January 1987-September 1989"

**GEOGRAPHIC UNITS DISSEMINATED:**

Canada; Provinces

**OTHER STATISTICAL DATA PRODUCTS:**

Standard tabulation or data file -

Name:

Method(s) of dissemination: a) Hard copy/printout,  
b) Diskette

CONTACT PERSON: *Leslie Gaudette; (613) 951-1740; Senior Analyst;  
Canadian Centre for Health Information*

---





**52-3221 Health and Activity Limitation Survey (HALS) 1986: Household Component**

This post-censal disability survey is used to identify the numbers and distribution of disabled persons in Canada and the barriers experienced by them in such areas as employment, transportation, education and community support.

**MAIN TOPICS:**

*Disabled children under 15 years of age living in private households statistical profiles: by age, sex and disability related characteristics*

*Disabled persons 15 years and over, living in private households statistical profiles, by socio-economic and disability related characteristics*

*Disabled persons: total income and out-of-pocket expenses related to health problem, by type of expense, and by income related to disability*

*Disabled persons requiring or using special aids and assistive devices: by age group, sex and by type of special aid or device*

*Disabled persons having activity limitations: by age group, sex and by type of activity limitation or dependence*

*disabled persons: barriers to transportation or local travel, by type of service and by type of problems using public transportation system*

*Disabled persons requiring special modification to accommodation, by type of special modification*

*Disabled persons with ability limitations to remembering or learning, by causes*

**NOTES:**

1) Frequency: This survey will be repeated in 1991.

**COLLECTION:****START DATE:**

1988-05

**REFERENCE PERIOD:**

Fall 1986

**DATA COLLECTION METHOD(S):**

60% Face to face interview; 40% Telephone interview

**FREQUENCY:**

One time only (See NOTES)

**TYPE OF SURVEY:**

Sample

**COLLECTION PERIOD:**

From August to October

**POPULATION:****TARGET UNIVERSE:**

Individuals with disabilities residing in private households

**POPULATION SIZE:**

3,070,000

**STATISTICAL UNITS:**

Individual

CLASSIFICATION:**GEOGRAPHIC COVERAGE:**

Canada

**GEOGRAPHIC CODING - MICRO DATA:**

7 digit SGC code - 1986; CMA/CA; EA/FED

DISSEMINATION:**RELEASE TIME:**

20 months after the reference month

**GEOGRAPHIC UNITS DISSEMINATED:**

Canada; Provinces; Territories; Census metropolitan areas - selected; Special areas (200 CSD grouping)

**CANSIM CROSS-CLASSIFIED:**350501; 350502; 350503; 350504; 350505; 350506;  
350801; 350802; 350803; 350804; 350805; 350806;  
350807; 350808; 350809; 350810**PUBLICATIONS (CATALOGUED):**

82-602/615 (Vol. 1-6)

**PUBLICATIONS (NON-CATALOGUED):**"Disability and the Labour Market - An analysis of  
Disabled Persons not in the Labour Force"  
"A Profile of Three Disabled Populations"**REFERENCE DOCUMENTS:**

"User's Guide, June 1988"

"A Disability Score for the Health and Activity  
Limitation Survey""Comparison of the Results from the 1986 Census  
and the Health and Activity Limitation Survey  
for Persons with Disabilities Residing in  
Households"

"Sample Design for HALS"

"Weighting for the HAL Survey"

**OTHER COVERAGE:**International Classification of Diseases, 9th Revision  
(ICD-9)**MICRO DATA PRODUCTS:**

Standard - available on demand

1) Name: Adults 15 years and over in households

Method(s) of dissemination: Tape

2) Name: Children 14 years and under in  
households

Method(s) of dissemination: Tape

**OTHER STATISTICAL DATA PRODUCTS:**

Standard tabulation or data file -

Name: Custom Data Service

Method(s) of dissemination: a) Hard copy/printout,  
b) Diskette

Customised tabulation or data file

Customised analytical studies

**SOURCES FOR CUSTOMISED PRODUCTS:**

Name: 1) HALS Adult Households

Number of variables: 800

Main Variables: Special aids, employment, social  
services, education, transportation,  
accommodation, recreation and life, economic  
characteristics

2) Name: HALS Children Households

Number of variables: 390

Main variables: Education, transportation and  
accommodation, physical activities, out-of-pocket  
expenses, disability characteristicsCONTACT PERSON: Janet Pantalone; (613) 951-2050; Custom Data Consultant;  
Post Censal Survey Program

**52-3222 Health and Activity Limitation Survey (HALS) 1986: Institutional Component**

This is a post-censal disability survey used to identify the numbers and distribution of disabled persons in Canada residing in health related non-penal institutions and the barriers experienced by them.

**MAIN TOPICS:**

*Disabled persons (all ages) living in health related institutions: statistical profiles: by age, sex and disability related characteristics*

*Disabled persons: out-of-pocket expenses related to health problem, by type of expense*

*Disabled persons requiring special aids and assistive devices: by age group, sex and by type of special aid or device*

*Disabled persons having activity limitations: by age group, sex and by type of activity limitation or dependence*

*Disabled persons: barriers to transportation or local travel, by type of service and by type of problems using public transportation system*

*Disabled persons requiring special modification to accommodation, by type of special modification*

*Disabled persons with ability limitations to remembering or learning, by causes*

**NOTES:**

1) Frequency: Funding has been received to repeat this survey in 1991. If it is to be done again after 1991, 1996 would be the earliest possibility.

**COLLECTION:****START DATE:**

1988-05

**REFERENCE PERIOD:**

Month - March 1987

**DATA COLLECTION METHOD(S):**

100% Face to face interview

**FREQUENCY:**

One time only (See NOTES)

**TYPE OF SURVEY:**

Sample

**COLLECTION PERIOD:**

From March to April

**POPULATION:****TARGET UNIVERSE:**

Individuals residing in health-related, non-penal institutions for six months or longer

**POPULATION SIZE:**

250,000

**STATISTICAL UNITS:**

Individual

**CLASSIFICATION:****GEOGRAPHIC COVERAGE:**

Canada

**OTHER COVERAGE:**

International Classification of Diseases, 9th Revision (ICD-9)

**GEOGRAPHIC CODING - MICRO DATA:**

7 digit SGC code - 1986; EA/FED



DISSEMINATION:**RELEASE TIME:**

14 months after the reference month

**GEOGRAPHIC UNITS DISSEMINATED:**

Canada; Provinces; Territories

**PUBLICATIONS (CATALOGUED):**

82-602/615 (Vol. 6)

**REFERENCE DOCUMENTS:**

"The Health and Activity Limitation Survey User's Guide, June 1988"

"Sample Design"

"Weighting"

**MICRO DATA PRODUCTS:**

Standard - available on demand -

Name: Disabled Adults in Health-Related Institutions

Method(s) of dissemination: Tape

**OTHER STATISTICAL DATA PRODUCTS:**

Standard tabulation of data file -

Name: Custom Data Service

Method of dissemination: a) Hard copy/printout, b) Diskette

Customised tabulation or data file

Customised analytical studies

**SOURCES FOR CUSTOMISED PRODUCTS:**

Name: HALS Adults Institutions

Number of variables: 370

Main variables: Disabilities, Characteristics, Special Aids and assistance, Transportation, Accommodation, Education, Expenses

CONTACT PERSON: Janet Pantalone; (613) 951-2050; Custom Data Consultant;  
Post Censal Survey Program

**52-3251 Health and Activity Limitation Survey (HALS) 1991: Household Component**

This post-censal survey is used to identify the numbers and distribution of disabled persons in Canada and the barriers experienced by them in such areas as employment, transportation, education and community support.

**MAIN TOPICS:**

*Disabled children under 15 years of age living in private households, statistical profiles: by age, sex and disability related characteristics*

*Disabled persons 15 years and over, living in private households statistical profiles, by socio-economic and disability related characteristics*

*Disabled persons: total income and out-of-pocket expenses related to health problem, by type of expense, and by income related to disability*

*Disabled persons requiring or using special aids and assistive devices: by age group, sex and by type of special aid or device*

*Disabled persons having activity limitations: by age group, sex and by type of activity limitation or dependence*

*Disabled persons: barriers to transportation or local travel, by type of service and by type of problems using public transportation system*

*Disabled persons requiring special modification to accommodation, by type of special modification*

*Disabled persons with ability limitations to remembering or learning, by causes*



COLLECTION:

**TYPE OF SURVEY:**

Sample

**FREQUENCY:**

Occasional

**REFERENCE PERIOD:**

Fall 1991

**COLLECTION PERIOD:**

From August to October

POPULATION:

**TARGET UNIVERSE:**

Individuals with disabilities residing in private households

**STATISTICAL UNITS:**

Individual

CLASSIFICATION:

**GEOGRAPHIC COVERAGE:**

Canada

**OTHER COVERAGE:**

International Classification of Diseases, 9th Revision (ICD-9)

**GEOGRAPHIC CODING - MICRO DATA:**

7 digit SGC code - 1986; CMA/CA; EA/FED

DISSEMINATION:

**GEOGRAPHIC UNITS DISSEMINATED:**

Canada; Provinces; Territories; Census Metropolitan areas - selected

CONTACT PERSON: *Marie Patry; (613) 951-4532; Custom Data Consultant;  
Post Censal Survey Program*

---



**53-3101 University and College Academic Staff System (UCASS)**

This annual survey is designed to collect information on the characteristics (e.g. salaries, age and social characteristics) of full-time teachers in degree-granting institutions in Canada.

**MAIN TOPICS:**

*University and College Academic Staff System, (UCASS), statistical data, by socio-economic characteristics*  
*Universities and colleges: full-time teachers, by field, highest earned degree, staff functions, rank, citizenship, median age and sex, for Canada, regions and provinces*

*Universities and colleges: full-time teachers' median salaries, by field, highest earned degree, rank and sex for Canada, regions and provinces*

*Women: full-time university teachers, median salaries, by field, by staff functions, by highest earned degree and by rank*

*Foreign teachers: full-time university teachers, by field, by sex, by rank, by staff functions, by highest earned degree, country of highest degree and citizenship*

**NOTES:**

Release Time: There are three editions of publication 81-258 for each academic year, and three data releases. Preliminary data contains whatever is available up to that time. Supplementary data contains only what has become available since the preliminary release. Annual data contains all data, that is, what was included in the preliminary and supplementary data plus data for Quebec, which are received 2 to 2 1/2 years after other data. Publication 81-241 has only an annual release about 2 1/2 years

**COLLECTION:****START DATE:**

1946

**REFERENCE PERIOD:**

Academic year

**DATA COLLECTION METHOD(S):**

83.5% Self-completion in machine readable form;  
 16.5% Self-completion, mail out/mail back

**FREQUENCY:**

Annual

**TYPE OF SURVEY:**

Census

**COLLECTION PERIOD:**

From October 15 to whenever data are available within a reasonable time period

**POPULATION:****TARGET UNIVERSE:**

All full time teachers in degree granting institutions in Canada

**POPULATION SIZE:**

35,000

**STATISTICAL UNITS:**

Teacher

**CLASSIFICATION:****GEOGRAPHIC COVERAGE:**

Canada

**GEOGRAPHIC CODING - MICRO DATA:**

Postal codes

**SIC COVERAGE:**  
SIC-E 1980 - 8531

**DISSEMINATION:**

**RELEASE TIME:**  
Preliminary data are released in January of the reference academic year; Supplementary data are released in June or July, at the end of the reference academic year; Annual data are released about 2 1/2 years after the reference academic year (See NOTES)

**GEOGRAPHIC UNITS DISSEMINATED:**  
Canada; Provinces; Regions (Yukon and Northwest Territories are combined with Western Region)

**PUBLICATIONS (CATALOGUED):**  
81-241; 81-258

**MICRO DATA PRODUCTS:**  
Standard - available on demand  
Name: Salary Analysis Package  
Method(s) of dissemination: a) Hard copy/printout,  
b) Diskette

**OTHER STATISTICAL DATA PRODUCTS:**  
Customised tabulation or data file

**CONTACT PERSON:** Dev Uppal; (613) 951-1527; Analyst;  
Education, Culture and Tourism Division

### 53-3119 Survey of Uniform Financial System - School Boards

This annual survey collects financial statistics from school boards across Canada.

**MAIN TOPICS:**

*Elementary and secondary education, school boards, revenues by source of funds and expenditures by function and by economic classification*

*School board revenues, by source of funds, and expenditures by function, for Canada, provinces and territories*

*School board expenditures in relation to selected socio-economic indicators, Canada, provinces and territories*

*School board expenditures, total, as percentage of Gross Domestic Product (GDP), by provinces and territories*

*School board expenditures, total, per student and per capita of population, by provinces and territories*

**COLLECTION:**

**START DATE:**  
1970

**TYPE OF SURVEY:**  
Census

**POPULATION:**

**TARGET UNIVERSE:**  
All school boards in Canada

**REFERENCE PERIOD:**  
Calendar year

**FREQUENCY:**  
Annual

**STATISTICAL UNITS:**  
School board



CLASSIFICATION:**GEOGRAPHIC COVERAGE:**

Canada

DISSEMINATION:**RELEASE TIME:**

2 years after the reference calendar year

**PUBLICATIONS (CATALOGUED):**

81-002; 81-208; 81-220; 81-229; 81-560

**GEOGRAPHIC UNITS DISSEMINATED:**

Canada; Provinces; Territories

**MICRO DATA PRODUCTS:**

Customised - user defined

**CANSIM CROSS-CLASSIFIED:**

0590301;0590302;0590303

**OTHER STATISTICAL DATA PRODUCTS:**

Customised tabulation or data file

CONTACT PERSON: *Claudio Pagliarello; (613) 951-1508; Project Officer,  
Education, Culture and Tourism Division*

---

**53-3120 Survey of Financial Statistics of Private Elementary and Secondary Schools**

This annual survey collects financial data from private elementary and secondary schools in Canada.

**MAIN TOPICS:**

*Elementary and secondary education, private schools: financial statistics, data detail, for Canada, provinces and territories*

*Private elementary and secondary schools: income or revenue, data detail by direct source of funds, for Canada, provinces and territories*

*Private elementary and secondary schools: expenditures, data detail, by function or functional area and by type, for Canada, provinces and territories*

COLLECTION:**START DATE:**

1961/62

**REFERENCE PERIOD:**

Fiscal year

**DATA COLLECTION METHOD(S):**

75% Self-completion, mail out/mail back; 25%  
Extraction from administrative files

**FREQUENCY:**

Occasional

**TYPE OF SURVEY:**

Census

**COLLECTION PERIOD:**

From March 1 to April 15

POPULATION:**TARGET UNIVERSE:**

All elementary and secondary private schools in Canada

**POPULATION SIZE:**

1,500

**STATISTICAL UNITS:**

Private school

CLASSIFICATION:**GEOGRAPHIC COVERAGE:**

Provinces

**SIC COVERAGE:**

SIC-E 1980 - 8511

**GEOGRAPHIC CODING - MICRO DATA:**

Enrolment Reference Listing (ERL) codes

DISSEMINATION:**RELEASE TIME:**

1 year after the reference fiscal year

**CANSIM CROSS-CLASSIFIED:**

0590401;0590402

**GEOGRAPHIC UNITS DISSEMINATED:**

New Brunswick; Quebec; Ontario; Manitoba; Saskatchewan; Alberta; British Columbia; Remaining Atlantic provinces (Newfoundland, Nova Scotia and Prince Edward Island combined - for confidentiality reasons)

**PUBLICATIONS (CATALOGUED):**

81-002; 81-208; 81-560

CONTACT PERSON: *Claudio Pagliarello; (613) 951-1508; Project Officer; Education, Culture and Tourism Division*

**53-3121 Survey of Financial Statistics of Universities and Colleges**

This annual survey collects financial statistics on Canadian universities to provide consolidated statistics on total revenue and expenses.

**MAIN TOPICS:**

*Post-secondary education, university and non-university education, revenues and expenditures, by type of post-secondary education*

*Universities and colleges, financial statistics, data detail on income or revenue and expenditures*

*Universities and colleges, operating income or revenue, by type of income source, by type of fund, and operating expenditures, by type, by function, by type of fund*

*Universities and colleges, government grants and contracts from the federal government, by specific department*

*Universities and colleges, statement of changes in fund balances, by data detail*

*Universities and colleges, provincial government grants, by source, ministries, agencies, by type of fund*

*Post-secondary education, non-university and university total expenditures, by type of expenditure and by direct source of funds, Canada, provinces and territories*

*Post-secondary non-university education, expenditures by type of expenditure, and by direct source of funds*

*University education, expenditures, by function, for Canada, provinces and territories*  
*University education, expenditures by type of expenditure, by direct source of funds, for Canada, provinces and territories*  
*University operating expenditures, excluding sponsored research, data detail by type of expenditures, for Canada, provinces and territories*  
*University operating revenues, excluding sponsored research, by source, for Canada, provinces and territories*  
*University sponsored research expenditures, by type of expenditure, for Canada, provinces and territories*  
*University sponsored research revenues, by source, for Canada, provinces and territories*  
*Post-secondary education, total expenditures, and percentage distribution, by source of funds, federal, provincial and municipal governments and fees and other sources, by provinces and territories*  
*Post secondary education, total expenditures as a percentage of Gross Domestic Product (GDP), by province and territory*  
*Post-secondary education, expenditures per capita of labour force, by provinces and territories*

COLLECTION:

**START DATE:**  
1972/73

**REFERENCE PERIOD:**  
Fiscal year

**DATA COLLECTION METHOD(S):**  
100% Self-completion, mail out/mail back

**FREQUENCY:**  
Annual

**TYPE OF SURVEY:**  
Census

**COLLECTION PERIOD:**  
From July 1 to October 15

POPULATION:

**TARGET UNIVERSE:**  
All degree granting institutions

**STATISTICAL UNITS:**  
Establishment

**POPULATION SIZE:**  
95

CLASSIFICATION:

**GEOGRAPHIC COVERAGE:**  
Canada

**SIC COVERAGE:**  
SIC-E 1980 - 8531

**GEOGRAPHIC CODING - MICRO DATA:**  
Postal codes

DISSEMINATION:

**RELEASE TIME:**  
1 year after the reference fiscal year

**CANSIM CROSS-CLASSIFIED:**  
0590206;0590207

**GEOGRAPHIC UNITS DISSEMINATED:**  
Canada; Provinces

**PUBLICATIONS (CATALOGUED):**  
81-002; 81-208; 81-220; 81-229; 81-260; 81-560

**MICRO DATA PRODUCTS:**

Standard - available on demand

Name: Historical Tables

Method(s) of dissemination: Diskette

**OTHER STATISTICAL DATA PRODUCTS:**

Standard tabulation or data file -

Name: Historical File on University Financial Studies

Method(s) of dissemination: a) Hard copy/printout,  
b) Diskette, c) Tape

Customised tabulation or data file

**SOURCES FOR CUSTOMISED PRODUCTS:**

Name: Historical File on University Financial Statistics

Number of variables: Approximately 500

Main variables: Revenue by type (government grants, student fees, gifts and non-government grants, sales of services and products, investment income and inter-fund transfers), Revenue by fund (capital, research and operating), Expenditures by type (salaries, equipment and supplies), Expenditures by function (instruction, library, computing, administration, physical plant and student services), Expenditures by fund (capital, research and operating)

CONTACT PERSON: *Bernard Bourgoin; (613) 951-1506; Project Manager; Education, Culture and Tourism Division*

### **53-3122 Full-Time and Part-Time Enrolment and Graduates of Postsecondary Programs of Community Colleges**

This annual survey collects data on enrolment and number of graduates of post-secondary programs of community colleges and related institutions.

**MAIN TOPICS:**

*Community colleges and related institutions: enrolment, full-time and part-time, by programme type, by programme field, by sex, by age group, by citizenship status, by activity prior to enrolment, and by residence prior to enrolment*

*Post-secondary education: community colleges and related institutions, enrolment and graduation statistics, data detail, by programme and student characteristics, for Canada, provinces and territories*

*Community colleges: career programmes, university transfer programmes, full-time enrolment, by sex, by province and territory*

*Hospital schools: full-time enrolment, by sex, by province and territory*

*Community colleges: post-secondary career programmes, graduates, by sex, by provinces and territories*

*Post-secondary career programmes: graduates, by sex, by programme field, by subject field, for Canada, provinces and territories*

*Post-secondary career programmes: full-time fall enrolments in the first year, percentage distribution by activity and residence during the previous year, by province*

*Post-secondary programmes: full-time fall enrolment, by province of location and institution, by name*

*Post-secondary career programmes: foreign students (authorization or visa), full-time fall enrolment and percentage distribution, by programme field*

*Post-secondary career programmes: full-time enrolment, by sex, by programme field, by subject field, by province and territory*



COLLECTION:

**START DATE:**  
1969

**REFERENCE PERIOD:**  
Academic year

**DATA COLLECTION METHOD(S):**  
81% Self-completion in machine readable form;  
11% Self-completion, mail out/mail back; 8%  
Non-standard: Extraction from provincial  
questionnaires

**FREQUENCY:**  
Annual

**COLLECTION PERIOD:**  
From November 1 to January 13

**TYPE OF SURVEY:**  
Census

POPULATION:

**TARGET UNIVERSE:**  
All public, non-university, educational institutions  
which provide post-secondary training

**STATISTICAL UNITS:**  
Public post-secondary, non-university, educational  
institution

**POPULATION SIZE:**  
242

CLASSIFICATION:

**GEOGRAPHIC COVERAGE:**  
Canada

**SIC COVERAGE:**  
SIC-E 1980 - 8521

DISSEMINATION:

**RELEASE TIME:**  
1 year after the reference academic year

**REFERENCE DOCUMENTS:**  
81-222

**GEOGRAPHIC UNITS DISSEMINATED:**  
Canada; Provinces; Territories; Institutions

**OTHER STATISTICAL DATA PRODUCTS:**  
Customised tabulation or data file

**CANSIM CROSS-CLASSIFIED:**  
00580401

**SOURCES FOR CUSTOMISED PRODUCTS:**  
Name: CCSIS Enrolment (Community College  
Student Information System)

**PUBLICATIONS (CATALOGUED):**  
81-202; 81-222

Number of variables: 24  
Main variables: Registrations by provinces, by sex  
and age group, by program, by field of study

CONTACT PERSON: *Manon Monette; (613) 951-1666; Analyst;  
Education, Culture and Tourism Division*

---

### 53-3123 Tuition and Living Accommodation Costs for Full-Time Students at Canadian Degree Granting Institutions

This annual survey collects data on the tuition and living accommodation costs at Canadian universities.

#### MAIN TOPICS:

- Canadian degree granting institutions: tuition and living accommodation costs for full-time students, by student, institution, subject discipline and geographic characteristics*
- Canadian universities, tuition fees for full-time students, by province, by specific institution or university, by level of programme, registration or enrolment, by faculty, discipline or subject area of study*
- Canadian universities, tuition fees for full-time foreign students and visa students, by province, by specific institution or university, by level of programme registration or enrolment, by faculty, discipline or subject area of study*
- Canadian universities, additional fees for full-time students, by province, by specific institution or university, by type of additional fees*
- Canadian universities, living accommodation costs in institution's or university's residence or housing for full-time students, by province, by specific institution or university, by marital status of student, by accommodation status of room and board facilities*

#### COLLECTION:

##### START DATE:

1966

##### REFERENCE PERIOD:

Academic year

##### DATA COLLECTION METHOD(S):

100% Self-completion, mail out/mail back

##### FREQUENCY:

Annual

##### TYPE OF SURVEY:

Census

##### COLLECTION PERIOD:

May

#### POPULATION:

##### TARGET UNIVERSE:

All Canadian degree granting institutions, excluding those that grant degrees in theology only and those that hold their degree granting powers in abeyance while in affiliation or federation with another degree granting institution

##### POPULATION SIZE:

60

##### STATISTICAL UNITS:

Canadian degree granting institution

#### CLASSIFICATION:

##### GEOGRAPHIC COVERAGE:

Canada

##### SIC COVERAGE:

SIC-E 1980 - 8531 (part of)

#### DISSEMINATION:

##### RELEASE TIME:

4 months after the reference academic year

##### GEOGRAPHIC UNITS DISSEMINATED:

Canada; Institution

**PUBLICATIONS (CATALOGUED):**

81-002; 81-219

**REFERENCE DOCUMENTS:**

81-219

**CONTACT PERSON:** *Manon Monette; (613) 951-1666; Analyst;  
Education, Culture and Tourism Division*

---

**53-3124 University Student Information System (USIS) - Enrolment and Degrees Awarded**

This survey collects annual information from degree-granting universities and affiliated colleges in Canada, highlighting enrolment, degrees/diplomas granted, level and field of study and student characteristics.

**MAIN TOPICS:***Universities: enrolment and degrees granted**University participation rates**Foreign student participation in Canadian education**Discipline profile trends**Sex distribution of Canadian students and graduates***NOTES:**

1) Population Size: 69 parent institutions in 1989-90

2) Start Date (for computerized database): Early 1970's - some published data are available for as early as Confederation.

**COLLECTION:****START DATE:**

1970 (for qualifications granted); 1972 (for enrolment)

**REFERENCE PERIOD:**

Academic year for enrolment; Calendar year for degrees

**DATA COLLECTION METHOD(S):**

100% Extraction from administrative files

**FREQUENCY:**

Annual

**TYPE OF SURVEY:**

Census

**POPULATION:****TARGET UNIVERSE:**

All degree granting universities in Canada

**STATISTICAL UNITS:**

Degree granting university

**POPULATION SIZE:**

69 (See NOTES)

CLASSIFICATION:**GEOGRAPHIC COVERAGE:**

Provinces

**SIC COVERAGE:**

SIC-E 1980 - 8531

**GEOGRAPHIC CODING - MICRO DATA:**

Institution code

DISSEMINATION:**RELEASE TIME:**

July-August

**OTHER STATISTICAL DATA PRODUCTS:**

Standard tabulation or data file -

Name: University Student Information System

Method(s) of dissemination: a) Hard copy/printout,

b) Diskette, c) Tape

Customised tabulation or data file

**GEOGRAPHIC UNITS DISSEMINATED:**

Provinces

**CANSIM CROSS-CLASSIFIED:**

00580101;00580102;00580103;00580104;00580105

**SOURCES FOR CUSTOMISED PRODUCTS:**

Name: University Student Information System

Number of variables: 45

**PUBLICATIONS (CATALOGUED):**

81-204; 81-220; 81-229; 81-261; 81-560; 81-569

Main variables: Program information - level of study (undergraduate, graduate, bachelor, doctorate, etc.), Registration status (full- or part-time), Field of study, years of study, Duration of program and type of session (semester, quarter, etc.), Student information - age, sex, marital status, mother tongue, citizenship and province of residence

**REFERENCE DOCUMENTS:**

University Student Information System (USIS) input manual

CONTACT PERSON: *Mongi Mouelhi; (613) 951-1537; Senior Analyst; Education, Culture and Tourism Division***53-3125 Annual Community College Educational Staff System (ACCESS)**

This annual survey collects data on educational and senior institutional staff of community colleges and public trade schools involved with education at the postsecondary and trade levels in Canada.

**MAIN TOPICS:**

*Post-secondary education: community colleges and public trade schools, educational staff profiles, by type of institution, by socio-economic, demographic and geographic characteristics, for Canada, provinces and territories*

*Community colleges: educational staff and institutional staff, by type of institution, by staff category, by staff position, by programme level and by sex, for Canada, provinces and territories*

*Community colleges: post-secondary educational staff, number and percentage by province or territory and by field of principal subject taught*

*Community colleges: trades-level educational staff, number and percentage by province or territory and by field of principal subject taught*



*Community colleges: educational staff, salary statistics, data detail, by programme or instruction level, by staff position, by years of teaching experience, by sex, for provinces and territories*

*Community colleges: academic administrators, salary statistics, data detail, by programme level and sex, for provinces and territories*

*Community colleges: teaching staff, salary statistics, data detail, by programme level and sex, for provinces and territories*

*Community colleges: staff, by highest degree, by programme level, by staff position and sex*

*Public trade schools: educational staff, salary statistics, data detail, by staff position and sex, for provinces and territories*

*Community college staff, by number of years of experience on staff in present institution, by staff position, by programme level and sex, for provinces and territories*

*Public trade schools: educational staff, full-time, by staff position, by field of principal subject taught, by age and sex for provinces and territories*

**NOTES:**

Geographical Units Disseminated: People requiring detailed data concerning the province of Quebec may be able to obtain the information from the province itself.

**COLLECTION:****START DATE:**

1970/71

**REFERENCE PERIOD:**

Academic year

**DATA COLLECTION METHOD(S):**

100% Self-completion, mail out/mail back

**FREQUENCY:**

Annual

**TYPE OF SURVEY:**

Census

**COLLECTION PERIOD:**

From October to February

**POPULATION:****TARGET UNIVERSE:**

Education and senior institutional staff of community colleges and public trade schools

**POPULATION SIZE:**

18,500

**STATISTICAL UNITS:**

Staff

**CLASSIFICATION:****GEOGRAPHIC COVERAGE:**

Canada

**SIC COVERAGE:**

SIC-E 1980 - 8521

**GEOGRAPHIC CODING - MICRO DATA:**

Province

DISSEMINATION:**RELEASE TIME:**

2 1/2 to 3 years after the reference academic year

**GEOGRAPHIC UNITS DISSEMINATED:**

Canada; Newfoundland, Nova Scotia, Prince Edward Island, New Brunswick, Quebec, Ontario, Manitoba, Saskatchewan, Alberta, British Columbia; Northwest Territories (See NOTES)

**CANSIM MATRICES:**

580301;580302

**PUBLICATIONS (CATALOGUED):**

81-002; 81-220

**OTHER STATISTICAL DATA PRODUCTS:**

Standard tabulation or data file -

Name: ACCESS

Method(s) of dissemination: a) Hard copy/printout,  
b) Diskette

Customised tabulation or data file

**SOURCES FOR CUSTOMISED PRODUCTS:**

Name: ACCESS

Number of variables: 20

Main variables: Institution, ID, Sex, Year of birth, Year of appointment to staff, Activity prior to appointment, Province prior to appointment, Staff position, Classification, Annual salary, Type of program taught, Principal subject taught, Highest earned degree, Latest certificate/diploma, Years experience, Certificate class, Certificate level, Certificate step, Year of appointment to present certification level, Mother tongue, Official language capacity

CONTACT PERSON: *Manon Monette; (613) 951-1666; Analyst;  
Education, Culture and Tourism Division*

**53-3127 Characteristics of Teachers in Public Elementary and Secondary Schools**

This survey collects annual information on the characteristics of teachers and administrators in public elementary and secondary schools in Canada and overseas.

**MAIN TOPICS:**

*Elementary and secondary education, public schools, educational staff, statistical profile, by socio-economic and demographic characteristics, for Canada, provinces and territories, and foreign or overseas areas*

*Public elementary and secondary schools: educational staff, by staff position, by employment status, by age and by sex, for Canada, provinces and territories, and school districts*

*Department of National Defence (DND) schools: educational staff, by staff position, by employment status, by age and by sex, for Canada, provinces and territories, and foreign and overseas areas*

*Elementary and secondary education: public school teachers, by staff position, by teacher characteristics, for Canada, provinces and territories and foreign and overseas areas*

*Women as percentage of full-time teachers in public elementary and secondary schools, by staff position for provinces and territories*

*Elementary and secondary education: public school teachers, age distribution for Canada*

**NOTES:**

- 1) Data Collection Method(s): Forms are used for National Defense teachers overseas only. All other information is collected by provincial authorities on their own forms as of 1986-1987 survey.
- 2) Publications (Catalogued): 81-202 was discontinued with 1985-86 survey data.

**COLLECTION:****START DATE:**

1972/73

**REFERENCE PERIOD:**

Academic year

**DATA COLLECTION METHOD(S):**99% Extraction from administrative files; 1%  
Self-completion, mail out/mail back (See NOTES)**FREQUENCY:**

Annual

**TYPE OF SURVEY:**

Census

**COLLECTION PERIOD:**

From September 30 to a reasonable time thereafter

**POPULATION:****TARGET UNIVERSE:**All elementary and secondary public school teachers  
and administrators**POPULATION SIZE:**

270,000

**STATISTICAL UNITS:**

Teacher

**CLASSIFICATION:****GEOGRAPHIC COVERAGE:**

Canada

**SIC COVERAGE:**

SIC-E 1980 - 8511

**GEOGRAPHIC CODING - MICRO DATA:**Other: Province, School district, School (13 digit  
code)**DISSEMINATION:****RELEASE TIME:**

1 1/2 to 2 years after the reference academic year

**PUBLICATIONS (CATALOGUED):**

81-002 (See NOTES)

**GEOGRAPHIC UNITS DISSEMINATED:**Canada; Provinces; Territories; Subprovincial  
regions**MICRO DATA PRODUCTS:**

Customised - User defined

**CANSIM CROSS-CLASSIFIED:**

00570101;00570401;00570402;00570403

**OTHER STATISTICAL DATA PRODUCTS:**

Customised tabulation or data file

**CONTACT PERSON:** *James Seidle; (613) 951-1500; Chief, Elementary-Secondary Education;  
Education, Culture and Tourism Division*

---

### 53-3128 Elementary-Secondary School Enrolment

This annual survey collects data on students enrolled in public and private elementary-secondary schools in Canada and overseas.

**MAIN TOPICS:**

*Elementary and secondary schools, enrolment statistics, by type of school, by grade level and by demographic and geographic characteristics*

*Elementary and secondary schools, enrolment by grade and sex, all schools for Canada, provinces and territories, and Department of National Defence (DND) overseas schools*

*Elementary and secondary schools, enrolment by grade and type of school, for Canada, provinces and territories*

*Elementary and secondary schools, enrolment, by age and type of school, for Canada, provinces and territories*

*Elementary and secondary schools, enrolment, by age and sex, all schools, for Canada, provinces and territories, and DND schools overseas*

*Public schools and private schools, enrolment, by grade and sex, for Canada, provinces and territories*

*Public schools and private schools, enrolment, by age and sex, for Canada, provinces and territories*

*Schools, number by level and type of school, for Canada, provinces and territories*

*Special education: reform schools and education in penitentiaries, enrolment statistics*

*Special education: schools for the handicapped, enrolment statistics*

*Schools for the blind and schools for the deaf, enrolment statistics, by degree of blindness, by type of handicap, by level, by age and sex, for Canada, provinces and territories*

*Schools, pre-elementary enrolment, by type, by control, for Canada, provinces and territories*

*Independent schools, enrolment, by type, by control, for Canada, provinces and territories*

*DND, Department of National Defence schools overseas, enrolment statistics*

*Federal schools, enrolment statistics, by type of federal school, for Canada*

*Schools for native students, Indian and Inuit, enrolment statistics*

*Public schools, private schools, second language programme, participation rates, enrolment, by level, for Canada, provinces and territories*

COLLECTION:

**START DATE:**

1973/74

**REFERENCE PERIOD:**

Academic year

**DATA COLLECTION METHOD(S):**

95% Extraction from administrative files; 5%  
Self-completion, mail out/mail back

**FREQUENCY:**

Annual

**TYPE OF SURVEY:**

Census

**COLLECTION PERIOD:**

From September 30 to a reasonable time thereafter

POPULATION:

**TARGET UNIVERSE:**

All public and private elementary and secondary schools in Canada and in National Defence bases overseas

**POPULATION SIZE:**

16,000

**STATISTICAL UNITS:**

School



CLASSIFICATION:**GEOGRAPHIC COVERAGE:**

Canada and National Defense bases overseas

**SIC COVERAGE:**

SIC-E 1980 - 8511

**GEOGRAPHIC CODING - MICRO DATA:**

Province; School district; School (13 digit code)

DISSEMINATION:**RELEASE TIME:**

1 1/2 years after the reference academic year

**OTHER STATISTICAL DATA PRODUCTS:**

Standard tabulation or data file -

Name: Elementary-Secondary and French Language Enrolments

Method(s) of dissemination: a) Hard copy/printout, b) Diskette, c) Tape

Customised tabulation or data file

**GEOGRAPHIC UNITS DISSEMINATED:**

Canada; Provinces; Territories; Subprovincial regions

**SOURCES FOR CUSTOMISED PRODUCTS:**

Name: Elementary-Secondary and French Language Enrolments

Number of variables: 150

Main variables: Total enrolment by age and gender, Total enrolment by grade and gender, French program enrolments by grade and gender, Number of schools by French program offered

**CANSIM CROSS-CLASSIFIED:**

00570101;00570201;00570202;00570203;00570204

**PUBLICATIONS (CATALOGUED):**

81-210

**MICRO DATA PRODUCTS:**

Customised - user defined

CONTACT PERSON: James Seidle; (613) 951-1500; Chief, Elementary-Secondary Education; Education, Culture and Tourism Division

**53-3129 Minority and Second Language Education, Elementary and Secondary Levels**

This annual survey collects data on students enrolled in public and private elementary-secondary schools that offer second language and/or minority language programs in Canada.

**MAIN TOPICS:**

*Elementary and secondary education: public and private schools, minority and second language educational profiles, by language, by programme, by level, for Canada, provinces and territories*

*Public schools offering language programmes, by type of programme, by level for Canada, provinces and territories*

*Minority language education: enrolment, by grade, for Canada, provinces and territories*

*Second language programmes: regular and immersion, enrolment, by level for Canada, provinces and territories*

*Regular second language programme: enrolment profiles, eligible school enrolment in second language programmes, participation rate, and percent of school week, by grade, by provinces and territories*

*Second language immersion programme: enrolment profiles, eligible school enrolment in second language immersion programmes, participation rate, and percent of school week, by grade, by provinces and territories*

*Second language programmes, total: enrolment profiles, eligible school enrolment, enrolment in second language programmes, participation rate, and percent of school week, by grade, by provinces and territories*

*Public schools, language programmes: enrolment, historical statistics, by type of programme for Canada, provinces and territories*

*French immersion programmes excluding Quebec: enrolment, historical statistics, by province, by grade*

*Minority language education, French, outside Quebec, statistical highlights*

*Minority language education, English, in Quebec, statistical highlights*

*French immersion programmes in Quebec, statistical highlights*

*French immersion programmes outside Quebec, statistical highlights*

*Second language English programmes in Quebec, statistical highlights*

*Second language French programmes outside Quebec, statistical highlights*

*French immersion programmes, excluding Quebec: number of schools, enrolment in immersion, percent of school week, grades in which immersion offered, summary statistics by province or territory*

*French immersion, excluding Quebec, enrolment, percent of total immersion enrolment, and average percent of school weeks, by grade, Canada*

**COLLECTION:**

**START DATE:**

1973/74

**REFERENCE PERIOD:**

Academic year

**DATA COLLECTION METHOD(S):**

95% Extraction from administrative files; 5%  
Self-completion, mail out/mail back

**FREQUENCY:**

Annual

**TYPE OF SURVEY:**

Census

**COLLECTION PERIOD:**

From September 30 to a reasonable date thereafter

**POPULATION:**

**TARGET UNIVERSE:**

All public and private elementary and secondary schools in Canada and in National Defense bases overseas

**POPULATION SIZE:**

16,000

**STATISTICAL UNITS:**

School

**CLASSIFICATION:**

**GEOGRAPHIC COVERAGE:**

Canada and National Defense schools overseas

**SIC COVERAGE:**

SIC-E 1980 - 8511

**GEOGRAPHIC CODING - MICRO DATA:**

Other: Province, School district, School (13 digit code)

**DISSEMINATION:**

**RELEASE TIME:**

1 1/2 years after the reference academic year

**GEOGRAPHIC UNITS DISSEMINATED:**

Canada; Provinces; Territories; Subprovincial regions

**CANSIM CROSS-CLASSIFIED:**

00570301;00570302;00570303;00570304

Method(s) of dissemination: a) Hard copy/printout,  
b) Diskette, c) Tape  
Customised tabulation or data file

**PUBLICATIONS (CATALOGUED):**

81-257

**SOURCES FOR CUSTOMISED PRODUCTS:**

Name: Elementary-Secondary and French Language  
Enrolments

Number of variables: 150

Main variables: Total enrolment by age and gender,  
Total enrolment by grade and gender, French  
program enrolments by grade, Number of  
schools by French program offered

**MICRO DATA PRODUCTS:**

Customised - user defined

**OTHER STATISTICAL DATA PRODUCTS:**

Standard tabulation or data file -

Name: Elementary-Secondary and French Language

Enrolments

**CONTACT PERSON:** James Seidle; (613) 951-1500; Chief, Elementary-Secondary Education;  
Education, Culture and Tourism Division

**53-3140 Survey of Federal Government Expenditures in Support of Education**

This annual survey collects data on federal government expenditures on education.

**MAIN TOPICS:**

*Education: federal government expenditures in support of education, data detail for Canada, provinces and territories, and foreign and overseas areas*

*Federal-Provincial Fiscal Arrangements and Federal Post Secondary Education and Health Contributions Act 1977: Established Programme Financing and federal cash payments and transfers, by programme entitlement, and by provinces and territories*

*Education and training: federal government expenditures in support, by level of education and by type of expenditure support, for Canada and foreign areas*

*Education and training: federal government expenditures in support, by major programmes, for Canada and foreign areas*

*Education and training: federal government expenditures in support, by type of recipient, for Canada and foreign areas*

*Elementary and secondary school education: federal government financial support, by type of school, by provinces and territories and overseas areas*

*Post-secondary education: universities, community colleges and related institutions, federal government financial support, by type of institution, by type of expenditure support, by provinces and territories*

*Vocational and trade or occupational training programmes: federal government financial support, by type of programme, by provinces and territories*

*Canadian job strategy programme/national training programme, federal government funding*

*Indians and Inuit, education and vocational training: federal government expenditures*

*Canadian student loan programme: federal government expenditures, by data detail*

*University research, direct support for: federal government expenditures*

*General and official languages training to federal employees: federal government expenditures*

*Education and training, established programme financing, (EPF): federal government funding to provinces and territories, by type of entitlements*



*Official languages in education programmes: federal contributions, by level of education, by programme, by category of support, for provinces and territories*  
*Elementary and secondary school education: federal government grants in lieu of school taxes*  
*Federal schools: federal government funding, by type of school, by provinces and territories*  
*Special education: federal government funding, by type of school, by provinces and territories*  
*Education and training: financial data on federal government departments and agencies, commissions and crown corporations and others involved in support of education, by data detail*  
*Education: total expenditures and percentage share or contribution of federal government as direct source of fund, by provinces and territories*  
*University income sources: operating, capital, sponsored research, etc., federal government share or contributions*  
*Education and training: federal government expenditures in support, as related to selected socio-economic indicators*

**NOTES:**

Population Size: 85 departments and agencies can be broken down into about 115 programs related to education and training.

**COLLECTION:**

**START DATE:**  
1982-83

**REFERENCE PERIOD:**  
Fiscal year

**DATA COLLECTION METHOD(S):**  
90% Self-completion, mail out/mail back; 10%  
Extraction from administrative files

**FREQUENCY:**  
Annual

**TYPE OF SURVEY:**  
Census

**COLLECTION PERIOD:**  
From January to March

**POPULATION:**

**TARGET UNIVERSE:**  
Federal government departments, agencies, commissions, boards and crown corporations listed in schedule A and B of the Financial Administration Act and in schedule 1, parts 1 and 2 of the Public Service Staff Relations Act

**POPULATION SIZE:**  
85 (See NOTES)

**STATISTICAL UNITS:**  
Federal departments and agencies

**CLASSIFICATION:**

**GEOGRAPHIC COVERAGE:**  
Canada

**SIC COVERAGE:**  
SIC-E 1980 - 81 (part of)

**DISSEMINATION:**

**RELEASE TIME:**  
1 year after the reference fiscal year

**CANSIM CROSS-CLASSIFIED:**  
0590102;0590305

**GEOGRAPHIC UNITS DISSEMINATED:**  
Canada; Provinces; Territories

**PUBLICATIONS (CATALOGUED):**  
81-002; 81-208; 81-220; 81-229; 81-560

**CONTACT PERSON:** *Bernard Bourgoin; (613) 951-1506; Project Manager (Acting);  
Education, Culture and Tourism Division*



**53-3141 Provincial Expenditures on Education in Reform and Correctional Institutions**

This annual survey collects data on the number of teachers and total salaries paid to teachers in provincial reform and correctional institutions.

**MAIN TOPICS:**

*Special education: reform schools and correctional institutions, provincial expenditures, by institutional, offender and teacher characteristics for Canada, provinces and territories*

*Reform schools and correctional institutions: teachers and instructors, by type of instruction, by type of students, offenders taught or instructed, and by full-time or part-time status*

*Reform schools and correctional institutions, salaries paid, by type of instruction, by type of students, offenders taught or instructed, and by full-time or part-time status*

**COLLECTION:****START DATE:**

1970-71

**REFERENCE PERIOD:**

Fiscal year

**DATA COLLECTION METHOD(S):**

100% Self-completion, mail out/mail back

**FREQUENCY:**

Annual

**TYPE OF SURVEY:**

Census

**COLLECTION PERIOD:**

From September to November

**POPULATION:****TARGET UNIVERSE:**

Provincial or territorial government departments responsible for correctional services, excluding Quebec and Yukon

**POPULATION SIZE:**

10

**STATISTICAL UNITS:**

Provincial or territorial government department responsible for correctional services

**CLASSIFICATION:****GEOGRAPHIC COVERAGE:**

Canada (except Quebec and Yukon)

**SIC COVERAGE:**

SIC-E 1980 - 8222

**DISSEMINATION:****RELEASE TIME:**

15 months after the reference fiscal year

**CANSIM MATRICES:**

590205;590305

**GEOGRAPHIC UNITS DISSEMINATED:**

Newfoundland; Nova Scotia; New Brunswick; Prince Edward Island; Ontario; Manitoba; Saskatchewan; Alberta; British Columbia; Northwest Territories

**PUBLICATIONS (CATALOGUED):**

81-208

**CONTACT PERSON:** *Michael Ward; (613) 951-1502; Chief of Operations, Finance Section; Education, Culture and Tourism Division*

## 53-3142 Report on Full-time Enrolment in Trade/Vocational Training Programs

This survey collects annual data on enrolments and graduates of trade/vocational programs in Canada.

### MAIN TOPICS:

*Public trade and vocational training schools: enrolment and education statistics, by sex, by programme type, by field of study, by subject specialty, by name of programme, by programme duration, by sponsorship, by enrolment status detail, by unsuccessful or successful completions detail, for Canada, provinces and territories*

*Pre-employment or pre-apprenticeship vocational programmes: full-time enrolment and successful completions or graduates, by field of study, by sex, for Canada, provinces and territories*

*Registered apprenticeship programmes: full-time enrolment and successful completions or graduates, by field of study, by sex, for Canada, provinces and territories*

*Pre-vocational academic up-grading or basic training for skill development (B.T.S.D.) programmes: full-time enrolment and successful completions or graduates, by field of study, by sex, for Canada, provinces and territories*

*Language training programmes: full-time enrolment and successful completions or graduates, by field of study, by sex, for Canada, provinces and territories*

*Skill upgrading programmes: full-time enrolment and successful completions or graduates, by field of study, by sex, for Canada, provinces and territories*

*Basic job readiness training programmes: full-time enrolment and successful completions or graduates, by field of study, by sex, for Canada, provinces and territories*

*Orientation programmes: full-time enrolment and successful completions or graduates, by field of study, by sex, for Canada, provinces and territories*

*Special training programmes: full-time enrolment and successful completions or graduates, by field of study, by sex, for Canada, provinces and territories*

*Trade and vocational training programmes: student or enrolment sponsorships by Employment and Immigration Canada, by type of programme, for provinces and territories*

*Trade and vocational training programmes: percentage distribution of successful completions of graduates, by sex and by programme type, Canada*

### NOTES:

- 1) Population Size: 7,579 (1983-84), 7,582 (1984-85), 9,614 (1985-86), 10,190 (1986-87), 10,037 (1987-88).
- 2) Data Collection Method(s): The breakdown provided is by reporting units (i.e. institutions), not programs.
- 3) Other Coverage Classifications: The survey identifies programs by type of program and major fields of study.

### COLLECTION:

#### START DATE:

1983/84

#### REFERENCE PERIOD:

Academic year

#### DATA COLLECTION METHOD(S):

70% Extraction from administrative files; 30% Self-completion, mail out/mail back (See NOTES)

#### FREQUENCY:

Annual

#### TYPE OF SURVEY:

Census

#### COLLECTION PERIOD:

From October to May

POPULATION:**TARGET UNIVERSE:**

All trade/vocational programs offered in public institutions in Canada

**POPULATION SIZE:**

10,037 (See NOTES)

**STATISTICAL UNITS:**

Trade/vocational program

CLASSIFICATION:**GEOGRAPHIC COVERAGE:**

Canada

**OTHER COVERAGE:**

See NOTES

**GEOGRAPHIC CODING - MICRO DATA:**

Province/territory code

DISSEMINATION:**RELEASE TIME:**

1 year after the reference academic year

**SOURCES FOR CUSTOMISED PRODUCTS:**

Name:

Number of variables: 9

**GEOGRAPHIC UNITS DISSEMINATED:**

Canada; Provinces; Territories

Main variables: Type of program, Name of program, Program duration, Sponsorship, Enrolments, Discontinuations, Transfers, Completions

Number still enrolled at end of reporting period

**PUBLICATIONS (CATALOGUED):**

81-002

**OTHER STATISTICAL DATA PRODUCTS:**

Customised tabulation or data file

**REFERENCE DOCUMENTS:**

"Trade/Vocational Survey Glossary of Terminology"

"Trade and Vocational Enrolment Survey General Instructions and Manual Editing Procedures"

"Record Layout for the Trade/Vocational Enrolment Survey"

CONTACT PERSON: *Karl Skof; (613) 951-1529; Analyst;  
Education, Culture and Tourism Division*

**53-3144 Education Price Index - Elementary and Secondary Level (EPINDEX)**

The Education Price Index (EPINDEX) is an annual input price index that measures price changes of a fixed basket of goods and services purchased by school boards.

**MAIN TOPICS:**

*Elementary and secondary level of education: education price index (EPI) 1981=100, national and provincial trends Education price index (EPI) 1981=100 and its two main component sub-indices (indexes), and their annual growth rates, for Canada, provinces and territories*



*Consumer price index (CPI) 1981=100, and level and annual growth of education price index (EPI) and its main components, 1981=100, comparative statistics*

**COLLECTION:**

**START DATE:**

1971

**REFERENCE PERIOD:**

Calendar year

**TYPE OF SURVEY:**

Sample (for teachers' salary scales in 4 provinces);  
Census (in other 6 provinces)

**FREQUENCY:**

Annual

**POPULATION:**

**TARGET UNIVERSE:**

Commodities (goods and services) purchased by  
school boards as part of current spending

**STATISTICAL UNITS:**

Commodity

**CLASSIFICATION:**

**GEOGRAPHIC COVERAGE:**

Provinces

**SIC COVERAGE:**

SIC-E 1980 - 8511, 8521, 8531

**DISSEMINATION:**

**RELEASE TIME:**

6 months after the reference calendar year

**CANSIM MATRICES:**

590304

**GEOGRAPHIC UNITS DISSEMINATED:**

Provinces

**PUBLICATIONS (CATALOGUED):**

81-002; 81-208; 81-220; 81-229

**CANSIM CROSS-CLASSIFIED:**

00590304

**CONTACT PERSON:** *Claudio Pagliarello; (613) 951-1508; Project Officer;  
Education, Culture and Tourism Division*

**53-3146 Survey of Financial Statistics of Community Colleges and Vocational Schools**

This annual survey collects data on revenue and expenditures from community colleges and vocational schools in Canada.

**MAIN TOPICS:**

*Post-secondary non-university education: community colleges and vocational schools, financial statistics by data detail, for Canada, provinces, territories, foreign and overseas areas*



*Community colleges and vocational schools: operating and capital income, by type and by source*  
*Community colleges and vocational schools: operating and capital expenditures, by function and by type*  
*Community colleges and vocational schools: direct instruction expenditures, by programme cost group*  
*Community colleges and vocational schools: ancillary enterprises, operating and capital income, operating and capital expenditures, by type of enterprise*  
*Community colleges and related institutions: expenditures, by type of expenditure and by direct source of funds*  
*Vocational training: revenue by source, and expenditures by direct source of funds, for Canada, provinces, territories, foreign and overseas areas*  
*Vocational training: expenditures, by programme and direct source of funds, for Canada, provinces, territories, foreign and overseas areas*  
*Human resource training programmes: federal, provincial, municipal government expenditures, by provinces, territories and overseas areas*  
*Private business colleges and private trade schools: direct sources of funds, by provinces, territories and overseas areas*

**COLLECTION:**

**START DATE:**  
1982/83

**REFERENCE PERIOD:**  
Fiscal Year

**DATA COLLECTION METHOD(S):**  
80% Self-completion, mail out/mail back; 20%  
Self-completion in machine readable form

**FREQUENCY:**  
Annual

**TYPE OF SURVEY:**  
Census

**COLLECTION PERIOD:**  
From April to July

**POPULATION:**

**TARGET UNIVERSE:**  
All private and public non-degree granting institutions that offer educational programs at post-secondary level and/or at the trade and vocational level, excluding private trade and vocational institutions

**POPULATION SIZE:**  
140

**STATISTICAL UNITS:**  
Establishment

**CLASSIFICATION:**

**GEOGRAPHIC COVERAGE:**  
Canada

**SIC COVERAGE:**  
SIC-E 1980 - 8521

**DISSEMINATION:**

**RELEASE TIME:**  
1 1/2 years after the reference fiscal year

**CANSIM MATRICES:**  
590203;590204;590205

**GEOGRAPHIC UNITS DISSEMINATED:**  
Canada; Provinces; Territories

**PUBLICATIONS (CATALOGUED):**  
81-002; 81-208; 81-220; 81-229; 81-560

**CONTACT PERSON:** *Bernard Bourgois; (613) 951-1506; Project Manager;  
Education, Culture and Tourism Division*

**53-3147 Continuing Education Survey (COED)**

This annual survey collects data related to enrolment or registrations in continuing education programs or courses in Canadian universities.

**MAIN TOPICS:**

- Continuing education, non-degree or non-credit programmes in Canadian universities: course registration statistics, by programme and by registrant, enrollee or student characteristics, for Canada, provinces and territories*
- Continuing education: course registration or enrolment, by programme field of study for Canada, provinces and territories*
- Continuing education: course registration or enrolment, total and percentage, by sex, by province and territory*
- Continuing education: course registration or enrolment, total and percentage, by course type, Canada*
- Continuing education: course registration or enrolment, total and percentage, by instructional technique, Canada*
- Continuing education: course registration or enrolment, total and percentage, by programme field of study, Canada*
- Foreign students in continuing education in Canadian universities, registration statistics, by programme field and student characteristics*
- Women in continuing education in Canadian universities, registration statistics, by programme field and student characteristics*
- Handicapped: special programmes for continuing education in universities, registration statistics in number and percentage*
- Professional development courses, continuing education, registration statistics*

**NOTES:**

Population Size: There are approximately 300,000 course registrations in continuing education programs.

**COLLECTION:****START DATE:**

1985-86

**REFERENCE PERIOD:**

Academic year (12 month period)

**DATA COLLECTION METHOD(S):**

60% Self-completion, mail out/mail back; 40%  
Extraction from administrative files

**FREQUENCY:**

Annual

**TYPE OF SURVEY:**

Census

**COLLECTION PERIOD:**

From January to March

**POPULATION:****TARGET UNIVERSE:**

Canadian universities that offer continuing education programs (not for credit toward university degree or recognized toward a diploma or certificate awarded by continuing education unit or professional association or other organisation)

**POPULATION SIZE:**

85 (See NOTES)

**STATISTICAL UNITS:**

University

CLASSIFICATION:**GEOGRAPHIC COVERAGE:**

Canada

**SIC COVERAGE:**

SIC-E 1980 - 8531

**GEOGRAPHIC CODING - MICRO DATA:**

Province

DISSEMINATION:**RELEASE TIME:**

1 year after the reference academic year

**OTHER STATISTICAL DATA PRODUCTS:**

Standard tabulation or data file -

Name: Education, Culture and Tourism Division  
(ECTD) Master FilesMethod(s) of dissemination: a) Hard copy/printout,  
b) Diskette

Customised tabulation or data file

**GEOGRAPHIC UNITS DISSEMINATED:**

Provinces; Institutions

**PUBLICATIONS (CATALOGUED):**

81-002

**SOURCES FOR CUSTOMISED PRODUCTS:**Name: Education, Culture and Tourism Division  
(ECTD) Master Files

Number of variables: 10

Main variables: Institution and field of study

CONTACT PERSON: Manon Monette; (613) 951-1666; Analyst;  
Education, Culture and Tourism Division

---

**53-3151 Human Resource Training and Development**

This one time only survey collects information on the amount, type and methods of training taking place in private industry.

**MAIN TOPICS:**

*Private industry sector, human resource training and development statistics*

*Company profiles, by principal business activity, by organizational status, by location, by number and type of paid employees*

*Human resource planning, forecasting in advance, months and years, number of employees required and years such forecasting is performed, basis for projecting workforce requirements, basis for assessing availability of workers, and reasons for not estimating in advance employees or workforce requirements*

*Organization of human resource training and development, provision of company's formal training for non-employees of the company, and number of non-employees participating*

*Formal training provision for company employees, by nature of training supplied, by company's objectives in sponsoring formal training, by employees, full-time and part-time, involved in development and delivery of formal training, by reasons for not having budget provision, and by training expense coverage in budget provision*

*Company formal training programmes for employees, data on introduction of new technologies and processes required in training*

*Training assistance programmes used, by type*



*Employee training programmes, reasons for not meeting training needs  
 Company's knowledge of and participation in Employment and Immigration Canada's Canadian Job Strategy  
 Programmes, by type of programme used or programme preferred for using again  
 Company employee participation in formal training, by function or occupational groups, by type of formal training,  
 by number of employees participating, by training period, and expenditures on formal training provided  
 Formal training activities, data on total employees, training budget, and trainees during a specific period, by  
 provinces and territories*

**NOTES:**

Population Size: 870,000 employers (from Business Register) = 7,000 multi-establishments + 863,000 single establishments.

**COLLECTION:**

**START DATE:**  
1987

**REFERENCE PERIOD:**  
1987

**DATA COLLECTION METHOD(S):**  
100% Self-completion, mail out/mail back

**FREQUENCY:**  
One time only

**TYPE OF SURVEY:**  
Sample

**COLLECTION PERIOD:**  
From February to September 1988

**POPULATION:**

**TARGET UNIVERSE:**  
All active employers in specified industries

**STATISTICAL UNITS:**  
Active employer

**POPULATION SIZE:**  
870,000 (See NOTES)

**CLASSIFICATION:**

**GEOGRAPHIC COVERAGE:**  
Canada

**SIC COVERAGE:**  
SIC-E 1980 - All industries (except 81, 82, 83, 84,  
85, 86, 981, 985, 97)

**DISSEMINATION:**

**RELEASE TIME:**  
October 1989

**PUBLICATIONS (CATALOGUED):**  
81-574

**GEOGRAPHIC UNITS DISSEMINATED:**  
Canada

**CONTACT PERSON:** *Doug Higgins; (613) 951-5870; Chief, Projections and Analysis;  
 Education, Culture and Tourism Division*



### 53-3154 Registered Apprenticeship Training

This survey compiles annual information about registered apprenticeship training programs such as number of registrations and number of journeymen certificates granted with and without Interprovincial Standards Seal.

**MAIN TOPICS:**

*Registered apprenticeship training for trades with or without Interprovincial Standards Examination: enrolment and graduation statistics*

*Apprenticeship training: apprentices, registration detail: by trade program, by programme duration, and by sex*  
*Journeymen certificates granted with or without Interprovincial Standards Seal, by trade*

**NOTES:**

Start Date: Files prior to 1986 are with Employment and Immigration Canada.

COLLECTION:

**START DATE:**

1985 (See NOTES)

**REFERENCE PERIOD:**

Calendar year

**DATA COLLECTION METHOD(S):**

100% Extraction from administrative files

**FREQUENCY:**

Annual

**TYPE OF SURVEY:**

Census

POPULATION:

**TARGET UNIVERSE:**

All registered apprenticeship programs, including in-class and on-the-job training

**POPULATION SIZE:**

12

**STATISTICAL UNITS:**

Registered apprenticeship program

CLASSIFICATION:

**GEOGRAPHIC COVERAGE:**

Canada

**SIC COVERAGE:**

SIC-E 1980 - Divisions E,F,G,J (part of - trades)

**GEOGRAPHIC CODING - MICRO DATA:**

Province/territory code

DISSEMINATION:

**RELEASE TIME:**

1 year after the reference calendar year

**MICRO DATA PRODUCTS:**

Standard - available on demand

Name: Registered Apprenticeship Training Program  
 Tables

Method(s) of dissemination: Diskette

**GEOGRAPHIC UNITS DISSEMINATED:**

Canada; Provinces; Territories

**SOURCES FOR CUSTOMISED PRODUCTS:**

Name: Internal file "Apprent"

Number of variables: 11

Main variables: Apprenticeship program, Duration, Sex, Number already registered at the start of the year, Number registered during the year, Reinstatements, Discontinuations,

Completions, Number still registered at the end of the year, Journeymen certificates granted with Interprovincial Standards Seal, Journeymen certificates granted without Interprovincial Standards Seal

**CONTACT PERSON:** *Karl Skof; (613) 951-1529; Analyst;  
Education, Culture and Tourism Division*

---

**54-2413 Film, Video and Audio-Visual Production Survey**

This annual survey collects production and operating data from film, video and audio-visual production companies in Canada.

**MAIN TOPICS:**

*Film, video and audio-visual production: statistical profiles, on business, employment, financial, production and sales activities*

*Film producers: firms, by legal status and by country of controlling interest or financial control*

*Film producers: data on firms, working proprietors, paid employees, and salaries, by province of production company*

*Film producers: financial statistics, data detail on firms, revenue by source, expenses by type, profit or loss and profit margin, for Canada, and for province or region of the production company*

*Cinematographic productions: sales and rental revenues, by type of market, by domestic and foreign earnings*

*Theatrical feature films and theatrical short films: sales and rental revenues, by domestic and foreign earnings, for Canada, provinces or regions of production company*

*Television commercials and television programmes: sales and rental revenues, by domestic and foreign earnings, for provinces or regions of production company*

*Music videos: sales and rental revenues, by domestic and foreign earnings, for provinces or regions of production company*

*Non-theatrical films: sales and rental revenues, by domestic and foreign earnings, for provinces or regions of production company*

*Film producers: number of films and operating revenue, by class of customer, for Canada and for provinces and regions of production company*

*Films, videos and audio-visuals: production by type of product, for Canada, and for provinces or regions of production company*

*Films, videos and audio-visuals: production, by type of product, by language and by format, Canada*

**COLLECTION:****START DATE:**

1952

**REFERENCE PERIOD:**

Fiscal year

**DATA COLLECTION METHOD(S):**

100% Self-completion, mail out/mail back

**FREQUENCY:**

Annual

**TYPE OF SURVEY:**

Census

**COLLECTION PERIOD:**

From May to November

**POPULATION:****TARGET UNIVERSE:**

All film, video and audio-visual producers in Canada

**POPULATION SIZE:**

602

**STATISTICAL UNITS:**

Establishment

CLASSIFICATION:

**GEOGRAPHIC COVERAGE:**  
Canada; Provinces

**SIC COVERAGE:**  
SIC-E 1980 - 9611

DISSEMINATION:

**RELEASE TIME:**  
12 to 15 months after the reference fiscal year

**SOURCES FOR CUSTOMISED PRODUCTS:**  
Name: Production Survey Master File  
Number of variables: 120

**GEOGRAPHIC UNITS DISSEMINATED:**  
Provinces; Regions of production companies

Main variables: Number of productions, Production revenue, Operating expenses (breakdowns), Salaries and wages, Operating revenue (breakdowns), Type of production, Customer category, Sources of financing, Origin of financial control, Employment

**PUBLICATIONS (CATALOGUED):**  
63-233; 87-004; 87-204

**OTHER STATISTICAL DATA PRODUCTS:**  
Customised tabulation or data file  
Customised simulations, forecasts, etc.  
Customised analytical studies

CONTACT PERSON: Sharon M. Boyer; (613) 951-1573; Project Manager;  
Education, Culture and Tourism Division

**54-2414 Film, Video and Audio-Visual Distribution and Videocassette Wholesaling Survey**

This survey collects annual operation and distribution data from film, video and audio-visual distribution establishments and videocassette wholesalers in Canada.

**MAIN TOPICS:**

*Films, videos and audio-visuals: statistical profiles on business, employment, financial, sales and distribution activities*

*Film and video distributorships: by organizational legal status and by country of financial control*

*Film and video distributors: firms, employees, salaries and benefits, by location of head office, revenue of group and financial control of the distributor*

*Film and video distributors: revenue and expenses, by location of head office, by revenue of group, and financial control of the distributor*

*Film and video tape production: sales and rental revenues, by market, by location of head office, revenue group and financial control of distributor*

*Film and video production: royalties, rentals and commissions paid by distributors to producers, by origin of copyright ownership and location of head office and financial control of distributor*

*Film and video production: distribution, by language of production and location of head office*

*Film and video production: distribution, by type and language of production, and by market and financial control of distributor*

*Theatrical features: data detail, by financial control of distributor and copyright origin of production*

*Theatrical market: distribution statistics by type, language of production, and financial control of distributor*

*Free television market: distribution statistics by type, language of production, and financial control of distributor*



*Non-theatrical market: distribution statistics by type, language of production, and financial control of distributor*  
*Pay television market: distribution statistics by type, language of production, and financial control of distributor*  
*Home video market: distribution statistics by type, language of production, and financial control of distributor*

**COLLECTION:****START DATE:**

1930

**REFERENCE PERIOD:**

Fiscal year

**DATA COLLECTION METHOD(S):**

100% Self-completion, mail out/mail back

**FREQUENCY:**

Annual

**TYPE OF SURVEY:**

Census

**COLLECTION PERIOD:**

From May to October

**POPULATION:****TARGET UNIVERSE:**

All film, video and audio-visual distributors and videocassette wholesalers in Canada

**POPULATION SIZE:**

182

**STATISTICAL UNITS:**

Establishment

**CLASSIFICATION:****GEOGRAPHIC COVERAGE:**

Canada

**SIC COVERAGE:**

SIC-E 1980 - 9612

**DISSEMINATION:****RELEASE TIME:**

12 to 15 months after the reference fiscal year

**OTHER STATISTICAL DATA PRODUCTS:**

Customised tabulation or data file  
 Customised simulations, forecasts, etc.  
 Customised analytical studies

**GEOGRAPHIC UNITS DISSEMINATED:**

Provinces; Regions

**SOURCES FOR CUSTOMISED PRODUCTS:**

Name: Distribution Master File

Number of variables: &lt; 100

Main variables: Origin of financial control, Numbers of productions, Operating expenses, Operating revenues, Revenue from distribution of productions, Market, Country of origins of production, Employment

**CONTACT PERSON:** *Sharon M. Boyer; (613) 951-1573; Project Manager;  
 Education, Culture and Tourism Division*

## 54-2415 Motion Picture Laboratory Operations and Production and Post-Production Services

This annual survey collects employment and financial data from businesses involved in motion picture laboratory operations and production and post-production services in Canada.

### MAIN TOPICS:

*Film industry, production and operational statistics*  
*Motion picture laboratories, operations, production and postproduction services*  
*Videotape production*  
*Audio-visual (multi-image) production*  
*Video cassette and disk production*  
*Organization, by form/legal status*  
*Organization, by type of establishment, by revenue size group*  
*Employment, by category*  
*Revenue, by source*  
*Expenses, by type*  
*Production, by type of production and language of film*  
*Client base, by class of customer*

### COLLECTION:

**START DATE:**  
1952

**REFERENCE PERIOD:**  
Fiscal year

**DATA COLLECTION METHOD(S):**  
100% Self-completion, mail out/mail back

**FREQUENCY:**  
Annual

**TYPE OF SURVEY:**  
Census

**COLLECTION PERIOD:**  
From June to October

### POPULATION:

**TARGET UNIVERSE:**  
Motion picture laboratory operations, production and post-production services

**POPULATION SIZE:**  
148

**STATISTICAL UNITS:**  
Establishment

### CLASSIFICATION:

**GEOGRAPHIC COVERAGE:**  
Canada

**SIC COVERAGE:**  
SIC-E 1980 - 9613

**GEOGRAPHIC CODING - MICRO DATA:**  
Postal codes

DISSEMINATION:**RELEASE TIME:**

12-15 months after the reference period

**OTHER STATISTICAL DATA PRODUCTS:**

Customised tabulation or data file

**GEOGRAPHIC UNITS DISSEMINATED:**

Canada

**SOURCES FOR CUSTOMISED PRODUCTS:**

Name: Survey of Motion Picture Laboratory and Production and Post-Production Services

**PUBLICATIONS (CATALOGUED):**

63-206; 63-233; 87-001; 87-204; 87-510

Number of variables: 12

Main variables: Sources of receipts (film printing, film processing, production and post-production services), Number of full and part-time employees, Salaries

CONTACT PERSON: Sharon M. Boyer; (613) 951-1573; Project Manager;  
Education, Culture and Tourism Division

**54-3104 Annual Survey of Public Libraries**

This survey collects annual data from all public libraries in Canada.

**MAIN TOPICS:**

*Public libraries, holdings, services, employment and financial and other library related statistics*

*Public libraries, by type, by system, by locations and service points, by computerized access and population served data*

*Public library holdings, by category of material, services by type, reference transactions by detail, circulation and inter-library loan transactions by source or origin, and destination, on domestic and international scales*

*Public library physical facilities and regular library hours of operation*

*Public library personnel, by employee category*

*Public library financial statistics on operating revenue by source, and operating expenses by type*

**NOTES:**

1) Statistical Units: One library board may have multiple service points (e.g. libraries, bookmobiles)

2) Data Collection Method(s) and Questionnaires: The provincial/territorial government departments responsible for public libraries actually contact and collect the data from the library boards, and provide the data to Statistics Canada. Some provinces use the Statistics Canada questionnaire. Other provinces use their own questionnaires. Some provinces provide the data to Statistics Canada in machine readable form. Statistics Canada may contact individual library boards directly if necessary for follow-up.

COLLECTION:**START DATE:**

1972

**TYPE OF SURVEY:**

Census

**DATA COLLECTION METHOD(S):**

See NOTES

**REFERENCE PERIOD:**

Calendar year; Fiscal year

**FREQUENCY:**

Annual

**COLLECTION PERIOD:**

From January to December and from April to March

POPULATION:**TARGET UNIVERSE:**

All public library boards in Canada

**STATISTICAL UNITS:**

Public library service points (See NOTES)

**POPULATION SIZE:**

247: Reporting units (library boards)

CLASSIFICATION:**GEOGRAPHIC COVERAGE:**

Canada

**SIC COVERAGE:**

SIC-E 1980 - 8541

**GEOGRAPHIC CODING - MICRO DATA:**

Postal codes

DISSEMINATION:**RELEASE TIME:**

9 to 10 months after the reference fiscal year

**OTHER STATISTICAL DATA PRODUCTS:**

Standard tabulation or data file -

Name: Public Libraries

Method(s) of dissemination: a) Hard copy/printout,  
b) Diskette, c) Tape

Customised tabulation or data file

**GEOGRAPHIC UNITS DISSEMINATED:**

Canada; Provinces; Territories; Census metropolitan areas

**CANSIM CROSS-CLASSIFIED:**

00600101;00600102;00600103;00600104;00600105;00600106;00600107;00600108;00600109;00600110

**SOURCES FOR CUSTOMISED PRODUCTS:**

Name: Public Libraries

Number of variables: Approx. 30

Main variables: Public libraries by type and by population served, Collection by type (book, periodical, microform and audio-visual materials), Personnel by type, Circulation, Inter-library loans by origin and destination, Income by source, Expenditures by type

**PUBLICATIONS (CATALOGUED):**

87-004; 87-205

**MICRO DATA PRODUCTS:**

Standard - available on demand

Name: Public Libraries

Method(s) of dissemination: a) Hard copy/printout,  
b) DisketteCONTACT PERSON: *Hélène Aylwin; (613) 951-1562; Project Manager, Library Surveys; Education, Culture and Tourism Division***54-3105 Survey of Book Publishers and Exclusive Agents**

This survey provides information on the production and performance of publishers operating in Canada.



**MAIN TOPICS:**

*Book publishers and exclusive agents, financial, employment, market share and operational statistics*  
*Company ownership and financial control, by country, and organization, by legal status, and by type of business*  
*Titles published and reprinted, by format category, by commercial category, by citizenship of authors*  
*Frontlist titles, new and reprinted, and backlist titles, net sales value*  
*Publisher's own titles, new value of sales in Canada, export sales and other foreign sales*  
*Titles sold as exclusive agents, net value of sales in Canada, export sales, and other foreign sales, for Canadian and foreign publishers*  
*Publisher's own and agency titles, net sales value, by sales destination, sales in Canada, export sales and other foreign sales, by language*  
*Publisher's own titles, net sales value, by commercial category, by origin of titles, by citizenship of author, for sales in Canada, export sales and other foreign sales*  
*Exclusive agency sales in Canada, by commercial category, by citizenship of authors*  
*Titles, total, sold in Canada, net sales value, by customer category*  
*Organization's royalty expenses from sales of titles, to authors, translators, etc. Organisation's revenue from sale of subsidiary rights*  
*Organization's expenses from sale of subsidiary rights, by type of expense*  
*Publishing organizations, non-repayable financial aid awarded, by source, (government, agency)*  
*Publisher's own and agency titles, cost of titles sold, by type of expense or cost*  
*Publishing organizations, unincorporated, working owners or partners, and their remunerations*  
*Employees, salaries of own staff and outside fees, by category of personnel, by function*  
*Non-book publishing and non-exclusive agency activities, total revenue, total direct expenses, by type of activity*  
*Income statement, data detail, by revenue, cost of sales, operating expenses, net profit or loss, and retained earnings or owner's equity*  
*Balance sheet data detail, by assets, current and long term, by liabilities, current and long term, and shareholders' equity and owner's equity*

**NOTES:**

SIC Coverage: Cross SIC coverage (eg. Publishing, Printing and Publishing, Wholesaling, Retailing).

**COLLECTION:****START DATE:**

1972/73

**REFERENCE PERIOD:**

Fiscal year

**DATA COLLECTION METHOD(S):**

100% Self-completion, mail out/mail back

**FREQUENCY:**

Annual

**TYPE OF SURVEY:**

Census

**COLLECTION PERIOD:**

From May to October

**POPULATION:****TARGET UNIVERSE:**

All book publishers in Canada having titles in print and revenue from publishing activity of \$50,000 or more and exclusive agents having sales of books of \$50,000 or more

**POPULATION SIZE:**

375

**STATISTICAL UNITS:**

Publisher and exclusive agent (company, establishment)

CLASSIFICATION:

**GEOGRAPHIC COVERAGE:**  
Canada

**SIC COVERAGE:**  
Various (See NOTES)

DISSEMINATION:

**RELEASE TIME:**  
12 to 13 months after the reference fiscal year

**OTHER STATISTICAL DATA PRODUCTS:**  
Standard tabulation or data file -  
Name: Revised data from 1981-82 to current survey  
Method(s) of dissemination: Hard copy/printout  
Customised tabulation or data file

**GEOGRAPHIC UNITS DISSEMINATED:**  
Canada; Provinces; Territories

**PUBLICATIONS (CATALOGUED):**  
87-001; 87-210; 87-004

**SOURCES FOR CUSTOMISED PRODUCTS:**  
Name: Book Publishing  
Number of variables: 15-20  
Main variables: Sales - production, Origin of control, Language of firm, Size of firm, Province, Type of activity, Type of product

**PUBLICATIONS (NON-CATALOGUED):**  
Sets of tables: Revised 1981-82 to 1986-87

**REFERENCE DOCUMENTS:**  
87-210

CONTACT PERSON: *Michel Frève; (613) 951-1563; Survey Manager; Education, Culture and Tourism Division*

**54-3107 Survey of Heritage Institutions**

This annual survey collects information concerning the finances, attendance, personnel and operating hours of non-profit heritage institutions and nature parks (only those with interpretation programs) in Canada.

**MAIN TOPICS:**

*Heritage institutions, by primary and secondary function*  
*Museums, financial, employment and attendance operating statistics*  
*Art galleries, financial, employment and attendance operating statistics*  
*Archives, financial, employment and attendance operating statistics*  
*Nature parks or conservation areas, financial, employment and attendance operating statistics*  
*Historic sites, financial, employment and attendance operating statistics*  
*Exhibition centres, financial, employment and attendance operating statistics*  
*Planetariums, financial, employment and attendance operating statistics*  
*Observatories, financial, employment and attendance operating statistics*  
*Aquariums, financial, employment and attendance operating statistics*  
*Zoos, financial, employment and attendance operating statistics*  
*Botanical gardens, arboretums, and conservatories, financial, employment, attendance and operating statistics*  
*Heritage institutions, by governing authority*  
*Heritage institutions, by type*  
*Heritage institutions, financial statistics, operating and capital revenues, by source and operating and capital expenses, by type*  
*Heritage institutions, personnel statistics, by type of employees*

COLLECTION:**START DATE:**

1938

**DATA COLLECTION METHOD(S):**

100% Self-completion, mail out/mail back

**TYPE OF SURVEY:**

Census

**REFERENCE PERIOD:**

Financial year (ending between April of one year and March of the following year)

**FREQUENCY:**

Annual

**COLLECTION PERIOD:**

From September to December

POPULATION:**TARGET UNIVERSE:**

All heritage institutions and parks (with interpretation programs) which are open to the public excluding those which operate as profit-making endeavours.

**POPULATION SIZE:**

2,500

**STATISTICAL UNITS:**

Heritage institution

CLASSIFICATION:**GEOGRAPHIC COVERAGE:**

Canada

**SIC COVERAGE:**

SIC-E 1980 - 6593, 8551, 9696, 9699 (part of)

**GEOGRAPHIC CODING - MICRO DATA:**

Census metropolitan areas (CMA)

DISSEMINATION:**RELEASE TIME:**

18 to 20 months after the reference financial year

**OTHER STATISTICAL DATA PRODUCTS:**

Standard tabulation or data file -

Name: Survey of Heritage Institutions

Method(s) of dissemination: a) Hard copy/printout,  
b) Diskette

Customised tabulation

**GEOGRAPHIC UNITS DISSEMINATED:**

Canada; Provinces; Territories; Census metropolitan areas - selected

**PUBLICATIONS (CATALOGUED):**

87-001; 87-004; 87-207

**SOURCES FOR CUSTOMISED PRODUCTS:**

Name: Survey of Heritage Institutions

Number of variables: Approx. 30

Main variables: Primary and secondary function, Attendance, Governing authority, Area of institution, Admission charges, Personnel, Finances

**MICRO DATA PRODUCTS:**

Customised - user defined

CONTACT PERSON: Erika Dugas; (613) 951-1568; Project Manager;  
Education, Culture and Tourism Division



## 54-3108 Performing Arts Survey

This annual survey provides statistical information concerning the finances, personnel, performances and attendance of professional non-profit Canadian performing art companies.

### MAIN TOPICS:

*Performing arts, by main area of activity or function*

*Theatre, financial, employment, and operational statistics*

*Dance: ballet, modern, etc., financial, employment, and operational statistics*

*Music: instrumental and choral, operas, etc., financial, employment, and operational statistics*

*Performing arts company, by organizational status*

*Performing arts company, by legal status*

*Performing arts, number of performances and attendance, by type of performance*

*Performances, by Canadian, non-Canadian content*

*Tour performances, number of weeks spent on tour, by geographic location*

*Performing arts company facilities, owned or rented, by type of space*

*Performing arts personnel, wages, salaries, fees and benefits and weeks worked, by category of employee*

*Guest artists, Canadian and foreign, remuneration paid, by country of origin*

*Performing arts, financial statistics on operating revenue, by source, and operating expenses, by type*

### COLLECTION:

#### START DATE:

1967

#### REFERENCE PERIOD:

Financial year (ending between September 1 and August 31)

#### DATA COLLECTION METHOD(S):

100% Self-completion, mail out/mail back

#### FREQUENCY:

Annual

#### TYPE OF SURVEY:

Census

#### COLLECTION PERIOD:

From September to February

### POPULATION:

#### TARGET UNIVERSE:

All professional non-profit theatre, music, dance and opera companies

#### POPULATION SIZE:

500

#### STATISTICAL UNITS:

Performing arts company

### CLASSIFICATION:

#### GEOGRAPHIC COVERAGE:

Canada (excluding North-West Territories)

#### SIC COVERAGE:

SIC-E 1980 - 9631 (part of)

#### GEOGRAPHIC CODING - MICRO DATA:

7 digit SGC codes - 1986; CMA/CA



DISSEMINATION:**RELEASE TIME:**

16 months after the reference financial year

**GEOGRAPHIC UNITS DISSEMINATED:**

Provinces; Yukon; Census metropolitan areas - selected; Census agglomerations - selected

**PUBLICATIONS (CATALOGUED):**

87-001; 87-004; 87-209

**MICRO DATA PRODUCTS:**

Customised - user defined

**OTHER STATISTICAL DATA PRODUCTS:**

Standard tabulation or data file -

Name: Performing Arts

Method(s) of dissemination: a) Hard copy/printout,  
b) Diskette

Customised tabulation or data file

**SOURCES FOR CUSTOMISED PRODUCTS:**

Name: Performing Arts

Number of variables: Approximately 40

Main variables: Numbers and types of performances, attendance, number of weeks on tour, Earned revenue (revenue from single box office sales, subscriptions, guarantees, workshops, bar and concession sales, etc.), Unearned revenue (government grants, and private contributions), Types of expenditures (personnel, other production, facilities, administration, publicity and promotion), Surplus and deficit of companies at the beginning and the end of the fiscal year

CONTACT PERSON: *Mary Cromie; (613) 951-6864; Senior Analyst;  
Education, Culture and Tourism Division*

**54-3114 Television-Viewing Data Bank**

This annual survey collects data on television viewing in Canada, highlighting socio-economic and demographic characteristics of viewers, two years of age and over.

**MAIN TOPICS:**

*Television and telecommunications, statistical data by programme and television viewer characteristics*

*Television viewing, by programme characteristics*

*Television viewers, by demographic characteristics*

*Television programmes, by type*

COLLECTION:**START DATE:**

1982

**REFERENCE PERIOD:**

Week (based on a 3-week period during the fall)

**DATA COLLECTION METHOD(S):**

100% Extraction from administrative files

**FREQUENCY:**

Annual

**TYPE OF SURVEY:**

Sample

POPULATION:**TARGET UNIVERSE:**

Respondents to the Bureau of Broadcast Measurement (BBM) survey; Population of Canada (age 2+) excluding Yukon, Northwest Territories, residents of collective institutions (e.g. hospitals, prisons, etc.) and residents of Indian Reserves

**POPULATION SIZE:**

70,000

**STATISTICAL UNITS:**

Individual; Household

CLASSIFICATION:**GEOGRAPHIC COVERAGE:**

Provinces

**GEOGRAPHIC CODING - MICRO DATA:**

Postal codes; Cell structure which is generally compatible with CSD's

DISSEMINATION:**RELEASE TIME:**

5 months after the calendar year

**OTHER STATISTICAL DATA PRODUCTS:**

Standard tabulation or data file -  
Name: Television- Viewing Data Bank  
Method(s) of dissemination: a) Hard copy/printout,  
b) Diskette, c) Tape  
Customised Tabulation or data file

**GEOGRAPHIC UNITS DISSEMINATED:**

Provinces; Subprovincial regions - selected; Census divisions - selected; Census subdivisions - selected; Census metropolitan areas - selected; Census agglomerations - selected; Unique cell structure corresponding closely to CSDs

**SOURCES FOR CUSTOMISED PRODUCTS:**

Name: Television Viewing Data Bank  
Number of variables: 13+  
Main variables: Hours of television viewing by subject matter and other characteristics of programmes for all standard demographic groups

**PUBLICATIONS (CATALOGUED):**

87-001; 87-004; 87-208; 87-512

CONTACT PERSON: John Gordon; (613) 951-1565; Manager, Television Project; Education, Culture and Tourism Division

**54-3115 Sound Recording Survey - Production, Releases and Sales**

This annual survey collects data from all record/label companies in Canada about the sales and/or releases of records, pre-recorded tapes and compact discs manufactured from master tapes.

**MAIN TOPICS:**

*Sound recording industry, production, distribution, sales, employment, operational and other financial statistics, by data detail*

*Sound recording companies, by country of controlling interest, or financial and operational control*

*Sound recording companies, by legal status*

*Phonograph records and tapes, units and net sales, by format of recording*

*Working proprietors and employees, wages and salaries, by type of employee*

*Phonograph records, tapes and music videos, by production cost detail*  
*New recordings released, singles, albums, tapes and music videos, by Canadian content, by origin of master*  
*Sound recordings, sales tax, federal and provincial, and duties paid on imported masters and finished goods*  
*Sound recording companies, balance sheet data detail by assets, liabilities and equities*  
*Sound recording companies, income statement, data detail, by revenue, cost of goods sold, operating expenses, net profit or loss, retained earnings, or owner's equity*  
*New recordings released, singles, albums and tapes, by language of lyrics and by Canadian content status*  
*New recordings released, singles, albums and tapes, by musical category and by Canadian content*  
*Sound recordings, net sales and market share data, by ownership category, by format category, by musical category, by sales destination, (domestic or export), by origin of master, and by customer category*  
*Sound recording companies, revenues from sales of masters, leasing and licensing fees, mechanical royalties (music publishing, airplay, performing rights fees) from Canada and from outside Canada*  
*Rock and rock oriented music recording, production, sales and market share data*  
*Classical and related music, production, sales and market share data*  
*Jazz and blues, production, sales and market share data*  
*Country music, production, sales and market share data*  
*Children's music, production, sales and market share data*

**NOTES:**

Population Size: About 200 are found to be active in a year and between 200-300 are dormant.

**COLLECTION:****START DATE:**

1977

**DATA COLLECTION METHOD(S):**

100% Self-completion, mail out/mail back

**TYPE OF SURVEY:**

Census

**REFERENCE PERIOD:**

Financial year (ending between April 1 and March 31)

**FREQUENCY:**

Annual

**COLLECTION PERIOD:**

From April to July

**POPULATION:****TARGET UNIVERSE:**

Record/label companies

**STATISTICAL UNITS:**

Record/label company

**POPULATION SIZE:**

400 (See NOTES)

**CLASSIFICATION:****GEOGRAPHIC COVERAGE:**

Canada

**SIC COVERAGE:**

SIC-E 1980 - 3994 (part of), 9614 (part of)

**GEOGRAPHIC CODING - MICRO DATA:**

Postal codes

DISSEMINATION:**RELEASE TIME:**

10 to 11 months after the reference financial year

**REFERENCE DOCUMENTS:**

87-202, 87-509, 87-615

**GEOGRAPHIC UNITS DISSEMINATED:**

Canada; Quebec; Ontario; British Columbia

**MICRO DATA PRODUCTS:**

Customised - user defined

**PUBLICATIONS (CATALOGUED):**

87-001; 87-004; 87-202; 87-509; 87-615

**SOURCES FOR CUSTOMISED PRODUCTS:**

Name: Culture Statistics Recording Industry

Number of variables:

Main variables:

**OTHER PUBLICATIONS:**"Industry Profile Sound Recordings Industry" -  
Industry, Science and Technology CanadaCONTACT PERSON: Nicole Charron; (613) 951-1544; Project Manager;  
Education, Culture and Tourism Division**54-3116 Survey of Provincial Government Expenditures on Culture**

This annual survey collects financial data on cultural activities funded by provincial governments.

**MAIN TOPICS:**

*Culture: provincial government expenditures, by cultural activity or function, by type of expenditure and by province or territory*

*Provincial government employment in culture related areas: full-time and part-time employees and freelancers, by province or territory*

*Provincial government operating and capital expenditures on culture, by function and province or territory*

*Provincial government operating and capital grants, contributions and transfers for culture, by function and province or territory*

*Provincial government revenue for cultural activities, by revenue source*

COLLECTION:**START DATE:**

1978/79

**REFERENCE PERIOD:**

Fiscal year

**DATA COLLECTION METHOD(S):**

100% Self-completion, mail out/mail back

**FREQUENCY:**

Annual

**TYPE OF SURVEY:**

Census

**COLLECTION PERIOD:**

From August to October



POPULATION:**TARGET UNIVERSE:**

All provincial government departments/ministries, agencies, boards, commissions, special funds and government business enterprises responsible for the support of arts and culture

**POPULATION SIZE:**

166

**STATISTICAL UNITS:**

Provincial government departments, agencies, boards and government business enterprises

CLASSIFICATION:**GEOGRAPHIC COVERAGE:**

Canada

**SIC COVERAGE:**

SIC-E 1980 - 8264

**GEOGRAPHIC CODING - MICRO DATA:**

Province/territory code

DISSEMINATION:**RELEASE TIME:**

14 months after the reference fiscal year

**OTHER STATISTICAL DATA PRODUCTS:**

Customised tabulation or data file

**GEOGRAPHIC UNITS DISSEMINATED:**

Canada; Provinces; Territories

**SOURCES FOR CUSTOMISED PRODUCTS:**

Name: Provincial Government Expenditures on Culture

**PUBLICATIONS (CATALOGUED):**

87-001; 87-004; 87-206; 87-517; 87-680

Number of variables: N/A

Main variables: Breakdown of data by province, department or agency, function and type of expenditure

**REFERENCE DOCUMENTS:**

87-206

CONTACT PERSON: *Norman Verma; (613) 951-6863; Project Manager, Government Expenditures Surveys; Education, Culture and Tourism Division*

**54-3117 Survey of Federal Government Expenditures on Culture**

This annual survey collects financial data on cultural activities funded by the federal government.

**MAIN TOPICS:**

*Culture: federal government expenditures by type, by cultural sector, by activity or function, by province or territory  
Community programs, federal government expenditures and grants*

*Cultural activities, federal operating expenditures, by type of intramural and extramural expenses*

*Cultural activities, federal government expenditures, by federal government entity, department or agency, by detailed function and type of expenditure*

*Federal grants and contributions received by professional performing arts companies, and by book publishers, by region, by discipline*

*Theatre, music, dance, opera, federal grants and contributions, by region*

*Publishing: book, periodical and newspaper publishing industry, federal government culture policy and spending statistics*

**COLLECTION:**

**START DATE:**  
1976/77

**REFERENCE PERIOD:**  
Fiscal year

**DATA COLLECTION METHOD(S):**  
100% Self-completion, mail out/mail back

**FREQUENCY:**  
Annual

**TYPE OF SURVEY:**  
Census

**COLLECTION PERIOD:**  
From August to October

**POPULATION:**

**TARGET UNIVERSE:**  
All federal government departments/ministries, agencies, boards, commissions, special funds and government business enterprises responsible for the support of the arts and culture

**POPULATION SIZE:**  
25

**STATISTICAL UNITS:**  
Federal government departments, agencies, boards and government business enterprises

**CLASSIFICATION:**

**GEOGRAPHIC COVERAGE:**  
Canada

**SIC COVERAGE:**  
SIC-E 1980 - 8164

**GEOGRAPHIC CODING - MICRO DATA:**  
Province/territory code

**DISSEMINATION:**

**RELEASE TIME:**  
14 months after the reference fiscal year

**REFERENCE DOCUMENTS:**  
87-206

**GEOGRAPHIC UNITS DISSEMINATED:**  
Canada; Provinces; Territories

**OTHER STATISTICAL DATA PRODUCTS:**  
Customised tabulation or data file

**PUBLICATIONS (CATALOGUED):**  
87-001; 87-004; 87-206; 87-517; 87-680

**SOURCES FOR CUSTOMISED PRODUCTS:**  
Name: Federal Government Expenditures on Culture  
Number of variables: N/A  
Main variables: Breakdown of data by province, department or agency, function and type of expenditure

**CONTACT PERSON:** *Norman Verma; (613) 951-6863; Project Manager, Government Expenditures Surveys; Education, Culture and Tourism Division*

## 54-3139 Periodical Publishing Survey

This annual survey collects data on periodical publishing in Canada.

### MAIN TOPICS:

*Periodical publishing industry, organizational, operational, and financial statistics*

*Periodical publishing organizations, by legal status, by country of controlling interest, and by periodical publishing association affiliation*

*Periodicals, production, distribution, by periodical characteristics*

*Periodicals, number published, by type of issue, regular, special or supplement, and annual circulation, paid or free, by municipality, provinces and territories of publishing*

*Periodicals published, by language of periodical, by consumer or user interest category, by main or secondary subject content category*

*Periodicals, by price charged, by type of advertising, by rate and colour and size*

*Periodical publishing companies, personnel, salaries and fees, by employee category*

*Periodical publishing companies, data detail on revenue, by source, expenses by type, and profit or loss*

*Text, photography, illustrations in periodicals, expenses attributed to Canadian or foreign authored works*

*Periodicals, typical issues, data by date, volume, numbers, pages of editorial (text) and advertising, weight, format, type of paper, packaging and ink used, origin of text, photography, illustrations, Canadian and foreign authored works*

*Periodicals, typical issues, number printed and copies circulated, unsold and not distributed*

*Periodicals, typical issues, net circulation, by method of distribution, by circulation type*

*Periodicals, typical issues, number of copies distributed domestically and internationally by Canada Post and postage paid, by mailing rate category*

*Periodicals, typical issues, estimated net circulation, by geographic destinations, Canadian, United States, other foreign countries*

### NOTES:

Publications (Catalogued): 87-004, first edition - September 1989.

### COLLECTION:

#### START DATE:

1984/85

#### REFERENCE PERIOD:

Fiscal year

#### DATA COLLECTION METHOD(S):

77% Self-completion, mail out/mail back; 23%

Telephone interview

#### FREQUENCY:

Annual

#### TYPE OF SURVEY:

Census

#### COLLECTION PERIOD:

From the end of August to October

POPULATION:**TARGET UNIVERSE:**

All publishers of periodicals in Canada, who publish a periodical on a regular basis (more frequently than once a year but not more than once a week), excluding newsletters, catalogues, prospectuses, circulars, flyers, directories and show programs

**POPULATION SIZE:**

1,600

**STATISTICAL UNITS:**

Periodical (commodity or title); Establishment (derived)

CLASSIFICATION:**GEOGRAPHIC COVERAGE:**

Canada

**SIC COVERAGE:**

SIC-E 1980 - 2839, 2841

**GEOGRAPHIC CODING - MICRO DATA:**

CMA

DISSEMINATION:**RELEASE TIME:**

17 months after the reference fiscal year

**MICRO DATA PRODUCTS:**

Customised, user defined

**GEOGRAPHIC UNITS DISSEMINATED:**

Provinces; Subprovincial regions - selected

**OTHER STATISTICAL DATA PRODUCTS:**

Customised tabulation or data file

**PUBLICATIONS (CATALOGUED):**

87-001; 87-004; 87-203 (See NOTES)

**SOURCES FOR CUSTOMISED PRODUCTS:**

Name: Masterfile, Reference file

Number of variables:

Main variables:

CONTACT PERSON: *Fidelis Ifedi; (613) 951-1569; Project Manager, Newspapers and Periodicals; Education, Culture and Tourism Division*

## 54-3153 Radio-Listening Data Bank

This annual survey collects data on radio listening in Canada.

**MAIN TOPICS:**

*Radio listening: hours of radio listening per week: by format and language of station*

*Radio communications: statistical data, by station characteristics and by socio characteristics of listener*

*Radio listeners and hours of listening: by age, sex, education, occupation, language, mother tongue and province of residence of listener*



**COLLECTION:****START DATE:**  
1987**DATA COLLECTION METHOD(S):**  
100% Extraction from administrative files**TYPE OF SURVEY:**  
Sample**POPULATION:****TARGET UNIVERSE:**  
Population of Canada (age 12+) excluding Yukon Territories, Northwest Territories, residents of collective institutions (e.g. hospitals, prisons, etc.) and residents of Indian Reserves**CLASSIFICATION:****GEOGRAPHIC COVERAGE:**  
Provinces**DISSEMINATION:****RELEASE TIME:**  
3 months after the calendar year**GEOGRAPHIC UNITS DISSEMINATED:**  
Provinces; Subprovincial regions - selected; Census divisions - selected; Census subdivisions - selected; Census metropolitan areas - selected; Census agglomerations - selected; Unique cell structure corresponding closely to CSDs**PUBLICATIONS (CATALOGUED):**  
87-001; 87-004**REFERENCE PERIOD:**  
Week (based on a 3-week period during the fall)**FREQUENCY:**  
Annual**STATISTICAL UNITS:**  
Individual; Household**GEOGRAPHIC CODING - MICRO DATA:**  
Postal codes; Cell structure which is generally compatible with CSDs**OTHER STATISTICAL DATA PRODUCTS:**  
Standard tabulation or data file -  
Name: Radio-Listening Data Bank  
Method(s) of dissemination: a) Hard copy/printout,  
b) Diskette, c) Tape  
Customised tabulation or data file**SOURCES FOR CUSTOMISED PRODUCTS:**  
Name: Radio-Listening Data Bank  
Number of variables: 13+  
Main variables: Hours of radio-listening by format and language of station for all standard demographic groups**CONTACT PERSON:** *John Gordon; (613) 951-1565; Manager, Radio Project;  
Education, Culture and Tourism Division***54-3155 Film, Video and Audio-Visual Survey Supplements**

This is a one-time special survey of film and video producers, distributors and laboratories in Ontario.

**MAIN TOPICS:**

*Film, video and audio-visual production industry: statistical profiles: on production, distribution, post-distribution services, sales and other activities of Ontario companies and firms*

*Film and video production industry: number of companies and firms, by legal status and by country of financial ownership or control, by type of company or firm*

*Film and video production industry: paid employees, working proprietors and freelancers, employment and salaries, by sex, by business activity*

*Film and video producers: operating revenue, by source, type and client location, and expenses by type and client location*

*Film and video producers: production revenue, by client category and client location*

*Film and video producers: production activity statistics: number of episodes, by film title, by programme category and by technical and budget detail*

*Film and video distributors: financial and sales revenue from Canadian productions, all markets, by region of origin of producer and by corporate relationship of the producer*

*Film and video distributors: foreign distribution revenue, by nationality or country of origin, by product market*

*Telefilm Canada and Ontario Film Development Corporation, (OFDC): government assistance for marketing and distribution, by source*

*Motion picture laboratory operations, productions and post-production services: statistical profiles of Ontario companies and firms*

*Motion picture laboratories: operating revenue, by principal client group, by principal activity, by place or region of origin of client*

*Motion picture laboratories: capital investments, by type*

**COLLECTION:****START DATE:**

1988/1989

**REFERENCE PERIOD:**

Fiscal year

**DATA COLLECTION METHOD(S):**

90% Self-completion, mail-out/mail-back; 10% Telephone interview

**FREQUENCY:**

One time only

**TYPE OF SURVEY:**

Sample

**COLLECTION PERIOD:**

From December 15, 1989 to January 30, 1990

**POPULATION:****TARGET UNIVERSE:**

Film and video producers and distributors, motion picture laboratories and post-production services in Ontario

**POPULATION SIZE:**

500

**STATISTICAL UNITS:**

Establishment

**CLASSIFICATION:****GEOGRAPHIC COVERAGE:**

Ontario

**SIC COVERAGE:**

SIC-E 1980 - 9611, 9612, 9613

**GEOGRAPHIC CODING - MICRO DATA:**

Other: Province

DISSEMINATION:

**RELEASE TIME:**

1 year after the reference fiscal year

**GEOGRAPHIC UNITS DISSEMINATED:**

Ontario

**REFERENCE DOCUMENTS:**

87-204

**OTHER STATISTICAL DATA PRODUCTS:**

Standard tabulation or data file -

Name: Not available

Method(s) of dissemination: Not available

Customised tabulation or data file

CONTACT PERSON:

*Marie Lavallée-Farah; (613) 951-1571; Project Manager;  
Education, Culture and Tourism Division*

---





## 55-3152 International Travel Survey

This continuous survey collects data on expenditure by visitors to Canada and by Canadian residents returning from trips abroad.

### MAIN TOPICS:

*International travel and tourism: travel to Canada by residents of United States and residents of other countries, and travel to United States and other countries by Canadian residents, data detail by demographic, trip and traveller characteristics for Canada, provinces and territories*

*Residents of the United States or other countries entering Canada, person-trips, person-nights and expenditures in Canada, data detail, by State, region or country of residence, by type of transportation, by purpose of trip, by province of entry, by province or territory visited, by length of stay, by quarter of entry, and by other trip and traveller characteristics*

*Canadian residents and travellers returning from the United States or other countries, person-trips, person-nights, expenditures in country of visit, data detail, by province or territory of residence, by region, State or country of destination or visit, by type of transportation, by purpose of trip, by length of stay, by quarter of re-entry and by other trip and traveller characteristics*

*International travellers entering Canada or returning to Canada, by traveller category*

*Balance of payments on travel accounts between Canada and other countries and data by components of receipts and payments on travel accounts*

*Receipts and payments on travel between Canada and all other countries, by season*

### NOTES:

Cansim Matrices: Characteristics data not on CANSIM. Receipts and payments data are provided by the Balance of Payments Division as parts of their balance of payments data.

### COLLECTION:

#### START DATE:

1926

#### REFERENCE PERIOD:

Month; Quarter

#### DATA COLLECTION METHOD(S):

100% Self-completion, mail out/mail back

#### FREQUENCY:

Continuous

#### TYPE OF SURVEY:

Sample

#### COLLECTION PERIOD:

From January 1st to December 31st

### POPULATION:

#### TARGET UNIVERSE:

International travellers entering or re-entering Canada

#### STATISTICAL UNITS:

Individual

### CLASSIFICATION:

#### GEOGRAPHIC COVERAGE:

Canada and the world

#### GEOGRAPHIC CODING - MICRO DATA:

Country/province

---

**DISSEMINATION:****RELEASE TIME:**

1989

**GEOGRAPHIC UNITS DISSEMINATED:**

Countries; Canada; Provinces; Territories

**CANSIM MATRICES:**

See NOTES

**PUBLICATIONS (CATALOGUED):**

66-001; 66-201

**CONTACT PERSON:** *Paul Paradis; (613) 951-8933; Chief, International Travel Section;  
Education, Culture and Tourism Division*

---

**OTHER STATISTICAL DATA PRODUCTS:**

Standard tabulation or data file -

1) Name: Canadian Survey

Method(s) of dissemination: Hard copy/printout

2) Name: Visitors Survey

Method(s) of dissemination: Hard copy/printout

Customised tabulation or data file

**56-3301 Police Administration Statistics**

This survey collects annual information on police force personnel and expenditure data at the municipal, provincial and federal level in Canada.

**MAIN TOPICS:**

*Police administration and law enforcement cost, by level of policing and, by geographic characteristics*

*Federal policing*

*Provincial policing*

*Municipal policing*

*RCMP (Royal Canadian Mounted Police)*

*Canadian Police Services*

*Ontario Provincial Police Force/OPP*

*Quebec Provincial Police Force/QPP*

*Montreal Urban Community Police Force*

*Metro Toronto Police Force*

*Canadian National and Canadian Pacific Railway Police*

*Ports Canada Police*

*Policing expenditures, by level of policing and, by type of expenditure or financial category*

*Police personnel, by level of policing and, by personnel category, by policing function, by sex*

*Police vehicle statistics, by type of vehicle*

*Police personnel, by major police department or force, by personnel category*

*Actual criminal code offences, and offences per police officer*

*Police officers, and population policed per police officer*

*Police personnel, police to civilian personnel ratio*

*Police officers, population policed, policing expenditures, by level of policing, per capita cost and cost per police officer*

*Selected statistical ratios, trends and perspectives in policing, by national, provincial/territorial and municipal characteristics*

**NOTES:**

- 1) Collection Period: March 1 to March 31 for police expenditure data and October 1 to October 30 for police personnel data
- 2) Release Time: Personnel data are released 10 weeks after the reference calendar year and Expenditure data are released 10 months after the reference calendar year.

**COLLECTION:****START DATE:**

1962

**REFERENCE PERIOD:**

Calendar year

**DATA COLLECTION METHOD(S):**

100% Self-completion, mail out/mail back

**FREQUENCY:**

Annual

**TYPE OF SURVEY:**

Census

**COLLECTION PERIOD:**

From March 1 to March 31; From October 1 to October 30 (See NOTES)

POPULATION:

**TARGET UNIVERSE:**  
All police departments in Canada

**STATISTICAL UNITS:**  
Police department

**POPULATION SIZE:**  
593

CLASSIFICATION:

**GEOGRAPHIC COVERAGE:**  
Canada

DISSEMINATION:

**RELEASE TIME:**  
10 weeks after the reference calendar year; 10 months after the reference calendar year; See NOTES

**OTHER STATISTICAL DATA PRODUCTS:**  
Standard tabulation or data file -  
Name: Police Administration Statistics  
Method(s) of dissemination: a) Hard copy/printout,  
b) Diskette, c) Tape  
Customised tabulation or data file

**GEOGRAPHIC UNITS DISSEMINATED:**  
Canada

**SOURCES FOR CUSTOMISED PRODUCTS:**  
Name: Police Administration Statistics  
Number of variables: 15

**CANSIM CROSS-CLASSIFIED:**  
00130101

Main variables: Number of police and support personnel by sex, number and type of police transport (motor vehicles), Number of motor vehicles stolen and recovered, Policing costs

**PUBLICATIONS (CATALOGUED):**  
85-002; 85-523

CONTACT PERSON: Gord McKay; (613) 951-6659; Information Officer;  
Canadian Centre for Justice Statistics

**56-3302 Uniform Crime Reporting Survey**

This continuous survey measures and publishes data on the nature and incidence of crime and traffic enforcement in Canada.

**MAIN TOPICS:**

*Uniform crime reporting (UCR) system, criminal profile statistics, by jurisdictional, demographic and geographic characteristics*

*Criminal Code Statutes/Provincial Statutes and Municipal By-Laws, criminal offences, traffic enforcement and offender statistics*

*Police reported crime data, by population size group and Municipal Police Forces for selected offence categories*  
*Criminal offences reported or known to police, actual/unfounded, by category, by type of offence and sex of offender*  
*Clearance of offences, clearance data, by type of offence*



*Canada Shipping Act/Excise Act violation*  
*Bankruptcy Act violation*  
*Immigration Act violation*  
*Food and Drug Act violation*  
*Narcotic Control Act violation*  
*Traffic Enforcement statistics of dangerous/impaired operations of motor vehicles: boat, vessel or aircraft*  
*Property crime offences, by major category*  
*Assault and abduction offences, by sub-category*  
*Mischief and wilful damage statistics*  
*Theft: motor vehicle, shoplifting*  
*Drug possession and trafficking: heroin, cocaine, cannabis, controlled/restricted drugs*  
*Violent crimes: homicide, attempted murder, infanticide, assault (non sexual), sexual assault, other sexual offences, robbery and abduction*  
*Municipal police forces in urban communities, crime statistics*  
*Royal Canadian Mounted Police (RCMP)*  
*Ontario Provincial Police*  
*Quebec Provincial Police*  
*Police of Canadian National Railway and Canadian Pacific Railway*  
*Ports Canada*  
*Royal Newfoundland Constabulary*

**COLLECTION:**

**START DATE:**  
1962

**REFERENCE PERIOD:**  
Calendar year; Month

**DATA COLLECTION METHOD(S):**  
70% Self-completion in machine readable form;  
30% Self-completion, mail out/mail back

**FREQUENCY:**  
Continuous

**TYPE OF SURVEY:**  
Census

**COLLECTION PERIOD:**  
From January 1 to December 31

**POPULATION:**

**TARGET UNIVERSE:**  
All offences reported to or known to the police, charges laid

**STATISTICAL UNITS:**  
Type of offence; offence cleared

**POPULATION SIZE:**  
1,800: Reporting units (police departments)

**CLASSIFICATION:**

**GEOGRAPHIC COVERAGE:**  
Canada

DISSEMINATION:**RELEASE TIME:**

4 months after reference calendar year for preliminary crime data; 9 months after the reference calendar year for final data

**GEOGRAPHIC UNITS DISSEMINATED:**

Countries; Canada; Provinces; Territories; Other: Municipal police departments and provincial and federal police forces

**CANSIM CROSS-CLASSIFIED:**

00140101;00150101;00160101

**PUBLICATIONS (CATALOGUED):**

85-002; 85-205

**OTHER STATISTICAL DATA PRODUCTS:**

Standard tabulation or data file -  
Name: Uniform Crime Reporting Survey  
Method(s) of dissemination: a) Hard copy/printout,  
b) Diskette, c) Tape  
Customised tabulation or data file

**SOURCES FOR CUSTOMISED PRODUCTS:**

Name: Uniform Crime Reporting Survey  
Number of variables: 151 (141 types of crime and 10 characteristics)  
Main variables: Reported offences, Unfounded offences, Offences cleared, Persons charged, Crime and traffic enforcement offences

CONTACT PERSON: Gord McKay; (613) 951-9023; Information Officer;  
Canadian Centre for Justice Statistics

**56-3303 Homicide Survey**

This survey collects annual uniform data on the nature and extent of reported or known homicide incidents (including murder, manslaughter and infanticide) in Canada.

**MAIN TOPICS:**

*Homicide incidents, offences, victims, suspects, statistical profile, by legal, demographic and geographic characteristics*

*Murders, first and second degree*

*Manslaughter*

*Infanticide*

*Homicide incidents and offences, as classified, by police, by legal type, specific location of incidence, means of offence or method used to commit homicide, apparent motive, date and time of incident, clearance status, precipitating crime, history of domestic violence*

*Homicide victims, by age, sex, marital status, occupation, employment status, criminal history, racial origin and suspect-victim relationship*

*Homicide, adult suspects/accused, by age, sex, place of birth, marital status, racial origin, occupation, criminal status, employment status, suspect-victim relationship*

*Homicides committed during the commission of another criminal act*

*Homicides, single and multiple victim incidents*

*Firearm homicide offences, by type of firearm*

*Homicide offences involving alcohol, drug and extra circumstances*

*Native and non-native homicide victims and suspects*

*Police officers and correctional staff murdered while on duty*

*Homicide offences, comparative rates, Canada and United States*

*Homicides compared to selected violent acts  
Homicide rates, by geographic breakdown and, by population size*

**NOTES:**

Geographic Coding - Microdata and Geographic Coding Tools: Reports are coded to a police department. Where applicable, the police department is coded to a CMA.

**COLLECTION:**

**START DATE:**  
1961

**REFERENCE PERIOD:**  
Calendar year

**DATA COLLECTION METHOD(S):**  
100% Self-completion, mail out/mail back

**FREQUENCY:**  
Annual

**TYPE OF SURVEY:**  
Census

**COLLECTION PERIOD:**  
Continuous

**POPULATION:**

**TARGET UNIVERSE:**  
All homicide offences which occur in Canada and are reported by a law enforcement agency within a given year

**STATISTICAL UNITS:**  
Homicide; Incident; Victim; Accused

**CLASSIFICATION:**

**GEOGRAPHIC COVERAGE:**  
Canada

**GEOGRAPHIC CODING - MICRO DATA:**  
See NOTES

**DISSEMINATION:**

**RELEASE TIME:**  
Preliminary data are released about 1 1/2 months after the reference calendar year; Final data were released 10 months after the end of the 1988 reference year; As of the 1989 reference year, publication 85-209 was discontinued and data were released in 85-002; Preliminary 1989 data were released in February 1990; Final data were released in early October 1990

**CANSIM CROSS-CLASSIFIED:**  
00160401;00160402;00160403;00160404;00160405

**PUBLICATIONS (CATALOGUED):**  
85-002 (Vol. 10, no. 14); 85-209

**OTHER STATISTICAL DATA PRODUCTS:**  
Standard tabulation or data file -  
Name:  
Method(s) of dissemination: Hard copy/printout  
Customised tabulation or data file

**GEOGRAPHIC UNITS DISSEMINATED:**  
Canada; Provinces; Territories; Census metropolitan areas

**CONTACT PERSON:** Gord McKay; (613) 951-9023; Information Officer;  
Canadian Centre for Justice Statistics

## 56-3306 Adult Correctional Services

This survey collects annual data from all jurisdictions on the delivery of adult correctional services in Canada.

### MAIN TOPICS:

*Federal, provincial, community based and privately operated adult correctional facilities, services and offender caseloads, by jurisdiction*

*Federal and provincial adult custodial facilities, by security level, capacity and major function*

*Federal and provincial custodial caseloads: offender counts by status, sentenced/ remand admissions, by type of admission, release types, by major offence category and, by province or outside country of sentence*

*Federal and provincial non-custodial caseloads: offender counts and admissions to community supervision, by offender status, and, by age, sex and ethnic origin*

*Federal and provincial on-register inmate population, status, type of offence, (federal offenders only)*

*Custodial and non-custodial programs and services, operational statistics, by type*

*Private correctional services statistics*

*Parole, probation and mandatory supervision statistics*

*Inmates unlawfully at large, by type of escape*

*Inmate deaths, by cause of death*

*Native and non-native offender/inmate caseloads*

*National Parole Board and Provincial parole boards, caseloads and decision statistics*

*Correctional Service Canada, statistics, by type of service, by offence categories*

*Population and criminal profile statistics, by selected perspectives for Canada, provinces and territories*

*Community supervision caseload, by type*

### NOTES:

Aboriginal Population Coverage: Data collected through this survey cover all North American Indians, Métis, Eskimos, Inuit, treaty and non-treaty, status and non-status as one category of "Natives".

### COLLECTION:

#### START DATE:

1978-79

#### REFERENCE PERIOD:

Fiscal year

#### DATA COLLECTION METHOD(S):

100% Self-completion, mail out/mail back

#### FREQUENCY:

Annual

#### TYPE OF SURVEY:

Census

#### COLLECTION PERIOD:

From May to August

### POPULATION:

#### TARGET UNIVERSE:

All federal and provincial government departments responsible for adult correctional services

#### POPULATION SIZE:

14

#### STATISTICAL UNITS:

Government department



CLASSIFICATION:**GEOGRAPHIC COVERAGE:**

Canada

DISSEMINATION:**RELEASE TIME:**

6-7 months after the reference fiscal year

**CANSIM MATRICES:**

180701;180703-180706

**GEOGRAPHIC UNITS DISSEMINATED:**

Canada; Provinces

**PUBLICATIONS (CATALOGUED):**

85-211

CONTACT PERSON: *Micheline Reed; (613) 951-6656; Analyst;  
Canadian Centre for Justice Statistics*

**56-3308 Resource and Caseload Statistics for Legal Aid in Canada**

This annual survey collects comparable statistics from all of the legal aid plans across Canada for the purpose of informing managers, policy-makers and the public.

**MAIN TOPICS:**

*Legal aid plans, service delivery systems and cost statistics, by financial and personnel resources, caseload, client and jurisdictional characteristics*

*Legal aid clients, youth and adult*

*Legal aid service delivery system, by type of system*

*Legal aid revenue, by source of funding*

*Legal aid expenditures, by object, by type of expenditure*

*Cost-shared civil and criminal legal aid services, federal and provincial contributions*

*Non-government contributions to legal aid*

*Payments to private law firms or fees paid for private lawyers' services*

*Direct legal aid service, expenditure, by type of profession, type of legal matter and level of jurisdiction*

*Personnel resources, by type of staff*

*Duty counsel services, statistics, by type of legal matter*

*Civil and criminal caseload characteristics*

*Applications for legal aid, total approved and refused, by type of legal matter and reason for refusal*

*Appeal dossiers completed, by type of legal matter*

*Legal aid tariffs, by type of legal matter, by province and territory*

*Legal aid, financial statistics, national and provincial trends*

*Legal aid offices directory*

COLLECTION:**START DATE:**

1981

**DATA COLLECTION METHOD(S):**

100% Self-completion, mail out/mail back

**TYPE OF SURVEY:**

Census

**FREQUENCY:**

Annual

**REFERENCE PERIOD:**

Fiscal year

**COLLECTION PERIOD:**

From August to December

**POPULATION:****TARGET UNIVERSE:**

Legal aid plans in Canada

**STATISTICAL UNITS:**

Legal aid plan

**POPULATION SIZE:**

12

**CLASSIFICATION:****GEOGRAPHIC COVERAGE:**

Canada

**DISSEMINATION:****RELEASE TIME:**

10 months after the reference fiscal year

**PUBLICATIONS (NON-CATALOGUED):**"Resource and Caseload Statistics for Legal Aid in  
Canada, 1988-89"**GEOGRAPHIC UNITS DISSEMINATED:**

Canada; Provinces; Territories

**OTHER STATISTICAL DATA PRODUCTS:**

Standard tabulation or data file -

Name: Justice Statistics and Information

Method(s) of dissemination: a) Hard copy/printout,  
b) Diskette, c) Tape

Customised tabulation or data file

**CONTACT PERSON:** Gord McKay; (613) 951-9023; Information Officer;  
Canadian Centre for Justice Statistics**56-3309 Youth Court Survey**

This survey provides information on the justice process and those persons who are charged with Federal Statute Offences under the Young Offenders Act and are dealt with in the Youth Courts of Canada.

**MAIN TOPICS:**

*Youth courts and young offender statistics, by jurisdictional and demographic characteristics*

*Young persons, cases and charges heard in youth courts, by jurisdiction, by type of offence and, by age and sex of accused*

*Court decisions, by jurisdiction, by type of charge, by nature of adjudication*

*Court dispositions for persons, cases and charges, by jurisdiction, by type of disposition for persons and cases*

**NOTES:**

Population Size: 117,692 in 1990/91 charges pertain to 60,101 cases and 37,657 persons.

COLLECTION:**START DATE:**

1984

**REFERENCE PERIOD:**

Fiscal year

**DATA COLLECTION METHOD(S):**

100% Extraction from administrative files

**FREQUENCY:**

Continuous

**TYPE OF SURVEY:**

Census

POPULATION:**TARGET UNIVERSE:**

All charges fully processed by Youth Courts in Canada during the fiscal year

**POPULATION SIZE:**

117,692 (without Ontario) See NOTES

**STATISTICAL UNITS:**

Charge, (Young Offenders Act); Case; Individual

CLASSIFICATION:**GEOGRAPHIC COVERAGE:**

Canada

**GEOGRAPHIC CODING - MICRO DATA:**

Court code

DISSEMINATION:**RELEASE TIME:**

6 months after the reference fiscal year

**OTHER STATISTICAL DATA PRODUCTS:**

Standard tabulation -

Name: Youth Court Statistics

Method(s) of dissemination: a) Hard copy/printout,  
b) Diskette, c) Tape

Customised tabulation or data file

**GEOGRAPHIC UNITS DISSEMINATED:**

Newfoundland; Nova Scotia; New Brunswick; Prince Edward Island; Quebec; Ontario; Manitoba; Saskatchewan; Alberta; British Columbia; Territories

**SOURCES FOR CUSTOMISED PRODUCTS:**

Name: Youth Court Statistics

Number of variables:

Main variables: Charge, person and case data,  
Decisions and dispositional process, Age, Sex,  
Offence, Process time

**PUBLICATIONS (NON-CATALOGUED):**

"Youth Court Statistics: Preliminary Tables"  
(1984/85, 1985/86, 1986/87, 1987/88,  
1988/89, 1989/90, 1990/91)

Canadian Centre for Justice Statistics Juristats

CONTACT PERSON: Gord McKay; (613) 951-9023; Information Officer;  
Canadian Centre for Justice Statistics

**56-3316 Trends - Relative Trends**

This annual survey provides regional, provincial and national crime trends over a 26 year period, in the form of graphs, tables and a computer file for selected offences.

**MAIN TOPICS:**

*Law violations and justice systems, historical data and trends  
Criminal statistics, national, provincial and regional trends*

**COLLECTION:****START DATE:**

1988-01

**FREQUENCY:**

Annual

**REFERENCE PERIOD:**

1962 to current year

**POPULATION:****TARGET UNIVERSE:**

All offences, reported by the police, since 1962

**STATISTICAL UNITS:**

Offence

**CLASSIFICATION:****GEOGRAPHIC COVERAGE:****DISSEMINATION:****RELEASE TIME:**

September, following the reference year

**MICRO DATA PRODUCTS:**

Standard - available on demand  
Name: Relative Trends - a Micro-Computer  
Database and Applications  
Method(s) of Dissemination: Diskette

**CONTACT PERSON:**

*Rick Beattie; (613) 951-7622; Chief, Integrations and Analysis;  
Canadian Centre for Justice Statistics*

**56-3317 Study of Crime on Indian Reserves in Saskatchewan**

This is a one time only study which examines crime on Indian reserves in Saskatchewan within the context of community demographics and socio-economic conditions.

**MAIN TOPICS:**

*Native population, Indian reserves, Saskatchewan, crimes and criminal justice  
Indian reserves, Saskatchewan, crime data, by socio-economic and demographic characteristics*



**57-1701 Debenture and Other Long-Term Debt - New Issues**

This is a perpetual inventory of a series of characteristics of each issue of long-term debt made by municipalities, school boards, hospital districts and other local governments entities (or by provinces on behalf of local governments).

**MAIN TOPICS:**

*Provincial government, long-term debt*

*Local/municipal government, long-term debt*

*School boards, long-term debt*

*Hospital districts, long-term debt*

*Debentures and other long-term debt, new issues, by purpose of debenture*

*Debentures and other long-term debt, new issues, by lender*

*Debentures and other long-term debt, new issues, by financial characteristics*

**COLLECTION:****START DATE:**

1975

**DATA COLLECTION METHOD(S):**

70% Extraction from administrative files; 20% Self-completion, mail out/mail back; 5% Telephone interview; 5% Non-standard: Provincial gazettes, Newspapers, Investment dealers' news letters, etc.

**TYPE OF SURVEY:**

Census

**POPULATION:****TARGET UNIVERSE:**

Municipalities, agencies of municipalities, local special purpose boards, special purpose entities, local school authorities (elementary and secondary), municipally and regionally owned hospitals

**CLASSIFICATION:****GEOGRAPHIC COVERAGE:**

Canada

**GEOGRAPHIC CODING - MICRO DATA:**

7 digit SGC codes - 1986

**REFERENCE PERIOD:**

Day (perpetual inventory)

**FREQUENCY:**

Continuous (perpetual inventory)

**COLLECTION PERIOD:**

Continuous

**POPULATION SIZE:**

7,900

**STATISTICAL UNITS:**

Local government entity

**SIC COVERAGE:**

SIC-E 1980 - Major group 83, 851 (part of), 861 (part of)

DISSEMINATION:**RELEASE TIME:**

15 to 20 days after the reference day

**GEOGRAPHIC UNITS DISSEMINATED:**

Canada; Provinces; Territories; Census subdivisions

**OTHER PUBLICATIONS:**

Monthly Bank of Canada Review

**OTHER STATISTICAL DATA PRODUCTS:**

Standard tabulation or data file -

Name: Detailed Long Term Debt of Local Governments

Method(s) of dissemination: a) Hard copy/printout,  
b) TapeCONTACT PERSON: *Marlene Vollmer; (613) 951-1830; PILODET Specialist and Analysis Officer;  
Public Institutions Division***57-1702 Local Government Assets and Liabilities - Preliminary and Actual Data**

This annual survey collects information on the actual and preliminary assets and liabilities of municipalities (including waterworks), school boards and joint boards in their entirety. The remaining municipal boards and special purpose boards are included to the extent to which they are financed by municipalities and that they are part of the general government universe.

**MAIN TOPICS:***Local government financial statistics as measured on the Canadian system of financial management statistics (FMS)**Gross general revenue, by source, by province/territory**Gross general expenditure, by function, by province/territory**Balance sheets: assets and liabilities, by province/territory**Source and application of funds, by province/territory**Current and capital revenue, distribution, by source, by province/territory**Current and capital expenditure, distribution, by function, by province/territory**Transit systems, income, expense, assets, liabilities and net worth, by province/territory**Gross general revenue, by source, historical summary, by province/territory**Gross general expenditure, by function, historical summary, by province/territory**Financial assets and liabilities, historical summary, by province/territory**Debenture debt, by purpose, historical summary, Canada**Bonds and debentures outstanding, by year of maturity, by province/territory**Bonds and debentures issued, by term, by province/territory**Financial borrowings, by source**Financial borrowings from provincial financial authorities***NOTES:**

Publications (Catalogued): The publication of 68-204 has been interrupted during reorganization and has been suspended indefinitely. The 1989 Edition will be unavailable.

COLLECTION:

**START DATE:**  
1945

**DATA COLLECTION METHOD(S):**  
90% Extraction from administrative files; 5% Telephone interview; 5% Non-standard: Correspondence

**TYPE OF SURVEY:**  
Census

POPULATION:

**TARGET UNIVERSE:**  
Municipalities, agencies of municipalities, local special purpose boards, special purpose entities, local school authorities (elementary and secondary), municipally and regionally owned hospitals

CLASSIFICATION:

**GEOGRAPHIC COVERAGE:**  
Canada

**SIC COVERAGE:**  
SIC-E 1980 - Major group 83, 851 (part of), 861 (part of)

DISSEMINATION:

**RELEASE TIME:**  
6 months after the reference calendar year

**GEOGRAPHIC UNITS DISSEMINATED:**  
Canada; Provinces; Territories

**CANSIM MATRICES:**  
3241-3253

**PUBLICATIONS (CATALOGUED):**  
68-204 (See NOTES)

CONTACT PERSON: *Andy Gareau; (613) 951-1826; Head, Governments and Social Security Funds; Public Institutions Division*

**REFERENCE PERIOD:**  
Calendar year

**FREQUENCY:**  
Annual

**COLLECTION PERIOD:**  
From September to May

**POPULATION SIZE:**  
7,257

**STATISTICAL UNITS:**  
Local government entity

**OTHER COVERAGE:**  
Canadian System of Government Financial Management Statistics (FMS)

**REFERENCE DOCUMENTS:**  
68-507

**OTHER STATISTICAL DATA PRODUCTS:**  
Standard tabulation or data file -  
Name: Detailed Historical Series of Local Governments according to the Canadian System of Government Financial Management Statistics (FMS) (Actual)  
Method(s) of dissemination: Hard copy/printout

## 57-1704 Local Government - Financial Flow Estimates for System of National Accounts (SNA)

This survey is designed to measure the level of local government financial assets and liabilities and to determine the changes (quarterly and annual) in such assets and liabilities.

### MAIN TOPICS:

*Local governments, financial flows: assets and liabilities*

*Municipal governments, short-term debts*

*Local school authorities, financial statistics*

*Municipal governments, cash and investment statistics*

*Financial assets, by type of fund*

*Short-term debts, by lender*

*Cash and investments, by type of fund*

### COLLECTION:

#### START DATE:

1972

#### REFERENCE PERIOD:

Quarter; Year

#### DATA COLLECTION METHOD(S):

60% Self-completion, mail out/mail back; 30%

Extraction from administrative files; 10%

Non-standard: Correspondence

#### FREQUENCY:

Quarterly

#### COLLECTION PERIOD:

From 15th day of quarter to 30th day after quarter ends

#### TYPE OF SURVEY:

Sample

### POPULATION:

#### TARGET UNIVERSE:

4,950 municipalities and 830 school boards

#### STATISTICAL UNITS:

Local government entity

#### POPULATION SIZE:

7,900

### CLASSIFICATION:

#### GEOGRAPHIC COVERAGE:

Canada

#### SIC COVERAGE:

SIC-E 1980 - Major group 83

#### GEOGRAPHIC CODING - MICRO DATA:

7 digit SGC codes - 1986

#### OTHER COVERAGE:

System of National Accounts (SNA)



DISSEMINATION:**RELEASE TIME:**

Data only released to the Financial Flows Section of National Accounts and Environment Division (NAED) who release data to the public (see ID 12-1804)

**CANSIM MATRICES:**

735;785

**PUBLICATIONS (CATALOGUED):**

13-014; 13-214

**GEOGRAPHIC UNITS DISSEMINATED:**

Canada

**REFERENCE DOCUMENTS:**

13-585E

CONTACT PERSON: *Marlene Vollmer; (613) 951-1830; PILODET Specialist and Analysis Officer; Public Institutions Division*

**57-1705 Local Government Employment and Payroll - Monthly**

This monthly survey collects information on the number of employees and gross payroll of local government organizations for all municipalities with populations over 10,000. Monthly data for smaller municipalities are estimated using trends from the survey and data from quarterly and annual surveys (see ID 57-1706 and 57-1707).

**MAIN TOPICS:**

*Local government services, employment and payroll statistics, by municipality with population over 10,000*  
*Employees on payroll during the month*  
*Gross payroll paid during the month*  
*Regular payroll paid, by type of earner*  
*Retroactive payments*  
*Salary earners: full-time, part-time*  
*Wage earners: full-time, part-time*  
*Overtime payments*  
*Number of hours paid*

COLLECTION:**START DATE:**

1961

**REFERENCE PERIOD:**

Month

**DATA COLLECTION METHOD(S):**

70% Self-completion, mail out/mail back; 25% Telephone interview; 5% Self-completion in machine readable form

**FREQUENCY:**

Monthly

**COLLECTION PERIOD:**

From 1st of month to 21st of month

**TYPE OF SURVEY:**

Census

POPULATION:**TARGET UNIVERSE:**

All municipal governments and other local government entities of municipalities with populations over 10,000

**POPULATION SIZE:**

500

**STATISTICAL UNITS:**

Local government entity

CLASSIFICATION:**GEOGRAPHIC COVERAGE:**

Canada

**SIC COVERAGE:**

SIC-E 1980 - Major group 83 and other industries

**GEOGRAPHIC CODING - MICRO DATA:**

Postal codes; 6 digit SGC codes - 1976

**OTHER COVERAGE:**

Canadian System of Government Financial Management Statistics, population group and function

DISSEMINATION:**RELEASE TIME:**

90 days after the reference month

**PUBLICATIONS (CATALOGUED):**

72-009

**GEOGRAPHIC UNITS DISSEMINATED:**

Canada; Provinces; Territories; Municipalities by population groups

**OTHER STATISTICAL DATA PRODUCTS:**

Standard tabulation or data file -  
Name: Local Government Employment (LGE)  
Table (Monthly)  
Method(s) of dissemination: Hard copy/printout

**CANSIM MATRICES:**

2725

CONTACT PERSON:

*Mahed Fathy; (613) 951-1843; Analyst, Employment Section;  
Public Institutions Division*

**57-1706 Local Government Employment and Payroll - Annual**

This is an annual survey used to estimate the monthly information on the number of employees and their total remuneration, for all municipalities with less than 10,000 population. The survey is conducted on municipalities which are not part of a CMA or major urban area.

**MAIN TOPICS:**

*Local government organizations, employment and payroll statistics, by municipality with population less than 10,000  
Employees on payroll during the period  
Gross payroll for the period*

COLLECTION:**START DATE:**

1961

**DATA COLLECTION METHOD(S):**95% Self-completion, mail out/mail back; 5%  
Telephone interview**TYPE OF SURVEY:**

Sample

POPULATION:**TARGET UNIVERSE:**All municipalities with population over 5,000 but  
under 10,000, plus a sample of municipalities under  
5,000CLASSIFICATION:**GEOGRAPHIC COVERAGE:**

Canada

**GEOGRAPHIC CODING - MICRO DATA:**

6 digit SGC codes - 1976

DISSEMINATION:**RELEASE TIME:**

90 days after the reference calendar year

**GEOGRAPHIC UNITS DISSEMINATED:**

Canada; Provinces; Territories

**CANSIM MATRICES:**

2725

**PUBLICATIONS (CATALOGUED):**

72-009

**REFERENCE PERIOD:**

Calendar year

**FREQUENCY:**

Annual

**COLLECTION PERIOD:**

From December 31 to March 10

**POPULATION SIZE:**

4,000

**STATISTICAL UNITS:**

Local government entity

**SIC COVERAGE:**

SIC-E 1980 - Major group 83

**OTHER COVERAGE:**

By population and function

**OTHER STATISTICAL DATA PRODUCTS:**

Standard tabulation or data file -

Name: Local Government Employment (LGE)  
Table (Annual)

Method(s) of dissemination: Hard copy/printout

**SOURCES FOR CUSTOMISED PRODUCTS:**

1) Name: PINS.PJDLGE.SAMPLE.DATA

Number of variables: 5

Main variables: Province

2) Name: Local Government Employment

Number of variables: 3

Main variable: Employees, total remuneration and  
number of municipalities

CONTACT PERSON: *Mahed Fathy; (613) 951-1843; Analyst, Employment Section;  
Public Institutions Division*

## 57-1707 Local Government Employment and Payroll - Quarterly

This survey collects and disseminates quarterly information on the number of employees and gross payroll of local government organizations for all municipalities with populations between 5,000 and 10,000 which are located in metropolitan areas and major urban areas.

### MAIN TOPICS:

*Local government services, employment and payroll statistics, by municipality, by province*  
*Employees on payroll during the period*  
*Gross payroll for the period*  
*Seasonal adjustments*  
*Employees and gross payrolls, by geographic area breakdown*

### COLLECTION:

**START DATE:**  
1961

**REFERENCE PERIOD:**  
Quarter

**DATA COLLECTION METHOD(S):**  
95% Self-completion, mail out/mail back; 5%  
Telephone interview

**FREQUENCY:**  
Quarterly

**TYPE OF SURVEY:**  
Census

**COLLECTION PERIOD:**  
March, June, September, December

### POPULATION:

**TARGET UNIVERSE:**  
All municipalities with population between 5,000  
and 10,000 located in urban and metropolitan areas

**POPULATION SIZE:**  
106

**STATISTICAL UNITS:**  
Local government entity

### CLASSIFICATION:

**GEOGRAPHIC COVERAGE:**  
Metropolitan and urban areas

**SIC COVERAGE:**  
SIC-E 1980 - Major group 83

**GEOGRAPHIC CODING - MICRO DATA:**  
6 digit SGC codes 1976

**OTHER COVERAGE:**  
By population group, by function

### DISSEMINATION:

**RELEASE TIME:**  
90 days after the reference quarter

**GEOGRAPHIC UNITS DISSEMINATED:**  
Canada; Provinces



**PUBLICATIONS (CATALOGUED):**

72-009

**CONTACT PERSON:** Mahed Fathy; (613) 951-1843; Analyst, Employment Section;  
Public Institutions Division

---

**57-1710 Federal Government - Financial Flow Estimates for System of National Accounts (SNA)**

This is a quarterly census which provides detailed federal government flows for each financial category (assets and liabilities) in a conceptually integrated framework within the Financial Flow Accounts.

**MAIN TOPICS:**

*Federal government, financial flows: assets and liabilities*

**COLLECTION:****START DATE:**

1962

**REFERENCE PERIOD:**

Quarter

**DATA COLLECTION METHOD(S):**

100% Extraction from administrative files

**FREQUENCY:**

Quarterly

**TYPE OF SURVEY:**

Census

**POPULATION:****TARGET UNIVERSE:**

Federal government and its special funds, excluding its commercial enterprises

**POPULATION SIZE:**

1

**STATISTICAL UNITS:**

Federal government entity

**CLASSIFICATION:****GEOGRAPHIC COVERAGE:**

Canada

**OTHER COVERAGE:**

System of National Accounts (SNA) Classification of Assets and Liabilities

**SIC COVERAGE:**

SIC-E 1980 - Major group 81

DISSEMINATION:**RELEASE TIME:**

Data are only released to the Financial Flows Section of National Accounts and Environment Division (NAED) who releases data to the public (see ID 12-1804)

**CANSIM MATRICES:**

732;782

**PUBLICATIONS (CATALOGUED):**

13-014; 13-214

**GEOGRAPHIC UNITS DISSEMINATED:**

Canada

**REFERENCE DOCUMENTS:**

13-585E

CONTACT PERSON: *Andy Gareau; (613) 951-1826; Head, Governments and Social Security Funds Unit; Public Institutions Division*

## 57-1712 Federal Government - Revenue and Expenditure Estimates for System of National Accounts (SNA)

This is a quarterly census which provides federal government data in a conceptually integrated framework within the National Income and Expenditure Accounts.

**MAIN TOPICS:**

*Federal government finance: revenue and expenditure estimates for System of National Accounts*

*Federal government revenue: by type or source*

*Federal government current expenditure, by type*

*Federal government, savings (surplus) or net lending (deficit) on a national account basis*

*Federal government capital consumption allowance*

*Federal government investment in fixed capital and inventories*

COLLECTION:**START DATE:**

1926

**REFERENCE PERIOD:**

Quarter

**DATA COLLECTION METHOD(S):**

90% Extraction from administrative files; 10% Telephone interview

**FREQUENCY:**

Quarterly

**TYPE OF SURVEY:**

Census

**COLLECTION PERIOD:**

One month following end of reference quarter

POPULATION:**TARGET UNIVERSE:**

Federal government and its special funds, excluding its commercial enterprises

**POPULATION SIZE:**

1

**STATISTICAL UNITS:**  
Federal government

**CLASSIFICATION:**

**GEOGRAPHIC COVERAGE:**  
Canada

**OTHER COVERAGE:**  
System of National Accounts (SNA)

**SIC COVERAGE:**  
SIC-E 1980 - Major group 81

**DISSEMINATION:**

**RELEASE TIME:**  
2 months after the reference quarter

**CANSIM MATRICES:**  
2711

**GEOGRAPHIC UNITS DISSEMINATED:**  
Canada

**PUBLICATIONS (CATALOGUED):**  
13-001; 13-201

**CONTACT PERSON:** *James Temple; (613) 951-1832; Unit Head,  
Quarterly Revenue and Expenditure Estimates;  
Public Institutions Division*

## 57-1713 Federal Government Employment and Payroll

The survey collects and disseminates monthly information on the number of employees and payroll of federal general government and government enterprises, which together form the federal government statistical universe.

**MAIN TOPICS:**

*Federal government employment and payroll statistics  
General government, employees and regular payroll, by province and occupational category  
General government, employees, by sex, by occupational category  
General government, employees, by function and occupational category  
General government, employees, by department and occupational category  
General government, regular payroll, by department and occupational category  
General government, overtime and retroactive payments, by department  
Federal government enterprises, employees and gross payroll, by province  
General government, employees, by sex and payroll statistics, by metropolitan area/census metropolitan area*

**NOTES:**

**Population Size:** The size was estimated to be 100 units by adding the following: one unit for the general government entity (i.e. all departments and special funds part of the Consolidated Revenue Fund), one unit for each business enterprise (for a total of 30), and one unit for every other separate entity (e.g. federal school, hospital, etc.).

COLLECTION:

**START DATE:**  
1956-01

**REFERENCE PERIOD:**  
Month

**DATA COLLECTION METHOD(S):**  
90% Self-completion in machine readable form; 5% Self-completion, mail out/mail back; 5% Telephone interview

**FREQUENCY:**  
Monthly

**COLLECTION PERIOD:**  
From 1st of month to 15th of the following month

**TYPE OF SURVEY:**  
Census

POPULATION:

**TARGET UNIVERSE:**  
All federal government departments, agencies, federal government, its special funds and its business enterprises

**POPULATION SIZE:**  
100: See NOTES

**STATISTICAL UNITS:**  
Federal government entity

CLASSIFICATION:

**GEOGRAPHIC COVERAGE:**  
Canada

**SIC COVERAGE:**  
SIC 1970 - 909 and other industries

**GEOGRAPHIC CODING - MICRO DATA:**  
Province; CMA; Major urban area

DISSEMINATION:

**RELEASE TIME:**  
90 days after the reference month

**OTHER STATISTICAL DATA PRODUCTS:**  
Standard tabulation or data file -  
Name: Federal Government Employment  
Method(s) of dissemination: Hard copy/printout  
Other customised products

**GEOGRAPHIC UNITS DISSEMINATED:**  
Canada; Provinces; Territories; Census subdivisions;  
Census metropolitan areas

**CANSIM MATRICES:**  
2717-2720

**SOURCES FOR CUSTOMISED PRODUCTS:**  
Name: PINS. PPDFGE.CNTL.SAS  
Number of variables: 10  
Main variables: Department

CONTACT PERSON: *Ishtiaq Khan; (613) 951-8306; Chief, Employment Section;  
Public Institutions Division*



## 57-1714 Government Finance Statistics Submission to the International Monetary Fund

This annual program covers revenue, expenditure, lending, financing and debt of the federal, provincial and local governments and their units.

### MAIN TOPICS:

*Government financial statistics: Submission to International Monetary Fund (IMF), by level of government*

*Federal government, budgetary statistics*

*Federal government, social security funds*

*Consolidated federal government, financial statistics*

*Provincial governments, financial statistics*

*Local governments, financial statistics*

*Consolidated general government, financial statistics*

*Intergovernmental transfer payments, classified by function and by level of government*

*Government revenue and grants, by source, by level of government*

*Government expenditure, by function, by level of government*

*Government lending, minus repayments, by function, by level of government*

*Government expenditure and lending, minus repayments, by economic type, by level of government*

*Government financing, by type of debt holder, by level of government*

*Government financing, by type of debt instrument, by level of government*

*Government outstanding debt, by type of debt holder, by level of government*

*Government outstanding debt, by type of debt instrument, by level of government*

### COLLECTION:

#### START DATE:

1970/71

#### FREQUENCY:

Annual

#### REFERENCE PERIOD:

Fiscal year

### POPULATION:

#### TARGET UNIVERSE:

Federal, provincial and local governments and their business enterprises

#### STATISTICAL UNITS:

Level of government

### CLASSIFICATION:

#### GEOGRAPHIC COVERAGE:

Canada

#### SIC COVERAGE:

SIC-E 1980 - Division N, and other industries

### DISSEMINATION:

#### RELEASE TIME:

Data are published by the International Monetary Fund

#### GEOGRAPHIC UNITS DISSEMINATED:

Canada; Provinces; Territories

**REFERENCE DOCUMENTS:**

"A Manual on Government Finance Statistics" -  
International Monetary Fund

**OTHER STATISTICAL DATA PRODUCTS:**

Customised tabulation or data file

CONTACT PERSON: Terry Moore; (613) 951-8561; Chief, Public Finance Section;  
Public Institutions Division

## 57-1715 Federal Government Finance - Estimates and Actual Data

This annual survey documents the financial position of the federal government in terms of revenue and expenditure. Estimates are compiled from data made available by the federal government at budget time. Actual data are later compiled when public accounts are published by the federal government.

**MAIN TOPICS:**

*Federal government financial statistics as measured on the Canadian System of Financial Management Statistics (FMS)*

*Special funds, financial statistics*

*Federal government revenue and expenditures*

*Federal government assets and liabilities*

*Gross general revenue, by source and economic classification*

*Gross general expenditure, by functional and economic classification*

*Transfers to provincial, territorial and local governments, by purpose, by function*

*Special funds, revenue and expenditure, by specific special fund (by name)*

*Balance sheet data: assets and liabilities, by detail*

*Source and application of funds*

*Special funds, assets and liabilities, by specific special fund*

*Contingent liabilities*

*Reconciliation of gross general revenue with budgetary revenue per public accounts*

*Reconciliation of gross general expenditure with budgetary expenditure per public accounts*

*Historical summary of gross general revenue and expenditure*

**NOTES:**

Publications (Catalogued): 68-211 was suspended. The last publication was 1986.

COLLECTION:**START DATE:**

1953/54

**REFERENCE PERIOD:**

Fiscal year (April 1st to March 31st)

**DATA COLLECTION METHOD(S):**

100% Extraction from administrative files

**FREQUENCY:**

Annual

**TYPE OF SURVEY:**

Census

POPULATION:**TARGET UNIVERSE:**

Federal government and its special funds, excluding its commercial enterprises

**POPULATION SIZE:**

1

**STATISTICAL UNITS:**

Federal government entity

CLASSIFICATION:**GEOGRAPHIC COVERAGE:**

Canada

**SIC COVERAGE:**

SIC-E 1980 - Major group 81

DISSEMINATION:**RELEASE TIME:**

Estimates are available in June of the reference fiscal year; Actual data are available in June, 15 months following the reference fiscal year

**REFERENCE DOCUMENTS:**

68-506E

**GEOGRAPHIC UNITS DISSEMINATED:**

Canada

**MICRO DATA PRODUCTS:**

Standard - available on demand

Name: Federal Government Revenue and Expenditure

Method(s) of Dissemination: a) Hard copy/printout,

b) Diskette

Customised - user defined

**CANSIM MATRICES:**

2777;2778

**PUBLICATIONS (CATALOGUED):**

68-211; See NOTES

**OTHER STATISTICAL DATA PRODUCTS:**

Customised tabulation or data file

CONTACT PERSON: Terry Moore; (613) 951-8561; Chief, Public Finance Section;  
Public Institutions Division

## 57-1720 Provincial Government Revenue and Expenditure - Estimates and Actual Data

This annual survey documents the revenues and expenditures of the provincial and territorial governments and their respective boards, agencies and commissions. Estimates are compiled from data made available by provincial authorities at budget time. Actual data are later compiled when public accounts are published by provincial governments.

**MAIN TOPICS:**

*Provincial and territorial government financial statistics, system of government Financial Management Statistics (FMS)*

*Provincial and territorial governments, gross revenue, by revenue source, by province/territory*

*Provincial and territorial governments, gross expenditure, by expenditure function, by province/territory*

*Reconciliation of gross general revenue with provincial accounts*

*Reconciliation of gross general expenditure with provincial accounts  
Historical summary of gross general revenue and expenditure, by province*

COLLECTION:

**START DATE:**  
1950

**REFERENCE PERIOD:**  
Fiscal year

**DATA COLLECTION METHOD(S):**  
100% Extraction from administrative files

**FREQUENCY:**  
Annual

**TYPE OF SURVEY:**  
Census

**COLLECTION PERIOD:**  
From April to June

POPULATION:

**TARGET UNIVERSE:**  
Provincial and territorial governments and their special funds, excluding their commercial enterprises

**POPULATION SIZE:**  
12

**STATISTICAL UNITS:**  
Provincial government entity

CLASSIFICATION:

**GEOGRAPHIC COVERAGE:**  
Canada

**SIC COVERAGE:**  
SIC-E 1980 - Major group 82

**GEOGRAPHIC CODING - MICRO DATA:**  
Province

DISSEMINATION:

**RELEASE TIME:**  
Estimates are available June 30th of the reference fiscal year; Actual data are available in March, 24 months after the reference fiscal year

**CANSIM MATRICES:**  
2751-2763

**PUBLICATIONS (CATALOGUED):**  
68-207

**GEOGRAPHIC UNITS DISSEMINATED:**  
Canada; Provinces; Territories

**OTHER STATISTICAL DATA PRODUCTS:**  
Customised tabulation or data file

CONTACT PERSON: *Terry Moore; (613) 951-8561; Chief, Public Finance Section;  
Public Institutions Division*



**57-1722 Provincial Government - Revenue and Expenditure Estimates for System of National Accounts (SNA)**

This is a quarterly census of provincial and territorial revenue and expenditure classified according to the System of National Accounts.

**MAIN TOPICS:**

*Provincial government, revenue and expenditure accounts*  
*National income and expenditure accounts, provincial sub-sector*  
*Provincial gross domestic product, income-based, at market prices*  
*Provincial gross domestic product, expenditure-based, at market prices*

**COLLECTION:**

**START DATE:**  
1961

**REFERENCE PERIOD:**  
Quarter

**DATA COLLECTION METHOD(S):**  
100% Extraction from administrative files

**FREQUENCY:**  
Quarterly

**TYPE OF SURVEY:**  
Census

**POPULATION:**

**TARGET UNIVERSE:**  
Provincial governments and their special funds,  
excluding their commercial enterprises

**POPULATION SIZE:**  
12

**STATISTICAL UNITS:**  
Provincial government

**CLASSIFICATION:**

**GEOGRAPHIC COVERAGE:**  
Canada

**SIC COVERAGE:**  
SIC-E 1980 - Major group 82

**GEOGRAPHIC CODING - MICRO DATA:**  
2 digit SGC codes

**OTHER COVERAGE:**  
System of National Accounts (SNA)

**DISSEMINATION:**

**RELEASE TIME:**  
2 months after the reference quarter

**CANSIM MATRICES:**  
2712

**GEOGRAPHIC UNITS DISSEMINATED:**  
Canada; Provinces; Territories

**PUBLICATIONS (CATALOGUED):**  
13-001; 13-201; 13-213

**REFERENCE DOCUMENTS:**

13-549E

**CONTACT PERSON:** *James Temple; (613) 951-1832; Unit Head,  
Quarterly Revenue and Expenditure Estimates;  
Public Institutions Division*

## 57-1723 Provincial Government Assets, Liabilities, Sources and Application of Funds

This is an annual analysis of the year-end financial assets and liabilities of provincial and territorial governments, their boards, agencies and commissions.

**MAIN TOPICS:**

*Provincial and territorial government financial statistics as measured on the Canadian System of Financial Management Statistics (FMS)*

*Balance sheets: assets, liabilities and net worth, by detail*

*Source and application of funds*

*Market and non-market bonds held as investment*

*Market and non-market bond issues outstanding*

*Bond and debentures issued and retired*

*Financial assets, liabilities and guaranteed debt, historical summary*

*Reconciliation of balance sheets with balance sheets as per public accounts*

**NOTES:**

Publications (Catalogued): 69-209 has been suspended indefinitely.

**COLLECTION:****START DATE:**

1950

**FREQUENCY:**

Annual

**REFERENCE PERIOD:**

Fiscal year

**POPULATION:****TARGET UNIVERSE:**

Provincial and territorial governments and their non-commercial crown corporations

**STATISTICAL UNITS:**

Provincial and territorial governments

**CLASSIFICATION:****GEOGRAPHIC COVERAGE:**

Canada

**SIC COVERAGE:**

SIC-E 1980 - Major group 82

*Crimes of violence, Indian reserves in Saskatchewan*  
*Property crimes, Indian reserves in Saskatchewan*  
*Traffic crimes, Indian reserves in Saskatchewan*

COLLECTION:

**START DATE:**  
1989

**REFERENCE PERIOD:**  
Calendar year 1989

**DATA COLLECTION METHOD(S):**  
100% Extraction from administrative files

**FREQUENCY:**  
One time only

**TYPE OF SURVEY:**  
Census

POPULATION:

**TARGET UNIVERSE:**  
All offences reported to, or known to, the police, by the most serious offence

**POPULATION SIZE:**  
94 Reserve coded areas in Saskatchewan

**STATISTICAL UNITS:**  
Offence

CLASSIFICATION:

**GEOGRAPHIC COVERAGE:**  
Saskatchewan Indian reserves

DISSEMINATION:

**GEOGRAPHIC UNITS DISSEMINATED:**  
Justice Administration Areas (JAAs)

**PUBLICATIONS (NON-CATALOGUED):**  
Crime in Aboriginal Communities - Saskatchewan 1989

CONTACT PERSON: Gord McKay; (613) 951-9023; Information officer;  
Canadian Centre for Justice Statistics

---

## 56-3318 Sub-Provincial Data System

This is a quinquennial survey of uniform crime reporting (UCR) and crime data and information including census variables for geographic areas which parallel justice administration areas in the province.

**MAIN TOPICS:**

*Crime and justice subprovincial data by type, by selected census variables*  
*Crime data by socio-economic and demographic characteristics for provinces and census sub-divisions (SCD).*

COLLECTION:**START DATE:**

1990 - 12

**DATA COLLECTION METHOD(S):**

Downloading of data from mainframe from other surveys which exist

**TYPE OF SURVEY:**

Census

**REFERENCE PERIOD:**

Calendar year 1981, 1986

**FREQUENCY:**

Every five years based on Census Year

**COLLECTION PERIOD:**

1981, 1986

POPULATION:**STATISTICAL UNITS:**7 Uniform Crime Reporting (UCR) Quantifier and  
Census Absolute numbers; Unemployment ratesCLASSIFICATION:**GEOGRAPHIC COVERAGE:**

Canada

**GEOGRAPHIC CODING - MICRO DATA:**

Census subdivisions

DISSEMINATION:**RELEASE TIME:**

December 1, 1990

**REFERENCE DOCUMENTS:**

Wordperfect data definition on electronic diskette

CONTACT PERSON: *Rick Beattie; (613) 951-7622; Chief, Integration and Analysis;  
Canadian Centre for Justice Statistics*

---



**OTHER COVERAGE:**

Canadian System of Government Financial Management Statistics (FMS)

**DISSEMINATION:****RELEASE TIME:**

September following the year of the reference fiscal year end

**GEOGRAPHIC UNITS DISSEMINATED:**

Canada; Provinces; Territories

**CANSIM MATRICES:**

3201-3213

**PUBLICATIONS (CATALOGUED):**

68-209; (See NOTES)

**OTHER STATISTICAL DATA PRODUCTS:**

Standard tabulation or data file -

Name: Provincial Government Assets and Liabilities

Method(s) of dissemination: Hard copy/printout

**CONTACT PERSON:** *Andy Gareau; (613) 951-1826; Head, Governments and Social Security Funds; Public Institutions Division*

---

**57-1724 Provincial Government - Financial Flows**

This is a quarterly record of the acquisition of financial assets and issuance of financial liabilities which underlie the net lending and borrowing of the provincial government subsector and the Quebec Pension Plan subsector.

**MAIN TOPICS:**

*Provincial government, financial flows: assets and liabilities*

*Provincial government, net lending and borrowing*

*Quebec Pension Plan, assets and liabilities*

**COLLECTION:****START DATE:**

1966

**FREQUENCY:**

Quarterly

**REFERENCE PERIOD:**

Calendar year; Quarter

**POPULATION:****TARGET UNIVERSE:**

Provincial and territorial governments and their non-commercial crown corporations

**STATISTICAL UNITS:**

Provincial and territorial governments

CLASSIFICATION:**GEOGRAPHIC COVERAGE:**

Canada

**SIC COVERAGE:**

SIC-E 1980 - Major group 82

DISSEMINATION:**RELEASE TIME:**

Data are only released to the Financial Flows Section of National Accounts and Environment Division (NAED) who releases data to the public (see ID 12-1804)

**GEOGRAPHIC UNITS DISSEMINATED:**

Canada

**OTHER COVERAGE:**

System of National Accounts (SNA) Classification of Assets and Liabilities

**CANSIM MATRICES:**

734;739;784;789

**PUBLICATIONS (CATALOGUED):**

13-014; 13-214

**REFERENCE DOCUMENTS:**

13-585E

CONTACT PERSON: *Andy Gareau; (613) 951-1826; Head, Governments and Social Security Funds; Public Institutions Division*

**57-1725 Provincial Government Business Enterprise Finance**

This program presents annual revenue and expense statements, unappropriated surplus statements and balance sheets by industry and by province for all provincial government business enterprises.

**MAIN TOPICS:**

*Provincial government business enterprises, financial statistics, by province, by industry*  
*Assets, liabilities and net worth, by province, by industry*  
*Current income and expenses, by province, by industry*  
*Provincial government business enterprises and their subsidiaries, by level, by province*

**NOTES:**

Publications (Catalogued): 61-204 has been suspended.

COLLECTION:**START DATE:**

1958

**TYPE OF SURVEY:**

Census

**DATA COLLECTION METHOD(S):**

75% Extraction from administrative files; 20% Self-completion, mail out/mail back; 5% Telephone interview

**REFERENCE PERIOD:**

Calendar year; Fiscal year

**FREQUENCY:**

Annual

**COLLECTION PERIOD:**

Continuous

POPULATION:**TARGET UNIVERSE:**

All provincial government business enterprises

**STATISTICAL UNITS:**

Enterprise

**POPULATION SIZE:**

130

CLASSIFICATION:**GEOGRAPHIC COVERAGE:**

Canada

**SIC COVERAGE:**

SIC-E 1980 - All industries

DISSEMINATION:**RELEASE TIME:**

2 years after the reference year

**PUBLICATIONS (CATALOGUED):**

61-204; See NOTES

**GEOGRAPHIC UNITS DISSEMINATED:**

Canada; Provinces; Territories

**OTHER STATISTICAL DATA PRODUCTS:**

Customised tabulation or data file

**CANSIM MATRICES:**

3267-3270

CONTACT PERSON:*Richard Sauriol; (613) 951-1829; Head, Government Business Enterprises Unit;  
Public Institutions Division***57-1726 Control and Sales of Alcoholic Beverages in Canada**

This is an annual publication which sets out in detail government revenue related to the sale of alcoholic beverages and revenue received from the control of alcoholic beverages. This program also presents in detail sales by value and by volume and per capita sales by value and volume for persons 15 years of age and over.

**MAIN TOPICS:***Alcoholic beverages, control, sales and financial statistics**Provincial liquor boards and commissions, financial statistics**Income statement: income and expenses, by detail**Net income of liquor authorities, by province and territory**Government revenue from the control and sale of alcoholic beverages, by province and territory**Sales of alcoholic beverages, by type, by volume, by province and territory**Sales of alcoholic beverages, by type, by value, by province and territory**Per capita sales, by value and, by volume, by type of beverage, by province and territory**Imports and exports of alcoholic beverages, by type of beverage*

*Sales of alcoholic beverages, by volume and, by value, by vendor, by province and territory*  
*Sales of wines and beer through wineries and breweries, by province and territory*

**NOTES:**

Publications (Catalogued): 63-202 has been suspended.

**COLLECTION:****START DATE:**

1920

**REFERENCE PERIOD:**

Fiscal year

**DATA COLLECTION METHOD(S):**

90% Self-completion, mail out/mail back; 8%  
Extraction from administrative files; 2% Telephone  
interview

**FREQUENCY:**

Annual

**COLLECTION PERIOD:**

Continuous

**TYPE OF SURVEY:**

Census

**POPULATION:****TARGET UNIVERSE:**

Organizations involved in the control and sales of  
alcoholic beverages in Canada (e.g. provincial liquor  
authority, brewer's association)

**POPULATION SIZE:**

17

**STATISTICAL UNITS:**

Liquor authority

**CLASSIFICATION:****GEOGRAPHIC COVERAGE:**

Canada

**DISSEMINATION:****RELEASE TIME:**

15 months after the reference fiscal year

**PUBLICATIONS (CATALOGUED):**

63-202; (See NOTES)

**GEOGRAPHIC UNITS DISSEMINATED:**

Canada; Provinces; Territories

**OTHER STATISTICAL DATA PRODUCTS:**

Standard tabulation or data file -

Name: Control and Sales of Alcoholic Beverages

Method(s) of dissemination: Hard copy/printout

**CANSIM MATRICES:**

2728-2730

**CONTACT PERSON:**

*Richard Sauriol; (613) 951-1829; Head, Government Business Enterprises Unit;  
Public Institutions Division*



**57-1727 Provincial Government Business Enterprises Component of the National Income and Expenditure Accounts and Financial Flow Accounts**

This is a quarterly survey collecting profits and other financial information from provincial government business enterprises.

**MAIN TOPICS:**

*Provincial government business enterprises, financial flows accounts*

*Balance sheet data*

*Income statement data, current*

*Unappropriated surplus and equity reserves*

**COLLECTION:****START DATE:**

1958

**REFERENCE PERIOD:**

Quarter

**DATA COLLECTION METHOD(S):**

40% Self-completion, mail out/mail back; 35% Telephone interview; 20% Extraction from administrative files; 5% Face to face personal interview

**FREQUENCY:**

Quarterly

**COLLECTION PERIOD:**

From end of quarter to 31 days after

**TYPE OF SURVEY:**

Census

**POPULATION:****TARGET UNIVERSE:**

Major provincial government business enterprises

**STATISTICAL UNITS:**

Enterprise

**POPULATION SIZE:**

52

**CLASSIFICATION:****GEOGRAPHIC COVERAGE:**

Canada

**SIC COVERAGE:**

SIC-E 1980 - All industries

**DISSEMINATION:****RELEASE TIME:**

Data are released to the Financial Flows Section and to the Income and Expenditure Accounts Section of the National Accounts and Environment Division who release data to the public (See ID 12-1804 and 11-1901).

**GEOGRAPHIC UNITS DISSEMINATED:**

Canada; Provinces; Territories

**PUBLICATIONS (CATALOGUED):**

13-001; 13-014; 13-201; 13-213

**OTHER STATISTICAL DATA PRODUCTS:**

Customised tabulation or data file

**CONTACT PERSON:** *Richard Sauriol; (613) 951-1829; Head, Government Business Enterprises Unit; Public Institutions Division*

## 57-1728 Provincial and Territorial Government Employment and Payroll

This survey collects and disseminates monthly information, on the number of employees and total remuneration of provincial and territorial governments and, on a quarterly basis, provincial government business enterprises.

**MAIN TOPICS:**

*Provincial and territorial governments: employment and payroll statistics, by employee characteristics and by province or territory*

*Provincial and territorial governments: employees and gross payroll, by component, by type of employee, and by province or territory*

*Provincial and territorial governments, general: employees and gross payroll, by function and by province or territory*

*Provincial and territorial government enterprises: employees and gross payroll: by type of employee and by province or territory*

*Provincial and territorial government enterprises: employees and gross payroll: by industry and by province or territory*

**NOTES:**

Population Size: The size was estimated to be 500 units by adding the following: one unit for each provincial or territorial government (i.e. all departments and special funds part of the general government function), one unit for each business enterprise, and one unit for every other separate entity (e.g. community colleges, provincial hospitals).

**COLLECTION:****START DATE:**

1959

**REFERENCE PERIOD:**

Month

**DATA COLLECTION METHOD(S):**

50% Self-completion in machine readable form;  
40% Extraction from administrative files (Copy of payroll); 10% Self-completion, mail out/mail back

**FREQUENCY:**

Monthly

**COLLECTION PERIOD:**

From end of month to 15 days after

**TYPE OF SURVEY:**

Census

**POPULATION:****TARGET UNIVERSE:**

All provincial and territorial governments, their special funds and their business enterprises

**POPULATION SIZE:**

500: See NOTES

**STATISTICAL UNITS:**  
Provincial government entity

**CLASSIFICATION:**

**GEOGRAPHIC COVERAGE:**  
Canada

**SIC COVERAGE:**  
SIC-E 1970, 1980 - Major group 82 and other industries

**GEOGRAPHIC CODING - MICRO DATA:**  
Province

**DISSEMINATION:**

**RELEASE TIME:**  
90 days after the end of the quarter

**REFERENCE DOCUMENTS:**  
72-007

**GEOGRAPHIC UNITS DISSEMINATED:**  
Canada; Provinces; Territories

**OTHER STATISTICAL DATA PRODUCTS:**  
Standard tabulation or data file -  
Name: Provincial Government Employment (PGE)  
Analysis Table  
Method(s) of dissemination: Hard copy/printout

**CANSIM MATRICES:**  
2722

**PUBLICATIONS (CATALOGUED):**  
72-007

**SOURCES FOR CUSTOMISED PRODUCTS:**  
Name: PGE file  
Number of variables: 10  
Main variables: Province

**CONTACT PERSON:** *Chris van Millingen; (613) 951-0623; Analyst, Provincial and Territorial Governments; Public Institutions Division*

**57-1729 Federal Government Business Enterprise Component of National Income and Expenditure Accounts and Financial Flow Accounts**

This is a quarterly survey collecting profits and other selected financial information from federal government business enterprises.

**MAIN TOPICS:**  
*Federal government business enterprises, financial flow accounts  
Balance sheet data  
Income statement data*

**COLLECTION:**

**START DATE:**  
1958

**DATA COLLECTION METHOD(S):**  
70% Self-completion, mail out/mail back; 5% Telephone interview; 20% Extraction from administrative files; 5% Face to face personal interview

**TYPE OF SURVEY:**

Census

**FREQUENCY:**

Quarterly

**REFERENCE PERIOD:**

Quarter

**COLLECTION PERIOD:**

25 days after end of quarter to 31 days after

**POPULATION:****TARGET UNIVERSE:**

Major federal government business enterprises, including monetary authorities

**POPULATION SIZE:**

32

**STATISTICAL UNITS:**

Enterprise

**CLASSIFICATION:****GEOGRAPHIC COVERAGE:**

Canada

**SIC COVERAGE:**

SIC-E 1980 - All industries

**DISSEMINATION:****RELEASE TIME:**

Data are released to the Financial Flows Section and to the Income and Expenditure Accounts Section of the National Accounts and Environment Division who release data to the public (See ID 12-1804 and 11-1901)

**PUBLICATIONS (CATALOGUED):**

13-001; 13-014; 13-201

**OTHER STATISTICAL DATA PRODUCTS:**

Customised tabulation or data file

**GEOGRAPHIC UNITS DISSEMINATED:**

Canada

**CONTACT PERSON:** *Richard Sauriol; (613) 951-1829; Head, Government Business Enterprises Unit; Public Institutions Division*

**57-1730 Federal Government Business Enterprise Finance**

This program presents annual income and expenditure statements, unappropriated surplus statements and balance sheets by industry for all federal government business enterprises.

**MAIN TOPICS:***Federal government business enterprises, financial statistics**Federal government business enterprises, by industry**Balance sheet data**Income statement**Statement of retained earnings*



**NOTES:**

Publications (Catalogued): 61-203 has been suspended.

**COLLECTION:****START DATE:**

1958

**DATA COLLECTION METHOD(S):**

95% Extraction from administrative files; 5%  
Telephone interview

**TYPE OF SURVEY:**

Census

**POPULATION:****TARGET UNIVERSE:**

Federal government business enterprises, including  
monetary authorities

**CLASSIFICATION:****GEOGRAPHIC COVERAGE:**

Canada

**DISSEMINATION:****RELEASE TIME:**

14 months after the reference year

**GEOGRAPHIC UNITS DISSEMINATED:**

Canada

**CANSIM MATRICES:**

3214-3240

**CONTACT PERSON:** *Richard Sauriol; (613) 951-1829; Head, Government Business Enterprises Unit;  
Public Institutions Division*

**REFERENCE PERIOD:**

Calendar year; Fiscal year

**FREQUENCY:**

Annual

**COLLECTION PERIOD:**

Continuous

**POPULATION SIZE:**

35

**STATISTICAL UNITS:**

Enterprise

**SIC COVERAGE:**

SIC-E 1980 - All industries

**PUBLICATIONS (CATALOGUED):**

61-203 (See NOTES)

**OTHER STATISTICAL DATA PRODUCTS:**

Customised tabulation or data file

---

**57-1731 Local Government Gross Revenues and Expenditures - Actual Data**

This annual program presents actual data on local government current revenue and expenditures and on capital expenditures.

**MAIN TOPICS:**

*Local government, actual gross revenue and expenditure as measured on the Canadian system of Financial Management Statistics (FMS)*

*Local government, gross revenue, by source, by province*

*Local government, gross expenditure, by function, by province*

**COLLECTION:****START DATE:**

1945

**REFERENCE PERIOD:**

Fiscal year

**DATA COLLECTION METHOD(S):**

100% Extraction from administrative files

**FREQUENCY:**

Annual

**TYPE OF SURVEY:**

Census

**POPULATION:****TARGET UNIVERSE:**

Local government non-business entities in Canada

**STATISTICAL UNITS:**

Local government entity

**POPULATION SIZE:**

7,287

**CLASSIFICATION:****GEOGRAPHIC COVERAGE:**

Canada

**OTHER COVERAGE:**

Canadian System of Government Financial Management Statistics (FMS)

**SIC COVERAGE:**

SIC-E 1980 - Major group 83, 851 (part of), 861 (part of)

**DISSEMINATION:****RELEASE TIME:**

30 months after the reference fiscal year

**PUBLICATIONS (CATALOGUED):**

68-204

**GEOGRAPHIC UNITS DISSEMINATED:**

Canada; Provinces; Territories

**OTHER STATISTICAL DATA PRODUCTS:**

Standard tabulation or data file -

Name: Unnamed

Method(s) of dissemination: a) Hard copy/printout,  
b) Diskette**CANSIM MATRICES:**

2764-2776

**CONTACT PERSON:** *Terry Moore; (613) 951-8561; Chief, Public Finance Section;  
Robert Loggie; (613) 951-1809; Analyst, Public Finance Section;  
Public Institutions Division*

**57-1732 Local Government Financial Management Statistics - Current Revenue and Expenditure - Preliminary Data and Estimates**

This annual survey presents current (operating) revenue and expenditures on a preliminary and estimate basis.

**MAIN TOPICS:**

*Local government, current revenue and expenditures*

*Local government, gross current revenue, by source*

*Local government, gross current expenditures, by function or service*

**COLLECTION:****START DATE:**

1955

**REFERENCE PERIOD:**

Fiscal year

**DATA COLLECTION METHOD(S):**

100% Self-completion, mail out/mail back

**FREQUENCY:**

Annual

**TYPE OF SURVEY:**

Sample

**COLLECTION PERIOD:**

From April to September

**POPULATION:****TARGET UNIVERSE:**

Local government non-business entities in Canada

**STATISTICAL UNITS:**

Local government entity

**POPULATION SIZE:**

7,287

**CLASSIFICATION:****GEOGRAPHIC COVERAGE:**

Canada

**SIC COVERAGE:**

SIC-E 1980 - Major group 83, 851 (part of), 861 (part of)

**GEOGRAPHIC CODING - MICRO DATA:**

7 digit SGC codes - 1981

**OTHER COVERAGE:**

Canadian System of Government Financial Management Statistics (FMS)

**DISSEMINATION:****RELEASE TIME:**

Estimates are available 1 month after the reference fiscal year; Preliminary data are available 13 months after the reference fiscal year

**GEOGRAPHIC UNITS DISSEMINATED:**

Canada; Provinces; Territories

**CANSIM MATRICES:**

2764-2776

**OTHER STATISTICAL DATA PRODUCTS:**

Standard tabulation or data file -

Name: Unnamed

Method(s) of dissemination: a) Hard copy/printout,  
b) Diskette

**CONTACT PERSON:** Terry Moore; (613) 951-8561; Chief, Public Finance Section;  
Robert Loggie; (613) 951-1809; Analyst, Public Finance Section;  
Public Institutions Division

**57-1733 Local Government Financial Management Statistics - Capital Expenditures**

This semi-annual survey presents (operating) capital expenditures information on a forecast, revised forecast, preliminary and actual basis.

**MAIN TOPICS:***Local governments, capital expenditure statistics**Local governments, capital grants from other governments**Local governments, capital expenditure, by asset type, by function**Local governments, capital grants, by level of government, by function**Local governments, repair and maintenance expenditures on fixed assets**Local governments, disposal or sales of fixed assets, by selling price, capital cost and age of asset**Local governments, capital expenditure, disposal or sale, by reason***COLLECTION:****START DATE:**

1955

**REFERENCE PERIOD:**

Fiscal year

**DATA COLLECTION METHOD(S):**

100% Self-completion, mail out/mail back

**FREQUENCY:**

Semi-annual

**TYPE OF SURVEY:**

Sample

**COLLECTION PERIOD:**

From April to June; From November to January

**POPULATION:****TARGET UNIVERSE:**

Municipal governments in Canada

**STATISTICAL UNITS:**

Municipality

**POPULATION SIZE:**

3,831



CLASSIFICATION:**GEOGRAPHIC COVERAGE:**

Canada

**SIC COVERAGE:**

SIC-E 1980 - Major group 83

**GEOGRAPHIC CODING - MICRO DATA:**

7 digit SGC codes - 1981

DISSEMINATION:**RELEASE TIME:**

Data are published by the Capital Expenditures  
Section of Investment and Capital Stock Division  
(See ID 23-2803, 23-2804 and 23-2805)

**PUBLICATIONS (CATALOGUED):**

61-205; 61-206

**GEOGRAPHIC UNITS DISSEMINATED:**

Canada; Provinces; Territories

**OTHER STATISTICAL DATA PRODUCTS:**

Standard tabulation or data file -

Name: Unnamed

Method(s) of dissemination: a) Hard copy/printout,  
b) Diskette

**CANSIM MATRICES:**

2764-2776

CONTACT PERSON:

*Terry Moore; (613) 951-8561; Chief, Public Finance Section;  
Robert Loggie; (613) 951-1809; Analyst, Public Finance Section;  
Public Institutions Division*

**57-1734 Financial Statements from Federal Crown Corporations**

This quarterly survey consists of the preparation of industry financial statements for federal crown corporations.

**MAIN TOPICS:***Government crown corporations: financial statistics, income and outlay account**Government business enterprises, income and outlay account**Federal crown corporations, income statement data, income, expenditure, surplus or deficit**Federal crown corporations, balance sheet data, assets, liabilities and net worth**Federal crown corporations, current capital expenditures, and investment data*COLLECTION:**DATA COLLECTION METHOD(S):**

75% Self-completion, mail out/mail back; 25%  
Extraction from administrative files

**REFERENCE PERIOD:**

Quarter

**TYPE OF SURVEY:**

Census

**FREQUENCY:**

Quarterly

POPULATION:

**TARGET UNIVERSE:**  
All federal crown corporations

**STATISTICAL UNITS:**  
Corporation

CLASSIFICATION:

**SIC COVERAGE:**  
SIC-E 1980 - All industries

DISSEMINATION:

**RELEASE TIME:**  
Statistical activity still at the project stage

**GEOGRAPHIC UNITS DISSEMINATED:**  
Canada

CONTACT PERSON: *Paul Blouin; (613) 951-8563; Chief, Economic Statistics Section;  
Public Institutions Division*

## 57-1735 Consolidated Government Revenue and Expenditure

This program produces consolidated information on revenue (by source) and expenditure (by function) of the three levels of governments. Data are available for two categories of consolidation: (1) Provincial and local governments, and (2) Federal, provincial and local governments. Two sets of data are produced: estimates (based mainly on budget data) and actual data (based on final data).

**MAIN TOPICS:**

*Government finance, consolidated statistical profile of financial operations of revenue and expenditure, by category of consolidation, as per system of Government Financial Management Statistics (FMS)*

*Consolidated government finance, all levels of government, revenue by source, and expenditure by function*

*Consolidated provincial/local government revenue by source, and expenditure by function, by province/territory*

*Consolidated government revenue by source, classified in economic terms*

*Consolidated government expenditure by function, classified in economic terms*

*Consolidated government revenue, by source, by category of consolidation*

*- income taxes*

*- property and related taxes*

*- consumption taxes*

*- health and social insurance levies*

*- natural resource revenue*

*- privileges, licenses and permits*

*- investments, return on*

*- goods and services, sales*

*Consolidated government expenditures, by function, by category of consolidation*

*- general services*

*- protection of persons and property*

*- transportation and communications*

*- health*

- social services/security
- education
- resource conservation and industrial development
- environment
- recreation and culture
- labour employment and immigration
- housing
- foreign affairs and international assistance
- regional planning and development
- research establishment
- debt charges

COLLECTION:

**START DATE:**  
1975

**FREQUENCY:**  
Annual

**REFERENCE PERIOD:**  
Fiscal year

POPULATION:

**TARGET UNIVERSE:**  
Federal, provincial and local governments universe  
as defined for each level of government

CLASSIFICATION:

**GEOGRAPHIC COVERAGE:**  
Canada

**OTHER COVERAGE:**  
Canadian System of Government Financial  
Management Statistics (FMS)

**SIC COVERAGE:**  
SIC-E 1980 - Division N

DISSEMINATION:

**RELEASE TIME:**  
Estimates are available 11 months after the  
beginning of the reference fiscal year; Actual data  
are available 31 months after the reference fiscal  
year

**CANSIM MATRICES:**  
3146-3160

**PUBLICATIONS (CATALOGUED):**  
68-202

**GEOGRAPHIC UNITS DISSEMINATED:**  
Canada; Provinces

**CONTACT PERSON:** Terry Moore; (613) 951-8561; Chief, Public Finance Section;  
Public Institutions Division

## 57-3212 Social Security, National Programs

This is an occasional statistical analysis on the complete range of federal programs in the income security field.

### MAIN TOPICS:

*Social security and welfare, national programs, demographic and macro-economic data*  
*Unemployment insurance program, beneficiaries, benefit payments, by type of benefit*  
*Unemployment insurance programs, cost and current accounts, by revenue, expenditures and balance or surplus*  
*Unemployment insurance, disqualifications and disentitlements from receiving payments, by reason*  
*Canada and Quebec pension plans, contributors and contributions, beneficiaries, benefits, by type of benefit*  
*Canada and Quebec pension plans, statement of accounts, sources of funds, net expenditures and balance or surplus*  
*Family allowances, families receiving family allowances, and children in payment*  
*Families receiving child tax credit, by marital status of parents, children in payment and net income level of family*  
*Old age security program, basic pension, guaranteed income supplement and spouse's allowance: beneficiaries and benefit payments, by type of benefits*  
*Guaranteed Income Supplement recipients, by sex and marital status*  
*Social allowances and welfare services, federal-provincial cost-shared welfare programs for persons in need, persons assisted and federal payments, by type of program*  
*Vocational rehabilitation of disabled persons, persons assisted and cost*  
*Canada Assistance Plan: young offenders and nursing home care, beneficiaries and cost*  
*War veterans and civilian war disability and dependent pensions, beneficiaries, payments, and federal expenditures*  
*War veterans and civilian war allowances, beneficiaries, payments and federal expenditures*  
*Indian social welfare, financial allowances and social assistance statistics*  
*Registered Indians on Reserves and Crown lands, Federal social assistance programs, beneficiaries, and expenditures, by type of program expense*  
*Registered Indians with on-reserve residency status, adults in residential care and related expenditures*  
*Registered Indians with on-reserve residency status, children in care and in residential schools for social reasons, and related expenditures*  
*New Horizons projects, grants approved, participants, by sex and age, by type of activity or project*  
*National welfare grants, projects supported, contributions, by type of program*

### NOTES:

- 1) Population Size: The population size and sample size vary with each program.
- 2) Start Date: Start dates vary according to the program.

### COLLECTION:

#### START DATE:

See NOTES

#### REFERENCE PERIOD:

Calendar year; Fiscal year

#### DATA COLLECTION METHOD(S):

100% Extraction from administrative files

#### FREQUENCY:

Occasional

#### TYPE OF SURVEY:

Census



POPULATION:

**TARGET UNIVERSE:**

Federal income security programs and the Quebec Pension Plan

**POPULATION SIZE:**

20: See NOTES

**STATISTICAL UNITS:**

Program

CLASSIFICATION:

**GEOGRAPHIC COVERAGE:**

Canada; Province; Territory

DISSEMINATION:

**RELEASE TIME:**

Data for the various programs become available at various times but within a year of the end of the reference year of each program

**GEOGRAPHIC UNITS DISSEMINATED:**

Canada; Provinces; Territories

**PUBLICATIONS (CATALOGUED):**

86-506; 86-507; 86-508; 86-509; 86-510; 86-511

CONTACT PERSON: *Hideo Mimoto; (613) 951-8385; Chief, Analysis Section;  
Public Institutions Division*

---



**61-2602 Estimates of Labour Income**

Monthly estimates of labour income include the main components of wages and salaries, and supplementary labour income on an all industry and province basis.

**MAIN TOPICS:**

*Labour income estimates, by component, unadjusted/adjusted for seasonal variation*

*Wages and salaries, by industry, unadjusted/adjusted for seasonal variation*

*Labour income estimates, by province/territories/abroad and component, unadjusted for seasonal variation*

*Wages and salaries, estimates, by province and industry, unadjusted for seasonal variation*

*Wages and salaries, estimates, by province, adjusted for seasonal variation*

*Wages and salaries, unadjusted/adjusted for seasonal variation, in goods-producing industries and service producing industries, estimates on provincial/industry basis*

**NOTES:**

SIC Coverage: The SIC 1970 was used until 1986. It is now based on SIC 1980, starting with 1987.

**COLLECTION:****START DATE:**

1926

**FREQUENCY:**

Monthly

**REFERENCE PERIOD:**

Month; Year

**POPULATION:****TARGET UNIVERSE:**

All employees for whom an employer makes CPP or QPP and/or UIC contributions

**STATISTICAL UNITS:**

Labour income earner

**CLASSIFICATION:****GEOGRAPHIC COVERAGE:**

Canada; Canadians working abroad

**SIC COVERAGE:**

SIC-E 1980 - All industries; (See NOTES)

**DISSEMINATION:****RELEASE TIME:**

Monthly data: 2 months after the reference month;

Annual data: 6 months after the reference year

**CANSIM MATRICES:**

807;808;1791;1792

**GEOGRAPHIC UNITS DISSEMINATED:**

Canada; Provinces; Territories; Outside Canada

**PUBLICATIONS (CATALOGUED):**

72-005

**CONTACT PERSON:** *Ed Bunko; (613) 951-4048; Chief, Labour Income Section;  
Labour Division*

## 61-2604 Unemployment Insurance Statistics - Monthly

These monthly data on the unemployment insurance program in Canada are provided by Employment and Immigration Canada. The survey universe covers contributors who request or collect unemployment insurance benefits.

### MAIN TOPICS:

*Unemployment insurance program statistics, employee contributors and contributions, insurance claimants and claims, benefit activities and beneficiaries, by demographic and geographic characteristics*  
*Unemployment insurance, initial and renewal claims received and claims allowed, beneficiaries by type of benefit*  
*Unemployment insurance benefits paid in dollars by type of benefit*  
*Unemployment insurance, number of weeks paid by type of benefit*  
*Unemployment insurance, average weekly payment in dollars by type of benefit*  
*Unemployment insurance claims, disqualifications and disentitlements by reason*  
*Unemployment insurance beneficiaries receiving regular benefits, by weekly insurable earnings, weeks of insurable employment and sex*  
*Unemployment insurance beneficiaries, by type of benefit, age group and sex*  
*Unemployment insurance, entrance requirements in weeks, regional extended benefit entitlements in weeks, and seasonally adjusted three-month average of regional unemployment rates*  
*Unemployment insurance, summary statistics, historical data*  
*Unemployment insurance beneficiaries receiving regular benefits seasonally adjusted*  
*Unemployment insurance, persons covered/insured*  
*Unemployment insurance beneficiaries receiving regular benefits with no earnings reported*  
*Unemployment insurance revenue and expenditures*

### COLLECTION:

#### START DATE:

1942

#### REFERENCE PERIOD:

Month

#### DATA COLLECTION METHOD(S):

100% Extraction from administrative files

#### FREQUENCY:

Monthly

#### TYPE OF SURVEY:

Census

### POPULATION:

#### TARGET UNIVERSE:

Contributors who request or collect unemployment insurance benefits

#### STATISTICAL UNITS:

Individual; Unemployment insurance claim received and allowed

#### POPULATION SIZE:

3,025,000



CLASSIFICATION:**GEOGRAPHIC COVERAGE:**

Canada

**OTHER COVERAGE:**

Area defined by postal codes

**GEOGRAPHIC CODING - MICRO DATA:**Postal codes; Province; Census Divisions;  
CMA/CA; EIC economic regionsDISSEMINATION:**RELEASE TIME:**

60 days after the reference month

**REFERENCE DOCUMENTS:**

73-202S

**GEOGRAPHIC UNITS DISSEMINATED:**Canada; Provinces; Territories; Census Divisions;  
Census metropolitan areas; Census agglomerations;  
Other: EIC economic regions**OTHER STATISTICAL DATA PRODUCTS:**

Standard tabulation or data file -

1) Name: Beneficiaries by Occupation

Method(s) of dissemination: Hard copy/printout

2) Name: Benefits, Weeks, Claims Received  
(Seasonally Adjusted)Method(s) of dissemination: Hard copy/printout  
Customised tabulation or data file**CANSIM MATRICES:**

5700-5717;5735;5736

**PUBLICATIONS (CATALOGUED):**

73-001; 73-202S

CONTACT PERSON: *André Picard; (613) 951-4045; Head, Unemployment Insurance Statistics Unit;  
Labour Division***61-2605 National Work Injuries Statistics Program**

This program collects information on work related time-loss injuries and illnesses from Provincial and Territorial Workers' Compensation Boards in Canada.

**MAIN TOPICS:***National Work Injuries Statistics Program, occupational health and safety data**Workers' compensation, work injuries and illness statistics by occupation (SOC), by industrial activity (SIC), and  
by injuries and illnesses based on the Canadian Work Injuries Standard (CWIS)**Time-loss injuries accepted by the Workers' Compensation Boards*COLLECTION:**START DATE:**

1982

**REFERENCE PERIOD:**

Calendar year

**DATA COLLECTION METHOD(S):**

100% Extraction from administrative files

**FREQUENCY:**

Annual

**TYPE OF SURVEY:**

Census

POPULATION:**TARGET UNIVERSE:**

All claims for work-related time-loss injuries or illnesses accepted by the respective Workers' Compensation Boards

**POPULATION SIZE:**

600,000

**STATISTICAL UNITS:**

Claim

CLASSIFICATION:**GEOGRAPHIC COVERAGE:**

Provinces; Northwest Territories

**SIC COVERAGE:**

SIC-E 1980 - All industries

DISSEMINATION:**RELEASE TIME:**

1 year after the reference calendar year

Method(s) of dissemination: a) Hardcopy/printout,  
b) Diskette, c) Tape

Customised tabulation or data file

Customised analytical studies

**GEOGRAPHIC UNITS DISSEMINATED:**

Provinces; Northwest Territories

**SOURCES FOR CUSTOMISED PRODUCTS:**

Name: Labour Division National Work Injuries File

Number of variables: 10

Main variables: Nature of injury, Part of body,  
Source of injury, Type of accident,  
Occupation, Industrial activity

**PUBLICATIONS (CATALOGUED):**

72-208

**OTHER STATISTICAL DATA PRODUCTS:**

Standard tabulation or data file -

Name: N/A

CONTACT PERSON: Joanne Proulx; (613) 951-4040; Head, National Work Injuries Statistics Program;  
Labour Division

## 61-2606 Help Wanted Index Survey

This monthly survey collects information for five regions and Canada from help wanted advertisements published in the classified sections of 22 major metropolitan area newspapers.

**MAIN TOPICS:**

*Help wanted indexes 1981 = 100, monthly and twelve month average, seasonally adjusted, and trend-cycle estimates for Canada and regions*

*Old help wanted indexes 1981 = 100, monthly and twelve month average, adjusted for seasonal variation from 1962 to 1988 for Canada and regions*

*Labour demand/Labour market indicators*

*Help wanted indexes, seasonally adjusted, Canada*

**NOTES:**

Publications (Catalogued): Publication 71-204 was discontinued with 1988 issue.

**COLLECTION:****START DATE:**

1962-01

**DATA COLLECTION METHOD(S):**

100% Observation/inspection

**TYPE OF SURVEY:**

Census

**REFERENCE PERIOD:**Saturday of the Labour Force Survey (ID 62-3701)  
reference week**FREQUENCY:**

Monthly

**COLLECTION PERIOD:**Saturday, during the week of the Labour Force  
Survey (ID 62-3701)**POPULATION:****TARGET UNIVERSE:**Help wanted advertisements published in the  
classified sections of 22 major Canadian newspapers**POPULATION SIZE:**

22

**STATISTICAL UNITS:**

Help wanted advertisement

**CLASSIFICATION:****GEOGRAPHIC COVERAGE:**

20 selected Census metropolitan areas

**DISSEMINATION:****RELEASE TIME:**The first Wednesday of a full week after the  
reference month**PUBLICATIONS (NON-CATALOGUED):**

Help-wanted index, 1981-1990

**GEOGRAPHIC UNITS DISSEMINATED:**Canada; Atlantic; Quebec; Ontario; Prairies; British  
Columbia; Census metropolitan areas - selected;  
Census agglomerations - selected;**REFERENCE DOCUMENTS:**

71-204

**CANSIM MATRICES:**

105

**OTHER STATISTICAL DATA PRODUCTS:**

Standard tabulation or data file -

1) Name: Provincial estimates

Method(s) of dissemination: Hard copy/printout

2) Name: Selected CMA/CA Estimates

Method(s) of dissemination: Hard copy/printout

Customised tabulation or data file

**PUBLICATIONS (CATALOGUED):**

(See NOTES)

**CONTACT PERSON:** *André Picard; (613) 951-4045; Head, Unemployment Insurance Statistics Unit;  
Labour Division*

## 61-2607 Quarterly Estimates of Trusteed Pension Funds

This quarterly survey provides estimates of income, expenditures and the distribution of assets by major investment categories in respect of trustee pension funds in Canada.

### MAIN TOPICS:

*Trusteed pension funds, quarterly estimates of income, by sources of income*  
*Trusteed pension funds, quarterly estimates of expenditures, by type of expenditure*  
*Trusteed pension funds, quarterly estimates of assets held, by type of assets (book value)*  
*Sources of income as a percentage of total income*  
*Investment vehicles as a percentage of total trustee pension fund assets*  
*Investment vehicles as a proportion of total growth in assets*

### COLLECTION:

#### START DATE:

1970

#### REFERENCE PERIOD:

Quarter

#### DATA COLLECTION METHOD(S):

100% Self-completion, mail out/mail back, for funds included in the survey

#### FREQUENCY:

Quarterly

#### TYPE OF SURVEY:

Sample

#### COLLECTION PERIOD:

Between two and twelve weeks after the end of each quarter

### POPULATION:

#### TARGET UNIVERSE:

All trustee pension funds (for employer-sponsored plans) in Canada

#### POPULATION SIZE:

3,500

#### STATISTICAL UNITS:

Pension fund

### CLASSIFICATION:

#### GEOGRAPHIC COVERAGE:

Canada

### DISSEMINATION:

#### RELEASE TIME:

14 to 18 weeks after the reference quarter

#### CANSIM MATRICES:

5749

#### GEOGRAPHIC UNITS DISSEMINATED:

Canada

#### PUBLICATIONS (CATALOGUED):

74-001

CONTACT PERSON: *Karen Maser; (613) 951-4033; Chief, Pensions Section; Labour Division*



**61-2608      Trusted Pension Funds: Financial Statistics**

This annual survey collects information on the financial operations of all trustee pension funds in Canada.

**MAIN TOPICS:**

*Trusted pension funds, administrative data (number of funds and membership) and financial data (source of income, type of expenditures and assets, at book/market values) by plan characteristics (variables)*

*Trusted pension plans as a component of the Canadian retirement income system, in terms of accumulated reserves*

*Trusted pension plans as a component of employer sponsored pension plans sub-system, in terms of number of plans and membership*

*Trusted pension funds: characteristics (variables): membership size group, asset size group, contributory/non-contributory status, public (government administration/enterprise) and private industrial classification, type of trust arrangement, type of organization of employees, type of plan (type of retirement benefit), type of investment manager*

**COLLECTION:**

**START DATE:**  
1957

**REFERENCE PERIOD:**  
Calendar year

**DATA COLLECTION METHOD(S):**  
100% Self-completion, mail out/mail back

**FREQUENCY:**  
Annual

**TYPE OF SURVEY:**  
Census

**COLLECTION PERIOD:**  
From February to September

**POPULATION:**

**TARGET UNIVERSE:**  
All trustee pension funds (established by employer-sponsored plans) in Canada

**POPULATION SIZE:**  
3,500

**STATISTICAL UNITS:**  
Pension fund

**CLASSIFICATION:**

**GEOGRAPHIC COVERAGE:**  
Canada

**DISSEMINATION:**

**RELEASE TIME:**  
11 months after the reference calendar year

**PUBLICATIONS (CATALOGUED):**  
74-201

**GEOGRAPHIC UNITS DISSEMINATED:**  
Canada

**OTHER STATISTICAL DATA PRODUCTS:**

Standard tabulation or data file -

Name: Annual Survey of Trusteed Pension Fund  
Tabulations

Method(s) of dissemination: Hard copy/printout

CONTACT PERSON: Karen Maser; (613) 951-4033; Chief, Pensions Section;  
Labour Division**61-2609 Pension Plans in Canada**

This annual survey collects information on the terms and conditions of all employer sponsored pension plans in Canada in both the private and public sectors.

**MAIN TOPICS:***Labour force and employed paid workers, pension plan coverage, by province**Pension plans, number and membership by sex and by plan characteristics (18 variables)**Pension plan beneficiaries and benefits received by total annual income (data from taxfilers)**Employer-sponsored pension plan recipients and sources of income (data from taxfilers)**Canada Pension Plan/Quebec Pension Plan, number of contributors and amount of contributions**Income support systems of Old Age Security (OAS) and Guaranteed Income Supplement (GIS), number of beneficiaries and amount of benefits**Registered retirement plans (RRSPs), number of contributors and amount of contributions, by total annual income (data from taxfilers)**Employer-sponsored pension plans and RRSPs, total and average contributions made by dual contributors, by annual income (data from taxfilers)***NOTES:**

Reference Period: Calendar year for financial data and January 1 for terms and conditions

COLLECTION:**START DATE:**

1970

**REFERENCE PERIOD:**

Calendar year; January 1 (See NOTES)

**DATA COLLECTION METHOD(S):**95% Extraction from administrative files; 5%  
Self-completion, mail out/mail back**FREQUENCY:**

Annual

**TYPE OF SURVEY:**

Census

**COLLECTION PERIOD:**

During the 14 months after the reference calendar year

POPULATION:

**TARGET UNIVERSE:**  
All employer-sponsored pension plans in Canada

**STATISTICAL UNITS:**  
Employer-sponsored pension plan

**POPULATION SIZE:**  
20,000

CLASSIFICATION:

**GEOGRAPHIC COVERAGE:**  
Canada

**SIC COVERAGE:**  
SIC 1970 - All industries

**GEOGRAPHIC CODING - MICRO DATA:**  
Province where plan is registered; Province where member works

DISSEMINATION:

**RELEASE TIME:**  
1 1/2 years after the reference period

**PUBLICATIONS (NON-CATALOGUED):**  
"Pension Plans in Canada 2990, Statistical highlights and key tables" - Supplement to 74-401

**GEOGRAPHIC UNITS DISSEMINATED:**  
Canada; Provinces; Territories

**OTHER STATISTICAL DATA PRODUCTS:**  
Standard tabulation or data file -  
Name: Pension Plans in Canada Tabulation  
Method(s) of dissemination: Hard copy/printout

**PUBLICATIONS (CATALOGUED):**  
74-401

CONTACT PERSON: Karen Maser; (613) 951-4033; Chief, Pensions Section;  
Labour Division

**61-2612 Survey of Employment, Payrolls and Hours (SEPH)**

This monthly survey collects information from selected firms or institutions which represent Canada's employer establishments, highlighting data on levels and trends of employment, average earnings and hours of work.

**MAIN TOPICS:**

*Estimated number of employees, firms of all sizes, firms with 200 employees or more and firms with less than 200 employees, by industry SIC 1980, by type of employees, for Canada, provinces and territories*

*Estimated weekly earnings, firms of all sizes, firms with 200 employees or more and firms with less than 200 employees, by industry SIC 1980, by type of employees, for Canada, provinces and territories*

*Estimated weekly hours and hourly earnings, firms of all sizes, firms with 200 employees or more and firms with less than 200 employees, by industry SIC 1980, by type of employees, for Canada, provinces and territories*

*Estimated number of employees and average weekly earnings, seasonally adjusted data, firms of all sizes, for the major industries in Canada and for the industrial aggregate for the provinces and territories*

*Fixed weighted indexes of average hourly earnings, unadjusted and seasonally adjusted data, firms of all sizes, for major industries, Canada and Provinces*

**NOTES:**

1) Geographic Units Disseminated: Data for subprovincial regions are available from March 1983 to December 1989.

**COLLECTION:****START DATE:**

1983-04

**REFERENCE PERIOD:**

Last seven days of reference month

**DATA COLLECTION METHOD(S):**

66% Self-completion, mail out/mail back; 13% Telephone interview; 12% Non-standard: Computer listing received from respondents; 9% Non-standard: Data transferred from Public Institutions Division

**FREQUENCY:**

Monthly

**COLLECTION PERIOD:**

From the 25th of the reference month to the 10th day of the second following month for the first estimate and to the 10th day of the third following month for the second (revised) estimate

**TYPE OF SURVEY:**

Sample

**POPULATION:****TARGET UNIVERSE:**

All firms, regardless of size, in all industries except agriculture, fishing, trapping, private household services, religious organizations and military services

**POPULATION SIZE:**

750,000

**STATISTICAL UNITS:**

Statistical establishment

**CLASSIFICATION:****GEOGRAPHIC COVERAGE:**

Canada

**SIC COVERAGE:**

SIC-E 1980 - All industries (except Divisions A and B, 811, 974 and 981)

**GEOGRAPHIC CODING - MICRO DATA:**

7 digit SGC codes - 1986

**DISSEMINATION:****RELEASE TIME:**

60 days after the reference month

**GEOGRAPHIC UNITS DISSEMINATED:**

Canada; Provinces; Territories; Subprovincial regions; (See Notes)



**CANSIM MATRICES:**

4285-4492;9639-9898

**PUBLICATIONS (CATALOGUED):**

72-002

**PUBLICATIONS (NON-CATALOGUED):**

"Employment, Earnings and Hours Historical Revisions 1983-1990"

Employment, Earnings and Hours Annual Averages 1991"

"Employment, Earnings and Hours Seasonally Adjusted"

**REFERENCE DOCUMENTS:**

72-002

**CONTACT PERSON:** *Peter Lys; (613) 951-4071; Assistant Director, Employment and Earnings Statistics; Labour Division*

**OTHER STATISTICAL DATA PRODUCTS:**

Standard tabulation or data file -

Name: Annual Averages and Monthly Estimates

Method(s) of dissemination: a) Hard copy/printout,  
b) Diskette

Customised tabulation or data file

**SOURCES FOR CUSTOMISED PRODUCTS:**

Name: SEPH Data File

Number of variables: 25

Main variables: Employment, Earnings, Hours

**61-2613 Annual Education Pay Distribution Survey**

This annual survey collects data on the pay structure for the teaching staff of the Canadian institutions in SIC 851, 852, 853. The data are then used by the Survey of Employment, Payroll and Hours (SEPH)(ID 61-2612) monthly system to accurately reflect the pay structure for teachers over the calendar year.

**MAIN TOPICS:**

*Educational institutions, regular teaching staff and substitute teachers, by pay distribution, for Canada, provinces and territories*

**COLLECTION:****START DATE:**

1983/84

**DATA COLLECTION METHOD(S):**

100% Computer assisted telephone interview (CATI)

**TYPE OF SURVEY:**

Sample

**POPULATION:****TARGET UNIVERSE:**

All institutions coded to SIC 1980 - 851, 852 and 853

**REFERENCE PERIOD:**

School year

**FREQUENCY:**

Annual

**COLLECTION PERIOD:**

From September 4 to September 28

**POPULATION SIZE:**

2,500

**STATISTICAL UNITS:**

Institutions

**CLASSIFICATION:****GEOGRAPHIC COVERAGE:**

Canada

**SIC COVERAGE:**

SIC 1980 - 851, 852, 853

**GEOGRAPHIC CODING - MICRO DATA:**

7 digit SGC codes - 1986

**DISSEMINATION:****RELEASE TIME:**

Data are only released as part of Survey of Employment, Payrolls and Hours (SEPH)(ID 61-2612)

**GEOGRAPHIC UNITS DISSEMINATED:**

School board jurisdictions

**PUBLICATIONS (CATALOGUED):**

72-002

**CONTACT PERSON:** *Peter Lys; (613) 951-4071; Assistant Director, Employment and Earnings Statistics; Labour Division*

---

**62-3502 Survey of Consumer Finances (SCF)**

This is a household survey that produces data for annual estimates of income distributions by size and of low income rates for individuals and families for the previous calendar year.

**MAIN TOPICS:**

- Families and individuals: income profiles and trends, by income groups and by socio-economic and geographic characteristics, for Canada and provinces*
- Families and unattached individuals: percentage distribution, by income groups, family, socio-economic and geographic characteristics*
- Persons not in families: income profiles, by income groups and selected characteristics: urban and rural areas, by size of residence*
- Female earners, male earners: percentage distributions, by earnings groups and selected characteristics*
- Women and men: comparison of average earnings and female to male earnings ratios, historical data*
- Low income: incidence of low income among families, unattached individuals and persons, by selected characteristics*
- Families, unattached individuals and individuals with income: percentage composition of their income within income quintiles, percentage distribution, by selected characteristics within income quintiles*
- Households within household income groups: percentage distribution, by household and dwelling characteristics and by household facilities and equipment, for urban and rural areas, by size*
- Census families, economic families, unattached individuals and persons not in families: percentage distribution, by income groups and their average and median incomes*
- Income: average family income, distribution of all family types and growth rate of average income, comparative statistics, for selected family unit types*
- Family and individual income in current and constant dollars for selected years*

**NOTES:**

Population Size: The population size is 20.1 million individuals which translates into 6.9 million census families and 3.8 million persons not in families, 7.0 million economic families and 3.1 million unattached individuals, 9.5 million households.

**COLLECTION:****START DATE:**

1951

**REFERENCE PERIOD:**

Calendar year

**DATA COLLECTION METHOD(S):**

83% Non-standard: Self completion, mail out/telephone back

**FREQUENCY:**

Annual

**TYPE OF SURVEY:**

Sample

**COLLECTION PERIOD:**

From the end of April to early May

**POPULATION:****TARGET UNIVERSE:**

Individuals age 15 or over with income and families in private households, excluding households on Indian reserves and inmates of institutions

**POPULATION SIZE:**

20,100,000: (See NOTES)

**STATISTICAL UNITS:**

Individual, age 15 or over with income; Census family; Economic family; Household

**CLASSIFICATION:****GEOGRAPHIC COVERAGE:**

Provinces

**SIC COVERAGE:**

SIC-E 1980 - All industries

**GEOGRAPHIC CODING - MICRO DATA:**

Size of area within province (eg. 500,000+ area in Ontario); Selected CMAs

**DISSEMINATION:****RELEASE TIME:**

11 months after the reference calendar year

**GEOGRAPHIC UNITS DISSEMINATED:**

Provinces; Census metropolitan areas - selected; Subprovincial areas by size of area of residence (e.g. population 500,000+, 100,000-499,999, 30,000-99,999, small urban, rural)

**PUBLICATIONS (CATALOGUED):**

13-207; 13-208; 13-210; 13-215; 13-217; 13-218

**REFERENCE DOCUMENTS:**

71-526

**MICRO DATA PRODUCTS:**

Standard - available on demand

1) Name: Individuals Aged 15 and Over With and Without Income (For Years 1981 to present, Excluding 1983)

Method(s) of dissemination: Tape

2) Name: Income of Economic Family Units (For Years 1973, 1975, 1977, 1979, 1981 to present, Excluding 1983)

Method(s) of dissemination: Tape

3) Name: Income of Census Family Units (For Years 1971, 1973, 1975, 1977, 1979, 1981 to present, Excluding 1983)

Method(s) of dissemination: Tape

4) Name: Household Income Facilities and Equipment (For Years 1971, 1973, 1975, 1977, 1979, 1981 to present, Excluding 1983)

Method(s) of dissemination: Tape

5) Name: Income, Assets and Debts of Economic Family Units (For 1976 and 1983)

Method(s) of dissemination: Tape

Customised - user defined

**OTHER STATISTICAL DATA PRODUCTS:**

Standard tabulation or data file -

Name: Survey of Consumer Finances

Method(s) of dissemination: a) Hard copy/printout, b) Diskette, c) Tape

Customised tabulation or data file

**SOURCES FOR CUSTOMISED PRODUCTS:**

Name: Household Surveys Division Divisional Master File

Number of variables: 480

Main variables: Demographic, Labour force, Income, Household facilities, Household, Economic family, Census family and individual levels of aggregation and summary derived variable creation

**CONTACT PERSON:** Kevin Bishop; (613) 951-2211; Survey Statistician; Household Surveys Division



**62-3503 Food Expenditure Survey (FE)**

This biennial household survey provides estimates of food expenditures and quantities purchased by private households.

**MAIN TOPICS:**

*Family food expenditure statistics, by major food categories, by type of food, by family characteristics, data detail, by geographic area*

*Families, average weekly food expenditure, data detail, by type of food and by family characteristics: by family size, by family type, by family composition, by family income group, by size of area of residence, and by region, province, or city*

*Families of two or more persons, average weekly food expenditure, selected data detail, by type of food, by family income group*

*Married couple families, average weekly food expenditure, selected data detail, by type of food and by family characteristics: by family income group, by age of husband, by type of family, by employment status of wife and age of youngest child*

*Unattached individuals, average weekly food expenditure, selected data detail, by type of food and by family income group, by age and sex of unattached individual*

*Food purchased from stores locally and on day trips, average weekly family food expenditure, by type of store, and by type of food*

*Food purchased from restaurants, average weekly family food expenditure, by meal type, by type of restaurant*  
*Families detailed average food expenditures and average quantities*

**NOTES:**

- 1) Geographic Coverage: The national program covers the 10 provinces, Whitehorse and Yellowknife. The urban program covers 17 urban areas (index cities).
- 2) Frequency: The survey is normally conducted at two different scales within a 4-year cycle.

**COLLECTION:**

**START DATE:**  
1938/39

**DATA COLLECTION METHOD(S):**  
100% Non-standard: Interview conducted and diaries left with respondent to be picked up at end of diary keeping period, 1 week for each diary, 2 consecutive weeks per respondent

**TYPE OF SURVEY:**  
Sample

**POPULATION:**

**TARGET UNIVERSE:**  
All households in Canada that are covered by the Labour Force Survey (LFS) (ID 62-3701) Frame

**REFERENCE PERIOD:**  
Calendar year

**FREQUENCY:**  
Biennial (See NOTES)

**COLLECTION PERIOD:**  
From January to December

**POPULATION SIZE:**  
9,400,000

**STATISTICAL UNITS:**

Household

CLASSIFICATION:**GEOGRAPHIC COVERAGE:**

Provinces; Whitehorse; Yellowknife; (See NOTES)

**GEOGRAPHIC CODING - MICRO DATA:**

Primary sampling unit (PSU) to list from Labour Force Survey (LFS) (ID 62-3701) frame; Provinces; Whitehorse; Yellowknife; 17 cities and urban strata 30,000+; Urban/rural size groups

DISSEMINATION:**RELEASE TIME:**

1 year after the reference period

**OTHER STATISTICAL DATA PRODUCTS:**

Standard tabulation or data file -

Name: Food Expenditure Survey

Method(s) of dissemination: a) Hard copy/printout,

b) Diskette, c) Tape, d) Other, Microfiche

Customised tabulation or data file

**GEOGRAPHIC UNITS DISSEMINATED:**

Provinces; Census metropolitan areas - selected;

Census agglomerations - selected; Urban strata

30,000+; Urban/rural size groups

**SOURCES FOR CUSTOMISED PRODUCTS:**

Name: Food Expenditures Survey

Number of variables: Approx. 1,000

Main variables: Demographic characteristics, Type of dwelling, Detailed food expenditure, Quantities purchased by type of store and number of meals, Expenditure by type of eating place

**PUBLICATIONS (CATALOGUED):**

62-554

**REFERENCE DOCUMENTS:**

62-554

"List of Tables and User Guide" (internal handout)

**MICRO DATA PRODUCTS:**

Standard - available on demand

Name: Family Food Expenditures Survey, Public

Use Microdata File

Method(s) of dissemination: Tape

CONTACT PERSON: *Cynthia Silver; (613) 951-4726; Head, Survey Methods and Operations; Household Surveys Division*

**62-3504 Survey of Family Expenditures (FEX)**

This biennial household survey provides estimates of expenditures by households covering their complete budgets for the reference calendar year.

**MAIN TOPICS:**

*Family expenditures, data detail, by household composition, by occupied dwelling characteristics, by family characteristics, and by geographic area*

*Family expenditures, data detail, by expenditure category, by family income group, by size of area of residence, by family type, size and composition, by class of tenure, by region, province or city*

*Family expenditures, data detail, by expenditure category, for*

*- families of two or more persons, by family income group, by class of tenure*

*- married couple families, by age of husband, by family type, by employment status of wife*

*- unattached individuals, by income group, age and sex*

*- lone or single parent families, by age and sex of head, and by selected family characteristics*

*Dwellings occupied, facilities and ownership characteristics, by type of dwelling, by family income group, by class of tenure, by type of family and by other dwelling and family characteristics*

*Average family expenditure, data detail, by family characteristics, by geographic area, for expenditure categories:*

*- food, alcohol, tobacco products*

*- shelter, by type*

*- household operations*

*- clothing*

*- household furnishings and equipment*

*- transportation (private, public) and travel*

*- medical care, health care, personal care*

*- education, recreation, and reading materials*

*- personal taxes*

*- security insurance*

*- gifts and charitable contributions*

*- child care, day care*

*- pet expenses*

*- domestic and cleaning expenses, etc.*

*- home entertainment equipment*

*- owned vacation home*

*- electronic computer equipment*

*Supplementary information for farmers*

*Changes in household financial position*

**NOTES:**

1) Geographic Coverage: The national program covers the 10 provinces, Whitehorse and Yellowknife. The urban program covers 17 urban areas (index cities).

2) Frequency: The survey is normally conducted at two different scales within a 4-year cycle.

**COLLECTION:****START DATE:**

1937/38

**REFERENCE PERIOD:**

Calendar year

**DATA COLLECTION METHOD(S):**

100% Face to face interview

**FREQUENCY:**

Biennial (See NOTES)

**TYPE OF SURVEY:**

Sample

**COLLECTION PERIOD:**

From the end of January to the middle of March of the year following the reference calendar year



**POPULATION:****TARGET UNIVERSE:**

Households on the Labour Force Survey (LFS) (ID 62-3701) frame for a specified geographic area according to cycle

**POPULATION SIZE:**

8,800,000

**STATISTICAL UNITS:**

Household

**CLASSIFICATION:****GEOGRAPHIC COVERAGE:**

Provinces; Whitehorse; Yellowknife; (See NOTES)

**GEOGRAPHIC CODING - MICRO DATA:**

Primary sampling unit (PSU) to list from Labour Force Survey (LFS) (ID 62-3701) frame; Provinces; Whitehorse; Yellowknife; 17 cities and urban strata 30,000+; Urban/rural size groups

**DISSEMINATION:****RELEASE TIME:**

15 months after the reference calendar year

**OTHER STATISTICAL DATA PRODUCTS:**

Standard tabulation or data file -

Name: Survey of Family Expenditures

Method(s) of dissemination: a) Hard copy/printout,

b) Diskette, c) Tape, d) Other, Microfiche

Customised tabulation or data file

Customised analytical studies

**GEOGRAPHIC UNITS DISSEMINATED:**

Provinces; Census metropolitan areas - selected;

Census agglomerations - selected; Urban strata

30,000+; Urban/rural size groups

**PUBLICATIONS (CATALOGUED):**

62-555

**SOURCES FOR CUSTOMISED PRODUCTS:**

Name: Recall Master File

Number of variables: 1600+

Main variables: Family expenditures - details within the following categories: food, shelter, household furnishings and equipment, clothing, personal care, medical and health care, tobacco and alcoholic beverages, transportation, recreation, reading, education and miscellaneous expenses, Asset and debt changes, Income of household, Dwelling occupied by the household on December 31 of the reference calendar year, Social/demographic characteristics of members and households

**REFERENCE DOCUMENTS:**

62-555

"List of Tables and User Guide" - internal hand-out

**MICRO DATA PRODUCTS:**

Standard - available on demand

Name: Survey of Family Expenditures Public Use

Microdata File

Method(s) of dissemination: Tape

**CONTACT PERSON:** *Cynthia Silver; (613) 951-4726; Head, Survey Methods and Operations; Household Surveys Division*



**62-3505 Household Facilities and Equipment Survey (HFE)**

This household survey provides annual estimates of household facilities and equipment based on a sample which represents virtually all private households in Canada.

**MAIN TOPICS:**

*Households, by dwelling characteristics and household facilities and equipment*  
*Households, by dwelling characteristics, by type of dwelling, by age of structure, by period of construction, by type of repairs needed, by tenure, by number of rooms, bedrooms, bathrooms, by market price of dwelling if owned*  
*Households, by household characteristics, by household size, by number of persons per household, by number of persons per room, and by selected dwelling characteristics*  
*Principal heating fuel, households by type of principal heating fuel*  
*Principal heating equipment, households by number and type of heating equipment, by age of heating equipment, by fuel used, and special features*  
*Supplementary heating equipment, households with supplementary heating equipment, by fuel used*  
*Fire places, households with fireplaces*  
*Home air conditioners, households by type of air conditioning*  
*Water supply facilities, households by type of water supply facility, by fuel used for piped hot water supply*  
*Installed bath or shower facilities, households by number and type of bathrooms*  
*Toilet facilities, households by number and type of toilet facilities*  
*Fuel for cooking equipment, households by type of fuel used*  
*Microwave ovens, households with microwave ovens*  
*Refrigerators and home freezers, households by number of refrigerators and home freezers*  
*Automatic dishwashers, households by number of automatic dishwashers*  
*Electric washing machines and clothes dryers, households by type of electric washing machines and clothes dryers*  
*Automobiles, vans and trucks, households by number and type of automobiles, vans and trucks*  
*Telephones, households, by number of telephones, by number of different telephone numbers*  
*Radios and FM receivers, households by number of radios and FM receivers*  
*Television (TV) sets, households by number and by type of colour TV sets*  
*Cable television, cable converters and video recorders, households with cable television, cable converters and video recorders*  
*Motorcycles and adult sized bicycles, households by number of motorcycles and adult size bicycles*  
*Skis, households with, by type of skis*  
*Snowmobiles, households with, by number of snowmobiles*  
*Vacation homes, households with vacation homes*  
*Boats, households with, by type of boats*  
*Overnight camping equipment, households by type of overnight camping equipment*  
*Smoke detectors, households or dwellings with smoke detectors, by tenure*  
*Portable fire extinguishers, households or dwellings with portable fire extinguishers, by tenure*  
*Snow blowers and lawn mowers, households, by type of snowblower and lawn mower*  
*Wall-to-wall carpeting, households with wall-to-wall carpeting, by room carpeted*

**COLLECTION:****START DATE:**

1947

**DATA COLLECTION METHOD(S):**

95% Telephone interview; 5% Face to face interview

**TYPE OF SURVEY:**

Sample

**FREQUENCY:**

Annual

**REFERENCE PERIOD:**

Survey week in May

**COLLECTION PERIOD:**

Labour Force Survey (ID 62-3701) interview week in May

**POPULATION:****TARGET UNIVERSE:**

Private households, excluding those on Indian reserves and in trailers, boats, etc.

**POPULATION SIZE:**

9,500,000

**STATISTICAL UNITS:**

Household

**CLASSIFICATION:****GEOGRAPHIC COVERAGE:**

Provinces

**GEOGRAPHIC CODING - MICRO DATA:**

Size of area within province (eg. Population: 500,000+, 100,000-499,999, etc.)

**DISSEMINATION:****RELEASE TIME:**

October of the current year

**OTHER STATISTICAL DATA PRODUCTS:**

Standard tabulation or data file -

Name: Household Facilities and Equipment

Method(s) of dissemination: a) Hard copy/printout,  
b) Diskette, c) Tape

Customised tabulation or data file

**GEOGRAPHIC UNITS DISSEMINATED:**

Provinces; Subprovincial regions - selected; Census metropolitan areas - selected

**SOURCES FOR CUSTOMISED PRODUCTS:**

Name: Household Surveys Division - Divisional Master File

Number of variables: 480

Main variables: Demographic, Labour force, Income, Household facilities and equipment, Housing characteristics, Levels of dissemination (individual, CF, EF, and household)

**PUBLICATIONS (CATALOGUED):**

13-218; 64-202

**MICRO DATA PRODUCTS:**

Standard - available on demand

1) Name: Household Facilities and Equipment Survey (1971,1973,1975,1977,1979,1981,1982, 1984-1988)

Method(s) of dissemination: Tape

2) Name: Household Income, Facilities and Equipment (1972, 1974, 1976, 1978, 1980, 1982, 1983, 1985-1989, 1988 tape includes the 1987 Shelter Cost Survey results)

Method(s) of dissemination: Tape, Diskette

**CONTACT PERSON:** Penny Barclay; (613) 951-4634; Survey Statistician;  
Household Surveys Division

**62-3506 Household Facilities by Income and Other Characteristics (HIFE)**

This is an annual sample survey of virtually all private households in Canada which relates household facilities and equipment data to the level of household income received in the previous year.

**MAIN TOPICS:**

- Household facilities and equipment statistics, data detail by household income groups, by household characteristics and dwelling characteristics, for Canada and by province*
- Households, by household income groups, by size of area of residence, by household and dwelling characteristics, and household facilities and equipment*
- Households, by household income groups, by age of head, by household and dwelling characteristics, and household facilities and equipment*
- Households, by household income groups, by type of household, by household and dwelling characteristics, and household facilities and equipment*
- One-person households, by household income groups, by household and dwelling characteristics, and household facilities and equipment*
- Single family households, by household income groups, by household and dwelling characteristics, and household facilities and equipment*
- Married couples' households, by household income groups, by household and dwelling characteristics, and household facilities and equipment*
- Lone parent or single parent households, by household income groups, by household and dwelling characteristics, and household facilities and equipment*
- Multi-unit households, by household income groups, by household and dwelling characteristics, and household facilities and equipment*
- Dwellings, by repairs needed, by tenure, and by household income groups*
- Non-farm tenant occupied dwellings, by monthly rent group, by household head age group, and by household income group*
- Households, by household income group, by dwelling characteristics, by type of dwelling, by age of dwelling, by period of construction, by number of rooms, by number and type of bath facilities, and by number of flush toilets, by repairs needed*
- Households, by market value of dwelling, by household income group, by household characteristics, by household size, by tenure, by household type, by age and sex of head, by education of head, by number of earners, by family characteristics*
- One person households, by income group, by age, by sex, by education, by type of dwelling, by tenure, by number of rooms, by period of construction, by selected household facilities and equipment*
- One-person households, 65 years of age and over (elderly), statistical profile by income group, by household characteristics, and by household facilities and equipment*
- Low income households, statistical profile, by household and dwelling characteristics and by household facilities and equipment*

**COLLECTION:****START DATE:**

1968

**FREQUENCY:**

Annual

**REFERENCE PERIOD:**

Calendar year (Income); Spring (Rent and household facilities)



POPULATION:**TARGET UNIVERSE:**

Private households, excluding those on Indian reserves

**STATISTICAL UNITS:**

Household

CLASSIFICATION:**GEOGRAPHIC COVERAGE:**

Provinces

**GEOGRAPHIC CODING - MICRO DATA:**

Size of area within province

DISSEMINATION:**RELEASE TIME:**

January following the reference calendar year

**OTHER STATISTICAL DATA PRODUCTS:**

Standard tabulation or data file -

Name: Household Income, Facilities and Equipment

Method(s) of dissemination: a) Hard copy/printout, b) Diskette, c) Tape

Customised tabulation or data file

**GEOGRAPHIC UNITS DISSEMINATED:**

Provinces; Subprovincial regions - selected; Census metropolitan areas - selected

**PUBLICATIONS (CATALOGUED):**

13-207; 13-218; 64-202

**SOURCES FOR CUSTOMISED PRODUCTS:**

Name: Household Surveys Division - Divisional Master File

Number of variables: 480

**REFERENCE DOCUMENTS:**

13-207, 13-218, 64-202

Main variables: Demographic, Labour force, Income, Household facilities and equipment, Housing characteristics, Levels of dissemination - individual, CF, EF and household

**MICRO DATA PRODUCTS:**

Standard - available on demand

Name: Household Income, Facilities and Equipment (1971, 1973, 1975, 1977, 1979, 1981, 1982, 1984 to 1987 (income years))

Method(s) of dissemination: Tape

CONTACT PERSON: *Peter Hewer; (613) 951-4633; Dissemination Officer; Household Surveys Division*

**62-3507 Shelter Cost Survey**

This household survey provides estimates of shelter expenditures, including details on housing repair and renovation.

**MAIN TOPICS:**

*Shelter costs, by dwelling characteristics, by householders' characteristics, data detail, by geographic area*  
*Homeowner households, repair and renovation expenditures, data detail, by contract and materials components, by type of job details*



*Homeowner households, repair and renovation expenditures, data by type of job, by size of area of residence, by type of dwelling, by value of dwelling and by geographic area*

*Homeowner households, repair and renovation expenditures, data by type of job, by age of household head, by household income group, by period of construction, by year household head moved to dwelling*

**NOTES:**

- 1) Statistical Units: The annual survey covers only homeowner households whereas renter households are also covered in the full Shelter Cost Survey that is an occasional.
- 2) Target Universe: For tabulation purposes, military camps, collective households and private households in "other" dwellings (motor homes, boats, tents, railroad cars, etc.) are excluded. The 1988 Housing Repair and Renovation Survey only covered homeowner households.
- 3) Frequency: Annual for Housing Repair and Renovation Survey and triennial for Full Shelter Cost Survey.
- 4) Data Collection Method(s): 100% telephone interview, but some personal interviews as per Labour Force Survey field methods.
- 5) Publications (catalogued): Homeowner repair and renovation expenditures component only.

**COLLECTION:****START DATE:**

1988-03

**REFERENCE PERIOD:**

Calendar year

**DATA COLLECTION METHOD(S):**

100% Telephone interview; (See NOTES)

**FREQUENCY:**

Triennial

**TYPE OF SURVEY:**

Sample

**COLLECTION PERIOD:**

2 weeks following the start of the March Labour Force Survey (ID 62-3701) survey week

**POPULATION:****TARGET UNIVERSE:**

All households, excluding Territories, Indian Reserves and crown lands, inmates of institutions (See NOTES)

**POPULATION SIZE:**

9,200,000

**STATISTICAL UNITS:**

Homeowner household; Renter household (See NOTES)

**CLASSIFICATION:****GEOGRAPHIC COVERAGE:**

Provinces

**GEOGRAPHIC CODING - MICRO DATA:**

Labour Force Survey (LFS) (ID 62-3701) frame; Aggregation codes for provinces; Urban/rural size groups

**DISSEMINATION:****RELEASE TIME:**

1 year after the reference calendar year

**PUBLICATIONS (CATALOGUED):**

62-201 (See NOTES)

**GEOGRAPHIC UNITS DISSEMINATED:**

Provinces; Urban/rural size groups

**REFERENCE DOCUMENTS:**

62-201

**MICRO DATA PRODUCTS:**

Standard - available on demand

Name: Microdata File on Household Income (1987), Facilities and Equipment (1988) and Shelter Cost (1987)

Method(s) of dissemination: Tape

**OTHER STATISTICAL DATA PRODUCTS:**

Customised tabulation or data file

**SOURCES FOR CUSTOMISED PRODUCTS:**

1) Name: Repair and Renovation Master File (1988)

Number of variables: 200

Main variables: Expenditures for detailed types of repairs, additions, renovations, selected socio-economic variables on households and persons from linked LFS data

2) Name: Shelter Cost Survey Master File (1987)

Number of variables: 1,000+

Main variables: Expenditures for homeowners, Expenses for utilities, mortgages, taxes, insurance, detailed repairs and renovations, Renters housing expenditures not covered in the monthly rent survey.

**CONTACT PERSON:** *Cynthia Silver, (613) 951-4726; Head, Survey Methods and Operations Unit; Household Surveys Division*

## 62-3701 Labour Force Survey (LFS)

This monthly survey collects data on the labour market activities of the working age population of Canada. It generates a wide range of estimates relating to the employed, the unemployed, and persons not in the labour force.

**MAIN TOPICS:**

*Labour force: seasonally adjusted or unadjusted data: by labour force, employment, family, demographic and geographic characteristics*

*Population 15 years and over: labour force profiles, estimates by demographic characteristics, Canada and provinces*

*Labour force and employment, by industry, occupation, class of worker and sex, Canada and provinces*

*Labour force estimated by family status and sex, Canada and provinces*

*Labour force estimates by family composition, labour force status and sex of family head, Canada*

*Full-time employment, by age and sex*

*Part-time employment, by reason, age and sex*

*Employed persons and hours worked, by occupation or industry of main job and by age and sex*

*Employed persons, by number of hours worked at all jobs, average hours worked and total hours worked, by class of worker, Canada and provinces*

*Employment, by reason for time lost and hours lost, by sex, Canada and provinces*

*Unemployed, by age and sex, Canada and provinces, by type of work sought, methods of job search, by reason for leaving last job, by activity prior to unemployment*

*Multiple job holders: by industry or occupation of main job and usual hours worked, by age and sex, Canada and provinces*

*Job tenure, by age and sex, and by industry and occupation*

*Persons not in labour force, by reason for leaving job, by age and sex, Canada and provinces*

*Persons not in labour force who looked for work in past six months, by reason for not looking in reference week, Canada and provinces*  
*Labour force profiles, selected data, by metropolitan area and by economic region, 1981 boundaries*

**COLLECTION:****START DATE:**

1945

**DATA COLLECTION METHOD(S):**

80% Telephone interview; 20% Face to face interview

**TYPE OF SURVEY:**

Sample

**POPULATION:****TARGET UNIVERSE:**

Population aged 15 years and older, excluding inmates of institutions, full-time members of the Armed Forces and residents of Indian Reserves

**CLASSIFICATION:****GEOGRAPHIC COVERAGE:**

Provinces

**GEOGRAPHIC CODING - MICRO DATA:**

Province, Economic Region, Census metropolitan area (CMA)

**DISSEMINATION:****RELEASE TIME:**

1st Friday after the third day of every month

**GEOGRAPHIC UNITS DISSEMINATED:**

Canada; Provinces; Census metropolitan areas - all; Census agglomerations - selected; Economic regions - all; UI Regions - all

**CANSIM MATRICES:**

1800-1886;2064-2107

**PUBLICATIONS (CATALOGUED):**

71-001; 71-001P; 71-201; 71-220; 71-526; 71-528; 71-529

**REFERENCE PERIOD:**

Week containing the 15th day of the month

**FREQUENCY:**

Monthly

**COLLECTION PERIOD:**

Week containing the 22nd day of the month (the week following the reference week)

**POPULATION SIZE:**

20,500,000

**STATISTICAL UNITS:**

Individual

**SIC COVERAGE:**

SIC-E 1980 - All industries

**OTHER PUBLICATIONS:**Employment and Immigration Canada (EIC)  
Labour Market Bulletin (monthly)  
Others from provincial departments - specifics not known**REFERENCE DOCUMENTS:**Methodology of the Canadian Labour Force Survey  
1984-1990**MICRO DATA PRODUCTS:**Standard - available on demand  
Name: Labour Force Survey  
Method(s) of dissemination: Tape



**OTHER STATISTICAL DATA PRODUCTS:**

Standard tabulation or data file -

Name: Hundreds of Tables

Method(s) of dissemination: a) Hard copy/printout,  
b) Diskette, c) Other, Microfiche

Customised tabulation or data file

**SOURCES FOR CUSTOMISED PRODUCTS:**

Name: Labour Force Survey

Number of variables: Approximately 120

Main variables: Age, Sex, Marital status,  
Educational attainment, Duration of  
unemployment, Job tenure, Joblessness, Data  
weighted to sub-provincial age and sex  
estimates from the Census

CONTACT PERSON: *Doug Drew; (613) 951-4720; Assistant Director;  
Household Surveys Division*

**62-3805 Absence from Work Survey**

This annual survey provides data on paid workers and their absence from work, during the past year, for health related reasons.

**MAIN TOPICS:**

*Paid employees, workers, absent from work for two or more consecutive weeks, by reason for absence, by duration of absence, by type of financial compensation received, by sex, and by province or territory*

*Paid employees, workers, absent from work for two or more consecutive weeks, number and percentage receiving compensation, by reason, by type of compensation, and sex, Canada*

*Maternity benefits: paid employees, workers absent due to pregnancy, by duration of absence, by whether or not compensation was received, and number and percentage receiving unemployment insurance benefits*

*Unemployment insurance: data detail on paid employees, workers absent from work, receiving unemployment insurance, by type of benefit, by sex*

*Workers' compensation: data detail on paid employees, workers absent from work, receiving workers' compensation, by sex*

*Group insurance: data detail on paid employees, workers absent from work, receiving group insurance, by sex*

**COLLECTION:****START DATE:**

1976

**REFERENCE PERIOD:**

Calendar year

**DATA COLLECTION METHOD(S):**

90% Telephone interview; 10% Face to face interview

**FREQUENCY:**

Annual

**TYPE OF SURVEY:**

Sample

**COLLECTION PERIOD:**

February of each year



POPULATION:**TARGET UNIVERSE:**

Paid employees absent from work for health related reasons

**POPULATION SIZE:**

20,100,000

**STATISTICAL UNITS:**

Individual

CLASSIFICATION:**GEOGRAPHIC COVERAGE:**

Provinces

DISSEMINATION:**RELEASE TIME:**

4 months after the reference calendar year

**PUBLICATIONS (CATALOGUED):**

71-001

**GEOGRAPHIC UNITS DISSEMINATED:**

Provinces

**MICRO DATA PRODUCTS:**

Standard - available on demand

Name: Absence from Work Survey

Method(s) of dissemination: Tape

CONTACT PERSON: Denis Lefebvre; (613) 951-4600; Project Manager, Special Surveys Group; Household Surveys Division

**62-3808 Survey on the Importance of Wildlife to Canadians (SIW)**

This occasional survey collects information about watching, feeding, attracting, photographing and hunting wildlife and what these activities contributed to the Canadian economy in 1987.

**MAIN TOPICS:**

*Wildlife importance to Canadians, a statistical profile, by type of wildlife related activity participation*

*Wildlife activities around or away from residence or cottage, by type of activity*

*Outings or trips taken for wildlife encounters, by purpose, costs, days spent, and by effect on enjoyment*

*Hunting wildlife, data detail, by location, wildlife hunted, by reason and by costs related to transportation, accommodation, food, equipment, ammunition, licence fees, and days spent*

*Fishing for sport, days spent, by location*

*Waterfowl and other birds: economic value and wildlife activities, by type*

*Mammals, game and non-game species: economic value and wildlife activities, by type*

**NOTES:**

Frequency: This survey was originally conducted in February 1982 and was run again in February 1988.

COLLECTION:

**START DATE:**  
1988-01

**DATA COLLECTION METHOD(S):**  
95% Self-completion, mail out/mail back; 5%  
Self-completion, drop off/mail back

**TYPE OF SURVEY:**  
Sample

**REFERENCE PERIOD:**  
Calendar year

**FREQUENCY:**  
Occasional (See NOTES)

**COLLECTION PERIOD:**  
From February 22 to February 27, 1988

POPULATION:

**TARGET UNIVERSE:**  
Civilian, non-institutionalized population of Canada  
15 years of age and older

**POPULATION SIZE:**  
97,000

**STATISTICAL UNITS:**  
Individual

CLASSIFICATION:

**GEOGRAPHIC COVERAGE:**  
Provinces

DISSEMINATION:

**RELEASE TIME:**  
1987

**GEOGRAPHIC UNITS DISSEMINATED:**  
Provinces

**PUBLICATIONS (CATALOGUED):**  
71-001

**REFERENCE DOCUMENTS:**  
71-001  
"The Survey on the Importance of Wildlife to  
Canadians"  
"Microdata Documentation and Users Guide"

**MICRO DATA PRODUCTS:**  
Standard - available on demand  
Name: Survey on the Importance of Wildlife to  
Canadians  
Method(s) of dissemination: Tape

**OTHER STATISTICAL DATA PRODUCTS:**  
Standard tabulation or data file -  
Name: Survey on the Importance of Wildlife to  
Canadians  
Method(s) of dissemination:  
Customised tabulation or data file

**SOURCES FOR CUSTOMISED PRODUCTS:**  
Name: Survey on the Importance of Wildlife to  
Canadians  
Number of variables: Approximately 125  
Main variables: Membership in any wildlife related  
organization, Fees, Participation around and  
away from residence, Costs for transportation,  
accommodation, food, equipment used while  
hunting, etc.

CONTACT PERSON: Anne Haining; (613) 951-4592; Project Manager, Special Surveys Group;  
Household Surveys Division

**62-3810 Canadian Travel Survey**

This biennial survey collects data on the importance and significance of travel by Canadians with respect to the Canadian economy. The data provide a demand-side picture of Canadian tourism.

**MAIN TOPICS:**

- Travel and tourism, statistical profiles of Canadian travellers: person-trips, person-nights, household-trips, province-visits and travel expenditures, by trip and traveller characteristics and by geographic origin and destination characteristics*
- Domestic and international travel, overnight trips, all destinations, person-trips, by trip and traveller characteristics, by type of destination*
- Canadian travellers, 15 years of age and over, data by trip and traveller characteristics, by province of residence, by type of destination*
- Overnight travel and total travel, person-trips, data detail, by trip characteristics, and by geographic area of origin and destination*
- Overnight travel and total travel, person-trips, data detail, by traveller characteristics, and by province of origin*
- Interprovincial and intraprovincial overnight travel, person-trips, by trip characteristics, by type of trip*
- Activity participation, data detail in person-trips, by activity, by trip and traveller characteristics, and by province of origin*
- Overnight travel, data detail in person-trips, by mode of transportation, and by purpose of trip*
- Traveller accommodation, overnight travel data in person-nights, by trip characteristics, and by accommodation type, by geographic destination*
- Household-trips, data detail, by party size, by trip characteristics, by geographic origin and destination*
- Overnight travel and total travel, reported expenditures, by type, by trip characteristics, and by province of origin*
- Overnight travel and total travel, reallocated expenditures, by type, by mode of transportation and purpose, by province of receipt*
- Domestic travel account balance, by province, reallocated expenditures, total travel expenditures, and overnight travel expenditures, spending by type of residents*
- Overnight travel, person-trips, geographic profiles, province of origin by province of destination, province of origin by provinces visited, province of origin by Census Metropolitan Area (CMA) of destination, and CMA of origin by CMA of destination*
- Overnight, same-day and total travel, person-trips, data, for leading pairs of CMAs*
- Overnight and total travel, person-trips, by tourism region of destination, by business or non-business and intraprovincial and interprovincial types of trips*
- Travel expenditures and person-trips, percentage share by mode of transportation, by purpose of trip, by distance travelled, by duration (nights), and by selected trip and traveller characteristics*

**COLLECTION:****START DATE:**

1978-10

**REFERENCE PERIOD:**

Quarter

**DATA COLLECTION METHOD(S):**

90% Telephone interview; 10% Face to face interview

**FREQUENCY:**

Biennial (Quarterly 1980, 1982, 1984, 1986, 1988, 1990)

**TYPE OF SURVEY:**

Sample

**COLLECTION PERIOD:**

Third week of January, April, July and October

POPULATION:**TARGET UNIVERSE:**

All civilian population of Canada 15 years of age and older, excluding residents of the Yukon and Northwest territories and inmates of institutions

**STATISTICAL UNITS:**

Individual; Household

CLASSIFICATION:**GEOGRAPHIC COVERAGE:**

Canada

**GEOGRAPHIC CODING - MICRO DATA:**

Postal codes; 7 digit SGC codes - 1986; Tourism regions

DISSEMINATION:**RELEASE TIME:**

6 months after the reference quarter

**OTHER STATISTICAL DATA PRODUCTS:**

Standard tabulation or data file -  
Name: Canadian Travel Survey  
Method(s) of dissemination: a) Hard copy/printout,  
b) Diskette, c) Tape  
Customised tabulation or data file  
Customised analytical studies

**GEOGRAPHIC UNITS DISSEMINATED:**

Countries; Canada; Provinces

**PUBLICATIONS (CATALOGUED):**

87-504

**SOURCES FOR CUSTOMISED PRODUCTS:**

Name: Canadian Travel Survey  
Number of variables: Approximately 30  
Main variables: Main method of transportation,  
Main reason for travel, Trip distance, Trip duration, Accommodation used, Origin and destination, Type of travel expenditures, For 1982 only - activities of travellers and National Park use, Socio-economic data - age group, education, household income, occupation, sex, marital status, labour force status and industry groups

**MICRO DATA PRODUCTS:**

Standard - available on demand  
Name: Canadian Travel Survey  
Method(s) of dissemination: a) Hard copy/printout,  
b) Diskette, c) Tape

CONTACT PERSON: Denis Lefebvre; (613) 951-4600; Project Manager, Special Surveys Group; Household Surveys Division

## 62-3813 Survey of Smoking Habits

The data collected are used to examine trends in the smoking behaviour of the Canadian population 15 years of age and over.



**MAIN TOPICS:**

*Smoking population: tobacco use, by type, by quantity and frequency per day*

*Smoking: public opinion on restrictions and regulations as to permitted or restricted public areas or places*

**NOTES:**

1) Population Size: 107,000 individuals or 56,000 households (reporting units).

2) Frequency: From 1964 to 1975, this was an annual survey. From 1976-1983, it was a biennial. It is now occasional.

**COLLECTION:****START DATE:**

1964

**REFERENCE PERIOD:**

Calendar year

**DATA COLLECTION METHOD(S):**

95% Telephone interview; 5% Face to face interview

**FREQUENCY:**

Occasional; (See NOTES)

**TYPE OF SURVEY:**

Sample

**COLLECTION PERIOD:**

2nd week of December

**POPULATION:****TARGET UNIVERSE:**

All persons 15 years of age and older living in Canada, excluding residents of Indian Reserves, full time members of the Canadian Armed Forces, inmates of institutions and foreign diplomats

**POPULATION SIZE:**

107,000: (See NOTES)

**STATISTICAL UNITS:**

Individual

**CLASSIFICATION:****GEOGRAPHIC COVERAGE:**

Canada

**DISSEMINATION:****RELEASE TIME:**

1986

**REFERENCE DOCUMENTS:**

"1986 Smoking Habits Survey Microdata Documentation Guide"

**GEOGRAPHIC UNITS DISSEMINATED:**

Canada

**MICRO DATA PRODUCTS:**

Standard - available on demand

Name: Survey of Smoking Habits (1986)

Method(s) of dissemination: Tape

**OTHER PUBLICATIONS:**

"Smoking Behaviour of Canadians in 1986" - Health and Welfare Canada

**OTHER STATISTICAL DATA PRODUCTS:**

Customised tabulation or data file

**SOURCES FOR CUSTOMISED PRODUCTS:**

Name: Smoking Habits Survey

Number of variables: 40

Main variables: Smoking behaviour, Attitudes toward smoking, Tar and nicotine content for smokers

CONTACT PERSON: Anne Haining; (613) 951-4592; Project Manager, Special Surveys Group; Household Surveys Division

**62-3821 Survey of Job Opportunities**

This is an annual survey of those persons classified by the Labour Force Survey as not in the labour force in the survey month who say that they "want" and are available for work but are not currently seeking employment.

**MAIN TOPICS:**

*Labour market conditions and job opportunities*

*Population 15 years and over, labour force patterns of persons inactive, by reasons*

*Population 15 years and over, unemployed, by reason*

*Persons not looking, or discouraged from looking for work, by reasons for inactivity*

*Persons inactive due to labour market conditions or personal preferences: actual and desired participation patterns and type of work desired*

*Persons inactive in the labour market due to seasonal or economic conditions*

**COLLECTION:****START DATE:**

1978-03

**REFERENCE PERIOD:**

Week containing the 15th day of March

**DATA COLLECTION METHOD(S):**

90% Telephone interview; 10% Face to face interview

**FREQUENCY:**

Annual

**TYPE OF SURVEY:**

Sample

**COLLECTION PERIOD:**

Week containing 22nd day of the month

**POPULATION:****TARGET UNIVERSE:**

Individuals 15 years of age and over who are not in the labour force and who want work but are not seeking employment

**STATISTICAL UNITS:**

Individual

CLASSIFICATION:**GEOGRAPHIC COVERAGE:**

Provinces

DISSEMINATION:**RELEASE TIME:**

1988 data have been released

**PUBLICATIONS (CATALOGUED):**

71-001

**GEOGRAPHIC UNITS DISSEMINATED:**

Provinces

**MICRO DATA PRODUCTS:**

Standard - available on demand

Name: Survey of Job Opportunities

Method(s) of dissemination: Tape

CONTACT PERSON: Denis Lefebvre; (613) 951-4600; Project Manager, Special Surveys Group;  
Household Surveys Division

**62-3824 Ontario Child Health Study**

This survey was designed to produce prevalence rates for specific emotional and behavioural problems in children ages 4-16. In addition, information was sought on risk factors and consequences of these disorders. Four types of psychiatric disorders were measured in the survey: conduct disorder, neurosis, hyperactivity and somatization.

**MAIN TOPICS:**

*Children 4 to 16 years of age: emotional, health and behavioral problems, statistical detail, by age, sex, schooling level and by type of physical and mental problem or symptoms, for Ontario*

*Children having problems with school performance, by category*

*Children with special skills and talents, by area*

*Children with special problems, by area*

*Gifted children (learners) receiving special education or teaching*

*Emotionally disturbed children receiving special education or teaching*

*Physically handicapped children receiving special education or teaching*

*Mentally retarded children receiving special education or teaching*

*Slow learners receiving special education or teaching*

*Children with communication or speech problems receiving special education or teaching*

*Children with autism or aphasia receiving special education or teaching*

**NOTES:**

- 1) Target Universe: The criteria for determining which children were to be included with the household were identical to those used in the 1981 Census of Population (ID 41-3901).
- 2) Data Collection Method(s): Three methods (drop off/pick up questionnaire, face to face interview, and interview with child's teacher) were used for each child covered by the survey (except that teacher interviews were conducted only for school-age children).
- 3) Release Time, Other Publications: Statistics Canada did not release data from this survey. The data was turned over to the co-sponsor, McMaster University, for analysis and dissemination.

COLLECTION:**START DATE:**

1983-01

**DATA COLLECTION METHOD(S):**

Self-completion, drop off/pick up; Face to face interview; Non-standard: Interviews with the children's teachers; (See NOTES)

**TYPE OF SURVEY:**

Sample

POPULATION:**TARGET UNIVERSE:**

All children born between January 1, 1966 and January 1, 1979 whose usual place of residence was a household dwelling in Ontario, excluding children from Indian reserves, those living in a collective dwelling/institution and those living in dwellings constructed since June 1981 (See NOTES)

CLASSIFICATION:**GEOGRAPHIC COVERAGE:**

Ontario

DISSEMINATION:**RELEASE TIME:**

(See NOTES)

**GEOGRAPHIC UNITS DISSEMINATED:**

Ontario; 4 administrative regions defined by the Ontario Ministry of Community and Social Services (COMSOC)

CONTACT PERSON: *Anne Haining; (613) 951-4592; Project Manager, Special Surveys Group; Household Surveys Division*

**REFERENCE PERIOD:**

Calendar year

**FREQUENCY:**

Twice

**COLLECTION PERIOD:**

From January to March 1983; March 1987

**POPULATION SIZE:**

1,687,200

**STATISTICAL UNITS:**

Individual (child)

**GEOGRAPHIC CODING - MICRO DATA:**

Ontario Ministry of Community and Social Services (COMSOC) Regions of Ontario

**OTHER PUBLICATIONS:**

(See NOTES)

**REFERENCE DOCUMENTS:**

"A Survey of Childhood Disorders" - Offord, D.R.

**62-3828 Health Promotion Survey - 1985**

This first Health Promotion Survey provides the baseline information on current attitudes and behaviours.



**MAIN TOPICS:**

*Health promotion survey, 1985, key factors involved in measuring health status of Canadians*  
*Health of Canadians and their behaviour, attitudes and perceptions*  
*Health measures taken/not taken by reason, by type*  
*Life satisfaction as related to health: perceptions and opinions*  
*Health, current physical conditions and problems, by type*  
*Exercise, physical, required for sustenance or good health, by type*  
*Smoking, habits, social acceptance and restrictions,*  
*Alcohol consumption, quantity and frequency: public attitudes and opinions*  
*Safety practices for health, at home, on road while driving*  
*Healthy lifestyle, practices and preventive measures*  
*Women, preventive health measures for women's diseases*  
*Social relationships and interactions with family and friends, by type*  
*Marriage and health status and habits of spouses as affecting marriage*  
*Nutrition and eating habits affecting health opinions*  
*Health profiles of Canadians, by socio-economic and demographic characteristics*  
*Health programs, services and information, awareness of*

**NOTES:**

Start Date: This survey was conducted again in 1990 under ID 62-3883. Some of the survey topics have changed.

**COLLECTION:****START DATE:**

1985 (See NOTES)

**REFERENCE PERIOD:**

Calendar year

**DATA COLLECTION METHOD(S):**

100% Telephone interview

**FREQUENCY:**

Occasional

**TYPE OF SURVEY:**

Sample

**COLLECTION PERIOD:**

June 3 to June 21, 1985

**POPULATION:****TARGET UNIVERSE:**

All persons 15 years of age or older living in Canada excluding residents of the Northwest Territories and full-time residents of institutions

**POPULATION SIZE:**

18,000,000

**STATISTICAL UNITS:**

Individual

**CLASSIFICATION:****GEOGRAPHIC COVERAGE:**

Canada

**SIC COVERAGE:**

SIC-E 1980 - 3 digit

**GEOGRAPHIC CODING - MICRO DATA:**

Province

DISSEMINATION:**RELEASE TIME:**

1986

**GEOGRAPHIC UNITS DISSEMINATED:**

Province

**PUBLICATIONS (NON-CATALOGUED):***"Active Health Report" - H-39-124/1988E**"Technical Report Series"**"Special Study on Youth" - A. Siggner***MICRO DATA PRODUCTS:**

Standard - available on demand

Name: Health Promotion Survey Microdata File

Method(s) of dissemination: Tape

CONTACT PERSON: *Jeanine Bustros; (613) 951-6802; Project Manager, Special Surveys Group; Household Surveys Division*

**62-3842 Alberta Survey of Apprentices and Journeymen**

This annual survey collects data from individuals 16-65 years of age who are Alberta registered apprentices or who hold an Alberta trade certificate.

**MAIN TOPICS:**

*Apprenticeship and Trade Certification Branch of Alberta Manpower: on-the-job and technical training data*  
*Apprentices and journeymen holding Alberta trade certificate: employed and unemployed, by trade, by sex*  
*Apprentices and journeymen not working in their trade*

COLLECTION:**START DATE:**

1985

**REFERENCE PERIOD:**

Third week of October, previous twelve months

**DATA COLLECTION METHOD(S):**

90% Telephone interview; 10% Face to face interview

**FREQUENCY:**

Annual

**TYPE OF SURVEY:**

Sample

**COLLECTION PERIOD:**

Last 10 days of October

POPULATION:**TARGET UNIVERSE:**

Apprentices and journeymen in Alberta

**STATISTICAL UNITS:**

Individual

CLASSIFICATION:**GEOGRAPHIC COVERAGE:**

Alberta

DISSEMINATION:**RELEASE TIME:**

Within a year after the reference period

**GEOGRAPHIC UNITS DISSEMINATED:**

Alberta

**PUBLICATIONS (NON-CATALOGUED):**

Unpublished tables to Alberta government

**MICRO DATA PRODUCTS:**

Standard - available on demand

Name: Alberta Survey of Apprentices and Journeymen

Method(s) of dissemination: Tape

**OTHER STATISTICAL DATA PRODUCTS:**

Standard tabulation or data file

Name: Alberta Survey of Apprentices and Journeymen

Method(s) of dissemination: Tape

Customised tabulation or data file

**SOURCES FOR CUSTOMISED PRODUCTS:**

Name: Alberta Survey of Apprentices and Journeymen

Number of variables: 12

Main variables: Age, Sex, Marital status, Educational attainment, Duration of unemployment, Job tenure, Joblessness

CONTACT PERSON: Denis Lefebvre; (613) 951-4600; Project Manager, Special Surveys Group; Household Surveys Division

**62-3848 National Child Care Survey**

This survey provides valid comprehensive data on Canadian economic families' child care needs, use patterns and parental preferences and concerns. As well, relationships among family, work and child care variables are examined.

**MAIN TOPICS:**

*Child care: availability, affordability and quality, by child and parent related characteristics, for Canada, provinces and economic regions*

*Child care needs, use patterns and preferences*

*Preschool age children, school age children: by usual hours of care per week and by type of care arrangement*

*Preschool age children, school age children: by usual cost of care per week and by type of care arrangement*

*Child care arrangements during unusual circumstances, by type of circumstance*

*Child care programs, by type, by sponsorship, affiliation*

*Child care arrangements, criteria or evaluation for satisfaction, by type of concern*

*Child related benefits expected from parent's employer, by type of benefit*

*School age children: care arrangement during lunch time, by type*

*Infants, toddlers, preschool age children, child care arrangements, by type*

**NOTES:**

1) Geographic Units Disseminated: It is expected that provincial data will be released.

2) Micro Data Products: It is expected that a micro data tape will become available.

3) Publications (Catalogued), Publications (Non-catalogued): Current plans call for Statistics Canada to release a general overview publication highlighting key statistics provided by the study, in 1991. It is likely that Statistics Canada will also produce a series of more focused analytical pieces, but firm plans have not yet been made.

COLLECTION:**START DATE:**

1987-10

**REFERENCE PERIOD:**

Calendar year; Week (preceding survey)

**DATA COLLECTION METHOD(S):**

84% Telephone interview; 16% Face to face interview

**FREQUENCY:**

One time only

**TYPE OF SURVEY:**

Sample

**COLLECTION PERIOD:**

From September 19 to October 31, 1988

POPULATION:**TARGET UNIVERSE:**

Economic families with at least one child aged 12 or under representative of the civilian, non-institutionalized population in Canada's ten provinces, excluding residents of the Yukon and Northwest Territories, persons living on Indian reserves and inmates of institutions

**POPULATION SIZE:**

2,700,000

**STATISTICAL UNITS:**

Individual (children and adults); Economic family with at least one child aged 12 or under

CLASSIFICATION:**GEOGRAPHIC COVERAGE:**

Provinces

DISSEMINATION:**RELEASE TIME:**

March 1991

**PUBLICATIONS (NON-CATALOGUED):**

(See NOTES)

**GEOGRAPHIC UNITS DISSEMINATED:**

(See NOTES)

**MICRO DATA PRODUCTS:**

(See NOTES)

**PUBLICATIONS (CATALOGUED):**

(See NOTES)

CONTACT PERSON: Susan Lafrance; (613) 951-0524; Processing Representative, Special Surveys Group; Household Surveys Division

**62-3853 Labour Market Activity Survey (LMAS)**

This survey collects annual information on employment from the Canadian non-institutionalized population aged 16 to 69, excluding persons living in the Yukon, the Northwest Territories and persons living on Indian Reserves.



**MAIN TOPICS:**

- Labour market activity profiles: by labour force participation status, by class of worker, and by employer and job characteristics*
- Persons 16-69 years, labour market activity patterns, by labour force participation status, and by selected socio-economic and demographic characteristics*
- Job search activities, by methods used for job search, and by reasons for not working or not looking*
- Unpaid absences, by reason for stopping work or leaving job*
- Employment patterns, by paid worker job characteristics, and by demographic characteristics*
- Unemployment patterns, by labour force participation status, by duration, by reason, by job search activities during the unemployment period, and by age, sex and marital status of unemployed worker*
- Employment and unemployment patterns, by ethnic origin, by visible minority status, by language and other demographic characteristics*
- Job satisfaction, by amount of work during the year, by hours worked, by weeks employed and by conditions and earnings from employment*
- Paid worker employment, by labour force participation status, by work schedule, by salary or wage rates, by union membership, by pension coverage, by firm size, and by age, sex and marital status of worker*
- Earnings from paid worker employment, average weekly earnings, by unionization status, by occupation or industry*
- Women and men, statistical profiles of their labour market experience, by age, marital status, by age of youngest child*
- Youth, statistical profiles of their labour market experience, by age, sex, marital status and by student, non-student status*
- Unattached and married persons, statistical profiles of their labour market experience, by age and sex*
- Older workers, statistical profiles of their labour market experience, by age, sex, and marital status by age of youngest child*
- Unemployment or absence from work, data on reasons preventing from working, or cause of work interruption, sources of income while unemployed, participation in academic or skill training programs, and sources of income while unemployed*

**NOTES:**

- 1) SIC Coverage: Code range re-coded into 52 groups of industries.
- 2) Frequency: The survey was run from 1986 to 1990.

**COLLECTION:****START DATE:**

1986

**REFERENCE PERIOD:**

Calendar year

**DATA COLLECTION METHOD(S):**

85% Telephone interview; 15% Face to face interview

**FREQUENCY:**

Annual (See Notes)

**TYPE OF SURVEY:**

Sample

**COLLECTION PERIOD:**

January

POPULATION:**TARGET UNIVERSE:**

Canadian individuals aged 16-69, excluding individuals from the Yukon and Northwest Territories, persons living on Indian Reserves, full-time members of the Canadian Armed Forces and inmates of institutions

**POPULATION SIZE:**

17,527,000

**STATISTICAL UNITS:**

Individual

CLASSIFICATION:**GEOGRAPHIC COVERAGE:**

Canada

**GEOGRAPHIC CODING - MICRO DATA:**

Province

**SIC COVERAGE:**

SIC-E 1980 - (See NOTES)

DISSEMINATION:**RELEASE TIME:**

9 months after the reference calendar year

**PUBLICATIONS (NON-CATALOGUED):**

"Wages and Jobs in the 1980's: Changing Youth Wages and the Declining Middle Class"  
Labour Market Activity Survey (LMAS) Bulletins No.1 and No.2

**GEOGRAPHIC UNITS DISSEMINATED:**

Provinces (Geographic detail is at the provincial level and includes selected estimates for economic regions and census metropolitan areas (CMAs))

**MICRO DATA PRODUCTS:**

Standard - available on demand  
Name: Labour Market Activity Survey (LMAS)  
Microdata Tape  
Method(s) of dissemination: Tape

**PUBLICATIONS (CATALOGUED):**

71-205; 71-206; 71-207; 71-208; 71-214; 71-215

CONTACT PERSON: *Richard Veevers; (613) 951-4617; Project Manager, Special Surveys Group; Household Surveys Division*

**62-3865 Survey of Volunteer Activity**

The objectives of this survey are to provide information on the activities of volunteers and the organizational settings in which they work, the reasons for being volunteers, the amount and pattern of time spent volunteering through organizations, the cost of volunteering, the opinions of volunteers on various aspects of their voluntary experience.

**MAIN TOPICS:**

*Volunteers: activities, satisfaction, experiences and patterns of volunteering activities, statistical profile*

*Volunteer activities: motivations, by type*

*Volunteer activities for organizations: by type, time spent on each activity and its purpose or aim*

*Volunteer work for organizations: reasons for not giving more hours*

*Volunteer work for organizations: satisfaction or dissatisfaction with organization, by reason*

*Volunteer work for organization: gains in terms of skill and knowledge while volunteering, by type of skill or knowledge gained*

**NOTES:**

Data Collection Method(s): The face to face and telephone interviews are used for screening. The mail out/mail back questionnaire is used for 100% of the screened-in respondents.

**COLLECTION:****START DATE:**

1987-10

**REFERENCE PERIOD:**

November 1986 to October 1987

**DATA COLLECTION METHOD(S):**

100% Self completion, mail out/mail back; (See NOTES)

**FREQUENCY:**

One time only

**TYPE OF SURVEY:**

Sample

**COLLECTION PERIOD:**

From October 1987 to January 1988

**POPULATION:****TARGET UNIVERSE:**

All Canadian individuals aged 15 and over excluding residents of the Yukon and Northwest Territories, inmates of institutions, full-time members of the Canadian Armed Forces and residents of Indian reserves.

**POPULATION SIZE:**

18,000,000

**STATISTICAL UNITS:**

Individual

**CLASSIFICATION:****GEOGRAPHIC COVERAGE:**

Canada

**OTHER COVERAGE:**

Classification of organizations being served by volunteers

**GEOGRAPHIC CODING - MICRO DATA:**

Province; Urban size class

**DISSEMINATION:****RELEASE TIME:**

Data have been released

**REFERENCE DOCUMENTS:**

"Survey of Volunteer Activity Microdata Documentation and User's Guide"

"Survey of Volunteer Activity Information Manual"

**GEOGRAPHIC UNITS DISSEMINATED:**

Provinces; Subprovincial regions - selected; Census metropolitan areas - selected

**MICRO DATA PRODUCTS:**

Standard - available on demand

**PUBLICATIONS (CATALOGUED):**

71-535 (no. 4)

Name: Survey of Volunteer Activity Microdata Files

Method(s) of dissemination: a) Diskette, b) Tape

**OTHER STATISTICAL DATA PRODUCTS:**

Customised tabulation or data file  
 Customised analytical studies

**SOURCES FOR CUSTOMISED PRODUCTS:**

Name: The Volunteer Activity Survey (VAS)  
 Person, Volunteer and Organization  
 Masterfiles  
 Number of variables: 748  
 Main variables: Volunteer status, Reasons for  
 volunteering, Type of organization,  
 Demographic characteristics of volunteers

CONTACT PERSON: *Scott Murray; (613) 951-9476; Assistant Director;  
 Household Surveys Division*

**62-3869 National Survey on Drinking and Driving**

The survey's main objectives were: 1) to collect etiological, attitudinal, cognitive and behavioural information regarding drinking and driving; 2) to collect information that is representative and useful at both the provincial and national levels; and 3) to collect baseline data which can be used to assess trends and changes in variables over time.

**MAIN TOPICS:**

*Alcohol consumption: social acceptability of drinking and driving*  
*Drinking and driving: etiological, attitudinal, cognitive and behavioral information*  
*Drinking and driving: control and regulatory measures required, public opinion, by type of measures required*  
*Impaired driving: situational measures required for prevention of accidents*  
*Drivers and driving: social responsibility*

**COLLECTION:****START DATE:**

1988-03

**REFERENCE PERIOD:**

Varied from last 30 days to last 3 years

**DATA COLLECTION METHOD(S):**

100% Telephone interview

**FREQUENCY:**

One time only

**TYPE OF SURVEY:**

Sample

**COLLECTION PERIOD:**

March 1988

**POPULATION:****TARGET UNIVERSE:**

All individuals aged between 16 and 69 inclusively in  
 Canada, excluding residents of the Yukon and  
 Northwest Territories and full time residents of  
 institutions

**POPULATION SIZE:**

17,971,460

**STATISTICAL UNITS:**

Individual



CLASSIFICATION:**GEOGRAPHIC COVERAGE:**

Provinces

DISSEMINATION:**RELEASE TIME:**

1988

**GEOGRAPHIC UNITS DISSEMINATED:**

Provinces

**OTHER PUBLICATIONS:**

"National Survey on Drinking and Driving, National  
Technical Report Volume 1"

**MICRO DATA PRODUCTS:**

Standard - available on demand

Name: Survey on Drinking and Driving Microdata  
Tape

Method(s) of dissemination: a) Diskette, b) Tape

**OTHER STATISTICAL DATA PRODUCTS:**

Customised tabulation or data file

**SOURCES FOR CUSTOMISED PRODUCTS:**

Name: Survey on Drinking and Driving

Number of variables: 300

Main variables: Age, Sex, Education, Occupational  
industry, Income, Drinking behaviour,  
Drinking and driving behaviour,  
Awareness of programs, Use of  
programs, Accidents, Convictions

CONTACT PERSON: *Anne Haining; (613) 951-4592; Project Manager, Special Surveys Group;  
Household Surveys Division*

**62-3870 Current Population Profile - 1987**

The Current Population Profile is designed to answer one basic question about migration in Canada, that is, who are the migrants? The survey will answer further questions on migrants such as 1) from which province, territory or country did they move? 2) when did they make their move? and 3) what was the main reason that they moved?

**MAIN TOPICS:**

*Population: migration, demographic profiles, for Canada, provinces and territories*

*Interprovincial migration: in-migrants, demographic and employment characteristics, by main reason for migrating, by province or territory of destination*

*Interprovincial migration: out-migrants, demographic and employment characteristics, by reason for migrating, by province or territory of origin*

*International migration: immigrants, demographic and employment profiles, by country of origin, by province of destination*

*International migration: emigrants, demographic and employment profiles, by province or territory of origin*

**NOTES:**

Start Date: This survey was originally conducted in 1980 under ID 3814. It was conducted in 1982, 1984 and 1987 as ID 63-3870. The 1991 version is under ID 62-3882.

COLLECTION:

**START DATE:**  
1981 (See NOTES)

**DATA COLLECTION METHOD(S):**  
95% Telephone interview; 5% Face to face interview

**TYPE OF SURVEY:**  
Sample

**REFERENCE PERIOD:**  
Calendar year

**FREQUENCY:**  
Occasional

**COLLECTION PERIOD:**  
From November 16 to November 21, 1989

POPULATION:

**TARGET UNIVERSE:**  
All Canadian individuals aged 15 and over, excluding residents of the Yukon and Northwest Territories, inmates of institutions, full time members of the Canadian Armed Forces and residents of Indian reserves

**POPULATION SIZE:**  
18,000,000

**STATISTICAL UNITS:**  
Individual

CLASSIFICATION:

**GEOGRAPHIC COVERAGE:**  
Canada

**SIC COVERAGE:**  
SIC-E 1980 - All industries

**GEOGRAPHIC CODING - MICRO DATA:**  
Province

DISSEMINATION:

**RELEASE TIME:**  
Data have been released

**OTHER STATISTICAL DATA PRODUCTS:**  
Customised tabulation or data file

**GEOGRAPHIC UNITS DISSEMINATED:**  
Provinces

**SOURCES FOR CUSTOMISED PRODUCTS:**  
Name: Current Population Profile Masterfile  
Number of variables:  
Main variables:

**MICRO DATA PRODUCTS:**  
Standard - available on demand  
Name: Current Population Profile  
Method(s) of dissemination: Tape

CONTACT PERSON: *Scott Murray; (613) 951-9476; Assistant Director;  
Household Surveys Division*

**62-3871 Survey of 1986 Graduates**

This survey provides data on labour-market experiences of 1986 graduates in the two years since graduation. Specifically focusing on employment-occupation and geographic shifts of a key youth group at a key time.

**MAIN TOPICS:**

*Post-secondary education, 1986 graduates: educational training, job satisfaction*

*University and college programs, 1986 graduates: by level of education and job satisfaction*

*Trade and vocational programs, 1986 graduates: by level of education and job satisfaction*

*Work experience and other activities prior to graduation, data detail*

*Work experience and other activities since graduation, data detail*

*Graduates, 1986: socio-economic profiles*

*Native, 1986 graduates: socio-economic detail*

*Handicapped, 1986 graduates: socio-economic detail*

**COLLECTION:****START DATE:**

1988-05

**REFERENCE PERIOD:**

Several, the major one is the first week of May 1988

**DATA COLLECTION METHOD(S):**

100% Telephone interview

**FREQUENCY:**

One time only

**TYPE OF SURVEY:**

Sample

**COLLECTION PERIOD:**

From May to June 1988

**POPULATION:****TARGET UNIVERSE:**

The set of graduates from Canadian postsecondary educational institutions who graduated or completed the requirements for degrees, diplomas or certificates during the calendar year 1986, excluding graduates from private postsecondary institutions, continuing education (unless this led to a degree), part time trade courses for full time employees, some vocational programs and apprenticeship programs

**POPULATION SIZE:**

269,000

**STATISTICAL UNITS:**

Individual

**CLASSIFICATION:****GEOGRAPHIC COVERAGE:**

Canada

**GEOGRAPHIC CODING - MICRO DATA:**

Forward Sortation Area (FSA) (first 3 digits) of postal codes

DISSEMINATION:**RELEASE TIME:**

1 1/2 years after the reference period

**GEOGRAPHIC UNITS DISSEMINATED:**

Canada; Provinces; Territories

**REFERENCE DOCUMENTS:**

"Survey of 1986 Graduates - Methodology Report and User's Guide" (in preparation)

**MICRO DATA PRODUCTS:**

Standard - available on demand

Name: Survey of 1986 Graduates, Public Microdata  
Tape

Method(s) of dissemination: Tape

**OTHER STATISTICAL DATA PRODUCTS:**

Customised tabulation or data file

CONTACT PERSON: *Phil Stevens; (613) 951-9481; Project Manager, Special Surveys Group; Household Surveys Division***62-3873 National Alcohol and Drug Survey**

This voluntary survey collected data on the negative consequences associated with drug and alcohol use. The survey collected information about: 1) attitudes and beliefs concerning the consequences of drug and alcohol use, 2) individual's experiences and behaviour in relation to their own use of alcohol, medications and illegal drugs, 3) other's use of the above substances and the effect on the respondent, and 4) demographic characteristics.

**MAIN TOPICS:***Alcohol and drug use: Canadian attitudinal statistics, by age and sex*COLLECTION:**START DATE:**

1989-03

**REFERENCE PERIOD:**

Calendar year

**DATA COLLECTION METHOD(S):**

100% Telephone interview

**FREQUENCY:**

One time only

**TYPE OF SURVEY:**

Sample

**COLLECTION PERIOD:**

From March 1 to March 23, 1989

POPULATION:**TARGET UNIVERSE:**

Canadian individuals 15 years of age and over, excluding residents of the Yukon and Northwest Territories

**POPULATION SIZE:**

20,284,803

**STATISTICAL UNITS:**

Individual



CLASSIFICATION:**GEOGRAPHIC COVERAGE:**

Provinces

DISSEMINATION:**RELEASE TIME:**

1989

**OTHER PUBLICATIONS:**

"National Alcohol and Other Drugs Survey  
Highlights Report H39-175/1990E"  
ISBN 0-662-17860-2

**MICRO DATA PRODUCTS:**

Standard - available on demand

Name: National Alcohol and Drugs Survey 1989  
Microdata Tape

Method(s) of dissemination: Tape

CONTACT PERSON: Anne Haining; (613) 951-4592; Project Manager, Special Surveys Group;  
Household Surveys Division

**62-3874 Survey of Literacy Skills Used in Daily Activities**

This national survey is used for the development of a detailed literacy profile of the adult Canadian population. Of special interest is the identification of groups in Canadian society whose literacy skill levels place them at highest risk.

**MAIN TOPICS:***Functional literacy skills: statistical profiles, by socio-economic characteristics**Reading and writing requirements for daily activities**Self-perception of literacy skills and employment prospects**Literacy training programme requirements by type of programme*COLLECTION:**START DATE:**

1989-10

**REFERENCE PERIOD:**

October 1989

**DATA COLLECTION METHOD(S):**

100% Face to face interview

**FREQUENCY:**

One time only

**TYPE OF SURVEY:**

Sample

**COLLECTION PERIOD:**

From October 2 to October 21, 1989

POPULATION:**TARGET UNIVERSE:**

Canadian population 16 to 19 years of age excluding residents of the Yukon and Northwest Territories, residents of Indian reserves, full time members of the Canadian Armed Forces and inmates of institutions

**POPULATION SIZE:**

18,000,000

**STATISTICAL UNITS:**

Individual

CLASSIFICATION:**GEOGRAPHIC COVERAGE:**

Provinces

DISSEMINATION:**RELEASE TIME:**

Data on the reading skills of Canadians were released in May 1990; Data on the numeracy skills were released in July 1990 and data on the writing skills were released in December 1990

**PUBLICATIONS (CATALOGUED):**

85-525

**MICRO DATA PRODUCTS:**

Standard - available on demand

Name: The Survey of Literacy Skills used in Daily Activities Microdata File

Method(s) of dissemination: a) Diskette, b) Tape

**GEOGRAPHIC UNITS DISSEMINATED:**

Canada; Provinces (excluding Prince Edward Island)

CONTACT PERSON: Gilles Montigny; (613) 951-9731; Project Manager, Special Surveys Group; Household Surveys Division

**62-3875 National Apprenticeship Survey**

This survey collects data on the extent of labour-market experience inside and outside the trade, the characteristics of the most recent job, labour market status at one point in time, differences in experiences by trade group, training and occupation matches, geographical location, opinions on apprenticeship training, and experiences and motives for entering into the apprenticeship program.

**MAIN TOPICS:**

*Apprentices (registered) and certified journeymen, by labour force status, industry of occupation and trade related characteristics, for Canada, provinces and territories*

*Apprentices (registered) and certified journeymen, by type of apprenticeship program, Canada, provinces and territories*

*Apprentices and journeymen, number employed and unemployed, by trade, Canada, provinces and territories*

*Apprentices and journeymen not working in their trade, Canada, provinces and territories*

**NOTES:**

- 1) Target Universe/Geographic Coverage: The province of Quebec was not surveyed.
- 2) Geographic Units Disseminated: May not be able to release figures for the Territories for reasons of confidentiality.
- 3) Publications (Catalogued): EIC, the sponsor for this survey, may eventually produce a publication containing the results of this survey.

**COLLECTION:****START DATE:**

1989-11

**REFERENCE PERIOD:**

Calendar year

**DATA COLLECTION METHOD(S):**

100% Telephone interview

**FREQUENCY:**

One time only

**TYPE OF SURVEY:**

Sample

**COLLECTION PERIOD:**

From November 27 to December 15, 1989

**POPULATION:****TARGET UNIVERSE:**

All individuals who completed an official provincial registered-apprenticeship program and those who discontinued such a program during the calendar years 1986 or 1987 (SEE NOTES)

**POPULATION SIZE:**

78,279

**STATISTICAL UNITS:**

Individual

**CLASSIFICATION:****GEOGRAPHIC COVERAGE:**

Canada (except Quebec); (See NOTES)

**DISSEMINATION:****RELEASE TIME:**

September 1990

**MICRO DATA PRODUCTS:**

Standard - available on demand

Name: National Apprenticeship Survey Microdata  
File

Method(s) of dissemination: Tape

Customised - user defined

**GEOGRAPHIC UNITS DISSEMINATED:**

Canada; Newfoundland; Nova Scotia; New Brunswick; Prince Edward Island; Ontario; Manitoba; Saskatchewan; Alberta; British Columbia; Territories (See NOTES)

**OTHER STATISTICAL DATA PRODUCTS:**

Customised tabulation or data file

**PUBLICATIONS (CATALOGUED):**

(See NOTES)

**SOURCES FOR CUSTOMISED PRODUCTS:**

Name: National Apprenticeship Survey

Number of variables: 240

Main variables: Industry, occupation of most recent job in apprenticeship trade and outside apprenticeship trade

**CONTACT PERSON:** *Phil Stevens; (613) 951-9481; Project Manager, Special Surveys Group; Household Surveys Division***62-3876 1988 Veterans Survey**

This one time only survey provides data on the wartime service and civilian service of individuals 50 years of age and over.

**MAIN TOPICS:***Canadian veterans, wartime service profiles**World War I, Canadian veterans, by type of military service**World War II, Canadian veterans, by type of military service**Korean War, Canadian veterans, by type of military service**Canadian veterans, with wartime service overseas**Canadian veterans, with wartime civilian service**Widowed spouses of Canadian veterans***NOTES:**

Reference Period: The survey was conducted in 1988 but refers to the Veterans' war time service.

**COLLECTION:****START DATE:**

1988

**REFERENCE PERIOD:**

(See NOTES)

**DATA COLLECTION METHOD(S):**

95% Telephone interview; 5% Face to face interview

**FREQUENCY:**

One time only

**TYPE OF SURVEY:**

Sample

**COLLECTION PERIOD:**

Labour Force Survey (LFS) (ID 62-3701) week May 1988

**POPULATION:****TARGET UNIVERSE:**

Individuals age 50 and over

**STATISTICAL UNITS:**

Individual

**POPULATION SIZE:**

6,200,000



CLASSIFICATION:**GEOGRAPHIC COVERAGE:**

Provinces

**GEOGRAPHIC CODING - MICRO DATA:**

Size of area within province (500,000+, 100,000-499,999, etc.)

DISSEMINATION:**RELEASE TIME:**

6 months after the collection period (for basic tabulations); 9 months after the collection period (for microdata file)

**OTHER STATISTICAL DATA PRODUCTS:**

Customised tabulation or data file

**GEOGRAPHIC UNITS DISSEMINATED:**

Provinces; Subprovincial regions - selected; Census metropolitan areas - selected

**SOURCES FOR CUSTOMISED PRODUCTS:**

Name: Household Surveys Division - Divisional Master File

Number of variables: 480

Main variables: Demographic, Labour force, Income, Household facilities and equipment, Rent, Veterans data, Household, Economic Family, Census Family, and individual levels of aggregation possible

**MICRO DATA PRODUCTS:**

Customised - user defined

CONTACT PERSON: Penny Barclay; (613) 951-4634; Survey Statistician; Household Surveys Division**62-3877 Survey on Telephone Services**

This one-time only sample survey was conducted to obtain data on the number of households who have telephone service and those who do not.

**MAIN TOPICS:***Telephone statistics: by type of telephone system, by type of telephone service**Telephones: households with telephone services, by household income**Telephones: vacation home with telephone**Telephones: households without telephone or telephone services, by reason**Telephones: number of telephones in service and different numbers*COLLECTION:**START DATE:**

1988

**REFERENCE PERIOD:**

August 1 to November 15, 1988

**DATA COLLECTION METHOD(S):**

80% Telephone interview; 20% Face to face interview

**FREQUENCY:**

One time only

**TYPE OF SURVEY:**

Sample

**COLLECTION PERIOD:**

Late November 1988

POPULATION:

**TARGET UNIVERSE:**  
Households with or without a telephone

**STATISTICAL UNITS:**  
Household

**POPULATION SIZE:**  
20,500,000

CLASSIFICATION:

**GEOGRAPHIC COVERAGE:**  
Canada

DISSEMINATION:

**RELEASE TIME:**  
1988

**MICRO DATA PRODUCTS:**  
Standard - available on demand  
Name: Survey of Telephone Services  
Method(s) of dissemination: Tape

CONTACT PERSON: Denis Lefebvre; (613) 951-4600; Project Manager, Special Surveys Group;  
Household Surveys Division

**62-3878 Survey of Smoking Patterns**

This is a one-time only sample survey whose objective is to produce estimates of Canada's smoking population, specifically for certain ethnic/cultural groups.

**MAIN TOPICS:**

*Smoking habits, patterns and history of smokers, by kind of smoking, frequency and current status*  
*Health and smoking patterns*  
*Ethnicity and smoking habits*  
*Smokers and non-smokers, by socio-economic and demographic characteristics of smokers*

**NOTES:**

- 1) Data Collection Methods: It is impossible to determine the ratio of face to face interviews versus telephone interviews.
- 2) Reference Period: The reference period covers any period in the respondent's life when he/she smoked.
- 3) Micro Data Products: The micro data file is not yet available. It is unknown at this time (March 1991) when it will be available - post collection work is still in progress.

COLLECTION:

**START DATE:**  
1990-03

**REFERENCE PERIOD:**  
(See NOTES)

**DATA COLLECTION METHOD(S):**  
Face to face interview; Telephone interview; (See NOTES)

**FREQUENCY:**  
One time only

**TYPE OF SURVEY:**  
Sample

**COLLECTION PERIOD:**  
From March 1 to 16, 1990

POPULATION:**TARGET UNIVERSE:**

Persons 15 years of age and over, specifically those persons in the following ethnic or cultural groups: Italian, Portuguese, South Asian, Chinese and Southeast Asian (excluded are residents of Indian reserves and institutions and households containing foreign residents)

**POPULATION SIZE:**

1,559,110

**STATISTICAL UNITS:**

Individual

CLASSIFICATION:**GEOGRAPHIC COVERAGE:**

Census metropolitan areas (CMA); Census agglomerations (CA)

DISSEMINATION:**RELEASE TIME:**

Not known at this time

**GEOGRAPHIC UNITS DISSEMINATED:**

Provinces

**MICRO DATA PRODUCTS:**

Standard - available on demand

Name: File on Survey of Smoking Patterns (See NOTES)

Method(s) of dissemination: Tape

CONTACT PERSON: Bill Magnus; (613) 951-4577; Project Manager;  
Household Surveys Division

**62-3879 Adult Education and Training Survey**

This survey measures the incidence of adult Canadians (17 years of age and over) who have received education or training between December 1989 and November 1990.

**MAIN TOPICS:**

*Education and training, adult Canadians 17 years of age and over, taking courses*

*Training programs, full-time, adult enrolment, selected data, by type of program*

*Apprenticeship training programs, enrolment, duration, location, and purpose*

*Education and training, full-time employment-related*

*Training, barriers to, by reason*

*Labour force activity, employment and training opportunities*

**NOTES:**

Start Date: There have been 2 previous surveys on education/training. Each instrument has been different. 1984 - Adult Education Survey, 1986 - Adult Training Survey.

COLLECTION:**START DATE:**

1990-11 (See NOTES)

**DATA COLLECTION METHOD(S):**

Telephone interview

**TYPE OF SURVEY:**

Sample

**FREQUENCY:**

One time only

**REFERENCE PERIOD:**

December 1989 to November 1990

**COLLECTION PERIOD:**

From November 19 to November 24, 1990

**POPULATION:****TARGET UNIVERSE:**

Individuals 17 years of age or over

**STATISTICAL UNITS:**

Individual

**CLASSIFICATION:****GEOGRAPHIC COVERAGE:**

Provinces

**GEOGRAPHIC CODING - MICRO DATA:**

Province

**DISSEMINATION:****RELEASE TIME:**

September 1991

**MICRO DATA PRODUCTS:**

Standard - available on demand: Special tabulations

Name: Public Use Micro Data Tape

Method(s) of dissemination: Tape

**GEOGRAPHIC UNITS DISSEMINATED:**

Canada; Provinces; Census metropolitan areas

**CONTACT PERSON:** *Stephen Arrowsmith; (613) 951-0566; Project Manager, Special Surveys Group; Household Surveys Division*

**62-3882 Current Population Profile - 1990**

The Current Population Profile is designed to answer one basic question about migration in Canada, that is, who are the migrants? The survey will answer further questions on migrants who have changed their province of residence since the 1986 Census of Population (ID 41-3901) such as 1) from which province, territory or country did they move? 2) when did they make their move? 3) what was the main reason that they moved? 4) what was their labour force status, industry of employment and occupation prior to their move?

**MAIN TOPICS:**

*Population: migration, demographic profiles, for Canada, provinces and territories*

*Interprovincial migration: in-migrants, demographic and employment characteristics, by main reason for migrating, by province or territory of destination*

*Interprovincial migration: out-migrants, demographic and employment characteristics, by reason for migrating, by province or territory of origin*

*International migration: immigrants, demographic and employment profiles, by country of origin, by province of destination*

*International migration: emigrants, demographic and employment profiles, by province or territory of origin*



**NOTES:**

Start Date: This survey was originally conducted in 1980 under SDDS ID 3814. It was conducted in 1982, 1984 and 1987 as SDDS ID 3870.

**COLLECTION:****START DATE:**

1981 (See NOTES)

**DATA COLLECTION METHOD(S):**

95% Telephone interview; 5% Face to face interview

**TYPE OF SURVEY:**

Sample

**REFERENCE PERIOD:**

Calendar year

**FREQUENCY:**

Occasional

**COLLECTION PERIOD:**

From February 18 to February 23, 1991

**POPULATION:****TARGET UNIVERSE:**

All Canadian individuals aged 15 and over excluding residents of the Yukon and Northwest Territories, inmates of institutions, full time members of the Canadian Armed Forces and residents of Indian reserves

**POPULATION SIZE:**

18,000,000

**STATISTICAL UNITS:**

Individual

**CLASSIFICATION:****GEOGRAPHIC COVERAGE:**

Provinces

**SIC COVERAGE:**

SIC-E 1980 - All industries

**GEOGRAPHIC CODING - MICRO DATA:**

Province

**DISSEMINATION:****RELEASE TIME:**

May 1991

**OTHER STATISTICAL DATA PRODUCTS:**

Customised tabulation or data file

**GEOGRAPHIC UNITS DISSEMINATED:**

Provinces

**SOURCES FOR CUSTOMISED PRODUCTS:**

Name: Current Population Profile Masterfile

**MICRO DATA PRODUCTS:**

Standard - available on demand

Name: Current Population Profile

Method(s) of dissemination: Tape

Number of variables:

Main variables:

**CONTACT PERSON:** *Scott Murray; (613) 951-9476; Assistant Director;  
Household Surveys Division*

---

**62-3883 Health Promotion Survey - 1990**

The first Health Promotion Survey, conducted in 1985, provided the baseline information on current attitudes and behaviours. This survey is the second of a series.

**MAIN TOPICS:**

*Health promotion survey 1990, key factors involved*  
*Health of Canadians, behaviours, attitudes and perceptions*  
*Health, Canadians, 15 years and over, perceptions of*  
*Heart diseases, by factors causing heart problems*  
*Blood pressure and cholesterol, control methods used*  
*Exercises for sustenance of good health, by type*  
*Smoking habits, social acceptance, restrictions and public opinions*  
*Alcohol consumption, quantity, frequency and reasons for*  
*Drugs and medicines, use and abuse, by type*  
*Road safety practices*  
*Drinking and impaired driving, behaviour and attitudes*  
*Nutrition and eating habits*  
*Social relationships and interactions with family and friends*  
*Employment status at workplace, by type*  
*Job satisfaction as affecting mental and physical health*  
*Women, preventive health and sexual practices related to personal health and social problems*  
*Men, preventative health and sexual practices related to personal health and social problems*  
*Sexual health: sexual habits, sexually transmitted diseases, and preventative measures*  
*Dental health care and preventive measures required*  
*Home and living conditions at home affecting environmental issues*  
*Health promotion issues and government actions*  
*Lifestyle: health intentions and measures to promote mental and physical well-being of Canadians*  
*Health profile of Canadians, by socio-economic and demographic characteristics*

**NOTES:**

Start Date: This survey was conducted in 1985 under ID 62-3828. Some of the survey topics have changed.

**COLLECTION:****START DATE:**

1985 (See NOTES)

**REFERENCE PERIOD:**

Calendar year

**DATA COLLECTION METHOD(S):**

100% Telephone interview

**FREQUENCY:**

Occasional

**TYPE OF SURVEY:**

Sample

**COLLECTION PERIOD:**

June 1990

**POPULATION:****TARGET UNIVERSE:**

All persons 15 years of age or older living in Canada excluding residents of the Northwest Territories and full-time residents of institutions

**POPULATION SIZE:**

20,600,000

**STATISTICAL UNITS:**

Individual

CLASSIFICATION:

**GEOGRAPHIC COVERAGE:**  
Canada

**SIC COVERAGE:**  
SIC-E 1980; 3 digit

**GEOGRAPHIC CODING - MICRO DATA:**  
Province

DISSEMINATION:

**RELEASE TIME:**  
April 1991

**MICRO DATA PRODUCTS:**  
Standard - available on demand  
Name: Health Promotion Survey Microdata file  
Method(s) of dissemination: a) Diskette, b) Tape

**GEOGRAPHIC UNITS DISSEMINATED:**  
Provinces

**CONTACT PERSON:** *Jeanine Bustros; (613) 951-6802; Project Manager, Special Surveys Group; Household Surveys Division*

**62-3886 The Housing Repair and Renovation Survey**

This household survey provides estimates of shelter expenditures, including details on housing repair and renovation.

**MAIN TOPICS:**

*For renter households: Expenditures on utilities not included in rent, tenants insurance, repairs and renovations  
For owner households: current mortgages and shelter related loans, annual property taxes, current value of dwelling  
For each dwelling occupied: Utilities expenses, homeowners insurance, condominium fees if applicable  
List of expenditures for additions, renovations, installations of fixtures and equipment, repairs and maintenance*

**NOTES:**

- 1) Statistical Units: The annual survey covers only homeowner households whereas renter households are also covered in the full Shelter Cost Survey (ID 62-3507) that is an occasional.
- 2) Target Universe: For tabulation purposes, military camps, collective households and private households in "other" dwellings (motor homes, boats, tents, railroad cars, etc.) are excluded. The 1988 and 1989 surveys only covered homeowner households.
- 3) Frequency: Annual for Housing Repair and Renovation Survey and occasional for Full Shelter Cost Survey.
- 4) Data Collection Method(s): 100% telephone interview, but some personal interviews as per Labour Force Survey field methods.

COLLECTION:

**START DATE:**  
1988-03

**REFERENCE PERIOD:**  
Calendar year

**DATA COLLECTION METHOD(S):**  
100% Telephone interview; (See NOTES)

**FREQUENCY:**  
Annual (See NOTES)

**TYPE OF SURVEY:**  
Sample

**COLLECTION PERIOD:**  
2 weeks following the start of the March Labour Force Survey (ID 62-3701) survey week

POPULATION:**TARGET UNIVERSE:**

All households, excluding Territories, Indian Reserves and crown lands, inmates of institutions (See NOTES)

**POPULATION SIZE:**

9,200,000

**STATISTICAL UNITS:**

Homeowner household; (See NOTES)

CLASSIFICATION:**GEOGRAPHIC COVERAGE:**

Provinces

**GEOGRAPHIC CODING - MICRO DATA:**

Labour Force Survey (LFS) (ID 62-3701) frame; Aggregation codes for provinces; Urban/rural size groups

DISSEMINATION:**RELEASE TIME:**

1 year after the reference calendar year

**OTHER STATISTICAL DATA PRODUCTS:**

Customised tabulation or data file

**GEOGRAPHIC UNITS DISSEMINATED:**

Provinces; Urban/rural size groups

**SOURCES FOR CUSTOMISED PRODUCTS:**

1) Name: Repair and Renovation Master File (1988)

Number of variables: 200

Main variables: Expenditures for detailed types of repairs, additions, renovations, selected socio-economic variables on households and persons from linked LFS data

2) Name: Shelter Cost Survey Master File (1987)

Number of variables: 1,000+

Main variables: Expenditures for homeowners, Expenses for utilities, mortgages, taxes, insurance, detailed repairs and renovations, Renters housing expenditures not covered in the monthly rent survey.

**PUBLICATIONS (CATALOGUED):**

62-201

**REFERENCE DOCUMENTS:**

62-201

**MICRO DATA PRODUCTS:**

Standard - available on demand

Name: Microdata File on Household Income (1987), Facilities and Equipment (1988) and Shelter Cost (1987)

Method(s) of dissemination: Tape

CONTACT PERSON: *Cynthia Silver; (613) 951-4726; Head, Survey Methods and Operations Unit; Household Surveys Division*



**63-4301 Income Estimates for Subprovincial Areas**

This annual program produces estimates of per-capita and aggregate amounts of personal and personal disposable income, of money income before and after tax, of income tax and direct taxes; estimates of aggregate wages and salaries, self-employment income, government transfer payments, investment income including rents, and miscellaneous money income.

**MAIN TOPICS:**

*Income estimates, by income related characteristics, by subprovincial areas, for Canada and provinces*  
*Money income components: estimates, for counties, Census Divisions (CDs), Subprovincial Regions (SPRs), and for Census Metropolitan Areas (CMAs), for Canada and provinces*  
*Money income before tax, money income after tax, federal income tax provincial income tax: estimates in aggregate and per-capita amounts, and effective tax rates, for counties, Census Divisions (CDs), Subprovincial Regions (SPRs), and for Census Metropolitan Areas (CMAs)*  
*Personal income and personal disposable income: estimates in aggregate and per-capita amounts, with per-capita direct tax and direct tax rate, for counties Census Divisions (CDs), Subprovincial Regions (SPRs), and for Census Metropolitan Areas (CMAs)*  
*Per-capita personal disposable income estimates, with area income classification codes relative to provincial standards and national standards, and per-capita personal disposable income indexed, for counties Census Divisions (CDs), Subprovincial Regions*

**NOTES:**

This survey collects data from administrative sources and from Statistics Canada sources (National Accounts, Building permits, Population estimates, Demography). Start Date: 1976 for census divisions (CDs) and 1982 for census metropolitan areas (CMAs).

**COLLECTION:****START DATE:**

1976; 1982 (See NOTES)

**REFERENCE PERIOD:**

Calendar year

**DATA COLLECTION METHOD(S):**

100% Extraction from administrative files

**FREQUENCY:**

Annual

**TYPE OF SURVEY:**

Census

**COLLECTION PERIOD:**

Transfer of machine readable file, following about 11 months after the end of the reference calendar year

**POPULATION:****TARGET UNIVERSE:**

Individual tax filers (Revenue Canada T-1 universe)

**STATISTICAL UNITS:**

Tax filer; Income

**POPULATION SIZE:**

16,000,000

CLASSIFICATION:**GEOGRAPHIC COVERAGE:**

Provinces

**GEOGRAPHIC CODING - MICRO DATA:**

Postal codes; Revenue Canada locality codes (where postal codes are missing)

DISSEMINATION:**RELEASE TIME:**

21 months after the reference calendar year

Staff Report - "Trade-off Between Improved Timeliness and Data Quality" - Labour and Household Surveys Analysis Division

**GEOGRAPHIC UNITS DISSEMINATED:**

Provinces; Subprovincial regions; Census divisions; Census metropolitan areas

**OTHER PUBLICATIONS:**

"Taxation Statistics (Annual)" - Revenue Canada - Taxation

**CANSIM CROSS-CLASSIFIED:**

00750101;00750102

**REFERENCE DOCUMENTS:**

13-216

**PUBLICATIONS (CATALOGUED):**

13-216

**OTHER STATISTICAL DATA PRODUCTS:**

Standard tabulation or data file -

**PUBLICATIONS (NON-CATALOGUED):**

Staff Report - "Tax Refund Discounting and Geographic Coding" - Labour and Household Survey Analysis Division

Name: Revised Data Containing Personal and Personal Disposable Income, 1980 to 1982

Method(s) of dissemination: Hard copy/printout

CONTACT PERSON: *Tom Greenberg; (613) 951-0179; Senior Project Officer;  
Labour and Household Surveys Analysis Division*

**64-4101 Annual Census Division Migration Estimates**

These data provide annual estimates of total international and internal migration for each census division.

**MAIN TOPICS:**

*Population: annual migration estimates: by Census Division of origin, and by Census Division of destination*

*Population: in-migration and out-migration statistics by demographic characteristics for Census Divisions (CDs)*

*Population: in-migration and out-migration: annual estimates, by broad age group, sex, and by Census Division of destination and origin*

**COLLECTION:****START DATE:**

1966/67

**REFERENCE PERIOD:**

Approximately April to April

**DATA COLLECTION METHOD(S):**

100% Extraction from administrative files

**FREQUENCY:**

Annual

**TYPE OF SURVEY:**

Census

**POPULATION:****TARGET UNIVERSE:**

Individuals who migrate between census divisions, and international immigrants and emigrants

**POPULATION SIZE:**

1,500,000

**STATISTICAL UNITS:**

Individual

**CLASSIFICATION:****GEOGRAPHIC COVERAGE:**

Canada

**GEOGRAPHIC CODING - MICRO DATA:**

Postal codes; SGC-CD

**DISSEMINATION:****RELEASE TIME:**

Data for the 1988-89 reference year were released about December 1990

**OTHER STATISTICAL DATA PRODUCTS:**

Standard tabulation or data file -

1) Name: Migration Tables: A, B, C, D

Method(s) of dissemination: a) Hard copy/printout, b) Diskette, c) Tape

2) Name: Migration Matrix

Method(s) of dissemination: Tape

Customised tabulation or data file

**GEOGRAPHIC UNITS DISSEMINATED:**

Canada; Provinces; Territories; Census divisions

**REFERENCE DOCUMENTS:**

"A Technical Report on the Development of Migration Data from Taxation Records"

**CONTACT PERSON:** *Gilbert Lagrange; (613) 951-9915; Analyst;  
Small Area and Administrative Data Division*

**64-4102 Longitudinal Tax File**

This is a file of the same tax filers over time; currently 1967-1984. All tax filers with a Social Insurance Number ending in the same digit are on the file for every year that they file a tax return. This is a 10% sample of all tax filers.

**MAIN TOPICS:**

*Taxfilers: longitudinal tax data files*

*Taxfilers: income profiles, by Social Insurance Number (SIN), and by demographic characteristics*

*Incomes: individual taxfiler's income profiles, by source of income, age, sex and province of residence of income earners*

**NOTES:**

Sources for Customized Products - The reason there is no number listed for number of variables is that it varies from year to year.

**COLLECTION:****START DATE:**

1967

**REFERENCE PERIOD:**

Calendar year

**DATA COLLECTION METHOD(S):**

100% Extraction from administrative files

**FREQUENCY:**

Annual

**TYPE OF SURVEY:**

Sample

**POPULATION:****TARGET UNIVERSE:**

Tax filers with a Social Insurance Number

**STATISTICAL UNITS:**

Individual

**POPULATION SIZE:**

20,000,000

**CLASSIFICATION:****GEOGRAPHIC COVERAGE:**

Canada

**GEOGRAPHIC CODING - MICRO DATA:**

Locality code from RC/T Master

**DISSEMINATION:****RELEASE TIME:**

2 to 3 years after the reference calendar year

**OTHER STATISTICAL DATA PRODUCTS:**

Customised tabulation or data file

Customised analytical studies

**GEOGRAPHIC UNITS DISSEMINATED:**

Canada; Provinces; Territories

**SOURCES FOR CUSTOMISED PRODUCTS:**

Name: Longitudinal Tax File

Number of variables: N/A

Main variables: Income sources

**CONTACT PERSON:**

*Mario Bédard; (613) 951-9725; Analyst;  
Small Area and Administrative Data Division*



**64-4103 Annual Income Tax File**

This is a file containing demographic, economic (income), and geographic information on individuals who file tax returns.

**MAIN TOPICS:**

*Income and taxfilers: statistical profiles, by sources of income and by demographic characteristics, for Canada, provinces and territories, and for postal code areas*

*Taxfilers: Canada total and by province, territory, city, urban Forward Sortation Areas (FSA), and rural postal codes*

*Taxfilers reporting any or all incomes: number and percentage change, for Canada, provinces and territories, and for postal code areas*

*Taxfilers reporting any or all incomes: number and percentage, by age group, sex and marital status, for Canada, provinces and territories, and for postal code areas*

*Taxfilers reporting any or all incomes: number and percentage living in apartments or multi-unit dwellings, for Canada, provinces and territories, and for postal code areas*

*Taxfilers reporting employment income and/or income from unemployment insurance: number and percentage by sex, for Canada, provinces and territories, and for postal code areas*

*Taxfilers reporting employment income and/or income from unemployment insurance: number and percentage of taxfilers with receipts of income from unemployment insurance, for Canada, provinces and territories, and for postal code areas*

*Taxfilers reporting any employment incomes: number and percentage of total by sex, for Canada, provinces and territories, and for postal code areas*

*Taxfilers reporting total income: number and percentage by income range, for Canada, provinces and territories, and for postal code areas*

*Taxfilers reporting family allowance income: number and aggregate dollars, for Canada, provinces and territories, and for postal code areas*

*Median employment income of taxfilers: by sex, (male, female, both sexes), for Canada, provinces and territories, and for postal code areas*

*Median total income of taxfilers: by sex, (male, female, both sexes), for Canada, provinces and territories, and for postal code areas*

*Median total income of taxfilers and percentage change for both sexes, for Canada, provinces and territories, and for postal code areas*

*Median total income as compared to Canadian index and provincial index, by area and postal code areas*

*Postal code index: postal code and delivery area, by province and territory*

**COLLECTION:****START DATE:**

1976

**REFERENCE PERIOD:**

Calendar Year

**DATA COLLECTION METHOD(S):**

100% Extraction from administrative files

**FREQUENCY:**

Annual

**TYPE OF SURVEY:**

Census

**POPULATION:****TARGET UNIVERSE:**

All taxfilers in Canada

**POPULATION SIZE:**

18,000,000

**STATISTICAL UNITS:**

Individual

**CLASSIFICATION:****GEOGRAPHIC COVERAGE:**

Canada

**GEOGRAPHIC CODING - MICRO DATA:**

Postal codes; SGC-CD

**DISSEMINATION:****RELEASE TIME:**

15 months after the reference calendar year

**2) Name: FSA/Postal Walk Data**Method(s) of dissemination: a) Hard copy/printout,  
b) Diskette, c) Tape**GEOGRAPHIC UNITS DISSEMINATED:**Canada; Provinces; Territories; Census divisions;  
Other: Forward Sortation Areas (FSA)

Customised tabulation or data file

**3) Name: Demographic and Income Data for Postal  
Code Areas****OTHER STATISTICAL DATA PRODUCTS:**

Standard tabulation or data file -

1) Name: CD-Profiles

Method(s) of dissemination: a) Hard copy/printout,  
b) Diskette, c) TapeMethod(s) of dissemination: a) Hard copy/printout,  
b) Diskette, c) Tape**SOURCES FOR CUSTOMISED PRODUCTS:**

Name: Tax Letter Files (By Postal Code)

Number of variables:

Main variables: Income by source, Age, Sex, Postal  
code**CONTACT PERSON:** *Linda Standish; (613) 951-4672; Senior Research Advisor;  
Small Area and Administrative Data Division***64-4104 Monthly Unemployment Insurance Beneficiaries**

Data relating to the number of persons receiving unemployment insurance benefits (beneficiaries) are obtained on a monthly basis, to highlight data on beneficiaries by type, age group and sex.

**MAIN TOPICS:***Unemployment insurance: monthly unemployment insurance beneficiaries, by type of beneficiary, Canada**Unemployment insurance: beneficiaries without earnings, by age group and sex, Canada**Unemployment insurance population ratio, Canada***COLLECTION:****START DATE:**

1978-04

**REFERENCE PERIOD:**

Week of Labour Force Survey

**DATA COLLECTION METHOD(S):**

100% Extraction from administrative files

**FREQUENCY:**

Monthly

**TYPE OF SURVEY:**

Census

**COLLECTION PERIOD:**

Monthly

POPULATION:**TARGET UNIVERSE:**

All unemployment insurance beneficiaries

**STATISTICAL UNITS:**

Individual

**POPULATION SIZE:**

800,000-1,600,000

CLASSIFICATION:**GEOGRAPHIC COVERAGE:**

Canada

**GEOGRAPHIC CODING - MICRO DATA:**

Postal codes

DISSEMINATION:**RELEASE TIME:**

Preliminary data are released about 1 1/2 months after the reference month; Final data are released about 3 1/2 months after the reference month

**SOURCES FOR CUSTOMISED PRODUCTS:**

Name: Unemployment Insurance Data

Number of variables: 20

Main variables: Beneficiaries by age, sex and type, Beneficiaries by type of benefits, Regular beneficiaries with no earnings by age group and sex, Unemployment Insurance population ratio

**GEOGRAPHIC UNITS DISSEMINATED:**

Canada; Provinces; Territories; Census divisions

**OTHER STATISTICAL DATA PRODUCTS:**

Standard tabulation or data file -

Name: Unemployment Insurance Data

Method(s) of dissemination: a) Hard copy/printout,  
b) Diskette, c) Tape

Customised tabulation or data file

CONTACT PERSON: Marc LePage; (613) 951-0508; Analyst;  
Small Area and Administrative Data Division

**64-4105 Annual Tax Family Estimates**

These data provide annual estimates of population by age, income by source and family characteristics for postal code small area aggregations, Census Divisions and CMAs.

**MAIN TOPICS:**

*Population: annual estimates, by age, income by source and family characteristics, for postal code areas, Census Division and CMAs*

*Families: annual tax estimates, by family characteristics, for postal code areas, Census Divisions and CMAs*

*Taxfilers and individuals: annual tax estimates, by age, sex, marital status and income by source, for postal code areas, Census Divisions and CMAs*

**NOTES:**

Reference Period: Data are obtained from the T1 tax form. Thus income data are for the calendar year, demographic information is as of December 31st, and geography is as of approximately April of the following year.

COLLECTION:

**START DATE:**  
1982

**DATA COLLECTION METHOD(S):**  
66% Extraction from administrative files; 34%  
Non-standard: Deterministic imputation

**TYPE OF SURVEY:**  
Census

**REFERENCE PERIOD:**  
Calendar year (See NOTES)

**FREQUENCY:**  
Annual

POPULATION:

**TARGET UNIVERSE:**  
All individuals who complete a personal income tax  
form and their dependents

**POPULATION SIZE:**  
26,000,000

**STATISTICAL UNITS:**  
Taxfiler; Individual (including imputed record);  
Census family (Husband-wife, single parent,  
non-family persons)

CLASSIFICATION:

**GEOGRAPHIC COVERAGE:**  
Canada

**GEOGRAPHIC CODING - MICRO DATA:**  
Postal code areas; SGC-CD; CMA

DISSEMINATION:

**RELEASE TIME:**  
1 1/2 years after the reference calendar year

**GEOGRAPHIC UNITS DISSEMINATED:**  
Census divisions; Postal code user defined  
aggregations; Standard postal code aggregations;  
CMAs

**OTHER STATISTICAL DATA PRODUCTS:**  
Standard tabulation or data file -  
Name: Husband/Wife Family Tables  
Method(s) of dissemination: a) Hardcopy/printout;  
b) Diskette; c) Tape  
Customised tabulation or data file

**REFERENCE DOCUMENTS:**  
"Tax Family Specifications" (annual, unpublished)

**CONTACT PERSON:** *Linda Standish; (613) 951-9720; Research Analyst;  
Small Area and Administrative Data Division*

---







**23-2810 Pollution Abatement and Control Survey - 1991**

**START DATE:**  
March 1991

**FREQUENCY:**  
One time only

**REFERENCE PERIOD:**  
1989

**CONTACT PERSON:** *Susan Horsley; (613) 951-2209; Unit Head, Capital Expenditures Section;  
Investment and Capital Stock Division*

---

**24-2327 Funeral Parlour Survey - Cost Recovery Survey**

**START DATE:**  
1991

**FREQUENCY:**  
One time only

**REFERENCE PERIOD:**  
September - November 1991

**CONTACT PERSON:** *J.E. Tremblay; (613) 951-9488; Statistician;  
Prices Division*

---

**26-2905 National Packaging Survey - 1990**

**START DATE:**  
1991

**FREQUENCY:**  
Biennial

**REFERENCE PERIOD:**  
1990

**CONTACT PERSON:** *Mike Sandes; (613) 951-5645; Senior Project Manager;  
Small Business and Special Surveys Division*

---

**26-2906 Design Capabilities Survey in Canada**

**START DATE:**  
1991

**FREQUENCY:**  
One time only

**REFERENCE PERIOD:**  
1991

**CONTACT PERSON:** *Michael Issa; (613) 951-9422; Senior Advisor;  
Small Business and Special Surveys Division*

---

## New Surveys

---

### 26-2907 Atlantic Canada Trade Survey - 1991

**START DATE:**  
1991

**FREQUENCY:**  
Biennial

**REFERENCE PERIOD:**  
1990

**CONTACT PERSON:** *Mike Sandes; (613) 951-5645; Senior Project Manager;  
Small Business and Special Surveys Division*

---

### 31-3449 The Farm Labour Pilot Survey - 1991

**START DATE:**  
December 1991

**FREQUENCY:**  
One time only

**REFERENCE PERIOD:**  
Year 1991

**CONTACT PERSON:** *Rick Burrows; (613) 951-2890; Project Manager;  
Agriculture Division*

---

### 32-2009 Survey of the Waste Management Industries

**START DATE:**  
1991

**FREQUENCY:**  
One time only

**REFERENCE PERIOD:**  
1989

**CONTACT PERSON:** *Catherine Martin; (613) 951-3589; Project Manager;  
Industry Division*

---

### 32-2010 Special Survey of Selected Expenses - 1990

**START DATE:**  
1991

**FREQUENCY:**  
Occasional

**REFERENCE PERIOD:**  
Fiscal year April 1990 - March 1991

**CONTACT PERSON:** *Suzanne Pépin; (613) 951-3514; Coordinator;  
Industry Division*

---



---

**32-2011 Water Use in Manufacturing Industries - 1991****START DATE:**  
1992**FREQUENCY:**  
Quinquennial**REFERENCE PERIOD:**  
Fiscal year April 1991 - March 1992

**CONTACT PERSON:** *Statistics Canada: George Beelan; (613) 951-2231; Asst. Director, Industry Division*  
*Environment Canada: Donald Tate; (613) 953-3478; Head, Water Resource Economics*  
*Section, Socio-Economics Division*

---

**35-2008 Retail Commodity Survey****START DATE:**  
April 1990**FREQUENCY:**  
One time only**REFERENCE PERIOD:**  
1989

**CONTACT PERSON:** *Danny Triandafillou; (613) 951-9820; Director;*  
*Industry Division*

---

**35-2012 Interprovincial Wholesale Commodity Survey****START DATE:**  
April 1992**FREQUENCY:**  
One time only**REFERENCE PERIOD:**  
1990

**CONTACT PERSON:** *Larry Murphy; (613) 951-9683; Acting Chief, Wholesale Trade;*  
*Industry Division*

---

**36-2794 Transborder Truck Survey****START DATE:**  
1991**FREQUENCY:**  
One time only**REFERENCE PERIOD:**  
February and March 1991

**CONTACT PERSON:** *Andrea Mathieson; (613) 951-2493; Project Manager;*  
*Transportation Division*

---

New Surveys

---

**36-2795 Annual Motor Carriers of Freight**

**START DATE:**  
1991

**FREQUENCY:**  
Annual

**REFERENCE PERIOD:**  
1990

**CONTACT PERSON:** *Andrea Mathieson; (613) 951-2493; Project Manager;  
Transportation Division*

---

**42-3894 General Social Survey - Cycle 6 (GSS-91)**

**START DATE:**  
1991

**FREQUENCY:**  
One time only

**REFERENCE PERIOD:**  
Various (one week and greater)

**CONTACT PERSON:** *Ed Praught; (613) 951-9180; Senior Analyst;  
Housing Family and Social Statistics Division*

---

**42-3895 General Social Survey - Cycle 7 (GSS-92)**

**START DATE:**  
1992

**FREQUENCY:**  
One time only

**REFERENCE PERIOD:**  
Various (one week and greater)

**CONTACT PERSON:** *Doug Norris; (613) 951-2572; Assistant Director;  
Housing Family and Social Statistics Division*

---

**52-3250 Aboriginal Peoples Survey - 1991**

**START DATE:**  
1991

**FREQUENCY:**  
One time only

**REFERENCE PERIOD:**  
Post census survey from 1991 Census

**CONTACT PERSON:** *Andy Siggner; (613) 951-1233; Survey Manager;  
Post-Censal Surveys Program*

---

---

**53-3156 School Leavers Survey****START DATE:**  
1991**FREQUENCY:**  
One time only**REFERENCE PERIOD:**  
1990**CONTACT PERSON:** *Doug Higgins; (613) 951-5870; Chief, Projections and Analysis;  
Education, Culture and Tourism Division*

---

**56-3319 Motor Vehicle Theft Survey - 1991****START DATE:**  
1991**FREQUENCY:**  
One time only**REFERENCE PERIOD:**  
July - September 1991**CONTACT PERSON:** *Robert Paiement; (613) 951-6628; Senior Analyst;  
Canadian Centre for Justice Statistics*

---

**57-1736 Local Government Waste Management Practices****START DATE:**  
1992**FREQUENCY:**  
One time only**REFERENCE PERIOD:**  
1989**CONTACT PERSON:** *Robert Loggie; (613) 951-1809; Analyst, Public Finance Section;  
Public Institutions Division*

---

**57-1737 Provincial Government Data for Fiscal - 1991 Arrangements and the System of  
National Accounts****START DATE:**  
1991**FREQUENCY:**  
Annual**REFERENCE PERIOD:**  
Fiscal year**CONTACT PERSON:** *Rocky Zito; (613) 951-1811;  
Public Institutions Division*

**62-3880 Follow-up of 1986 Graduates**

**START DATE:**  
1991

**FREQUENCY:**  
One time only

**REFERENCE PERIOD:**  
June 1988 - March 1991

**CONTACT PERSON:** *Bill Magnus; (613) 951-4577; Project Manager;  
Household Surveys Division*

---

**62-3884 Work Arrangements Survey**

**START DATE:**  
1991

**FREQUENCY:**  
One time only

**REFERENCE PERIOD:**  
Week of Labour Force Survey

**CONTACT PERSON:** *Mike Sivyer; (613) 951-4598; Survey Officer, Special Surveys Group;  
Household Surveys Division*

---

**62-3885 Survey on Aging and Independence**

**START DATE:**  
1990

**FREQUENCY:**  
One time only

**REFERENCE PERIOD:**  
September 1990

**CONTACT PERSON:** *Gilles Montigny; (613) 951-9731; Project Manager;  
Education, Culture and Tourism Division*

---

**62-3887 Survey of 1990 Graduates**

**START DATE:**  
1992

**FREQUENCY:**  
One time only

**REFERENCE PERIOD:**  
1990

**CONTACT PERSON:** *Phil Stevens; (613) 951-9481; Project Manager, Special Surveys Group;  
Household Surveys Division*

---



## SURVEY DOCUMENTATION - DEFINITION OF CONTENT

---



**ID NUMBER \***

A unique 6-digit identifier. The first and second digits identify the Major Information Groups and the Divisional/Sectional groups. The final 4-digits identify the survey or statistical program.

**TITLE \***

The name of the statistical activity including common abbreviations in parentheses (e.g. LFS, SEPH).

**DESCRIPTION**

A brief descriptive overview of the statistical activity.

**MAIN TOPICS**

A list of some of the principal data or categories of information covered by the survey or statistical program.

**NOTES**

Any additional information regarding the activity which has not been covered elsewhere.

**START DATE \***

The first period for which the statistical activity produced data.

**DATA COLLECTION METHODS**

The percentage of respondents by type of data collection method used: self completion; interview; other methods.

**TYPE OF SURVEY**

Census: the collection of information about every unit of the target population (e.g. Census of Population).

Sample: the collection of information on a statistically selected representative subset of the target population.

**REFERENCE PERIOD \***

The period for which the data are collected and/or compiled (e.g. calendar year, fiscal year, quarter, month, specific day of the month).

**FREQUENCY \***

The frequency of the statistical activity.

**COLLECTION PERIOD**

The period during which the survey is in the field. This field does not apply to information collected from administrative sources.

**TARGET UNIVERSE**

The coverage of the statistical activity in terms of its target population.

## Definition of Content

---

### POPULATION SIZE

The number of statistical units in the target population (i.e. universe).

### STATISTICAL UNITS

The unit of observation, the name of the entity about which statistical observations are made. Note that it is not necessarily the same as the entity from which data are collected or for which statistics are tabulated.

### GEOGRAPHIC COVERAGE

The geographic area(s) covered by the statistical activity.

### GEOGRAPHIC CODING OF MICRO DATA

The geographic codes assigned to the micro record of each statistical unit (unit of observation).

### SIC COVERAGE

The industry(ies) covered by the statistical activity, identified in terms of the Standard Industrial Classification and its vintage.

### OTHER COVERAGE CLASSIFICATION(S)

The coverage in terms of other recognized classification(s) or standard(s).

### RELEASE TIME

The period of time following the reference period of the data that is usually required before the data are released to the public.

### GEOGRAPHIC UNITS DISSEMINATED

The geographic units used for the dissemination of statistics.

### CANSIM MATRICES

Indicates that data produced by the statistical activity are available on CANSIM.

### CANSIM CROSS-CLASSIFIED

The CANSIM cross-classified data base numbers which contain data produced by the statistical activity.

### PUBLICATIONS (CATALOGUED)

The catalogue number of the Statistics Canada publication(s) used in disseminating data.

### PUBLICATIONS (NON-CATALOGUED)

The titles of any non-catalogued publication(s) which are issued under the responsibility of Statistics Canada and which contain data and/or data interpretation related to the statistical activity, e.g. research papers, reports, analytical studies, etc.

### OTHER PUBLICATIONS

The titles of any publications of departments and agencies other than Statistics Canada, including non-government organizations, through which data and/or data interpretation related to the statistical activity are regularly disseminated.



**REFERENCE DOCUMENTS**

The names of any documents which give information about the concepts, definitions and methodology of the statistical activity which can be made available to data users. When such a document is catalogued, only the catalogue number is indicated.

**MICRO DATA PRODUCTS**

Indicates the availability of micro data.

**OTHER STATISTICAL DATA PRODUCTS**

Indicates the availability of other unpublished statistical data.

**SOURCES FOR CUSTOMIZED PRODUCTS**

Indicates the availability of customized products and some information relating to the variables available.

**CONTACT PERSON \***

The name, position title and telephone number of the contact person who will handle all inquiries concerning the data or information produced.

**DIVISION \***

The name of the Statistics Canada division responsible for the statistical activity.

---

\* An asterisk indicates which items of information have been provided for new surveys.



## INDEX

---





- Abduction offences; **56-3302**  
*\*Aboriginal Peoples Survey 1991*; **52-3250**  
 Aboriginal SEE Ethnicity; Natives; Population  
 Abortions  
     SEE ALSO Deaths; Fertility; Infanticide  
     therapeutic, number and rates; **51-3209**  
 Absence from work  
     compensations; **62-3853**  
     statistics; **62-3805**  
     unpaid, by reason for leaving job; **62-3853**  
*Absence from Work Survey*; **62-3805**  
 Academic staff SEE Colleges; Education; Teachers;  
 Universities  
 ACCESS SEE Community College Educational  
 Staff System  
 Accidents  
     SEE ALSO Injuries; Poisoning; Traffic...  
     by external cause, hospitalization data;  
     **51-3218**  
     crimes and personal risk, impact; **42-3891**  
 Accommodation  
     living and disability; **52-3222**  
     special modifications for disabled persons;  
     **52-3221**  
 Accommodation costs  
     SEE ALSO Shelter costs  
     universities; **53-3123**  
 Accountants, financial and employment data,  
**37-2430**  
 Accounts  
     bilateral, Canadian, current and capital, by  
     country; **17-1534**  
     bilateral, Canadian, with European  
     Economic Community; **17-1534**  
     bilateral, Canadian, with O.E.C.D., by  
     country; **17-1534**  
     bilateral, Canadian, with United Kingdom;  
     **17-1534**  
     bilateral, Canadian, with United States;  
     **17-1534**  
     current and capital, Canadian, as related to  
     BOP; **17-1534**  
     income and expenditures, transactions with  
     non-residents; **11-1901**  
     income and outlay, data detail; **11-1901**  
 Acid rain SEE Environment; Fisheries; Forestry;  
 Pollution  
 Acids, production, by type of acid; **32-2183**  
 Acquired immunodeficiency syndrome SEE AIDS  
 Acquisitions, mergers and foreign control,  
 industries; **21-2503**
- Activity limitations  
     SEE ALSO Disability; Handicapped;  
     Health  
     and health, by nature of disability; **52-3222**  
     and health survey (HALS); **52-3221**  
 Addicts  
     SEE ALSO Alcohol; Drinking; Drugs  
     alcohol and drug, homes for; **51-3210**  
 Adult correctional facilities, privately operated;  
**56-3306**  
 Adult correctional services  
     SEE ALSO Correctional...; Young  
     offenders  
     statistics; **56-3306**  
*Adult Correctional Services*; **56-3306**  
 Adult education and training, employment-related;  
**62-3879**  
*Adult Education and Training Survey*; **62-3879**  
 Adult offenders SEE Crimes; Justice system;  
 Penitentiaries  
 Adults, barriers to training, by reason; **62-3879**  
 Advertising services, Canada's international  
 transactions in; **17-1536**  
 AFL/CIO SEE American Federation of Labor/  
 Congress of Industrial Organizations  
 Aged SEE Elderly; Old age...; Pension plans;  
 Retirement  
 Agency, voluntary SEE Voluntary...  
*Aggregate Productivity Measures*; **15-1402**  
*\*Aging and Independence, Survey on*; **63-3885**  
 Agricultural farming  
     operating arrangements; **31-3445**  
     electricity consumption; **33-2194**  
     statistical profiles; **31-3439**  
*Agricultural Taxation Data*; **31-3447**  
 Agriculture  
     SEE ALSO Farm(s); Field crops; Food;  
     Livestock  
     census of; **31-3438**  
     end use of refined petroleum products,  
     **32-2168**  
     human imposed environmental stresses;  
     **13-1203**  
     input price indexes; 1986=100; **24-2305**  
     investments, by type and non-farm income;  
     **31-3447**  
     labour hired; **31-3438**  
     land converted to urban use, by ecozone;  
     **13-1202**  
     land profile, by land use; **31-3438**

- land use, by type/ecozone/drainage area; 13-1202
- natural gas usage and sales; 32-2167
- products, cash receipts; 31-3439
- products sold, gross value; 31-3438
- statistics for environmental application; 13-1202
- taxation data; 31-3447
- Agriculture, Census of*; 31-3438
- Agriculture Statistics for Environmental Applications, from Census of Agriculture*; 13-1202
- Agroclimatic resource index; 13-1202
- AIDS
  - cases, by sex and age group; 51-3206
  - government actions, need for; 62-3883
- Air Carrier Fleet Report*; 36-2714
- Air Carrier Operations in Canada*; 36-2712
- Air carriers
  - Canadian, financial statistics; 36-2713
  - Canadian/foreign, revenue passenger data; 36-2704
  - Canadian, operating statistics; 36-2712
  - Canadian, revenue passenger statistics; 36-2704
  - commercial, charter services data; 36-2705
  - fleet report, by technical detail; 36-2714
  - passenger traffic by city-pair; 36-2708
- Air Charter Statistics*; 36-2705
- Air passenger origin and destination
  - scheduled services; 36-2702
  - unit toll services; 36-2704
- Air Passenger Origin and Destination - Scheduled Services*; 36-2702
- Air transport
  - SEE ALSO Air carriers; Transportation aircraft movements; 36-2715
  - charter operations; 36-2705
  - commercial, financial statistics; 36-2713
  - fare basis data; 36-2708
  - revenue passenger data; 36-2704
  - revenue passenger data, scheduled services; 36-2702
- Aircraft Hours Flown, Canadian Registered Civil Aircraft with Valid Certificate of Airworthiness*; 36-2719
- Aircraft Movement Statistics*; 36-2715
- Aircrafts
  - aircraft movement statistics; 36-2715
  - airworthiness report; 36-2719
  - civil, certification statistics; 36-2715
  - civil, hours flown, accident rates, etc.; 36-2719
- Airlines SEE Air carriers; Air transport
- Airplanes SEE Air carriers; Aircrafts; Helicopters
- Airport Activity Survey*; 36-2701
- Airports
  - activity statistics; 36-2701
  - traffic, domestic and international; 36-2701
  - with traffic control towers, traffic data; 36-2715
- Alberta Survey of Apprentices and Journeymen*; 62-3842
- Alcohol
  - and drug use, attitudinal data, by age, sex; 62-3873
  - consumption, public attitudes and opinions; 62-3828
  - consumption, reasons for and social attitudes; 62-3883
  - consumption, social attitudes and public opinion; 62-3869
- Alcohol addicts SEE Addicts; Alcohol; Drinking; Drugs; Health
- Alcoholic beverages
  - control and sales; 57-1726
  - government revenue from sales; 57-1726
  - stores, retail sales; 35-2406
- American Federation of Labor/Congress of Industrial Organizations (AFL/CIO), financial data; 21-2502
- Amusement and Recreational Services, Survey of*; 37-2425
- Amusement parks SEE Parks
- Amusement services, financial and employment data; 37-2425
- Animal and animal products, RMPI; 1986=100; 24-2306
- Animal and livestock products, price indexes; 1986=100; 31-3436
- Animal oils, production and sales; 32-2121
- Animal production indexes; 1986=100; 24-2305
- Animal...products SEE Types of, e.g. Fur; Meats; Wool
- Animal protection SEE Conservation; Environment; Wildlife
- Animals, game and non-game species, wildlife activities; 62-3808
- Animals on farms SEE Livestock
- Aphasia, children with, and education; 62-3824
- Apparel
  - SEE ALSO Clothing
  - wholesale trade, sales, receipts, inventories; 35-2401

- Apples  
and apple products, pack and fresh  
acquirements; **32-2174**  
processed, packs of, SCG 1988; **32-2120**
- Appliances SEE Electric appliances
- Apprentices  
SEE ALSO Journeymen; Vocational...  
registered, Alberta, employment data;  
**62-3842**  
registered, employment status, by industry;  
**62-3875**
- Apprenticeship  
programs, enrolment; **53-3142**  
programs, enrolment, duration and  
purpose; **62-3879**  
survey, national; **62-3875**  
training, registered; **53-3154**
- Aquariums; **54-3107**
- Arboretums; **54-3107**
- Architectural, Engineering and Scientific Services  
Survey*; **37-2420**
- Architectural services, financial and employment  
data; **37-2420**
- Archives; **54-3107**
- Art galleries; **54-3107**
- Artificial intelligence  
SEE ALSO Automation; Computers  
technology use in manufacturing; **25-1104**
- Asphalt Roofing*; **32-2123**
- Asphalt roofing, production, shipments, exports...;  
**32-2123**
- Assault and abduction offences; **56-3302**
- Athletes, professional, financial and employment  
data; **37-2425**
- \*Atlantic Canada Trade Survey*; **26-2907**
- Atlantic Provinces, business starts and terminations;  
**26-2902**
- Atomic energy SEE Nuclear power
- Audio-visual materials  
distribution; **54-2414**  
production; **54-2413**  
production, services; **54-2415**
- Autism, children with, and education; **62-3824**
- Automated materials handling technology in  
manufacturing; **25-1104**
- Automation  
SEE ALSO Artificial intelligence; Robotics  
impact on job security, job creation;  
**42-3892**
- Automobiles  
SEE ALSO Buses; Motor vehicles;  
Passenger...; Trucks  
/automotive dealers, financial and  
employment data; **35-2422**  
dealers, permits and licences; **36-2747**  
households with, by number and type;  
**62-3505**  
rental services, financial and employment  
data; **37-2423**
- Automotive parts  
accessories and services, inventories;  
**35-2411**  
accessories and services, retail sales;  
**35-2406**
- Aviation, civil SEE Civil aviation
- Aviation gasoline  
SEE ALSO Fuel; Gasoline; Oil; Petroleum  
turbo fuel, end use, by consumer sector;  
**32-2168**
- Aviation-turbo fuel, supply and disposition; **32-2150**
- Bags, plastic, shipments; **32-2199**
- Balance of international payments  
SEE ALSO International transactions  
Canadian capital account; **17-1534**  
Canadian current account; **17-1534**  
Canadian international investments;  
**17-1537**
- Bankruptcy Act violations; **56-3302**
- Banks  
SEE ALSO Credit unions; Financial...  
Canadian, assets and liabilities abroad, by  
country; **17-1534**  
chartered, schedule A, and schedule B,  
financial data; **21-2504**
- Barber shops, financial and employment data;  
**37-2424**
- Barley, areas, yields, stocks; **31-3401**
- Battered women, residential facilities; **51-3210**
- Batteries SEE Electric storage batteries
- Beans, green and wax, processed, canned and  
frozen; **32-2190**
- Bear, wild, fur pelts, production; **31-3428**
- Beauty shops, financial and employment data;  
**37-2424**
- Beaver, wild, fur pelts, production; **31-3428**
- Bee colonies  
honey production and value; **31-3419**  
on farms; **31-3438**
- Beef, frozen, stocks in cold storage; **31-3423**
- Beekeeping  
SEE ALSO Agriculture; Farm(s); Honey  
commercial, yield indications; **31-3417**  
honey production and value; **31-3419**



- Berries, farm area utilized; **31-3438**
- Beverage and tobacco products industries, principal statistics; **32-2103**
- Beverages, alcoholic SEE Alcoholic beverages
- Bilateral account SEE Accounts
- Bilingualism SEE Language
- Billiard parlours, financial and employment data, **37-2425**
- Birds, wildlife activities; **62-3808**
- Birth control SEE Abortions; Fertility; Population
- Births  
SEE ALSO Fertility; Population; Vital statistics  
by sex, estimates; **43-3601; 43-3603; 43-3604; 43-3605**  
estimates, CDs/CMAs; **43-3608**  
multiple births; **51-3201**
- Births and stillbirths, and birth rates; **51-3201**
- Biscuits, production statistics, by selected type, SCG 1988; **32-2154**
- Blind persons  
SEE ALSO Disabled persons; Handicapped  
residential care facilities; **51-3210**  
schools for, enrolment; **53-3128**
- Blood pressure and cholesterol, control methods; **62-3883**
- Boats, households with; **62-3505**
- Boats, rental/marina, financial and employment data; **37-2425**
- Boilers for residential heating, shipments, SCG 1988; **32-2189**
- Bonds  
SEE ALSO Financial...; Investments; Securities  
Canadian, non-resident holdings, by sector/country; **17-1537**  
Canadian, non-resident holdings, by type/sector; **17-1535**
- Book Publishers and Exclusive Agents, Survey of;* **54-3105**
- Book publishing SEE Publishing
- Books, magazines and newspapers, direct sales; **35-2405**
- Bookstores, campus, sales, employment and financial data; **35-2403**
- Boots  
SEE ALSO Footwear; Shoes  
shoes, sandals, dress and casual, production; **32-2119**
- BOP/BOIP SEE Balance of international payments
- Borrowings SEE Debt; Debentures; Financial...; Mortgage loan companies
- Botanical gardens  
**54-3107**  
financial and employment data; **37-2425**
- Bottles, plastic, production and shipments; **32-2197**
- Bowling alleys, financial and employment data; **37-2425**
- Boxes and wrappers, corrugated, domestic and export shipments; **32-2144**
- British Columbia Railway, operating statistics; **36-2735**
- Broadcasting  
SEE ALSO Radio; Television;  
services, Canada's international transactions in; **17-1536**
- Building material, lumber, wholesale trade, sales...; **35-2401**
- Building permits  
SEE ALSO Construction; Dwellings; Housing  
statistics; **23-2802**  
*Building Permits Survey;* **23-2802**
- Bus, passenger SEE Passenger bus
- Buses  
new, sales, by type, by country of origin; **35-2402**  
school and other, registration data; **36-2747**
- Business  
SEE ALSO Companies; Corporations; Industries  
and commerce, provincial government activities; **25-4210**  
colleges SEE Colleges  
conditions; **32-2152**  
cycle and economic activity data; **14-1601**  
enterprises, federal government finance; **57-1730**  
enterprises, federal government financial flows; **57-1729**  
enterprises, provincial government, employment and payroll; **57-1728**  
enterprises, provincial government, financial flows; **57-1727**  
enterprises, provincial government; **57-1725**  
financing corporations, financial data; **21-2504**  
investments in inventories, by data detail; **11-1901**  
register, entities, by SIC 1980, by employment; **27-1105**



- sector, input-output, by industry group, SNA codes; 15-1401
- sector, labour productivity indexes 1986=100; 15-1402
- service industries, financial/employment data; 37-2426
- services, Canada's international transactions in; 17-1536
- services, financial and employment data; 37-2424
- services, financial and employment data; 37-2423
- small, incorp., by tax record access; 27-1103
- start-ups, key factors re origin and operations; 26-2902
- statistical profiles, Atlantic Provinces; 26-2902
- strategic programs for support and sustenance; 26-2902
- Business Conditions Survey*; 32-2152
- Business Register*; 27-1105
- Business Service Industries, Survey of*; 37-2426
- Business Starts and Terminations in the Atlantic Provinces, Survey of*; 26-2902
- Butter  
SEE ALSO Agriculture; Dairy products; Farm(s); Milk  
and cheese, production and stocks; 31-3431  
production and stocks; 31-3430
- Cable television SEE ALSO Television  
*Cable Television Survey*; 37-2728
- CALURA  
Part 1, corporations, financial data; 21-2503  
Part 2, labour unions, financial data; 21-2502
- Calves SEE Cattle
- Camping grounds, financial and employment data; 37-2418
- Campus Bookstores*; 35-2403
- Campus bookstores, sales, employment and financial data; 35-2403
- Canada assistance plan; 57-3212
- Canada Pension Plan  
SEE ALSO Pension plans; Quebec Pension Plan  
revenue and expenditure, by detail; 11-1901  
statistics; 57-3212; 61-2609
- Canada Shipping Act violations; 56-3302
- Canada's Balance of International Payments*; 17-1534
- Canada's International Investment Position*; 17-1537
- Canada's International Transactions in Securities*; 17-1535
- Canada's International Transactions in Services*; 17-1536
- Canadian assets with and liabilities to, non-residents; 17-1537
- Canadian bilateral accounts, current/capital, by country; 17-1534
- Canadian Broadcasting Corporation (CBC), statistics; 37-2724
- Canadian Civil Aviation - Annual Report*; 36-2713
- Canadian Composite Leading Indicator*; 14-1601
- Canadian dollar exchange rates in foreign currencies; 17-1534
- Canadian economic profile, as compared to outside world; 14-1601
- Canadian economy  
financial and monetary profiles; 12-1804  
input-output structure; 15-1401
- Canadian Federation of Labour (CFL), financial data; 21-2502
- Canadian international investment position, re BOP; 17-1537
- Canadian job strategy program; 53-3140
- Canadian Labour Congress (CLC), financial data; 21-2502
- Canadian Merchandise Trade - Balance of Payments Basis*; 22-2202
- Canadian Merchandise Trade - Custom Basis*; 22-2201
- Canadian National Railway  
/Canadian Pacific Railway Police; 56-3301; 56-3302  
operating statistics; 36-2735  
revenue freight data; 36-2736  
selected data; 36-2734
- Canadian Pacific Railway  
operating statistics; 36-2735  
revenue freight data; 36-2736  
selected data; 36-2734
- Canadian Police Services; 56-3301
- Canadian Telecommunications Plant Price Index (CTPPI), 1986=100*; 24-2319
- Canadian Travel Survey*; 62-3810
- Cancer  
SEE ALSO Deaths; Diseases; Health; Hospital(s)  
cases and mortality data; 51-3207  
national incidence reporting system; 51-3207  
R&D, private non-profit sector; 25-4204

- Canned food, inventories, SCG 1988; **32-2120**
- Canola, areas, yields, stocks; **31-3401**
- Canola-rapeseed oil, production and stocks; **31-3404**
- Capital  
 SEE ALSO Financial...; Investment; Savings  
 fixed, investment in, detail by sector and type; **11-1901**  
 transactions, Canada's assets and liabilities abroad; **17-1534**
- Capital, non-capital expenditures, actual; **23-2805**
- Capital accounts, bilateral, Canadian, by country; **17-1534**
- Capital and repair expenditures  
 actual, by industry/sector; **23-2805**  
 preliminary, actual; **23-2803**
- Capital and Repair Expenditures, Actual for 19\_\_*; **23-2805**
- Capital and Repair Expenditures, Preliminary Actual for 19\_\_, Intentions for 19\_\_*; **23-2803**
- Capital asset formation, public/private capital expenditures; **23-2804**
- Capital Expenditures, Revised Intentions 19\_\_*; **23-2804**
- Capital finance account, consolidated, source/disposition; **11-1901**
- Capital formation  
 gross fixed, actual; **23-2805**  
 gross fixed, by industry, by sector...; **23-2803**  
 gross fixed, revised intentions; **23-2804**
- Capital market  
 SEE ALSO Investment; Money market instruments  
 yields, selected data, by period; **17-1535**
- Carcinoma SEE Cancer
- Cargo  
 SEE ALSO Freight; Railways; Shipping; Water transport  
 containerized, data, by container port; **36-2751**  
 containerized, loaded/unloaded, by container port; **36-2791**  
 handling, international, by Canadian port; **36-2791**  
 traffic, Great Lakes; **36-2751**
- Carloadings, railway SEE Railways
- Carpet cleaning, financial and employment data; **37-2424**
- Carpeting, wall-to-wall, households with; **62-3505**
- Cars, passenger SEE Automobiles; Passenger cars
- Caterers, financial statistics; **37-2419**
- Cattle  
 and calves, farm cash receipts; **31-3437**  
 and calves, farm inventory, by class; **31-3445**  
 and calves on farms, by type; **31-3439**  
 and calves on farms, by type, age, intention; **31-3438**  
 and calves, slaughtered; **31-3434**  
 price indexes; 1986=100; **31-3436**
- CBC SEE Canadian Broadcasting Corporation
- Cement  
 SEE ALSO Concrete  
 production, shipments, stocks, sales, by type; **32-2140**
- Cement*; **32-2140**
- Cemeteries, financial and employment data; **37-2424**
- Census Division Migration Estimates, Annual*; **64-4101**
- Census families  
 SEE ALSO Economic families; Families intercensal and postcensal estimates; **43-3606**  
 percentage distribution, by income group; **62-3502**
- Centrale des Syndicats Démocratiques, financial data; **21-2502**
- Cereals, price indexes; 1986=100; **31-3436**
- CFL SEE Canadian Federation of Labour
- Chain stores, sales, by trade group; **35-2409**
- Charitable foundations SEE Philanthropic foundations
- Chartered banks SEE Banks
- Cheese  
 SEE ALSO Agriculture; Dairy products; Farm(s); Milk  
 imported/domestic, stocks held; **31-3431**  
 processed, production and stocks, by type; **32-2126**  
 production and stocks, by type; **31-3430**
- Chemical and Mineral Process Plant Price Indexes, 1981=100*; **24-2314**
- Chemical and Petrochemical Process Plant Price Index, 1981=100*; **24-2315**
- Chemical process plant  
 /mineral process plant price indexes; 1981=100; **24-2314**  
 price indexes; 1981=100; **24-2315**
- Chemicals, industrial, and synthetic resins, production; **32-2183**
- Chemicals and chemical products  
 industrial, principal statistics; **32-2103**  
 R&D expenditures; **25-4201**

- Chicken  
SEE ALSO Agriculture; Eggs; Farm(s);  
Hens; Poultry  
frozen, stocks in storage, by product type;  
**31-3425**
- Child care  
SEE ALSO Day care  
availability, affordability and quality...;  
**62-3848**
- Child care provided, by type; **42-3893**
- Child custody  
SEE ALSO Divorces; Lone-parent  
families; Marriages  
and dependent children of divorced  
parents; **51-3201; 51-3202**
- Child health  
and government actions; **62-3883**  
Ontario; **62-3824**
- Children  
birth history; **42-3893**  
disabled, under 15 years, in private  
households; **52-3221**  
emotional, health and behavioral problems;  
**62-3824**  
emotionally disturbed, residential care,  
**51-3210**  
emotionally disturbed, treatment centres;  
**51-3204**  
gifted children and education; **62-3824**  
handicapped and education; **62-3824**  
with special problems or skills; **62-3824**
- Cigarettes  
and cigars, production and disposition;  
**32-2142**  
vending machine operations, sales, by  
location; **35-2404**
- Cigars SEE Cigarettes
- Cinematographic production; **54-2413**
- City Average Retail Prices*; **24-2302**
- Civil aircrafts SEE Aircrafts, civil
- Civil aviation  
SEE ALSO Air carriers; Air transport  
Canadian, annual report; **36-2713**  
operations in Canada; **36-2712**
- CLC SEE Canadian Labour Congress
- Clinker  
SEE ALSO Cement; Concrete  
sales; **32-2140**
- Clothes dryers, production, sales, stocks; **32-2112**
- Clothing  
CPI; 1986=100; **24-2301**  
wholesale trade, sales, receipts, inventories;  
**35-2401**
- Clothing industry, principal statistics; **32-2103**
- Clothing stores  
other, inventories; **35-2411**  
other, retail sales; **35-2406**
- CN SEE Canadian National Railway
- Coal  
SEE ALSO Coke; Energy; Mining  
and refined petroleum products industry,  
principal statistics; **32-2103**  
industrial consumption, by usage, by  
industry; **32-2166**  
mine and related employees, salaries,  
wages data; **32-2147**  
production, sales and stocks; **32-2147**
- Coal, Monthly*; **33-2147**
- Coal mines  
energy consumption, by type; **32-2177**  
financial and production activity data;  
**32-2177**  
production, disposal, inventory and export  
market data; **32-2147**
- Coal Mines*; **33-2177**
- Coastal shipping SEE Shipping; Vessel...; Water...  
*Coastwise Shipping Survey*; **36-2751**
- Cocoa Beans*; **32-2157**
- Cocoa beans, SCG 1988, stocks, purchases and  
grindings; **32-2157**
- Coffee, production and stocks, by type, SCG 1988;  
**32-2156**
- Coin operated amusements, financial and  
employment data; **37-2425**
- Coke  
SEE ALSO Coal; Energy; Petroleum coke  
consumption, by end use; **33-2003**  
industrial consumption, by usage, by  
industry; **32-2166**  
plants, production and disposition; **33-2003**
- Coke Monthly*; **33-2003**
- Collection agencies, financial and employment data;  
**37-2426**
- Colleges  
SEE ALSO Community colleges;  
Education  
and university academic staff system, data;  
**53-3101**  
business, private, financial data; **53-3146**  
financial data; **53-3121**  
teachers, socio-economic data; **53-3101**



- Colleges, community SEE Community colleges
- Combustion turbine plant, generating capacity data; **33-2193**
- Commercial Beekeepers Survey*; **31-3417**
- Commercial building, output price indexes; 1986 = 100; **24-2317**
- Commercial fruits SEE Fruits, commercial
- Commercial vegetables SEE Vegetables, commercial
- Commissions, Canada's international transactions in; **17-1536**
- Commodities  
SEE ALSO Goods; Merchandise...  
imports and exports, by H. S. code; **22-2201**  
supply by source, disposition by final use; **15-1401**
- Common-law unions  
SEE ALSO Marriages  
background; **42-3893**  
estimates; **43-3606**
- Communicable diseases  
SEE ALSO Diseases; Hospital(s)  
cases by type; **51-3206**
- Communications  
and control technology in manufacturing; **25-1104**  
Canada's international transactions in; **17-1536**  
industries, corporation finance; **21-2501**  
industries, corporation taxation; **21-2507**
- Community College Educational Staff System, Annual (ACCESS)*; **53-3125**
- Community colleges  
SEE ALSO Colleges; Education  
educational staff; **53-3125**  
enrolment and graduates; **53-3122**  
financial data; **53-3146**
- Companies  
SEE ALSO Business; Corporations;  
Industries  
profiles, by activity, location, employee type; **53-3151**
- Computer Services Survey*; **37-2410**
- Computers  
SEE ALSO Artificial intelligence  
aided design/engineering, use in manufacturing; **25-1104**  
service industry, financial and employment data; **37-2410**  
services, Canada's international transactions; **17-1536**  
use and impact on productivity; **42-3892**  
use on farms; **31-3438**
- Concentrations, corporate financial, GINI coefficient; **21-2503**
- Concrete  
SEE ALSO Cement  
precast, price indexes; 1981 = 100; **24-2303**
- Confederation of Canadian Unions, financial data; **21-2502**
- Confederation of National Trade Unions (CNTU), financial data; **21-2502**
- Conservation  
SEE ALSO Environment; Forestry;  
Wildlife  
land areas; **54-3107**
- Conservatories; **54-3107**
- Consolidated Government Revenue and Expenditure*; **57-1735**
- Construction  
building materials price index; 1981 = 100; **24-2324**  
building permits; **23-2802**  
electric utility, price indexes; 1986 = 100; **24-2316**  
non-residential, price indexes; 1986 = 100; **24-2317**  
R&D, provincial organizations; **25-4208**  
residential, housing starts and completions; **23-2801**  
residential, leading indicators; **23-2806**  
trades, union wage rate indexes; 1986 = 100; **24-2307**  
type plywood, production, shipments, stocks; **32-2138**
- Construction Building Materials Price Index, 1981 = 100*; **24-2324**
- Construction industry  
capital and repair expenditures; **23-2803**  
capital expend, revised intentions; **23-2804**  
capital and repair expenditures, actual; **23-2805**  
corporation finance; **21-2501**  
corporation taxation; **21-2507**  
financial and operating data; **34-2807**  
natural gas usage and sales; **32-2167**
- Construction Industry, Survey of the*; **34-2807**
- Construction Type Plywood*; **32-2138**
- Consulting services, Canada's international transactions; **17-1536**
- Consumer Finances, Survey of (SCF)*; **62-3502**



- Consumer price index (CPI)  
1986 = 100; **24-2301**  
1986 = 100, percent change; **14-1601**
- Consumer Price Index (CPI)*; **24-2301**
- Containerized cargo  
data, by container port; **36-2751**  
loaded and unloaded, by container port;  
**36-2791**
- Contaminants SEE Environment; Forestry;  
Pollution
- Continuing education programs, enrolment data;  
**53-3147**
- Continuing Education Survey (COED)*; **53-3147**
- Contracts for Processing*; **31-3410**
- Contracts for processing vegetables; **31-3410**
- Control and Sales of Alcoholic Beverages in Canada*;  
**57-1726**
- Convicts SEE Correctional services; Inmates;  
Parole
- Cooking ranges, production, sales, stocks; **32-2112**
- Cooking stoves, domestic and export shipments,  
SCG 1988; **32-2189**
- Corn  
areas, yields, stocks; **31-3401**  
for grain and fodder; **31-3442**  
processed, canned, frozen, preserved, SCG  
**1988; 32-2172**
- Corporate financial concentrations, GINI  
coefficient; **21-2503**
- Corporation Financial Statistics*; **21-2506**
- Corporation Financial Statistics - Financial Analysis  
Integrated Data Card*; **21-2508**
- Corporation Taxation Statistics*; **21-2507**
- Corporations  
SEE ALSO Business; Companies;  
Industries  
and Labour Unions Returns Act  
(CALURA) Pt/1; **21-2503**  
and Labour Unions Returns Act  
(CALURA) Pt/2; **21-2502**  
profits, undistributed, data detail; **11-1901**  
taxation statistics, by industry; **21-2507**  
business financing, financial data; **21-2504**  
financial data, foreign control, etc.; **21-2503**  
financial statistics; **21-2506; 21-2508**  
taxable income, by industry/income size;  
**21-2508**
- Corporations, financial SEE Financial corporations
- Corporations, non-financial corp... SEE  
Non-financial corp...; Industrial corp...
- Corporations and Labour Unions Returns Act  
(CALURA), Part 1 - Corporations*; **21-2503**
- Corporations and Labour Unions Returns Act  
(CALURA), Part 2 - Labour Unions*;  
**21-2502**
- Correctional institutions  
SEE ALSO Penitentiaries; Reform...  
provincial expenditure; **53-3141**
- Correctional services  
Canada, data, by type of service; **56-3306**  
inmate deaths; **56-3306**  
inmates unlawfully at large; **56-3306**
- Corrugated Boxes and Wrappers*; **32-2144**
- Cosmetics, direct sales; **35-2405**
- Cost and standard of living SEE Consumer price  
index
- Cottage cheese SEE Cheese
- Courts, SEE Crimes; Justice system; Law; Youth  
court
- CP SEE Canadian Pacific Railway
- CPP SEE Canada Pension Plan
- Credit bureau services, financial and employment  
data; **37-2426**
- Credit unions  
SEE ALSO Banks; Financial...  
central, financial data; **21-2504**  
local, financial data; **21-2504**
- Crematoria, financial and employment data; **37-2424**
- Crimes  
SEE ALSO Correctional...; Justice system;  
Law; and types of crimes  
and justice, sub-provincial data, by census  
variables; **56-3318**  
and risk, public attitudes; **42-3891**  
and traffic enforcement, nature and  
incidence; **56-3302**  
data, by socio-economic and demographic  
variables, sub-provincial area;  
**56-3318**  
of violence, Indian reserves, Saskatchewan;  
**56-3317**
- Criminal Code Statutes, by level of government,  
violations; **56-3302**
- Criminal data, national, provincial and regional  
trends; **56-3316**
- Criminal justice  
SEE ALSO Justice system; Law  
statistical profiles; **42-3891**
- Crop production indexes; 1986 = 100; **24-2305**
- Cropping practices, environmental stress; **13-1202**
- Crops, specialty, farm production, by type; **31-3439**
- Crude oil SEE Oil; Petroleum, crude
- Crude Petroleum and Natural Gas Industry*; **33-2178**

- Crude Petroleum and Natural Gas Production*; **33-2198**
- Crushing operations  
SEE ALSO Oilseeds
- Crushing Operations, Reports of*; **31-3404**
- CSX Transportation Limited, operating statistics; **36-2735**
- CTPPI SEE Canadian telecommunications plant price index
- CTV Television Network, financial and employment data; **37-2724**
- Culture  
SEE ALSO Education; Ethnicity; Heritage; Language  
federal government expenditures; **54-3117**  
provincial government expenditures; **54-3116**
- Curling clubs, financial and employment data; **37-2425**
- Current Population Profile - 1987*; **62-3870**  
*Current Population Profile - 1990*; **62-3882**
- Customs Act and Excise Act violations; **56-3302**
- Customs brokers, financial and employment data; **37-2426**
- Dairy Factory Production and Stocks*; **31-3430**
- Dairy farms, fluid milk production, sales, receipts; **31-3432**
- Dairy products  
SEE ALSO Butter; Cheese; Farm(s); Milk farm cash receipts; **31-3437**  
price indexes; 1986 = 100; **31-3436**  
production, stocks, sales, utilization; **31-3430**
- Dance halls and schools, financial and employment data; **37-2425**
- Day care  
SEE ALSO Child care centres at workplace; **62-3848**
- Deaf  
SEE ALSO Disabled persons; Handicapped persons, residential care facilities; **51-3210**  
schools for, enrolment; **53-3128**
- Deaths  
SEE ALSO Diseases; Homicide; Vital statistics and death rates, by cause; **51-3201**  
by age and sex, estimates; **43-3601**; **43-3603**; **43-3604**  
by age, sex, marital status, estimates; **43-3605**  
estimates, CDs/CMAs; **43-3608**  
of spouses, widowed and divorced persons, estimates; **43-3606**
- Debenture and Other Long-Term Debt - New Issues*; **57-1701**
- Debentures  
SEE ALSO Bonds; Debt; Financial...; Securities and long-term debt, new issues by lender; **57-1701**
- Debt  
SEE ALSO Debentures; Mortgage loan companies funded, Canadian, net, ownership, by country/debtor; **17-1537**  
long-term, new issues, by level of government; **57-1701**
- Degree granting institutions  
enrolments and graduates; **53-3124**  
tuition and other costs; **53-3123**
- Delinquents  
SEE ALSO Young offenders residential care facilities; **51-3210**
- Demography, provincial government activities; **25-4210**
- Dental health care and preventive measures; **62-3883**
- Deodorized oils, Canadian, domestic purchases/production; **32-2121**
- Department of National Defence, schools overseas; **53-3128**
- Department Store Sales and Stocks Survey, Monthly*; **35-2408**
- Department Store Sales by Province and Selected Metropolitan Areas, Monthly*; **35-2407**
- Department stores  
sales and stocks, by CMA/location; **35-2408**  
sales data; **35-2409**  
sales, financial and employment data; **35-2409**  
sales, receipts, by province/area; **35-2407**  
*\*Design Capabilities Survey in Canada*; **26-2906**
- Diesel fuel oil  
end use, by consumer sector; **32-2168**  
supply and disposition; **32-2150**
- Diplomas and degrees granted, university ; **53-3124**
- Direct selling, sales, by method of sales, by commodity; **35-2405**
- Direct Selling in Canada*; **35-2405**

Direct taxes SEE Taxes, direct/indirect

Disability, adult population; 42-3836

Disabled persons

SEE ALSO Blind persons; Deaf;  
Handicapped; Mental health

all ages, living in health institutions;  
52-3222

and out-of-pocket expenses; 52-3221;  
52-3222

barriers experienced, by type; 52-3221

barriers to transportation; 52-3222

by type of activity/ability limitation;  
52-3221

children in private households; 52-3221

need of modifications to accommodations;  
52-3221; 52-3222

needing special aids, by type; 52-3221

residential care facilities; 51-3210

socio-economic and activity data; 41-3901

socio-economic data, by age, sex; 52-3221

vocational rehabilitation of; 57-3212

Diseases

SEE ALSO Deaths; Health; Hospital(s);  
Medical...; and specific types of  
diseases

communicable, infectious, notifiable  
diseases, cases; 51-3206

women's, preventive measures; 62-3828

Dishwashers

automatic, households with; 62-3505

production, sales, stocks; 32-2112

*Disposition of Shipments of Ingots and Rolled Steel  
Products; 32-2184*

Divorces

SEE ALSO Child custody; Lone-parent  
families; Vital statistics

alleged grounds for; 51-3201; 51-3202

and age-specific divorce rates; 51-3202

newly divorced, by age and sex; 43-3605

newly divorced, estimates; 43-3606

numbers and rates of; 51-3202

DND SEE Department of National Defence

Dollar

Canadian, exchange rates in foreign  
currencies; 17-1534

Canadian, purchasing power; 1986 = 100;  
24-2301

Domestic and household help; 42-3893

*Domestic Electrical Appliances; 32-2114*

Drinking

SEE ALSO Alcohol; Driving; Drugs

and driving, national survey on; 62-3869

and impaired driving, behaviours and  
attitudes; 62-3883

and impaired driving, offender data;  
56-3306

Drive-in theatres, operating data; 37-2416

Driving licences SEE Licences, driving

Driving offences and convictions for impaired  
driving; 62-3869

Dropouts SEE Delinquents; Young offenders;  
Youth...

Drugs

SEE ALSO Addicts

and alcohol addicts, residential care  
facilities; 51-3210

and medicines, use and abuse, by type;  
62-3883

and patent medicine stores, inventories;  
35-2411

and patent medicine stores, retail sales;  
35-2406

possession and trafficking; 56-3302

use, attitudes and behaviour, statistics;  
62-3873

wholesale trade, sales, receipts, inventories;  
35-2401

Duck, frozen, stocks in storage, by product type;  
31-3425

Duplicating services, financial and employment  
data; 37-2426

Durable goods SEE Goods

Dwellings

SEE ALSO Building...; Construction;  
Housing

by tenure/ownership; 62-3505

occupied, facilities and ownership data;  
62-3504

residential, building permits; 23-2802

residential, starts and completions; 23-2801

starts and completions, by type; 23-2806

type, and other socio-economic data;  
41-3901

Earnings

SEE ALSO Income; Labour income;  
Wages

from paid worker employment, by  
industry/occupation; 62-3853

hourly, by industry; 61-2612

Eastern Telephone and Telegraph Company,  
statistics; 37-2727



- Ecology SEE Environment; Forestry; Pollution; Wildlife
- Economic accounts, provincial, data detail; 11-1902
- Economic activity and business cycle; 14-1601
- Economic families  
SEE ALSO Census families; Families percentage distribution, by income group; 62-3502
- Economic indicators  
national income and expenditure accounts; 11-1901  
leading, composite, Canadian; 14-1601
- Economic profiles  
Canadian, as compared to outside world; 14-1601  
financial and monetary, Canadian; 12-1804  
statistical, current; 14-1601
- Economics/political science, provincial government activities; 25-4210
- Economy, Canadian, input-output structure; 15-1401
- Ecozones  
and socio-economic profiles; 13-1204  
environmental stress and response statistics; 13-1201
- Education  
SEE ALSO Colleges; Schools; Universities and culture, provincial government activities; 25-4210  
and training, adults, taking courses, by type; 62-3879  
and training, employment-related, adults; 62-3879  
continuing, programs, enrolment data; 53-3147  
federal government expenditures; 53-3140  
full-time, employment-related; 62-3879  
handicapped children; 62-3824  
higher, R&D, federal government expenditures; 25-4211  
Indians and Inuit, federal expenditure; 53-3140  
non-credit, enrolment data; 53-3147  
non-university, financial data; 53-3121  
occupation and social mobility; 42-3890  
patterns and trends; 42-3892  
price index (EPINDEX); 53-3144  
teaching staff, pay structure; 61-2613
- Education, elementary, secondary  
financial data; 53-3119  
language education; 53-3129  
price index; 53-3142  
teachers; 53-3127
- Education, post-secondary  
educational staff; 53-3125  
enrolment; 53-3122  
enrolment and graduates; 53-3124  
financial data; 53-3121  
non-university, financial data; 53-3146
- Education, R&D  
federal government expenditures; 25-4212  
provincial government expenditures; 25-4209
- Education, special  
enrolment; 53-3128  
federal expenditure; 53-3140  
provincial expenditure; 53-3141
- Education Pay Distribution Survey, Annual*; 61-2613
- Education Price Index - Elementary and Secondary Level (EPINDEX)*; 53-3144
- Educational institutions, teaching staff, salaries; 61-2613
- EEC SEE European Economic Community
- Egg Producers Report*; 31-3421
- Eggs  
SEE ALSO Chicken; Farm(s); Poultry and poultry, farm cash receipts; 31-3437  
edible dried products in storage, by product type; 31-3424  
frozen, stocks in storage, by product type; 31-3425  
price indexes; 1986 = 100; 31-3436  
production, stocks and sales; 31-3421
- Elderly  
SEE ALSO Health; Old age security; Pension plans; Retirement active kinship and social support data; 42-3836  
food expenditure patterns; 62-3503  
living arrangements; 42-3836  
one person households, facilities, by income group; 62-3506  
residential care facilities; 51-3210  
social activity participation; 42-3836  
tuberculosis data; 51-3205
- Electric appliances  
direct sales; 35-2405  
domestic, production, shipments; 32-2114  
major, production, sales, stocks; 32-2112
- Electric energy  
exports to and imports from U.S.A.; 33-2194  
generation, by type of energy; 32-2151
- Electric generating stations, generating capacity data; 33-2193



Electric lamps, sales, by lamp class, by type,  
32-2117

*Electric Lamps (Light Sources)*; 32-2117

Electric machinery..., wholesale trade, sales,....,  
35-2401

Electric power  
capability and load statistics; 33-2181  
capital and repair expenditures, actual;  
23-2805  
capital formation, revised intentions;  
23-2804  
exports to and imports from U.S.A.;  
33-2181  
generating capacity, by type/ownership;  
33-2193  
generation and firm peak load, by  
province; 33-2181  
industry, capital and repair expenditures;  
23-2803  
selling price indexes; 1986=100; 24-2324

*Electric Power Capability and Load*; 33-2181

*Electric Power Selling Price Indexes for  
Non-Residential Customers, 1986=100*;  
24-2325

Electric storage batteries, factory sales; 32-2111

Electric utilities  
SEE ALSO Energy; Nuclear...  
construction price indexes; 1986=100;  
24-2316  
end use of refined petroleum products;  
32-2168  
financial statistics; 33-2001  
net generation, supply, disposition; 33-2194

*Electric Utility Construction Price Indexes, 1986=100*;  
24-2316

*Electric Utility - Financial Report Annual*; 33-2001

Electric washing machines, households with;  
62-3505

Electrical and electronic products industry, principal  
statistics; 32-2103

Electricity  
commercial and institutional consumption;  
33-2194  
consumption, residential; 33-2194  
deliveries/billed sales, by consumer type;  
33-2194  
exports to and imports from U.S.A.;  
32-2151  
interprovincial transactions; 33-2194  
supply and disposition data; 33-2194  
utility/industrial generation data; 32-2151

*Electricity, Monthly*; 33-2151

*Electricity Supply/Disposition Quarterly*; 33-2194

Electronic and electrical products industry, principal  
statistics; 32-2103

*Elementary-Secondary School Enrolment*; 53-3128

Emigrant families, estimates; 43-3606

Emigrants  
SEE ALSO Immigrants; Migration;  
Population  
by age and sex; 43-3603; 43-3604  
by age, sex, marital status, estimates,  
43-3605  
estimates, CDs/CMAAs; 43-3608

Emissions, pollutant SEE Environment; Forestry;  
Pollution

Emotional health SEE Disability; Health; Mental...

Emotionally disturbed children SEE Children

Employed persons, socio-economic profiles; 62-3701

Employee training, private sector, by  
objective/method; 53-3151

Employer sponsored pension plans SEE Pension  
plans

Employment  
SEE ALSO Labour force; Unemployment;  
Wages  
activity trends and education; 42-3892  
agencies, financial and employment data;  
37-2426  
and Canadian job strategy program;  
53-3140  
and earnings, by industry; 61-2612  
full-time/part time, labour force activity;  
62-3701  
hired, on farms; 31-3438  
income and job satisfaction; 42-3893  
patterns, socio-economic and demographic  
data; 62-3853  
payrolls and hours; 61-2612  
percent change; 14-1601  
potential and literacy skills; 62-3874  
socio-economic, demographic and  
geographic characteristics; 62-3701  
status at workplace, by type, stress, safety..;  
62-3883  
work and career satisfaction; 42-3892

*Employment, Payrolls and Hours, Survey of (SEPH)*;  
61-2612

Employment and payroll  
federal government; 57-1713  
local government, annual; 57-1706  
local government, monthly; 57-1705  
local government, quarterly; 57-1707

- End-use of Refined Petroleum Products, Quarterly Survey of*; 33-2168
- Endangered species, flora and fauna, survival status; 13-1201
- Energy  
 SEE ALSO Types of: Electric; Nuclear; Thermal  
 available, by type of energy, by province; 32-2181  
 conservation, R&D expenditures; 25-4205  
 CPI; 1986 = 100; 24-2301  
 natural gas, supply and demand data; 32-2167  
 R&D expenditures: business enterprises; 25-4205  
 R&D, provincial government expenditures; 25-4209  
 R&D, trends and financial control; 25-4205  
 thermal, generating capacity, fuel use/ownership; 33-2193  
 thermal, generating plants, fuel consumption; 33-2196
- Energy Research and Development Expenditures*; 25-4205
- Engineering  
 R&D, provincial government expenditures; 25-4209  
 services, financial and employment data; 37-2420
- English language education in schools; 53-3129
- Enterprises SEE Business; Companies; Corporations; Industries
- Enterprises, business SEE Business
- Entertainment services, financial and employment data; 37-2425
- Environment  
 SEE ALSO Conservation; Pollution; Waste; Wildlife  
 and human imposed stresses; 13-1204  
 perceptions, attitudes, government actions; 13-1201  
 R&D, provincial government expenditures; 25-4209  
 R&D, provincial organizations; 25-4208
- Environment Statistics*; 13-1201
- Environmental application to agricultural statistics; 13-1202
- Environmental geography, biophysical data; 13-1201
- Environmental issues and living conditions at home; 62-3883
- Environmental stress  
 and response, by industry; 13-1203  
 and response statistics, by ecozone; 13-1201  
 cropping practices; 13-1202  
 fisheries; 13-1203  
 forestry; 13-1203  
 heavy metal industries; 13-1203  
 human imposed, on agriculture; 13-1203  
 manufacturing industries; 13-1203  
 mining industries; 13-1203  
 natural resources; 13-1202  
 non-renewable resources; 13-1201  
 pulp and paper industries; 13-1203  
 renewable resources; 13-1201  
 transportation, noise pollution; 13-1203  
 wildlife; 13-1201
- Epidemical diseases, cases; 51-3206
- EPINDEX SEE Education price index
- Estimates of Families for Canada, the Provinces and the Territories*; 43-3606
- Estimates of Labour Income*; 61-2602
- Estimates of Population, for Census Divisions and Census Metropolitan Areas - Component Method*; 43-3608
- Estimates of Population, for Census Divisions and Census Metropolitan Areas - Regression Method*; 43-3607
- Estimates of Population, Quarterly*; 43-3601
- Estimates of Population by Age and Sex for Canada, the Provinces and the Territories*; 43-3604
- Estimates of Population by Marital Status, Age and Sex for Canada, the Provinces and the Territories*; 43-3605
- Estimates of Total Population, for Canada, the Provinces and the Territories*; 43-3603
- Estimates of Trusteed Pension Funds, Quarterly*; 61-2607
- Ethnicity  
 SEE ALSO Culture; Language; Population and smoking patterns; 62-3878
- Ethno-cultural and language profiles; 41-3901
- European Economic Community, Canada's bilateral account; 17-1534
- Exchange rates, Canadian dollar, in foreign currencies; 17-1534
- Excise Act SEE Customs Act
- Exercise, for sustenance of good health, by type; 62-3828; 62-3883
- Exhibition centres; 54-3107
- Expenditures, capital SEE Capital expenditures
- Expenditures, family SEE Family expenditures



Expenditures, personal SEE Personal expenditures  
Exports

SEE ALSO Imports; International trade;  
World trade  
and imports of goods and services, data  
detail; **11-1901**  
balance of payment basis, H. S. code;  
**22-2202**  
commodities (custom basis); **22-2201**

*External Causes of Injuries and Poisonings*; **51-3218**

Fabricated metal products industries, principal  
statistics; **32-2103**

Fabricated structural steel, price indexes; 1981 = 100;  
**24-2304**

*Fabricated Structural Steel Price Indexes*; **24-2304**

Fabrication and assembly technology in  
manufacturing; **25-1104**

*Factory Sales of Electric Storage Batteries*; **32-2111**

*Factory Shipments of High Pressure Decorative  
Laminate Sheet*; **32-2192**

*Fall Vegetable Survey*; **31-3408**

Families

SEE ALSO Census families; Economic  
families; Households  
and individuals, income profiles, by family  
type; **62-3502**  
demographic background; **42-3893**  
husband-wife, estimates; **43-3606**  
in crisis, residential facilities; **51-3210**  
projections; **43-3602**  
relationship with: parents and  
grandparents; **42-3893**  
tax estimates for postal codes; **64-4105**  
type, structure, and composition; **41-3901**

Families, census SEE Census families

Families, lone-parent SEE Lone-parent families

Families, single-parent SEE Lone-parent families

Family allowances; **57-3212**

Family and friends, social relationships and  
interactions; **62-3828**; **62-3883**

Family expenditures, by household composition;  
**62-3504**

*Family Expenditures, Survey of (FEX)*; **62-3504**

Family food expenditures, by family composition;  
**62-3503**

Family structures, changes in; **42-3893**

*Fare Basis Report*; **36-2708**

Farm(s)

SEE ALSO Agriculture; Dairy...;  
Field crops; Fur farm

agricultural, financial and taxation data;  
**31-3447**

area, size, tenure, land use...; **31-3438**

area sprayed and dusted, by reason, by  
type; **31-3438**

area utilization, by type of crop; **31-3438**

building and fencing indexes; 1986 = 100;  
**24-2305**

business expenses, by type; **31-3439**

capital investments; **31-3445**

capital, market value; **31-3438**; **31-3439**

cash receipts; **31-3437**

classified by size, area, use, sales, product  
type; **31-3438**

input price indexes, (FIPI); 1986 = 100;  
**24-2305**

input price indexes, Eastern Canada;  
1986 = 100; **24-2305**

input price indexes, Western Canada;  
1986 = 100; **24-2305**

labour, hired; **31-3438**

labour, hired, indexes; 1986 = 100; **24-2305**

land area, organization, tenure, land use;  
**31-3439**

land areas, uses; **31-3401**

land/buildings, value per acre, indexes;  
1986 = 100; **24-2305**

machinery, equipment and supplies,  
wholesale trade; **35-2401**

market value; **31-3438**

price report; **31-3436**

product price indexes; 1986 = 100; **24-2305**;  
**31-3436**

property tax indexes; 1986 = 100; **24-2305**

rent indexes; 1986 = 100; **24-2305**

supplies and services indexes; 1986 = 100;  
**24-2305**

survey, national; **31-3439**

using computers; **31-3438**

vehicles, machinery, equipment...; **31-3438**

Farm animals SEE Cattle; Hogs; Livestock; Mink;  
Sheep, etc.

*Farm Cash Receipts*; **31-3437**

*Farm Input Price Index (FIPI)*; **24-2305**

*\*Farm Labour Pilot Survey - 1991, The*; **31-3449**

Farm operators

by land tenure; **31-3439**

income from farming; **31-3439**

off-farm work, by type; **31-3438**

socio-economic profiles; **31-3438**

*Farm Price Report*; **31-3436**

Farmers SEE Farm operators

## Farming

business expenses; 31-3438  
capital investments; 31-3438  
livestock, supply and disposition data;  
31-3445

Fat and oil products, edible, manufactured; 32-2121  
FE SEE Food Expenditure Survey

## Federal government

SEE ALSO Government of Canada  
activities in natural sciences; 25-4212  
activities in science and technology;  
25-4212  
activities in social sciences; 25-4211  
business enterprises, financial data; 57-1730  
business enterprises, financial flows;  
57-1729  
employment and payroll; 57-1713  
enterprises, employment and payroll;  
57-1713  
expenditure on education; 53-3140  
expenditures, university sector R&D;  
25-4212  
finance, estimates and actual data; 57-1715  
financial estimates for SNA; 57-1712  
financial flow estimates for SNA; 57-1710  
R&D expenditures by area of research;  
25-4211  
revenue and expenditures; 57-1715  
transfers to levels of government; 57-1715

*Federal Government Activities in the Natural  
Sciences; 25-4212*

*Federal Government Activities in the Social Sciences;  
25-4211*

*Federal Government Business Enterprise Component  
of National Income and Expenditure  
Accounts and Financial Flow Accounts;  
57-1729*

*Federal Government Business Enterprise Finance;  
57-1730*

*Federal Government Employment and Payroll;  
57-1713*

*Federal Government Expenditures in Support of  
Education, Survey of; 53-3140*

*Federal Government Expenditures on Culture, Survey  
of; 54-3117*

*Federal Government Finance - Estimates and Actual  
Data; 57-1715*

*Federal Government - Financial Flow Estimates for  
System of National Accounts (SNA);  
57-1710*

*Federal Government - Revenue and Expenditure  
Estimates for System of National Accounts  
(SNA); 57-1712*

Federal policing statistics; 56-3301

Federal schools, enrolment; 53-3128

Female earners, male earners, selected data;  
62-3502

Females SEE Women; Population; and specific  
subject, by sex

Ferrous materials, RMPI; 1986=100; 24-2306

## Fertility

SEE ALSO Births; Population; Vital  
statistics  
age-specific; 51-3201  
marital; 51-3201

Fertility intentions; 42-3893

## Fertilizers

use in agriculture, by type; 31-3438  
use on farmland, by ecozone; 13-1202

FEX SEE Family expenditures...

Fibreboard, production, shipments, stocks; 32-2141

Fibrous glass insulation, production, shipments...;  
32-2110

*Field Crop Reporting Series; 31-3401*

## Field crops

SEE ALSO Agriculture; Grains;  
Vegetables; etc.  
area, crop category...; 31-3439  
areas, yields, stocks; 31-3401  
by ecozone; 13-1202  
farm area utilized, by type of crop; 31-3438  
farm cash receipts; 31-3437  
farm production, by category; 31-3439  
price indexes; 1986=100; 31-3436

## Film

and video producers, statistical profiles;  
53-3155

distribution; 54-2414

plastic, shipments; 32-2199

production, services; 54-2415

production, statistical data; 54-2413

*Film, Video and Audio-Visual Distribution and  
Videocassette Wholesaling Survey; 54-2414*

*Film, Video and Audio-Visual Production Survey;  
54-2413*

*Film, Video and Audio-Visual Survey Supplements;  
53-3155*

Films/broadcasting services, Canada's international  
transactions; 17-1536

Financial concentrations, corporate, GINI  
coefficient; 21-2503



- Financial corporations, financial data; 21-2503;  
21-2504
- Financial flow accounts, by sector; 12-1804
- Financial Flow and Balance Sheet Accounts*; 12-1804
- Financial industries
- corporation taxation; 21-2507
  - financial statistics; 21-2501
- Financial institutions, financial data; 21-2504;  
21-2508
- Financial Institutions, Quarterly Survey of*; 21-2504
- Financial intermediaries, financial data, by type;  
21-2504
- Financial leasing corporations, financial data;  
21-2504
- Financial market
- borrowings and assets, by sector...; 12-1804
  - key indicators; 14-1601
- Financial services, Canada's international  
transactions; 17-1536
- Financial Statements from Federal Crown  
Corporations*; 57-1734
- Financial Statistics of Community Colleges and  
Vocational Schools, Survey of*; 53-3146
- Financial Statistics of Private Elementary and  
Secondary Schools, Survey of*; 53-3120
- Financial Statistics of Universities and Colleges,  
Survey of*; 53-3121
- Financial Survey of Canadian Water Carriers*;  
36-2753
- FIPI SEE Farm(s)... input price indexes
- Fire extinguishers, portable, households with;  
62-3505
- Fireplace inserts, domestic and export shipments,  
SCG 1988; 32-2189
- Fireplaces, households with; 62-3505
- Firms, Canadian, energy R&D; 25-4205
- Fish bait
- and animal feed, freezings and stocks, by  
type; 32-2139
  - frozen, yearly freezings, stocks, by  
type/variety; 32-2139
- Fisheries, environmental stresses; 13-1203
- Fishing
- camp, financial and employment data,  
37-2418
  - for sports and wildlife activities; 62-3808
- Flaxseed
- areas, yields, stocks; 31-3401
  - oil production and stocks; 31-3404
- Flora and fauna species, survival status; 13-1201
- Flowers, greenhouse operations; 31-3416
- Fodder crops
- SEE ALSO Corn; Hay  
and hay, farm area utilized; 31-3438
- Food
- canned, inventories, SCG 1988; 32-2120  
CPI; 1986=100; 24-2301
  - vending machine operations, sales, by  
location; 35-2404
  - wholesale trade sales, receipts, inventories;  
35-2401
- Food and Drug Act violations; 56-3302
- Food and energy, CPI; 1986=100; 24-2301
- Food Expenditure Survey (FE)*; 62-3503
- Food groups, direct sales; 25-2405
- Food industries, principal statistics; 32-2103
- Food stores
- other, inventories; 35-2411
  - other, retail sales; 35-2406
- Footwear
- SEE ALSO Boots; Shoes
- production, by type of footwear, by  
material; 32-2119
  - waterproof, production; 32-2119
- Footwear Statistics*; 32-2119
- For-hire trucking
- SEE ALSO Trucking
- For-Hire Trucking Survey*; 36-2741
- Forage seed usage, area, shipments and sales;  
31-3442
- Foreign air carriers, revenue passenger statistics;  
36-2704
- Foreign airlines SEE Foreign air carriers
- Foreign control
- and ownership, investments in Canada;  
21-2503
  - mergers, acquisitions, industries; 21-2503
  - trucking, for-hire; 36-2741
- Foreign investments SEE Investments, foreign  
control
- Foreign Service Allowance Indexes*; 24-2322
- Foreign students
- community colleges; 53-3122
  - universities, tuition fees; 53-3123
  - university enrolment; 53-3124
- Foreign teachers, universities; 53-3101
- Forest and maple products, farm cash receipts;  
31-3437
- Forest products
- cash receipts; 31-3439
  - value; 31-3438

- Forestry  
 SEE ALSO Land; Logging; Lumber;  
 Pulp...; Wood  
 annual survey data; 32-2107  
 environmental stresses; 13-1203  
*Forestry, Annual Survey of*; 32-2107
- Fossil fuels SEE Coal; Energy; Mineral fuels;  
 Mining; Petroleum...
- Fox  
 fur farming; 31-3427  
 wild, fur pelts, production; 31-3428
- Franchises, Canada's international transactions in;  
 17-1536
- Freezers, production, sales, stocks; 32-2112
- Freight  
 SEE ALSO Cargo; Railways; Shipping;  
 Water transport  
 marine, international; 36-2791  
 traffic, international, water transport;  
 36-2791  
 traffic, motor carriers; 36-2748  
 traffic, motor carriers, financial data;  
 36-2742
- French language education in schools; 53-3129
- Freshwater fish, freezings and stocks, by type/form;  
 32-2139
- Frozen Fish*; 32-2139
- Fruit and Vegetable Area Survey*; 31-3407
- Fruit trees, farm area utilized; 31-3438
- Fruits  
 commercial, area, production, by type;  
 31-3407  
 price indexes 1986=100; 31-3436  
 processed, pack and fresh acquirements;  
 32-2175
- Fruits and vegetables  
 farm cash receipts; 31-3437  
 farm production, by type; 31-3439  
 processed, packs of, SCG 1988; 32-2120
- Fuel  
 SEE ALSO Types of: Coal; Natural gas;  
 Nuclear...; Petroleum...  
 consumption statistics, road motor vehicles;  
 36-2746  
 for cooking equipment, households, by type  
 of fuel; 62-3505
- Fuel oil  
 SEE ALSO Diesel...; Gasoline; Oil;  
 Petroleum...  
 light/heavy, end use, by consumer sector;  
 32-2168  
 light/heavy, supply and disposition; 32-2150
- Full-Time and Part-Time Enrolment and Graduates  
 of Postsecondary Programs of Community  
 Colleges*; 53-3122
- Full-Time Enrolment in Trade/Vocational Training  
 Programs, Report on*; 53-3142
- Funded debt SEE Debt
- Funds, closed-end/segregated/investment, financial  
 data; 21-2504
- Funeral homes, financial and employment data;  
 37-2424  
 \**Funeral Parlour Survey*; 24-2327
- Fur  
 bearing animals on farms, by type; 31-3438  
 cleaning and storage services, financial and  
 employment data; 37-2424  
 farming, farm cash receipts; 31-3437  
 farming, fox breeding; 31-3427  
 farming, production, supply and  
 disposition; 31-3426  
*Fur Farm Report - Foxes*; 31-3427  
*Fur Farm Report - Mink*; 31-3426  
 Furnaces, wood/coal, domestic and export  
 shipments, SCG 1988; 32-2189
- Furniture  
 and fixture industries, principal statistics;  
 32-2103  
 office, domestic and export shipments,  
 SCG 1988; 32-2161  
 wholesale trade, sales, receipts, inventories;  
 35-2401
- Furniture, household  
 and appliance stores, inventories; 35-2411  
 and appliance stores, retail sales; 35-2406  
 domestic and export shipments; 32-2006  
 shipments, by type and material; 33-2003
- Gambling operations, financial and employment  
 data; 37-2425
- Garage licences, repair and other; 36-2747
- Gardens SEE Parks; Botanical gardens; Zoological  
 gardens
- Garment industry SEE Clothing industry
- Gas SEE Energy; Fuel; Gasoline; Natural gas; Oil
- Gas, still SEE Still gas
- Gas utilities  
 pipeline transportation, distribution data;  
 32-2149  
 transportation and distribution data;  
 33-2180  
*Gas Utilities/Transportation and Distribution  
 Systems - Annual*; 33-2180

Gas Utilities/Transportation and Distribution Systems - Monthly; 33-2149

#### Gasoline

SEE ALSO Aviation gasoline; Motor gasoline; Oil; Petroleum...

motor, end use, by consumer sector; 32-2168

motor, supply and disposition; 32-2150

outlets, licensed, retail; 36-2747

service stations, inventories; 35-2411

service stations, retail sales; 35-2406

Gasoline, aviation SEE Aviation gasoline

General merchandise stores, retail sales; 35-2406

General Social Survey - Cycle 1 (GSS-85); 42-3836

General Social Survey - Cycle 2 (GSS-86); 42-3890

General Social Survey - Cycle 3 (GSS-88); 42-3891

General Social Survey - Cycle 4 (GSS-89); 42-3892

General Social Survey - Cycle 5 (GSS-90); 42-3893

\*General Social Survey - Cycle 6 (GSS-91); 42-3894

\*General Social Survey - Cycle 7 (GSS-92); 42-3895

Generating Stations; 33-2193

Geographic mobility and socio-economic background; 42-3890

GERD SEE Gross domestic expenditures on R&D

Gifted children and education; 62-3824

Global Communications, financial and employment data; 37-2724

Golf courses, financial and employment data; 37-2425

#### Goods

SEE ALSO Commodities; Merchandise... durable, manufacturing industry, principal statistics; 32-2103

durable/non-durable, stores, inventories; 35-2411

durable/non-durable, stores, retail sales; 35-2406

non-durable, manufacturing industry, principal statistics; 32-2103

Goose, frozen, stocks in storage, by product type; 31-3425

#### Government

SEE ALSO Federal/Local/Municipal/Provincial government(s)

finance statistics, submission to IMF; 57-1714

revenue and expenditure, consolidated; 57-1735

revenue, expenditure and surplus/deficit, by level; 11-1902

sector, revenue, expenditure, saving, by level; 11-1901

spending on social issues, opinions; 42-3892

transactions, Canada's receipts/payments...; 17-1536

Government, federal SEE Federal government

Government, local SEE Local government(s)

Government, provincial SEE Provincial government(s)

Government actions related to health promotion issues; 62-3883

Government Finance Statistics - Submission to the International Monetary Fund; 57-1714

Government of Canada

SEE ALSO Federal government

foreign currency financing; 17-1534

paper transactions, by country/area; 17-1535

#### Graduates

1986, job satisfaction; 62-3871

1986, survey of; 62-3871

women, universities; 53-3124

\*Graduates, Follow-up of 1986; 62-3880

Graduates, Survey of 1986; 62-3871

\*Graduates, Survey of 1990; 62-3887

#### Grains

SEE ALSO Types of grain, e.g. Corn; Wheat; etc.

and oilseeds, farm cash receipts; 31-3437

coarse, products for human consumption; 31-3443

crops, areas, yields, stocks; 31-3401

farm area utilized; 31-3438

farm production, by type; 31-3439

milling, supply and disposition data; 31-3403

offal, production; 31-3443

Grapes, farm area utilized; 31-3438

Grease SEE Lubricating oils and grease

Great Lakes, cargo traffic; 36-2751

Greenhouse Survey, Annual; 31-3416

#### Greenhouses

and mushroom houses, land area utilized; 31-3438

operations; 31-3416

Gross domestic expenditures on R&D (GERD); 25-4201

#### Gross domestic product

SEE ALSO Gross national product

at factor cost, by industry; 16-1301

at factor cost, SNA codes; 15-1401

at market prices/at 1986 prices; 11-1901

price indexes, various; 1986=100; 11-1901

provincial, by industry; 16-1303



- provincial, data detail; 11-1902  
 real, and percent change; 14-1601  
*Gross Domestic Product by Industry - Monthly*;  
 16-1301
- Gross fixed capital formation  
 actual; 23-2805  
 by industry and asset group; 23-2803  
 revised intentions; 23-2804
- Gross national product  
 SEE ALSO Gross domestic product  
 at market prices, data detail; 11-1901
- Gross savings SEE Savings
- Guaranteed income supplement and spouse's  
 allowance; 57-3212; 61-2609
- Guest houses, financial and employment data;  
 37-2418
- Gypsum Products*; 32-2109  
 Gypsum products, production and shipments...;  
 32-2109
- Halfway house SEE Correctional services; Parole  
 HALS SEE Health and activity limitation survey  
 Handicapped  
 SEE ALSO Blind persons; Deaf; Disabled  
 persons; Mental health  
 1986 graduates, job satisfaction; 62-3871  
 children and education; 62-3824  
 physically, residential care facilities;  
 51-3210  
 schools for, enrolment; 53-3128
- Harvested Area, Production and Value of Processing  
 Vegetables*; 31-3406
- Hay  
 and fodder crops, farm area utilized;  
 31-3438  
 tame, areas, yields, stocks; 31-3401
- Health  
 SEE ALSO Diseases; Hospital(s);  
 Lifestyle; Mental...;  
 and activity limitations; 52-3221  
 and activity limitation survey household  
 component; 52-3251  
 and activity limitations, by nature of  
 disability; 52-3222  
 and personal care, CPI; 1986 = 100; 24-2301  
 and public safety, safety practices on road;  
 62-3883  
 and sexual practices, preventive, women;  
 62-3883  
 and smoking patterns; 62-3878  
 current physical conditions and problems,  
 by type; 62-3828  
 key factors for improving health and  
 well-being; 62-3883  
 measures taken/not taken, by reason, by  
 type; 62-3828  
 occupational, and safety data; 61-2605  
 of Canadians, behaviours, attitudes and  
 perceptions; 62-3828  
 of Canadians, behaviours, attitudes and  
 perceptions; 62-3883  
 organizations, voluntary, R & D  
 expenditures; 25-4204  
 physical, and job satisfaction; 62-3883  
 preventive measures for women's diseases;  
 62-3828  
 programs, services and information,  
 awareness of; 62-3828  
 R&D, provincial government expenditures;  
 25-4209  
 safety practices for, at home and on road;  
 62-3828  
 services, utilization; 42-3836  
 status and family support; 42-3893  
 status of Canadians; 42-3836  
*Health and Activity Limitation Survey (HALS) 1986:  
 Household Component*; 52-3221  
*Health and Activity Limitation Survey (HALS) 1986:  
 Institutional Component*; 52-3222  
*Health and Activity Limitation Survey (HALS) 1991:  
 Household Component*; 52-3251  
 Health care facilities  
 operating/financial data; 51-3208  
 operating/financial data; 51-3210  
*Health Care Facilities - Hospitals, Annual Return of*;  
 51-3208  
 Health profiles of Canadians, by socio-economic  
 and demographic detail; 62-3828; 62-3883  
 Health promotion  
 issues and government actions; 62-3883  
 survey; 1985, key factors involved; 62-3828  
 survey; 1990, key factors involved; 62-3883  
*Health Promotion Survey - 1985*; 62-3828  
*Health Promotion Survey - 1990*; 62-3883  
 Healthy lifestyle, practices and preventive measures  
 for; 62-3828  
 Heart diseases, factors causing problems, by type;  
 62-3883  
 Heating fuel, households, by type of fuel used;  
 62-3505  
 Heating products, solid fuel burning, shipments,  
 SCG 1988; 32-2189



- Heating stoves, domestic and export shipments,  
SCG 1988; **32-2189**
- Heavy metal industries SEE Metal industries
- Helicopters  
SEE ALSO Air transport; Aircrafts  
operating statistics; **36-2712**
- Help Wanted Index Survey*; **61-2606**
- Help-wanted indexes 1981=100; **61-2606**
- Hens, stewing, frozen, stocks in storage; **31-3425**
- Heritage  
SEE ALSO Culture; Education; Ethnicity;  
Language  
institutions, by institution type; **54-3107**  
institutions, federal expenditures; **54-3117**  
institutions, government expenditures;  
**54-3116**
- Heritage Institutions, Survey of*; **54-3107**
- HFE SEE Household Facilities and Equipment  
Survey
- HIFE SEE Household Facilities by Income ...
- Highway Construction Price Indexes, 1986=100*;  
**24-2311**
- Hired farm labour indexes; 1986=100; **24-2305**
- Historic sites; **54-3107**
- Hogs  
farm cash receipts; **31-3437**  
farm inventory, by class; **31-3445**  
on farms, by type; **31-3439**  
on farms, by type, age, weight, intention;  
**31-3438**  
price indexes; 1986=100; **31-3436**  
slaughtered; **31-3434**
- Home  
and living conditions affecting  
environmental issues; **62-3883**  
comfort products, production and  
shipments; **32-2114**  
video market; **54-2414**
- Homeowner households, shelter costs, by type of  
cost; **62-3507**
- Homicide  
incidents, victims, suspects and  
dispositions; **56-3303**  
offences, by type; **56-3302**
- Homicide Survey*; **56-3303**
- Honey  
SEE ALSO Agriculture; Beekeeping;  
Farm(s);  
bee colonies on farms; **31-3438**  
production, value and bee colonies; **31-3419**
- Honey Production, Value and Colonies Survey*;  
**31-3419**
- Horses  
industry, Saskatchewan, business statistics;  
**31-3448**  
race tracks, financial and employment data;  
**37-2425**  
usage and ownership in Saskatchewan;  
**31-3448**
- Horticultural products, farm area utilized; **31-3438**
- Hospital(s)  
SEE ALSO Deaths; Diseases; Health;  
Medical...  
accident patients with external causes;  
**51-3218**  
and health care, operating and financial  
data; **51-3208**  
districts, long-term debt; **57-1701**  
morbidity; **51-3203**  
operations, productivity and cost; **51-3215**  
peritonitis cases; **51-3223**  
psychiatric; **51-3204**  
revenue and expenditure, by data detail;  
**11-1901**  
schools, enrolment; **53-3122**  
utilization; **51-3208**; **51-3215**;  
utilization, trends in major indicators;  
**51-3203**  
with therapeutic abortion committees;  
**51-3209**
- Hospital districts, long term debt; **57-1701**
- Hospital Information System, Quarterly (QHIS)*;  
**51-3215**
- Hospital Morbidity*; **51-3203**
- Hospital schools, enrolment; **53-3122**
- Hospitalization, by cause; **51-3203**
- Hotel and motor hotels, financial and employment  
data; **37-2418**
- Household facilities  
and equipment; **62-3505**; **62-3506**  
by socio-economic profile of earner;  
**62-3506**
- Household Facilities and Equipment Survey (HFE)*;  
**62-3505**
- Household Facilities by Income and Other  
Characteristics (HIFE)*; **62-3506**
- Household furnishings stores  
inventories; **35-2411**  
retail sales; **35-2406**
- Household furniture  
and appliance stores, inventories; **35-2411**  
and appliance stores, retail sales; **35-2406**  
shipments, by type and material used;  
**33-2003**

- Household goods movers SEE Motor carriers; Trucking
- Household services, financial and employment data; 37-2424
- Households  
SEE ALSO Dwellings; Families  
by dwelling type, age, size, market price.; 62-3505  
by number and type of toilet facilities; 62-3505  
by type of water supply facilities; 62-3505  
dwelling characteristics; 62-3505  
homeowner, shelter costs, by type of cost; 62-3507  
projections; 43-3602  
renter, shelter costs, by type of cost; 62-3507  
support given and received; 42-3893  
type, size, income, tenure,..socio-economic data; 41-3901
- Housing  
SEE ALSO Building...; Construction; Dwellings  
and living conditions; 42-3892  
new, price indexes; 1986 = 100; 24-2310  
or shelter, CPI; 1986 = 100; 24-2301  
starts and completions; 23-2801; 23-2806  
*Housing Repair and Renovation Survey, The*; 62-3886  
*Housing Starts and Completions Survey - Monthly*; 23-2801  
*Housing Starts and Completions Survey - Quarterly*; 23-2806  
*Human Resource Training and Development*; 53-3151  
Human resource training and development, private sector; 53-3151  
Humanities, provincial government activities; 25-4210
- Hunting  
activities and wildlife encounters; 62-3808  
camps, financial and employment data; 37-2418
- Husband-wife families, estimates; 43-3606  
Husbandry SEE Agriculture; Farm(s)  
Hydro electric plants, power generating capacity; 33-2193
- Ice cream, and ice cream mix, production, by type; 31-3430  
IMF SEE International Monetary Fund
- Immigrants  
SEE ALSO Emigrants; Migration; Population  
by age and sex; 43-3603; 43-3604  
by age, sex, marital status, estimates; 43-3605  
estimates, CDs/CMA's; 43-3608  
families, estimates; 43-3606  
families, estimates; 43-3606  
tuberculosis data; 51-3205  
Immigration Act violations; 56-3302  
Impaired driving SEE Drinking  
*Importance of Wildlife to Canadians, Survey on the (SIW)*; 62-3808
- Imports  
SEE ALSO Exports; International trade; World trade  
and exports in constant 1981 dollars; 22-2203  
balance of payment basis, H. S. code; 22-2202  
commodities (custom basis); 22-2201
- Income  
SEE ALSO Earnings; Labour income; Low income; Wages  
and outlay account, data detail; 11-1901  
and saving, personal, sources/disposition, detail; 11-1902  
before/after tax, for subprovincial areas; 63-4301  
by household; dwelling; family characteristics; 62-3502  
employment and job satisfaction; 42-3893  
estimates, by money income components; 63-4301  
estimates for subprovincial areas; 63-4301  
farm operators; 31-3439  
in current and constant dollars, selected years; 62-3502  
non-farm, agricultural investments, by type; 31-3447  
potential and educational level; 62-3874  
Income, labour SEE Earnings; Labour income; Wages  
Income, non-farm, agricultural investments, by type; 31-3447  
Income, personal SEE Personal income  
Income and expenditure  
accounts, national, indicators; 11-1901  
transactions with non-residents; 11-1901  
provincial, data detail; 11-1902  
*Income Estimates for Subprovincial Areas*; 63-4301

- Income profiles and trends, families and individuals; **62-3502**
- Income tax  
file, statistical profiles; **64-4103**  
statistical profiles; **64-4102**
- Income Tax File, Annual*; **64-4103**
- Independent schools, enrolment; **53-3128**
- Indian reserves, Saskatchewan, crime data, socio-economic demographics; **56-3317**
- Indian social welfare; **57-3212**
- Indians  
SEE ALSO Natives  
and Inuit education, federal expenditure; **53-3140**  
and Inuit, schools for, enrolment; **53-3128**  
registered, on reserves, federal assistance; **57-3212**
- Indirect taxes SEE Taxes, direct/indirect
- Industrial building, output price indexes; 1986 = 100; **24-2317**
- Industrial chemicals SEE ALSO Chemicals...  
*Industrial Chemicals and Synthetic Resins*; **32-2183**
- Industrial corporations  
financial statistics; **21-2501**; **21-2508**  
*Industrial Corporations: Financial Statistics*; **21-2501**
- Industrial establishments, energy generation; **33-2194**
- Industrial product price indexes; 1986 = 100; **24-2318**  
*Industrial Product Price Indexes (IPPI)*; **24-2318**
- Industrial R&D  
SEE ALSO Research and Development; Scientific R&D  
expenditures by application; **25-4217**  
federal government expenditures; **25-4212**  
provincial government expenditures; **25-4209**  
trends and financial control; **25-4201**
- Industries  
SEE ALSO Types of: Construction; Mining; Petroleum; etc.  
employment and earnings; **61-2612**  
end use of refined petroleum products, by industry; **32-2168**  
foreign control, mergers, acquisitions; **21-2503**  
labour force profiles; **62-3701**  
labour productivity indexes 1986 = 100; **15-1402**  
non-government owned, financial statistics; **21-2501**  
R&D, provincial organizations; **25-4208**  
services in, Canada's international transactions in; **17-1536**  
value added measures, at 1986 prices; **16-1301**
- Industries, non-financial  
financial statistics; **21-2501**  
ownership, by country/industry; **17-1537**
- Industry SEE ALSO Business; Companies; Corporations
- Industry productivity measures, by SNA codes; **15-1402**
- Industry sector  
private, human resource training; **53-3151**  
R&D, federal government expenditures; **25-4211**
- Industry Statistics for Environmental Applications*; **13-1203**
- Infanticide  
SEE ALSO Abortions; Crimes; Law; Murders  
statistics; **56-3302**; **56-3303**
- Infants  
and perinatal mortality; **51-3201**  
day care arrangements, data; **62-3848**
- Infectious diseases, cases; **51-3206**
- Information services, provincial government activities; **25-4210**
- Injuries  
SEE ALSO Accidents  
work-related, workers' compensation; **61-2605**
- Injuries and poisoning, by external cause; **51-3218**
- Inmates (prison)  
unlawfully at large; **56-3306**  
deaths, by cause; **56-3306**
- Input-Output Structure of the Canadian Economy in Current and Constant Prices, The*; **15-1401**
- Instant skim milk powder  
SEE ALSO Milk  
*Instant Skim Milk Powder*; **32-2133**
- Institutional building, output price indexes; 1986 = 100; **24-2317**
- Institutions, non-profit SEE Non-profit institutions
- Insulating board, rigid (wood fibre), production, shipments and exports; **32-2124**
- Insulation, fibrous glass/mineral wool, production and shipments; **32-2110**



## Insurance

- SEE ALSO Financial...  
accident/sickness/property/casualty,  
financial data; 21-2504  
services, Canada's international  
transactions; 17-1536  
*Intercity and Rural Passenger Bus Survey - Monthly*;  
36-2744  
Intercity passenger bus traffic data; 36-2744  
Internal combustion plants, generating capacity  
data; 33-2193  
International investment position, Canadian;  
17-1537  
International labour unions, financial data; 21-2502  
International migration SEE Migration  
International Monetary Fund, government financial  
statistics to; 57-1714  
International monetary reserves, Canadian; 17-1537  
International retail price and living cost indexes;  
24-2322  
International shipping SEE Shipping  
International trade  
SEE ALSO Exports; Imports  
freight origin and destination data; 36-2791  
price indexes; 22-2203  
*International Trade Price Indexes*; 22-2203  
International transactions  
SEE ALSO Balance of international  
payments  
Canada's, transport services; 17-1536  
mining industries; 17-1536  
International travel and tourism; 55-3152  
*International Travel Survey*; 55-3152  
Interprovincial migration SEE Migration  
\**Interprovincial Wholesale Commodity Survey*;  
35-2012  
Inuit SEE Ethnicity; Indians; Natives; Population  
*Inventory of Edible Dried Egg Products*; 31-3424  
*Inventory Statement of Butter and Cheese*; 31-3431  
*Inventory Statement of Frozen Eggs and Poultry  
Products*; 31-3425  
Investigation services, financial and employment  
data; 37-2426  
Investment dealers, financial data; 21-2504  
Investment funds, financial data; 21-2504  
Investment income  
government, for Canadian total, provinces,  
territories; 11-1902  
international, Canadian; 17-1537  
Investment position, international, Canadian, re  
BOP; 17-1537

## Investments

- SEE ALSO Capital...; Savings; Securities  
abroad, long-term/direct, by  
country/industry; 17-1537  
agricultural, by type, and non-farm income;  
31-3447  
business, in inventories, by data detail;  
11-1901  
foreign, long-term/direct, by  
country/industry; 17-1537  
foreign control and ownership; 21-2503  
in fixed capital, detail by sector and type;  
11-1901  
public/private, in capital asset formation;  
23-2804  
IPI SEE Industrial product price indexes  
Iron and steel SEE Ferrous materials; Pig iron;  
Steel  
Irrigation, farm area irrigated, system type/water  
source; 31-3438  
*Isolated Posts Allowance Indexes (Living Cost  
Differential (LCD) Indexes)*; 24-2321  
  
Jails SEE Correctional institutions; Penitentiaries  
*January Farm Survey*; 31-3445  
Japan, Canada's bilateral account with; 17-1534  
Japanese passenger cars, new, sales, market share;  
35-2402  
Jewellery, direct sales; 35-2405  
*Job Opportunities, Survey of*; 62-3821  
Job satisfaction  
1986 graduates; 62-3871  
affecting mental and physical health;  
62-3883  
and work conditions; 62-3853  
and work, future trends; 42-3892  
employment and income; 42-3893  
  
Jobs  
search methods used; 62-3701  
security and job creation, impact of  
automation on; 42-3892  
strategy program, Canadian; 53-3140  
  
Journeymen  
SEE ALSO Apprentices; Vocational  
schools  
certificates granted; 53-3154  
certified, labour force status, by industry;  
62-3875  
registered, Alberta, employment data;  
62-3842



- Justice system  
SEE ALSO Criminal justice; Law  
historical statistics and criminal trends;  
56-3316
- Juvenile courts SEE Young offenders; Youth courts
- Juvenile justice project, correctional, custodial data;  
62-3314
- Kerosene  
SEE ALSO Energy; Fuel; Oil; Petroleum...  
and stove oil, end use, by consumer sector;  
32-2168
- Kidney failure SEE Renal failures
- Kitchen appliances, production, shipments; 32-2114
- Korean War, Canadian veterans, military service  
profile; 62-3876
- Labour cost, unit, indexes 1986 = 100, by SNA codes;  
15-1402
- Labour force  
SEE ALSO Employment; Job...; Wages;  
Workers  
activity, employment and training  
opportunity; 62-3879  
by industry; ecozone; drainage area;  
13-1204  
census metropolitan area and regional  
profiles; 62-3701  
demographic and socio-economic profiles;  
62-3701  
hired in agriculture; 31-3438  
hired, on farms; 31-3438  
industry and occupation profiles; 62-3701
- Labour Force Survey (LFS)*; 62-3701
- Labour income  
SEE ALSO Earnings; Income; Wages  
estimates; 61-2602
- Labour market  
activity, women; 62-3853  
activity, youth; 62-3853  
and unemployment situation; 62-3821  
indicators; 61-2606
- Labour Market Activity Survey (LMAS)*; 62-3853
- Labour organizations, unaffiliated, financial data;  
21-2502
- Labour productivity indexes 1986 = 100, by industry,  
SNA codes; 15-1402
- Labour union wage rate indexes; 1986 = 100; 24-2307
- Labour unions  
membership, financial, employment data;  
21-2502  
women membership; 21-2502
- Labour Unions Returns Act, and... (CALURA),  
financial data; 21-2502
- Lambs  
SEE ALSO Sheep  
farm inventory, by class; 31-3445  
frozen, stocks in cold storage; 31-3423  
slaughtered; 31-3434
- Laminate sheets, decorative, factory shipments,  
SCG 1988; 32-2192
- Lamps, electric SEE Electric lamps
- Land  
SEE ALSO Agriculture; Farm(s); Forestry  
area under drainage; 31-3438  
inventory, by soil capability; 13-1202  
utilization, by category; 31-3438
- Language  
SEE ALSO Culture; Ethnicity; Population  
and ethno-cultural profiles; 41-3901  
education, federal expenditure; 53-3140  
education, schools; 53-3129  
knowledge and use, and social mobility;  
42-3890  
training programs, enrolment; 53-3142  
provincial government activities; 25-4210
- Large Company Capital Expenditure Survey  
(LCCES)*; 23-2809
- Laser technology use in manufacturing; 25-1104
- Laspeyres import/export price indexes; 1981 = 100;  
22-2203
- Law  
SEE ALSO Criminal justice; Justice system  
and justice, provincial government  
activities; 25-4210  
enforcement cost, by level of policing;  
56-3301  
offenders, native and non-native, caseloads;  
56-3306  
violations and justice systems, trends and  
historical data; 56-3316  
violations, key indicators; 62-3314
- Lawn mowers and snow blowers, households with;  
62-3505
- Leaf tobacco SEE ALSO Tobacco  
*Leaf Tobacco Area, Production and Value*; 31-3405
- Leather and allied products industries, principal  
statistics; 32-2103

- Legal aid  
plans, service delivery and cost; 56-3308  
resource and caseload statistics; 56-3308
- LFS SEE Labour force survey
- Libraries  
SEE ALSO Archives; Culture; Education;  
Museums  
public; 54-3104
- Licences, driving, by type of vehicle/operator;  
36-2747
- Life expectancy at birth, by sex; 51-3201
- Life insurers, financial data; 21-2504
- Life satisfaction re health: perceptions and opinions;  
62-3828
- Life sciences, R&D, provincial government  
expenditures; 25-4209
- Life table, by sex; 51-3201
- Lifestyle  
SEE ALSO Education; Health; Income;  
Quality of life  
and satisfaction; 42-3893  
healthy, practices and preventive measures;  
62-3828  
life satisfaction; 42-3892  
physical/mental health: intentions and  
measures; 62-3883
- Linen services, financial and employment data;  
37-2424
- Linguistics/languages, provincial government  
activities; 25-4210
- Liquefied petroleum gases  
end use, by consumer sector; 32-2168  
gathering; transportation data; 32-2179  
pipeline movement data; 32-2148; 33-2191
- Literacy skills  
SEE ALSO Education  
used in daily activities, survey of; 62-3874
- Literacy Skills Used in Daily Activities, Survey of;*  
62-3874
- Livestock  
SEE ALSO Types of: Cattle; Hogs; Mink;  
Sheep; etc.  
and animal products, price indexes;  
1986=100; 31-3436  
and products, farm cash receipts; 31-3437  
by type, ecozone and drainage area;  
13-1202  
farming, supply, disposition data; 31-3445  
on farms, by category; 31-3438  
on farms, by category and type; 31-3439  
slaughtered; 31-3434
- Livestock Slaughter, Survey of;* 31-3434
- Living accommodation SEE Accommodation
- Living conditions at home affecting environmental  
issues; 62-3883
- Living costs  
SEE ALSO Consumer price index (CPI)  
and retail price indexes, international;  
24-2322  
at remote locations; 24-2321
- LMAS SEE Labour market activity survey
- Local Government Assets and Liabilities -  
Preliminary and Actual Data;* 57-1702
- Local Government Employment and Payroll -  
Annual;* 57-1706
- Local Government Employment and Payroll -  
Monthly;* 57-1705
- Local Government Employment and Payroll -  
Quarterly;* 57-1707
- Local Government - Financial Flow Estimates for  
System of National Accounts (SNA);*  
57-1704
- Local Government Financial Management Statistics  
- Capital Expenditures;* 57-1733
- Local Government Financial Management Statistics  
- Current Revenue and Expenditure -  
Preliminary Data and Estimates;* 57-1732
- Local Government Gross Revenues and Expenditures  
- Actual Data;* 57-1731
- \*Local Government Waste Management Practices;*  
57-1736
- Local governments  
SEE ALSO Municipal governments  
assets, liabilities, preliminary/actual;  
57-1702  
current revenue and expenditures; 57-1732  
employment and payroll, annual; 57-1706  
employment and payroll, monthly; 57-1705  
employment and payroll, quarterly; 57-1707  
financial management statistics; 57-1732;  
57-1733  
gross revenues and expenditures, actual;  
57-1731  
capital expenditures; 57-1733  
consolidated finance; 57-1735  
financial flow estimates for SNA; 57-1704  
long-term debts; 57-1701  
sources and applications of funds; 57-1702
- Lodging houses, financial and employment data;  
37-2418

- Logging  
SEE ALSO Forestry; Lumber; Pulp...;  
Wood  
industry, production, shipments, etc.;  
32-2107
- Lone and single parent households, facilities, by  
income; 62-3506
- Lone-parent families  
estimates; 43-3606  
expenditure pattern; 62-3504  
food expenditure patterns; 62-3503  
projections; 43-3602
- Long distance communications systems, statistics;  
37-2722
- Longevity SEE Health; Life expectancy; Nutrition  
and eating  
*Longitudinal Tax File*; 64-4102
- Lottery operations, financial and employment data;  
37-2425
- Low income  
SEE ALSO Income; Poverty level income  
and tuberculosis; 51-3205  
households, facilities...by dwelling type...;  
62-3506  
incidence of; 62-3502
- Lubricating oils and grease, supply and disposition;  
32-2150
- Lumber  
SEE ALSO Forestry; Logging; Planing  
mills; Pulp and paper; Wood  
and ties, production, shipments, stocks;  
32-2134  
and ties, production, shipments, stocks,  
exports; 32-2135
- Lynx, wild, fur pelts, production; 31-3428
- Machine intelligence SEE Artificial intelligence;  
Automation; Computers; Robotics
- Machinery  
and equipment, capital and repair  
expenditures, actual; 23-2805  
and equipment, capital and repair  
expenditures; 23-2803  
and equipment, capital formation, revised;  
23-2804  
industries, principal statistics; 32-2103
- Machinery, farm SEE Farm(s)...machinery
- Machinery and equipment price indexes; 1986= 100;  
24-2312
- Machinery and Equipment Price Indexes (MEPI)*;  
24-2312
- Major appliances SEE Electric appliances
- Male earners, female earners, selected data;  
62-3502
- Males SEE Men; Population; and specific subject,  
by sex
- Malignant neoplasm SEE Cancer
- Mammals, game, non-game species, wildlife  
activities; 62-3808
- Management services, Canada's international  
transactions; 17-1536
- Manpower SEE Human resource; Labour force;  
Workers
- Manslaughter, statistics; 56-3303
- Manufactures, Annual Survey of*; 32-2103
- Manufacturers, sales by wholesaling, by industry  
group; 35-2427
- Manufacturing  
end use of refined petroleum products;  
32-2168  
shipments, inventories, orders, by industry;  
32-2101  
technology use; 25-1104
- Manufacturing industries  
and sub-industries, capital formation,  
revised; 23-2804  
and sub-industries, capital and repair  
expenditures; 23-2803  
business activity conditions; 32-2152  
Canada's international transactions in;  
17-1536  
corporation finance; 21-2501  
corporation taxation; 21-2507  
durable goods, principal statistics; 32-2103  
electricity consumption; 33-2194  
environmental stress; 13-1203  
natural gas usage and sales; 32-2167  
non-durable goods, principal statistics;  
32-2103  
SIC 1980, principal statistics; 32-2103  
*Manufacturing Industries, Monthly Survey of*; 32-2101
- Manufacturing sector, capital and repair  
expenditures, actual; 23-2805
- Manufacturing Technology, Survey of*; 25-1104
- Maple products  
farm cash receipts; 31-3437  
production, value, by product type; 31-3414
- Maple Products Survey*; 31-3414
- Maple trees on farms, tappings; 31-3438
- Margarine, shortening, salad oil, sales, stocks;  
32-2121
- Marine fuels SEE Oil; Lubricating oils and grease



- Marine International Freight Origin and Destination Survey*; 36-2791
- Marine oils, production and sales; 32-2121
- Marine transport SEE Shipping; Vessel movements; Water transport;
- Marital breakdown SEE Divorces
- Marital fertility rates; 51-3201
- Marital status SEE Population; Vital statistics
- Marriages  
SEE ALSO Common-law unions; Divorces; Vital Statistics and divorces; 51-3201  
familial background; 42-3893  
health status and habits of spouses; 62-3828
- Married couples  
families, average weekly food expenditures; 62-3503  
families, expenditure pattern, by category; 62-3504  
households, facilities, by income group; 62-3506
- Married persons, labour market activity; 62-3853
- Married, newly  
by previous marital status; 43-3605  
estimates; 43-3606
- Masonry cement, domestic and export sales; 32-2140
- Maternal deaths due to delivery; 51-3201
- Maternity benefits, paid employees; 62-3805
- Meats  
frozen, stocks in cold storage, by type; 31-3423  
frozen, stocks in storage, by product type; 31-3425
- Mechanical tubing industries, production and shipments; 32-2105
- Medical R&D  
private non-profit sector; 25-4204  
provincial government expenditures; 25-4209
- Medical services SEE Health care facilities; Hospital(s)
- Men  
SEE ALSO Male...; Population; and specific subject, by sex  
labour market activity; 62-3853  
preventive health and sexual practices; 62-3883
- Men's clothing stores  
inventories; 35-2411  
retail sales; 35-2406
- Mental health  
SEE ALSO Disability; Handicapped; Health and hospital care; 51-3204 and job satisfaction; 62-3883
- Mental Health*; 51-3204
- Mental hospitals; 51-3204
- Mentally retarded  
institutions for; 51-3204  
residential care facilities; 51-3210
- MEPI SEE Machinery and equipment price indexes
- Merchandise SEE Commodities; Goods
- Merchandise stores  
general, inventories; 35-2411  
general, retail sales; 35-2406
- Merchandise trade  
(balance of payment basis); 22-2202  
(custom basis); 22-2201  
balance; 14-1601  
exports, imports, by country of trade; 17-1534  
in constant 1981 dollars; 22-2203  
international trading pattern/trend; 22-2204
- Mergers, acquisitions and foreign control, industries; 21-2503
- Metal industries  
heavy, environmental stress; 13-1203  
primary, principal statistics; 32-2103
- Metal products industries, fabricated, principal statistics; 32-2103
- Metals, hardware..., wholesale trade, sales, etc. 35-2401
- Metals, non-ferrous SEE Non-ferrous metals
- Métis SEE Ethnicity; Natives; Population
- Metro Toronto Police Force; 56-3301
- Microwave ovens, households with; 62-3505
- Migration  
SEE ALSO Emigrants; Immigrants; Population  
immigrants/emigrants, demographic data; 62-3870  
international, immigrants/emigrants, demographic data; 62-3882  
interprovincial, by reason for migrating; 62-3870; 62-3882  
interprovincial, CDs/CMA; 43-3608  
interprovincial, estimates; 43-3606  
interprovincial, of population; 43-3603; 43-3604; 46-3605
- Milk  
SEE ALSO Butter; Cattle; Cheese; Dairy...; Farm(s)



- powder instant, skim, production and stocks; 32-2133  
 products, stocks, sales,...; 31-3430  
 skim, sales; 31-3429  
 sold off farm, by type and purpose; 31-3432  
*Milk Sold Off Farms and Cash Receipts from the Sale of Milk*; 31-3432
- Mill grindings  
 by type of grain; 31-3403  
 report, annual; 31-3443  
*Miller's Annual Report*; 31-3443  
*Miller's Monthly Report*; 31-3403  
 Milling capacity in operation, by crop year; 31-3443
- Mineral fuels  
 SEE ALSO Coal; Energy; Mining  
 raw materials price indexes (RMPI);  
 1986 = 100; 24-2306
- Mineral process plant indexes; 1981 = 100; 24-2314  
 Mineral products industries, non-metallic, principal statistics; 32-2103  
*Mineral Wool Including Fibrous Glass Insulation*; 32-2110
- Minerals, non-metallic SEE Non-metallic minerals
- Mining, coal, employees, wages and salaries, data; 32-2147
- Mining industries  
 Canada's international transactions; 17-1536  
 capital and expenditures, actual; 23-2805  
 capital and repair expenditures; 23-2803  
 capital formation, revised intentions; 23-2804  
 corporation finance; 21-2501  
 corporation taxation; 21-2507  
 electricity consumption; 33-2194  
 end use of refined petroleum products; 32-2168  
 environmental stress; 13-1203  
 natural gas usage and sales; 32-2167  
 R&D expenditures; 25-4201
- Mink  
 farms, supply and disposition, by genetic type; 31-3426  
 fur farming; 31-3426  
 wild, fur pelts, production; 31-3428
- Minority and Second Language Education, Elementary and Secondary Levels*; 53-3129
- Minority language education, schools; 53-3129  
*Miscellaneous Services, Survey of*; 37-2423
- Mobility, geographic SEE Geographic mobility  
 Mobility, social SEE Social mobility
- Monetary reserves, international SEE International monetary reserves
- Money income SEE Earnings; Income; Investment income; Wages
- Money market instruments  
 SEE ALSO Investments; Securities  
 Canadian, non-resident holdings; 17-1535  
 Canadian, transactions abroad; 17-1534
- Monoculture farms, technical profiles, cropping practices; 13-1202
- Montreal Urban Community Police Force; 56-3301
- Mopeds, registration data; 36-2747
- Morbidity, hospital; 51-3203
- Mortality SEE Deaths
- Mortality, infant SEE Infants
- Mortgage loan companies, financial data; 21-2504
- Motels, financial and employment data; 37-2418
- Motion picture laboratories  
 operating data; 53-3155  
 operations and services; 54-2415  
*Motion Picture Laboratory Operations and Production and Post-Production Services*; 54-2415
- Motion picture theatres, operating statistics; 37-2416  
*Motion Picture Theatres Survey*; 37-2416
- Motor carriers  
 SEE ALSO Movers; Road transport; Trucking  
 for-hire, inter-city commodity movements; 36-2741  
 freight; 36-2795  
 freight, financial and operating data; 36-2742  
 freight traffic; 36-2748  
*\*Motor Carriers of Freight, Annual*; 36-2795  
*Motor Carriers of Freight Survey 1989*; 36-2742  
*Motor Carriers of Freight Survey, Quarterly*; 36-2748
- Motor gasoline  
 SEE ALSO Fuel; Gasoline; Oil; Petroleum...  
 end use, by consumer sector; 32-2168  
 supply and disposition; 32-2150
- Motor hotels, financial and employment data; 37-2418
- Motor vehicle dealers  
 inventories; 35-2411  
 new/old, sales, receipts, stocks; 35-2428  
 retail sales, by type; 35-2406  
 sales, receipts, inventories; 35-2412  
*Motor Vehicle Dealers*; 35-2428  
*\*Motor Vehicle Theft Survey 1991*; 56-3319

- Motor vehicles  
 SEE ALSO Automobiles; Buses; Passenger cars; Trucks  
 new, imported by manufacturers, sales; 35-2402  
 new, sales, by type, by country of origin; 35-2402  
 road, fuel consumption statistics; 36-2746  
 road, registration statistics; 36-2747  
 wholesale trade, sales, inventories...; 35-2401
- Motorcycles, registration data; 36-2747
- Movers  
 SEE ALSO Motor carriers; Road transport; Trucking  
 household goods, financial and operating data; 36-2742
- Multi-organizations, retail SEE Retail multi-organizations
- Multi-unit households, facilities, by household income; 62-3506
- Multiculturalism SEE Culture; Ethnicity; Language
- Multiple births  
 SEE ALSO Births; Fertility; Medical... including stillbirths; 51-3201
- Multiple job holders, by industry/occupation, age, sex; etc. 62-3701
- Municipal governments, financial statistics; 57-1704
- Municipal police forces, crime data; 56-3302
- Municipal policing statistics; 56-3301
- Municipalities  
 SEE ALSO Local governments financial statistics; 57-1702
- Murders, statistics; 56-3302; 56-3303
- Museums; 54-3107
- Mushroom Growers' Survey*; 31-3411
- Mushroom growing, land area, production, sales ...; 31-3411
- Mushroom houses, land area utilized; 31-3438
- Music videos; 54-2413; 54-3115
- Muskrat, wild, fur pelts, production; 31-3428
- Mutton, frozen, stocks in cold storage; 31-3423
- Narcotic Control Act violations; 56-3302
- National Alcohol and Drug Survey*; 62-3873
- National Apprenticeship Survey*; 62-3875
- National Cancer Incidence Reporting System*; 51-3207
- National Child Care Survey*; 62-3848
- National Farm Survey (NFS)*; 31-3439
- National Income and Expenditure Accounts*; 11-1901
- National income and expenditure accounts, economic indicators; 11-1901
- National labour unions, financial data; 21-2502
- \*National Packaging Survey*; 26-2905
- National/provincial parole boards, caseloads; decisions; 56-3306
- National Survey on Drinking and Driving*; 62-3869
- National welfare grants; 57-3212
- National Work Injuries Statistics Program*; 61-2605
- Natives  
 SEE ALSO Indians  
 1986 graduates, job satisfaction; 62-3871  
 and non-native offender caseloads; 56-3306
- Indian reserves, Saskatchewan, crimes and justice; 56-3317
- socio-economic and cultural data; 41-3901
- schools for, enrolment; 53-3128
- Natural gas  
 SEE ALSO Fuel; Gas...; Liquefied...gases; Propane  
 commercial and residential sales; 32-2167  
 disposition, by customer category; 32-2167  
 financial and production activity data; 32-2178  
 supply and disposition data; 33-2198  
 transportation and distribution data; 32-2180  
 utilities, transportation, distribution data; 32-2149
- Natural Gas Disposition Quarterly*; 33-2167
- Natural gas industry  
 capital and repair expenditures, actual; 23-2805  
 capital and repair expenditures; 23-2803  
 capital formation, revised intentions; 23-2804
- Natural resource conservation SEE Conservation; Environment
- Natural resources  
 environmental stress; 13-1202  
 R&D, provincial government expenditures; 25-4209
- Natural sciences  
 federal government activities; 25-4212  
 R&D, private non-profit sector; 25-4204  
 R&D, provincial government expenditures; 25-4209  
 R&D, provincial organizations; 25-4208
- Nature of Research and Development Activities Survey*; 25-4217
- Nature parks SEE Parks
- Neoplasm, malignant SEE Cancer



- New Horizons projects; **57-3212**  
*New Housing Price Indexes, 1986=100*; **24-2310**  
*New Motor Vehicle Sales Survey*; **35-2402**  
 Newly divorced SEE Divorces  
 Newly married SEE Married, newly  
 Newly widowed SEE Widowed, newly  
 NFS SEE National farm survey  
 Noise pollution, transportation activities; **13-1203**  
 Non-book publishing SEE Publishing  
 Non-durable goods SEE Goods  
 Non-family persons SEE Persons not in family  
 Non-farm tenant occupied dwellings, by household income; **62-3506**  
 Non-ferrous metals, RMPI; 1986=100; **24-2306**  
 Non-financial corporations, financial data; **21-2503**  
 Non-financial industries SEE Industries, non-financial  
 Non-government industries SEE Industries  
 Non-merchandise transactions, receipts; payments; balances; **17-1534**  
 Non-metallic mineral products industry, principal statistics; **32-2103**  
 Non-metallic minerals, RMPI; 1986=100; **24-2306**  
 Non-profit institutions, R&D, federal government expenditures; **25-4211**  
 Non-profit organizations, private, R&D expenditures; **25-4204**  
 Non-renewable resources, environmental stress; **13-1201**  
 Non-residential building permits, data; **23-2802**  
*Non-Residential Construction Price Indexes, 1986=100*; **24-2317**  
 Non-store retail sales SEE Retail sales, non-store  
 Non-store selling SEE Direct selling  
 Non-theatrical films  
   market; **54-2414**  
   production; **54-2413**  
 Non-university education SEE Education  
 North American passenger cars, new, sales, market share; **35-2402**  
 North American Telegraph Company, statistics; **37-2727**  
*Notifiable Diseases*; **51-3206**  
 Nuclear energy, R&D expenditures; **25-4205**  
 Nuclear power  
   SEE ALSO Energy; Electric...; Thermal energy  
   plants, capacity, name, location data; **33-2193**  
 Nursery growing operations; **31-3415**  
 Nurses  
   and nursing care statistics; **51-3208**  
   and nursing, employment data; **51-3215**  
   employment statistics; **51-3214**  
   registered, socio-economic and demographic data; **51-3214**  
 Nutrition and eating  
   habits affecting health, opinions; **62-3828**  
   by type/quantity, awareness; **62-3883**  
 OAS SEE Old age security  
 Oats, areas, yields, stocks; **31-3401**  
 Observatories; **54-3107**  
 Occupation and social mobility; **42-3890**  
 Occupational safety and health; **61-2605**  
 Occupations, labour force profiles; **62-3701**  
 Ocean vessels SEE Shipping; Vessel movements; Water carriers  
 O.E.C.D. SEE Organisation for Economic Co-operation and Development  
 Offences, criminal SEE Crimes; Justice system; Law  
 Offenders, young SEE Young offenders  
 Office buildings, output price indexes; 1986=100; **24-2317**  
 Office furniture SEE Furniture  
 Oil  
   SEE ALSO Diesel fuel oil; Fuel; Gasoline; Kerosene; Petroleum...  
   crude and equivalent, pipeline movement data; **33-2191**  
   stove, end use, by consumer sector; **32-2168**  
 Oil and gas  
   industry, financial and production activity; **33-2178**  
   industry, gathering and transportation data; **33-2179**  
 Oil pipeline  
   SEE ALSO Pipelines; Road transport movement, receipts; deliveries and inventories; **33-2191**  
   movement statistics; **33-2191**  
   transport, financial and operating data; **33-2179**  
   transport, pipeline movement statistics; **33-2148**  
*Oil Pipeline Statement, Monthly*; **33-2191**  
*Oil Pipeline Transport - Annual*; **33-2179**  
*Oil Pipeline Transport, Monthly*; **33-2148**  
 Oils  
   and fats, production and sales; **32-2121**  
   deodorized, Canadian, domestic purchases and production; **32-2121**

- Oils, marine SEE Marine oils  
*Oils and Fats*; 32-2121  
 Oilseeds  
     and grains, farm cash receipts; 31-3437  
     crushing operations; 31-3404  
     farm area utilized; 31-3438  
     farm production, by type; 31-3439  
     price indexes; 1986=100; 31-3436  
 Oilwell tubing, steel, production and shipments;  
 32-2105  
 Old age pension SEE Old age security; Pension  
 plans; Retirement  
 Old age security; 57-3212; 61-2609  
 Older persons, labour market activity; 62-3853  
 One-person households, facilities, by income group;  
 62-3506  
 Onions, dry, production, disposition; 31-3444  
*Ontario Child Health Study*; 62-3824  
 Ontario Film Development Corporation,  
 government assistance; 53-3155  
 Ontario Northland Railway, operating statistics;  
 36-2735  
 Ontario Provincial Police (OPP); 56-3301; 56-3302  
 OPP SEE Ontario Provincial Police  
 Organisation for Economic Co-operation and  
 Development, Canada's bilateral account  
 with, by country; 17-1534  
 Organizations, non-profit SEE Non-profit  
 organizations  
*Other Organization Inventory Survey, Monthly*;  
 35-2412  
 Otter, wild, fur pelts, production; 31-3428
- Pack and Fresh Acquirements of Apples and Apple  
 Products*; 32-2174  
*Pack of Canned Tomatoes and Tomato Products*;  
 32-2176  
*Pack of Processed Corn*; 32-2172  
*Pack of Processed Fruits and Vegetables and  
 Inventories of Canned Foods*; 32-2120  
*Pack of Processed Green and Wax Beans*; 32-2190  
*Pack of Selected Processed Fruits and Fresh  
 Acquirements*; 32-2175  
*Pack of Selected Processed Vegetables*; 32-2173  
 Paid workers SEE Workers, paid  
 Paper  
     SEE ALSO Forestry; Lumber; Pulp and  
     paper; Wood  
     and allied products industries, principal  
     statistics; 32-2103
- mills, receipts of pulpwood and wood  
 residue; 32-2136
- Parks  
     amusement, financial and employment  
     data; 37-2425  
     nature; 54-3107
- Parole  
     SEE ALSO Correctional services  
     boards, caseloads; 56-3306
- Particleboard, production, shipments, stocks;  
 32-2141  
*Particleboard, Waferboard and Fibreboard*; 32-2141  
 Passenger automobiles, registration data; 36-2747  
 Passenger bus  
     SEE ALSO Road...; Rural passenger bus;  
     Urban transit  
     industry, financial and operating data;  
     36-2743  
     intercity/rural, financial and operating  
     data; 36-2744  
*Passenger Bus Statistics - Annual*; 36-2743  
 Passenger cars, new, sales, by type, by country of  
 origin; 35-2402  
 Passenger traffic SEE Air...; Railways; Road...;  
 Water transport
- Patents  
     licences, technical know-how, payments by  
     country; 25-4201  
     royalties, trademarks, Canada's  
     international transactions; 17-1536
- Pay television market; 54-2414  
 Penal institutions SEE Correctional...; Penitentiaries  
 Penitentiaries  
     SEE ALSO Correctional institutions  
     education in, enrolment; 53-3128
- Pension funds  
     employer-sponsored; 61-2608  
     trusteed; 61-2608; 61-2607
- Pension plans  
     SEE ALSO Old age security; Retirement  
     employer-sponsored; 61-2609  
*Pension Plans in Canada*; 61-2609
- Performing arts  
     data detail; 54-3108  
     federal expenditures; 54-3117  
*Performing Arts Survey*; 54-3108  
 Perinatal mortality; 51-3201  
*Periodical Publishing Survey*; 53-3139  
 Peritonitis  
     case register; 51-3223  
     medico-demographic data; 51-3223  
*Peritonitis Case Register*; 51-3223



- Person not in labour force, by reason; **62-3821**  
*Personal and Household Services, Survey of*; **37-2424**
- Personal care products, production, shipments;  
**32-2114**
- Personal expenditures on consumer goods and services; **11-1901**
- Personal income, sources and disposition, by data detail; **11-1901**
- Personal taxes SEE Taxes...personal
- Personnel suppliers, financial and employment data;  
**37-2426**
- Persons  
 15 years and over, socio-economic patterns;  
**42-3893**  
 inactive, by reason, labour force patterns;  
**62-3821**  
 not in labour force, socio-economic profiles; **62-3701**
- Persons, unattached SEE Unattached individuals
- Persons not in family  
 SEE ALSO Families; Unattached individuals  
 income profiles; **62-3502**
- Petrochemical process plant price indexes;  
 1981 = 100; **24-2315**
- Petroleum  
 SEE ALSO Diesel fuel oil; Energy; Fuel;  
 Gasoline; Oil
- Petroleum coke  
 end use, by consumer sector; **32-2168**  
 supply and disposition; **33-2150**
- Petroleum, crude  
 SEE ALSO Diesel fuel oil; Fuel; Gasoline;  
 Oil  
 and natural gas, production data; **33-2198**  
 financial and production activity data;  
**33-2178**
- Petroleum, refined  
 and products industry, principal statistics;  
**32-2103**  
 non-energy use, by non-energy product;  
**33-2168**
- Petroleum industry  
 Canada's international transactions;  
**17-1536**  
 capital and repair expenditures; **23-2803**  
 capital and repair expenditures, actual;  
**23-2805**  
 capital formation, revised intentions;  
**23-2804**
- Petroleum products  
 exports, imports and domestic sales;  
**33-2150**  
 pipeline movement data, by fuel type;  
**33-2148**  
 refined, domestic and export sales; **33-2168**  
 refined, end use, by fuel type; **33-2168**  
 refined, production, supply and disposition;  
**33-2150**
- Petroleum refineries, pollutant loading; **13-1203**
- Pharmacy chains, stores, locations, sales; **35-2409**
- Philanthropic foundations, R&D expenditures;  
**25-4204**
- Phonograph records and tapes; **54-3115**
- Physical sciences, R&D, provincial government expenditures; **25-4209**
- Physically handicapped SEE Handicapped
- Pig iron  
 SEE ALSO Ferrous materials; Metal.;  
 Mining; Steel  
 production, shipments, SCG 1988; **32-2116**
- Pigs SEE Hogs
- Pipelines  
 SEE ALSO Oil pipeline  
 transport, gas utilities, distribution data;  
**32-2149; 33-2180**  
 transportation, electricity consumption;  
**33-2194**  
 transportation services, by type of fuel;  
**33-2148**
- Planetariums; **54-3107**
- Planing mills  
 SEE ALSO Lumber; Plywood; Sawmills;  
 Wood  
 British Columbia, production, shipments  
 and stocks; **32-2135**  
 east of rockies, production, shipments and  
 stocks; **32-2134**
- Plastic  
 SEE ALSO Synthetic resins  
 bottles, production and shipments, by  
 type/size; **32-2197**  
 products, bags, films, shipments; **32-2199**
- Plywood  
 SEE ALSO Construction; Lumber;  
 Sawmills; Wood  
 construction type, production, shipments  
 and stocks, by species; **32-2138**
- Poisoning, hospitalization data; **51-3218**

## Police

- administration statistics; 56-3301
- force and crime control, attitudes, opinions; 42-3891
- force personnel and expenditure data by level of government; 56-3301
- forces, municipal, crime data; 56-3302

*Police Administration Statistics*; 56-3301

Pollutants, contaminants, emissions, by industry; 13-1203

## Pollution

SEE ALSO Conservation; Environment; Wildlife

- loading and environment; 13-1201
- noise, transportation activities; 13-1203

*\*Pollution Abatement and Control Survey*; 23-2810

Polyethylene..., production; 32-2183

## Population

SEE ALSO Births; Deaths; Fertility; Immigrants

adult, literacy profile, by demographic data; 62-3874

census 1986, statistical profiles; 41-3901

census and postcensal estimates, CDs/CMA; 43-3607

demographic profiles; 43-3603

density, by ecozone; 13-1201

density, by ecozone/drainage area; 13-1204

estimated percentage distribution; 43-3604; 43-3605

estimated sex ratios; 43-3604; 43-3605

estimates, CDs/CMA; 43-3608

estimates, demographic trends; 52-3221

ethno-cultural and language profiles; 41-3901

geographic and demographic data, census 1986; 41-3901

growth and growth rates, estimates; 43-3604

growth, CDs/CMA; 43-3608

in-migration/out-migration, demographic profiles; 64-4101

intercensal and postcensal, estimates; 43-3604

intercensal and postcensal, profiles; 43-3605

interprovincial migration; 43-3603; 43-3604; 43-3605

migration, demographic profiles, Canada, provinces and territories; 62-3870

migration, demographic profiles, Canada, provinces and territories; 62-3882

migration estimates; 64-4101

mobility, internal and external migration; 41-3901

mobility, migration, movements, by reason; 62-3870

mobility or migration, by reason; 62-3882

profile, current, survey 1987; 62-3870

profile, current, survey 1991; 62-3882

projections; 43-3602

quarterly estimates; 43-3601

socio-economic profiles, by ecozone; 13-1201

statistics for environmental application; 13-1204

*Population, Census of*; 41-3901

*Population Statistics for Environmental Applications, from Census of Population*; 13-1204

Pork, frozen, stocks in cold storage; 31-3423

Portland cement, domestic and export sales; 32-2140

Ports Canada Police; 56-3301; 56-3302

Post indexes, by selected country; 24-2322

Post-secondary education SEE Education, post-secondary

*Potato Objective Yield Survey/Eastern Potato Area Survey*; 31-3440

## Potatoes

farm cash receipts; 31-3437

farming, area, yields, production, value; 31-3440

farming, western, area, yields, product/value; 31-3446

land area, production, and farm value; 31-3420

objective yield, eastern potato area; 31-3440

price indexes; 1986=100; 37-3436

production, disposition; 31-3444

special survey - Alberta; 31-3420

## Poultry

SEE ALSO Chicken; Eggs; Turkey and eggs, farm cash receipts; 31-3437

farms, production report; 31-3421

frozen, stocks in storage, by product type; 31-3425

on farms, by category and type; 31-3439

on farms, by type, by age, by intention; 31-3438

price indexes; 1986=100; 31-3436

## Poverty level income

SEE ALSO Income; Low income and tuberculosis; 51-3205



- Power, electric SEE Electric power
- Precast Concrete Price Indexes, 1981=100; 24-2303*
- Pregnancy termination SEE Abortions
- Price index, consumer; 1986=100; 24-2301
- Prices, retail SEE Retail prices
- Primary metal industries, principal statistics; 32-2103
- Printing, publishing and allied industries, principal statistics; 32-2103
- Prisoners SEE Inmates (prison)
- Prisons SEE Correctional institutions; Penitentiaries
- Private non-profit sector, expenditures; 25-4204
- Private schools  
SEE ALSO Education; Schools  
financial data; 53-3120
- Process Cheese; 32-2126*
- Processing vegetables SEE Vegetables
- Production, Shipments and Stocks on Hand of Sawmills East of the Rockies; 32-2134*
- Production, Shipments and Stocks on Hand of Sawmills in British Columbia; 32-2135*
- Production account, consolidated, expenses and revenue; 11-1901
- Production and Disposition of Tobacco Products; 32-2142*
- Production and Shipments of Plastic Bottles - Blow-Moulded; 32-2197*
- Production of Selected Biscuits; 32-2154*
- Production of Soft Drinks, Monthly; 32-2118*
- Productions, Sales and Stocks of Major Appliances; 32-2112*
- Productivity measures, aggregate; 15-1402
- Products, agricultural SEE Agriculture
- Professional Accountants, Survey of; 37-2430*
- Professional athletes SEE Athletes, professional
- Professional services, Canada's international transactions in; 17-1536
- Projections of Population, Households and Families for Canada and the Provinces; 43-3602*
- Propane and propane mix, production and disposition; 33-2150
- Property crimes  
Indian reserves, Saskatchewan; 56-3317  
offences, by category; 56-3302
- Provincial and Territorial Government Employment and Payroll; 57-1728*
- Provincial Economic Accounts; 11-1902*
- Provincial Expenditures on Education in Reform and Correctional Institutions; 53-3141*
- Provincial government  
activities in natural sciences; 25-4209  
activities in scientific R&D; 25-4210  
activities in social sciences; 25-4210  
activities, urban/rural... studies; 25-4210  
assets and liabilities; 57-1723; 57-1724  
business enterprises, finance; 57-1725; 57-1727  
expenditures on wildlife ; 25-4209  
finance, estimates and actual data; 57-1720  
revenue and expenditures; 57-1720
- Provincial Government Activities in the Natural Sciences; 25-4209*
- Provincial Government Activities in the Social Sciences; 25-4210*
- Provincial Government Assets, Liabilities, Sources and Application of Funds; 57-1723*
- Provincial Government Business Enterprise Finance; 57-1725*
- Provincial Government Business Enterprises Component of the National Income and Expenditure Accounts and Financial Flow Accounts; 57-1727*
- \*Provincial Government Data for Fiscal Arrangements and the System of National Accounts; 57-1737*
- Provincial Government Expenditures on Culture, Survey of; 54-3116*
- Provincial Government - Financial Flows; 57-1724*
- Provincial Government Revenue and Expenditure - Estimates and Actual Data; 57-1720*
- Provincial Government - Revenue and Expenditure Estimates for System of National Accounts (SNA); 57-1722*
- Provincial governments  
consolidated finance; 57-1735  
financial estimates for SNA; 57-1722  
long-term debt; 57-1701  
revenue and expenditures; 57-1722  
sources and application of funds; 57-1723
- Provincial gross domestic product  
by industry; 16-1303  
expenditure-based; 57-1722  
income/expenditure based; 11-1902  
income-based; 57-1722
- Provincial Gross Domestic Product by Industry; 16-1303*
- Provincial gross output, for selected industries, by SNA codes; 16-1303
- Provincial income and expenditures, data detail; 11-1902
- Provincial liquor boards, financial data; 57-1726
- Provincial policing statistics; 56-3301
- Provincial Research Organizations (PRO); 25-4208*

- Provincial research organizations, R&D expenditures; 25-4208
- Psychiatric hospitals; 51-3204
- Public administration  
 electricity consumption; 33-2194  
 natural gas usage and sales; 32-2167
- Public Libraries, Annual Survey of*; 54-3104
- Public schools  
 SEE ALSO Education; Schools  
 teachers; 53-3127  
 women teachers; 53-3127
- Publishing  
 book, non-book; 54-3105  
 periodicals; 53-3139
- Pulp and paper  
 SEE ALSO Forestry; Lumber; Paper; Wood  
 industries, environmental stress; 13-1203  
 mills, pulpwood and wood residue receipts; 32-2136
- Pulpwood  
 and wood residue, consumption and stocks; 32-2136  
 chips, production, shipments, stocks; 32-2138
- Pulpwood and Wood Residue*; 32-2136
- QPP SEE Quebec Pension Plan; Quebec Provincial Police (QPP)
- Quality of life  
 SEE ALSO Environment; Health; Lifestyle and social status; 42-3836
- Quebec North Shore and Labrador Railway, operating data; 36-2735
- Quebec Pension Plan  
 SEE ALSO Canada Pension Plan; Pension plans  
 57-3212; 61-2609  
 financial flows; 57-1724  
 revenue and expenditure, by detail; 11-1901
- Quebec Provincial Police (QPP); 56-3301; 56-3302
- R&D SEE Research and development; Scientific R&D; Industrial R&D
- Raccoon, wild, fur pelts, production; 31-3428
- Race tracks, financial and employment data; 37-2425
- Radio  
 SEE ALSO Broadcasting; Television; Telecommunications  
 broadcasting, financial and employment data; 37-2724  
 broadcasting, privately owned, statistics; 37-2724  
 communications, listener characteristics; 53-3153  
*Radio and Television Broadcasting Survey*; 37-2724  
*Radio-Listening Data Bank*; 53-3153  
*Rail Commodity Origin and Destination Statistics*; 36-2736  
*Railway Carloading Survey - Monthly*; 36-2732  
*Railway Carloading Survey, Weekly*; 36-2731  
*Railway Freight Traffic Survey*; 36-2733  
*Railway Operating Statistics Survey*; 36-2735  
*Railway Transport Survey - Annual*; 36-2734
- Railways  
 SEE ALSO Canadian National Railway; Canadian Pacific Railway; VIA Rail  
 commodities, (SCC), ranked by tonnage, by revenue; 36-2736  
 carloadings, monthly; 36-2732  
 carloadings, weekly; 36-2731  
 commodity origin and destination data; 36-2736  
 equipment, track inventory and fuel cost; 36-2734  
 financial and operating statistics; 36-2735  
 financial and operating statistics; 36-2734  
 freight and passenger traffic; 36-2734; 36-2735  
 freight traffic, by commodity (SCC); 36-2736  
 government subsidies; 36-2734  
 revenue freight traffic; 36-2732  
 revenue freight traffic; 36-2733
- Random digit sample selection; 42-3892
- Ranges, cooking stoves, production, sales, stocks; 32-2112
- Rapes SEE Crimes; Sexual assault
- Rare animals SEE Conservation; Environment; Wildlife
- Raspberry Growers' Survey*; 31-3412
- Raspberry growing, land area, production, sales ...; 31-3412
- Raw Materials Price Indexes (RMPI)*; 24-2306
- Raw materials price indexes, (RMPI); 1986=100; 24-2306
- RCMP SEE Royal Canadian Mounted Police
- Real estate industries, corporation finance; 21-2501



- Records, phonographic  
SEE ALSO Audio-visual materials  
and tapes; 54-3115
- Recreation  
camps, financial and employment data;  
37-2418  
reading and education, CPI; 1986=100;  
24-2301
- Recreational and motor vehicle dealers  
inventories; 35-2411  
retail sales; 35-2406
- Recreational services, financial and employment  
data; 37-2425
- Refined Petroleum Products, Monthly*; 33-2150
- Refining/processing services, Canada's international  
transactions; 17-1536
- Reform institutions  
SEE ALSO Correctional...;  
provincial expenditure on education;  
53-3142
- Reform schools, enrolment; 53-3128
- Refrigerators  
and freezers, households with; 62-3505  
production, sales, stocks; 32-2112
- Registered Apprenticeship Training*; 53-3154
- Registered Nurses - 1989, Survey of*; 51-3214
- Registered Retirement Savings Plans; 61-2609
- Remote location SEE Isolated posts
- Renal failures, patients with, hospitalization;  
51-3223
- Renewable resources, environmental stress; 13-1201
- Rent and shelter cost statistics; 24-2320
- Rent Schedule Survey*; 24-2320
- Renter households, shelter costs, by type of cost;  
62-3507
- Research and development  
SEE ALSO Scientific R&D; Industrial  
R&D  
activities in industries; 25-4217  
federal government expenditures; 25-4212  
gross domestic expenditures; 25-4201  
in Canadian industries; 25-4201  
private non-profit sector; 25-4204  
provincial government expenditures;  
25-4209  
provincial organizations; 25-4208
- Research and Development in Canadian Industry*;  
25-4201
- Research and Development of Canadian Private  
Non-Profit Organizations*; 25-4204
- Research institutes, private, R&D expenditures;  
25-4204
- Research organizations, provincial, R&D  
expenditures; 25-4208
- Residential building permits; 23-2802
- Residential Care Facilities, Survey of*; 51-3210
- Residential clubs, financial and employment data;  
37-2418
- Residential construction SEE Construction
- Residential health care facilities, by level of care;  
51-3210
- Residential houses, new, price indexes; 1986=100;  
24-2310
- Resource and Caseload Statistics for Legal Aid in  
Canada*; 56-3308
- Resources, non-renewable SEE Non-renewable  
resources
- Resources, renewable SEE Renewable resources
- Restaurant, Caterer and Tavern Survey*; 37-2419
- Retail Chains and Department Stores*; 35-2409
- \*Retail Commodity Survey*; 35-2008
- Retail multi-organizations, inventories, by trade  
group; 35-2411
- Retail prices  
and living cost at remote locations; 24-2321  
and living cost indexes, international;  
24-2322  
city average; 24-2302
- Retail sales, non-store, by method of sales, by  
commodity; 35-2405
- Retail store organizations, other, inventories...;  
35-2412
- Retail stores  
other, inventories; 35-2411  
other, sales; 35-2406
- Retail trade  
corporation taxation; 21-2507  
financial statistics; 21-2501  
percent change in volume; 14-1601  
sales and receipts, by kind of business;  
35-2422  
sales and receipts, by trade group; 35-2406
- Retail Trade Survey, Annual*; 35-2422
- Retail Trade Survey, Inventories - Monthly*; 35-2411
- Retail Trade Survey - Monthly*; 35-2406
- Retailers  
independent, revenue and expenditures  
data; 35-2422  
independent, sales per selling area; 26-2901
- Retarded, mentally SEE Mentally retarded
- Retirement  
SEE ALSO Old age security; Pension  
plans; Registered Retirement...  
income system; 61-2608  
opinions and trends; 42-3892

- Revenue, expenditures, surplus/deficit, by level of government; **11-1902**
- Rigid Insulating Board*; **32-2124**
- RMPI SEE Raw materials price indexes
- Road Motor Vehicle Survey - Fuel*; **36-2746**
- Road motor vehicles  
fuel consumption and cost; **36-2746**  
registration statistics; **36-2747**
- Road Motor Vehicles - Registration*; **36-2747**
- Road transport  
SEE ALSO Motor...; Pipelines; Trucking;  
Urban transit  
commodity traffic; **36-2793**  
for-hire trucking statistics; **36-2741**  
freight carriers; **36-2748**  
passenger bus traffic, intercity/rural;  
**36-2744**  
passenger bus traffic statistics; **36-2743**  
trucking statistics; **36-2742**  
urban transit statistics; **36-2745**
- Robotics  
SEE ALSO Automation  
technology use in manufacturing; **25-1104**
- Roller skating facilities, financial and employment data; **37-2425**
- Roofing, asphalt, production, shipments, exports...; **32-2123**
- Royal Canadian Mounted Police (RCMP); **56-3301**;  
**56-3302**
- Royal Newfoundland Constabulary; **56-3302**
- Royalties; patents and trademarks, Canada's international transactions; **17-1536**
- RRSP SEE Registered Retirement Savings Plans
- Rubber and plastic products industries, principal statistics; **32-2103**
- Rural passenger bus  
SEE ALSO Passenger bus; Road transport traffic data; **36-2744**
- S and T SEE Science and technology
- Safety practices  
for health, at home/on road; **62-3828**  
on road, for health and public safety;  
**62-3883**
- Salad oils  
SEE ALSO Margarine...salad oil; Oils sales, stocks; **32-2121**
- Salaries and wages SEE Wages
- Sales Per Selling Area of Independent Retailers*;  
**26-2901**
- Saskatchewan Horse Industry Survey 1989*; **31-3448**
- Savings  
SEE ALSO Capital...; Income; Investments; Registered Retirement...  
and income, personal, sources and disposition; **11-1902**  
gross, sources and disposition, by data detail; **11-1901**
- Sawmills  
SEE ALSO Lumber; Planing mills; Plywood; Wood  
British Columbia, production, shipments and stocks; **32-2135**  
east of Rockies, production, shipments and stocks; **32-2134**
- SCF SEE Consumer finances, survey of
- School boards  
financial statistics; **57-1702**  
long-term debt; **57-1701**  
uniform financial system; **53-3119**  
*\*School Leavers Survey*; **56-3156**
- Schools  
SEE ALSO Education; Vocational schools authorities, financial flow estimates; **57-1704**  
elementary, secondary, enrolment; **53-3128**  
federal, enrolment; **53-3128**  
hospital schools, enrolment; **53-3122**  
independent, enrolment; **53-3128**  
Indians and Inuit, enrolment; **53-3128**  
language education; **53-3129**  
overseas, DND, enrolment; **53-3128**  
pre-elementary, enrolment; **53-3128**  
private, financial data; **53-3120**  
public, teachers; **53-3127**  
public, women teachers; **53-3127**  
teachers SEE Teachers  
trade, educational staff; **53-3125**  
trade, enrolment; **53-3142**  
trade, private, financial data; **53-3146**  
vocational, enrolment; **53-3142**  
vocational, financial data; **53-3146**
- Science and technology  
economic impact and opinions; **42-3892**  
federal government activities; **25-4212**
- Scientific R&D  
SEE ALSO Research and development; Industrial R&D  
by Canadian firms; **25-4201**  
private non-profit organizations; **25-4204**  
provincial government activities; **25-4210**



- Scientific research and experimental development (R&D) SEE Scientific R&D
- Scientific services, financial and employment data; 37-2420
- Sea fish, freezings and stocks, by type/form; 32-2139
- Seal, fur pelts, production; 31-3428
- Second language education, schools; 53-3129
- Securities  
SEE ALSO Bonds; Debentures; Investments  
Canadian, foreign transactions in, by country; 17-1534  
foreign, Canadian transactions in, by country; 17-1534  
services, financial and employment data; 37-2426  
transactions with non-residents, by country; 17-1535  
United States corporations, Canadian holdings; 17-1537
- Seed Usage Survey*; 31-3442
- Segregated funds, financial data; 21-2504
- \*Selected Expenses - 1990, Special Survey of*; 32-2010
- Selling, direct SEE Direct selling
- Senile homes and the aged; 51-3204
- Seniors SEE Elderly
- Service, business SEE Business
- Service industries  
Canada's international transactions; 17-1536  
corporation finance; 21-2501  
corporation taxation; 21-2507  
financial and employment data; 37-2424  
R&D, provincial organizations; 25-4208
- Services  
SEE ALSO Management services  
miscellaneous, financial and employment data; 37-2423
- Sexual assault, aggravated, offences; 56-3302
- Sexual health  
SEE ALSO Diseases; Health; Lifestyle  
habits and diseases, preventive measures; 62-3883
- Sheathings, asphalt saturated, production, shipments...; 32-2123
- Sheep  
SEE ALSO Lambs  
and lambs, farm inventory, by class; 31-3445  
and lambs on farms by category and type; 31-3439  
and lambs on farms, by type, by age; 31-3438  
shorn and wool production, by weight; 31-3439  
slaughtered; 31-3434
- Shellfish, freezings and stocks, by type/form; 32-2139
- Shelter Cost Survey*; 62-3507
- Shelter costs  
SEE ALSO Accommodation costs  
by dwelling/householder characteristics; 62-3507  
consumer prices; 24-2320
- Shingles, asphalt, production, shipments, exports; 32-2123
- Shipments of Household Furniture Products, Quarterly*; 32-2006
- Shipments of Office Furniture Products, Quarterly*; 32-2161
- Shipments of Plastic Film and Bags Manufactured from Resin*; 32-2199
- Shipments of Solid Fuel Burning Heating Products*; 32-2189
- Shipping  
SEE ALSO Vessel movements; Water transport  
Act, Canada, violations of; 56-3302  
coastal, cargo traffic; 36-2751  
/freight services, Canada's international transactions in; 17-1536  
international, freight traffic; 36-2791
- Ships SEE Shipping; Vessels; Water carriers
- Shirt industry SEE ALSO Clothing industry
- Shoes  
SEE ALSO Boots; Footwear  
and boots, work/utility type, production; 32-2119  
chains, stores, locations, sales; 35-2409  
repair services, financial and employment data; 37-2424  
stores, inventories; 35-2411  
stores, retail sales; 35-2406
- Shopping centre, output price indexes; 1986=100; 24-2317
- Shortening SEE Margarine, shortening...
- Sidings, roll roofing and roll type, production, shipments and exports; 32-2123
- Single family households, facilities, by income group; 62-3506
- Single-parent families SEE Lone-parent families
- Skiing facilities, financial and employment data; 37-2425

- Skill upgrading programs, enrolment; **53-3142**  
*Skim Milk Powder Sales*; **31-3429**  
 Slaughter plants, commercial, slaughter data; **31-3434**  
 Slippers, production; **32-2119**  
 Small businesses  
     **SEE ALSO** Business; Companies; Industries  
     family-owned, ownership and employment data; **26-2903**  
 Smoke detectors, households with; **62-3505**  
 Smoked fish, freezings and stocks, by type/form; **32-2139**  
 Smokers and non-smokers, socio-economic and demographic profiles; **62-3878**  
 Smoking  
     habits, patterns, by kind, frequency and status; **62-3878**  
     habits, social acceptance and restrictions; **62-3828; 62-3883**  
     population, tobacco use; type; quantity and frequency; **62-3813**  
     public opinion; **62-3813**  
*Smoking Habits, Survey of*; **62-3813**  
*Smoking Patterns, Survey of*; **62-3878**  
 Snow blowers and lawn mowers, household with; **62-3505**  
 Snowmobiles  
     households with; **62-3505**  
     registration data; **36-2747**  
 Social allowances and welfare services; **57-3212**  
 Social mobility and socio-eco background of parents; **42-3890**  
 Social sciences  
     federal government activities; **25-4211**  
     R&D, private non-profit sector; **25-4204**  
     R&D, provincial government activities; **25-4210**  
*Social Security, National Programs*; **57-3212**  
 Social support systems, sources and services; **42-3893**  
 Social survey  
     general, cycle 1; **42-3836**  
     general, cycle 2; **42-3890**  
     general, cycle 3; **42-3891**  
     general, cycle 4; **42-3892**  
     general, cycle 5; **42-3893**  
 Sod and nursery  
     growing operations; **31-3415**  
     products, farm area utilized; **31-3438**  
*Sod and Nursery Survey, Annual*; **31-3415**  
 Soft drinks, monthly production; **32-2118**  
 Solar energy **SEE** Energy  
*Sound Recording Survey - Production, Releases and Sales*; **54-3115**  
 Soyabeans  
     areas, yields, stocks; **31-3401**  
     oil production and stocks; **31-3404**  
 Special education **SEE** Education, special  
*Special Potato Survey - Alberta*; **31-3420**  
 Species, endangered **SEE** Endangered species  
 Sports clubs, financial and employment data; **37-2425**  
 Sports footwear, production; **32-2119**  
 St. Lawrence Seaway, cargo traffic; **36-2751**  
 Standard and cost of living **SEE** Consumer price index  
 Steam  
     plant generating capacity, name, location data; **33-2193**  
 Steel  
     **SEE ALSO** Ferrous materials; Metals; Mining; Pig iron  
     castings, production, shipments, SCG 1988; **32-2116**  
     ingots, rolled steel products, shipments, SCG 1988; **32-2184**  
     pipe and tubing industry, production and shipments; **32-2105**  
     primary forms, production; **32-2131**  
     primary forms, production, shipments, SCG 1988; **32-2116**  
     products, primary, shipments, by product, SCG 1988; **32-2184**  
     wire and specified wire products, production and shipments; **32-2106**  
 Steel, structural **SEE** Structural steel  
*Steel Pipe and Tubing*; **32-2105**  
*Steel Primary Forms, Steel Castings and Pig Iron*; **32-2116**  
*Steel Primary Forms Weekly*; **32-2131**  
*Steel Wire and Specified Wire Products*; **32-2106**  
 Still gas  
     end use, by consumer sector; **33-2168**  
     supply and disposition; **33-2150**  
 Stillbirths; **51-3201**  
 Stocks **SEE** Securities  
*Stocks of Frozen Meat Products - Monthly*; **31-3423**  
*Storable Vegetable Survey*; **31-3444**  
 Storage industries, corporation finance; **21-2501**  
 Stores, chain **SEE** Chain stores  
 Stove oil **SEE** Fuel; Kerosene  
*Strawberry Growers' Survey*; **31-3413**



Strawberry growing, land area, production, sales ...;  
31-3413

Street lighting, electricity consumption; 33-2194

Structural steel, price indexes; 1981=100; 24-2304

Student loan program, federal expenditure; 53-3140

Students, foreign SEE Foreign students

*Study of Crime on Indian Reserves in Saskatchewan*;  
56-3317

*Sub-Provincial Data System*; 56-3318

Sugar, raw, refined, production, shipments, stocks;  
32-2143

*Sugar - Situation*; 32-2143

Sunflower seed oil, production and stocks; 31-3404

Supermarkets

and grocery stores, inventories; 35-2411

and grocery stores, retail sales; 35-2406

and grocery stores, sales, locations; 35-2409

Synthetic resins

SEE ALSO Plastic

production, by commodity type, SCG 1988;  
32-2183

*System Passenger Origin and Destination Report -  
Other Unit Toll Services*; 36-2704

Tame hay SEE Hay

Tar and asphalt felts, production, shipments,  
exports; 32-2123

Taverns, financial statistics; 37-2419

Tax

family, annual estimates; 64-4105

file, annual income; 64-4103

file, longitudinal; 64-4102

tax record access (TRA); 27-1103

*Tax Family Estimates, Annual*; 64-4105

*Tax Record Access (TRA)*; 27-1103

Taxation

income before/after tax, for subprovincial  
area; 63-4301

statistics, agriculture; 31-3447

Taxes, direct/indirect, personal, Canada, provinces,  
territories and outside; 11-1902

Taxfilers

demographic; economic and geographic  
data; 64-4103

income profiles, by demographic  
characteristics; 64-4102; 64-4103

tax estimates for postal codes; 64-4105

*Tea and Coffee*; 32-2156

Tea and coffee, production and stocks, by type,  
SCG 1988; 32-2156

Teachers

SEE ALSO Colleges; Education; Schools;  
Universities

public schools; 53-3127

salaries; 61-2613

Teachers, college SEE Colleges

Teachers, foreign SEE Foreign teachers

Teachers, university SEE Universities

*Teachers in Public Elementary and Secondary  
Schools, Characteristics of*; 53-3127

Technology

services, foreign payments made and  
received; 25-4201

use in manufacturing; 25-1104

Teenage therapeutic abortions; 51-3209

Telecommunications

plant price indexes; 1986=100; 24-2319

statistics, annual; 37-2727

statistics, monthly; 37-2726

telephone systems, statistics; 37-2722

*Telecommunications Statistics Survey - Annual*;  
37-2727

*Telecommunications Statistics Survey - Monthly*;  
37-2726

Telefilm Canada, government assistance; 53-3155

Teleglobe Canada, financial and employment data;  
37-2726; 37-2727

Telegraph and cable systems, financial and  
employment data; 37-2726

*Telephone Services, Survey on*; 62-3877

*Telephone Statistics Survey - Annual*; 37-2722

*Telephone Statistics Survey - Monthly*; 37-2721

Telephones

answering services, financial and  
employment data; 37-2426

households with, by number of  
telephones...; 62-3505

households with/without telephones;  
62-3877

in service; 37-2722

services, data, by type of system; 62-3877

statistics: financial, employment, services;  
37-2722

statistics: financial, employment, services;  
37-2721

systems and services; 37-2721

Telesat Canada, financial and employment data;  
37-2727

Television

SEE ALSO Broadcasting; Radio;  
Telecommunications

cable televisions, converters, videos...,  
household with; 62-3505

cable televisions, systems, financial;  
employment and services data;  
37-2728

commercials, production; 54-2413

market; 54-2414

Television broadcasting

financial and employment data; 37-2724

privately owned, statistics; 37-2724

*Television-Viewing Data Bank*; 54-3114

Textiles, primary and products industry, principal  
statistics; 32-2103

Theatres, drive-in SEE Drive-in theatres

Theatres, motion picture SEE Motion picture  
theatres

Theatrical films

feature production; 54-2413

market; 54-2414

Theft, offences; 56-3302

*Therapeutic Abortions, Canada*; 51-3209

Thermal energy

SEE ALSO Electric...; Energy; Nuclear...  
generating capacity, fuel used, ownership;  
33-2193

generating plants, fuel consumption;  
33-2196

generating stations, fuel use, by ecozone;  
13-1203

*Thermal Generating Station Fuel Consumption*;

33-2196

Timber SEE Forestry; Logging; Lumber; Sawmills;  
Wood

Time loss

and employment; 62-3701

and employment; 62-3805

injuries, workers' compensation; 61-2605

Time use, by type of activity; 42-3890

Tobacco

farm area utilized; 31-3438

farm production; 31-3439

leaf, area, production, disposition, sales;  
31-3405

products and alcoholic beverages, CPI;  
1986=100; 24-2301

products, production and disposition, by  
type; 32-2142

wholesale trade, sales, receipts, inventories;  
35-2401

Toilet, bath, shower facilities, households with;  
62-3505

Tomatoes, processed, canned packs; 32-2176

Tooling and auto charges, Canada's international  
transactions in; 17-1536

Tourism

SEE ALSO International travel; Travel  
traveller profiles; 62-3810

Tourist courts and cabins, financial and employment  
data; 37-2418

Trade, international SEE International trade

Trade, merchandise SEE Merchandise trade

Trade schools

SEE ALSO Education; Schools  
educational staff; 53-3125

enrolment; 53-3142

private, financial data; 53-3146

Trademarks, royalties and patents, Canada's  
international transactions; 17-1536

Traffic crimes

SEE ALSO Drinking...; Driving...

Indian reserves, Saskatchewan; 56-3317

Traffic enforcement, accidents,... data; 56-3302

Trailers, registration data; 36-2747

Training

adults, barriers to, by reason; 62-3879

and education, employment related, adults;  
62-3879

programs, full-time, adult enrolment,  
selected data; 62-3879

Transactions, international SEE International  
transactions

Transactions, non-merchandise SEE  
Non-merchandise transactions

Transactions, security SEE Securities

\**Transborder Truck Survey*; 36-2794

Transfers of payments to other levels of  
government and persons; 11-1902

Transients, residential facilities; 51-3210

Transport, water SEE Water transport

Transportation

SEE ALSO Air; Railways; Road; Water  
transport;

and utilities, natural gas usage and sales;  
32-2167

barriers re disabled persons; 52-3221;  
52-3222

CPI; 1986=100; 24-2301

end use of refined petroleum products;  
33-2168

equipment industries, principal statistics;  
32-2103

- industries, corporation finance; **21-2501**
- industries, corporation taxation; **21-2507**
- noise pollution, environmental stresses; **13-1203**
- related services, Canada's international transaction; **17-1536**
- tourism/traveller data, by mode or type; **62-3810**
- Trapping and wildlife activities; **62-3808**
- Travel
  - agencies, financial and employment data; **37-2423**
  - and tourism, data, by type/mode of transportation; **62-3810**
  - Canada's receipts, payments and balances, by country; **17-1536**
  - domestic and international, trip and traveller data; **62-3810**
  - trailer parks, financial and employment data; **37-2418**
- Travel, international SEE International travel
- Traveller Accommodation Survey*; **37-2418**
- Travellers
  - accommodation data; **37-2418**; **62-3810**
  - Canadian, expenditure data; **55-3152**
  - to Canada, expenditure data; **55-3152**
- Tree fruits, berries, grapes, farm area utilized; **31-3438**
- Trends - Relative Trends*; **56-3316**
- Truck rental services, financial and employment data; **37-2423**
- Truck Use Survey, 1989*; **36-2793**
- Trucking
  - SEE ALSO Motor carriers; Road transport for-hire, financial and operating data; **36-2741**
  - for-hire, foreign control; **36-2741**
  - for-hire, freight traffic; **36-2742**
  - for-hire, operating and financial statistics; **36-2748**
  - for-hire, origin and destination data, commodities; **36-2741**
  - inter-city commodity traffic; **36-2793**
  - private, operating and financial data; **36-2793**
  - transborder; **36-2794**
- Trucks
  - SEE ALSO Automobiles; Motor carriers; Motor vehicles
  - and truck tractors, registration data; **36-2747**
- and vans, new, sales, by type, by country of origin; **35-2402**
- Trust companies
  - SEE ALSO Financial... financial data; **21-2504**
- Trusteed pension funds
  - SEE ALSO Pension funds
- Trusteed Pension Funds: Financial Statistics*; **61-2608**
- Tuberculosis
  - SEE ALSO Diseases and low income; **51-3205**
  - cases; **51-3206**
  - data, by demographic characteristics; **51-3205**
  - data, by high risk group; **51-3205**
- Tuberculosis Statistics*; **51-3205**
- Tuition and Living Accommodation Costs for Full-Time Students at Canadian Degree Granting Institutions*; **53-3123**
- Tuition fees, universities; **53-3123**
- Tumours, malignant SEE Cancer
- Turbo fuel, aviation SEE Aviation-turbo fuel
- Turkey
  - SEE ALSO Poultry
  - frozen, stocks in storage, by product type; **31-3425**
- Unattached individuals
  - average weekly food expenditures; **62-3503**
  - expenditure pattern, by category; **62-3504**
  - income profiles and trends; **62-3502**
  - labour market activity; **62-3853**
  - percentage distribution, by income; **62-3502**
- Unemployed, socio-economic profiles; **62-3701**
- Unemployment
  - SEE ALSO Employment; Unemployment insurance
  - by reason; **62-3821**
  - insurance; **61-2604**
  - insurance beneficiaries, by type of benefit; **64-4104**
  - insurance program; **57-3212**
  - patterns, socio-economic and demographic data; **62-3853**
  - rate; **14-1601**
- Unemployment insurance
  - SEE ALSO Employment; Job...; Social security; Workers
- Unemployment Insurance Beneficiaries, Monthly*; **64-4104**



- Unemployment Insurance Statistics - Monthly;*  
61-2604
- Uniform Crime Reporting Survey;* 56-3302
- Uniform Financial System - School Boards, Survey of;* 53-3119
- Union Wage Rate Indexes for Major Construction Trades, 22-City Composite, 1986=100;*  
24-2307
- Unit labour cost SEE Labour cost, unit
- United Kingdom, Canada's bilateral account with;  
17-1534
- United States, Canada's bilateral account with;  
17-1534
- United States corporation stocks, Canadian holdings; 17-1537
- Unitel Communications, financial and employment data; 37-2726; 37-2727
- Universities  
SEE ALSO Education; Graduates;  
Teachers  
and college academic staff system, data;  
53-3101  
degrees, diplomas etc., granted; 53-3124  
enrolment and graduates; 53-3124  
enrolment, women; 53-3124  
financial data; 53-3121  
foreign teachers; 53-3101  
graduates; 1986, socio-economic profiles;  
62-3871  
non-credit programs, enrolment data;  
53-3147  
research, federal expenditure; 53-3140  
sector, R&D, federal government  
expenditures; 25-4212  
teachers, socio-economic data; 53-3101  
tuition and accommodation costs; 53-3123  
women teachers; 53-3101
- University and College Academic Staff System (UCASS);* 53-3101
- University Student Information System (USIS) - Enrolment and Degrees Awarded;* 53-3124
- Unwed mothers, residential facilities; 51-3210
- Urban, rural and regional studies, provincial government activities; 25-4210
- Urban transit  
SEE ALSO Passenger bus; Road  
transport; Rural passenger bus  
financial and operating data; 36-2745  
system, electricity consumption; 33-2194
- Urban Transit Survey - Monthly;* 36-2745
- USIS SEE University Student Information System
- Utilities  
capital formation, revised intentions;  
23-2804  
corporation finance; 21-2501  
corporation taxation; 21-2507  
electric, end use of refined petroleum  
products; 33-2168  
natural gas usage and sales; 32-2167  
R&D, provincial organizations; 25-4208
- Vacation  
camps, financial and employment data;  
37-2418  
homes, households with; 62-3505
- Vacuum cleaners, household, production,  
shipments; 32-2114
- Valet services, financial and employment data;  
37-2424
- Vans SEE Automobiles; Motor carriers; Trucks
- Veal, frozen, stocks in cold storage; 31-3423
- Vegetable oils, production and sales; 32-2121
- Vegetable processing  
land area contracted; 31-3410  
vegetable acquirements; 31-3406
- Vegetable products, RMPI; 1986=100; 24-2306
- Vegetables  
for processing, area, production, value;  
31-3406  
greenhouse operations; 31-3416  
price indexes; 1986=100; 31-3436  
processed, canned, frozen,..., SCG 1988;  
32-2173  
processed, green/wax beans, packs of;  
32-2190
- Vegetables, commercial, area, production, by type;  
31-3407
- Vegetables, fall, land area, production, sales, by  
type; 31-3408
- Vegetables, farm area utilized; 31-3438
- Vegetables, storable, crop area, production and  
disposition; 31-3444
- Vegetables and fruits  
farm cash receipts; 31-3437  
farm production, by type; 31-3439  
processed, packs of, SCG 1988; 32-2120
- Vending machine operations, sales, by type of items  
sold; 35-2404
- Vending Machine Operators;* 35-2404
- Vessel movements  
SEE ALSO Shipping; Water transport  
by country of registry; 36-2751  
international, by country of registry;  
36-2791



## Vessels

SEE ALSO Fishing; Shipping; Water carriers  
Canadian, operating and financial statistics; 36-2753

## Veterans

and civilian war allowances; 57-3212  
Canadian, military service profile; 62-3876  
survey; 1988, wartime service profiles; 62-3876

*Veterans Survey, 1988*; 62-3876

## VIA Rail

operating statistics; 36-2735  
selected data; 36-2734

## Victimization

SEE ALSO Crimes  
and victim services; 42-3891

## Video

distribution; 54-2414  
market data; 54-2414  
producers, distributors, operating data; 53-3155  
production, services; 54-2415  
production, statistical data; 54-2413

Videocassette wholesaling; 54-2414

Violations against women SEE Battered women; Crimes; Homicide

Violent crimes, homicide, murder, etc.; 56-3302

Visa students SEE Foreign students

## Vital statistics

SEE ALSO Births; Deaths; Divorces; Marriages; Population  
43-3603; 43-3604; 43-3605; 51-3201; 51-3202

*Vital Statistics*; 51-3201

*Vital Statistics - Divorce*; 51-3202

Vocational and trade education, federal expenditure; 53-3140

Vocational rehabilitation of disabled persons; 57-3212

## Vocational schools

SEE ALSO Education; Schools  
enrolment; 53-3142  
financial data; 53-3146

Voluntary health organizations, expenditures; 25-4204

Volunteer activities, motivations, by type; 62-3865

*Volunteer Activity, Survey of*; 62-3865

Waferboard, production, shipments, stocks; 32-2141

Wage rate index SEE Labour union wage rate indexes

## Wages

SEE ALSO Earnings; Income; Labour income  
and salaries, by industry; 61-2612  
and salaries, educational institutions; 61-2613

and salaries, estimates; 61-2602  
salaries, supplementary labour income, geographic and industry detail; 11-1901

Wall-to-wall carpeting, households with; 62-3505

War veterans SEE Veterans

Warehouse, output price indexes; 1986=100; 24-2317

Washing machines, production, sales, stocks; 32-2112

Waste generation and pollution loading; 13-1201

*\*Waste Management Industries, Survey of the*; 32-2009

## Water carriers

SEE ALSO Vessels; Water transport  
Canadian, operating and financial data; 36-2753  
ownership statistics; 36-2753

## Water transport

SEE ALSO Shipping; Vessel movements  
coastal shipping; 36-2751  
financial statistics; 36-2753  
international freight data; 36-2791

*\*Water Use in Manufacturing Industries in 1991*; 32-2011

Waterfowl, economic value and wildlife activities; 62-3808

Wax SEE Beekeeping; Honey

Welfare SEE Social allowances; Social security  
*Western Potato Area and Yield Survey*; 31-3446

## Wheat

SEE ALSO Agriculture; Farm(s); Field crops;  
areas, yields, stocks; 31-3401  
milled, by type of wheat; 31-3403; 31-3443

Wholesale merchants, financial and employment data; 35-2427

## Wholesale trade

corporation taxation; 21-2507  
financial statistics; 21-2501  
operating and financial data; 35-2427  
sales and receipts, by trading group; 35-2401

*Wholesale Trade Statistics - Wholesale Merchants, Agents and Brokers*; 35-2427

*Wholesale Trade Survey - Monthly*; 35-2401

Widowed, newly, by age and sex; 43-3605

Widowed spouses of war veterans; 62-3876

## Wildlife

SEE ALSO Animal...; Conservation;  
Environment; Fur  
environmental stress; 13-1201  
fur pelts, production; 31-3428  
importance to Canadians, survey on;  
62-3808  
R&D, provincial government expenditures;  
25-4209  
related activities; 62-3808  
support, cost and economic value; 62-3808

*Wildlife Pelt Production, Census of*; 31-3428

Wire and wire products, steel, production and  
shipments; 32-2106

Wolf, wild, fur pelts, production; 31-3428

Wolverine, fur pelts, production; 31-3428

## Women

SEE ALSO Female earners; Population;  
other subjects, by sex

abused/battered, residential facilities;  
51-3210

and men, average earnings, comparisons;  
62-3502

ex-convicts, residential facilities; 51-3210

farm operators; 31-3438

labour market activity; 62-3853

membership in labour unions; 21-2502

preventive health and sexual practices;  
62-3883

preventive health measures for women's  
diseases; 62-3828

teachers, public schools; 53-3127

teachers, universities; 53-3101

university enrolment and graduates;  
53-3124

## Women's clothing

chains, stores, locations, sales; 35-2409

stores, inventories; 35-2411

stores, retail sales; 35-2406

## Wood

SEE ALSO Forestry; Lumber; Planing  
mills; Plywood; Sawmills

industries, energy expenditures; 25-4205

industries, expenditures; 25-4201

industries, principal statistics; 32-2103

pulp chips, production, shipments and  
stocks, by B.C. region; 32-2135

raw materials price indexes (RMPI);  
1986=100; 24-2306

residue, receipts in domestic mills, by  
species; 32-2136

## Wool

production, by sheep shorn, by fleece  
weight; 31-3445

production, by weight; 31-3439

## Work

and job satisfaction, future trends; 42-3892  
and utility type footwear, production;  
32-2119

conditions and job satisfaction; 62-3853  
injuries and illness, workers' compensation;  
61-2605

off-farm, by farm operators, by type of  
work; 31-3438

*\*Work Arrangements Survey*; 62-3884

Work force SEE Employment; Human resource...;  
Labour force

Workers, paid, absence by reason; 62-3805

Workers' compensation

absence from work; 62-3805

work injuries/illnesses; 61-2605

Working age population, labour force activity;  
62-3701

Workmen's compensation SEE Workers'  
compensation

## World trade

SEE ALSO International trade

statistical profiles of countries; 22-2204

*World Trade Database*; 22-2204

World War I and II veterans, by type of military  
service; 62-3876

Yogurt, production and stocks; 31-3430

## Young offenders

SEE ALSO Crimes; Delinquents; Youth...  
by jurisdictional and demographic data;  
56-3309

custodial services; 62-3314

key indicator report project; 62-3314

Youth, labour market activity; 62-3853

Youth court and young offender statistics; 56-3309

*Youth Court Survey*; 56-3309

Zoological gardens, financial and employment data;  
37-2425

Zoos; 54-3107



# JOIN THE *Celebration*

**WITH THE MOST USEFUL AND ATTRACTIVE  
CANADA YEAR BOOK EVER PUBLISHED.**

On the occasion of the nation's 125th anniversary of Confederation, the 1992 Canada Year Book takes a unique look at the fascinating highlights in the development of Canada since 1867.

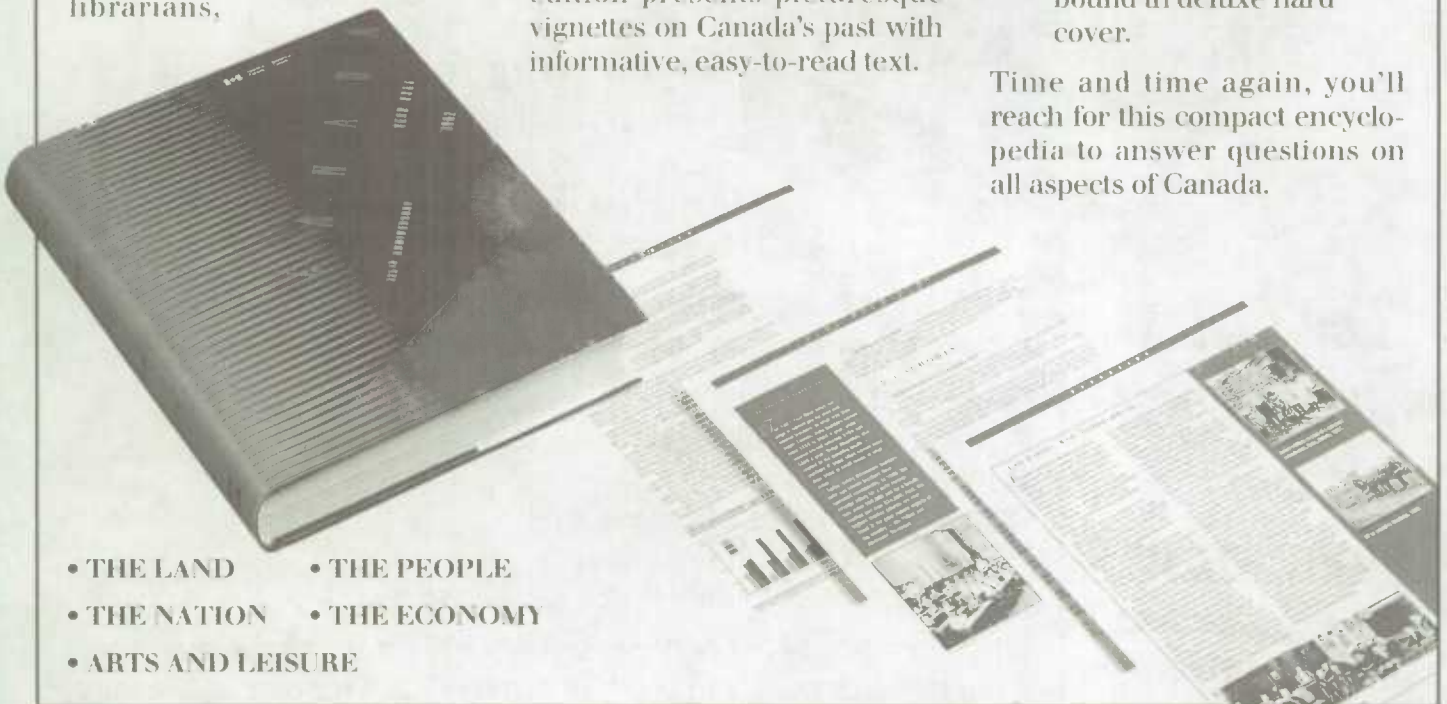
Exceptionally popular among business people, journalists, librarians,

parliamentarians, educators and diplomats for 125 years, the 1992 Canada Year Book is designed as a comprehensive reference source for the latest on economic, political, and social information on Canada and Canadians. And for the first time, this "special collector's" edition presents picturesque vignettes on Canada's past with informative, easy-to-read text.

Special features include:

- a new 22cm X 30cm (9" X 12") format
- larger typeface
- over 300 rare archival photos
- historical perspectives on Canada's past
- 22 chapters, 577 pages bound in deluxe hard cover.

Time and time again, you'll reach for this compact encyclopedia to answer questions on all aspects of Canada.



- THE LAND
- THE PEOPLE
- THE NATION
- THE ECONOMY
- ARTS AND LEISURE



Available in separate English and French editions, the **Canada Year Book** (Cat. No. 11-402E) sells for \$49.95 (plus \$5.05 shipping and handling) in Canada, US \$60 in the United States, and US\$70 in other countries (includes shipping and handling).

To order, write Publication Sales, Statistics Canada, Ottawa, Ontario, K1A 0T6, or contact the nearest Statistics Canada Regional Reference Centre listed in this publication.

For faster ordering, using your VISA or MasterCard, call toll-free 1-800-267-6677 or fax your order to (613) 951-1584. Please do not send confirmation.

# THE MARKET RESEARCH HANDBOOK 1992



Brainstorming with your colleagues produces some great marketing ideas. But which ones will you use? The **Market Research Handbook 1992** can help you narrow your options before you commit any more time and resources to developing your strategy.

This handbook is the most comprehensive statistical compendium on Canadian consumers and the businesses that serve them. It helps you to identify, define and locate your target markets.

## ***Looking for . . .***

. . . socio-economic and demographic profiles of 45 urban areas?

. . . revenue and expenditure data for retailers and small businesses?

The **Market Research Handbook 1992** has it all . . . and more. It provides information on:

- personal spending
- size and composition of households
- wages and salaries
- investment in Canadian industries
- labour force in various industries
- industry and consumer prices

It has been one of our bestsellers since 1977 for the simple reason that it offers such a range and depth of market data. Save time and money when you're looking for data or data sources, keep the **Market Research Handbook 1992** close at hand for easy reference.

The **Market Research Handbook 1992** (Cat. no. 63-224) is \$94 (plus 7 % GST) in Canada, US\$113 in the United States and US\$132 in other countries.

To order, write to Publication Sales, Statistics Canada, Ottawa, Ontario, K1A 0T6 or contact the nearest Statistics Canada Reference Centre listed in this publication.

For faster service fax your order to 1-613-951-1584. Or call toll-free 1-800-267-6 and use your VISA or MasterCard.

***The fastest way to get off to a good start!***







# Put the Most Reliable Data on Canada's Farms and Farmers to Work for You!

Keeping up with changes in Canada's dynamic agriculture sector could be a time-consuming task. To help, the 1991 Census of Agriculture offers the most comprehensive information available in a format to suit you.

With our **free** publication, the **1991 Census of Agriculture Products and Services**, you'll discover all the products and services available from the Census of Agriculture.

A unique series of **24 Data Publications** presents a fascinating insight into agriculture at the national, provincial and sub-provincial levels.



Got a specific request? **Custom Services** offer a wide range of services in the combinations of variables or geographic areas that interest you. **Unpublished Data** are available in print or on diskette in a series of specially designed small area data tables.

Three **Analytical Publications**, with maps and graphics, provide a quick look at current trends in Canada's fast-changing primary agriculture industry. These publications

are a must for anyone with a keen or casual interest in agriculture.

For more information, contact your local  
Statistics Canada Regional Reference Centre or:

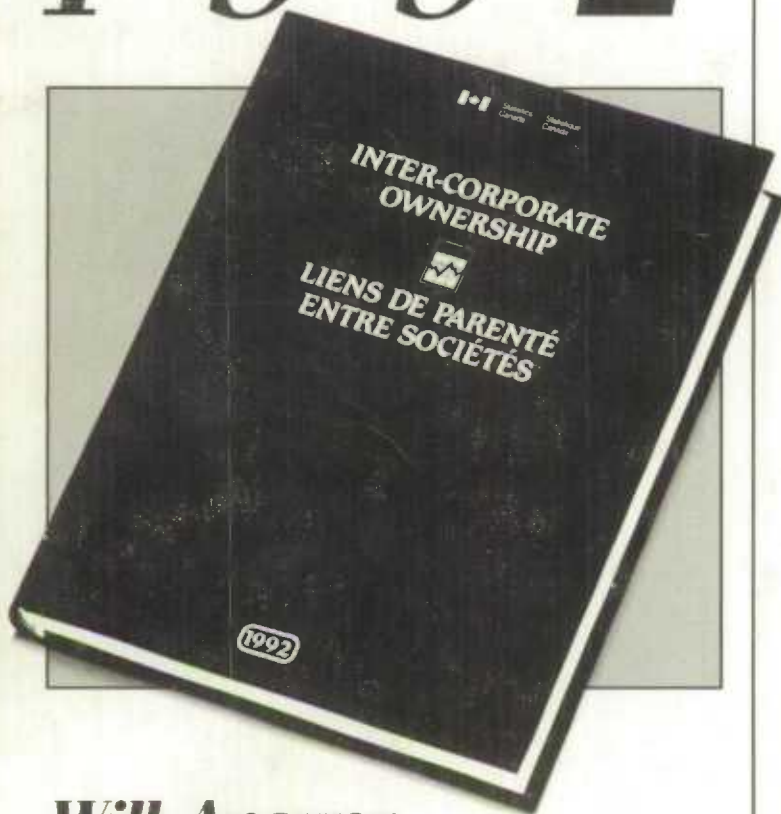
■ User Services Unit  
Census of Agriculture  
Statistics Canada  
Ottawa, Ontario  
K1A 0T6

■ In Ottawa, call:  
613 951-8711  
Outside Ottawa, call  
Toll free: 1 800 465-1991  
Fax: 613 951-1680

■ To order Publications:  
call Toll free:  
1 800 267-6677



# INTER- CORPORATE OWNERSHIP 1992



***Will Answer  
Your Questions  
About Canada's  
Corporate Pyramids***

## **Inter-Corporate Ownership 1992**

is the most comprehensive and authoritative source of information available on Canadian corporate ownership.

**Inter-Corporate Ownership** lists over 65,000 corporations providing the names of all holding and held companies, ownership percentages and the position of each within the overall corporate hierarchy.

**Inter-Corporate Ownership** is an indispensable reference source for researching:

- Business-to-business marketing: who owns your corporate clients?
- Purchases: who owns your suppliers?
- Investments: what else does a company own or control?
- Corporate competition: what do your competitors own and control?
- Industrial development: in which province and industry is a corporation active?

## **Inter-Corporate Ownership 1992**

(Cat.no.6 1-5 17) is available for \$325 in Canada, US\$390 in the United States and US\$455 in other countries. To order, write Publication Sales, Statistics Canada, Ottawa, Ontario, K1A 0T6. Or contact your nearest Statistics Canada Reference Centre listed in this publication. For faster ordering, fax your order to 1-613-951-1584. Or call toll-free to 1-800-267-6677 and use your VISA or MasterCard.