
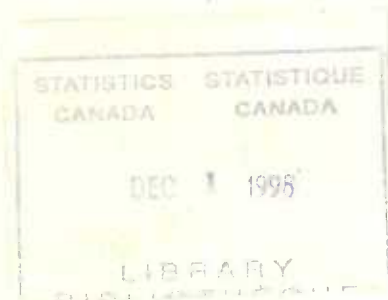


C 3

The input-output structure of the Canadian economy

1961-74



Note

This and other government publications may be purchased from local authorized agents and other community bookstores or by mail order.

Mail orders should be sent to Publications Distribution, Statistics Canada, Ottawa, K1A 0T6, or to Publishing Centre, Supply and Services Canada, Ottawa, K1A 0S9.

Inquiries about this publication should be addressed to:

The Director,
Input-Output Division,

Statistics Canada, Ottawa, K1A 0T6 (telephone: 992-3641) or to a local office of the bureau's User Advisory Services Division:

St. John's (Nfld.)	(726-0713)
Halifax	(426-5331)
Montréal	(283-5725)
Ottawa	(992-4734)
Toronto	(966-6586)
Winnipeg	(949-4020)
Regina	(569-5405)
Edmonton	(425-5052)
Vancouver	(666-3695)

Toll-free access to the regional statistical information service is provided in Nova Scotia, New Brunswick, and Prince Edward Island by telephoning 1-800-565-7192. Throughout Saskatchewan, the Regina office can be reached by dialing 1-800-667-3524, and throughout Alberta, the Edmonton office can be reached by dialing 1-800-222-6400.

STATISTICS CANADA
Input-Output Division

SYSTEM OF NATIONAL ACCOUNTS

THE INPUT-OUTPUT STRUCTURE OF
THE CANADIAN ECONOMY

1961-74

Published by Authority of
The Minister of Industry, Trade and Commerce


*Version française de cette publication
disponible sur demande (no 15-508F
au catalogue).*

February 1979
3-2200-503

Price: \$6.00

Statistics Canada should be credited when reproducing or quoting any part of this document

Ottawa



PREFACE

Preliminary Input-Output Tables for the year 1961 along with a descriptive text, were published in 1969 in two volumes *Input-Output Structure of the Canadian Economy, 1961: Volume I* (Catalogue 15-501), *Volume II* (Catalogue 15-502). In 1970, work proceeded on the compilation of annual Input-Output Tables for the year 1962 and onwards. In March 1977, tables for the years 1961 - 71 were published in *The Input-Output Structure of the Canadian Economy 1961 - 71* (Catalogue 15-506). The present work brings the completion of the Input-Output Tables to the year 1974. The preparation of the Input-Output Tables as a time series, 1961 - 74, has necessitated some revisions in the tables for 1961 - 71 released earlier.

Work is underway on the compilation of annual Input-Output Tables for the years 1975 - 76. This work is expected to be completed by the end of 1979. From that point onwards, the annual Input-Output Tables will be completed with a lag of about three years from the reference year.

In December 1977, constant price Input-Output Tables for the years 1961 - 71 were published in *The Input-Output Structure of the Canadian Economy in Constant 1961 Prices, 1961 - 71* (Catalogue 15-507). Work is underway to rebase the constant price tables to 1971 prices as well as to bring the series to 1974. This work is expected to be completed early in 1979.

This report was prepared under the direction of Kishori Lal, Director of the Input-Output Division, with major contributions by M.Y. Siddiqi and his staff.

PETER G. KIRKHAM,

Chief Statistician of Canada.

THE SYSTEM OF NATIONAL ACCOUNTS

In Canada, the National Accounts have been developed since the close of the Second World War in a series of publications relating to their constituent parts. These have now reached a stage of evolution where they can be termed a "System of National Accounts". For purposes of identification, all publications (containing tables of statistics, descriptions of conceptual frameworks and descriptions of sources and methods) which make up this System will now carry the term "System of National Accounts" as a general title.

The System of National Accounts in Canada consists of several parts. The annual and quarterly Income and Expenditure Accounts (included with Catalogue Nos. carrying the prefix 13) were historically speaking, the first set of statistics to be referred to with the title "National Accounts" (National Accounts, Income and Expenditure). The Balance of International Payments data (Catalogue Nos. with prefix 67) in their more summary form, are also part of the System of National Accounts and they, in fact, pre-date the Income and Expenditure Accounts.

Greatly expanded structural detail on industries and on goods and services is portrayed in the Input-Output Tables of the System (Catalogue Nos. with prefix 15). The indexes of Real Domestic Product by Industry (included with Catalogue Nos. carrying the prefix 61) provide "constant dollar" measures of the contribution of each industry to Gross Domestic Product at factor cost. Inputs and outputs are related in Productivity Studies (Catalogue Nos. with prefix 14).

Both the Input-Output Tables and Indexes of Real Domestic Product by Industry use the establishment as the primary unit of industrial production. Measures of financial transactions are provided by the Financial Flow Accounts (Catalogue Nos. with prefix 13). Types of lenders and financial instruments are the primary detail in these statistics, and the legal entity is the main unit of classification of transactors. Also, provision is made in the System for incorporation of balance sheet (wealth) estimates when such data are sufficiently developed.

The System of National Accounts provides an overall conceptually integrated framework in which the various parts can be considered as interrelated sub-systems. At present, direct comparisons amongst those parts which use the establishment as the basic unit and those which use the legal entity can be carried out only at highly aggregated levels of data. However, Statistics Canada is continuing research on enterprise-company-establishment relationships: it may eventually be feasible to reclassify the data which are on one basis (say the establishment basis) to correspond to the units employed on another (the company or the enterprise basis).

In its broad outline, the Canadian System of National Accounts bears a close relationship to the international standard as described in the United Nations publication, *A System of National Accounts* (Studies in Methods, Series F, No. 2, Rev. 3, Statistical Office, Department of Economic and Social Affairs, United Nations, New York, 1968).

TABLE OF CONTENTS

	Page
Introduction	9
 Chapter	
1. The Accounting Framework	11
2. Classification Systems	19
3. Some Special Definitions in the Input-Output Tables	23
4. The Input-Output Model	31
 Appendix:	
Aggregation Parameters for the Input-Output Tables	33
 Table	
1. Make (Output) Matrix (Aggregation – S), 1961	49
2. Use (Input) Matrix (Aggregation – S), 1961	50
3. Final Demand Matrix (Aggregation – S), 1961	52
4. Impact (Inverse) Matrix (Aggregation – S), 1961	53
5. Make (Output) Matrix (Aggregation – M), 1961	54
6. Use (Input) Matrix (Aggregation – M), 1961	60
7. Final Demand Matrix (Aggregation – M), 1961	66
8. Impact (Inverse) Matrix (Aggregation – M), 1961	68
9. Margins (Aggregation – M), 1961	74
10. Make (Output) Matrix (Aggregation – S), 1962	75
11. Use (Input) Matrix (Aggregation – S), 1962	76
12. Final Demand Matrix (Aggregation – S), 1962	78
13. Impact (Inverse) Matrix (Aggregation – S), 1962	79
14. Make (Output) Matrix (Aggregation – M), 1962	80
15. Use (Input) Matrix (Aggregation – M), 1962	86
16. Final Demand Matrix (Aggregation – M), 1962	92
17. Impact (Inverse) Matrix (Aggregation – M), 1962	94
18. Margins (Aggregation – M), 1962	100
19. Make (Output) Matrix (Aggregation – S), 1963	101
20. Use (Input) Matrix (Aggregation – S), 1963	102
21. Final Demand Matrix (Aggregation – S), 1963	104
22. Impact (Inverse) Matrix (Aggregation – S), 1963	105
23. Make (Output) Matrix (Aggregation – M), 1963	106
24. Use (Input) Matrix (Aggregation – M), 1963	112
25. Final Demand Matrix (Aggregation – M), 1963	118
26. Impact (Inverse) Matrix (Aggregation – M), 1963	120
27. Margins (Aggregation – M), 1963	126
28. Make (Output) Matrix (Aggregation – S), 1964	127
29. Use (Input) Matrix (Aggregation – S), 1964	128
30. Final Demand Matrix (Aggregation – S), 1964	130

TABLE OF CONTENTS – Continued

	Page
Table	
31. Impact (Inverse) Matrix (Aggregation – S), 1964	131
32. Make (Output) Matrix (Aggregation – M), 1964	132
33. Use (Input) Matrix (Aggregation – M), 1964	138
34. Final Demand Matrix (Aggregation – M), 1964	144
35. Impact (Inverse) Matrix (Aggregation – M), 1964	146
36. Margins (Aggregation – M), 1964	152
37. Make (Output) Matrix (Aggregation – S), 1965	153
38. Use (Input) Matrix (Aggregation – S), 1965	154
39. Final Demand Matrix (Aggregation – S), 1965	156
40. Impact (Inverse) Matrix (Aggregation – S), 1965	157
41. Make (Output) Matrix (Aggregation – M), 1965	158
42. Use (Input) Matrix (Aggregation – M), 1965	164
43. Final Demand Matrix (Aggregation – M), 1965	170
44. Impact (Inverse) Matrix (Aggregation – M), 1965	172
45. Margins (Aggregation – M), 1965	178
46. Make (Output) Matrix (Aggregation – S), 1966	179
47. Use (Input) Matrix (Aggregation – S), 1966	180
48. Final Demand Matrix (Aggregation – S), 1966	182
49. Impact (Inverse) Matrix (Aggregation – S), 1966	183
50. Make (Output) Matrix (Aggregation – M), 1966	184
51. Use (Input) Matrix (Aggregation – M), 1966	190
52. Final Demand Matrix (Aggregation – M), 1966	196
53. Impact (Inverse) Matrix (Aggregation – M), 1966	198
54. Margins (Aggregation – M), 1966	204
55. Make (Output) Matrix (Aggregation – S), 1967	205
56. Use (Input) Matrix (Aggregation – S), 1967	206
57. Final Demand Matrix (Aggregation – S), 1967	208
58. Impact (Inverse) Matrix (Aggregation – S), 1967	209
59. Make (Output) Matrix (Aggregation – M), 1967	210
60. Use (Input) Matrix (Aggregation – M), 1967	216
61. Final Demand Matrix (Aggregation – M), 1967	222
62. Impact (Inverse) Matrix (Aggregation – M), 1967	224
63. Margins (Aggregation – M), 1967	230
64. Make (Output) Matrix (Aggregation – S), 1968	231
65. Use (Input) Matrix (Aggregation – S), 1968	232
66. Final Demand Matrix (Aggregation – S), 1968	234
67. Impact (Inverse) Matrix (Aggregation – S), 1968	235
68. Make (Output) Matrix (Aggregation – M), 1968	236
69. Use (Input) Matrix (Aggregation – M), 1968	242

TABLE OF CONTENTS – Continued

	Page
Table	
70. Final Demand Matrix (Aggregation – M), 1968	248
71. Impact (Inverse) Matrix (Aggregation – M), 1968	250
72. Margins (Aggregation – M), 1968	256
73. Make (Output) Matrix (Aggregation – S), 1969	257
74. Use (Input) Matrix (Aggregation – S), 1969	258
75. Final Demand Matrix (Aggregation – S), 1969	260
76. Impact (Inverse) Matrix (Aggregation – S), 1969	261
77. Make (Output) Matrix (Aggregation – M), 1969	262
78. Use (Input) Matrix (Aggregation – M), 1969	268
79. Final Demand Matrix (Aggregation – M), 1969	274
80. Impact (Inverse) Matrix (Aggregation – M), 1969	276
81. Margins (Aggregation – M), 1969	282
82. Make (Output) Matrix (Aggregation – S), 1970	283
83. Use (Input) Matrix (Aggregation – S), 1970	284
84. Final Demand Matrix (Aggregation – S), 1970	286
85. Impact (Inverse) Matrix (Aggregation – S), 1970	287
86. Make (Output) Matrix (Aggregation – M), 1970	288
87. Use (Input) Matrix (Aggregation – M), 1970	294
88. Final Demand Matrix (Aggregation – M), 1970	300
89. Impact (Inverse) Matrix (Aggregation – M), 1970	302
90. Margins (Aggregation – M), 1970	308
91. Make (Output) Matrix (Aggregation – S), 1971	309
92. Use (Input) Matrix (Aggregation – S), 1971	310
93. Final Demand Matrix (Aggregation – S), 1971	312
94. Impact (Inverse) Matrix (Aggregation – S), 1971	313
95. Make (Output) Matrix (Aggregation – M), 1971	314
96. Use (Input) Matrix (Aggregation – M), 1971	320
97. Final Demand Matrix (Aggregation – M), 1971	326
98. Impact (Inverse) Matrix (Aggregation – M), 1971	328
99. Margins (Aggregation – M), 1971	334
100. Make (Output) Matrix (Aggregation – S), 1972	335
101. Use (Input) Matrix (Aggregation – S), 1972	336
102. Final Demand Matrix (Aggregation – S), 1972	338
103. Impact (Inverse) Matrix (Aggregation – S), 1972	339
104. Make (Output) Matrix (Aggregation – M), 1972	340
105. Use (Input) Matrix (Aggregation – M), 1972	346
106. Final Demand Matrix (Aggregation – M), 1972	352
107. Impact (Inverse) Matrix (Aggregation – M), 1972	354
108. Margins (Aggregation – M), 1972	360

TABLE OF CONTENTS – Concluded

Page

Table

109. Make (Output) Matrix (Aggregation – S), 1973	361
110. Use (Input) Matrix (Aggregation – S), 1973	362
111. Final Demand Matrix (Aggregation – S), 1973	364
112. Impact (Inverse) Matrix (Aggregation – S), 1973	365
113. Make (Output) Matrix (Aggregation – M), 1973	366
114. Use (Input) Matrix (Aggregation – M), 1973	372
115. Final Demand Matrix (Aggregation – M), 1973	378
116. Impact (Inverse) Matrix (Aggregation – M), 1973	380
117. Margins (Aggregation – M), 1973	386
118. Make (Output) Matrix (Aggregation – S), 1974	387
119. Use (Input) Matrix (Aggregation – S), 1974	388
120. Final Demand Matrix (Aggregation – S), 1974	390
121. Impact (Inverse) Matrix (Aggregation – S), 1974	391
122. Make (Output) Matrix (Aggregation – M), 1974	392
123. Use (Input) Matrix (Aggregation – M), 1974	398
124. Final Demand Matrix (Aggregation – M), 1974	404
125. Impact (Inverse) Matrix (Aggregation – M), 1974	406
126. Margins (Aggregation – M), 1974	412

INTRODUCTION

This report presents annual Input-Output Tables for Canada, and covers the years 1961 - 74. Estimates for the years 1975 - 76 are currently under preparation and are scheduled for completion by the end of 1979. Input-Output Tables for the post 1976 period will follow.

Preliminary Input-Output Tables for the year 1961, along with a descriptive text, were published in 1969 in two volumes: *Input-Output Structure of the Canadian Economy, 1961; Vol. I* (Catalogue 15-501), *Vol. II* (Catalogue 15-502). The categories of final demand were highly aggregative — only net exports, re-exports, imports, value of physical change in inventories and "other final demand" were shown. Since then "other final demand" has been elaborated to show 40 categories of consumer expenditure, 39 categories of machinery and equipment, 40 categories of construction, six categories of government expenditure and six categories of government revenue. The inventory data have also been disaggregated into two categories. In total, there are now 136 categories of final demand at the most detailed level.

Input-Output Tables for the period 1961 - 71 were published in March 1977 *The Input-Output Structure of the Canadian Economy, 1961 - 71* (Catalogue 15-506). This present report supersedes Input-Output Tables published in the four earlier reports (Catalogue Nos. 15-501, 15-502, 15-505, and 15-506).

Three tables have been prepared and presented for each year: (1) Make Matrix, (2) Use Matrix, and (3) Final Demand Matrix. At the most detailed level, the system has been balanced with 191 industries, 595 commodities and, as noted, 136 categories of final demand. In addition there are seven primary inputs: wages and salaries, supplementary labour income, net income of unincorporated business, other operating surplus, commodity indirect taxes, other indirect taxes and subsidies. At this level of detail many of the entries in the various matrices are confidential under the provisions of the Statistics Act. Though all the tables are prepared at the L level of aggregation, it is only at aggregation level S and M that we

publish these tables. The dimensions of these aggregations are given below:

Designation of aggregation	Number of industries	Number of final demand categories	Number of commodities and primary inputs
S	16	14	49
M	43	14	100
L	191	136	602

Tables at aggregations S and M are presented in this volume. Some cells of the Make Matrix at aggregation M are confidential. These cells have been suppressed though industry totals and commodity totals have been preserved. However, complete Make Matrix (including confidential cells) has been used for the calculation of impact tables presented in this volume.

As noted, the Make Matrix (matrix of the values of commodity outputs), Use Matrix (matrix of the values of intermediate commodity inputs as well as primary inputs) and Final Demand Matrix are presented for each year. Chapter 1 gives the detailed conceptual framework of the Canadian Input-Output Tables, and contains a description of these matrices and their inter-connections; it also outlines the relationship of these Accounts to the System of National Accounts. Chapter 2 describes the sector, industry, commodity and final demand classification systems. The Appendix on Aggregation Parameters for the Input-Output Tables gives a listing of the industry and commodity and final demand detail at the L aggregation level and indicates the derivation of the various aggregations. This Appendix is thus complementary to Chapter 2. Chapter 3 discusses the special definitions used in the Input-Output Tables, noting the treatment adopted and the cases where such definitions differ from the ones used in the other subsystems of the Canadian System of National Accounts. Chapter 4 deals with the Input-Output Model and explains its specification in terms of the accounting framework used in the Canadian Input-Output Tables.

CHAPTER 1

The Accounting Framework

Input-Output Tables present the most detailed accounting of the Canadian economy available. Intelligent use of these tables depends upon an understanding of their structure and a knowledge of the accounting conventions used. This and subsequent chapters present such a description.

A schematic presentation of the accounting framework of the Canadian Input-Output Tables is given in Chart I, and the contiguous glossary contains definitions applicable to entries in the tables. These will be referred to throughout this chapter.

The framework of the Canadian tables bears a close relationship to the one described in the United Nations report *A System of National Accounts*.¹ The inputs and outputs of industries are presented in separate tables; both inputs and outputs are classified by commodity. Commodities are clearly distinguished from industries, the number of commodities exceeding the number of industries. The Canadian Input-Output Tables are rectangular rather than square.²

The Input-Output Tables for Canada contain two sets of interrelated accounts, the Commodity Accounts and the Industry Accounts. The former details the supply and disposition of individual commodities (goods and non-factor services). The latter details the commodity composition of the output of industries and the complete costs of production (including profits) of industries. These accounts are described below. While the Industry and Commodity Accounts treat the primary inputs and final demand, these entries are also described together in a separate section.

Commodity Accounts

As noted, the Commodity Accounts display the supply and disposition of each commodity. Submatrix V displays the production of each commodity produced by each industry, valued at producers' prices which are defined to be the selling price at the boundary of the producing establishments, excluding sales and excise taxes levied after the final stage of processing. (The total supply of each commodity includes not only the production of the commodity by domestic industries but also three of the final demand categories – imports, withdrawals from inventories and government revenue from the sales of goods and services.) As Input-Output analysis is con-

cerned with the technological relationships of production processes it is desirable to relate inputs to production rather than to shipments. Production equals shipments adjusted for withdrawals or additions of goods-in-process and finished goods from the producers' inventories. The treatment of inventory change is considered more extensively below in the description of the final demand categories.

The disposition of commodities by the various classes of transactors are shown in submatrices U and F. Submatrix U contains the use, on current account, by each industry of each commodity for the purpose of using it as an intermediate input in the production of other commodities. As implied above, it is an industry's consumption or use of a commodity which must be related to production. Thus entries here refer to amounts used, and not to purchases. Amounts purchased but not yet used show as additions to raw material inventories.

The total laid down cost of a commodity at the using establishment (the purchasers' prices) will often include for-hire transportation charges, trade margins (if the commodity passes through one or more trading establishments) and commodity taxes such as sales or excise taxes; these margins are an addition to the producers' price.

It is necessary to have a uniform basis of valuation for entries as the amounts of transportation charges, trade margins and commodity taxes included in purchasers' prices vary considerably from one purchaser to another. Thus the entries in submatrix U do not usually represent the actual transaction values (since these may include margins), but they represent estimates of the producers' values of the transactions. For-hire transportation charges and trade margins are treated as separate commodity inputs purchased from the industries producing those margins. Commodity taxes levied after producers' price stage and included in the purchasers' value are shown as inputs into the purchasing industry in the row entitled "Commodity taxes" (submatrix YI). Therefore the total costs of each industry include the full value of all transactions in respect of intermediate inputs.

Submatrix F contains the demand for each commodity by final demand category—personal expenditure, fixed capital formation, additions to (the value of physical change in) inventories, gross government expenditure on goods and services and exports. The three other columns in submatrix F are imports, withdrawals from (the value of physical change in) inventories and government revenue from the sales of goods and services. These three categories supplement the supply of goods and services produced by Canadian industries. Small amounts of goods and services are produced within the government

¹ *A System of National Accounts, Studies in Methods, Series F, No. 2, Rev. 3*, United Nations, New York, 1968.

² The rectangular format has two very important advantages over the traditional square format: (1) it admits as much detail as is available in the basic census sources; and (2) the meaning of each entry is straightforward because observed transactions are not combined with fictitious transfers. (See Anne P. Carter and Wassily W. Leontief "Survey of Current Business" July 1971, Number 7, Part II, p. 31.)

sector; for reasons noted in Chapter 2 the entities producing these goods and services are not classified as industries. The costs incurred in producing these goods and services are already included in gross government expenditure. Submatrices U and F include the use of commodities originating either as imports, as withdrawals from inventories, or as government-produced goods and services. Three adjustments are thus required — imports because they are extraneous to the production of Canadian industries, withdrawals from inventories because these were produced in an earlier period, and government revenues from sales of goods and services because the costs have already been fully accounted for in government gross expenditure — to effect equality with the output of domestic industries.

The methods of valuation and the treatment of transport, trade and commodity tax margins for commodities purchased by transactors in the final demand categories are identical to those employed for the intermediate demands of industries.

It is possible to present the exogenous sources of commodities, imports, withdrawals from inventories and government sales, as additions to production (extensions of the V matrix) rather than as adjustments to use (negative values in the final demand column vectors). The present formulation can be identified more easily with the traditional presentation in the Income and Expenditure Accounts, and this relationship will be developed below. In any case, for each and all commodities, total supply equals total disposition.

The Industry Accounts

The total output of each industry, classified by commodity, is shown in the industry's row of submatrix V. The inputs of each industry are shown in the industry's column which covers both submatrix U for intermediate inputs and submatrix YI for primary inputs. Submatrices U and V were discussed above under the Commodity Accounts.

The primary inputs in submatrix YI consist of net indirect taxes (commodity indirect taxes, plus other indirect taxes, less subsidies) wages and salaries, supplementary labour income, net income of unincorporated business and surplus.

The commodity indirect taxes represent the sum of commodity taxes levied beyond the producers' prices valuation level on the commodities used by each industry as intermediate inputs. (Commodity indirect taxes and other indirect taxes, paid by final demand categories and shown in matrix YF, are discussed below.) The principal taxes represented here are the federal manufacturers' sales tax, excise taxes and duties, provincial motor fuel taxes, provincial and municipal sales taxes, and the profits of provincial liquor commissions. Customs import duties, being part of the producers' values of imports, are not included. Other indirect taxes include property taxes and certain fees and licensing charges

treated as indirect taxes in the Canadian System of National Accounts. Government subsidies received by industries are treated as revenues and are shown as negative entries in the input vectors of the receiving industries. Wages and salaries cover all payments, including payments-in-kind such as board and lodging, to wage earners and salaried employees in Canada. It also includes payments such as commissions, bonuses, tips, directors' fees and taxable allowances. Wages and salaries are calculated on a gross basis, that is before tax deductions and the contributions of employees to unemployment insurance, pensions and other social insurance schemes. Bonuses, commissions and retroactive wage payments are included in the period when paid because of the difficulty of allocating these payments to the period when earned.

Supplementary labour income consists of other expenditures by employers on labour account which are regarded as payment for employees' services. Included here are employers' contributions to unemployment insurance, pension funds and other social insurance schemes.

The net income of unincorporated business includes the net earnings of working proprietors, single or in partnership, earnings from independent professional practice and the accrued net income of farm operators from farm production. It also includes the net rental income of persons from the rental of residential and non-residential property. Owner-occupants of housing are considered to be in business renting to themselves, and this imputed net rental income is also included here.

The entry surplus includes the profits generated by corporations and government business enterprises (before taxes and before dividends), all other investment income (interest, royalties) except the rental income noted above, capital consumption allowances for both the corporate and unincorporated sectors, the inventory valuation adjustment, described below, for non-farm inventories (the statistical techniques used to calculate net farm income preclude the necessity of an inventory valuation adjustment), and certain other valuation adjustments to correct the values reported from business accounting records to the requirements of the System of National Accounts.³

As noted, surplus includes profits before distribution, that is dividends are attributed to the paying, not the receiving industry; the interest element in surplus is treated in like fashion: interest payments form part of the surplus of the paying industry, rather than the receiving industry.

For each and all industries total outputs equal total inputs, intermediate and primary.

³ The concepts applying to all the elements of surplus are extensively described in System of National Accounts, Volume 3, *A Guide to the National Income and Expenditure Accounts* (Catalogue 13-549), Chapters 3 and 7.

CHART I

The Accounting Framework of Canadian Input-Output Tables

	Commodities	Industries	Final demand categories										Total
			PE	FCF	VPCW	VPCA	GGCE	X _D	X _R	Less M	Less GR		
Commodities		U	F										q
Industries	V												g
Commodity indirect taxes Other indirect taxes Less subsidies Wages and salaries Supplementary labour income Net income of Unincorporated business Other operating surplus		YI	YF										n
Total	q'	g'	e'										

Final Demand Categories

PE - Personal expenditure on goods and services
FCF - Fixed capital formation, business and government
VPCW - Value of physical change in inventories, withdrawals
VPCA - Value of physical change in inventories, additions
GGCE - Gross government current expenditure on goods and services
X_D - Domestic exports of goods and services
X_R - Re-exports of goods and services
M - Imports of goods and services
GR - Government revenue from sale of goods and services

Notation

V: is a matrix of the values of outputs
U: is a matrix of the values of intermediate inputs
F: is a matrix of the values of commodity inputs of final demand categories
YI: is a matrix of the values of primary inputs of industries
YF: is a matrix of the values of primary inputs of final demand categories
q: is a vector of the values of total commodity outputs
g: is a vector of the values of total industry outputs
e: is a vector of the values of total inputs (commodities plus primary) of final demand categories
n: is a vector of the values of total primary inputs (industries plus final demand categories)

GLOSSARY

Matrices

- V: is a matrix of the values of commodity outputs. In it, each row shows the distribution by commodity of the output of an industry; each column shows the distribution by industry of the output of a commodity. The data relate to domestic output only. The gross output of an industry is the aggregate value of goods and services produced and work done by the industry. It is equal to the value of industry's sales plus any increase (less any decrease) in the value of physical change in stocks of finished products and work in progress.
- U: is a matrix of the values of intermediate commodity inputs. In it, each row shows the distribution by industry of the input of a commodity, each column shows the distribution by commodity of the input of an industry.
- F: is a matrix of the values of commodity inputs of final demand categories: personal expenditure on consumer goods and services; fixed capital formation, business and government; value of physical change in inventories, withdrawals and additions; gross government current expenditure on goods and services; exports; imports; and government revenue from the sales of goods and services.
- YI: is a matrix of the values of primary inputs of industries. Primary inputs are those inputs which are not current outputs of other industries. These are indirect taxes, subsidies, wages and salaries, supplementary labour income, net income of unincorporated business and other operating surplus. (In this report, the term "other operating surplus" and "surplus" have been used interchangeably.)
- YF: is a matrix of the values of the primary inputs associated with final demand categories. These consist of indirect taxes, labour income, and depreciation which is part of surplus. The labour income includes wages and salaries and supplementary labour income paid by the government and personal sectors. The estimate of surplus (depreciation) relates to the government sector and non-profit institutions in the personal sector.

Industry - An industry is defined as a group of operating units (establishments) engaged in the same or similar kind(s) of economic activity, e.g., coal mines, clothing factories, department stores, laundries. In the Input-Output Tables only domestic industries which primarily produce goods and services for sale at a price which is normally intended to cover their cost of production are included; also included are entities, such as owner-occupants of housing and subsistence farming, which produce goods and services similar to and use processes and resources similar to typical industries even though they do not produce for market. Other entities, although listed in the Standard Industrial Classification, are not included as industries in the Input-Output Tables as they do not meet the above criteria; examples are most government departments, public hospitals, schools (except private) and universities.

Commodity - A commodity is defined as a good or service normally intended for sale on the market at a price designed to cover the cost of production.

Establishment - An establishment is defined as the smallest unit that is a separate operating entity capable of reporting all elements of basic industrial statistics - the main elements of input and output. It is typically a factory, mine, store, farm, airline, hotel or similar unit and in most cases it is a separate company.

Purchasers' prices - The cost of goods and services in the market to the point of delivery to the purchaser. The purchasers' price can vary with circumstances, e.g., where the purchaser picks up the commodity at the producer's point of shipment rather than having it hauled by a common or contract carrier at the expense of the producer.

Producers' prices - The selling price at the boundary of the producing establishment excluding sales and excise taxes levied after the final stage of processing; equals purchasers' prices less transport, trade and commodity indirect tax margins where applicable.

Primary Inputs and Final Demand

As is evident from Chart I, the discussion of the Commodity Accounts and the Industry Accounts covers most of the elements of primary inputs and final demand. However, it is useful to treat these categories concurrently. They represent the measures of Gross Domestic Product, and can be directly related to other parts of the System of National Accounts.

There is one small submatrix not yet described, YF. This contains elements of primary inputs purchased directly by final demand categories. These are discussed in turn.

It has already been emphasized that the output of commodities is valued at producers' prices, that is before the addition of indirect commodity taxes and other margins levied after the final stage of processing, and that entries are debited to the purchaser at this valuation, with the margins being accounted for separately. Thus when commodities are bought in final demand categories, the value of the indirect taxes (and other margins) payable on a commodity must be added to that commodity's column in each of the final demand categories to yield the purchaser's value, or the actual transaction value.

Custom import duty is added (if applicable) to the value of each imported commodity, to bring its valuation in line with the producers' prices. As this treatment inflates the value of total imports by the level of custom import duties, an offsetting adjustment equivalent to total value of import duties is made at the intersection of the import column and the commodity indirect taxes row.

Labour income in submatrix YF represents the wages and salaries, and supplementary labour income paid to persons employed in the personal and government sectors. This includes the employees of non-profit institutions, such as universities and labour unions, and the income of domestic servants and baby sitters in the personal sector, and all public servants in the government sector.

Surplus in submatrix YF reflects the depreciation on assets owned in the government sector and by non-profit institutions classified to the personal sector. Assets which are charged to fixed capital formation in these sectors are depreciated, such as buildings, roads, equipment, etc. All residential housing, even when owner-occupied, is classified to business, as noted, and thus depreciation on housing is part of the surplus of the appropriate industry in matrix YI, not YF.

With the description of all the submatrices, certain identities become apparent.

The total outputs of industries equal the total intermediate inputs of industries plus their total primary inputs.

The total outputs of commodities of industries equal the total intermediate inputs plus the total commodity inputs into the final demand categories.

Intermediate inputs being common, primary inputs of industries equal commodity inputs of final demand categories.

Adding primary inputs of final demand categories to both sides, we get:

- (a) primary inputs of industries and of final demand categories equal to,
- (b) commodity inputs of final demand categories plus primary inputs of final demand categories. (a) is called Gross Domestic Product and (b) is called Expenditure on Gross Domestic Product.

Some elaboration of the final demand categories was left for development in this section.

Personal expenditure on consumer goods and services represents the purchases of commodities as well as commodity taxes applicable thereto and the wages and salaries, and supplementary income of persons employed by the personal sector. The personal sector is defined to include not only individuals and families but also private non-profit organizations such as labour unions, religious organizations, universities and private clubs. Personal expenditure on consumer goods and services is divided into column vectors according to the purpose or function of the purchase, e.g., food, beverages and tobacco; clothing, footwear and accessories; medical care and health expenses; recreation, entertainment, education and cultural services; etc., with additional commodity detail under each heading.

Gross government current expenditures on commodities and primary inputs are classified according to level of government - federal and provincial and local. The accounting units of government, and therefore their expenditures, are grouped by main purpose, education, health, defence, and other government goods and services.

Gross fixed capital formation shows expenditures on construction commodities and on machinery and equipment commodities as well as the commodity taxes applicable and includes purchases by government and by business. Business capital outlays are further sub-divided into 40 industry groupings for construction and 39 groupings for machinery and equipment, with the groupings corresponding generally to the division level of the Standard Industrial Classification, with the manufacturing division presented by major group and the transportation, communications and other utilities division also presented in greater detail.

It was noted that where the production of a commodity exceeds its use in the accounting period, either as an intermediate input or in some final demand category, the balance shows as an addition to stocks, as raw material inventories when purchased as an intermediate input but not yet used, as goods in process or finished goods inventories, or as inventories of goods purchased for resale. Similarly when use exceeds production in the accounting period, the balance shows as withdrawals from stocks in the same categories. Withdrawals from stocks are a source of supply of a commodity, and are shown in a separate column. This distinction has some importance when using Input-Output Tables for model building, and is discussed in Chapter 4.

The valuation of inventories presents special problems because firms employ a variety of accounting methods. In periods of changing prices, firms may report changes in the book values which do not reflect changes in the quantities held of a commodity. These gains or losses on inventory account are not appropriate when valuing the production or use of a commodity in the current period. Thus, where changes have occurred in the prices of the relevant commodities, the opening and closing stocks of these commodities in the period of account are revalued. The change in stocks of commodities so valued is called the "value of physical change in inventories", and it is this value which is entered in the final demand categories. The difference between the value of physical change and the change in book value is called the "inventory valuation adjustment". This is an adjustment implicitly included in the item "surplus".

Exports are classified by commodity. As with other elements of commodity demand, the valuation of exports is at producer prices.⁴

There is no precise value for imports which corresponds conceptually to the producers' values used for domestic products. International Input-Output practice suggests that imports should be valued at the border of the importing country inclusive of import duties (i.e., including all charges involved in conveying the imports to the border plus import duties). These are the measurable import values which, under a system of relatively competitive pricing, are likely to correspond to domestic producers' values. Hence, the producers' values of imports are defined to be imports c.i.f.⁵ the Canadian border plus import duties.⁶ The value of import duties is shown with sign reversed, at the intersection of the imports column and the commodity indirect taxes row.

⁴ Trade of Canada statistics value exports free on board the point of consignment for export. Often this level of valuation coincides with the producers' level but in some cases estimates of transportation and trade margins had to be subtracted from Trade of Canada values, particularly when the exporter was not the original producer of the commodity, in order to express exports at producers' values.

⁵ Cost, insurance and freight.

⁶ To express imports c.i.f. the Canadian border, it was necessary to estimate the transportation and insurance charges involved in conveying each commodity to the Canadian border because Canada's trade statistics ordinarily value imports f.o.b. the last point of shipment in the country of export.

Government sales of goods and services represent payments by industries and final demand sectors for services produced within the government sector. In addition to certain registration fees, licenses and similar charges not treated as indirect taxes in the System of National Accounts, such payments as harbour fees, municipal water charges, airport landing fees and tuition charged by educational institutions in the government sector are included.

The Input-Output Accounts and Their Relationship to the System of National Accounts

Input-Output Tables form part of the broader System of National Accounts which includes (in addition to Input-Output Tables) the Income and Expenditure Accounts, the Indexes of Real Domestic Product by Industry, Productivity Studies, the Financial Flow Accounts, the Balance of International Payments and, potentially, balance sheets showing the assets and liabilities of the economy. The System of National Accounts was originally developed to satisfy the need for consistent and comprehensive measures of economic activity. As demands for data for economic analysis have grown over the years, the conceptual framework has been extended and refined; at the same time flows of data have been established to fill in the System through the exploitation of existing sources of information, the development of new sources, and the design of new estimating techniques.

The best known Accounts⁷ of the System are the Income and Expenditure Accounts which were designed, in the main, to provide current and comprehensive, though relatively aggregative measures of the output of the economy in two ways: (1) as the value of the "final" expenditure on goods and services by the various sectors of the economy, less total imports of goods and services, and (2) as the income accruing to (or costs of) primary factors of production engaged in the production process plus certain non-factor costs such as depreciation and indirect taxes. The relationship between these approaches was explored in the preceding section.

The items of final expenditure are identical in both the Income and Expenditure and the Input-Output subsystems. On the Gross Domestic Product side, the Input-Output breakdown of primary inputs is less detailed. Chart II compares components of Gross Domestic Product as calculated from the Income and Expenditure Accounts with the corresponding items in the Input-Output format.

The Input-Output Tables, and the estimates of Gross Domestic Product derived from them, use somewhat different statistical sources than the Income and Expenditure Accounts. Notwithstanding the different approaches used, the estimates of Gross Domestic Product for the economy as derived from the Input-Output Accounts very closely approximate those in the Income and Expenditure Accounts.

⁷ See *A Guide to the National Income and Expenditure Accounts*, op. cit.

CHART II

Comparison of Components of Gross Domestic Product

GROSS DOMESTIC PRODUCT	GROSS DOMESTIC PRODUCT
Income and Expenditure Accounts	Input-Output Format
(Consolidated Production Account. Primary expenses arising from Domestic Production)	
1. Wages, salaries, and supplementary labour income and military pay and allowances	Wages and salaries Supplementary labour income
2. Net income of non-farm unincorporated business	Net income of unincorporated business
3. Accrued net income of farm operators from farm production	
4. Profits and other investment income	Other operating surplus
5. Inventory valuation adjustments	
6. Capital consumption allowances and miscellaneous valuation adjustments	
7. Indirect taxes	Commodity indirect taxes Other indirect taxes
8. Deduct subsidies	Deduct subsidies
9. Residual error of estimate ¹	
Gross Domestic Product at Market Prices	Gross Domestic Product at Market Prices

¹ To balance the Income with the Expenditure estimate, Gross National Product Division allocates half of the residual error of estimate to the Income side of the Account and the other half to the Expenditure side of the Account. Because "Income" must balance with "Expenditure" in the Input-Output framework, there is no residual error in the Input-Output Account.

The notable difference in the two subsystems is in the estimation of surplus. In the Input-Output Accounts, the data are derived from establishment-based surveys, such as annual Census of Manufactures, and surplus is essentially calculated in the context of a balance between inputs and outputs. In the estimate of the components of surplus for Income and Expenditure Accounts, the data sources are surveys of companies, principally taxation statistics. The use of the different statistical reporting unit yields differences in industrial allocations.

On the expenditure side, there are some minor differences in the estimates of current government expenditure, exports and imports, inventories and personal expenditure. The differences in the estimates of current government expenditure and exports and imports are de-

finitional. One example of a definitional difference is the treatment of research grants for defence which are treated as transfer payments in the Input-Output Accounts but as purchases of government services in the Income and Expenditure Accounts. In imports and exports, transfers of funds by trade unions, and sweepstakes are treated as transfers in Input-Output Accounts and as sales/purchases of goods and services in Income and Expenditure Accounts.

The valuation of physical change of inventories presents difficulty in both the Input-Output and the Income and Expenditure Accounts. There is a lack of data on the valuation practices as well as on the commodity content of inventories. The two subsystems use different techniques for measuring value of physical change of

inventories (VPC). For example, in the Income and Expenditure subsystem, value of change of inventories, in 1966, is equal to closing inventories in 1966 less closing inventories in 1965. In the Input-Output subsystem, VPC of inventories equals closing inventories in 1966 less opening inventories in 1966. The closing inventories of 1965 differ from the opening inventories of 1966 because of: classification changes; changes in the basis of valuation; and births and deaths of establishments.

Consumer expenditure estimates in the Input-Output Accounts are principally derived through commodity balances; whereas, in the Income and Expenditure Accounts, such estimates are made on the basis of retail trade surveys, surveys of service trades and other independent sources.

The Income and Expenditure Accounts show as a separate entry the residual error of estimate, a measure of the statistical discrepancy between the "income side" and the "expenditure side". In the Input-Output Tables, where each Industry and each Commodity Account must balance, there can be no such discrepancy.

Input-Output Tables at constant prices can also be related to the "constant dollar" tables from the Income and Expenditure Accounts and to the Indexes of Real Domestic Product. Such constant price Input-Output Tables have been prepared. *The Input-Output Structure of the Canadian Economy in Constant 1961 Prices, 1961-71*, (Catalogue 15-507E) presented the data contained in *The Input-Output Structure of the Canadian Economy, 1961-71* (Catalogue 15-506E) valued at constant 1961 prices, and the data in the publication at hand will shortly be presented, valued at constant 1971 prices, in the forthcoming publication *The Input-Output Structure of the Canadian Economy at Constant 1971 Prices, 1961-74*. These publications describe the relationship of the constant price Input-Output Tables to other constant price data in the System of National Accounts as well as describing the methodology used to calculate the constant price Input-Output tables.

Gross Domestic Product and Expenditure on Gross Domestic Product in the Input-Output Tables

As noted, both Gross Domestic Product and Expenditure on Gross Domestic Product form part of the

Input-Output Tables. Expenditure on Gross Domestic Product is an expressly articulated vector in the Final Demand Matrix. For example, for the year 1974, the total of the last column of the 1974 Final Demand Matrix (at aggregation - S) i.e., Table 120, is \$150,204 million. This is the total for Expenditure on GDP at market prices for 1974. (The same value at aggregation - M can be read as the total of the last column of Table 124). The totals of the other columns in the Final Demand Matrix present Expenditure on Gross Domestic Product by the categories of final demand, with the rows representing the commodity composition of such expenditure.

Gross Domestic Product at market prices equals the sum of: (i) GDP at factor cost originating in industries, (ii) GDP at factor cost originating in final demand categories, (iii) net indirect taxes of industries and (iv) net indirect taxes of final demand categories. Using 1974 Input-Output Tables at aggregation - S as an example, data from the Use Matrix and the Final Demand Matrix must be combined. From the last column "Total Industries" of Table 119 add the entries for row 47, labour income (\$59,743 million), row 48, net income unincorporated business (\$11,444 million) and row 49, other operating surplus (\$36,848 million), giving GDP at factor cost of \$108,035 million in industries. From the last column, "Final Expenditure on GDP" of Table 120, combine the values for row 47, labour income (\$21,545 million) and row 49, other operating surplus (\$2,367 million) yielding GDP at factor cost of \$23,912 million in final demand categories. Net indirect taxes in industries (\$6,682 million) is shown as the entry for row 46 in the last column, "Total Industries" of Table 119. Similarly the entry for row 46 in the last column, "Final Expenditure on GDP" of Table 120 gives the indirect taxes of \$11,575 million in final demand categories. Thus, for the year 1974, Gross Domestic Product at market prices is \$150,204 million (\$108,035 million plus \$23,912 million plus \$6,682 million plus \$11,575 million). The same values can be read at aggregation - M. GDP at factor cost in industries is the sum of the entries for rows 97 through 100 in the last column "Total Industries". GDP at factor cost in final demand categories is the sum of the entries for rows 97, 98 and 100 in the "Final Expenditure on GDP" column. The sum of entries for rows 95 and 96 in the "Total Industries" column gives net indirect taxes in industries. Net indirect taxes in final demand categories can be read as the entry for row 95 in the "Final Expenditure on GDP" column.

These tabulations for all years are summarized in the following table.

Gross Domestic Product from Input-Output Tables

	GDP at factor cost, industries	GDP at factor cost, final demand categories	Net indirect taxes, industries	Net indirect taxes, final demand categories	GDP at factor cost, total economy (1 + 2)	GDP at market prices, total economy (1 + 2 + 3 + 4)	Expenditure on GDP at market prices
	(1)	(2)	(3)	(4)	(5)	(6)	(7)
	millions of dollars						
1961	30,544	4,988	2,199	2,639	35,532	40,370	40,370
1962	33,066	5,426	2,432	3,014	38,492	43,938	43,938
1963	35,404	5,860	2,632	3,082	41,264	46,978	46,978
1964	38,356	6,413	3,033	3,409	44,769	51,211	51,211
1965	42,350	7,018	3,462	3,822	49,368	56,652	56,652
1966	47,013	8,078	3,728	4,302	55,091	63,121	63,121
1967	49,458	9,535	4,202	4,650	58,993	67,845	67,845
1968	53,478	10,852	4,721	4,941	64,330	73,992	73,992
1969	58,718	12,447	5,222	5,500	71,165	81,887	81,887
1970	61,744	13,943	5,656	5,692	75,687	87,035	87,035
1971	67,717	15,481	6,047	6,243	83,198	95,488	95,488
1972	75,616	17,357	6,588	7,288	92,973	106,849	106,849
1973	90,488	19,672	7,117	8,481	110,160	125,758	125,758
1974	108,035	23,912	6,682	11,575	131,947	150,204	150,204

Source: Column (1) is from the input matrix; it is the sum of the entries for rows 47, 48 and 49 in the last column "Total Industries" at aggregation - S and similar sum of the entries for rows 97 through 100 at aggregation - M. Column (2) is from the final demand matrix; it is the sum of the entries for rows 47 and 49 in the last column "Final Expenditure on GDP" at aggregation - S and similar sum of the entries for rows 97, 98 and 100 at aggregation - M. Column (3) is from the input matrix; it refers to the entry for row 46 in the last column "Total Industries" at aggregation - S and it equals the sum of the entries for rows 95 and 96 in the similar column at aggregation - M. Column (4) is from the final demand matrix; it refers to the entry for row 46 in the last column "Final Expenditure on GDP" at aggregation - S and the entry for row 95 in the similar column at aggregation - M. Column (7) is from the final demand matrix; it is the Total of the column "Final Expenditure on GDP" from either aggregation - S or aggregation - M.

CHAPTER 2

Classification Systems

This chapter describes the sector, industry, category of final demand and commodity classification systems of the Input-Output Tables.

Sectoring

The Production and Expenditure Accounts of the System of National Accounts are divided into four groups of transactors or sectors—business, government, personal and non-resident. The business sector encompasses transactors who produce commodities for sale at a price calculated to cover costs and yield a profit. The personal sector is essentially concerned with the transactions of members of the community in their capacity as final consumers. The government sector is focused around the transactions of public authorities (all three levels of government) as they relate to taxation and public expenditures. All three sectors noted effect transactions with non-residents as well as each other and the fourth sector, non-residents, provides for these transactions.

The Business Sector

The business sector of the Input-Output Tables is sub-divided into industries which are defined according to the Standard Industrial Classification (S.I.C.).¹

The S.I.C. is a system for classifying accounting units which are known as establishments. Although this system provides for the classification of all establishments in the economy, in the Input-Output Tables only establishments in the business sector are classified by industry. Some S.I.C. industries are composed of establishments which do not belong in the business sector; for example, churches, which are part of the personal sector, are classified in the S.I.C. to Industry 831—Religious organizations. Other S.I.C. industries have establishments in the business sector and in one or both of the government and personal sectors.

The S.I.C. is a classification of establishments; it is not a classification of enterprises, firms, activities or commodities. "For statistical purposes, the 'establishment' is defined as the smallest unit which is a separate operating entity capable of reporting all elements of basic industrial statistics. This means that for purposes of industrial surveys, data are gathered from the most

homogeneous units that maintain accounts which permit them to report on their main elements of input and output."²

In the business sector, the establishment must be distinguished from the firm, which is the legal entity. Typically, the establishment is the mine in mining, the plant in manufacturing, the store in retail trade, etc. The majority of firms have only one establishment but many firms, particularly the larger ones, have more than one establishment. The establishments of a multi-establishment firm may or may not be classified to the same S.I.C. industry.

At the L level of detail (191 industries) many Input-Output industries correspond to S.I.C. industries at the "three-digit" level of the S.I.C., while others represent groupings of S.I.C. industries. As noted above, Input-Output industries include only establishments in the business sector.

Government Enterprises and the Government Sector

Establishments in the government sector are grouped according to purpose or function (health, education, etc.). These groupings correspond closely, although not precisely, to S.I.C. industries.

Certain Crown corporations, departments, boards, commissions and other agencies of federal, provincial and local governments are considered to be "government enterprises". In the Production and Expenditure Accounts of the System of National Accounts, their activities are classified in the business sector. Principles have been established for distinguishing between government sector activities and government enterprises:

"Services of a general nature such as protection of persons and property, health and social welfare, education and public works, are common to all levels of government and are usually financed out of ordinary revenue or funds repayable out of ordinary revenue. Nominal fees are charged for some general community services, but for the most part there is no direct relationship between the taxes and levies paid by an individual, and the use or benefit the individual derives from the service."³

The government activities involved in providing such services are included in the government sector of the Input-Output Accounts.

² *Ibid.*, p. 8.

¹ *Standard Industrial Classification Manual, 1960* (Catalogue 12-501).

³ *Federal Government Enterprise Finance, 1971* (Catalogue 61-203) p. 17.

"Certain other activities of government, however, have quite different characteristics, in that they involve the production of economic goods and provision of services for sale, at a price to the consumer which is intended to compensate wholly or largely for their costs and, in some cases yield a profit. These activities are usually carried out by a Crown corporation or special agency of the government having specific powers and being subject to varying degrees of financial control by the government and of public accountability. Capital funds are made available by direct loans and advances from government, share capital subscribed by government, or by borrowings, other than from government but usually guaranteed by government."⁴

The activities of government enterprises are included in the business sector and are classified to the appropriate Input-Output industries. Examples of federal government enterprises are: the Canadian National Railways System; Canadian Arsenal Ltd.; the Export Credit Insurance Corporation; the Canadian Wheat Board; the St. Lawrence Seaway Authority; the Prince Edward Island Car Ferry service.⁵

The Personal Sector

The personal sector includes not only households, but private non-profit institutions such as private religious and welfare organizations, private clubs, and labour unions.

Households are final consumers; by definition, they do not produce commodities. Where individuals and families engage in production which is to be counted as part of the domestic product, the value (cash or imputed) of the output and the related estimates of inputs (including net income) are transferred to the appropriate industry in the business sector; for this portion of their activities, the individuals and families become unincorporated business entrepreneurs. (An exception to this procedure is made for domestic servants and baby sitters directly employed by households. They are not included in the business sector; rather, their wages and salaries are shown as direct payments of households.) One of the most important applications of this principle is for owner-occupants of dwellings who are treated as business entrepreneurs in the ownership and repair of their dwellings. In the Systems of National Accounts, a rent is imputed for these dwellings which the individuals, as entrepreneurs, "rent" to themselves as households; the value of new construction of such buildings (including additions and major repairs) is included in business gross

fixed capital formation. Thus owner-occupied dwellings are treated symmetrically with dwellings for which cash rents are paid.

The treatment of commodities produced and sold by private non-profit institutions can be noted and compared with such activities in the government sector. The values of the outputs of commodities produced and sold by the government sector are entered as negative government expenditures; this has the effect of adding to the supply of these commodities. There are no comparable estimates for the commodities which are produced and sold by private non-profit institutions. Sales of such goods and services to households are treated as intra-sector transfers and are, therefore, implicitly ignored.⁶ Thus the personal sector is treated as a direct purchaser of the items comprising the expenses of private non-profit institutions (commodities at producers' prices, commodity taxes, indirect taxes, and wages and salaries of employees).

By convention, expenditures of personal sector are current; there are no distinctions among expenditures on current account, expenditures on gross fixed capital formation and inventory change as in the business sector.⁷ However, for analytical purposes personal expenditures are classified as "durable goods" (automobiles, refrigerators), "semi-durable goods" (clothing), "non-durable goods" (food) and "services" (haircuts, restaurant meals).

The Non-residents Sector

A clear distinction must be made between resident (domestic) and non-resident (foreign) establishments on the one hand, and resident and non-resident individuals on the other. The output of the Canadian domestic economy is produced by Canadian domestic establishments which, in most instances, can be identified by the fact that they are located within the geographic boundaries of the country. The net domestic product at factor cost represents the incomes accruing to the primary factors of production employed by domestic establishments, regardless of the country of residence of those factors. Thus, if a Detroit resident commutes to his job in Windsor, his wages earned in Windsor are part of Canadian domestic product.

Canadian exports on a domestic basis are the sales of goods and services by Canadian domestic establishments to non-residents, that is, to foreign establishments

⁴ *Ibid.*, p. 17.

⁵ For a listing of federal and provincial government enterprises and the relationship of their accounts to the Income and Expenditure Accounts, refer to *Federal Government Enterprise Finance* (Catalogue 61-203), Annual and *Provincial Government Enterprise Finance* (Catalogue 61-204), Annual.

⁶ The two exceptions are the rental revenues earned by the universities and the revenues from the sale of meals and profit margins on alcoholic beverages by private clubs. Negative entries for these revenues are made in the "producing" categories and positive entries for the same amounts are made in the "using" categories of personal expenditure on goods and services.

⁷ The purchase of durable goods by all private non-profit institutions (religious and welfare organizations, universities, private clubs, trade unions) is treated as business capital formation. Unlike owner-occupied housing, no rental return is imputed in these cases.

and to non-resident individuals; included, therefore, are such transactions as sales of food, accommodation and motor fuel to non-resident salesmen and tourists in Canada. Conversely, Canadian imports on a domestic basis are the sales by foreign establishments to Canadian domestic establishments and Canadian resident individuals.

Industry, Commodity and Final Demand Classifications

The annual tables for all years use the same industry, category of final demand and commodity classification. At the L aggregation level of detail, the entire system has been balanced with 191 industries, 136 categories of final demand and 595 commodities. In addition, there are seven primary inputs – wages and salaries, supplementary labour income, net income of unincorporated business, other operating surplus, commodity indirect taxes, other indirect taxes and subsidies.

Three tables are prepared for each year (1) Make Matrix, (2) Use Matrix and (3) Final Demand Matrix. These tables at the L aggregation level of detail contain many entries which are confidential under the provisions of the Statistics Act. The data in the Input-Output Tables are prepared at three levels of aggregation:

Designation of aggregation	Number of industries	Number of final demand categories	Number of commodities and primary inputs
S	16	14	49
M	43	14	100
L	191	136	602

The tables at aggregation level S and M along with a descriptive text are presented in this volume. Many cells for Make, Use and Final Demand Matrices are confidential at the L level of detail. Note that all the three aggregations S, M and L are hierarchical. One can derive S from M, M from L and L from the worksheet level of detail.

The Input-Output Industry Classification (IOIC)

The list of 191 industries at the L level of detail is shown in the Appendix. These industries have been defined in terms of the Standard Industrial Classification (Catalogue 12-501). The two levels of aggregation S and M are defined in terms of the L aggregation sequential numbers.

Categories of Final Demand

The final demand sector includes 136 categories: 40 categories of consumer expenditure, 39 categories of machinery and equipment, 40 categories of construction, six categories of government gross expenditures, six categories of government sale of goods and services, two categories of inventories, two of exports and one of imports.

The 40 categories of consumer expenditure are exactly the same as appear in the annual Income and Expenditure Accounts produced by the Gross National Product Division. The 40 categories of construction and the 39 categories of machinery and equipment are aggregatable to the Income and Expenditure Accounts, Gross Fixed Capital Formation, separately for government and business. See final demand aggregation S and M. Six categories of government (education, hospital, defence, other federal, other provincial and other municipal) for both gross current expenditure and sale of goods and services permit aggregation to Net Government Current Expenditure in the Income and Expenditure Accounts. The two categories of inventories have to be added to compare with the Income and Expenditure Accounts VPC. The two exports, domestic exports plus re-exports, add to Income and Expenditure Accounts Exports.

The Input-Output Commodity Classification (IOCC)

The Input-Output commodities at the S and M levels of aggregation are defined in terms of the L aggregation sequential numbers in the Appendix: Aggregation Parameters for the Input-Output Tables.

CHAPTER 3

Some Special Definitions in the Input-Output Tables

The Input-Output Accounts are a subsystem of the Canadian System of National Accounts. As such they are subject to the same conventions as apply in the other parts of the System. Each part of the System has a particular role to play, and thus the emphasis and the structure can vary between the parts.

The Input-Output Tables present the System in considerable detail, with 191 industries, 595 commodities, 136 categories of final demand and seven primary inputs. These dimensions impose some constraints, usually for statistical reasons, in the application of the appropriate definitions. This chapter discusses some of these problems as well as describing concepts and approaches that apply across the System.

Outputs

General

While there are some items which are treated in a distinctive way in the calculation of Input-Output Tables, it must be emphasized that Input-Output Tables accord very closely to the Income and Expenditure Accounts and, when adjustment is made for price changes, with the Indexes of Real Domestic Product by Industry.

The basis of the measurement is production in the current period, not shipments. Inventory change adjusts shipments to production, and if intervening price change results in a gain (or loss) on the sale of stocks produced in some previous period, such gains are not reflected as output. Another case where shipments or sales do not reflect the output of the current period arises in transactions in used goods. The value of these goods was counted when they were produced, and must not be counted again. If these used goods pass through trade channels, then the service performed by the merchant, or the trade margin, is counted. Normally sales of used goods are between transactors in the same sector, most often the personal sector, and no entries appear in the accounts except for the margins where applicable. When these transactions cross sector boundaries some entries are required, although the net effect is no increase in output, except for margins. The commodities traded as used goods are almost invariably classified as assets in the business sector, typically used vehicles. These commodities would be included in the appropriate category of personal expenditure, with an offsetting, negative entry in business capital formation.

There are some elements of output not normally found as such in the accounting records of firms. Tips and gratuities represent a payment for services, albeit voluntary, and must be added to the output of the producing establishment. Income-in-kind is in effect a short

circuiting of normal market transactions, as in the case of board or lodging-in-kind, and farm consumed farm produce. Imputations are made to record the value of these commodities as output, and as consumption by the recipient.

Financial Institutions

It was noted in Chapter 1 that surplus is a measure before payment of interest and dividends; in other words interest and dividends are a distribution of earnings rather than a payment for a commodity. This convention gives rise to difficulties when measuring the production of financial intermediaries, particularly banks, where, from the point of view of those institutions, interest income is analagous to operating revenue. The average rate of interest on deposits is normally lower than on loans, and the application of national accounting conventions would result (without imputation) in small or even negative Gross Domestic Product for such financial institutions. However, these institutions do provide administrative, advisory and other management services to lenders and borrowers, and part of the costs of providing these services is subsumed in the interest rate differentials. Of course a number of specific charges for services are made, and these are recorded as output. However cognizance is taken of the charges for services "buried" in the interest rate differentials, and imputations are made to include the value of these services in the output of financial institutions. The basis of the imputation for banks is as follows:

- (a) It is assumed that the cash interest paid by banks to its depositors is lower than the pure interest involved, in lieu of making explicit banking service charges to depositors; the estimate for interest paid by the banks and received by depositors is raised, the offset being an imputed service output of the banks which is "purchased" by their depositors.
- (b) It is assumed that the cash interest received by the banks from their borrowers is higher than the pure interest involved, in lieu of making explicit banking service charges to borrowers; the estimate for interest received by the banks and paid by borrowers is reduced, the offset being an imputed service output of the banks which is "purchased" by their borrowers.

In comparison with an initial Gross Domestic Product calculation made before these imputations, the adjustment has two effects. It increases the total Gross Domestic Product of the economy to the extent that the imputed service charges are allocated to the final demand sector. It results in a shift in Gross Domestic Product from other industries to the banks to the extent that the imputed service charges are allocated to those industries.

Wholesale and Retail Trade

In analyzing economic interdependence, it is necessary to maintain the link between the original sources of supply of a good (that is, domestic industries or imports) and the intermediate or final consumer of the good. To this end, the wholesale and retail trade industries are not shown as consumers of the goods which they purchase nor as producers of those which they sell; rather, their trading outputs are defined as the gross margins on goods traded, with the inputs defined accordingly. This definition of trade output thus represents sales less the cost of goods purchased for resale. Thus goods are shown as being routed directly from producers to users, with users shown as buying trade margins separately and not as part of the value of goods purchased.

In the Input-Output commodity classification, the wholesale and retail margins refer to the industry producing the margin and not to the type of transaction. Thus if a wholesale establishment makes a retail type of sale to a household, the margin generated is treated as wholesale. Similarly the margins generated from wholesaling activity of retail establishments are treated as retail margins. Trade margins arising in a non-trade area were classified as retail or wholesale depending on the nature of the activities of these establishments. Trade margins arising in forestry, mining, manufacturing and storage industries were considered to be wholesale, while trade margins arising in other industries were treated as retail.

Construction¹

The Input-Output "construction industry" represents total contract and own-account construction activity (ex: contract drilling) as published in *Construction in Canada*. Contract drilling was routed as a direct commodity flow of mine services to capital expenditure rather than through the construction total activity vector.

The separation of own-account construction activities from establishments not classified to construction industry as in the S.I.C. represents a departure from a total activity establishment basis. The allocation of inputs necessitated having a single construction total activity vector. There is no complete value detail on materials, services and primary inputs available for construction contractors, and own-account producers. It is possible, for example, to route a commodity such as ready-mix concrete to a total construction vector but not to distribute as inputs to specific producers since this input detail is not available from the producers of construction activity.

The construction industries as represented in the S.I.C. were not explicitly represented since production and input universe control totals and sufficient commodity input detail were not available. Sub-contract sales of special trades to general contractors are netted out of the production and input side since materials, services and primary inputs are routed directly to the total construction activity vector.

The removal of the own-account production of new and repair construction from each industry also required removal of the corresponding inputs from each industry. A total value of materials and a value of labour income was removed from each industry and included in the construction industry total activity column. Thus there is a shift of materials and labour income from industries producing own-account construction to construction activity. The measure of this shift as it relates to labour income for the year 1971 is shown in the table on page 25 where the Input-Output labour income for each non-construction industry is less than the comparable total activity basis by the amount of labour income for own-account construction.

The removal of the own-account production of new and repair construction from each industry also required removal of the corresponding inputs from each industry. A total value of materials and a value of labour income was removed from each industry and included in the construction industry total activity column. Thus there is a shift of materials and labour income from industries producing own-account construction to construction activity. The measure of this shift as it relates to labour income for the year 1971 is shown in the table on page 25 where the Input-Output labour income for each non-construction industry is less than the comparable total activity basis by the amount of labour income for own-account construction.

Base Metal Mining and Related Smelting and Refining

In Canada, a high degree of vertical integration occurs between the major non-ferrous metal mines and the smelting and refining industry, that is, two or more of these activities are carried on as one integrated operation. An integrated mine establishment may ship to a smelter and/or refining establishment of the same company. In the Census of Mining the outputs of such integrated mine establishments are defined to be the gross value of smelted and refined metals. The input side of such integrated mines contains an expense item relating to the custom and refining charges of smelters and/or refiners. The related integrated establishments primarily engaged in smelting and refining of non-ferrous metals are included in manufacturing (S.I.C. 295). The output of these integrated smelters is to be reported in the Census of Manufactures, as a custom smelting and refining service provided to the mines. Non-integrated mine establishments may ship ores and concentrates for export or to domestic integrated smelters and/or refineries as a sale of ores and concentrates or on a custom basis similar to integrated mine establishments. The Census of Mines production valuation has standardized all mine valuation by uniformly valuing all ores and concentrates, domestic and export, at a gross level of valuation. Matching smelting and refining charges are included on the input side of the mines.

¹ *Construction in Canada, 1972-74* (Catalogue 64-201)p. 5.

Construction is defined as the creation, renovation, repair and demolition of immobile structures and the alteration of the natural topography of the ground.

Construction activity consists of the output of the construction industry plus the output of construction labour forces in other industries.

The **construction industry** is defined as the work performed by establishments primarily engaged in construction on a contract basis. Contract construction in the construction industry is executed by general contractors and special trade contractors.

**Labour Income Comparison Between Input-Output and Income and Expenditure
Sub-systems, 1971**

	I-O labour income			Add: Adjustment for own account construction		Total (1) to (5)	Total I-E labour income	I-O less I-E
	Business sector	Govern- ment sector	Personal sector	Business sector	Govern- ment and personal sectors			
	(1)	(2)	(3)	(4)	(5)	(6)	(7)	(8)
	millions of dollars							
Agriculture	372	-	-	20	-	392	392	-
Forestry	491	84	-	11	-	586	586	-
Fishing and trapping . .	52	-	-	-	-	52	52	-
Mines, quarries and oil wells	1,239	25	-	64	-	1,328	1,328	-
Manufacturing	13,011	6	-	69	1	13,087	13,087	-
Construction: Industry	4,268	99	-	-	-	4,367	4,367	-
Own account	587	341	5	- 587	- 346	-	-	-
Transportation	2,757	405	-	192	-	3,354	3,354	-
Storage	143	-	-	1	-	144	144	-
Communication	1,273	3	-	80	-	1,356	1,356	-
Other utilities	557	104	-	142	-	803	803	-
Wholesale trade	2,870	-	-	-	-	2,870	2,870	-
Retail trade	3,930	-	-	1	-	3,931	3,931	-
Finance insurance and real estate	2,765	3	-	3	-	2,771	2,771	-
Community business and personal services	3,689	6,475	1,963	4	16	12,147	12,147	-
Public administration and defense	-	4,919	-	-	329	5,248	5,248	-
Total	38,004	12,464	1,968	-	-	52,436	52,436	-

Note: As I-O routed all construction to the business sector, I-O business sector total equalled \$38,436 million; the difference of \$445 million was due to the labour income of the government and personal sectors construction.

The Input-Output treatment of mine production involves placing a value on the production of the mine establishment at the ore and concentrate stage. This valuation is the net value of metals paid for, which is obtained by deducting the matching smelting and refining charges from the gross values of metals paid for. This level of valuation is consistent with Trade of Canada exports and imports which are to be valued at the ore and concentrate stage. The domestic net value of ores and concentrates routes as an input to the smelting and refining industry.

The domestic smelter and refinery production data from the Census of Manufactures reflects a mixture of different transactions, since some produce only custom work while others input and output metals as goods purchased for resale (GPRS), etc. The Input-Output treatment considers smelters and refiners as producers of metals, which are the actual physical

commodities emanating from these establishments. These metals may be produced from domestic, imported ores and concentrates, and purchased scrap. The level of valuation of such metals is after the smelting and refining stage.

Real Estate Rents

Gross real estate rents received by an establishment in the corporate sector of an industry are counted as part of the output of that industry, and the "net rent" (gross rents less operating expenses) as part of the other operating surplus of that industry.

On the other hand all real estate rental activity in the unincorporated sector is classified to the finance, insurance and real estate industry; the gross rents form part of the output and net rents part of the surplus of that industry. This different treatment of rental activity

as between corporations and unincorporated business, which is common to all parts of the System of National Accounts, arises because of data constraints and the resulting estimation methods.

Of course the imputed rental transactions in respect of owner-occupied residential dwellings are classified to the finance, insurance and real estate industry.

As is evident from the above section on construction all new and repair construction activities in respect of real estate are classified to the construction industry.

Dummy Industries and Dummy Commodities

In addition to S.I.C. industries, the Input-Output Accounts have established eight dummy industries and an equal number of dummy commodities. The "dummy industry" is a technique for routing groups of commodities as inputs into industries when the precise commodity content is unknown. While establishments report most of their commodity inputs in considerable detail, some inputs can be reported in catch-all categories such as office supplies, laboratory supplies, advertising expenses, etc. Each of these categories includes many Input-Output commodities. The information required to estimate, for each industry, the detailed commodity content of these categories of inputs is not available. These inputs were, therefore, handled through the device of "dummy commodities" and "dummy industries". Following the example of office supplies, a dummy commodity called "office supplies" was created. A corresponding dummy "office supplies" industry was also created with an output equal to the use by all transactors of the commodity "office supplies". This mechanism obviated the need of estimating the commodity content of office supplies for each industry and it remained only to estimate the commodity inputs (content) of the dummy office supplies industry. This was done by routing appropriate values of paper, envelopes, paper clips, etc., to this industry.

Dummy commodities were not routed to final demand except to the government sector and the non-profit institution component of personal expenditure categories. Thus the paper, envelopes, paper clips, etc., delivered to the other final demand categories do not appear under office supplies but are recorded separately.

The analytical implication of the technique is that under the assumption of industry technology, the detailed composition of a particular dummy commodity used by each industry is in proportion to the commodity and tax inputs of the corresponding dummy industry. The content of office supplies dummy has been explained above. A brief description of the content of other dummy industries and dummy commodities follows.

Cafeteria requirements dummy industry shows purchases of all current goods and services necessary for

preparation and sale of meals and soft drinks. Examples of the purchases are meat, fish, fruits, coffee, tea, soft drinks, paper containers, etc.

Laboratory supplies dummy industry shows purchases of all current goods and services required in laboratories for conducting experimentation and research. Included in commodities purchased are various chemicals, miscellaneous measure and control instruments, etc.

Travel and entertainment dummy shows purchases of goods and services as a result of domestic and foreign travel of employees and self-employed proprietors. Such goods and services include transportation, hotel bills, meals and incidentals.

Advertising and promotion dummy includes expenditure on advertising such as cost of space in newspapers and periodicals, programs and on billboards, the costs of radio and television station time. Included are all fees paid to advertising agencies. It excludes internal advertising cost of an industry which will be reflected in wages and salaries, supplies, etc., of that industry.

Machinery repair services dummy shows purchases of all repair services excluding construction repair.

Operating supplies dummy includes purchases of auxiliary materials by an industry. It includes tires and tubes, batteries, cleaning and scouring powders, paints and related products, tissue and sanitary papers, etc.

In the Input-Output Tables, direct purchases of transport services are shown by class of services, e.g., air transport, water transport, truck transport, etc. Due to a lack of data, it is not always possible to allocate transport margins to commodities by class of services. Therefore all types of transportation margins are routed through a dummy industry "transportation margin" which in its turn sells as one commodity "transportation margin" to the intermediate and final demand users. Transportation margin dummy industry buys all types of transportation, e.g., air transportation, water transportation, etc. Thus the transportation margin which is associated with the purchase of goods is not distinguished by mode of transport as it is in the case of direct purchases of transportation.

Inputs

General

It was emphasized at the beginning of the previous section that output represented a measure of production, not of shipments or sales. Similarly, inputs are a measure of the use of purchased inputs, and not a measure of purchases. Commodities purchased but not yet used are recorded as raw material inventories, one of

the final demand categories. Only the use of commodities actually purchased are recorded; commodities produced and used within an establishment do not show as commodity inputs. For example, where the electricity used by a manufacturing establishment is generated by the same establishment, electricity would not show as a commodity input, but the labour and material costs to produce the electricity would. Thus the costs of electricity to the establishment would be shown by entries such as the wages paid to employees at the generator, and fuel costs in the case of thermal generators. Similarly, where advertising copy is produced using in-house facilities, rather than being purchased, only the material and labour costs will be reflected.

Disposition of Construction Commodities

Having noted that all construction activity is gathered together into the Input-Output construction industry, this treatment, and the fact that construction commodities flow both to intermediate inputs and final demand categories (capital formation) require further elaboration. There is new construction and repair construction both put in place either by the establishments' own work force or by contract.

Repair construction is a current rather than a capital expense. The purchase of repair construction by industries is an intermediate input; such purchase by final demand sectors (principally government) is part of current goods and services; in both cases the purchase being shown as from the "construction industry". This is true even if the work was performed by the industries' or the governments' own work force. In this case the industries or the government purchase a package "repair construction" from the construction industry equal to their outlays on construction labour and construction materials and services. Contract repair construction is a straightforward purchase of a commodity, repair construction, from another industry. Except for private non-profit institutions, no repair construction is purchased in the personal sector as the ownership of dwellings, both owner-occupied and rented, is classified to the business sector.

New construction includes major alterations and major repairs and is a capital expenditure. As capital formation is a final demand category, new construction purchased by business is classified to **construction, business**, and when purchased by government, to **construction, government**. As is the case for repair construction, these values include the value of work put in place by the industries' or governments' own work force.

Transfer Costs on Existing Real Estate

The purchase of existing real estate frequently involves a payment for the services of a real estate agent. These charges add to the cost of the asset, and are included in capital formation. In addition to construction

commodities, the vector "construction, business" in the final demand includes the commodity "real estate commissions and fees". The procedure is analogous to the mark-up on used goods, discussed earlier.

Margins

The Input-Output Tables are presented at producers' prices. This presentation maintains the link between the original sources of supply of a good (domestic industries or imports) and the intermediate or final consumer of the goods, with the additional cost elements incurred by the purchaser recorded as separate purchases of commodities. These additional cost elements between the producers' prices and the purchasers' prices are called margins. In the Use and Final Demand Matrices the entries for the margin vectors reflect the total of each type of margin purchased by that industry or category of final demand on all of its commodity purchases.

There are seven margins distinguished in the Input-Output Tables: retail margins, wholesale margins, tax margins, transport margins, gas margins, storage margins, and pipeline margins. In the majority of cases, particularly for trade and transport margins, data on the appropriate margin to be attached to each commodity are not directly available, and must be estimated based on partial evidence and professional judgement. These seven margins at the M level of commodity aggregation are presented in the table "Margins", which follows the Impact Matrix (Aggregation - M) for each year in the tabular section of this report. Some margins are not allocated in total to commodities, but in part direct to industries or categories of final demand. These latter margins are not reflected in the Margins table, but are, of course, included in the Use and Final Demand Matrices.

Retail Margins

As was noted earlier, the retail industry is not shown as the consumer of the goods it purchases for resale, nor as the producer of the goods it sells. Goods are shown as being routed direct from producers to users, with users buying trade margins separately and not as part of the value of goods purchased. Retail margins are the trading output of retail trade, which is sales of goods less the cost of goods purchased for resale. Most but not all retail margins originate with the Retail Trade industry. A small part of total retail margins is allocated direct to industries or categories of final demand. Two examples illustrate these cases. Commissions paid by sub-post offices located in retail establishments are recorded as a direct purchase of retail margins by the post office industry. In transactions in used cars only the mark-up is counted as current production, as the value of the car itself was counted when initially purchased. This mark-up is recorded as a direct purchase of retail margins by the personal sector. The retail margins which are allocated by commodity are shown in the Margins tables.

Wholesale Margins

Wholesale margins are similar to retail margins. Some wholesale margins originate in industries other than wholesale trade. A small part of wholesale margins is allocated direct to industries and to categories of final demand. The Margins tables show wholesale margins which have been allocated by commodity.

Tax Margins

In the classification of taxes in the System of National Accounts the first distinction is made between direct and indirect taxes. In essence, taxes which are levied on incomes are regarded as direct taxes; all sales taxes and all taxes which are deductible as expenses by business are regarded as indirect taxes. In the Input-Output Tables a further distinction is made between commodity indirect taxes and other indirect taxes. Commodity indirect taxes are related to the quantities or values of commodities produced or sold. Examples of commodity indirect taxes are federal excise taxes, provincial sales taxes, import duties, gasoline taxes, liquor gallonage taxes, and profits of provincial liquor commissions. Other indirect taxes cannot be identified with any particular commodity, and in fact can be payable even if no productive activity takes place, and are shown as paid directly by business. Examples of other indirect taxes are property taxes, motor vehicle licenses (for business), capital and place of business taxes.

Commodity indirect taxes are a margin, being part of the difference between producers' prices and purchasers' prices. Of the commodity taxes provincial sales taxes are allocated direct to industries and categories of final demand. All other commodity indirect taxes are distributed by commodity and are presented in the Margins tables.

Transport Margins

The output of transport services is equal to the sum of charges received by carriers from the users of transport services. Transport services are also produced on a for-hire basis by establishments classified to other than the transportation industries, and this output is included in the transportation commodities. Many establishments operate transport services for their own purposes, but do not offer these services for hire. Such activities do not get reflected in the output of transportation commodities but are merely internal operating costs to the establishment.

Not all the output of transportation commodities become transport margins. One obvious case is the direct purchases of transportation commodities by final demand sectors. In addition, for some industries purchased transportation commodities are an input into the production process of the industries. The intra establishment transfers of goods may require the purchase of transportation

services. Business travel is also a direct input of transportation services. In some cases the technological imperatives are more immediate. The truck transport industry must purchase railway transportation services if it is to offer piggyback service. The post office industry purchases air, railway and truck transportation services to produce postal services. The transportation commodities just described are not cost elements interposed between the producers' values and the purchasers' values, and thus do not form part of transport margins.

Transport margins are thus part of the additional cost element incurred by the purchaser of a commodity over and above the producers' price valuation. Ideally it would be preferable to determine the transport margin for each commodity according to the type of transportation service, i.e. air transportation, water transportation, etc., but this is not possible. Consequently all types of transport margins are routed through a dummy industry, Transportation Margins, and the resultant dummy commodity, transport margins, is allocated by commodity to industries and final demand categories. Transport margins by commodity are presented in the Margins tables.

Pipeline Margins

Pipeline transport establishments, besides being engaged in the transport of petroleum products, are also engaged in trading activity. In the Input-Output commodity classification the revenue arising from both these activities (only the margin from the trading activity) is coded to pipeline margins. Pipeline margins by commodity are presented in the Margins tables.

Gas Margins

The gas distribution industry produces gas margins which are equal to the difference between total sales of natural and manufactured gas and the cost of gas sold. Gas margins by commodity are presented in the Margins tables.

Storage Margins

The output of storage industry includes revenues of grain elevators and revenue of all other establishments in the industries operating storage facilities. The total revenue from storage produced by the storage industry and all other industries is distributed by two different methods; part of the output is distributed like transport margins and the other part is allocated directly to the consuming industries in the same fashion as other services purchased by these industries. Storage margins by commodity are presented in the Margins tables.

Government Sector

Gross Government Expenditures

Gross government expenditures consist of the current purchases of goods and services of the federal,

provincial and municipal governments (including tax supported elementary and secondary school systems and public hospitals) and all defence expenditure. Government capital expenditures are included elsewhere as government capital formation. (All outlays for defence purposes are treated as current expenditure.) The depreciation of government fixed assets, government wages and salaries (including military pay and allowances) and imputed banking services to government are also included in government current expenditure on goods and services. Among the outlays not included in government current expenditure on goods and services, in addition to capital formation, are the following: transfer payments to persons, subsidies, capital assistance, interest on the public debt, transfers to other levels of government, and current transfers to non-residents.

Government Sales of Goods and Services

As has already been noted, in the Input-Output Tables government current expenditure is shown gross, and government revenue from the sales of goods and services is entered as a separate vector. (In the Income and Expenditure Accounts, government current expenditure on goods and services is net of the revenue received from the sales of goods and services.) This refers to the sales of goods and services which are sold at a price not normally intended to cover their cost of production. These services include water charges, airport landing fees, tuition charges by government educational institutions, etc.

Private Non-profit Institutions

The personal sector includes individuals, families and private non-profit institutions. The inclusion of private non-profit institutions is a bit anomalous, as their economic behaviour is undoubtedly different from that of individuals and families; as statistical development makes further refinement of the System of National Accounts possible, such institutions may be presented as a separate sector.

Private non-profit institutions are measured by their expenditures on goods and services (operating expenses), similar to the government sector. However, their sales of goods and services generally are not articulated. By and large such revenue is derived from other transactors in the personal sector (i.e., university fees, union dues) and necessarily disappears in any sector consolidation. Where sales are made to other sectors (e.g., government), such revenue is netted against expenditure.

Fixed investment in construction by non-profit institutions is treated as business capital formation, similar to housing owned in the personal sector. Investment in machinery and equipment by non-profit institutions is also treated as business investment, whereas the purchase of similar commodities (e.g., vehicles) by individuals and families is classified as current expenditure.

The depreciation on these assets is included as part of their expenditure on goods and services.

As no revenue for non-profit institutions is recorded in the system, there can be no estimate of their savings, other than depreciation.

Exports and Imports

Total merchandise exports and imports are published in "Exports - Merchandise Trade" and "Imports - Merchandise Trade". With certain adjustments for valuation, coverage and timing, these data become merchandise exports and merchandise imports in the *Canadian Balance of International Payments*. Merchandise trade on the Balance of Payment basis also appears in the Income and Expenditure Accounts. Further adjustments are made to these merchandise export and import data for the Input-Output Tables.

In the Input-Output Tables exports are valued at producer's values. Merchandise trade generally values exports f.o.b. the point of consignment for export. Often this valuation coincides with producer's values, but at times, particularly when the exporter is not the original producer, this valuation includes trade and transportation margins, and these margins must be deducted from the merchandise trade values in order to express the exports valued at producer's prices. These trade margins are also shown as exports. Thus total exports are not altered on this account; there is a shift from the merchandise account to the service account.

It has already been noted that, to approximate producer's values, import duties are added to the value of the appropriate commodity. As this treatment inflates the value of total imports by the level of customs import duties an offsetting adjustment equivalent to the value of import duties is made at the intersection of the imports column and the commodity indirect taxes row. This of course results in the value of imports in the Input-Output Tables being different from those recorded elsewhere. Additional adjustments are required, analogous to those made to merchandise exports. "Merchandise Trade - Imports" usually record imports f.o.b. the last point of shipment in the country of export. Transportation and insurance charges from that point are shown in Balance of Payments as service imports, if paid to foreign businesses. As the valuation for imports equivalent to producer's prices is taken at the Canadian border, the value of these services (transportation, insurance) to the Canadian border is added to the value of the merchandise being imported, with a corresponding reduction in the value of service imports.

It must also be remembered that when comparing exports and imports as shown in the Input-Output Tables with the corresponding entries in the Income and Expenditure Accounts, there are a few additional differences. The main tables in the Income and Expenditure Accounts are on a national basis, while the Input-Output Tables are on a domestic basis. Thus income payments

(interest, dividends, etc.) to and from abroad are recorded in the former and not in the latter. There are also some minor definitional differences in respect of trade union transfers and sweepstakes in the two subsystems.

Additional Reconciliation Problems

In comparing the Input-Output Tables with other parts of the System of National Accounts there are a few other problems which may be noted. In the main these affect only the measures by industry, with the total economy measure remaining comparable.

Valuation Adjustments

The output of insurance carriers (other than life) is defined to be equal to premiums less claims paid. In allocating this output to the purchasing industries in the Input-Output Tables the allocation is made on the basis of premiums paid, whereas in the Income and Expenditure Accounts the adjustment is made on the basis of claims paid.

Stock and bond commissions are treated as an operating expense in the System of National Accounts. Again in the discussion of financial intermediaries it was explained how an imputed interest was estimated and charged to business. In the Income and Expenditure Accounts both these charges are made to the finance, insurance and real estate industry whereas in the Input-

Output Tables these charges are allocated over all industries.

Company/Establishment Data

The Input-Output Tables and the Indexes of Real Domestic Product are constructed from data using the establishment as the basic reporting unit. Significant parts of the Income and Expenditure Accounts are constructed from company financial records. There are a number of cases where, in multi-establishment companies, the several establishments are classified to different industries whereas, at the company consolidation, all the activity must be classified to one industry. This effects a different industry allocation as between the systems.

Calendar Year and Fiscal Year

For both the Input-Output Tables and the Indexes of Real Domestic Product, estimates are constructed from annual reports of establishments. These, of course, refer to the fiscal year of the establishments, which often differ from the calendar year. The Income and Expenditure Accounts have effected adjustment procedures where required to bring their data closer to a calendar year measurement. Given the complexity and industry detail of the Input-Output Tables, such adjustments cannot be generally applied at the present state of data development. This difference can be a factor in comparing the systems.

The Input-Output Model

The Input-Output model presented in this volume is only one of the family of Input-Output models associated with Professor Wassily Leontief of the United States. Let us call the model in this volume: Open Output Determination Model.¹

Let us explain the specification of the open output determination model in terms of the accounting framework of the Canadian Input-Output Tables as presented in Chart I, page 13 of Chapter 1.

The specification of the model based on the information contained in this framework involves two sets of assumptions. The first has the function of allocating the production of commodities among industries. The second establishes the production functions of industries which in turn determine the requirements of industries for commodity inputs. In combination with the accounting balance between total demand (by industries and final demand categories) and domestic production, these assumptions establish the Input-Output model in which outputs are determined as a function of final demand.

The simplest assumption concerning the allocation of commodity production among industries is that industries will preserve their observed share of the market for each domestically produced commodity irrespective of the levels of commodity production. The mathematical expression of this assumption is the following matrix equation:

$$(1) \quad g = Dq$$

In this equation vector g represents the values of industry outputs and vector q the values of domestically produced commodity outputs. Matrix D is a matrix of coefficients which is calculated by dividing each element in a column of the output matrix V of Chart I by the corresponding total commodity output. It will be referred to as the Domestic Market Share Matrix.

The simplest way of defining the production functions of industries is to suppose that the values of the inputs of each industry are fixed proportions of the value of the total output of the industry and are thus independent of the composition of this output. This assumption, which has always been a basic assumption of Input-Output analysis, is now being referred to in the literature as the "industry technology" assumption. The mathematical expression of this assumption is the following matrix equation:

$$(2) \quad U_i = Bg$$

In this equation matrix U is the matrix of commodity inputs of Chart I. Vector i is a column vector, equal in dimension to the number of industries, whose elements are all equal to 1. The matrix product U_i , therefore represents a vector containing the sum of the intermediate inputs of all industries classified by commodity. Matrix B is a matrix of coefficients which is obtained by dividing each element in a column of matrix U by the corresponding total industry output. Matrix B will be referred to as the Industry Technology Matrix. Vector g represents, as before, industry outputs. The equation as a whole states that total intermediate inputs classified by commodity can be calculated as the product of the Industry Technology Matrix and the vector of industry outputs.

The mathematical expression of the accounting balance between total supply and total disposition is as follows:

$$(3) \quad q + m + a + v = Bg + \bar{e} + X_D + X_R$$

where

- m is a vector of the values of imports
- a is a vector of the values of government production
- v is a vector of the values of withdrawals from VPC
- X_D is a vector of the values of domestic exports
- X_R is a vector of the values of re-exports
- and \bar{e} is a vector of the values of the following final demand categories:

$$PE + FCF + VPCA + GGCE$$

$$(3a) \quad q = Bg + \bar{e} + X_D + X_R - m - a - v$$

Equations (1) and (3a) yield the following open determination model.

$$(4) \quad g = (I - DB)^{-1} D (\bar{e} + x - m - a - v)$$

Equation (4) defines linear transformation of final demand categories into industry outputs.

Industry output can easily be transformed into commodity output by using equation (3a).

$(I - DB)^{-1} D$ post-multiplied by exogenously-specified final demand calculates industry outputs. This model does not account for any leakages from the domestic industries. To the extent that imports, and/or withdrawals from inventories and/or government production of goods and services share with the domestic industries in the supply of a commodity, the impact of an increase in the final demand on domestic industries will be reduced. These leakages are specified below.

¹ There is a variety of Statistics Canada's structural (Input-Output) models, some operational (including Input-Output Model closed with respect to household incomes and price model) and others in the development stage. For a complete description of such models, see Users' Guide to Statistics Canada Structural Economic Models, available from the Structural Analysis Division of Statistics Canada.

$$(5) \quad m = \hat{\mu} (Bg + \hat{e} + X_R)$$

where vector m represents imports and μ is a diagonal matrix of coefficients whose elements are calculated as the ratios of imports to use, use defined as $Bg + \hat{e} + X_R$. It is to be noted that this import share assumption implies that domestic exports of a commodity are supplied from domestic industries that produce the commodity. Of course, domestic exports may have imports indirectly embodied in them to the extent that producing industries import their intermediate inputs.

$$(6) \quad a = \hat{\alpha} (Bg + \hat{e} + X_D)$$

where vector a represents government production of goods and services and α is a diagonal matrix of coefficients whose elements are calculated as the ratio of government production to use, use defined as $Bg + \hat{e} + X_D$.

$$(7) \quad v = \hat{\beta} (Bg + \hat{e} + X_D)$$

where vector v represents withdrawals from inventories (VPC) and β is a diagonal matrix of coefficients whose elements are calculated as the ratio of withdrawals to use, use defined as $Bg + \hat{e} + X_D$.

Substitution of equations (5), (6) and (7) into (3a) yields the following:

$$(8) \quad q = Bg + \hat{e} + X_D + X_R - \hat{\mu} (Bg + \hat{e} + X_R) - \hat{\alpha} (Bg + \hat{e} + X_D) - \hat{\beta} (Bg + \hat{e} + X_D)$$

$$(8a) \quad q = (I - \hat{\mu} - \hat{\alpha} - \hat{\beta}) Bg + (I - \hat{\mu} - \hat{\alpha} - \hat{\beta}) \hat{e} + (I - \hat{\alpha} - \hat{\beta}) X_D + (I - \hat{\mu}) X_R$$

Equations (8a) and (1) yield the following open output determination model which makes an allowance for leakages out of intermediate demand as well as final demand.

$$(9) \quad g = [I - D(I - \hat{\mu} - \hat{\alpha} - \hat{\beta})B]^{-1} D[(I - \hat{\mu} - \hat{\alpha} - \hat{\beta}) \hat{e} + (I - \hat{\alpha} - \hat{\beta}) X_D + (I - \hat{\mu}) X_R]$$

The precise mathematical expression defining Inverse used in the Impact (Inverse) Tables is

$$[I - D(I - \hat{\mu} - \hat{\alpha} - \hat{\beta})B]^{-1} D$$

The impact tables presented here are of the open model type. These impact tables contain the direct and indirect requirements of inputs per dollar of delivery to final demand. For example, with an increase in the final demand for automobiles, there will be a direct increase in purchases by the motor vehicle industry from industries producing steel, components, tires, etc. But the effect of the production of an automobile does not end with the purchase of steel, components, tires, etc. It begins a long chain of production since each of the products purchased will require, in turn, various inputs. Two types of inputs are therefore identified: direct inputs are those purchased by the industry under consideration; indirect inputs are those purchased by all industries in which production is required in order to supply inputs to the first industry. The Impact table captures the total impact of these effects of demand throughout the economy.

The impact tables, as they appear in this publication, have industries in the columns and commodities in the rows. This is simply to facilitate tabular presentation. One should read the tables to get the impact of a commodity on the industry. For example, to get the impact of the commodity imputed rent, one should look at commodity (in the row) imputed rent and read the impact for this commodity on each industry.

If two commodities are produced by the same industry and no other industry produces them, then the impact of these two commodities remains the same on all industries. Furthermore, even if the definition of a particular commodity and industry at two different levels of aggregation like - S and - M in this publication does not change, the impact of such a commodity on such an industry could be different depending upon what aggregation one works with.

APPENDIX

Aggregation Parameters for the Input-Output Tables

This Appendix includes the following:

- (1) Input-Output industry title set at the L aggregation (the most detailed) level with five-digit number and sequential number corresponding to each Input-Output industry.
- (2) Definition of Input-Output industry in terms of the 1960 and 1970 Standard Industrial Classification codes.
- (3) Two levels of aggregation – S and M – defined in terms of the L aggregation sequential numbers and the title sets for each level of aggregation of industries.
- (4) Input-Output commodity title set at the L aggregation level with five-digit number and sequential number corresponding to each Input-Output commodity.
- (5) Two levels of aggregation – S and M – defined in terms of the L aggregation sequential numbers and the title set for each level of aggregation of commodities.
- (6) Input-Output category of final demand title set with five-digit number and L aggregation sequential number corresponding to each Input-Output category of final demand.
- (7) Two levels of aggregation – S and M – defined in terms of the L aggregation sequential numbers and the title set for each level of aggregation of categories of final demand. The S and M levels of aggregation bear close relationship with the information published in the National Income and Expenditure Accounts.

The levels of aggregation are hierarchical. The level “S” can be derived from the level “M” and the level “M” can be derived from the level “L”. The hierarchical basis of aggregation is also true for commodities and categories of final demand.

- 25 -

AGGREGATION PARAMETERS (INDUSTRIES)

INDUSTRY TITLE	L	M	S	1960 SIC	1970 SIC
00100 AGRICULTURE.....	1	1	1	001-021	001-021
00200 FORESTRY.....	2	2	2	031-039	031-039
00300 FISHING, HUNTING & TRAPPING.....	3	3	3	041-047	041-047
00400 GOLD MINES.....	4	4	4	051-052	051-052
00500 URANIUM MINES.....	5	4	4	057	057
00600 IRON MINES.....	6	4	4	058	058
00700 BASE METAL & OTHER METAL MINES.....	7	4	4	053-056,059	059
00800 COAL MINES.....	8	5	4	061	061
00900 PETROLEUM & GAS WELLS.....	9	5	4	063-066	064
01000 ASBESTOS MINES.....	10	6	4	071	071
01100 GYPSUM MINES.....	11	6	4	073	073
01200 SALT MINES.....	12	6	4	077	0793
01300 OTHER NON-METAL MINES.....	13	6	4	079	072,0791,0792,0794,0799
01400 QUARRIES & SAND PITS.....	14	6	4	083,087	083,087
01500 SERVICES INCIDENTAL TO MINING.....	15	7	4	092-099	096,098,099
01600 SLAUGHTERING & MEAT PROCESSORS.....	16	8	5	101	1011
01700 POULTRY PROCESSORS.....	17	8	5	103	1012
01800 DAIRY FACTORIES.....	18	8	5	105,107	104
01900 FISH PRODUCTS INDUSTRY.....	19	8	5	111	102
02000 FRUIT & VEGETABLE PROCESSING.....	20	8	5	112	103
02100 FEED MFGRS.....	21	8	5	123	106
02200 FLOUR & BREAKFAST CEREALS IND.....	22	8	5	124,125	105
02300 BISCUIT MFGRS.....	23	8	5	128	1071
02400 BAKERIES.....	24	8	5	129	1072
02500 CONFECTIONERY MFGRS.....	25	8	5	131	1081
02600 SUGAR REFINERIES.....	26	8	5	133	1082
02700 VEGETABLE OIL MILLS.....	27	8	5	135	1083
02800 MISCELLANEOUS FOOD INDUSTRIES.....	28	8	5	139	1089
02900 SOFT DRINK MFGRS.....	29	8	5	141	1091
03000 DISTILLERIES.....	30	8	5	143	1092
03100 BREWERIES.....	31	8	5	145	1093
03200 WINERIES.....	32	8	5	147	1094
03300 LEAF TOBACCO PROCESSING.....	33	9	5	151	151
03400 TOBACCO PRODUCTS MFGRS.....	34	9	5	153	153
03500 RUBBER FOOTWEAR MFGRS.....	35	10	5	161	1624
03600 TIRE & TUBE MFGRS.....	36	10	5	163	1623
03700 OTHER RUBBER INDUSTRIES.....	37	10	5	169	1629
03800 PLASTIC FABRICATORS, NES.....	38	10	5	385	165
03900 LEATHER TANNERIES.....	39	11	5	172	172
04000 SHOE FACTORIES.....	40	11	5	174	174
04100 LEATHER GLOVE FACTORIES.....	41	11	5	175	175
04200 SMALL LEATHER GOODS MFGRS.....	42	11	5	179	179
04300 COTTON YARN & CLOTH MILLS.....	43	12	5	183	181
04400 WOOL YARN & CLOTH MILLS.....	44	12	5	193,197	182
04500 SYNTHETIC TEXTILE MILLS.....	45	12	5	201	183
04600 FIBRE PREPARING MILLS.....	46	12	5	211	1851
04700 THREAD MILLS.....	47	12	5	212	1891
04800 CORDAGE & TWINE INDUSTRY.....	48	12	5	213	184
04900 NARROW FABRIC MILLS.....	49	12	5	214	1892
05000 PRESSED & PUNCHED FELT MILLS.....	50	12	5	215	1852
05100 CARPET, MAT & RUG INDUSTRY.....	51	12	5	216	186
05200 TEXTILE DYEING & FINISHING.....	52	12	5	218	1894
05300 CANVAS PRODUCTS INDUSTRY.....	53	12	5	221	1872
05400 COTTON & JUTE BAG INDUSTRY.....	54	12	5	223	1871
05500 MISCELLANEOUS TEXTILE IND.....	55	12	5	229	188,1893,1899
05600 HOSIERY MILLS.....	56	13	5	231	231
05700 OTHER KNITTING MILLS.....	57	13	5	239	2391,2392
05800 CLOTHING INDUSTRIES.....	58	14	5	242-249	243-249
05900 SAWMILLS.....	59	15	5	251	251
06000 VENEER & PLYWOOD MILLS.....	60	15	5	252	252
06100 SASH & DOOR & PLANING MILLS.....	61	15	5	254	254
06200 WOODEN BOX FACTORIES.....	62	15	5	256	256
06300 COFFIN & CASKET INDUSTRY.....	63	15	5	258	258
06400 MISCELLANEOUS WOOD INDUSTRIES.....	64	15	5	259	259
06500 HOUSEHOLD FURNITURE INDUSTRY.....	65	16	5	261	261
06600 OFFICE FURNITURE INDUSTRY.....	66	16	5	264	264
06700 OTHER FURNITURE INDUSTRIES.....	67	16	5	266	266
06800 ELECTRIC LAMP & SHADE INDUSTRY.....	68	16	5	268	268
06900 PULP & PAPER INDUSTRY.....	69	17	5	271	271
07000 ASPHALT AND RELATED PRODUCTS.....	70	17	5	272	272
07100 PAPER BOX & BAG MFGRS.....	71	17	5	273	273
07200 OTHER PAPER CONVERTERS.....	72	17	5	274	274
07300 PRINTING & PUBLISHING.....	73	18	5	286,288,289	286,288,289
07400 ENGRAVING, STEROTYPING IND.....	74	18	5	287	287
07500 IRON & STEEL INDUSTRY.....	75	19	5	291	291
07600 STEEL PIPE & TUBE MILLS.....	76	19	5	292	292
07700 IRON FOUNDRIES.....	77	19	5	294	294
07800 ALUMINUM SMELTING & REFINING.....	78	19	5	295	295
07900 OTHER SMELTING & REFINING.....	79	19	5	295	295
08000 ALUMINUM ROLLING & EXTRUDING.....	80	19	5	296	296
08100 COPPER & ALLOY ROLLING.....	81	19	5	297	297
08200 METAL CASTING & EXTRUDING NES.....	82	19	5	298	298
08300 BOILER & PLATE WORKS.....	83	20	5	301	301
08400 FABRICATED STRUCT. METAL IND.....	84	20	5	302	302
08500 ORNAMENTAL & ARCH. METAL IND.....	85	20	5	303	303
08600 METAL STAMP PRESS & COAT IND.....	86	20	5	304	304
08700 WIRE & WIRE PRODUCTS MFGRS.....	87	20	5	305	305
08800 HARDWARE TOOL & CUTLERY MFGRS.....	88	20	5	306	306
08900 HEATING EQUIPMENT MFGRS.....	89	20	5	307	307
09000 MACHINE SHOPS.....	90	20	5	308	308
09100 MISC. METAL FABRICATING IND.....	91	20	5	309	309
09200 AGRICULTURAL IMPLEMENT IND.....	92	21	5	311	311
09300 MISC. MACHINERY & EQUIP. MFGRS.....	93	21	5	315	315
09400 COMM. REFRIG. & AIR COND. MFGRS.....	94	21	5	316	316
09500 OFFICE & STORE MACHINERY MFGRS.....	95	21	5	318	318
09600 AIRCRAFT & PARTS MFGRS.....	96	22	5	321	321

AGGREGATION PARAMETERS (INDUSTRIES)

INDUSTRY TITLE	L	M	S	1960 SIC	1970 SIC
09700 MOTOR VEHICLE MFGRS.....	97	22	5	323	323
09800 TRUCK BODY & TRAILER MFGRS.....	98	22	5	324	324
09900 MOTOR VEH. PIS & ACCESS. MFGRS.....	99	22	5	325	325
10000 RAILROAD ROLLING STOCK IND.....	100	22	5	326	326
10100 SHIPBUILDING & REPAIR.....	101	22	5	327	327
10200 MISC. TRANSP. EQUIP. IND.....	102	22	5	328,329	328,329
10300 SMALL ELECTRICAL APPLIANCES.....	103	23	5	331	331
10400 MAJOR APPLIANCES ELECT & NON.....	104	23	5	332	332
10500 RADIO & TELEVISION RECEIVERS.....	105	23	5	334	334
10600 COMMUNICATIONS EQUIPMENT MFGRS.....	106	23	5	335	335
10700 MFGRS OF ELECT. IND. EQUIP.....	107	23	5	336	336
10800 BATTERY MFGRS.....	108	23	5	337	3391
10900 MFGRS OF ELECTRIC WIRE & CABLE.....	109	23	5	338	338
11000 MFGRS OF MISC. ELECT. PRODUCTS.....	110	23	5	339	333,3399
11100 CEMENT MFGRS.....	111	24	5	341	352
11200 LIME MFGRS.....	112	24	5	343	358
11300 CONCRETE PRODUCTS MFGRS.....	113	24	5	347	354
11400 READY-MIX CONCRETE MFGRS.....	114	24	5	348	355
11500 CLAY PRODUCTS MFGRS.....	115	24	5	351	351
11600 REFRACTORIES MFGRS.....	116	24	5	352	3591
11700 STONE PRODUCTS MFGRS.....	117	24	5	353	353
11800 OTHER NON-METALLIC PRODUCTS IND.....	118	24	5	345,354,355,359	3599
11900 GLASS & GLASS PRODUCTS MFGRS.....	119	24	5	356	356
12000 ABRASIVES MFGRS.....	120	24	5	357	357
12100 PETROLEUM REFINERIES.....	121	25	5	365	365
12200 OTHER PETROL & COAL PROD. IND.....	122	25	5	369	369
12300 MFGRS OF MIXED FERTILIZERS.....	123	26	5	372	372
12400 MFGRS OF PLAST. & SYNTH. RES.....	124	26	5	373	373
12500 MFGRS. OF PHARM. & MEDICINES.....	125	26	5	374	374
12600 PAINT & VARNISH MFGRS.....	126	26	5	375	375
12700 MFGRS. OF SOAP & CLEANING COMP.....	127	26	5	376	376
12800 MFGRS. OF TOILET PREPARATIONS.....	128	26	5	377	377
12900 MFGRS. OF INDUSTRIAL CHEMICALS.....	129	26	5	378	378
13000 OTHER CHEMICAL INDUSTRIES.....	130	26	5	371,379	379
13100 SCIENT. & PROF. EQUIP. MFGRS.....	131	27	5	381	391
13200 JEWELRY & SILVERWARE MFGRS.....	132	27	5	382	392
13300 BROOM BRUSH & MOP INDUSTRY.....	133	27	5	383	3991
13400 SPORTING GOODS & TOY INDUSTRY.....	134	27	5	393	393
13500 LINOLEUM & COATED FABRICS IND.....	135	27	5	219	3993
13600 SIGNS & DISPLAYS INDUSTRY.....	136	27	5	397	397
13700 MISC. MANUFACTURING IND. NES.....	137	27	5	384,395,398,399	3992,3994-3999
13800 REPAIR CONSTRUCTION.....	138	28	6	404-421	404-421
13900 RESIDENTIAL CONSTRUCTION.....	139	28	6	404-421	404-421
14000 NON-RESIDENTIAL CONSTRUCTION.....	140	28	6	404-421	404-421
14100 ROAD HIGHWAY AIRSTRIP CONST.....	141	28	6	404-421	404-421
14200 GAS AND OIL FACILITY CONST.....	142	28	6	404-421	404-421
14300 DAMS AND IRRIGATION PROJECTS.....	143	28	6	404-421	404-421
14400 RAILWAY TELEPHONE TELEGRAPH CON.....	144	28	6	404-421	404-421
14500 OTHER ENGINEERING CONSTRUCTION.....	145	28	6	404-421	404-421
14600 CONSTRUCTION OTHER ACTIVITIES.....	146	28	6	404-421	404-421
14700 AIR TRANSPORT.....	147	29	7	501-502	501-502
14800 SERVICES INCIDENTAL TO TRANSP.....	148	29	7	517,519	517,519
14900 WATER TRANSPORT.....	149	29	7	504-505	504,505
15000 RAILWAY TRANSPORT.....	150	29	7	506	503
15100 TRUCK TRANSPORT.....	151	29	7	507	506-507
15200 BUS TRANSP. INTERURBAN & RURAL.....	152	29	7	508	508
15300 URBAN TRANSIT SYSTEMS.....	153	29	7	509	509
15400 TAXICAB OPERATIONS.....	154	29	7	512	512
15500 PIPELINE TRANSPORT.....	155	29	7	515	515
15600 HIGHWAY & BRIDGE MAINTENANCE.....	156	29	7	516	516
15700 STORAGE.....	157	29	7	524-527	524,527
15800 RADIO & TEL. BROADCASTING.....	158	30	8	543	543
15900 COMMUNICATION INDUSTRIES,NES.....	159	30	8	544,545	544,545
16000 POST OFFICE.....	160	30	8	548	548
16100 ELECTRIC POWER.....	161	31	9	572	572
16200 GAS DISTRIBUTION.....	162	31	9	574	574
16300 WATER & OTHER UTILITIES.....	163	31	9	576-579	576-579
16400 WHOLESALE TRADE.....	164	32	10	602-629	602-629
16500 RETAIL TRADE.....	165	33	11	631-699	631-699
16600 OWNER OCCUPIED DWELLINGS.....	166	34	12	737	737
16700 GOVT. ROYALTIES ON NAT. RESOURCES.....	167	35	12	737	737
16800 BANKS AND CREDIT UNIONS.....	168	35	12	702	7011-7013,7016,7019
16900 INSURANCE.....	169	35	12	731	721
17000 OTHER FIN. INS. & REAL ESTATE.....	170	35	12	702,704,735	7014,7015,703,705,707,715,735,737
17100 EDUCATION & RELATED SERVICES.....	171	36	13	801-809	801-809
17200 HOSPITALS.....	172	36	13	821	821,822
17300 HEALTH SERVICES.....	173	36	13	823-827	823-827
17400 MOTION PICTURE THEATRES.....	174	37	13	851	841,842
17500 OTHER RECREATIONAL SERVICES.....	175	37	13	853-859	843-845,849
17600 PROF. SERVICES TO BUSINESS.....	176	38	13	861,864,866	861,863,864,866
17700 ADVERTISING SERVICES.....	177	38	13	862	862
17800 LAUNDRIES & CLEANERS.....	178	40	13	874	874,876
17900 ACCOMMODATION & FOOD SERVICES.....	179	39	13	875,876	881-884,886
18000 OTHER PERSONAL SERVICES.....	180	40	13	871,872,877-879	871,872,877,879
18100 PHOTOGRAPHY.....	181	40	13	893	893
18200 MISC. REPAIR & MAINTENANCE.....	182	40	13	894-897	896-898
18300 MISC. SERVICES TO BUS. & PERS.....	183	38	13	869,891,899	851-855,867,869,891,894,895,899
18400 OPERATING SUPPLIES.....	184	42	15	DUMMY INDUSTRY	DUMMY INDUSTRY
18500 OFFICE SUPPLIES.....	185	42	15	DUMMY INDUSTRY	DUMMY INDUSTRY
18600 CAFETERIA REQU.....	186	42	15	DUMMY INDUSTRY	DUMMY INDUSTRY
18700 TRANSPORTATION MARGINS.....	187	41	14	DUMMY INDUSTRY	DUMMY INDUSTRY
18800 LABORATORY SUPPLIES.....	188	42	15	DUMMY INDUSTRY	DUMMY INDUSTRY
18900 TRAVEL & ENTERTAINMENT.....	189	43	16	DUMMY INDUSTRY	DUMMY INDUSTRY
19000 ADVERTISING & PROMOTION.....	190	43	16	DUMMY INDUSTRY	DUMMY INDUSTRY
19100 MACHINERY REPAIR SERVICES.....	191	42	15	DUMMY INDUSTRY	DUMMY INDUSTRY

DEFINITION OF INDUSTRY AGGREGATION - S
IN TERMS OF L SEQUENTIAL NUMBERS

S-INDUSTRY NO	S - INDUSTRY TITLE	L SEQUENTIAL NO
1	AGRICULTURE	1
2	FORESTRY	2
3	FISHING,HUNTING & TRAPPING	3
4	MINES,QUARRIES & OILS WELLS	4-15
5	MANUFACTURING	16-137
6	CONSTRUCTION	138-146
7	TRANSPORTATION & STORAGE	147-157
8	COMMUNICATIONS	158-160
9	ELEC POWER,GAS,OTHER UTILITIES	161-163
10	WHOLESALE TRADE	164
11	RETAIL TRADE	165
12	FINANCE,INSURANCE,REAL ESTATE	166-170
13	COMMUNITY BUS,PERSONAL SERVICE	171-183
14	TRANSPORTATION MARGINS	187
15	OPERATING.OFFICE,LAB & FOOD	184-186,188,191
16	TRAVEL & ADVERTISING PROMOTION	189-190

DEFINITION OF INDUSTRY AGGREGATION - M
IN TERMS OF L SEQUENTIAL NUMBERS

M-INDUSTRY NO	M - INDUSTRY TITLE	L SEQUENTIAL NO
1	AGRICULTURE	1
2	FORESTRY	2
3	FISHING,HUNTING & TRAPPING	3
4	METAL MINES	4-7
5	MINERAL FUELS	8-9
6	NON-METAL MINES & QUARRIES	10-14
7	SERVICES INCIDENTAL TO MINING	15
8	FOOD & BEVERAGE INDUSTRIES	16-32
9	TOBACCO PRODUCTS INDUSTRIES	33-34
10	RUBBER & PLASTICS PRODUCTS IND.	35-38
11	LEATHER INDUSTRIES	39-42
12	TEXTILE INDUSTRIES	43-55
13	KNITTING MILLS	56-57
14	CLOTHING INDUSTRIES	58
15	WOOD INDUSTRIES	59-64
16	FURNITURE & FIXTURE INDUSTRIES	65-68
17	PAPER & ALLIED INDUSTRIES	69-72
18	PRINTING & PUBLISHING	73-74
19	PRIMARY METAL INDUSTRIES	75-82
20	METAL FABRICATING INDUSTRIES	83-91
21	MACHINERY INDUSTRIES	92-95
22	TRANSPORTATION EQUIPMENT IND	96-102
23	ELECTRICAL PRODUCTS INDUSTRIES	103-110
24	NON-METALLIC MINERAL PROD. IND.	111-120
25	PETROLEUM & COAL PRODUCTS IND.	121-122
26	CHEMICAL & CHEMICAL PROD. IND.	123-130
27	MISC MANUFACTURING INDUSTRIES	131-137
28	CONSTRUCTION INDUSTRY	138-146
29	TRANSPORTATION & STORAGE	147-157
30	COMMUNICATION	158-160
31	ELEC POWER,GAS,OTHER UTILITIES	161-163
32	WHOLESALE TRADE	164
33	RETAIL TRADE	165
34	OWNER OCCUPIED DWELLINGS	166
35	OTHER FINANCE,INS. & REAL ESTATE	167-170
36	EDUCATION & HEALTH SERVICES	171-173
37	AMUSEMENT & RECREATION SERVICES	174-175
38	SERVICES TO BUSINESS MANAGEMENT	176-177,183
39	ACCOMMODATION & FOOD SERVICES	179
40	OTHER PERSONAL & MISC SERVICES	178,180-182
41	TRANSPORTATION MARGINS	187
42	OPERATING.OFFICE,LAB & FOOD	184-186,188,191
43	TRAVEL & ADVERTISING,PROMOTION	189-190

AGGREGATION PARAMETERS (COMMODITIES)

COMMODITY TITLE	L	M	S
00100 CATTLE AND CALVES.....	1	2	2
00200 SHEEP AND LAMBS.....	2	2	2
00300 HOGS.....	3	2	2
00400 POULTRY.....	4	2	2
00500 OTHER LIVE ANIMALS.....	5	2	2
00600	0	0	0
00700 WHEAT,UNMILLED.....	7	1	1
00800 BARLEY,OATS,RYE,CORN,GRAIN,NES.....	8	1	1
00900 MILK,WHOLE,FLUID,UNPROCESSED.....	9	3	2
01000 EGGS IN THE SHELL.....	10	3	2
01100 HONEY AND BEESWAX.....	11	3	2
01200 NUTS,EDIBLE,NOT SHELLD.....	12	3	2
01300 FRUITS,FRESH, EX.TROPICAL.....	13	3	2
01400 VEGETABLES,FRESH.....	14	3	2
01500 HAY,FORAGE AND STRAW.....	15	3	2
01600 SEEDS EX. OIL AND SEED GRADES.....	16	3	2
01700 NURSERY STOCK & RELATED MAT.....	17	3	2
01800 OIL SEEDS,NUTS AND KERNELS.....	18	3	2
01900 HOPS INC. LUPULIN.....	19	3	2
02000 TOBACCO,RAW.....	20	3	2
02100 MINK SKINS,RANCH UNDRRESSED.....	21	3	2
02200 WOOL IN GREASE.....	22	3	2
02300 SERV. INCIDENTAL TO AGR.&FORESTRY.....	23	3	2
02400 LOGS AND BOLTS.....	24	3	2
02500 POLLS,PT PROPS FENCE-POSTS ETC.....	25	4	3
02600 PULPWOOD.....	26	4	3
02700 OTHER CRUDE WOOD MATERIALS.....	27	4	3
02800 CUSTOM FORESTRY.....	28	4	3
02900 FISH LANDINGS.....	29	5	4
03000 HUNTING & TRAPPING PRODUCTS.....	30	6	4
03100	0	0	0
03200 GOLD & ALLOYS IN PRIMARY FORM.....	32	8	5
03300 RADIO-ACTIVE ORES&CONCENTRATES.....	33	8	5
03400 IRON ORES & CONCENTRATES.....	34	7	5
03500 BAUXITE + ALUMINA.....	35	8	5
03600 METAL ORES + CONCENTRATES N.E.S.....	36	8	5
03700 COAL.....	37	9	6
03800 CRUDE MINERAL OILS.....	38	10	6
03900 NATURAL GAS.....	39	11	6
04000	0	0	0
04100 SULPHUR,CRUDE & REFINED.....	41	12	7
04200 ASBESTOS,UNMFG.,CRUDE& FIBROUS.....	42	12	7
04300 GYPSUM.....	43	12	7
04400 SALT.....	44	12	7
04500 PEATMOSS.....	45	12	7
04600 CLAY&OTHER CRUDE REFRACTORY MAT.....	46	12	7
04700 NATURAL ABRASIVES&INDUST.DIAMOND.....	47	12	7
04800 CRUDE MINERAL NES.....	48	12	7
04900 SAND AND GRAVEL.....	49	12	7
05000 STONE,CRUDE.....	50	12	7
05100 SERVICES INCIDENTAL TO MINING.....	51	13	8
05200 BEEF,VEAL,MUTT&PORK,FRESH&FROZEN.....	52	14	9
05300 HORSE MEAT FRESH,CHILLED,FROZEN.....	53	14	9
05400 MEAT,CURED.....	54	14	9
05500 MEAT PREP. COOKED NOT CANNED.....	55	14	9
05600 MEAT PREP. CANNED.....	56	14	9
05700 ANIMAL OILS & FATS & LARD.....	57	14	9
05800 MARGERINE,SHORTENING&LIKE PROD.....	58	14	9
05900 SAUSAGE CASINGS,NATURAL&SYNTH.....	59	14	9
06000 PRIMARY TANKAGE.....	60	14	9
06100 FEEDS OF ANIMAL ORIGIN NES.....	61	14	9
06200 HIDES AND SKINS,RAW,NES.....	62	14	9
06300 ANIMAL MAT.FOR DRUGS & PERFUME.....	63	14	9
06400 CUSTOM WORK MEAT & FOOD.....	64	14	9
06500 POULTRY,FRESH,CHILLED,FROZEN.....	65	14	9
06600 POULTRY,CANNED.....	66	14	9
06700 MILK,WHOLE,FLUID,PROCESSED.....	67	15	9
06800 CREAM,FRESH.....	68	15	9
06900 BUTTER.....	69	15	9
07000 CHEESE,CHEDDAR & PROCESSED.....	70	15	9
07100 MILK EVAPORATED.....	71	15	9
07200 ICE CREAM.....	72	15	9
07300 OTHER DAIRY PRODUCTS.....	73	15	9
07400 MUSTARD,MAYONNAISE.....	74	15	9
07500 FISH PRODUCTS.....	75	16	9
07600 FRUIT,BERRIES,DRIED,CRYSTALIZED.....	76	17	10
07700 FRUITS & PREPARATIONS CANNED.....	77	17	10
07800 VEGET.FROZEN,DRIED & PRESERVED.....	78	17	10
07900 VEGETABLES&PREPARATIONS CANNED.....	79	17	10
08000 SOUPS CANNED.....	80	17	10
08100 INFANT&JUNIOR FOODS,CANNED.....	81	17	10
08200 PICKLES,RELISHES,OTHER SAUCES.....	82	17	10
08300 VINEGAR.....	83	17	10
08400 OTHER FOOD PREPARATIONS.....	84	17	10
08500 PRIMARY OR CONCENTRATED FEEDS.....	85	18	10
08600 FEED FOR COMMERCIAL LIVESTOCK.....	86	18	10
08700 FEEDS, GRAIN ORIGIN, N.E.S.....	87	18	10
08800 FEEDS OF VEGETABLE ORIGIN NES.....	88	18	10
08900 PET FEEDS.....	89	18	10
09000 WHEAT FLOUR.....	90	19	10
09100 MEAT&FLOUR OF OTHER CEREALS&VEG.....	91	19	10
09200 BREAKFAST CEREAL PRODUCTS.....	92	20	10
09300 BISCUITS.....	93	20	10
09400 BREAD & ROLLS.....	94	20	10
09500 OTHER BAKERY PRODUCTS.....	95	20	10
09600 COCOA & CHOCOLATE.....	96	22	10
09700 NUTS,KERNELS & SEEDS PREPARED.....	97	22	10
09800 CHOCOLATE CONFECTIONERY.....	98	22	10
09900 OTHER CONFECTIONERY.....	99	22	10
10000 BEET PULP.....	100	18	10

AGGREGATION PARAMETERS (COMMODITIES)

COMMODITY TITLE	L	M	S
10100 SUGAR.....	101	21	10
10200 MOLASSES,SUGAR REFINERY PROD.....	102	22	10
10300 OILSEED MEAL & CAKE.....	103	18	10
10400 VEG. OILS & FATS CRUDE.....	104	22	10
10500 NITROGEN FUNCTION COMPOUNDS NES.....	105	67	27
10600 MALT,MALT FLOUR&WHEAT STARCH.....	106	22	10
10700 MAPLE SUGAR&SYRUP.....	107	22	10
10800 PREPARED CAKE & SIMILAR MIXES.....	108	22	10
10900 SOUPS, DRIED&SOUP MIXES&BASES.....	109	22	10
11000 COFFEE,ROASTED,GROUND,PREPARED.....	110	22	10
11100 TEA.....	111	22	10
11200 POTATO CHIPS&SIMILAR PRODUCTS.....	112	22	10
11300 MISC FOOD NES.....	113	22	10
11400 SOFTDRINK CONCENTRATES&SYRUPS.....	114	23	11
11500 CARBONATED BEV. SOFT DRINKS.....	115	23	11
11600 ALCOHOLIC BEVERAGES DISTILLED.....	116	24	11
11700 ALCOHOL, NATURAL ETHYL.....	117	64	27
11800 BREWERS'DISTILLERS'GRAINS.....	118	18	10
11900 ALE,BEER,STOUT & PORTER.....	119	24	11
12000 WINES.....	120	24	11
12100 TOBACCO PROCESSED,UNMANUFACT.....	121	25	12
12200 CIGARETTES.....	122	26	12
12300 TOBACCO MFG EX CIGARETTES.....	123	26	12
12400 FOOTWEAR,RUBBER AND PLASTIC.....	124	28	13
12500 TIRES & TUBES,PASSENGER CARS.....	125	27	13
12600 TIRES & TUBES,TRUCKS & BUSES.....	126	27	13
12700 TIRES & TUBES,N.E.S.....	127	27	13
12800 TIRES,RETFREADING.....	128	27	13
12900 RECLAIMED RUBBER.....	129	28	13
13000 RUBBER BELTS & COATED FABRICS.....	130	28	13
13100 RUBBER SHEETING,SHOE STOCK ETC.....	131	28	13
13200 HOSE & TUBING,MAINLY RUBBER.....	132	28	13
13300 RUBBER WASTE & SCRAP.....	133	28	13
13400 RUBBER END PRODUCTS NES.....	134	28	13
13500 PLASTIC PIPE FITTINGS & SHEET.....	135	29	13
13600 PLASTIC CONTAINERS&BOTTLE CAPS.....	136	29	13
13700 PREFAB. BLDGS&STRUCTURES NES.....	137	29	13
13800 PLASTIC HOSE,PAULS&END PROD,NES.....	138	29	13
13900 LEATHER.....	139	30	13
14000 FOOTWEAR EX,RUBBER & PLASTIC.....	140	30	13
14100 LEATHER GLOVES&MITTENS EX SPORT.....	141	30	13
14200 LEATHER BELTING,SHOE STOCK.....	142	30	13
14300 LUGGAGE.....	143	30	13
14400 LEATHER HANDBAGS,WALLETS ETC.....	144	30	13
14500 YARN, COTTON.....	145	31	14
14600 YARNS MIX&BLENDED&COTTON WASTE.....	146	31	14
14700 FABRICS, BROAD WOVEN OF COTTON.....	147	32	14
14800 TIRE CORD & TIRE FABRICS.....	148	32	14
14900 NETS & NETTING.....	149	33	14
15000 BLANKETS,BEDSHEETS,TOWELS&CLOTHS.....	150	33	14
15100 YARN OF WOOL AND HAIR.....	151	31	14
15200 FABRICS,BROADWOVEN,WOOL,HAIR&MIX.....	152	32	14
15300 PAPERMAKERS' FELTS.....	153	33	14
15400 MAN MADE FIBRES.....	154	31	14
15500 POLYAMIDE RESINS (NYLON).....	155	31	14
15600 YARNS, SILK, FIBREGLASS.....	156	31	14
15700 TIRE YARNS.....	157	31	14
15800 FABRIC, WOVEN, TEXTILE FIBRES.....	158	32	14
15900 FABRICS,BROAD WOVEN,MIX&BLENDS.....	159	32	14
16000 RAGS&WASTE,COTTON&TEXTILE MAT.....	160	33	14
16100 WOOL&FINE ANIMAL HAIR,SPINNING.....	161	31	14
16200 THREAD,OF COTTON FIBRES.....	162	33	14
16300 THREAD, OF MAN-MADE FIBRES.....	163	33	14
16400 YARN&THREAD OTHER VEG. FIBRES.....	164	31	14
16500 BALTER AND BINDER TWINE.....	165	33	14
16600 OTHER CORDAGE, TWINE & ROPE.....	166	33	14
16700 NARROW FABRICS.....	167	32	14
16800 LACE FABRICS,BOBBINET & NET.....	168	32	14
16900 FELT, CARPET CUSHION.....	169	33	14
17000 CARPETING&FABRIC RUGS,MATS,ETC.....	170	33	14
17100 TEXTILE DYEING & FINISHING SER.....	171	33	14
17200 AWNINGS, OF CLOTH & PLASTIC.....	172	33	14
17300 TENTS,HAMMOCKS,SLEEP BAGS&SAILS.....	173	33	14
17400 FARPAULINS & OTHER COVERS.....	174	33	14
17500 TEXTILE CONTAINERS.....	175	33	14
17600 VEGETABLE TEXTILE FIBRES NES.....	176	33	14
17700 MISC TEXTILE FAB,MAT,INC, RAGS.....	177	33	14
17800 HOUSEHOLD TEXTILES, NES.....	178	33	14
17900 LACES AND TEXTILE PROD, N.E.S.....	179	33	14
18000 HOSTERY.....	180	34	15
18100 FABRICS,KNITTED&NETTED,ELASTIC.....	181	32	14
18200 FABRICS, KNITTED, NES.....	182	32	14
18300 KNITTED WEAR.....	183	34	15
18400 CLOTHING.....	184	35	15
18500 APPAREL ACCESSORIES&OTHER MISC.....	185	35	15
18600 FURS, DRESSED.....	186	35	15
18700 FUR PLATES, MATS AND LININGS.....	187	35	15
18800 FUR APPAREL.....	188	35	15
18900 CUSTOM TAILORING.....	189	35	15
19000 PULPWOOD CHIPS.....	190	38	16
19100 LUMBER & TIMBER.....	191	36	16
19200 RAILWAY TIES.....	192	38	16
19300 WOOD WASTE.....	193	38	16
19400 CUSTOM WOOD WORKING & MILLWORK.....	194	38	16
19500 VENEER AND PLYWOOD.....	195	37	16
19600 MILLWORK (WOODWORK).....	196	38	16
19700 WOOD FABRICATED MAT,FOR STRUCT.....	197	38	16
19800 PREFAB. BLDGS,WOOD.....	198	38	16
19900 CONTAINERS,CLOSURES&WOOD PALLETS.....	199	38	16
20000 CASKETS,COFFINS&OTHER MORT.GOODS.....	200	38	16

AGGREGATION PARAMETERS (COMMODITIES)

COMMODITY TITLE	L	M	S
20100 MISC. WOOD.....	201	38	16
20200 BARRELS & KEGS OF WOOD.....	202	38	16
20300 WOOD END PRODUCTS,NES.....	203	38	16
20400 HOUSEHOLD FURN.INCL.CAMP&LAWN.....	204	39	17
20500 OFFICE FURN&VISIBL RECORD EQUIP.....	205	39	17
20600 SPECIAL PURPOSE FURNITURE.....	206	39	17
20700 MISC. FURNITURE AND FIXTURES.....	207	39	17
20800 PORTABLE LAMPS RESIDENTIAL TYPE.....	208	39	17
20900 PULP.....	209	40	18
21000 NEWSPRINT PAPER.....	210	41	18
21100 OTHER PAPER FOR PRINTING.....	211	41	18
21200 FINE PAPER.....	212	41	18
21300 TISSUE & SANITARY PAPER.....	213	41	18
21400 WRAPPING PAPER.....	214	41	18
21500 PAPER BOARD.....	215	41	18
21600 BLDG.PAPER.....	216	41	18
21700 TOWELS, NAPKINS & TOILET PAPER.....	217	42	18
21800 VANILLIN.....	218	42	18
21900 MISC.IND.PAPER MAT.BY PROD&WASTE.....	219	42	18
22000 TILES,VINYL-ASBESTOS.....	220	42	18
22100 PAPER, CARTONS,BAGS,CANS&BOTTLES.....	221	42	18
22200 CONVERTED PAPER,GUM,WAX OR PRINT.....	222	42	18
22300 CONVERTED ALUMINUM FOIL.....	223	42	18
22400 FACIAL TISSUES,&SANITARY NAPKINS.....	224	42	18
22500 PAPER CONTAINERS,NES.....	225	42	18
22600 OFFICE AND STATIONERY SUPPLIES.....	226	42	18
22700 PAPER END PRODUCTS.....	227	42	18
22800 NEWSPAPERS,MAGAZINES&PERIODICALS.....	228	43	19
22900 BOOKS,PAMPHLETS,MAPS&PICTURES.....	229	43	19
23000 BANKNOTES,BONDS,DRAFTS ETC.....	230	43	19
23100 OTHER PRINTED MATTER.....	231	43	19
23200 ADVERTISING,PRINT MEDIA.....	232	44	19
23300 SPECIALIZED PUBLISHING SERVICE.....	233	43	19
23400 PRINTING PLATES,SET TYPE ETC.....	234	43	19
23500 FERRO-ALLOYS.....	235	45	20
23600 IRON, STEEL INGOTS.....	236	45	20
23700 STEEL BLOOMS,BILLETS & SLABS.....	237	45	20
23800 STEEL CASTINGS.....	238	45	20
23900 STEEL BARS AND RODS.....	239	45	20
24000 STEEL PLATES, NOT FABRICATED.....	240	45	20
24100 CARBON STEEL SHEETS NOT COATED.....	241	45	20
24200 TINPLATE.....	242	45	20
24300 GALVANIZED STEEL SHEET & STRIP.....	243	45	20
24400 RAILS&RLY TRACK MATERIALS,STEEL.....	244	45	20
24500 COAL TAR.....	245	63	26
24600 NAT.&SYN.GRAPHITE&CARBON PROD.....	246	49	20
24700 MECHANICAL STEEL TUBING.....	247	45	20
24800 OIL COUNTRY GOODS.....	248	45	20
24900 LINE PIPE,TRANS.NAT.GAS & OIL.....	249	45	20
25000 STEEL PIPES & TUBES,NES.....	250	45	20
25100 GRINDING BALLS,INGOT MOULDS ETC.....	251	45	20
25200 CAST&WROUGHT IRON PIPE&FITTINGS.....	252	45	20
25300 NICKEL IN PRIMARY FORMS.....	253	48	20
25400 COPPER&COPPER ALLOYS,PRIME FORMS.....	254	47	20
25500 LEAD,PRIMARY FORMS.....	255	49	20
25600 ZINC&ZINC ALLOYS PRIMARY FORMS.....	256	49	20
25700 ALUMINUM&ALUMINUM ALLOYS PRIME.....	257	46	20
25800 TIN&TIN ALLOYS PRIMARY FORMS.....	258	49	20
25900 PRECIOUS METAL&ALLOYS PRIME FORM.....	259	49	20
26000 OTH.NON-FERROUS BASE METALS.....	260	49	20
26100 ALUMINUM FLUORIDES&SODIUM ALUM.....	261	49	20
26200 INORGANIC BASES&MET.OXIDES,NES.....	262	49	20
26300 SCRAP&WASTE MATERIALS,NES.....	263	49	20
26400 ALUMINUM&ALUMINUM ALLOYS, CAST.....	264	46	20
26500 COPPER PROD.CAST.ROLLED&EXTRUDED.....	265	47	20
26600 COPPER ALLOY PROD.CAST.ROLL EXTR.....	266	47	20
26700 LEAD&LEAD ALLOY PROD.CAST.R&E.....	267	49	20
26800 NICKEL&NICKEL ALLOY FAB.MATERIAL.....	268	48	20
26900 TIN&TIN ALLOY FAB. MATERIALS.....	269	49	20
27000 ZINC DIE CASTING&OTH.ZINC MAT.....	270	49	20
27100 SOLDER INC.BLOCK,RODS,WIRE,ETC.....	271	49	20
27200 PLATES, STEEL, FABRICATED.....	272	50	21
27300 TANKS.....	273	50	21
27400 POWER BOILERS.....	274	50	21
27500 BOILERS, MARINE TYPE.....	275	50	21
27600 BEAMS AND OTHER STRUCT. STEEL.....	276	51	21
27700 SCAFFOLDING EQUIP., DEMOUNTABLE.....	277	51	21
27800 PREFAB.BLDGS&STRUCT.,MAINLY MET.....	278	51	21
27900 METAL PRODUCTS,NES.....	279	51	21
28000 STEEL SHEET&STRIP COATED OR FAB.....	280	52	21
28100 CULVERT PIPE, CORRUGATED METAL.....	281	52	21
28200 METAL BASIC PROD.&RANGE BOILERS.....	282	52	21
28300 METAL PIPES, FITTINGS & SIDINGS.....	283	52	21
28400 METAL AWNINGS,ASH CANS,PAILS ETC.....	284	52	21
28500 KITCHEN UTENSILS.....	285	52	21
28600 CONTAINERS&BOTTLE CAPS OF METAL.....	286	52	21
28700 WIRE & WIRE ROPE, OF STEEL.....	287	52	21
28800 WIRE FENCING,SCREENING&NETTING.....	288	52	21
28900 CHAIN,EX.AUTO TIRE&POWER TRANS.....	289	52	21
29000 RODS,WIRE&ELECTRODES,WELDING.....	290	52	21
29100 SPRINGS FOR UPHOLSTERY&MISC.VEH.....	291	52	21
29200 BOLTS,NUTS,SCREWS,WASHERS ETC.....	292	52	21
29300 BUILDERS' HARDWARE.....	293	52	21
29400 FITTINGS,FURN,CABINETS&CASKETS.....	294	52	21
29500 BASIC HARDWARE,NES.....	295	52	21
29600 CUTTING&FORMING TOOLS.....	296	52	21
29700 MEASURING,EDGING,MECHANIC'S TOOL.....	297	52	21
29800 SCISSORS,RAZOR BLADES,IND.CUTLER.....	298	52	21
29900 DOMESTIC EQUIPMENT, NES.....	299	58	24
30000 HEATING EQ.HOT WATER&STEAM ETC.....	300	50	21

- 41 -
AGGREGATION PARAMETERS (COMMODITIES)

COMMODITY TITLE	I	M	S
30100 HEATING EQ. WARM AIR EX. PIPES & ETC	301	52	21
30200 UNIT & WATER TANK HEATERS NON-ELEC	302	52	21
30300 FUEL BURNING EQUIPMENT	303	52	21
30400 COM. APPLIANCES, COOK & WARMING FOOD	304	52	21
30500 CUSTOM METAL WORKING	305	52	21
30600 FORGINGS OF CARBON & ALLOY STEEL	306	52	21
30700 VALVES	307	52	21
30800 PIPE FITTINGS, NOT IRON & STEEL	308	52	21
30900 GAS METERS AND WATER METERS	309	52	21
31000 FIRE FIGHT & TRAFFIC CONTROL EQUIP	310	52	21
31100 TAXI & PARK METERS, BLOCKS & LADDERS	311	52	21
31200 FIREARMS & MILITARY HARDWARE	312	52	21
31300 COLLAPSIBLE TUBES, METAL	313	52	21
31400 TRACTORS, FARM & GARDEN TYPE	314	53	22
31500 OTHER AGRICULTURAL MACHINERY	315	53	22
31600 MECHANICAL POWER TRANS. EQUIP	316	54	22
31700 PUMPS, COMPRESSORS & BLOWERS ETC	317	54	22
31800 CONVEYORS, ESCAL. ELEV. & HOIST MACH	318	54	22
31900 IND. TRUCKS, TRACTORS, TRAILERS ETC	319	54	22
32000 FANS, AIR CIRCULATORS & AIR UNITS	320	54	22
32100 PKG. MACH. & BLDG. & OTH. MISC. MACH.	321	54	22
32200 INDUSTRIAL FURNACES, KILNS & OVENS	322	54	22
32300 MACH. IND. SPECIFIED & SPECIAL PURP.	323	54	22
32400 POWER DRIVEN HAND TOOLS	324	54	22
32500 METAL IND. PRODUCTS, NES	325	54	22
32600 REFRIG. & AIR COND. EX. HOUSEHOLD	326	54	22
32700 SCALES & BALANCES	327	54	22
32800 VENDING MACHINES	328	54	22
32900 OFFICE MACHINES AND EQUIPMENT	329	54	22
33000 AIRCRAFT, ALL TYPES	330	57	23
33100 AIRCRAFT ENGINES	331	57	23
33200 SPECIALIZED AIRCRAFT EQUIPMENT	332	57	23
33300 MODIFICATIONS, CONVERSIONS, SERV.	333	57	23
33400 PASSENGER AUTOMOBILES & CHASSIS	334	55	23
33500 TRUCKS, CHASSIS, TRACTORS, COM.	335	55	23
33600 BUSES AND CHASSIS	336	55	23
33700 MILITARY MOTOR VEH. MOTORCYCLES	337	55	23
33800 MOBILE HOMES	338	55	23
33900 OTH. TRAILERS & SEMI-TRAILERS, COM.	339	55	23
34000 BODIES AND CABS FOR TRUCKS	340	56	23
34100 MOTOR VEHICLE ENGINES AND PARTS	341	56	23
34200 AUXILIARY ELECTRIC EQUIPMENT	342	56	23
34300 MOTOR VEH. ACCESS, PARTS & ASSIMB.	343	56	23
34400 AUTOMOTIVE HARDWARE, EX. SPRINGS	344	56	23
34500 LOCOMOTIVES, CARS & TENDERS, RLY. SER.	345	57	23
34600 SELF-PROPEL. CARS	346	57	23
34700 PARTS & ACCESS. FOR RLY. ROLL STOCK	347	57	23
34800 SHIPS & BOATS, MILITARY & COMMERCIAL	348	57	23
34900 SUB-ASSEMBLIES, PARTS, ETC. SHIPS	349	57	23
35000 SHIP REPAIRS	350	57	23
35100 SNOWMOBILES & MISC. NON-MOTOR VEH.	351	57	23
35200 PLEASURE & SPORTING CRAFT	352	57	23
35300 SMALL ELEC. APPLIANCES, DOMESTIC	353	58	24
35400 SPACE HEATER, HEATING STOVES ETC	354	58	24
35500 REFRIG. FREEZERS & COMB. DOMESTIC	355	58	24
35600 GAS RANGES & ELEC. STOVES, DOMESTIC	356	58	24
35700 TV, RADIO, RECORD PLAYERS	357	58	24
35800 TEL. & TELE. LINE APPARATUS & EQUIP.	358	59	24
35900 RADIO & TV BROADCASTING & TRANS. EQ.	359	59	24
36000 RADAR EQUIP. & RELATED DEVICES	360	59	24
36100 ELEC. TUBES & SEMI CONDUCTORS ETC	361	59	24
36200 ELECTRONIC EQUIPMENT COMPONENTS	362	59	24
36300 INTERIOR SIGNAL, ALARM & CLOCK SYST.	363	59	24
36400 POLE LINE HARDWARE	364	59	24
36500 WELDING MACHINERY & EQUIPMENT	365	59	24
36600 ENGINES, MARINE ELECTRIC TURBINES	366	59	24
36700 TRANSFORMERS & CONVERTERS EX. T & T	367	59	24
36800 ELEC. EQUIP. INDUSTRIAL, NES	368	59	24
36900 BATTERIES	369	59	24
37000 WIRE AND CABLE, INSULATED	370	59	24
37100 ALUM. WIRE & CABLE, NOT INSULATED	371	59	24
37200 ENCLOSED SAFETY SWITCHES ETC	372	59	24
37300 ELEC. LIGHT BULBS & TUBES, ETC	373	59	24
37400 ELECTRIC LIGHTING FIXTURES ETC	374	59	24
37500 CEMENT	375	60	25
37600 LIME	376	61	25
37700 CONCRETE BASIC PRODUCTS	377	60	25
37800 SAND, LIME BRICKS AND BLOCKS	378	60	25
37900 READY-MIX CONCRETE	379	60	25
38000 BRICKS AND TILES, CLAY	380	61	25
38100 INSULATORS & ELEC. FITTINGS, PORCELN.	381	61	25
38200 PLUMB. EQ., VITREOUS CHINA & ETC	382	61	25
38300 REFRACTORIES	383	61	25
38400 NATURAL STONE BASIC PROD. STRUCT.	384	61	25
38500 STONE, CLAY & CONCRETE END PROD. NES	385	61	25
38600 PLASTER & OTH. GYPSUM BASIC PROD.	386	61	25
38700 MIN. WOOL & THERMAL INSUL. MAT. NES	387	61	25
38800 ASBESTOS PRODUCTS	388	61	25
38900 NON-METALLIC MIN. BASIC PROD. NES	389	61	25
39000 GLASS, PLATE, SHEET, WOOL	390	61	25
39100 GLASS CONTAINERS	391	61	25
39200 GLASS TABLEWARE & HOUSEWARE, END & NES	392	61	25
39300 ABRASIVE BASIC PRODUCTS	393	61	25
39400 AVIATION GASOLINE	394	62	26
39500 MOTOR GASOLINE	395	62	26
39600 FUEL OIL	396	62	26
39700 LUBRICATING OILS AND GREASES	397	63	26
39800 BENZENE, TOLUENE AND XYLENE	398	63	26
39900 BUTANE, PROPANE & OTH. LIQ. PET. GAS	399	63	26
40000 NAPHTHA	400	63	26

AGGREGATION PARAMETERS (COMMODITIES)

COMMODITY TITLE	L	M	S
40100 ASPHALT AND COAL OILS, N.E.S.	401	63	26
40200 PETROCHEMICAL FEED STOCK	402	63	26
40300 FERTILIZERS	403	65	27
40400 PLASTIC RESINS&MAF, NOT SHAPED	404	64	27
40500 FILM&SHEET, CELLULOSIC PLASTIC	405	64	27
40600 ETHANOLAMINES	406	64	27
40700 ETHYLENE GLYCOL, MONO	407	64	27
40800 PHARMACEUTICALS	408	66	27
40900 PAINTS & RELATED PRODUCTS	409	67	27
41000 VEG. OILS, OTHER THAN CORN OIL, REF.	410	67	27
41100 GLYCERIN, REFINED	411	64	27
41200 DENTIFRICES, ALL KINDS	412	67	27
41300 SOAPS, DETERGENTS, CLEANING PRODUC.	413	67	27
41400 INDUSTRIAL CHEMICAL PREP. N.E.S.	414	67	27
41500 TOILET PREPARATIONS & COSMETICS	415	67	27
41600 CHLORINE	416	64	27
41700 OXYGEN	417	64	27
41800 PHOSPHORUS	418	64	27
41900 CHEMICAL ELEMENTS, NES	419	64	27
42000 SULPHURIC ACID	420	64	27
42100 CARBON DIOXIDE (GAS AND DRY ICE)	421	64	27
42200 INORGANIC ACIDS&OXYGEN	422	64	27
42300 AMMONIA, ANHYDROUS AND AQUA	423	64	27
42400 CAUSTIC SODA (SODIUM HYDROXIDE) DRY	424	64	27
42500 CALCIUM CHLORIDE	425	64	27
42600 SODIUM CHLORATE	426	64	27
42700 ALUMINUM SULPHATE	427	64	27
42800 SODIUM PHOSPHATES	428	64	27
42900 SODIUM CARBONATE (SODA ASH)	429	64	27
43000 SODIUM CYANIDE	430	64	27
43100 SODIUM SILICATE	431	64	27
43200 METALLIC SALTS&PEROXYSALTS, NES	432	64	27
43300 PHOTOGRAPHIC&INORGANIC CHEM. N.E.	433	64	27
43400 ETHYLENE	434	64	27
43500 BUTYLENES	435	64	27
43600 BUTADIENE	436	64	27
43700 ACETYLENE	437	64	27
43800 STYRENE MONOMER	438	64	27
43900 CARBON TETRACHLORIDE	439	64	27
44000 VINYL CHLORIDE MONOMER	440	64	27
44100 TRICHLOROETHYLENE	441	64	27
44200 PERCHLOROETHYLENE	442	64	27
44300 FLUORINATED HALOGEN HYDROCARBONS	443	64	27
44400 HYDROCARBONS&THEIR DERIVATIVES	444	64	27
44500 METHYL ALCOHOL	445	64	27
44600 PROPYL AND ISOPROPYL ALCOHOLS	446	64	27
44700 BUTYL AND ISOBUTYL ALCOHOLS	447	64	27
44800 PENTAERYTHRITOL	448	64	27
44900 ALCOHOLS AND THEIR DERIVATIVES	449	64	27
45000 PHENOL	450	64	27
45100 PHENOLS, PHEN. ALCOHOLS&DERIVATIVES	451	64	27
45200 ETHERS, ALCOHOL PEROXIDES, ETC.	452	64	27
45300 METHYL-ETHYL ALDEHYDE-FUNCTIONS, N.	453	64	27
45400 ACETONE	454	64	27
45500 ACETIC ACID	455	64	27
45600 ACETIC ANHYDRIDE	456	64	27
45700 ADIPIC ACID	457	64	27
45800 CITRIC ACIDS	458	64	27
45900 STEARIC AND ORGANIC ACIDS	459	64	27
46000 HEXAMETHYLENEDIAMINE	460	64	27
46100 SODIUM GLUTAMATE, MONO	461	64	27
46200 DICYANDIAMIDE	462	64	27
46300 ORGANO-INORGANIC COMPOUNDS ETC.	463	64	27
46400 ORGANIC CHEMICALS, NES	464	64	27
46500 TITANIUM DIOXIDE	465	64	27
46600 BLACK, ACETYLENE AND CARBON	466	64	27
46700 PIGMENTS, LAKES & TONERS, PROPER	467	64	27
46800 IRON OXIDES	468	64	27
46900 FERTILIZER CHEMICALS	469	64	27
47000 SYNTHETIC RUBBER	470	64	27
47100 ANTIFREEZE COMPOUNDS	471	67	27
47200 ADDITIVES FOR MINERAL OILS, NES	472	67	27
47300 GLYCERINE, CRUDE	473	64	27
47400 RUBBER&PLASTICS COMPOUNDING AGTS	474	64	27
47500 EXPLOSIVES, FUSES AND CAPS	475	67	27
47600 AMMUNITION, NON-MILITARY	476	67	27
47700 AMMUNITION & ORDNANCE, MILITARY	477	67	27
47800 PYROTECHNIC ARTICLES & FIREWORKS	478	67	27
47900 CRUDE VEG. MATERIALS & EXTRACTS	479	64	27
48000 PHTHALIC ANHYDRIDE	480	64	27
48100 AGRICULTURAL CHEMICALS	481	67	27
48200 ADHESIVES	482	67	27
48300 AUTOMOTIVE CHEM. EX. ANTIFREEZE	483	67	27
48400 CONCRETE ADDITIVES	484	67	27
48500 BOILER CHEMICALS	485	67	27
48600 COMPOUND CATALYSTS	486	67	27
48700 METAL WORKING COMPOUNDS	487	67	27
48800 PRINTING AND OTHER INKS	488	67	27
48900 TEXTILE SPECIALTY CHEMICALS	489	67	27
49000 POLISHES, WAXES, COMPOUNDS & ETC.	490	67	27
49100 WAXES, ANIMAL & VEGETABLE, OTHER	491	67	27
49200 ESSENTIAL OILS, NATURAL OR SYN.	492	67	27
49300 TANNING MATERIALS AND DYESTUFFS	493	67	27
49400 FATS AND CHEMICAL MIXTURES	494	67	27
49500 EMBALMING CHEM. & PREPARATIONS	495	67	27
49600 MATCHES	496	67	27
49700 AIRCRAFT&NAUTICAL INSTRUMENTS	497	68	28
49800 LAB&SCIENTIFIC APPARATUS ETC.	498	68	28
49900 MISC. MEASURE&CONTROL INSTRUMENTS	499	68	28
50000 MEDICAL&RELATED INSTRUMENTS ETC.	500	68	28
50100 IND. MILITARY&CIVIL DEF. SAFETY EQ.	501	68	28

AGGREGATION PARAMETERS (COMMODITIES)

COMMODITY TITLE		L	M	S
50200	WATCHES,CLOCKS,CHRONOMETERS ETC.....	502	68	28
50300	PHOTOGRAPHIC EQ&SUPPL INCL FILM.....	503	68	28
50400	JEWELRY FINDINGS MET & GEM STONES.....	504	69	28
50500	PLATED&SILVERWARE CUTLERY ETC.....	505	69	28
50600	BROOMS,BRUSHES MOPS&OTH CLEAN EQ.....	506	69	28
50700	BICYCLES,CHILDREN'S VEH&PARTS.....	507	69	28
50800	SPORTING,FISHING&HUNTING EQUIP.....	508	69	28
50900	TOYS AND GAME SETS.....	509	69	28
51000	FABRICS,IMPR LG EX RUBBER-COATED.....	510	69	28
51100	TILING, RUBBER, PLASTIC.....	511	69	28
51200	ADVERTISING GOODS.....	512	69	28
51300	SHADES&BLINDS.....	513	69	28
51400	FUR DRESSING & DYEING SERVICES.....	514	69	28
51500	CUSTOM WORK, MISCELLANEOUS.....	515	69	28
51600	ICE.....	516	69	28
51700	ANIMAL HAIR,FEATHERS,QUILLS,ETC.....	517	69	28
51800	MISC FAB MAT INCL BRISTLES ETC.....	518	69	28
51900	BUTTONS,NEEDLES,PINS&MISC NOTION.....	519	69	28
52000	PHONO RECORDS AND ARTIST MATERIA.....	520	69	28
52100	HOUSEHOLD ORNAMENTAL OBJECTS&ART.....	521	69	28
52200	REPAIR CONSTRUCTION.....	522	72	31
52300	RESIDENTIAL CONSTRUCTION.....	523	70	29
52400	NON-RESIDENTIAL CONSTRUCTION.....	524	71	30
52500	ROAD HIGHWAY AIRSTRIP CONST.....	525	71	30
52600	GAS AND OIL FACILITY CONST.....	526	71	30
52700	DAMS AND IRRIGATION PROJECTS.....	527	71	30
52800	RAILWAY TELEPHONE TELEGRAPH CON.....	528	71	30
52900	OTHER ENGINEERING CONSTRUCTION.....	529	71	30
53000	AIR TRANSPORTATION.....	530	74	32
53100	OTHER TRANSPORTATION.....	531	74	32
53200	SERV INCIDENTAL TO TRANSPORT NES.....	532	74	32
53300	WATER TRANSPORTATION.....	533	74	32
53400	SERV INCIDENTAL TO WATER TRANS.....	534	74	32
53500	RAILWAY TRANSPORTATION.....	535	74	32
53600	TRUCK TRANSPORTATION.....	536	74	32
53700	BUS TRANSPORT,INTRURBAN& RURAL.....	537	74	32
53800	URBAN TRANSIT.....	538	74	32
53900	TAXICAB TRANSPORTATION.....	539	74	32
54000	PIPELINE TRANSPORTATION.....	540	73	32
54100	HIGHWAY AND BRIDGE MAINTENANCE.....	541	74	32
54200	STORAGE.....	542	74	32
54300	RADIO & TELEVISION BROADCASTING.....	543	75	33
54400	TELEPHONE & TELGRAPH.....	544	76	33
54500	POSTAL SERVICES.....	545	77	33
54600	ELECTRIC POWER.....	546	78	34
54700	GAS DISTRIBUTION.....	547	79	34
54800	COKI.....	548	63	26
54900	WATER AND OTHER UTILITIES.....	549	79	34
55000	WHOLESALE MARGINS.....	550	80	35
55100	REPAIR SERVICE.....	551	89	40
55200	RENTAL OF OFFICE EQUIPMENT.....	552	89	40
55300	RETAILING MARGINS.....	553	81	36
55400	IMPUTED SERVICE, BANKS.....	554	83	38
55500	OTH REAL EST (NON-RENT)&FIN.SERV.....	555	83	38
55600	INSURANCE & W.C.B.....	556	83	38
55700	IMPUTED RENT OWNER OCPD, DWEL.....	557	82	37
55800	CASH RESIDENTIAL RENT.....	558	83	38
55900	OTHER RENT.....	559	83	38
56000	GOVT ROYALTIES ON NAT. RESOURCES.....	560	83	38
56100	EDUCATION SERVICES.....	561	85	40
56200	HOSPITAL SERVICES.....	562	86	40
56300	HEALTH SERVICES.....	563	86	40
56400	MOTION PICTURE ENTERTAINMENT.....	564	87	40
56500	OTHER RECREATIONAL SERVICES.....	565	87	40
56600	SERVICES TO BUSINESS MANAGEMENT.....	566	84	39
56700	ADVERTISING SERVICES.....	567	84	39
56800	LAUNDRY,CLEANING&PRESSING SERV.....	568	89	40
56900	ACCOMMODATION SERVICES.....	569	88	40
57000	MEALS.....	570	88	40
57100	SERV MARG ON ALCOHOLIC BEVERAGES.....	571	88	40
57200	PERSONAL SERVICES.....	572	89	40
57300	PHOTOGRAPHIC SERVICES.....	573	89	40
57400	SERVICES TO BLDGS & DWELLINGS.....	574	89	40
57500	RENTAL DATA PROCESSING EQUIP.....	575	84	39
57600	OTHER SERV TO BUSINESSES&PERSONS.....	576	84	39
57700	RENTAL OF AUTOMOBILES & TRUCKS.....	577	89	40
57800	TRADE ASSOCIATION DUES.....	578	89	40
57900	RENTAL AO MACH&EQ INCL CONST MAC.....	579	89	40
58000	SPARE PARTS&MAINT,SUPPL,MACH&EQ.....	580	91	42
58100	OFFICE SUPPLIES.....	581	91	42
58200	CAFETERIA SUPPLIES.....	582	91	42
58300	TRANSPORTATION MARGINS.....	583	90	41
58400	LABORATORY EQUIP AND SUPPLIES.....	584	91	42
58500	TRAVELLING AND ENTERTAINMENT.....	585	92	43
58600	ADVERTISING & PROMOTION.....	586	92	43
58700	PURCHASED REPAIR SER FOR MACH&EQ.....	587	91	42
58800	COTTON RAW & SEMI-PROCESSED.....	588	93	44
58900	NATURAL RUBBER & ALLIED GUMS.....	589	93	44
59000	SUGAR, RAW.....	590	93	44
59100	COCOA BEANS UNROASTED.....	591	93	44
59200	GREEN COFFEE.....	592	93	44
59300	TROPICAL FRUIT.....	593	93	44
59400	UNALLOCATED IMPORTS & EXPORTS.....	594	94	45
59500	GOVERNMENT GOODS & SERVICES.....	595	89	40
59600	COMMODITY INDIRECT TAXES.....	596	95	46
59700	SUBSIDIES.....	597	96	46
59800	OTHER INDIRECT TAXES.....	598	95	46
59900	WAGES AND SALARIES.....	599	97	47
60000	SUPPLEMENTARY LABOUR INCOME.....	600	98	47
60100	NET INCOME UNINCORP BUSINESS.....	601	99	48
60200	OTHER OPERATING SURPLUS.....	602	100	49

DEFINITION OF COMMODITY AGGREGATION - S
IN TERMS OF L SEQUENTIAL NUMBERS

S-COMMODITY NO	S - COMMODITY TITLE	L SEQUENTIAL NO
1	GRAINS.....	7-8
2	OTHER AGRICULTURAL PRODUCTS.....	1-5, 9-23
3	FORESTRY PRODUCTS.....	24-32
4	FISHING & TRAPPING PRODUCTS.....	29-30
5	METALLIC ORES & CONCENTRATES.....	32-36
6	MINERALS FUELS.....	37-39
7	NON-METALLIC MINERALS.....	41-50
8	SERVICES INCIDENTAL TO MINING.....	51
9	MEAT, FISH & DAIRY PRODUCTS.....	52-73
10	FRUIT, VEG., FEED, MISC. FOOD PROD.....	74-104, 106-113, 118
11	BEVERAGES.....	114-116, 118-120
12	TOBACCO & TOBACCO PRODUCTS.....	121-123
13	RUBBER, LEATHER, PLASTIC FAB. PRO.....	124-144
14	TEXTILE PRODUCTS.....	145-170, 181-182
15	KNITTED PRODUCTS & CLOTHING.....	180, 183-189
16	LUMBER, SAWMILL, OTHER WOOD PROD.....	190-203
17	FURNITURE & FIXTURES.....	204-208
18	PAPER & PAPER PRODUCTS.....	209-227
19	PRINTING & PUBLISHING.....	228-234
20	PRIMARY METAL PRODUCTS.....	235-243, 246-271
21	METAL FABRICATED PRODUCTS.....	272-292, 306-313
22	MACHINERY & EQUIPMENT.....	314-339
23	AUTOS, TRUCKS, OTHER TRANSP. EQP.....	330-332
24	ELEC. & COMMUNICATIONS PROD.....	299, 333-374
25	NON-METALLIC MINERAL PRODUCTS.....	375-393
26	PETROLEUM & COAL PRODUCTS.....	245, 394-402, 548
27	CHEMICALS, CHEMICAL PROD.....	105, 112, 403-490
28	MISC. MANUFACTURED PRODUCTS.....	497-574
29	RESIDENTIAL CONSTRUCTION.....	523
30	NON-RESIDENTIAL CONSTRUCTION.....	524-529
31	REPAIR CONSTRUCTION.....	522
32	TRANSPORTATION & STORAGE.....	530-547
33	COMMUNICATION SERVICES.....	543-545
34	OTHER UTILITIES.....	546-547, 549
35	WHOLESALE MARGINS.....	550
36	RETAIL MARGINS.....	553
37	IMPLIED RENT OWNER OCPD, DWEL.....	557
38	OTHER FINANCE, INS., REAL ESTATE.....	554-556, 558-560
39	BUSINESS SERVICES.....	566-567, 575-578
40	PERSONAL & OTHER MISC. SERVICE.....	551-552, 561-565, 568- 574, 577-579, 582
41	TRANSPORTATION MARGINS.....	583
42	OPERATING, OFFICE, LAB & FOOD.....	580-582, 584, 587
43	TRAVEL, ADVERTISING, PROMOTION.....	585-586
44	NON-COMPETING IMPORTS.....	588-593
45	UNALLOCATED IMPORTS & EXPORTS.....	594
46	NET INDIRECT TAXES.....	596-598
47	LABOUR INCOME.....	599-600
48	NET INCOME UNINC. BUSINESS.....	601
49	OTHER OPERATING SURPLUS.....	602

- 45 -

DEFINITION OF COMMODITY AGGREGATION - M
IN TERMS OF L SEQUENTIAL NUMBERS

M-COMMODITY NO	M - COMMODITY TITLE	L SEQUENTIAL NO	M-COMMODITY NO	M - COMMODITY TITLE	L SEQUENTIAL NO
1	GRAINS	7-8	51	FABRICATED STRUCTURAL METAL PROD.....	276-279
2	LIVE ANIMALS	1-5	52	OTHER METAL FABRICATED PRODUCTS.....	280-298, 301-313
3	OTHER AGRICULTURAL PRODUCTS	9-23	53	AGRICULTURAL MACHINERY	314-315
4	FORESTRY PRODUCTS	24-28	54	OTHER INDUSTRIAL MACHINERY	316-329
5	FISH LANDINGS	29	55	MOTOR VEHICLES	334-339
6	HUNTING & TRAPPING PRODUCTS	30	56	MOTOR VEHICLE PARTS	340-344
7	IRON ORES & CONCENTRATES	34	57	OTHER TRANSPORT EQUIPMENT	330-333, 345-352
8	OTHER METAL ORES & CONCENTRATES	32-33, 35-36	58	APPLIANCES & RECEIVERS, HOUSEHOLD	299, 353-357
9	COAL	37	59	OTHER ELECTRICAL PRODUCTS	358-374
10	CRUDE MINERAL OILS	38	60	CEMENT & CONCRETE PRODUCTS	375, 377-379
11	NATURAL GAS	39	61	OTHER NON-METALLIC MINERAL PROD	376, 380-393
12	NON-METALLIC MINERALS	41-50	62	GASOLINE & FUEL OIL	394-396
13	SERVICES INCIDENTAL TO MINING	51	63	OTHER PETROLEUM & COAL PROD	245, 397-402, 548
14	MEAT PRODUCTS	52-66	64	INDUSTRIAL CHEMICALS	117, 404-407, 411, 416-470, 473-474, 479-480
15	DAIRY PRODUCTS	67-74	65	FERTILIZERS	403
16	FISH PRODUCTS	75	66	PHARMACEUTICALS	408
17	FRUITS & VEGETABLES PREPARATIONS	76-84	67	OTHER CHEMICAL PRODUCTS	105, 409-410, 412-415, 471-472, 475-478, 481-496
18	FEEDS	85-89, 100, 103, 118	68	SCIENTIFIC EQUIPMENT	497-503
19	FLOUR, WHEAT, MEAL & OTHER CEREALS	90-91	69	OTHER MANUFACTURED PRODUCTS	504-521
20	BREAKFAST CEREAL & BAKERY PROD	92-95	70	RESIDENTIAL CONSTRUCTION	523
21	SUGAR	101	71	NON-RESIDENTIAL CONSTRUCTION	524-529
22	MISC. FOOD PRODUCTS	96-99, 102, 104, 106-113	72	REPAIR CONSTRUCTION	522
23	SOFT DRINKS	114-115	73	PIPELINE TRANSPORTATION	540
24	ALCOHOLIC BEVERAGES	116, 119-120	74	TRANSPORTATION & STORAGE	530-539, 541-542
25	TOBACCO PROCESSED UNMANUFACTURED	121	75	RADIO & TELEVISION BROADCASTING	543
26	CIGARETTES & TOBACCO MFG.	122-123	76	TELEPHONE & TELEGRAPH	544
27	TIRES & TUBES	125-128	77	POSTAL SERVICES	545
28	OTHER RUBBER PRODUCTS	124, 129-134	78	ELECTRIC POWER	546
29	PLASTIC FABRICATED PRODUCTS	135-138	79	OTHER UTILITIES	547, 549
30	LEATHER & LEATHER PRODUCTS	139-144	80	WHOLESALE MARGINS	550
31	YARNS & MAN MADE FIBRES	145-146, 151, 154-157, 161, 164	81	RETAIL MARGINS	553
32	FABRICS	147-148, 152, 158-159, 167-168, 181-182	82	IMPLIED RENT OWNER OCPD. DWEL.	557
33	OTHER TEXTILE PRODUCTS	149-150, 153, 160, 162-163, 165-166, 169-179	83	OTHER FINANCE, INS., REAL ESTATE	554-556, 558-560
34	HOSIERY & KNITTED WEAR	180, 183	84	BUSINESS SERVICES	566-567, 575-576
35	CLOTHING & ACCESSORIES	184-189	85	EDUCATION SERVICES	561
36	LUMBER & TIMBER	191	86	HEALTH SERVICES	562-563
37	VENEER & PLYWOOD	195	87	AMUSEMENT & RECREATION SERVICES	564-565
38	OTHER WOOD FABRICATED MATERIALS	190, 192-194, 196-203	88	ACCOMMODATION & FOOD SERVICES	569-571
39	FURNITURE & FIXTURES	204-208	89	OTHER PERSONAL & MISC. SERVICES	551-552, 568, 572-574, 577-579, 595
40	PULP	209	90	TRANSPORTATION MARGINS	583
41	NEWSPRINT & OTHER PAPER STOCK	210-216	91	OPERATING, OFFICE, LAB. & FOOD	580-582, 584, 587
42	PAPER PRODUCTS	217-227	92	TRAVEL, ADVERTISING & PROMOTION	585-586
43	PRINTING & PUBLISHING	228-231, 233-234	93	NON-COMPETING IMPORTS	588-593
44	ADVERTISING, PRINT MEDIA	232	94	UNALLOCATED IMPORTS & EXPORTS	594
45	IRON & STEEL PRODUCTS	235-244, 247-252	95	INDIRECT TAXES	596, 598
46	ALUMINUM PRODUCTS	257, 264	96	SUBSIDIES	597
47	COPPER & COPPER ALLOY PRODUCTS	254, 265-266	97	WAGES & SALARIES	599
48	NICKEL PRODUCTS	253, 268	98	SUPPLEMENTARY LABOUR INCOME	600
49	OTHER NON FERROUS METAL PRODUCTS	246, 255-256, 258-263, 267, 269-271	99	NET INCOME, UNINC. BUSINESS	601
50	BOILERS, TANKS & PLATES	272-275, 300	100	OTHER OPERATING SURPLUS	602

AGGREGATION PARAMETERS (FINAL DEMAND)

FINAL DEMAND TITLE		L	M	S
20001	CE FOOD & NON-ALCOHOLIC BEVERAG	1	3	1
20002	CE ALCOHOLIC BEVERAGES	2	3	3
20003	CE TOBACCO	3	3	3
20004	CE MEN'S AND BOY'S CLOTHING	4	2	2
20005	CE WOMEN'S&CHILDREN'S CLOTHING	5	2	2
20006	CE FOOTWEAR AND SHOE REPAIR	6	2	2
20007	CE GROSS IMPUTED RENTS	7	4	4
20008	CE GROSS PAID RENTS	8	4	4
20009	CE OTHER LODGING	9	4	4
20010	CE ELECTRICITY	10	3	3
20011	CE GAS	11	3	3
20012	CE OTHER FUELS	12	3	3
20013	CE FURN.CARPETS&FLOOR COVERING	13	1	1
20014	CE DURABLE HHLD. APPLIANCES	14	1	1
20015	CE SEMI-DUR HHLD FURN&SUPPLIES	15	2	2
20016	CE NON-DURABLE HHLD. SUPPLIES	16	3	3
20017	CE LAUNDRY & DRY CLEANING SERV.	17	4	4
20018	CE DOMESTIC SERVICES	18	4	4
20019	CE OTHER HOUSEHOLD SERVICES	19	4	4
20020	CE MEDICAL CARE	20	4	4
20021	CE HOSPITAL CARE	21	4	4
20022	CE OTHER MEDICAL CARE	22	4	4
20023	CE DRUGS AND SUNDRIES	23	3	3
20024	CE NEW & USED AUTOMOBILES	24	1	1
20025	CE AUTO REPAIRS & PARTS	25	1	1
20026	CE GASOLINE,OIL & GREASE	26	3	3
20027	CE OTH AUTO RELATED SERVICES	27	4	4
20028	CE PURCHASED TRANSPORTATION	28	4	4
20029	CE COMMUNICATIONS	29	4	4
20030	CE REC. SPORTS&CAMPING EQP	30	1	1
20031	CE BOOKS,MAGAZINES & STATIONARY	31	2	2
20032	CE RECREATIONAL SERVICES	32	4	4
20033	CE EDUCATION & CULTURAL SERVICES	33	4	4
20034	CE JEWELLRY WATCHES & REPAIRS	34	2	2
20035	CE TOILET ARTICLES,COSMET. ETC	35	3	3
20036	CE PERSONAL CARE	36	4	4
20037	CE EXP. IN RESTAUR.&HOTELS ETC	37	4	4
20038	CE PERSONAL BUSINESS	38	4	4
20039	CE OPER. EXP. NON-PROFIT ORGN	39	4	4
20040	CE NET EXPENDITURES ABROAD	40	4	4
21001	M&E AGRICULTURE AND FISHING	41	7	7
21002	M&E FORESTRY	42	7	7
21003	M&E MINING QUARRYING & OIL WELLS	43	7	7
21004	M&E FOOD AND BEVERAGES	44	7	7
21005	M&E TOBACCO AND TOBACCO PRODUCTS	45	7	7
21006	M&E RUBBER PRODUCTS	46	7	7
21007	M&E LEATHER GOODS	47	7	7
21008	M&E TEXTILE PRODUCTS	48	7	7
21009	M&E CLOTHING AND KNITTING MILLS	49	7	7
21010	M&E WOOD PRODUCTS	50	7	7
21011	M&E FURNITURE AND FIXTURES	51	7	7
21012	M&E PAPER AND ALLIED INDUSTRIES	52	7	7
21013	M&E PRINTING,PUBLISHING & ALLIED	53	7	7
21014	M&E PRIMARY METALS	54	7	7
21015	M&E METAL FABRICATING	55	7	7
21016	M&E MACHINERY	56	7	7
21017	M&E TRANSPORT EQUIPMENT	57	7	7
21018	M&E ELECTRICAL PRODUCTS	58	7	7
21019	M&E NON-METALLIC MINERAL PRODUCT	59	7	7
21020	M&E PETROLEUM AND COAL PRODUCTS	60	7	7
21021	M&E CHEMICALS & CHEMICAL PROD.	61	7	7
21022	M&E MISCELLANEOUS MANUFACTURING	62	7	7
21023	M&E CONSTRUCTION INDUSTRY	63	7	7
21024	M&E ELECTRIC POWER	64	7	7
21025	M&E GAS DISTRIBUTION	65	7	7
21026	M&E RAILWAY TRANSPORT	66	7	7
21027	M&E URBAN TRANSIT SYSTEMS	67	7	7
21028	M&E WATER TRANSPORT AND SERVICES	68	7	7
21029	M&E MOTOR TRANSPORT	69	7	7
21030	M&E GRAIN ELEVATORS	70	7	7
21031	M&E TELEPHONES	71	7	7
21032	M&E BROADCASTING	72	7	7
21033	M&E AIR TRANSPORT & OTH. UTIL.	73	7	7
21034	M&E TRADE, WHOLSALE AND RETAIL	74	7	7
21035	M&E FINANCE,INSURANCE & REAL EST	75	7	7
21036	M&E COMMERCIAL SERVICES	76	7	7
21037	M&E CHURCHES AND UNIVERSITIES	77	7	7
21038	M&E USED CARS,EQUIPT. & SCRAP	78	7	7
21500	M&T GOVERNMENT SECTOR	79	8	8
22001	CON AGRICULTURE AND FISHING	80	5	5
22002	CON FORESTRY	81	5	5
22003	CON MINING QUARRYING & OIL WELLS	82	5	5
22004	CON FOOD AND BEVERAGES	83	5	5
22005	CON TOBACCO AND TOBACCO PRODUCTS	84	5	5
22006	CON RUBBER PRODUCTS	85	5	5
22007	CON LEATHER GOODS	86	5	5
22008	CON TEXTILE PRODUCTS	87	5	5
22009	CON CLOTHING AND KNITTING MILLS	88	5	5
22010	CON WOOD PRODUCTS	89	5	5
22011	CON FURNITURE AND FIXTURES	90	5	5
22012	CON PAPER AND ALLIED INDUSTRIES	91	5	5
22013	CON PRINTING,PUBLISHING & ALLIED	92	5	5
22014	CON PRIMARY METALS	93	5	5
22015	CON METAL FABRICATING	94	5	5
22016	CON MACHINERY	95	5	5
22017	CON TRANSPORT EQUIPMENT	96	5	5
22018	CON ELECTRICAL PRODUCTS	97	5	5
22019	CON NON-METALLIC MINERAL PRODUCT	98	5	5
22020	CON PETROLEUM AND COAL PRODUCTS	99	5	5
22021	CON CHEMICALS & CHEMICAL PROD.	100	5	5

AGGREGATION PARAMETERS (FINAL DEMAND)

FINAL DEMAND TITLE		L	M	S
22022	CON MISCELLANEOUS MANUFACTURING.....	101	5	5
22023	CON CONSTRUCTION INDUSTRY.....	102	5	5
22024	CON ELECTRIC POWER.....	103	5	5
22025	CON GAS DISTRIBUTION.....	104	5	5
22026	CON RAILWAY TRANSPORT.....	105	5	5
22027	CON URBAN TRANSIT SYSTEMS.....	106	5	5
22028	CON WATER TRANSPORT AND SERVICES.....	107	5	5
22029	CON MOTOR TRANSPORT.....	108	5	5
22030	CON GRAIN ELEVATORS.....	109	5	5
22031	CON TELEPHONES.....	110	5	5
22032	CON BROADCASTING.....	111	5	5
22033	CON AIR TRANSPORT & OTH. UTIL.....	112	5	5
22034	CON TRADE WHOLESALE AND RETAIL.....	113	5	5
22035	CON FINANCE, INSURANCE + REAL EST.....	114	5	5
22036	CON COMMERCIAL SERVICES.....	115	5	5
22037	CON CHURCHES AND UNIVERSITIES.....	116	5	5
22040	CON HOUSING.....	117	5	5
22045	CON REAL ESTATE COMMISSIONS.....	118	5	5
22500	CON GOVERNMENT SECTOR.....	119	6	6
23010	INV FINISHED GOODS & GOODS I.P.....	120	9	9
23020	INV RAW MATERIALS & G.P.R.S.....	121	9	9
24001	GCE HOSPITAL EXP.....	122	13	13
24002	GCE EDUCATION EXP.....	123	13	13
24003	GCE DEFENCE EXP.....	124	13	13
24004	GCE OTHER MUNICIPAL GOVT. EXP.....	125	13	13
24005	GCE OTHER PROV. GOVT. EXP.....	126	13	13
24006	GCE OTHER FED. GOVT. EXP.....	127	13	13
25000	DOMESTIC EXPORTS.....	128	10	10
26000	RE-EXPORTS.....	129	11	11
27000	IMPORTS.....	130	12	12
28001	GCE HOSPITAL REV.....	131	14	14
28002	GCE EDUCATION REV.....	132	14	14
28003	GCE DEFENCE REV.....	133	14	14
28004	GCE OTHER MUNICIPAL GOVT. REV.....	134	14	14
28005	GCE OTHER PROV. GOVT. REV.....	135	14	14
28006	GCE OTHER FED. GOVT. REV.....	136	14	14

DEFINITION OF FINAL DEMAND AGGREGATION - S & M
IN TERMS OF L SEQUENTIAL NUMBERS

S&M FINAL DEMAND NO	S & M FINAL DEMAND TITLE	L SEQUENTIAL NO
1	CONSUMER EXPEND., DURABLE.....	13-14, 24-25, 30
2	CONSUMER EXPEND., SEMI-DURABLE.....	4-6, 15, 31, 34
3	CONSUMER EXPEND., NON-DURABLE.....	1-3, 10-12, 16, 23, 26, 35
4	CONSUMER EXPEND., SERVICES.....	7-9, 17-22, 27- 29, 32-33, 36-40
5	CONSTRUCTION, BUSINESS.....	80-118
6	CONSTRUCTION, GOVERNMENT.....	119
7	MACHINERY & EQPT., BUSINESS.....	41-78
8	MACHINERY & EQPT., GOVERNMENT.....	79
9	INVENTORIES.....	120-121
10	DOMESTIC EXPORTS.....	128
11	RE-EXPORTS.....	129
12	IMPORTS.....	130
13	GOVT. CURRENT EXPEND., GROSS.....	122-127
14	GOVT. REV. SALE OF GOODS, SERV.....	131-136

TABLE 1. MAKE (OUTPUT) MATRIX (AGGREGATION - S), 1961 (MILLIONS OF DOLLARS)

NO.	COMMODITY AGGREGATION - S	AGRICUL- TURE	FOREST- RY	FISHING, HUNTING & TRAPPING	MINES QUARRIES & OIL WELLS	MANUFAC- TURING	CONSTRUC- TION
1	GRAINS	421.6	--	--	--	0.4	--
2	OTHER AGRICULTURAL PRODUCTS	2330.9	1.0	--	--	1.0	--
3	FORESTRY PRODUCTS	42.0	774.8	--	--	3.3	--
4	FISHING & TRAPPING PRODUCTS	--	--	123.1	--	--	--
5	METALLIC ORES & CONCENTRATES	--	--	--	1065.0	128.3	--
6	MINERALS FUELS	--	--	--	645.9	--	--
7	NON-METALLIC MINERALS	--	--	--	276.2	10.4	--
8	SERVICES INCIDENTAL TO MINING	--	--	--	190.9	--	--
9	MEAT, FISH & DAIRY PRODUCTS	38.2	--	--	--	2399.7	--
10	FRUIT, VEG., FEED, MISC. FOOD PROD.	10.4	--	--	--	2042.0	--
11	BEVERAGES	--	--	--	--	614.8	--
12	TOBACCO & TOBACCO PRODUCTS	--	--	--	--	331.3	--
13	RUBBER, LEATHER, PLASTIC FAB. PRO.	--	--	--	--	686.7	--
14	TEXTILE PRODUCTS	--	--	--	--	850.6	--
15	KNITTED PRODUCTS & CLOTHING	--	--	--	--	1024.1	--
16	LUMBER, SAWMILL, OTHER WOOD PROD.	--	0.5	--	--	1045.7	--
17	FURNITURE & FIXTURES	--	--	--	--	341.8	--
18	PAPER & PAPER PRODUCTS	--	--	--	--	2258.5	--
19	PRINTING & PUBLISHING	--	--	--	--	846.0	--
20	PRIMARY METAL PRODUCTS	--	--	--	0.9	2318.1	--
21	METAL FABRICATED PRODUCTS	--	--	--	--	1479.6	--
22	MACHINERY & EQUIPMENT	--	--	--	15.3	748.2	--
23	AUTOS, TRUCKS, OTHER TRANSP. EQP.	--	--	--	--	1792.8	--
24	ELEC. & COMMUNICATIONS PROD.	--	--	--	--	1187.7	--
25	NON-METALLIC MINERAL PRODUCTS	--	--	--	2.1	671.7	--
26	PETROLEUM & COAL PRODUCTS	--	--	--	8.7	1248.4	--
27	CHEMICALS, CHEMICAL PROD.	--	--	--	0.1	1455.1	--
28	MISC. MANUFACTURED PRODUCTS	--	--	--	--	542.7	--
29	RESIDENTIAL CONSTRUCTION	--	--	--	--	--	1497.0
30	NON-RESIDENTIAL CONSTRUCTION	--	--	--	--	--	4049.3
31	REPAIR CONSTRUCTION	--	--	--	--	--	1490.1
32	TRANSPORTATION & STORAGE	--	10.0	--	--	0.7	--
33	COMMUNICATION SERVICES	--	--	--	--	--	--
34	OTHER UTILITIES	--	0.3	--	0.7	11.7	--
35	WHOLESALE MARGINS	--	0.7	--	0.1	410.2	--
36	RETAIL MARGINS	--	--	--	--	--	--
37	IMPUTED RENT OWNER OCPD, DWEL.	--	--	--	--	--	--
38	OTHER FINANCE, INS., REAL ESTATE	0.7	0.2	--	25.5	48.8	20.3
39	BUSINESS SERVICES	--	--	--	--	66.0	--
40	PERSONAL & OTHER MISC. SERVICE	--	20.8	0.4	6.9	113.6	27.5
41	TRANSPORTATION MARGINS	--	--	--	--	--	--
42	OPERATING OFFICE, LAB & FOOD	--	--	--	--	--	--
43	TRAVEL, ADVERTISING, PROMOTION	--	--	--	--	--	--
TOTAL		2843.8	808.4	123.6	2238.4	24680.3	7084.2

NOTE: DETAIL MAY NOT ADD DUE TO ROUNDING.

TABLE 1. MAKE (OUTPUT) MATRIX (AGGREGATION - S), 1961 (MILLIONS OF DOLLARS) - CONTINUED

NO.	COMMODITY AGGREGATION - S	TRANS. & STORAGE	COMMUNI- CATION	ELEC POWER GAS, OTHER UTILITIES	WHOLESALE TRADE	RETAIL TRADE	FINANCE, INS., & REAL EST.
1	GRAINS	--	--	--	--	--	--
2	OTHER AGRICULTURAL PRODUCTS	--	--	--	--	2.0	--
3	FORESTRY PRODUCTS	--	--	0.5	--	--	--
4	FISHING & TRAPPING PRODUCTS	--	--	--	--	--	--
5	METALLIC ORES & CONCENTRATES	--	--	--	--	--	--
6	MINERALS FUELS	--	--	--	--	--	--
7	NON-METALLIC MINERALS	--	--	--	--	--	--
8	SERVICES INCIDENTAL TO MINING	--	--	--	--	--	--
9	MEAT, FISH & DAIRY PRODUCTS	--	--	--	7.1	219.7	--
10	FRUIT, VEG., FEED, MISC. FOOD PROD.	--	--	--	5.7	4.4	--
11	BEVERAGES	--	--	--	--	--	--
12	TOBACCO & TOBACCO PRODUCTS	--	--	--	--	--	--
13	RUBBER, LEATHER, PLASTIC FAB. PRO.	--	--	--	2.6	--	--
14	TEXTILE PRODUCTS	--	--	--	3.5	1.4	--
15	KNITTED PRODUCTS & CLOTHING	--	--	--	0.6	0.3	--
16	LUMBER, SAWMILL, OTHER WOOD PROD.	--	--	--	1.9	--	--
17	FURNITURE & FIXTURES	--	--	--	1.8	--	--
18	PAPER & PAPER PRODUCTS	--	--	--	3.9	--	--
19	PRINTING & PUBLISHING	--	--	--	0.5	--	--
20	PRIMARY METAL PRODUCTS	--	--	--	--	--	--
21	METAL FABRICATED PRODUCTS	--	--	--	4.4	--	--
22	MACHINERY & EQUIPMENT	--	--	--	--	--	--
23	AUTOS, TRUCKS, OTHER TRANSP. EQP.	10.2	--	--	0.1	--	--
24	ELEC. & COMMUNICATIONS PROD.	--	37.9	--	0.4	--	--
25	NON-METALLIC MINERAL PRODUCTS	--	--	--	1.2	--	--
26	PETROLEUM & COAL PRODUCTS	--	--	6.2	--	--	--
27	CHEMICALS, CHEMICAL PROD.	--	--	--	0.1	--	--
28	MISC. MANUFACTURED PRODUCTS	--	--	--	9.7	--	--
29	RESIDENTIAL CONSTRUCTION	--	--	--	--	--	--
30	NON-RESIDENTIAL CONSTRUCTION	--	--	--	--	--	--
31	REPAIR CONSTRUCTION	--	--	--	--	--	--
32	TRANSPORTATION & STORAGE	3439.1	--	--	--	8.4	--
33	COMMUNICATION SERVICES	--	1028.6	--	--	--	--
34	OTHER UTILITIES	2.5	--	1009.1	--	--	--
35	WHOLESALE MARGINS	4.4	--	--	2310.7	--	--
36	RETAIL MARGINS	1.3	--	5.8	--	3514.0	--
37	IMPUTED RENT OWNER OCPD, DWEL.	--	--	--	--	--	2471.7
38	OTHER FINANCE, INS., REAL ESTATE	7.6	0.4	0.8	15.1	29.6	4307.3
39	BUSINESS SERVICES	1.5	29.3	--	--	--	--
40	PERSONAL & OTHER MISC. SERVICE	39.9	3.0	10.4	160.3	495.7	22.4
41	TRANSPORTATION MARGINS	--	--	--	--	--	--
42	OPERATING OFFICE, LAB & FOOD	--	--	--	--	--	--
43	TRAVEL, ADVERTISING, PROMOTION	--	--	--	--	--	--
TOTAL		3506.6	1099.2	1032.8	2529.5	4275.6	6801.4

NOTE: DETAIL MAY NOT ADD DUE TO ROUNDING.

TABLE 1. MAKE (OUTPUT) MATRIX (AGGREGATION - S), 1961 (MILLIONS OF DOLLARS) - CONCLUDED

NO.	COMMODITY AGGREGATION - S	BUSINESS & PERSONAL SERVICES	TRANS. MARGINS	OPERATING OFFICE SUPPLIES	TRAVEL, PROMOTION, ADVTG.	TOTAL INDUSTRIES
1	GRAINS.....	--	--	--	--	422.0
2	OTHER AGRICULTURAL PRODUCTS.....	--	--	--	--	2334.8
3	FORESTRY PRODUCTS.....	--	--	--	--	820.6
4	FISHING & TRAPPING PRODUCTS.....	--	--	--	--	123.1
5	METALLIC ORES & CONCENTRATES.....	--	--	--	--	1193.3
6	MINERALS FUELS.....	--	--	--	--	643.9
7	NON-METALLIC MINERALS.....	--	--	--	--	286.6
8	SERVICES INCIDENTAL TO MINING.....	--	--	--	--	190.9
9	MEAT, FISH & DAIRY PRODUCTS.....	--	--	--	--	2064.8
10	FRUIT, VEG., FEED, MISC. FOOD PROD.....	--	--	--	--	2062.5
11	BEVERAGES.....	--	--	--	--	614.8
12	TOBACCO & TOBACCO PRODUCTS.....	--	--	--	--	331.3
13	RUBBER, LEATHER, PLASTIC FAB. PRO.....	--	--	--	--	289.3
14	TEXTILE PRODUCTS.....	--	--	--	--	855.5
15	KNITTED PRODUCTS & CLOTHING.....	--	--	--	--	1025.0
16	LUMBER, SAWMILL, OTHER WOOD PROD.....	--	--	--	--	1048.1
17	FURNITURE & FIXTURES.....	--	--	--	--	243.6
18	PAPER & PAPER PRODUCTS.....	--	--	--	--	2162.4
19	PRINTING & PUBLISHING.....	--	--	--	--	386.5
20	PRIMARY METAL PRODUCTS.....	--	--	--	--	2319.0
21	METAL FABRICATED PRODUCTS.....	--	--	--	--	1484.0
22	MACHINERY & EQUIPMENT.....	--	--	--	--	763.5
23	AUTOS, TRUCKS, OTHER TRANSP. EQP.....	--	--	--	--	1808.1
24	ELEC. & COMMUNICATIONS PROD.....	--	--	--	--	1123.9
25	NON-METALLIC MINERAL PRODUCTS.....	--	--	--	--	675.1
26	PETROLEUM & COAL PRODUCTS.....	--	--	--	--	1260.3
27	CHEMICALS, CHEMICAL PROD.....	--	--	--	--	1455.3
28	MISC. MANUFACTURED PRODUCTS.....	--	--	--	--	552.5
29	RESIDENTIAL CONSTRUCTION.....	--	--	--	--	1697.0
30	NON-RESIDENTIAL CONSTRUCTION.....	--	--	--	--	4088.3
31	REPAIR CONSTRUCTION.....	--	--	--	--	1490.1
32	TRANSPORTATION & STORAGE.....	--	--	--	--	3458.3
33	COMMUNICATION SERVICES.....	--	--	--	--	1028.6
34	OTHER UTILITIES.....	--	--	--	--	1024.2
35	WHOLESALE MARGINS.....	--	--	--	--	2726.1
36	RETAIL MARGINS.....	40.5	--	--	--	3591.7
37	IMPUTED RENT OWNER OCPD, DWEL.....	--	--	--	--	2471.7
38	OTHER FINANCE, INS., REAL ESTATE.....	42.3	--	--	--	4598.7
39	BUSINESS SERVICES.....	742.6	--	--	--	838.4
40	PERSONAL & OTHER MISC. SERVICE.....	3439.2	--	--	--	4380.2
41	TRANSPORTATION MARGINS.....	--	1627.5	--	--	1627.5
42	OPERATING OFFICE, LAB & FOOD.....	--	--	2576.8	--	2576.8
43	TRAVEL, ADVERTISING, PROMOTION.....	--	--	--	1420.1	1420.1
	TOTAL.....	4264.6	1627.5	2576.8	1420.1	66912.5

NOTE: DETAIL MAY NOT ADD DUE TO ROUNDING.

TABLE 2. USE (INPUT) MATRIX (AGGREGATION - S), 1961 (MILLIONS OF DOLLARS)

NO.	COMMODITY AGGREGATION - S	AGRICULTURE	FORESTRY	FISHING, HUNTING & TRAPPING	MINES, QUARRIES & OIL WELLS	MANUFACTURING	CONSTRUCTION
1	GRAINS.....	33.3	--	--	--	222.9	--
2	OTHER AGRICULTURAL PRODUCTS.....	106.5	1.7	--	--	1425.6	4.8
3	FORESTRY PRODUCTS.....	0.3	64.5	--	--	676.0	7.2
4	FISHING & TRAPPING PRODUCTS.....	--	--	2.7	--	89.5	--
5	METALLIC ORES & CONCENTRATES.....	--	--	--	--	749.3	--
6	MINERALS FUELS.....	0.7	0.1	--	3.4	859.7	--
7	NON-METALLIC MINERALS.....	4.1	--	0.4	6.7	96.7	55.0
8	SERVICES INCIDENTAL TO MINING.....	--	--	--	53.6	--	53.3
9	MEAT, FISH & DAIRY PRODUCTS.....	0.1	--	--	--	408.6	--
10	FRUIT, VEG., FEED, MISC. FOOD PROD.....	264.2	6.1	--	0.2	443.4	--
11	BEVERAGES.....	--	--	--	--	25.5	--
12	TOBACCO & TOBACCO PRODUCTS.....	--	--	--	--	75.7	--
13	RUBBER, LEATHER, PLASTIC FAB. PRO.....	6.6	--	--	--	229.0	59.3
14	TEXTILE PRODUCTS.....	13.8	1.9	4.1	2.1	830.5	17.6
15	KNITTED PRODUCTS & CLOTHING.....	--	--	--	--	61.5	--
16	LUMBER, SAWMILL, OTHER WOOD PROD.....	3.9	0.4	1.4	1.2	261.9	433.0
17	FURNITURE & FIXTURES.....	--	--	--	--	15.0	12.4
18	PAPER & PAPER PRODUCTS.....	2.8	--	--	6.6	817.1	71.8
19	PRINTING & PUBLISHING.....	--	--	--	--	77.0	--
20	PRIMARY METAL PRODUCTS.....	--	--	--	13.0	1205.4	372.1
21	METAL FABRICATED PRODUCTS.....	8.4	5.3	0.4	1.8	634.3	780.5
22	MACHINERY & EQUIPMENT.....	40.4	3.7	1.5	30.0	121.6	115.8
23	AUTOS, TRUCKS, OTHER TRANSP. EQP.....	0.8	1.5	6.3	1.2	593.3	13.7
24	ELEC. & COMMUNICATIONS PROD.....	--	--	3.0	2.1	313.8	282.5
25	NON-METALLIC MINERAL PRODUCTS.....	0.1	0.1	0.2	2.4	228.9	467.9
26	PETROLEUM & COAL PRODUCTS.....	150.7	18.6	5.0	25.3	215.7	115.9
27	CHEMICALS, CHEMICAL PROD.....	105.0	1.0	0.3	40.9	768.1	67.0
28	MISC. MANUFACTURED PRODUCTS.....	--	--	1.0	--	117.9	68.5
29	RESIDENTIAL CONSTRUCTION.....	--	--	--	--	--	--
30	NON-RESIDENTIAL CONSTRUCTION.....	--	--	--	--	--	--
31	REPAIR CONSTRUCTION.....	44.5	18.0	0.5	26.0	124.0	4.0
32	TRANSPORTATION & STORAGE.....	10.8	76.6	1.6	20.1	190.6	47.5
33	COMMUNICATION SERVICES.....	10.7	2.5	0.2	5.9	118.5	7.7
34	OTHER UTILITIES.....	24.3	1.5	0.1	44.0	267.3	3.4
35	WHOLESALE MARGINS.....	78.6	6.8	2.3	22.2	551.1	363.3
36	RETAIL MARGINS.....	19.0	1.1	0.6	2.9	24.2	51.4
37	IMPUTED RENT OWNER OCPD, DWEL.....	--	--	--	--	--	--
38	OTHER FINANCE, INS., REAL ESTATE.....	105.9	61.3	1.7	164.7	351.3	87.1
39	BUSINESS SERVICES.....	3.4	3.6	0.2	44.6	171.1	138.8
40	PERSONAL & OTHER MISC. SERVICE.....	5.2	17.9	1.0	9.7	79.5	112.4
41	TRANSPORTATION MARGINS.....	47.2	2.1	1.1	11.3	551.7	173.3
42	OPERATING OFFICE, LAB & FOOD.....	112.4	90.5	2.4	132.6	652.9	140.1
43	TRAVEL, ADVERTISING, PROMOTION.....	0.1	5.3	--	14.0	646.2	30.8
44	NON-COMPETING IMPORTS.....	--	--	--	--	191.6	--
45	UNALLOCATED IMPORTS & EXPORTS.....	--	--	--	--	--	--
46	NET INDIRECT TAXES.....	84.5	21.4	1.3	22.9	251.0	175.0
47	LABOUR INCOME.....	241.7	285.4	26.6	556.4	5999.0	2175.4
48	NET INCOME UNINC. BUSINESS.....	842.0	31.7	32.9	6.3	97.0	261.0
49	OTHER OPERATING SURPLUS.....	471.8	77.9	24.8	964.2	2849.1	312.9
	TOTAL.....	2843.8	808.4	123.6	2238.4	24680.3	7084.2

NOTE: DETAIL MAY NOT ADD DUE TO ROUNDING.

TABLE 2. USE (INPUT) MATRIX (AGGREGATION - S), 1961 (MILLIONS OF DOLLARS) - CONTINUED

COMMODITY AGGREGATION - S	TRANS. & STORAGE	COMMUNI- CATION	ELEC POWER GAS, OTHER UTILITIES	WHOLESALE TRADE	RETAIL TRADE	FINANCE, INS. & REAL EST.
1 GRAINS	--	--	--	0.4	--	--
2 OTHER AGRICULTURAL PRODUCTS	0.7	--	--	2.1	209.7	--
3 FORESTRY PRODUCTS	--	--	--	--	--	--
4 FISHING & TRAPPING PRODUCTS	--	--	--	--	--	--
5 METALLIC ORES & CONCENTRATES	--	--	--	--	--	--
6 MINERAL FUELS	5.2	--	8.6	0.9	5.3	2.1
7 NON-METALLIC MINERALS	1.1	--	--	--	--	--
8 SERVICES INCIDENTAL TO MINING	--	--	--	--	--	--
9 MEAT, FISH & DAIRY PRODUCTS	--	--	--	3.1	6.1	--
10 FRUIT, VEG. FLD, MISC. FOOD PROD	0.7	--	--	1.6	--	--
11 BEVERAGES	--	--	--	--	--	--
12 TOBACCO & TOBACCO PRODUCTS	--	--	--	--	--	--
13 RUBBER, LEATHER, PLASTIC, FAB. PRO.	23.7	--	--	3.0	4.5	--
14 TEXTILE PRODUCTS	4.7	0.9	--	7.0	1.3	--
15 KNITTED PRODUCTS & CLOTHING	--	--	--	--	18.0	--
16 LUMBER, SAWMILL, OTHER WOOD PROD	--	--	--	5.3	4.5	--
17 FURNITURE & FIXTURES	0.3	--	--	--	--	--
18 PAPER & PAPER PRODUCTS	1.7	--	--	28.0	64.1	--
19 PRINTING & PUBLISHING	2.3	8.8	0.4	7.4	4.3	9.4
20 PRIMARY METAL PRODUCTS	6.1	--	--	2.2	--	--
21 METAL FABRICATED PRODUCTS	3.5	--	--	12.7	10.9	--
22 MACHINERY & EQUIPMENT	0.9	--	--	--	--	--
23 AUTOS, TRUCKS, OTHER TRANSP. EQP	72.6	--	--	--	--	--
24 ELEC. & COMMUNICATIONS PROD.	6.7	25.5	--	0.1	--	--
25 NON-METALLIC MINERAL PRODUCTS	1.6	--	--	0.9	0.8	--
26 PETROLEUM & COAL PRODUCTS	137.1	2.0	5.2	32.5	24.5	7.5
27 CHEMICALS, CHEMICAL PROD	3.7	0.2	--	2.2	3.2	--
28 MISC. MANUFACTURED PRODUCTS	2.2	0.6	--	0.9	4.2	--
29 RESIDENTIAL CONSTRUCTION	--	--	--	--	--	--
30 NON-RESIDENTIAL CONSTRUCTION	--	--	--	--	--	--
31 REPAIR CONSTRUCTION	167.0	35.7	56.5	5.2	28.6	559.3
32 TRANSPORTATION & STORAGE	246.0	63.8	1.5	90.1	43.6	2.7
33 COMMUNICATION SERVICES	41.3	28.9	4.0	53.2	104.3	73.9
34 OTHER UTILITIES	17.0	2.5	15.7	17.3	71.4	23.6
35 WHOLESALE MARGINS	64.8	2.3	2.4	32.2	23.2	2.8
36 RETAIL MARGINS	26.3	4.0	0.7	7.8	8.6	1.6
37 IMPUTED RENT OWNER OCPD, DWEL	--	--	--	--	--	--
38 OTHER FINANCE, INS., REAL ESTATE	83.3	21.5	36.2	138.0	310.0	440.0
39 BUSINESS SERVICES	16.5	5.3	5.4	44.5	29.8	81.1
40 PERSONAL & OTHER MISC. SERVICE	55.1	29.7	4.6	27.3	25.2	21.7
41 TRANSPORTATION MARGINS	14.7	0.8	1.5	5.6	9.4	0.8
42 OPERATING OFFICE LAB & FOOD	147.6	29.0	13.5	113.0	209.4	167.4
43 TRAVEL, ADVERTISING, PROMOTION	36.3	9.2	5.9	164.0	140.3	128.4
44 NON-COMPETING IMPORTS	--	--	--	--	4.1	--
45 UNALLOCATED IMPORTS & EXPORTS	--	--	--	--	--	--
46 NET INDIRECT TAXES	62.8	-33.2	27.0	-1.3	114.9	1117.2
47 LABOUR INCOME	1431.7	515.6	224.5	1120.8	1727.6	1025.8
48 NET INCOME UNINC. BUSINESS	94.0	--	--	157.0	493.0	1134.0
49 OTHER OPERATING SURPLUS	727.3	346.2	619.0	444.5	574.7	2002.0
TOTAL	3506.6	1099.2	1032.8	2529.5	4275.6	6801.4

NOTE: DETAIL MAY NOT ADD DUE TO ROUNDING.

TABLE 2. USE (INPUT) MATRIX (AGGREGATION - S), 1961 (MILLIONS OF DOLLARS) - CONCLUDED

COMMODITY AGGREGATION - S	BUSINESS & PERSONAL SERVICES	TRANS MARGINS	OPERATING OFFICE SUPPLIES	TRAVEL, PROMOTION, ADVTG.	TOTAL INDUSTRIES
1 GRAINS	--	--	--	--	256.6
2 OTHER AGRICULTURAL PRODUCTS	38.0	--	23.6	--	1812.7
3 FORESTRY PRODUCTS	--	--	--	--	748.5
4 FISHING & TRAPPING PRODUCTS	6.1	--	0.8	--	99.1
5 METALLIC ORES & CONCENTRATES	11.4	--	--	--	749.6
6 MINERAL FUELS	0.7	--	--	--	886.6
7 NON-METALLIC MINERALS	0.3	--	0.2	--	164.5
8 SERVICES INCIDENTAL TO MINING	--	--	--	--	106.8
9 MEAT, FISH & DAIRY PRODUCTS	280.1	--	80.6	--	778.7
10 FRUIT, VEG. FLD, MISC. FOOD PROD	80.7	--	47.3	--	844.3
11 BEVERAGES	8.4	--	7.3	18.2	59.3
12 TOBACCO & TOBACCO PRODUCTS	--	--	--	--	75.7
13 RUBBER, LEATHER, PLASTIC, FAB. PRO.	4.4	--	91.0	2.4	424.2
14 TEXTILE PRODUCTS	30.5	--	16.8	--	931.2
15 KNITTED PRODUCTS & CLOTHING	1.0	--	6.4	--	86.8
16 LUMBER, SAWMILL, OTHER WOOD PROD	11.7	--	1.0	--	725.1
17 FURNITURE & FIXTURES	0.6	--	--	--	28.3
18 PAPER & PAPER PRODUCTS	29.0	--	118.6	--	1139.7
19 PRINTING & PUBLISHING	3.6	--	222.1	389.1	724.3
20 PRIMARY METAL PRODUCTS	1.7	--	9.9	--	1610.3
21 METAL FABRICATED PRODUCTS	2.7	--	189.9	--	1650.4
22 MACHINERY & EQUIPMENT	--	--	274.8	--	588.8
23 AUTOS, TRUCKS, OTHER TRANSP. EQP	--	--	114.6	11.6	815.6
24 ELEC. & COMMUNICATIONS PROD.	0.4	--	113.9	1.5	749.4
25 NON-METALLIC MINERAL PRODUCTS	3.6	--	12.6	--	719.1
26 PETROLEUM & COAL PRODUCTS	20.8	--	3.8	25.3	790.0
27 CHEMICALS, CHEMICAL PROD	49.3	--	162.9	0.9	1204.6
28 MISC. MANUFACTURED PRODUCTS	34.1	--	92.8	25.7	347.9
29 RESIDENTIAL CONSTRUCTION	--	--	--	--	--
30 NON-RESIDENTIAL CONSTRUCTION	--	--	--	--	--
31 REPAIR CONSTRUCTION	14.9	--	--	--	1084.2
32 TRANSPORTATION & STORAGE	10.8	1627.5	--	190.3	2623.6
33 COMMUNICATION SERVICES	68.6	--	--	88.4	608.1
34 OTHER UTILITIES	22.8	--	--	--	511.0
35 WHOLESALE MARGINS	45.4	--	253.8	21.1	1472.3
36 RETAIL MARGINS	19.3	--	117.0	25.1	309.6
37 IMPUTED RENT OWNER OCPD, DWEL	--	--	--	--	--
38 OTHER FINANCE, INS., REAL ESTATE	200.7	--	--	--	2001.5
39 BUSINESS SERVICES	61.1	--	--	136.5	741.8
40 PERSONAL & OTHER MISC. SERVICE	99.3	--	323.8	329.8	1142.3
41 TRANSPORTATION MARGINS	18.7	--	72.0	7.9	918.2
42 OPERATING OFFICE LAB & FOOD	236.2	--	--	--	2047.1
43 TRAVEL, ADVERTISING, PROMOTION	96.8	--	--	--	1277.2
44 NON-COMPETING IMPORTS	3.6	--	2.1	--	201.4
45 UNALLOCATED IMPORTS & EXPORTS	--	--	48.1	64.2	112.3
46 NET INDIRECT TAXES	104.4	--	169.3	82.1	2199.5
47 LABOUR INCOME	1263.7	--	--	--	16590.4
48 NET INCOME UNINC. BUSINESS	989.5	--	--	--	4138.5
49 OTHER OPERATING SURPLUS	400.7	--	--	--	9815.2
TOTAL	4264.6	1627.5	2576.8	1420.1	66912.5

NOTE: DETAIL MAY NOT ADD DUE TO ROUNDING.

TABLE 3. FINAL DEMAND MATRIX (AGGREGATION - S), 1961 (MILLIONS OF DOLLARS)

NO.	COMMODITY AGGREGATION - S	CONS. EXP. DURABLE	CONS. EXP. SEMI DURABLE	CONS. EXP. NON DURABLE	CONS. EXP. SERVICES	CONS. INSTRUCTION, BUSINESS	CONS. INSTRUCTION, GOVERNMENT	MACHINERY, EQUIPMENT BUSINESS	MACHINERY, EQUIPMENT GOVERNMENT
1	GRAINS	--	--	--	--	--	--	--	--
2	OTHER AGRICULTURAL PRODUCTS	--	6.1	499.0	3.5	--	--	--	--
3	FORESTRY PRODUCTS	--	--	40.6	--	--	--	--	--
4	FISHING & TRAPPING PRODUCTS	--	--	6.5	--	--	--	--	--
5	METALLIC ORES & CONCENTRATES	--	--	--	--	--	--	--	--
6	MINERALS FUELS	--	--	47.5	3.6	--	--	--	--
7	NON-METALLIC MINERALS	--	1.9	3.5	--	--	--	--	--
8	SERVICES INCIDENTAL TO MINING	--	--	--	--	88.0	--	--	--
9	MEAT, FISH & DAIRY PRODUCTS	--	--	1734.1	--	--	--	--	--
10	FRUIT VEG. FEED, MISC. FOOD PROD.	--	--	1326.6	--	--	--	--	--
11	BEVERAGES	--	--	900.1	--	--	--	--	--
12	TOBACCO & TOBACCO PRODUCTS	--	--	224.7	--	--	--	--	--
13	RUBBER, LEATHER, PLASTIC FAB. PRO.	61.7	296.3	5.2	--	--	--	3.2	0.8
14	TEXTILE PRODUCTS	47.8	166.9	19.9	--	--	--	3.1	0.3
15	KNITTED PRODUCTS & CLOTHING	--	954.7	--	--	--	--	--	--
16	LUMBER, SAWMILL, OTHER WOOD PROD.	10.3	13.1	0.4	--	--	--	4.1	0.3
17	FURNITURE & FIXTURES	242.1	--	9.5	--	--	--	55.2	16.4
18	PAPER & PAPER PRODUCTS	--	13.1	79.0	--	--	--	--	--
19	PRINTING & PUBLISHING	--	232.2	--	5.5	--	--	1.1	--
20	PRIMARY METAL PRODUCTS	--	3.0	--	--	--	--	4.3	--
21	METAL FABRICATED PRODUCTS	12.5	55.4	7.1	--	--	--	4.3	2.3
22	MACHINERY & EQUIPMENT	14.7	10.9	--	--	--	--	8.8.5	12.4
23	AUTOS, TRUCKS, OTHER TRANSP. EQP.	900.0	--	--	--	3.2	--	436.1	49.4
24	ELEC. & COMMUNICATIONS PROD.	366.2	26.7	--	--	--	--	390.1	21.1
25	NON-METALLIC MINERAL PRODUCTS	--	49.5	--	--	--	--	9.3	0.1
26	PETROLEUM & COAL PRODUCTS	--	0.5	517.5	3.4	--	--	--	--
27	CHEMICALS, CHEMICAL PROD.	4.3	48.2	201.3	--	--	--	--	--
28	MISC. MANUFACTURED PRODUCTS	182.1	114.9	29.1	5.1	--	--	18.4	23.3
29	RESIDENTIAL CONSTRUCTION	--	--	--	--	1475.0	9.0	--	--
30	NON-RESIDENTIAL CONSTRUCTION	--	--	--	--	586.3	6479.0	--	--
31	REPAIR CONSTRUCTION	--	--	--	15.7	--	--	--	--
32	TRANSPORTATION & STORAGE	--	--	24.0	278.6	--	--	--	--
33	COMMUNICATION SERVICES	--	--	--	262.4	--	--	--	--
34	OTHER UTILITIES	--	--	425.9	107.6	--	--	--	--
35	WHOLESALE MARGINS	172.6	172.1	474.4	1.7	10.8	--	167.7	12.0
36	RETAIL MARGINS	673.9	1045.5	1457.8	3.1	6.3	--	86.4	8.9
37	IMPUTED RENT OWNER OCCUP. DWEL.	--	--	--	2471.7	--	--	--	--
38	OTHER FINANCE, INS., REAL ESTATE	--	--	--	2192.3	341.0	--	--	--
39	BUSINESS SERVICES	--	--	--	111.2	--	--	--	--
40	PERSONAL & OTHER MISC. SERVICE	277.0	50.9	--	389.3	--	--	--	--
41	TRANSPORTATION MARGINS	44.0	77.7	165.4	0.3	9.1	--	30.0	1.7
42	OPERATING OFFICE, LAB & FOOD	--	--	--	18.2	--	--	--	--
43	TRAVEL, ADVERTISING, PROMOTION	--	--	--	15.2	--	--	--	--
44	NON-COMPETING IMPORTS	--	--	92.5	--	--	--	--	--
45	UNALLOCATED IMPORTS & EXPORTS	--	--	--	13.1	--	--	--	--
46	NET INDIRECT TAXES	304.9	260.2	1315.1	23.4	6.7	--	132.4	14.4
47	LABOUR INCOME	--	--	--	593.6	--	--	--	--
48	NET INCOME UNINC. BUSINESS	--	--	--	--	--	--	--	--
49	OTHER OPERATING SURPLUS	--	--	--	37.3	--	--	--	--
	TOTAL	334.5	2499.2	9296.9	9633.2	5403.3	6488.0	2236.8	186.2

NOTE: DETAIL MAY NOT ADD DUE TO ROUNDING.

TABLE 3. FINAL DEMAND MATRIX (AGGREGATION - S), 1961 (MILLIONS OF DOLLARS) - CONCLUDED

NO.	COMMODITY AGGREGATION - S	INVENTORIES	DOMESTIC EXPORTS	RE-EXPORTS	IMPORTS	GOVT. GROSS CURRENT EXPEND.	GOVT. SALE OF GOOD & SERVICES	FINAL EXPEND. ON GDP
1	GRAINS	-391.4	590.9	--	-33.7	--	-0.4	165.3
2	OTHER AGRICULTURAL PRODUCTS	45.6	176.6	1.0	-212.0	4.4	-2.1	525.1
3	FORESTRY PRODUCTS	3.4	41.7	1.0	-14.7	--	--	75.4
4	FISHING & TRAPPING PRODUCTS	0.2	34.1	0.9	-17.4	--	-0.2	24.0
5	METALLIC ORES & CONCENTRATES	57.1	515.7	--	-139.2	--	--	444.7
6	MINERALS FUELS	0.3	192.6	--	-495.1	10.5	--	-246.7
7	NON-METALLIC MINERALS	14.7	146.9	3.2	-61.0	12.9	--	122.0
8	SERVICES INCIDENTAL TO MINING	--	--	--	--	--	--	84.0
9	MEAT, FISH & DAIRY PRODUCTS	51.7	205.9	2.2	-107.8	--	--	1886.1
10	FRUIT VEG. FEED, MISC. FOOD PROD.	43.0	124.5	2.3	-278.2	--	-0.1	1248.2
11	BEVERAGES	32.1	85.6	0.2	-62.8	--	--	555.4
12	TOBACCO & TOBACCO PRODUCTS	12.8	27.2	--	-9.2	--	--	248.8
13	RUBBER, LEATHER, PLASTIC FAB. PRO.	11.2	28.4	1.6	-143.4	--	--	265.1
14	TEXTILE PRODUCTS	22.2	42.5	3.4	-390.1	8.3	--	-95.7
15	KNITTED PRODUCTS & CLOTHING	62.0	9.7	0.9	-93.9	5.1	-0.2	938.2
16	LUMBER, SAWMILL, OTHER WOOD PROD.	-31.2	397.2	0.7	-71.7	--	--	123.0
17	FURNITURE & FIXTURES	19.5	2.3	0.2	-35.2	2.0	--	314.2
18	PAPER & PAPER PRODUCTS	17.4	1115.7	0.9	-103.4	--	--	1122.7
19	PRINTING & PUBLISHING	3.0	6.6	2.4	-139.7	13.6	-2.5	120.2
20	PRIMARY METAL PRODUCTS	10.1	976.2	11.6	-256.7	10.1	--	705.7
21	METAL FABRICATED PRODUCTS	-1.6	37.7	6.0	-370.1	20.3	-0.4	-166.4
22	MACHINERY & EQUIPMENT	13.3	149.3	25.2	-927.4	7.1	--	114.7
23	AUTOS, TRUCKS, OTHER TRANSP. EQP.	-5.0	161.9	38.8	-879.5	282.7	--	987.9
24	ELEC. & COMMUNICATIONS PROD.	23.0	76.4	7.8	-454.7	29.8	--	476.1
25	NON-METALLIC MINERAL PRODUCTS	11.7	38.9	0.9	-154.4	--	--	-144.0
26	PETROLEUM & COAL PRODUCTS	32.9	14.1	0.3	-156.5	61.3	-0.1	473.4
27	CHEMICALS, CHEMICAL PROD.	16.3	204.5	3.5	-390.5	63.0	--	236.7
28	MISC. MANUFACTURED PRODUCTS	15.4	36.4	9.1	-332.9	56.8	-0.1	704.4
29	RESIDENTIAL CONSTRUCTION	--	--	--	--	3.0	--	1497.0
30	NON-RESIDENTIAL CONSTRUCTION	--	--	--	--	80.0	--	4649.1
31	REPAIR CONSTRUCTION	--	--	--	--	390.2	--	468.8
32	TRANSPORTATION & STORAGE	--	352.4	--	-75.0	74.4	-14.7	834.9
33	COMMUNICATION SERVICES	--	20.7	--	-5.1	62.9	-0.4	426.6
34	OTHER UTILITIES	--	14.7	--	-1.4	88.4	-122.0	513.2
35	WHOLESALE MARGINS	--	137.4	6.1	-6.0	35.4	--	1253.5
36	RETAIL MARGINS	--	--	--	--	10.4	-0.1	3252.9
37	IMPUTED RENT OWNER OCCUP. DWEL.	--	--	--	--	--	--	2494.7
38	OTHER FINANCE, INS., REAL ESTATE	--	35.7	--	-104.4	77.9	-45.4	246.2
39	BUSINESS SERVICES	--	39.0	--	-149.3	102.5	-5.5	95.9
40	PERSONAL & OTHER MISC. SERVICE	--	0.7	--	-7.0	144.0	-287.1	3192.8
41	TRANSPORTATION MARGINS	--	339.2	4.5	--	18.3	--	769.2
42	OPERATING OFFICE, LAB & FOOD	--	--	--	--	491.0	--	529.3
43	TRAVEL, ADVERTISING, PROMOTION	--	--	--	--	127.6	--	142.8
44	NON-COMPETING IMPORTS	4.5	--	0.5	-298.9	--	--	-201.4
45	UNALLOCATED IMPORTS & EXPORTS	--	748.4	--	-995.8	--	--	-112.2
46	NET INDIRECT TAXES	--	1.1	--	515.0	41.9	--	2638.6
47	LABOUR INCOME	--	--	--	--	3825.7	--	4419.3
48	NET INCOME UNINC. BUSINESS	--	--	--	--	--	--	--
49	OTHER OPERATING SURPLUS	--	--	--	--	531.0	--	568.3
	TOTAL	94.8	7128.9	135.1	-7449.4	6692.6	-481.3	48369.7

NOTE: DETAIL MAY NOT ADD DUE TO ROUNDING.

TABLE 4. IMPACT (INVERSE) MATRIX (AGGREGATION - S). 1961

COMMODITY AGGREGATION - S	AGRICULTURE	FORESTRY	FISHING, HUNTING & TRAPPING	MINES, QUARRIES & OIL WELLS	MANUFACTURING	CONSTRUCTION	TRANS. & STORAGE	COMMUNICATION
1 GRAINS.....	1.0595	0.0089	0.0010	0.0159	0.3089	0.0263	0.0409	0.0096
2 OTHER AGRICULTURAL PRODUCTS.....	1.0588	0.0093	0.0010	0.0159	0.3091	0.0263	0.0409	0.0096
3 FORESTRY PRODUCTS.....	0.0745	1.0258	0.0007	0.0009	0.2071	0.0405	0.1237	0.0109
4 FISHING & TRAPPING PRODUCTS.....	0.0143	0.0063	1.0196	0.0127	0.2250	0.0102	0.0366	0.0062
5 METALLIC ORES & CONCENTRATES.....	0.0177	0.0077	0.0009	0.9299	0.2709	0.0226	0.0311	0.0086
6 MINERALS FUELS.....	0.0094	0.0038	0.0005	1.0343	0.1320	0.0231	0.0272	0.0079
7 NON-METALLIC MINERALS.....	0.0122	0.0051	0.0006	0.9991	0.1789	0.0230	0.0285	0.0082
8 SERVICES INCIDENTAL TO MINING.....	0.0094	0.0038	0.0005	1.0344	0.1320	0.0231	0.0272	0.0079
9 MEAT, FISH & DAIRY PRODUCTS.....	0.0980	0.0359	0.0041	0.0571	1.2972	0.0185	0.0605	0.0158
10 FRUIT, VEG., FEED MISC. FOOD PROD.....	0.0915	0.0390	0.0044	0.0620	1.4114	0.0183	0.0634	0.0145
11 BEVERAGES.....	0.0668	0.0394	0.0044	0.0625	1.4233	0.0183	0.0636	0.0144
12 TOBACCO & TOBACCO PRODUCTS.....	0.0668	0.0394	0.0044	0.0625	1.4233	0.0183	0.0636	0.0144
13 RUBBER, LEATHER, PLASTIC FAB. PRO.....	0.0865	0.0392	0.0044	0.0623	1.4185	0.0183	0.0636	0.0145
14 TEXTILE PRODUCTS.....	0.0864	0.0392	0.0044	0.0622	1.4160	0.0183	0.0635	0.0145
15 KNITTED PRODUCTS & CLOTHING.....	0.0868	0.0393	0.0044	0.0624	1.4222	0.0183	0.0636	0.0144
16 LUMBER, SAWMILL, OTHER WOOD PROD.....	0.0666	0.0398	0.0044	0.0624	1.4205	0.0183	0.0636	0.0144
17 FURNITURE & FIXTURES.....	0.0864	0.0392	0.0044	0.0622	1.4166	0.0183	0.0636	0.0145
18 PAPER & PAPER PRODUCTS.....	0.0867	0.0393	0.0044	0.0624	1.4211	0.0183	0.0636	0.0144
19 PRINTING & PUBLISHING.....	0.0868	0.0393	0.0044	0.0625	1.4225	0.0183	0.0636	0.0144
20 PRIMARY METAL PRODUCTS.....	0.0868	0.0393	0.0044	0.0629	1.4228	0.0183	0.0636	0.0144
21 METAL FABRICATED PRODUCTS.....	0.0866	0.0393	0.0044	0.0623	1.4196	0.0183	0.0636	0.0144
22 MACHINERY & EQUIPMENT.....	0.0853	0.0386	0.0044	0.0620	1.3974	0.0184	0.0628	0.0141
23 AUTOS, TRUCKS, OTHER TRANSP. EQP.....	0.0864	0.0392	0.0044	0.0622	1.4162	0.0185	0.0694	0.0144
24 ELEC. & COMMUNICATIONS PROD.....	0.0843	0.0382	0.0043	0.0607	1.3821	0.0190	0.0639	0.0458
25 NON-METALLIC MINERAL PRODUCTS.....	0.0864	0.0392	0.0044	0.0654	1.4170	0.0183	0.0635	0.0144
26 PETROLEUM & COAL PRODUCTS.....	0.0859	0.0389	0.0044	0.0689	1.4077	0.0185	0.0631	0.0143
27 CHEMICALS, CHEMICAL PROD.....	0.0868	0.0394	0.0044	0.0626	1.4232	0.0183	0.0636	0.0144
28 MISC. MANUFACTURED PRODUCTS.....	0.0855	0.0387	0.0044	0.0615	1.4008	0.0182	0.0635	0.0147
29 RESIDENTIAL CONSTRUCTION.....	0.0328	0.0154	0.0106	0.0360	0.5059	1.0116	0.0610	0.0112
30 NON-RESIDENTIAL CONSTRUCTION.....	0.0328	0.0154	0.0106	0.0360	0.5059	1.0116	0.0610	0.0112
31 REPAIR CONSTRUCTION.....	0.0328	0.0154	0.0106	0.0360	0.5059	1.0116	0.0610	0.0112
32 TRANSPORTATION & STORAGE.....	0.0124	0.0084	0.0006	0.0100	0.1734	0.0578	1.0882	0.0181
33 COMMUNICATION SERVICES.....	0.0072	0.0032	0.0004	0.0052	0.0985	0.0409	0.0728	1.0317
34 OTHER UTILITIES.....	0.0049	0.0024	0.0002	0.0091	0.0717	0.0598	0.0136	0.0066
35 WHOLESALE MARGINS.....	0.0225	0.0099	0.0011	0.0157	0.3358	0.0145	0.0637	0.0287
36 RETAIL MARGINS.....	0.0548	0.0038	0.0005	0.0074	0.1298	0.0193	0.0310	0.0314
37 IMPUTED RENT OWNER OCPD, DWEL.....	0.0059	0.0025	0.0003	0.0055	0.0833	0.0906	0.0132	0.0157
38 OTHER FINANCE, INS., REAL ESTATE.....	0.0076	0.0031	0.0004	0.0122	0.0921	0.0213	0.0163	0.0160
39 BUSINESS SERVICES.....	0.0296	0.0091	0.0021	0.0150	0.3214	0.0150	0.0336	0.0581
40 PERSONAL & OTHER MISC. SERVICE.....	0.0297	0.0123	0.0019	0.0136	0.2481	0.0218	0.0403	0.0250
41 TRANSPORTATION MARGINS.....	0.0121	0.0082	0.0006	0.0097	0.1686	0.0562	1.0582	0.0176
42 OPERATING, OFFICE, LAB & FOOD.....	0.0556	0.0200	0.0026	0.0320	0.8927	0.0147	0.0703	0.0151
43 TRAVEL, ADVERTISING, PROMOTION.....	0.0366	0.0160	0.0020	0.0238	0.5451	0.0220	0.1830	0.0815

TABLE 4. IMPACT (INVERSE) MATRIX (AGGREGATION - S). 1961 - CONCLUDED

COMMODITY AGGREGATION - S	ELEC. POWER, GAS, OTHER UTILITIES	WHOLESALE TRADE	RETAIL TRADE	FINANCE, INS., & REAL ESTATE	BUSINESS & PERSONAL SERVICES	TRANS. MARGINS	OPERATING, OFFICE, SUPPLIES	TRAVEL, PROMOTION, ADVERT.
1 GRAINS.....	0.0126	0.0397	0.0140	0.0510	0.0183	0.0274	0.0594	0.0134
2 OTHER AGRICULTURAL PRODUCTS.....	0.0126	0.0397	0.0150	0.0511	0.0183	0.0274	0.0595	0.0134
3 FORESTRY PRODUCTS.....	0.0070	0.0317	0.0175	0.0923	0.0471	0.0144	0.1375	0.0192
4 FISHING & TRAPPING PRODUCTS.....	0.0039	0.0263	0.0105	0.0231	0.0174	0.0159	0.0332	0.0093
5 METALLIC ORES & CONCENTRATES.....	0.0201	0.0229	0.0094	0.0779	0.0346	0.0141	0.0714	0.0176
6 MINERALS FUELS.....	0.0205	0.0209	0.0090	0.0828	0.0347	0.0114	0.0730	0.0145
7 NON-METALLIC MINERALS.....	0.0203	0.0216	0.0091	0.0811	0.0346	0.0123	0.0725	0.0156
8 SERVICES INCIDENTAL TO MINING.....	0.0205	0.0209	0.0090	0.0828	0.0347	0.0114	0.0730	0.0145
9 MEAT, FISH & DAIRY PRODUCTS.....	0.0168	0.0404	0.0944	0.0418	0.0332	0.0341	0.0585	0.0427
10 FRUIT, VEG., FEED MISC. FOOD PROD.....	0.0167	0.0422	0.0142	0.0382	0.0334	0.0364	0.0581	0.0432
11 BEVERAGES.....	0.0168	0.0396	0.0120	0.0379	0.0335	0.0366	0.0581	0.0433
12 TOBACCO & TOBACCO PRODUCTS.....	0.0168	0.0396	0.0120	0.0379	0.0335	0.0366	0.0581	0.0433
13 RUBBER, LEATHER, PLASTIC FAB. PRO.....	0.0167	0.0433	0.0120	0.0380	0.0335	0.0365	0.0581	0.0434
14 TEXTILE PRODUCTS.....	0.0167	0.0435	0.0137	0.0381	0.0335	0.0364	0.0581	0.0434
15 KNITTED PRODUCTS & CLOTHING.....	0.0168	0.0402	0.0123	0.0380	0.0335	0.0366	0.0581	0.0433
16 LUMBER, SAWMILL, OTHER WOOD PROD.....	0.0168	0.0413	0.0120	0.0380	0.0335	0.0365	0.0581	0.0433
17 FURNITURE & FIXTURES.....	0.0167	0.0448	0.0121	0.0381	0.0336	0.0364	0.0581	0.0435
18 PAPER & PAPER PRODUCTS.....	0.0168	0.0412	0.0120	0.0380	0.0335	0.0365	0.0581	0.0434
19 PRINTING & PUBLISHING.....	0.0168	0.0402	0.0120	0.0379	0.0335	0.0366	0.0581	0.0433
20 PRIMARY METAL PRODUCTS.....	0.0168	0.0395	0.0120	0.0379	0.0335	0.0366	0.0581	0.0433
21 METAL FABRICATED PRODUCTS.....	0.0168	0.0425	0.0120	0.0380	0.0335	0.0365	0.0581	0.0434
22 MACHINERY & EQUIPMENT.....	0.0169	0.0392	0.0120	0.0388	0.0335	0.0361	0.0584	0.0427
23 AUTOS, TRUCKS, OTHER TRANSP. EQP.....	0.0167	0.0396	0.0121	0.0379	0.0335	0.0365	0.0581	0.0432
24 ELEC. & COMMUNICATIONS PROD.....	0.0164	0.0390	0.0120	0.0376	0.0336	0.0356	0.0575	0.0424
25 NON-METALLIC MINERAL PRODUCTS.....	0.0168	0.0413	0.0120	0.0381	0.0335	0.0365	0.0581	0.0433
26 PETROLEUM & COAL PRODUCTS.....	0.0217	0.0393	0.0120	0.0382	0.0334	0.0363	0.0580	0.0429
27 CHEMICALS, CHEMICAL PROD.....	0.0168	0.0396	0.0120	0.0379	0.0335	0.0366	0.0581	0.0433
28 MISC. MANUFACTURED PRODUCTS.....	0.0166	0.0569	0.0121	0.0384	0.0338	0.0361	0.0581	0.0438
29 RESIDENTIAL CONSTRUCTION.....	0.0077	0.0634	0.0166	0.0332	0.0470	0.0390	0.0486	0.0251
30 NON-RESIDENTIAL CONSTRUCTION.....	0.0077	0.0634	0.0166	0.0332	0.0470	0.0390	0.0486	0.0251
31 REPAIR CONSTRUCTION.....	0.0077	0.0634	0.0166	0.0332	0.0470	0.0390	0.0486	0.0251
32 TRANSPORTATION & STORAGE.....	0.0078	0.0307	0.0191	0.0358	0.0333	0.0122	0.0592	0.0204
33 COMMUNICATION SERVICES.....	0.0042	0.0124	0.0119	0.0279	0.0368	0.0058	0.0386	0.0147
34 OTHER UTILITIES.....	0.0099	0.0091	0.0043	0.0393	0.0157	0.0055	0.0204	0.0099
35 WHOLESALE MARGINS.....	0.0102	0.0740	0.0136	0.0604	0.0489	0.0129	0.0596	0.0691
36 RETAIL MARGINS.....	0.0192	0.0177	0.0977	0.0813	0.0432	0.0089	0.0633	0.0407
37 IMPUTED RENT OWNER OCPD, DWEL.....	0.0048	0.0109	0.0060	1.0699	0.0268	0.0057	0.0345	0.0246
38 OTHER FINANCE, INS., REAL ESTATE.....	0.0053	0.0151	0.0129	1.0268	0.0367	0.0063	0.0357	0.0251
39 BUSINESS SERVICES.....	0.0091	0.0256	0.0197	0.0561	0.9329	0.0147	0.0701	0.0341
40 PERSONAL & OTHER MISC. SERVICE.....	0.0123	0.0615	0.1331	0.0661	0.8395	0.0132	0.0703	0.0361
41 TRANSPORTATION MARGINS.....	0.0076	0.0298	0.0186	0.0324	1.0118	0.0576	0.0198	0.0198
42 OPERATING, OFFICE, LAB & FOOD.....	0.0110	0.1133	0.0707	0.0356	0.1213	0.0477	1.0446	0.0325
43 TRAVEL, ADVERTISING, PROMOTION.....	0.0100	0.0451	0.0551	0.0384	0.2754	0.0222	0.0496	1.0282

TABLE 5. MAKE (OUTPUT) MATRIX (AGGREGATION - M). 1961 (MILLIONS OF DOLLARS)

NO.	COMMODITY AGGREGATION - M	AGRICUL- TURE	FOREST- RY	FISHING, HUNTING & TRAPPING	METAL MINES	MINERAL FUELS	NON-METAL MINES & QUARRIES	SERVICES INCIDENTAL TO MINING	FOOD & BEVERAGE INDUSTRIES
1	GRAINS.....	421.6	--	--	--	--	--	--	0.6
2	LIVE ANIMALS.....	1108.6	--	--	--	--	--	--	--
3	OTHER AGRICULTURAL PRODUCTS.....	1222.3	1.0	--	--	--	--	--	6.9
4	FORESTRY PRODUCTS.....	42.0	774.8	--	--	--	--	--	--
5	FISH LANDINGS.....	--	--	112.0	--	--	--	--	--
6	HUNTING & TRAPPING PRODUCTS.....	--	--	11.1	--	--	--	--	--
7	IRON ORES & CONCENTRATES.....	--	--	--	157.0	--	--	--	--
8	OTHER METAL ORES & CONCENTRATES.....	--	--	--	908.0	--	--	--	--
9	COAL.....	--	--	--	--	53.0	--	--	--
10	CRUDE MINERAL OILS.....	--	--	--	--	524.4	--	--	--
11	NATURAL GAS.....	--	--	--	--	65.3	--	--	--
12	NON-METALLIC MINERALS.....	--	--	--	--	9.8	266.7	--	0.8
13	SERVICES INCIDENTAL TO MINING.....	--	--	--	12.2	--	--	172.7	--
14	MEAT PRODUCTS.....	38.0	--	--	--	--	--	--	1786.7
15	DAIRY PRODUCTS.....	0.2	--	--	--	--	--	--	902.7
16	FISH PRODUCTS.....	--	--	--	--	--	--	--	181.1
17	FRUITS & VEGETABLES PREPARATIONS.....	--	--	--	--	--	--	--	233.5
18	FEEDS.....	--	--	--	--	--	--	--	263.5
19	FLOUR, WHEAT, MEAL & OTHER CEREALS.....	--	--	--	--	--	--	--	181.1
20	BREAKFAST CEREAL & BAKERY PROD.....	--	--	--	--	--	--	--	480.3
21	SUGAR.....	--	--	--	--	--	--	--	117.2
22	MISC. FOOD PRODUCTS.....	10.4	--	--	--	--	--	--	548.0
23	SOFT DRINKS.....	--	--	--	--	--	--	--	179.8
24	ALCOHOLIC BEVERAGES.....	--	--	--	--	--	--	--	439.0
25	TOBACCO PROCESSED UNMANUFACTURED.....	--	--	--	--	--	--	--	--
26	CIGARETTES & TOBACCO MFG.....	--	--	--	--	--	--	--	--
27	TIRES & TUBES.....	--	--	--	--	--	--	--	--
28	OTHER RUBBER PRODUCTS.....	--	--	--	--	--	--	--	--
29	PLASTIC FABRICATED PRODUCTS.....	--	--	--	--	--	--	--	--
30	LEATHER & LEATHER PRODUCTS.....	--	--	--	--	--	--	--	--
31	YARNS & MAN MADE FIBRES.....	--	--	--	--	--	--	--	--
32	FABRICS.....	--	--	--	--	--	--	--	--
33	OTHER TEXTILE PRODUCTS.....	--	--	--	--	--	--	--	--
34	HOSIERY & KNITTED WEAR.....	--	--	--	--	--	--	--	--
35	CLOTHING & ACCESSORIES.....	--	--	--	--	--	--	--	--
36	LUMBER & TIMBER.....	--	--	--	--	--	--	--	--
37	VENEER & PLYWOOD.....	--	--	--	--	--	--	--	--
38	OTHER WOOD FABRICATED MATERIALS.....	--	--	--	--	--	--	--	--
39	FURNITURE & FIXTURES.....	--	--	--	--	--	--	--	--
40	PULP.....	--	--	--	--	--	--	--	--
41	NEWSPRINT & OTHER PAPER STOCK.....	--	--	--	--	--	--	--	--
42	PAPER PRODUCTS.....	--	--	--	--	--	--	--	1.7
43	PRINTING & PUBLISHING.....	--	--	--	--	--	--	--	--
44	ADVERTISING, PRINT MEDIA.....	--	--	--	--	--	--	--	--
45	IRON & STEEL PRODUCTS.....	--	--	--	--	--	--	--	--
46	ALUMINUM PRODUCTS.....	--	--	--	--	--	--	--	--
47	COPPER & COPPER ALLOY PRODUCTS.....	--	--	--	--	--	--	--	--
48	NICKEL PRODUCTS.....	--	--	--	--	--	--	--	--
49	OTHER NON FERROUS METAL PRODUCTS.....	--	--	--	0.9	--	--	--	--
50	BOILERS, TANKS & PLATES.....	--	--	--	--	--	--	--	--
51	FABRICATED STRUCTURAL METAL PROD.....	--	--	--	--	--	--	--	--
52	OTHER METAL FABRICATED PRODUCTS.....	--	--	--	--	--	--	--	--
53	AGRICULTURAL MACHINERY.....	--	--	--	--	--	--	--	--
54	OTHER INDUSTRIAL MACHINERY.....	--	--	--	5.6	2.4	2.5	4.8	2.6
55	MOTOR VEHICLES.....	--	--	--	--	--	--	--	--
56	MOTOR VEHICLE PARTS.....	--	--	--	--	--	--	--	--
57	OTHER TRANSPORT EQUIPMENT.....	--	--	--	--	--	--	--	--
58	APPLIANCES & RECEIVERS, HOUSEHOLD.....	--	--	--	--	--	--	--	--
59	OTHER ELECTRICAL PRODUCTS.....	--	--	--	--	--	--	--	--
60	CEMENT & CONCRETE PRODUCTS.....	--	--	--	--	--	0.8	--	--
61	OTHER NON-METALLIC MINERAL PROD.....	--	--	--	--	--	1.3	--	--
62	GASOLINE & FUEL OIL.....	--	--	--	--	--	--	--	--
63	OTHER PETROLEUM & COAL PROD.....	--	--	--	--	8.7	--	--	--
64	INDUSTRIAL CHEMICALS.....	--	--	--	--	--	0.1	--	4.7
65	FERTILIZERS.....	--	--	--	--	--	--	--	--
66	PHARMACEUTICALS.....	--	--	--	--	--	--	--	4.6
67	OTHER CHEMICAL PRODUCTS.....	--	--	--	--	--	--	--	20.2
68	SCIENTIFIC EQUIPMENT.....	--	--	--	--	--	--	--	0.5
69	OTHER MANUFACTURED PRODUCTS.....	--	--	--	--	--	--	--	--
70	RESIDENTIAL CONSTRUCTION.....	--	--	--	--	--	--	--	--
71	NON-RESIDENTIAL CONSTRUCTION.....	--	--	--	--	--	--	--	--
72	REPAIR CONSTRUCTION.....	--	--	--	--	--	--	--	--
73	PIPELINE TRANSPORTATION.....	--	--	--	--	--	--	--	--
74	TRANSPORTATION & STORAGE.....	--	10.0	--	--	--	--	--	0.2
75	RADIO & TELEVISION BROADCASTING.....	--	--	--	--	--	--	--	--
76	TELEPHONE & TELEGRAPH.....	--	--	--	--	--	--	--	--
77	POSTAL SERVICES.....	--	--	--	--	--	--	--	--
78	ELECTRIC POWER.....	--	0.3	--	0.6	0.1	--	--	--
79	OTHER UTILITIES.....	--	--	--	--	--	--	--	--
80	WHOLESALE MARGINS.....	--	0.7	--	0.1	--	--	--	75.9
81	RETAIL MARGINS.....	--	--	--	--	--	--	--	--
82	IMPUTED RENT OWNER OCPD. DWEL.....	--	--	--	--	--	--	--	--
83	OTHER FINANCE INS. REAL ESTATE.....	0.7	0.2	--	3.2	21.3	0.8	0.3	5.0
84	BUSINESS SERVICES.....	--	--	--	--	--	--	--	--
85	EDUCATION SERVICES.....	--	--	--	--	--	--	--	--
86	HEALTH SERVICES.....	--	--	--	--	--	--	--	--
87	AMUSEMENT & RECREATION SERVICES.....	--	--	--	--	--	--	--	--
88	ACCOMMODATION & FOOD SERVICES.....	--	20.8	--	2.8	--	0.7	--	2.7
89	OTHER PERSONAL & MISC. SERVICES.....	--	--	0.4	2.3	0.2	0.4	0.5	--
90	TRANSPORTATION MARGINS.....	--	--	--	--	--	--	--	--
91	OPERATING, OFFICE, LAB. & FOOD.....	--	--	--	--	--	--	--	--
92	TRAVEL, ADVERTISING & PROMOTION.....	--	--	--	--	--	--	--	--
TOTAL.....		2843.8	888.4	123.6	1092.7	688.1	273.4	184.2	5157.0

NOTE: DETAIL MAY NOT ADD DUE TO ROUNDING AND SUPPRESSION OF CONFIDENTIAL COMMODITIES.

TABLE 5. MAKE (OUTPUT) MATRIX (AGGREGATION - M), 1961 (MILLIONS OF DOLLARS) - CONTINUED

NO	COMMODITY AGGREGATION - M	TOBACCO PRODUCTS INDUSTRIES	RUBBER & PLASTIC PROD. IND.	LEATHER INDUSTRIES	TEXTILE INDUSTRIES	KNITTING MILLS	CLOTHING INDUSTRIES	WOOD	FURNITURE, FIXTURE INDUSTRIES
1	GRAINS.....
2	LIVE ANIMALS.....
3	OTHER AGRICULTURAL PRODUCTS.....
4	FORESTRY PRODUCTS.....	3.3	..
5	FISH LANDINGS.....
6	HUNTING & TRAPPING PRODUCTS.....
7	IRON ORES & CONCENTRATES.....
8	OTHER METAL ORES & CONCENTRATES.....
9	COAL.....
10	CRUDE MINERAL OILS.....
11	NATURAL GAS.....
12	NON-METALLIC MINERALS.....
13	SERVICES INCIDENTAL TO MINING.....
14	MEAT PRODUCTS.....	1.6
15	DAIRY PRODUCTS.....
16	FISH PRODUCTS.....
17	FRUITS & VEGETABLES PREPARATIONS.....
18	FEEDS.....
19	FLOUR, WHEAT MEAL & OTHER CEREALS.....
20	BREAKFAST CEREAL & BAKERY PROD.....
21	SUGAR.....
22	MISC. FOOD PRODUCTS.....
23	SOFT DRINKS.....
24	ALCOHOLIC BEVERAGES.....
25	TOBACCO PROCESSED UNMANUFACTURED.....	101.9
26	CIGARETTES & TOBACCO MFG.....	229.4
27	TIRES & TUBES.....	..	170.7
28	OTHER RUBBER PRODUCTS.....	..	104.9	0.5	1.4
29	PLASTIC FABRICATED PRODUCTS.....	..	88.2	0.5	1.1
30	LEATHER & LEATHER PRODUCTS.....	283.4	0.3
31	YARNS & MAN MADE FIBRES.....	209.3
32	FABRICS.....	..	0.7	..	330.8	31.9	0.1
33	OTHER TEXTILE PRODUCTS.....	..	4.8	0.7	251.6	1.9	2.8	..	2.9
34	HOSIERY & KNITTED WEAR.....	172.3	10.1
35	CLOTHING & ACCESSORIES.....	..	7.7	4.4	21.9	10.6	795.8
36	LUMBER & TIMBER.....	562.0	..
37	VENEER & PLYWOOD.....	137.0	..
38	OTHER WOOD FABRICATED MATERIALS.....	319.5	18.2
39	FURNITURE & FIXTURES.....	..	1.5	0.9	1.6	6.7	312.8
40	PULP.....
41	NEWSPRINT & OTHER PAPER STOCK.....
42	PAPER PRODUCTS.....	..	16.8	0.6	3.4	1.8	..
43	PRINTING & PUBLISHING.....
44	ADVERTISING, PRINT MEDIA.....
45	IRON & STEEL PRODUCTS.....
46	ALUMINUM PRODUCTS.....	..	0.1
47	COPPER & COPPER ALLOY PRODUCTS.....
48	NICKEL PRODUCTS.....
49	OTHER NON-FERROUS METAL PRODUCTS.....	0.1
50	BOILERS, TANKS & PLATES.....
51	FABRICATED STRUCTURAL METAL PROD.....	1.4
52	OTHER METAL FABRICATED PRODUCTS.....	..	1.3	..	0.9	1.5	2.1
53	AGRICULTURAL MACHINERY.....
54	OTHER INDUSTRIAL MACHINERY.....	..	2.4	..	2.5	1.8	..
55	MOTOR VEHICLES.....
56	MOTOR VEHICLE PARTS.....	..	1.4
57	OTHER TRANSPORT EQUIPMENT.....	..	2.6
58	APPLIANCES & RECEIVERS, HOUSEHOLD.....	..	1.2	0.2
59	OTHER ELECTRICAL PRODUCTS.....	..	0.4	8.9
60	CEMENT & CONCRETE PRODUCTS.....
61	OTHER NON-METALLIC MINERAL PROD.....	0.3
62	GASOLINE & FUEL OIL.....
63	OTHER PETROLEUM & COAL PROD.....
64	INDUSTRIAL CHEMICALS.....	..	3.2	..	2.0
65	FERTILIZERS.....
66	PHARMACEUTICALS.....
67	OTHER CHEMICAL PRODUCTS.....	..	4.1	1.5	..
68	SCIENTIFIC EQUIPMENT.....	..	1.3	..	0.3
69	OTHER MANUFACTURED PRODUCTS.....	..	19.9	1.1	4.1	1.5	3.1
70	RESIDENTIAL CONSTRUCTION.....
71	NON-RESIDENTIAL CONSTRUCTION.....
72	REPAIR CONSTRUCTION.....
73	PIPELINE TRANSPORTATION.....
74	TRANSPORTATION & STORAGE.....	0.5	..
75	RADIO & TELEVISION BROADCASTING.....
76	TELEPHONE & TELEGRAPH.....
77	POSTAL SERVICES.....
78	ELECTRIC POWER.....	0.1	..
79	OTHER UTILITIES.....
80	WHOLESALE MARGINS.....	1.9	9.5	2.4	8.4	0.4	4.8	14.0	3.5
81	RETAIL MARGINS.....
82	IMPLIED RENT OWNER OCPD. DWEL.....
83	OTHER FINANCE, INS., REAL ESTATE.....	..	0.2	0.2	0.6	0.3	0.8	1.4	0.8
84	BUSINESS SERVICES.....	0.2
85	EDUCATION SERVICES.....
86	HEALTH SERVICES.....
87	AMUSEMENT & RECREATION SERVICES.....
88	ACCOMMODATION & FOOD SERVICES.....	0.1	0.1	0.1	0.4	..	0.5	0.9	0.2
89	OTHER PERSONAL & MISC. SERVICES.....	..	0.2	0.5	9.4
90	TRANSPORTATION MARGINS.....
91	OPERATING, OFFICE, LAB. & FOOD.....
92	TRAVEL, ADVERTISING & PROMOTION.....
	TOTAL.....	335.0	450.9	295.3	846.9	221.1	816.9	1899.7	366.3

NOTE: DETAIL MAY NOT ADD DUE TO ROUNDING AND SUPPRESSION OF CONFIDENTIAL COMMODITIES.

TABLE 5. MAKE (OUTPUT) MATRIX (AGGREGATION - M), 1961 (MILLIONS OF DOLLARS) - CONTINUED

NO.	COMMODITY AGGREGATION - M	PAPER & ALLIED INDUSTRIES	PRINTING & PUBLISHING	PRIMARY METAL INDUSTRIES	METAL FABRICATING INDUSTRIES	MACHINERY INDUSTRIES	TRANS. EQUIPMENT INDUSTRIES	ELECTRICAL PRODUCTS INDUSTRIES	NON-METAL. MINERAL PROD. IND.
1	GRAINS.....	--	--	--	--	--	--	--	--
2	LIVE ANIMALS.....	--	--	--	--	--	--	--	--
3	OTHER AGRICULTURAL PRODUCTS.....	--	--	--	--	--	--	--	--
4	FORESTRY PRODUCTS.....	--	--	--	--	--	--	--	--
5	FISH LANDINGS.....	--	--	--	--	--	--	--	--
6	HUNTING & TRAPPING PRODUCTS.....	--	--	--	--	--	--	--	--
7	IRON ORES & CONCENTRATES.....	--	--	4.7	--	--	--	--	--
8	OTHER METAL ORES & CONCENTRATES.....	--	--	119.3	--	--	--	--	--
9	COAL.....	--	--	--	--	--	--	--	--
10	CRUDE MINERAL OILS.....	--	--	--	--	--	--	--	--
11	NATURAL GAS.....	--	--	--	--	--	--	--	--
12	NON-METALLIC MINERALS.....	--	--	0.2	--	0.1	--	--	7.2
13	SERVICES INCIDENTAL TO MINING.....	--	--	--	--	--	--	--	--
14	MEAT PRODUCTS.....	--	--	--	--	--	--	--	--
15	DAIRY PRODUCTS.....	--	--	--	--	--	--	--	--
16	FISH PRODUCTS.....	--	--	--	--	--	--	--	--
17	FRUITS & VEGETABLES PREPARATIONS.....	--	--	--	--	--	--	--	--
18	FEEDS.....	--	--	--	--	--	--	--	--
19	FLOUR, WHEAT, MEAL & OTHER CEREALS.....	--	--	--	--	--	--	--	--
20	BREAKFAST CEREAL & BAKERY PROD.....	--	--	--	--	--	--	--	--
21	SUGAR.....	--	--	--	--	--	--	--	--
22	MISC. FOOD PRODUCTS.....	--	--	--	--	--	--	--	--
23	SOFT DRINKS.....	--	--	--	--	--	--	--	--
24	ALCOHOLIC BEVERAGES.....	--	--	--	--	--	--	--	--
25	TOBACCO PROCESSED UNMANUFACTURED.....	--	--	--	--	--	--	--	--
26	CIGARETTES & TOBACCO MFG.....	--	--	--	--	--	--	--	--
27	TIRES & TUBES.....	--	--	--	--	--	--	--	--
28	OTHER RUBBER PRODUCTS.....	--	--	--	--	--	--	--	--
29	PLASTIC FABRICATED PRODUCTS.....	7.6	--	--	1.6	--	0.3	--	0.1
30	LEATHER & LEATHER PRODUCTS.....	--	--	--	--	--	--	--	--
31	YARNS & MAN MADE FIBRES.....	--	--	--	--	--	--	--	--
32	FABRICS.....	--	0.3	--	--	--	--	--	--
33	OTHER TEXTILE PRODUCTS.....	1.2	--	--	--	--	--	--	--
34	HOSIERY & KNITTED WEAR.....	--	--	--	--	--	--	--	--
35	CLOTHING & ACCESSORIES.....	--	--	--	--	--	--	--	--
36	LUMBER & TIMBER.....	--	--	--	--	--	--	--	--
37	VENET & PLYWOOD.....	--	--	--	--	--	--	--	--
38	OTHER WOOD FABRICATED MATERIALS.....	5.3	--	--	0.8	--	--	0.2	0.6
39	FURNITURE & FIXTURES.....	--	--	--	8.9	1.6	0.5	3.7	--
40	PULP.....	394.9	--	--	--	--	--	--	--
41	NEWSPRINT & OTHER PAPER STOCK.....	1219.9	1.4	0.2	--	--	--	--	--
42	PAPER PRODUCTS.....	548.5	21.7	--	4.8	--	--	--	--
43	PRINTING & PUBLISHING.....	13.7	554.2	0.1	--	0.4	--	--	--
44	ADVERTISING, PRINT MEDIA.....	--	274.8	--	--	--	--	--	--
45	IRON & STEEL PRODUCTS.....	--	--	929.1	57.7	4.4	11.3	--	--
46	ALUMINUM PRODUCTS.....	--	--	369.1	3.2	--	0.1	--	--
47	COPPER & COPPER ALLOY PRODUCTS.....	--	--	376.6	2.8	--	--	--	--
48	NICKEL PRODUCTS.....	--	--	304.8	2.3	--	--	--	--
49	OTHER NON FERROUS METAL PRODUCTS.....	--	--	218.4	12.3	2.0	2.0	3.8	--
50	BOILERS, TANKS & PLATES.....	--	--	--	93.9	6.1	--	--	--
51	FABRICATED STRUCTURAL METAL PROD.....	--	--	39.8	315.8	5.0	5.0	1.7	1.1
52	OTHER METAL FABRICATED PRODUCTS.....	--	--	25.0	857.8	26.9	27.3	57.1	--
53	AGRICULTURAL MACHINERY.....	--	--	0.3	3.6	131.4	2.3	--	--
54	OTHER INDUSTRIAL MACHINERY.....	6.5	0.9	17.2	78.4	443.6	28.3	14.5	1.3
55	MOTOR VEHICLES.....	--	--	--	1.4	0.5	886.6	--	--
56	MOTOR VEHICLE PARTS.....	--	--	--	13.7	0.1	342.9	2.5	--
57	OTHER TRANSPORT EQUIPMENT.....	--	--	--	11.6	8.1	508.6	--	--
58	APPLIANCES & RECEIVERS, HOUSEHOLD.....	--	--	--	7.5	3.9	--	319.7	--
59	OTHER ELECTRICAL PRODUCTS.....	--	--	3.1	6.3	27.7	17.4	769.7	2.0
60	CEMENT & CONCRETE PRODUCTS.....	--	--	--	--	--	--	--	324.4
61	OTHER NON-METALLIC MINERAL PROD.....	0.5	--	--	3.0	--	--	--	335.6
62	GASOLINE & FUEL OIL.....	--	--	--	--	--	--	--	--
63	OTHER PETROLEUM & COAL PROD.....	2.4	--	14.7	--	--	0.1	--	--
64	INDUSTRIAL CHEMICALS.....	3.0	--	11.5	--	--	--	--	--
65	FERTILIZERS.....	--	--	--	--	--	--	--	--
66	PHARMACEUTICALS.....	--	--	--	--	--	--	--	--
67	OTHER CHEMICAL PRODUCTS.....	1.0	--	1.7	3.5	--	--	--	--
68	SCIENTIFIC EQUIPMENT.....	--	--	--	1.2	2.8	--	19.0	4.0
69	OTHER MANUFACTURED PRODUCTS.....	6.2	--	--	7.5	--	--	--	--
70	RESIDENTIAL CONSTRUCTION.....	--	--	--	--	--	--	4.3	--
71	NON-RESIDENTIAL CONSTRUCTION.....	--	--	--	--	--	--	--	--
72	REPAIR CONSTRUCTION.....	--	--	--	--	--	--	--	--
73	PIPELINE TRANSPORTATION.....	--	--	--	--	--	--	--	--
74	TRANSPORTATION & STORAGE.....	--	--	--	--	--	--	--	--
75	RADIO & TELEVISION BROADCASTING.....	--	--	--	--	--	--	--	--
76	TELEPHONE & TELEGRAPH.....	--	--	--	--	--	--	--	--
77	POSTAL SERVICES.....	--	--	--	--	--	--	--	--
78	ELECTRIC POWER.....	2.7	--	7.1	--	--	--	0.3	--
79	OTHER UTILITIES.....	--	--	--	--	--	--	--	--
80	WHOLESALE MARGINS.....	6.6	14.0	5.2	27.1	30.0	71.5	42.3	11.2
81	RETAIL MARGINS.....	--	--	--	--	--	--	--	--
82	IMPUTED RENT OWNER OCUP. DWEL.....	--	--	--	--	--	--	--	--
83	OTHER FINANCE INS. REAL ESTATE.....	2.0	3.2	3.6	1.6	4.1	0.6	1.2	0.8
84	BUSINESS SERVICES.....	--	1.3	--	--	50.8	8.7	0.4	--
85	EDUCATION SERVICES.....	--	--	--	--	--	--	--	--
86	HEALTH SERVICES.....	--	--	--	--	--	--	--	--
87	AMUSEMENT & RECREATION SERVICES.....	--	--	--	--	--	--	--	--
88	ACCOMMODATION & FOOD SERVICES.....	1.0	0.8	1.4	0.9	0.4	0.7	0.7	0.6
89	OTHER PERSONAL & MISC. SERVICES.....	0.4	1.5	--	23.6	14.9	8.1	30.7	0.8
90	TRANSPORTATION MARGINS.....	--	--	--	--	--	--	--	--
91	OPERATING, OFFICE, LAB. & FOOD.....	--	--	--	--	--	--	--	--
92	TRAVEL, ADVERTISING & PROMOTION.....	--	--	--	--	--	--	--	--
TOTAL.....		2228.6	874.8	2461.8	1554.3	765.4	1945.2	1289.9	696.8

NOTE: DETAIL MAY NOT ADD DUE TO ROUNDING AND SUPPRESSION OF CONFIDENTIAL COMMODITIES.

TABLE 5. MAKE (OUTPUT) MATRIX (AGGREGATION - M), 1961 (MILLIONS OF DOLLARS) - CONTINUED

COMMODITY AGGREGATION - M	PETROLEUM & COAL PROD. IND.	CHEMICAL & CHEMICAL PROD. IND.	MISC. MANUFAC- TURING	CONSTR. INDUSTRY	TRANS- & STORAGE	COMMUNI- CATION	ELEC. POWER GAS, OTHER UTILITIES	WHOLESALE TRADE
1 GRAINS.....
2 LIVE ANIMALS.....
3 OTHER AGRICULTURAL PRODUCTS.....
4 FORESTRY PRODUCTS.....	0.5	..
5 FISH LANDINGS.....
6 HUNTING & TRAPPING PRODUCTS.....
7 IRON ORES & CONCENTRATES.....	..	0.8
8 OTHER METAL ORES & CONCENTRATES.....	3.4
9 COAL.....
10 CRUDE MINERAL OILS.....
11 NATURAL GAS.....
12 NON-METALLIC MINERALS.....	..	1.8
13 SERVICES INCIDENTAL TO MINING.....
14 MEAT PRODUCTS.....
15 DAIRY PRODUCTS.....	0.8
16 FISH PRODUCTS.....	0.3
17 FRUITS & VEGETABLES PREPARATIONS.....	0.9
18 FEEDS.....	2.1
19 FLOUR, WHEAT MEAL & OTHER CEREALS.....
20 BREAKFAST CEREAL & BAKERY PROD.....	2.0
21 SUGAR.....
22 MISC. FOOD PRODUCTS.....	..	3.8
23 SOFT DRINKS.....
24 ALCOHOLIC BEVERAGES.....
25 TOBACCO PROCESSED UNMANUFACTURED.....
26 CIGARETTES & TOBACCO MFG.....
27 TIRES & TUBES.....	2.0
28 OTHER RUBBER PRODUCTS.....	1.3	0.2
29 PLASTIC FABRICATED PRODUCTS.....	..	5.2	4.0
30 LEATHER & LEATHER PRODUCTS.....	0.1	0.4
31 YARNS & MAN MADE FIBRES.....
32 FABRICS.....	0.4
33 OTHER TEXTILE PRODUCTS.....	1.1	3.1
34 HOSIERY & KNITTED WEAR.....	0.1
35 CLOTHING & ACCESSORIES.....	0.8	0.5
36 LUMBER & TIMBER.....	0.5
37 VENEER & PLYWOOD.....
38 OTHER WOOD FABRICATED MATERIALS.....	..	1.0	0.3	1.4
39 FURNITURE & FIXTURES.....	2.3	1.8
40 PULP.....	0.1
41 NEWSPRINT & OTHER PAPER STOCK.....	..	0.3	1.1
42 PAPER PRODUCTS.....	4.5	0.6	31.0	3.7
43 PRINTING & PUBLISHING.....	..	1.1	0.5
44 ADVERTISING, PRINT MEDIA.....
45 IRON & STEEL PRODUCTS.....
46 ALUMINIUM PRODUCTS.....
47 COPPER & COPPER ALLOY PRODUCTS.....
48 NICKEL PRODUCTS.....
49 OTHER NON FERROUS METAL PRODUCTS.....	..	0.9	5.1
50 BOILERS, TANKS & PLATES.....
51 FABRICATED STRUCTURAL METAL PROD.....	1.0	0.3
52 OTHER METAL FABRICATED PRODUCTS.....	..	0.6	2.9	4.1
53 AGRICULTURAL MACHINERY.....
54 OTHER INDUSTRIAL MACHINERY.....	..	2.0	5.0
55 MOTOR VEHICLES.....
56 MOTOR VEHICLE PARTS.....	0.4
57 OTHER TRANSPORT EQUIPMENT.....	2.3	..	10.2	0.1
58 APPLIANCES & RECEIVERS, HOUSEHOLD.....	1.8
59 OTHER ELECTRICAL PRODUCTS.....	12.9	37.9	..	0.4
60 CEMENT & CONCRETE PRODUCTS.....
61 OTHER NON-METALLIC MINERAL PROD.....	0.1	1.2
62 GASOLINE & FUEL OIL.....	1061.4
63 OTHER PETROLEUM & COAL PROD.....	151.8	17.4	6.2	..
64 INDUSTRIAL CHEMICALS.....	1.1	560.1
65 FERTILIZERS.....	..	56.2	0.1
66 PHARMACEUTICALS.....	..	161.8
67 OTHER CHEMICAL PRODUCTS.....	0.9	596.5	3.5	0.1
68 SCIENTIFIC EQUIPMENT.....	165.9	0.3
69 OTHER MANUFACTURED PRODUCTS.....	0.4	4.8	282.3	9.4
70 RESIDENTIAL CONSTRUCTION.....	1497.0
71 NON-RESIDENTIAL CONSTRUCTION.....	4149.3
72 REPAIR CONSTRUCTION.....	1490.1
73 PIPELINE TRANSPORTATION.....	203.2
74 TRANSPORTATION & STORAGE.....	3235.9
75 RADIO & TELEVISION BROADCASTING.....	114.4
76 TELEPHONE & TELEGRAPH.....	703.7
77 POSTAL SERVICES.....	210.5
78 ELECTRIC POWER.....	2.5	..	865.1	..
79 OTHER UTILITIES.....	..	0.1	144.0	..
80 WHOLESALE MARGINS.....	1.0	49.3	31.3	..	4.4	2310.7
81 RETAIL MARGINS.....	1.3	..	5.8	..
82 IMPUTED RENT OWNER OCPD, DWEL.....
83 OTHER FINANCE, INS., REAL ESTATE.....	19.4	1.8	1.1	20.3	7.6	0.4	0.8	15.1
84 BUSINESS SERVICES.....	1.2	3.5	1.5	29.3
85 EDUCATION SERVICES.....
86 HEALTH SERVICES.....
87 AMUSEMENT & RECREATION SERVICES.....	1.0
88 ACCOMMODATION & FOOD SERVICES.....	0.2	1.0	0.4	..	10.0	..	2.5	..
89 OTHER PERSONAL & MISC. SERVICES.....	10.4	27.5	29.9	2.0	7.9	160.3
90 TRANSPORTATION MARGINS.....
91 OPERATING, OFFICE LAB. & FOOD.....
92 TRAVEL, ADVERTISING & PROMOTION.....
TOTAL.....	1242.3	1497.6	574.5	7064.2	3506.6	1099.2	1032.8	2529.5

NOTE: DETAIL MAY NOT ADD DUE TO ROUNDING AND SUPPRESSION OF CONFIDENTIAL COMMODITIES.

TABLE 5. MAKE (OUTPUT) MATRIX (AGGREGATION - M), 1961 (MILLIONS OF DOLLARS) - CONTINUED

NO.	COMMODITY AGGREGATION - M	RETAIL TRADE	OWNER OCCUPIED DWELLINGS	FINANCE, INS. & REAL ESTATE	EDUCATION & HEALTH SERVICES	AMUSEMENT RECREATION SERVICES	SERVICE TO BUSINESS MANAGEMENT	ACCOMMODATION, FOOD SERVICES	PERSONAL & MISC. SERVICES
1	GRAINS
2	LIVE ANIMALS
3	OTHER AGRICULTURAL PRODUCTS	2.0
4	FORESTRY PRODUCTS
5	FISH LANDINGS
6	HUNTING & TRAPPING PRODUCTS
7	IRON ORES & CONCENTRATES
8	OTHER METAL ORES & CONCENTRATES
9	COAL
10	CRUDE MINERAL OILS
11	NATURAL GAS
12	NON-METALLIC MINERALS
13	SERVICES INCIDENTAL TO MINING
14	MEAT PRODUCTS	219.7
15	DAIRY PRODUCTS
16	FISH PRODUCTS
17	FRUITS & VEGETABLES PREPARATIONS
18	FEEDS
19	FLOUR, WHEAT MEAL & OTHER CEREALS
20	BREAKFAST CEREAL & BAKERY PROD.
21	SUGAR
22	MISC. FOOD PRODUCTS	4.4
23	SOFT DRINKS
24	ALCOHOLIC BEVERAGES
25	TOBACCO PROCESSED UNMANUFACTURED
26	CIGARETTES & TOBACCO MFG.
27	TIRES & TUBES
28	OTHER RUBBER PRODUCTS
29	PLASTIC FABRICATED PRODUCTS
30	LEATHER & LEATHER PRODUCTS
31	YARNS & MAN MADE FIBRES
32	FABRICS
33	OTHER TEXTILE PRODUCTS	1.4
34	HOSIERY & KNITTED WEAR
35	CLOTHING & ACCESSORIES	0.3
36	LUMBER & TIMBER
37	VENEER & PLYWOOD
38	OTHER WOOD FABRICATED MATERIALS
39	FURNITURE & FIXTURES
40	PULP
41	NEWSPRINT & OTHER PAPER STOCK
42	PAPER PRODUCTS
43	PRINTING & PUBLISHING
44	ADVERTISING, PRINT MEDIA
45	IRON & STEEL PRODUCTS
46	ALUMINUM PRODUCTS
47	COPPER & COPPER ALLOY PRODUCTS
48	NICKEL PRODUCTS
49	OTHER NON FERROUS METAL PRODUCTS
50	BOILERS, TANKS & PLATES
51	FABRICATED STRUCTURAL METAL PROD.
52	OTHER METAL FABRICATED PRODUCTS
53	AGRICULTURAL MACHINERY
54	OTHER INDUSTRIAL MACHINERY
55	MOTOR VEHICLES
56	MOTOR VEHICLE PARTS
57	OTHER TRANSPORT EQUIPMENT
58	APPLIANCES & RECEIVERS, HOUSEHOLD
59	OTHER ELECTRICAL PRODUCTS
60	CEMENT & CONCRETE PRODUCTS
61	OTHER NON-METALLIC MINERAL PROD.
62	GASOLINE & FUEL OIL
63	OTHER PETROLEUM & COAL PROD.
64	INDUSTRIAL CHEMICALS
65	FERTILIZERS
66	PHARMACEUTICALS
67	OTHER CHEMICAL PRODUCTS
68	SCIENTIFIC EQUIPMENT
69	OTHER MANUFACTURED PRODUCTS
70	RESIDENTIAL CONSTRUCTION
71	NON-RESIDENTIAL CONSTRUCTION
72	REPAIR CONSTRUCTION
73	PIPELINE TRANSPORTATION
74	TRANSPORTATION & STORAGE	8.4
75	RADIO & TELEVISION BROADCASTING
76	TELEPHONE & TELEGRAPH
77	POSTAL SERVICES
78	ELECTRIC POWER
79	OTHER UTILITIES
80	WHOLESALE MARGINS
81	RETAIL MARGINS	3514.0	5.0	6.7	24.0	4.8
82	IMPLIED RENT OWNER OCCUP. DWEL.	..	2471.7
83	OTHER FINANCE, INS., REAL ESTATE	29.6	..	4307.3	0.1	5.0	10.7	24.0	2.6
84	BUSINESS SERVICES	0.3	742.3
85	EDUCATION SERVICES	81.2
86	HEALTH SERVICES	618.0
87	AMUSEMENT & RECREATION SERVICES	255.4
88	ACCOMMODATION & FOOD SERVICES	71.7	3.7	0.2	1604.3	0.5
89	OTHER PERSONAL & MISC. SERVICES	424.0	..	22.4	232.6	..	643.3
90	TRANSPORTATION MARGINS
91	OPERATING, OFFICE, LAB. & FOOD
92	TRAVEL, ADVERTISING & PROMOTION
	TOTAL	4275.6	2471.7	4329.7	699.2	269.5	992.4	1652.3	651.2

NOTE: DETAIL MAY NOT ADD DUE TO ROUNDING AND SUPPRESSION OF CONFIDENTIAL COMMODITIES.

TABLE 5. MAKE (OUTPUT) MATRIX (AGGREGATION - M), 1961 (MILLIONS OF DOLLARS) - CONCLUDED

COMMODITY AGGREGATION - M	TRANS. MARGINS	OPERATING OFFICE LAB & FOOD	TRAVEL PROMOTION ADVTG.	TOTAL INDUSTRIES
1 GRAINS.....	422.0
2 LIVE ANIMALS.....	1108.6
3 OTHER AGRICULTURAL PRODUCTS.....	1226.2
4 FORESTRY PRODUCTS.....	820.6
5 FISH LANDINGS.....	112.0
6 HUNTING & TRAPPING PRODUCTS.....	11.1
7 IRON ORES & CONCENTRATES.....	162.6
8 OTHER METAL ORES & CONCENTRATES.....	1030.8
9 COAL.....	53.0
10 CRUDE MINERAL OILS.....	524.6
11 NATURAL GAS.....	68.3
12 NON-METALLIC MINERALS.....	286.6
13 SERVICES INCIDENTAL TO MINING.....	190.9
14 MEAT PRODUCTS.....	1572.4
15 DAIRY PRODUCTS.....	909.8
16 FISH PRODUCTS.....	182.6
17 FRUITS & VEGETABLES PREPARATIONS.....	336.6
18 FEEDS.....	367.6
19 FLOUR, WHEAT, MEAL & OTHER CEREALS.....	181.1
20 BREAKFAST CEREAL & BAKERY PROD.....	493.4
21 SUGAR.....	117.2
22 MISC. FOOD PRODUCTS.....	566.6
23 SOFT DRINKS.....	175.8
24 ALCOHOLIC BEVERAGES.....	439.0
25 TOBACCO PROCESSED UNMANUFACTURED.....	101.9
26 CIGARETTES & TOBACCO MFG.....	229.4
27 TIRES & TUBES.....	172.7
28 OTHER RUBBER PRODUCTS.....	111.2
29 PLASTIC FABRICATED PRODUCTS.....	114.2
30 LEATHER & LEATHER PRODUCTS.....	291.2
31 YARNS & MAN MADE FIBRES.....	217.4
32 FABRICS.....	364.3
33 OTHER TEXTILE PRODUCTS.....	273.8
34 HOSIERY & KNITTED WEAR.....	183.0
35 CLOTHING & ACCESSORIES.....	842.1
36 LUMBER & TIMBER.....	563.5
37 VENEER & PLYWOOD.....	137.2
38 OTHER WOOD FABRICATED MATERIALS.....	347.5
39 FURNITURE & FIXTURES.....	343.6
40 PULP.....	395.1
41 NEWSPRINT & OTHER PAPER STOCK.....	1226.9
42 PAPER PRODUCTS.....	640.1
43 PRINTING & PUBLISHING.....	571.7
44 ADVERTISING PRINT MEDIA.....	274.8
45 IRON & STEEL PRODUCTS.....	1904.5
46 ALUMINUM PRODUCTS.....	376.8
47 COPPER & COPPER ALLOY PRODUCTS.....	384.6
48 NICKEL PRODUCTS.....	307.3
49 OTHER NON FERROUS METAL PRODUCTS.....	245.7
50 BOILERS, TANKS & PLATES.....	103.8
51 FABRICATED STRUCTURAL METAL PROD.....	371.2
52 OTHER METAL FABRICATED PRODUCTS.....	1009.1
53 AGRICULTURAL MACHINERY.....	139.6
54 OTHER INDUSTRIAL MACHINERY.....	624.0
55 MOTOR VEHICLES.....	889.5
56 MOTOR VEHICLE PARTS.....	367.1
57 OTHER TRANSPORT EQUIPMENT.....	546.4
58 APPLIANCES & RECEIVERS, HOUSEHOLD.....	338.8
59 OTHER ELECTRICAL PRODUCTS.....	887.1
60 CEMENT & CONCRETE PRODUCTS.....	325.5
61 OTHER NON-METALLIC MINERAL PROD.....	349.6
62 GASOLINE & FUEL OIL.....	1061.8
63 OTHER PETROLEUM & COAL PROD.....	201.5
64 INDUSTRIAL CHEMICALS.....	587.5
65 FERTILIZERS.....	56.6
66 PHARMACEUTICALS.....	166.4
67 OTHER CHEMICAL PRODUCTS.....	644.8
68 SCIENTIFIC EQUIPMENT.....	210.2
69 OTHER MANUFACTURED PRODUCTS.....	352.3
70 RESIDENTIAL CONSTRUCTION.....	1497.0
71 NON-RESIDENTIAL CONSTRUCTION.....	4049.3
72 REPAIR CONSTRUCTION.....	1490.1
73 PIPELINE TRANSPORTATION.....	203.2
74 TRANSPORTATION & STORAGE.....	3255.1
75 RADIO & TELEVISION BROADCASTING.....	114.4
76 TELEPHONE & TELEGRAPH.....	703.7
77 POSTAL SERVICES.....	210.5
78 ELECTRIC POWER.....	878.8
79 OTHER UTILITIES.....	145.5
80 WHOLESALE MARGINS.....	2726.1
81 RETAIL MARGINS.....	3561.7
82 IMPLIED RENT OWNER OCPD. DWEL.....	2471.7
83 OTHER FINANCE, INS. REAL ESTATE.....	4498.7
84 BUSINESS SERVICES.....	839.4
85 EDUCATION SERVICES.....	81.2
86 HEALTH SERVICES.....	618.0
87 AMUSEMENT & RECREATION SERVICES.....	256.4
88 ACCOMMODATION & FOOD SERVICES.....	1730.4
89 OTHER PERSONAL & MISC. SERVICES.....	1654.2
90 TRANSPORTATION MARGINS.....	1627.5	1627.5
91 OPERATING, OFFICE LAB. & FOOD.....	..	2576.8	..	2576.8
92 TRAVEL, ADVERTISING & PROMOTION.....	1420.1	1420.1
TOTAL.....	1627.5	2576.8	1420.1	66912.5

NOTE: DETAIL MAY NOT ADD DUE TO ROUNDING AND SUPPRESSION OF CONFIDENTIAL COMMODITIES.

TABLE 6. USE (INPUT) MATRIX (AGGREGATION - M), 1961 (MILLIONS OF DOLLARS)

NO.	COMMODITY AGGREGATION - M	AGRICULTURE	FORESTRY	FISHING, HUNTING & TRAPPING	METAL MINES	MINERAL FUELS	NON-METAL MINES & QUARRIES	SERVICES INCIDENTAL TO MINING	FOOD & BEVERAGE INDUSTRIES
1	GRAINS.....	33.3	--	--	--	--	--	--	222.9
2	LIVE ANIMALS.....	29.3	--	--	--	--	--	--	106.3
3	OTHER AGRICULTURAL PRODUCTS.....	77.3	1.7	--	--	--	--	--	611.8
4	FORESTRY PRODUCTS.....	0.3	64.5	--	--	--	--	--	0.2
5	FISH LANDINGS.....	--	--	2.7	--	--	--	--	36.1
6	HUNTING & TRAPPING PRODUCTS.....	--	--	--	--	--	--	--	--
7	IRON ORES & CONCENTRATES.....	--	--	--	--	--	--	--	--
8	OTHER METAL ORES & CONCENTRATES.....	--	--	--	--	--	--	--	--
9	COAL.....	0.6	0.1	--	1.6	0.3	1.1	--	5.7
10	CRUDE MINERAL OILS.....	--	--	--	--	--	--	--	--
11	NATURAL GAS.....	0.2	--	--	--	0.3	0.1	--	1.6
12	NON-METALLIC MINERALS.....	4.1	--	0.4	3.9	0.1	1.6	1.0	3.7
13	SERVICES INCIDENTAL TO MINING.....	--	--	--	31.1	20.2	2.0	0.3	--
14	MEAT PRODUCTS.....	0.1	--	--	--	--	--	--	272.8
15	DAIRY PRODUCTS.....	--	--	--	--	--	--	--	84.9
16	FISH PRODUCTS.....	--	--	--	--	--	--	--	17.0
17	FRUITS & VEGETABLES PREPARATIONS.....	--	--	--	--	--	--	--	35.9
18	FEEDS.....	264.2	6.1	--	--	--	--	--	68.1
19	FLOUR, WHEAT, MEAL & OTHER CEREALS.....	--	--	--	--	0.2	--	--	77.4
20	BREAKFAST CEREAL & BAKERY PROD.....	--	--	--	--	--	--	--	3.2
21	SUGAR.....	--	--	--	--	--	--	--	59.4
22	MISC. FOOD PRODUCTS.....	--	--	--	--	--	--	--	169.6
23	SOFT DRINKS.....	--	--	--	--	--	--	--	18.9
24	ALCOHOLIC BEVERAGES.....	--	--	--	--	--	--	--	6.6
25	TOBACCO PROCESSED UNMANUFACTURED.....	--	--	--	--	--	--	--	--
26	CIGARETTES & TOBACCO MFG.....	--	--	--	--	--	--	--	--
27	TIRES & TUBES.....	6.6	--	--	--	--	--	--	--
28	OTHER RUBBER PRODUCTS.....	--	--	--	--	--	--	--	--
29	PLASTIC FABRICATED PRODUCTS.....	--	--	--	--	--	--	--	6.0
30	LEATHER & LEATHER PRODUCTS.....	--	--	--	--	--	--	--	--
31	YARNS & MAN MADE FIBRES.....	--	--	0.2	--	--	--	--	0.1
32	FABRICS.....	--	--	--	--	--	--	--	0.6
33	OTHER TEXTILE PRODUCTS.....	13.8	1.9	3.9	0.5	--	1.6	--	13.3
34	HOSIERY & KNITTED WEAR.....	--	--	--	--	--	--	--	--
35	CLOTHING & ACCESSORIES.....	--	--	--	--	--	--	--	--
36	LUMBER & TIMBER.....	0.2	--	1.4	--	0.6	--	--	--
37	VENEER & PLYWOOD.....	--	--	--	--	--	--	--	--
38	OTHER WOOD FABRICATED MATERIALS.....	3.7	0.4	--	--	--	0.5	--	5.6
39	FURNITURE & FIXTURES.....	--	--	--	--	--	--	--	--
40	PULP.....	--	--	--	--	--	--	--	--
41	NEWSPRINT & OTHER PAPER STOCK.....	--	--	--	--	--	--	--	11.2
42	PAPER PRODUCTS.....	2.8	--	--	--	--	6.6	--	161.2
43	PRINTING & PUBLISHING.....	--	--	--	--	--	--	--	5.7
44	ADVERTISING, PRINT MEDIA.....	--	--	--	--	--	--	--	--
45	IRON & STEEL PRODUCTS.....	--	--	--	9.7	0.1	0.2	2.6	1.7
46	ALUMINUM PRODUCTS.....	--	--	--	--	--	--	--	0.1
47	COPPER & COPPER ALLOY PRODUCTS.....	--	--	--	--	--	--	--	--
48	NICKEL PRODUCTS.....	--	--	--	--	--	--	--	--
49	OTHER NON-FERROUS METAL PRODUCTS.....	--	--	--	0.3	--	--	--	--
50	BOILERS, TANKS & PLATES.....	--	--	--	--	--	--	--	--
51	FABRICATED STRUCTURAL METAL PROD.....	--	--	--	0.4	0.2	--	--	--
52	OTHER METAL FABRICATED PRODUCTS.....	8.4	5.3	0.4	0.8	0.4	--	--	96.3
53	AGRICULTURAL MACHINERY.....	40.4	--	--	--	--	--	--	--
54	OTHER INDUSTRIAL MACHINERY.....	--	3.7	1.5	16.6	3.3	2.3	7.8	--
55	MOTOR VEHICLES.....	--	--	--	--	--	--	--	--
56	MOTOR VEHICLE PARTS.....	--	--	--	--	--	--	--	--
57	OTHER TRANSPORT EQUIPMENT.....	0.8	1.5	6.3	1.0	0.2	--	--	--
58	APPLIANCES & RECEIVERS, HOUSEHOLD.....	--	--	--	--	--	--	--	--
59	OTHER ELECTRICAL PRODUCTS.....	--	--	3.0	--	--	--	2.1	--
60	CEMENT & CONCRETE PRODUCTS.....	--	--	--	--	--	--	--	--
61	OTHER NON-METALLIC MINERAL PROD.....	0.1	0.1	0.2	2.3	0.1	0.1	--	36.8
62	GASOLINE & FUEL OIL.....	131.0	17.9	4.2	6.2	2.2	6.7	4.1	26.8
63	OTHER PETROLEUM & COAL PROD.....	19.7	0.6	0.9	2.0	0.6	1.9	1.6	3.1
64	INDUSTRIAL CHEMICALS.....	26.9	0.2	0.1	12.6	2.2	0.4	--	26.8
65	FERTILIZERS.....	46.7	--	--	--	--	--	--	--
66	PHARMACEUTICALS.....	7.2	--	--	--	--	--	--	7.4
67	OTHER CHEMICAL PRODUCTS.....	24.2	0.8	0.2	17.0	1.0	5.8	2.0	27.3
68	SCIENTIFIC EQUIPMENT.....	--	--	--	--	--	--	--	--
69	OTHER MANUFACTURED PRODUCTS.....	--	--	1.0	--	--	--	--	0.8
70	RESIDENTIAL CONSTRUCTION.....	--	--	--	--	--	--	--	--
71	NON-RESIDENTIAL CONSTRUCTION.....	--	--	--	--	--	--	--	--
72	REPAIR CONSTRUCTION.....	44.5	18.0	0.5	12.4	9.7	2.4	1.5	14.1
73	PIPELINE TRANSPORTATION.....	0.7	--	--	0.1	0.4	0.3	--	2.2
74	TRANSPORTATION & STORAGE.....	10.1	76.6	1.6	6.6	1.9	3.4	7.4	42.1
75	RADIO & TELEVISION BROADCASTING.....	--	--	--	--	--	--	--	--
76	TELEPHONE & TELEGRAPH.....	9.5	2.2	0.2	1.4	1.9	0.7	1.3	13.4
77	POSTAL SERVICES.....	1.2	0.3	--	0.2	0.3	0.1	0.1	2.3
78	ELECTRIC POWER.....	22.7	1.5	--	22.0	12.0	6.1	2.1	20.5
79	OTHER UTILITIES.....	1.6	--	--	0.4	1.1	0.4	--	6.8
80	WHOLESALE MARGINS.....	78.6	6.8	2.3	11.4	2.1	4.5	4.2	115.5
81	RETAIL MARGINS.....	19.0	1.1	0.6	1.1	0.2	0.9	0.7	5.9
82	IMPUTED RENT OWNER OCPD, DWEL.....	--	--	--	--	--	--	--	--
83	OTHER FINANCE, INS. REAL ESTATE.....	105.9	61.3	1.7	22.4	131.8	5.1	5.3	50.8
84	BUSINESS SERVICES.....	3.4	2.6	0.2	13.5	26.0	3.2	2.0	34.7
85	EDUCATION SERVICES.....	--	--	--	--	--	--	--	--
86	HEALTH SERVICES.....	--	--	--	--	--	--	--	--
87	AMUSEMENT & RECREATION SERVICES.....	--	--	--	--	--	--	--	--
88	ACCOMMODATION & FOOD SERVICES.....	--	--	--	--	--	--	--	--
89	OTHER PERSONAL & MISC. SERVICES.....	5.2	17.9	1.0	2.9	1.4	4.2	1.1	18.2
90	TRANSPORTATION MARGINS.....	47.2	2.1	1.1	6.8	0.8	2.3	1.4	134.6
91	OPERATING OFFICE, LAB. & FOOD.....	112.4	90.5	2.4	60.7	17.7	25.9	28.4	97.0
92	TRAVEL, ADVERTISING & PROMOTION.....	0.1	5.3	--	2.5	4.6	1.7	5.3	193.8
93	NON-COMPETING IMPORTS.....	--	--	--	--	--	--	--	123.3
94	UNALLOCATED IMPORTS & EXPORTS.....	--	--	--	--	--	--	--	--
95	INDIRECT TAXES.....	113.3	21.4	1.7	12.6	28.7	8.0	1.5	52.9
96	SUBSIDIES.....	-28.8	--	-0.4	-12.3	-15.5	--	--	-7.7
97	WAGES & SALARIES.....	241.2	272.6	26.0	289.9	99.8	70.3	64.2	795.1
98	SUPPLEMENTARY LABOUR INCOME.....	0.5	12.7	0.6	18.8	5.9	4.6	3.0	35.7
99	NET INCOME, UNINC. BUSINESS.....	842.0	31.7	32.9	1.1	0.3	3.0	2.1	28.4
100	OTHER OPERATING SURPLUS.....	471.8	77.9	24.8	512.5	325.2	95.4	31.1	506.1
TOTAL.....		2843.8	808.4	123.6	1092.7	688.1	273.4	184.2	5157.0

NOTE: DETAIL MAY NOT ADD DUE TO ROUNDING.

TABLE 6. USE (INPUT) MATRIX (AGGREGATION - M), 1961 (MILLIONS OF DOLLARS) - CONTINUED

NO.	COMMODITY AGGREGATION - M	TOBACCO PRODUCTS INDUSTRIES	RUBBER & PLASTIC PROD. IND.	LEATHER INDUSTRIES	TEXTILE INDUSTRIES	KNITTING MILLS	CLOTHING INDUSTRIES	WOOD	FURNITURE, FIXTURE INDUSTRIES
1	GRAINS	--	--	--	--	--	--	--	--
2	LIVE ANIMALS	--	--	--	--	--	--	--	--
3	OTHER AGRICULTURAL PRODUCTS	90.6	--	--	5.4	--	10.5	0.1	--
4	FORESTRY PRODUCTS	--	--	--	--	--	--	336.5	0.7
5	FISH LANDINGS	--	--	--	--	--	--	--	--
6	HUNTING & TRAPPING PRODUCTS	--	--	--	--	--	--	--	--
7	IRON ORES & CONCENTRATES	--	--	--	0.2	--	13.2	--	--
8	OTHER METAL ORES & CONCENTRATES	--	--	--	--	--	--	--	--
9	COAL	0.1	1.3	0.5	2.1	0.4	0.1	0.3	0.4
10	CRUDE MINERAL OILS	--	--	--	--	--	--	--	--
11	NATURAL GAS	--	--	--	0.1	--	--	0.1	--
12	NON-METALLIC MINERALS	--	0.8	0.1	0.1	--	--	--	--
13	SERVICES INCIDENTAL TO MINING	--	--	--	--	--	--	--	--
14	MEAT PRODUCTS	1.6	0.1	25.4	--	--	--	--	--
15	DAIRY PRODUCTS	--	--	--	--	--	--	--	--
16	FISH PRODUCTS	--	--	0.2	--	--	--	--	--
17	FRUITS & VEGETABLES PREPARATIONS	--	--	--	--	--	--	--	--
18	FEEDS	--	--	--	--	--	--	--	--
19	FLOUR, WHEAT MEAL & OTHER CEREALS	--	--	--	0.3	--	--	--	--
20	BREAKFAST CEREAL & BAKERY PROD.	--	--	--	--	--	--	--	--
21	SUGAR	0.1	--	0.1	--	--	--	--	--
22	MISC. FOOD PRODUCTS	0.5	--	--	1.0	--	--	0.1	--
23	SOFT DRINKS	--	--	--	--	--	--	--	--
24	ALCOHOLIC BEVERAGES	--	--	--	--	--	--	--	--
25	TOBACCO PROCESSED UNMANUFACTURED	75.5	--	--	--	--	--	--	--
26	CIGARETTES & TOBACCO MFG.	0.3	--	--	--	--	--	--	--
27	TIRES & TUBES	--	0.6	--	--	--	--	--	--
28	OTHER RUBBER PRODUCTS	--	7.6	10.5	3.0	0.6	0.5	--	7.2
29	PLASTIC FABRICATED PRODUCTS	0.2	3.0	7.4	2.7	--	0.9	1.1	10.1
30	LEATHER & LEATHER PRODUCTS	--	2.7	62.0	0.2	0.6	0.4	--	0.5
31	YARNS & MAN MADE FIBRES	2.7	2.1	0.1	152.6	81.3	9.1	--	--
32	FABRICS	--	33.5	7.2	92.0	9.6	277.2	1.0	24.9
33	OTHER TEXTILE PRODUCTS	--	0.8	1.5	28.6	6.6	12.6	--	1.0
34	HOSIERY & KNITTED WEAR	--	--	--	--	6.9	--	--	--
35	CLOTHING & ACCESSORIES	--	0.8	0.7	9.6	5.3	38.1	--	--
36	LUMBER & TIMBER	--	--	0.2	--	--	--	78.0	15.0
37	VENEER & PLYWOOD	--	--	0.2	--	--	--	19.7	10.8
38	OTHER WOOD FABRICATED MATERIALS	1.1	0.6	0.7	0.3	--	--	38.9	7.8
39	FURNITURE & FIXTURES	--	--	--	--	--	--	--	9.6
40	PULP	--	--	--	5.2	--	--	--	--
41	NEWSPRINT & OTHER PAPER STOCK	1.9	3.9	0.2	2.7	0.3	0.6	0.8	2.4
42	PAPER PRODUCTS	21.3	6.2	4.1	8.0	3.4	5.9	1.5	4.9
43	PRINTING & PUBLISHING	0.9	0.1	--	--	--	--	--	0.1
44	ADVERTISING PRINT MEDIA	--	--	--	--	--	--	--	--
45	IRON & STEEL PRODUCTS	--	0.1	0.2	0.1	--	--	0.1	10.5
46	ALUMINUM PRODUCTS	--	--	--	--	--	--	1.1	0.5
47	COPPER & COPPER ALLOY PRODUCTS	--	--	--	--	--	--	--	--
48	NICKEL PRODUCTS	--	--	--	--	--	--	--	--
49	OTHER NON FERROUS METAL PRODUCTS	--	1.7	--	0.5	--	--	--	0.4
50	BOILERS, TANKS & PLATES	--	--	--	--	--	--	--	--
51	FABRICATED STRUCTURAL METAL PROD.	--	0.1	--	0.3	--	0.2	3.5	0.1
52	OTHER METAL FABRICATED PRODUCTS	1.1	4.6	2.6	0.8	--	--	6.9	22.8
53	AGRICULTURAL MACHINERY	--	--	--	--	--	--	--	--
54	OTHER INDUSTRIAL MACHINERY	--	0.1	--	--	--	0.1	--	--
55	MOTOR VEHICLES	--	--	--	--	--	--	--	--
56	MOTOR VEHICLE PARTS	--	--	--	--	--	--	--	--
57	OTHER TRANSPORT EQUIPMENT	--	0.3	--	--	--	--	--	--
58	APPLIANCES & REFRIGERATORS, HOUSEHOLD	--	--	--	0.3	--	--	--	--
59	OTHER ELECTRICAL PRODUCTS	--	--	--	--	--	--	--	1.8
60	CEMENT & CONCRETE PRODUCTS	--	--	--	--	--	--	--	--
61	OTHER NON-METALLIC MINERAL PROD.	--	0.7	0.1	1.1	--	--	4.0	3.1
62	GASOLINE & FUEL OIL	0.2	0.7	0.4	2.9	0.3	0.6	5.5	0.7
63	OTHER PETROLEUM & COAL PROD.	--	0.8	0.1	0.5	--	0.1	4.7	0.1
64	INDUSTRIAL CHEMICALS	--	89.7	2.6	27.4	0.3	0.6	8.4	0.3
65	FERTILIZERS	--	--	--	--	--	--	--	--
66	PHARMACEUTICALS	--	--	--	--	--	--	--	--
67	OTHER CHEMICAL PRODUCTS	--	3.7	4.8	13.8	1.7	1.4	5.7	6.4
68	SCIENTIFIC EQUIPMENT	--	0.1	--	--	--	--	--	--
69	OTHER MANUFACTURED PRODUCTS	--	1.0	3.3	6.3	0.6	22.3	--	7.9
70	RESIDENTIAL CONSTRUCTION	--	--	--	--	--	--	--	--
71	NON RESIDENTIAL CONSTRUCTION	--	--	--	--	--	--	--	--
72	REPAIR CONSTRUCTION	1.3	1.3	0.6	3.7	0.4	0.7	5.8	1.0
73	PIPELINE TRANSPORTATION	--	0.1	--	0.2	--	--	0.1	0.1
74	TRANSPORTATION & STORAGE	0.5	0.6	0.4	1.1	0.3	1.0	1.4	0.5
75	RADIO & TELEVISION BROADCASTING	--	--	--	--	--	--	--	--
76	TELEPHONE & TELEGRAPH	0.5	2.3	1.0	2.6	0.7	2.5	3.8	1.6
77	POSTAL SERVICES	0.1	0.5	0.5	0.5	0.3	1.0	0.4	0.5
78	ELECTRIC POWER	0.6	3.6	1.0	6.5	0.8	1.7	9.5	1.9
79	OTHER UTILITIES	--	0.4	0.1	0.5	0.1	0.2	0.6	0.2
80	WHOLESALE MARGINS	2.5	12.5	11.9	23.2	2.6	32.3	23.9	16.2
81	RETAIL MARGINS	0.1	0.2	0.2	0.4	0.5	5.9	4.5	0.4
82	IMPUTED RENT OWNER OCCUP. DWEL.	--	--	--	--	--	--	--	--
83	OTHER FINANCIALS, REAL ESTATE	4.8	9.0	4.1	11.9	6.0	17.6	17.9	7.3
84	BUSINESS SERVICES	2.2	2.9	1.6	3.6	1.6	3.4	3.5	2.5
85	EDUCATION SERVICES	--	--	--	--	--	--	--	--
86	HEALTH SERVICES	--	--	--	--	--	--	--	--
87	AMUSEMENT & RECREATION SERVICES	--	--	--	--	--	--	--	--
88	ACCOMMODATION & FOOD SERVICES	--	--	--	--	--	--	--	--
89	OTHER PERSONAL & MISC. SERVICES	0.3	0.7	3.8	2.3	0.4	1.1	3.5	0.7
90	TRANSPORTATION MARGINS	2.8	10.4	4.4	15.9	2.2	5.6	31.7	6.7
91	OPERATING OFFICE LAB. & FOOD	3.2	12.9	9.1	28.4	4.5	9.2	38.8	6.1
92	TRAVEL, ADVERTISING & PROMOTION	17.9	19.0	8.4	16.3	4.3	19.7	7.1	7.6
93	NON-COMPETING IMPORTS	--	16.3	0.1	50.0	0.1	--	--	--
94	UNALLOCATED IMPORTS & EXPORTS	--	--	--	--	--	--	--	--
95	INDIRECT TAXES	2.3	4.6	2.0	7.5	1.7	3.1	8.6	3.5
96	SUBSIDIES	--	--	--	--	--	--	--	--
97	WAGES & SALARIES	44.4	124.7	99.4	215.1	63.4	261.7	295.5	119.1
98	SUPPLEMENTARY LABOUR INCOME	1.8	4.4	4.1	8.9	2.1	6.6	12.5	4.5
99	NET INCOME, UNINC. BUSINESS	--	0.4	1.0	2.3	1.0	8.2	12.0	6.9
100	OTHER OPERATING SURPLUS	51.6	56.5	6.7	78.6	10.1	40.9	65.9	28.8
	TO TAL.	335.0	450.9	295.3	846.9	221.1	816.9	1059.7	366.3

NOTE: DETAIL MAY NOT ADD DUE TO ROUNDING.

TABLE 6. USE (INPUT) MATRIX (AGGREGATION - M), 1961 (MILLIONS OF DOLLARS) - CONTINUED

NO.	COMMODITY AGGREGATION - M	PAPER & ALLIED INDUSTRIES	PRINTING & PUBLISHING	PRIMARY METAL INDUSTRIES	METAL FABRICATING INDUSTRIES	MACHINERY INDUSTRIES	TRANS. EQUIPMENT INDUSTRIES	ELECTRICAL PRODUCTS INDUSTRIES	NON-METAL. MINERAL PROD. IND.
1	GRAINS.....	--	--	--	--	--	--	--	--
2	LIVE ANIMALS.....	--	--	--	--	--	--	--	--
3	OTHER AGRICULTURAL PRODUCTS.....	0.2	--	--	--	--	--	--	--
4	FORESTRY PRODUCTS.....	337.9	--	0.3	--	--	--	--	0.2
5	FISH LANDINGS.....	--	--	--	--	--	--	--	--
6	HUNTING & TRAPPING PRODUCTS.....	--	--	--	--	--	--	--	--
7	IRON ORES & CONCENTRATES.....	--	--	79.8	--	--	--	--	0.1
8	OTHER METAL ORES & CONCENTRATES.....	0.1	--	653.5	--	--	--	0.2	6.1
9	COAL.....	19.8	0.2	57.7	1.0	0.8	3.1	0.9	7.9
10	CRUDE MINERAL OILS.....	--	--	--	--	--	--	--	--
11	NATURAL GAS.....	2.5	0.1	1.7	0.8	0.1	0.3	0.2	2.0
12	NON-METALLIC MINERALS.....	12.8	--	10.7	0.7	2.2	0.4	0.5	42.7
13	SERVICES INCIDENTAL TO MINING.....	--	--	--	--	--	--	--	--
14	MEAT PRODUCTS.....	--	--	--	--	--	--	--	--
15	DAIRY PRODUCTS.....	0.2	--	--	--	--	--	--	--
16	FISH PRODUCTS.....	--	--	--	--	--	--	--	--
17	FRUITS & VEGETABLES PREPARATIONS.....	--	--	--	--	--	--	--	--
18	FEEDS.....	--	--	--	--	--	--	--	--
19	FLOUR, WHEAT, MEAL & OTHER CEREALS.....	--	--	--	--	--	--	--	--
20	BREAKFAST CEREAL & BAKERY PROD.....	--	--	--	--	--	--	--	--
21	SUGAR.....	--	--	--	--	--	--	--	--
22	MISC. FOOD PRODUCTS.....	4.3	--	--	--	--	--	--	0.4
23	SOFT DRINKS.....	--	--	--	--	--	--	--	--
24	ALCOHOLIC BEVERAGES.....	--	--	--	--	--	--	--	--
25	TOBACCO PROCESSED UNMANUFACTURED.....	--	--	--	--	--	--	--	--
26	CIGARETTES & TOBACCO MFG.....	--	--	--	--	--	--	--	--
27	TIRES & TUBES.....	--	--	--	--	2.3	23.9	--	--
28	OTHER RUBBER PRODUCTS.....	0.3	--	0.8	1.3	3.3	11.8	14.5	0.4
29	PLASTIC FABRICATED PRODUCTS.....	8.9	0.4	--	1.6	0.2	2.1	9.6	0.9
30	LEATHER & LEATHER PRODUCTS.....	--	--	--	--	--	0.2	--	--
31	YARNS & MAN MADE FIBRES.....	0.5	--	--	0.2	--	--	0.6	0.8
32	FABRICS.....	1.5	3.6	--	0.1	0.1	8.5	2.2	1.5
33	OTHER TEXTILE PRODUCTS.....	17.5	0.1	0.1	0.5	0.1	16.5	0.2	0.1
34	HOSIERY & KNITTED WEAR.....	--	--	--	--	--	--	--	--
35	CLOTHING & ACCESSORIES.....	--	--	--	--	--	--	--	--
36	LUMBER & TIMBER.....	0.5	--	0.2	2.0	1.5	3.0	0.4	0.2
37	VENEER & PLYWOOD.....	0.3	--	--	--	--	0.8	--	--
38	OTHER WOOD FABRICATED MATERIALS.....	48.4	0.2	3.1	3.3	0.6	0.9	1.8	1.0
39	FURNITURE & FIXTURES.....	--	--	0.4	0.3	--	1.5	3.0	--
40	PULP.....	50.0	--	--	--	--	--	--	--
41	NEWSPRINT & OTHER PAPER STOCK.....	221.6	159.4	1.6	1.3	0.1	2.1	1.2	6.1
42	PAPER PRODUCTS.....	28.5	4.7	2.3	9.4	1.3	2.9	10.7	10.7
43	PRINTING & PUBLISHING.....	6.4	61.5	--	0.1	1.5	--	--	0.1
44	ADVERTISING, PRINT MEDIA.....	--	--	--	--	--	--	--	--
45	IRON & STEEL PRODUCTS.....	0.4	--	151.6	304.3	64.6	82.8	46.8	2.7
46	ALUMINUM PRODUCTS.....	5.9	--	61.7	35.5	5.0	11.6	23.4	0.3
47	COPPER & COPPER ALLOY PRODUCTS.....	--	--	75.7	23.3	4.4	9.7	60.7	0.1
48	NICKEL PRODUCTS.....	--	--	7.6	2.7	1.0	4.4	2.3	--
49	OTHER NON FERROUS METAL PRODUCTS.....	0.5	3.9	105.1	13.0	4.3	12.7	11.8	2.7
50	BOILERS, TANKS & PLATES.....	--	--	--	5.9	3.8	2.0	1.3	--
51	FABRICATED STRUCTURAL METAL PROD.....	0.3	--	2.8	77.9	13.0	9.2	2.9	0.3
52	OTHER METAL FABRICATED PRODUCTS.....	13.9	0.1	8.5	131.7	37.5	75.0	50.5	5.6
53	AGRICULTURAL MACHINERY.....	--	--	--	0.1	15.3	--	--	--
54	OTHER INDUSTRIAL MACHINERY.....	--	--	7.2	9.0	57.6	14.0	17.2	0.4
55	MOTOR VEHICLES.....	--	--	--	0.3	0.1	16.9	0.1	--
56	MOTOR VEHICLE PARTS.....	--	--	--	1.2	2.8	468.8	0.6	--
57	OTHER TRANSPORT EQUIPMENT.....	--	--	9.1	0.1	--	101.9	--	--
58	APPLIANCES & RECEIVERS, HOUSEHOLD.....	--	--	0.1	3.3	2.5	5.3	26.1	--
59	OTHER ELECTRICAL PRODUCTS.....	--	--	--	6.3	34.1	34.2	193.4	1.3
60	CEMENT & CONCRETE PRODUCTS.....	--	--	--	--	--	--	--	47.6
61	OTHER NON-METALLIC MINERAL PROD.....	9.2	--	22.3	6.8	0.9	29.0	11.1	31.0
62	GASOLINE & FUEL OIL.....	15.8	1.3	14.6	3.9	1.6	3.4	1.7	8.8
63	OTHER PETROLEUM & COAL PROD.....	11.1	0.6	26.5	1.5	0.7	3.0	0.9	3.5
64	INDUSTRIAL CHEMICALS.....	50.2	1.3	13.2	6.0	1.1	3.0	20.7	10.2
65	FERTILIZERS.....	--	--	0.3	--	--	--	--	--
66	PHARMACEUTICALS.....	--	--	--	--	--	--	--	--
67	OTHER CHEMICAL PRODUCTS.....	21.1	11.6	4.3	11.2	3.3	9.7	7.8	3.6
68	SCIENTIFIC EQUIPMENT.....	--	1.2	--	0.1	0.5	13.8	1.1	0.2
69	OTHER MANUFACTURED PRODUCTS.....	0.6	0.8	0.2	1.5	0.8	7.7	0.8	2.4
70	RESIDENTIAL CONSTRUCTION.....	--	--	--	--	--	--	--	--
71	NON-RESIDENTIAL CONSTRUCTION.....	--	--	--	--	--	--	--	--
72	REPAIR CONSTRUCTION.....	9.2	2.5	19.1	5.2	2.9	10.5	3.2	4.2
73	PIPELINE TRANSPORTATION.....	2.7	0.2	2.1	1.0	0.3	0.4	0.4	2.3
74	TRANSPORTATION & STORAGE.....	7.6	1.1	3.2	3.0	1.0	4.7	4.8	1.0
75	RADIO & TELEVISION BROADCASTING.....	--	--	--	--	--	--	--	--
76	TELEPHONE & TELEGRAPH.....	7.0	8.3	4.9	8.9	5.2	6.8	8.4	3.3
77	POSTAL SERVICES.....	1.1	9.9	0.6	1.2	0.8	0.8	1.2	0.4
78	ELECTRIC POWER.....	62.6	3.6	41.1	8.5	3.1	8.1	6.1	15.1
79	OTHER UTILITIES.....	6.1	0.5	4.1	2.2	0.6	1.1	1.0	4.2
80	WHOLESALE MARGINS.....	29.6	9.6	74.4	34.4	21.3	41.8	27.8	14.6
81	RETAIL MARGINS.....	1.1	1.0	0.9	1.0	0.4	1.3	0.7	1.2
82	IMPUTED RENT OWNER OCCUP. DWEL.....	--	--	--	--	--	--	--	--
83	OTHER FINANCE, INS., REAL ESTATE.....	27.3	19.4	16.3	19.5	21.3	17.4	31.4	11.9
84	BUSINESS SERVICES.....	11.5	10.9	13.4	12.3	6.2	20.1	10.9	4.3
85	EDUCATION SERVICES.....	--	--	--	--	--	--	--	--
86	HEALTH SERVICES.....	--	--	--	--	--	--	--	--
87	AMUSEMENT & RECREATION SERVICES.....	--	--	--	--	--	--	--	--
88	ACCOMMODATION & FOOD SERVICES.....	--	--	--	--	--	--	--	--
89	OTHER PERSONAL & MISC. SERVICES.....	7.6	4.3	4.7	5.4	1.6	3.4	3.3	7.2
90	TRANSPORTATION MARGINS.....	84.6	13.1	71.3	27.5	11.1	31.4	16.6	27.7
91	OPERATING, OFFICE, LAB & FOOD.....	62.6	19.6	73.0	50.6	19.4	55.0	36.7	45.6
92	TRAVEL, ADVERTISING & PROMOTION.....	19.3	39.2	10.6	29.0	17.9	32.9	38.0	12.5
93	NON-COMPETING IMPORTS.....	--	--	--	--	--	--	0.1	0.3
94	UNALLOCATED IMPORTS & EXPORTS.....	--	--	--	--	--	--	--	--
95	INDIRECT TAXES.....	14.4	8.8	25.7	13.9	8.8	24.1	11.7	11.5
96	SUBSIDIES.....	--	--	4.3	--	--	--	--	--
97	WAGES & SALARIES.....	493.7	350.9	474.1	467.0	347.5	501.5	416.6	193.2
98	SUPPLEMENTARY LABOUR INCOME.....	21.7	12.0	21.1	25.6	9.2	30.7	15.5	9.1
99	NET INCOME, UNINC. BUSINESS.....	0.6	11.3	0.8	7.3	0.8	1.5	0.3	2.8
100	OTHER OPERATING SURPLUS.....	447.4	97.9	286.6	162.5	116.9	155.4	128.1	120.1
	TOTAL.....	2228.6	874.8	2461.8	1554.3	765.4	1945.2	1289.9	696.8

NOTE: DETAIL MAY NOT ADD DUE TO ROUNDING.

TABLE 6. USE (INPUT) MATRIX (AGGREGATION - M), 1961 (MILLIONS OF DOLLARS) - CONTINUED

COMMODITY AGGREGATION - M	PETROLEUM & COAL PROD. IND.	CHEMICAL & CHEMICAL PROD. IND.	MISC. MANUFACTURING	CONSTR. INDUSTRY	TRANS. & STORAGE	COMMUNICATION	ELEC. POWER GAS, OTHER UTILITIES	WHOLESALE TRADE
1 GRAINS	--	--	--	--	--	--	--	0.4
2 LIVE ANIMALS	--	0.4	--	--	--	--	--	--
3 OTHER AGRICULTURAL PRODUCTS	--	0.2	0.1	4.8	0.7	--	--	2.1
4 FORESTRY PRODUCTS	--	0.1	--	7.7	--	--	--	--
5 FISH LANDINGS	--	--	--	--	--	--	--	--
6 HUNTING & TRAPPING PRODUCTS	--	--	--	--	--	--	--	--
7 IRON ORES & CONCENTRATES	--	--	--	--	--	--	--	--
8 OTHER METAL ORES & CONCENTRATES	0.2	0.6	8.5	--	--	--	--	--
9 COAL	1.3	9.4	0.6	--	3.6	--	8.0	0.3
10 CRUDE MINERAL OILS	733.7	--	--	--	--	--	--	--
11 NATURAL GAS	0.7	2.2	--	--	1.6	--	0.6	0.6
12 NON-METALLIC MINERALS	1.0	20.4	0.5	55.0	1.1	--	--	--
13 SERVICES INCIDENTAL TO MINING	--	--	--	53.3	--	--	--	--
14 MEAT PRODUCTS	--	4.7	--	--	--	--	--	0.1
15 DAIRY PRODUCTS	--	0.7	--	--	--	--	--	2.8
16 FISH PRODUCTS	--	1.0	0.1	--	--	--	--	0.1
17 FRUITS & VEGETABLE PREPARATIONS	--	--	--	--	--	--	--	--
18 FEEDS	--	0.7	--	--	0.7	--	--	0.6
19 FLOUR, WHEAT MEAL & OTHER CEREALS	--	0.4	--	--	--	--	--	0.5
20 BREAKFAST CEREAL & BAKERY PROD.	--	--	--	--	--	--	--	--
21 SUGAR	--	0.1	--	--	--	--	--	0.3
22 MISC. FOOD PRODUCTS	--	22.4	1.3	--	--	--	--	0.2
23 SOFT DRINKS	--	--	--	--	--	--	--	--
24 ALCOHOLIC BEVERAGES	--	--	--	--	--	--	--	--
25 TOBACCO PROCESSED UNMANUFACTURED	--	--	--	--	--	--	--	--
26 CIGARETTES & TOBACCO MFG.	--	--	--	--	--	--	--	--
27 TUBES & TUBES	--	--	0.2	12.5	18.0	--	--	--
28 OTHER RUBBER PRODUCTS	--	0.7	1.0	10.2	3.3	--	--	--
29 PLASTIC FABRICATED PRODUCTS	0.3	10.2	4.3	36.5	2.3	--	--	3.0
30 LEATHER & LEATHER PRODUCTS	--	--	1.8	0.3	0.2	--	--	0.1
31 YARNS & MAN-MADE FIBRES	--	1.9	3.0	0.4	--	--	--	0.4
32 FABRICS	--	0.7	6.2	5.7	1.1	--	--	0.8
33 OTHER TEXTILE PRODUCTS	--	2.8	2.6	11.6	3.6	0.9	--	5.8
34 HOSIERY & KNITTED WEAR	--	--	--	--	--	--	--	--
35 CLOTHING & ACCESSORIES	--	--	0.1	--	--	--	--	--
36 LUMBER & TIMBER	--	--	6.4	168.8	--	--	--	2.3
37 VENEER & PLYWOOD	--	--	0.8	98.7	--	--	--	0.3
38 OTHER WOOD FABRICATED MATERIALS	0.2	1.3	6.0	166.3	--	--	--	2.6
39 FURNITURE & FIXTURES	--	--	--	12.4	0.3	--	--	--
40 PULP	--	4.4	--	--	--	--	--	0.1
41 NEWSPRINT & OTHER PAPER STOCK	--	2.0	5.0	48.2	0.1	--	--	6.3
42 PAPER PRODUCTS	1.5	38.6	6.1	23.6	1.6	--	--	21.6
43 PRINTING & PUBLISHING	--	0.2	0.2	--	2.3	8.8	0.4	7.4
44 ADVERTISING, PRINT MEDIA	--	--	--	--	--	--	--	--
45 IRON & STEEL PRODUCTS	--	0.4	10.5	334.7	4.9	--	--	1.9
46 ALUMINUM PRODUCTS	--	0.1	5.5	0.5	--	--	--	--
47 COPPER & COPPER ALLOY PRODUCTS	--	1.5	8.4	26.9	0.8	--	--	--
48 NICKEL PRODUCTS	--	0.1	--	2.0	--	--	--	--
49 OTHER NON-FERROUS METAL PRODUCTS	0.1	7.3	12.2	8.1	0.3	--	--	0.3
50 BOILERS, TANKS & PLATES	--	--	1.0	82.2	1.8	--	--	--
51 FABRICATED STRUCTURAL METAL PROD.	--	--	1.4	317.9	0.4	--	--	--
52 OTHER METAL FABRICATED PRODUCTS	8.4	25.1	19.2	380.4	1.3	--	--	12.7
53 AGRICULTURAL MACHINERY	--	--	--	--	--	--	--	--
54 OTHER INDUSTRIAL MACHINERY	--	0.1	0.3	115.8	0.9	--	--	--
55 MOTOR VEHICLES	--	--	--	--	--	--	--	--
56 MOTOR VEHICLE PARTS	--	--	0.1	13.7	32.1	--	--	--
57 OTHER TRANSPORT EQUIPMENT	--	--	--	--	48.6	--	--	--
58 APPLIANCES & RECEIVERS, HOUSEHOLD	--	0.1	0.5	5.4	--	0.1	--	--
59 OTHER ELECTRICAL PRODUCTS	--	--	4.4	277.0	6.7	25.4	--	0.1
60 CEMENT & CONCRETE PRODUCTS	--	--	0.1	273.6	--	--	--	--
61 OTHER NON-METALLIC MINERAL PROD.	--	15.7	7.5	194.3	1.6	--	--	0.9
62 GASOLINE & FUEL OIL	0.9	4.9	1.0	67.0	128.0	1.7	4.7	29.9
63 OTHER PETROLEUM & COAL PROD.	13.1	48.4	0.9	48.9	9.1	0.2	0.5	2.6
64 INDUSTRIAL CHEMICALS	6.5	211.4	25.2	5.9	0.3	0.1	--	1.4
65 FERTILIZERS	--	16.4	--	--	--	--	--	--
66 PHARMACEUTICALS	--	11.2	--	0.3	--	--	--	--
67 OTHER CHEMICAL PRODUCTS	32.6	52.0	5.8	60.7	3.4	--	--	0.8
68 SCIENTIFIC EQUIPMENT	--	0.1	16.6	12.2	0.2	0.5	--	0.2
69 OTHER MANUFACTURED PRODUCTS	3.6	5.9	17.3	56.3	2.0	0.1	--	0.8
70 RESIDENTIAL CONSTRUCTION	--	--	--	--	--	--	--	--
71 NON-RESIDENTIAL CONSTRUCTION	--	--	--	--	--	--	--	--
72 REPAIR CONSTRUCTION	26.1	10.4	1.8	4.0	167.0	35.7	56.5	5.2
73 PIPELINE TRANSPORTATION	93.5	3.2	0.1	0.2	15.1	--	0.6	0.9
74 TRANSPORTATION & STORAGE	2.2	4.5	0.8	47.3	231.0	63.7	0.9	89.1
75 RADIO & TELEVISION BROADCASTING	--	--	--	--	--	--	--	--
76 TELEPHONE & TELEGRAPH	1.1	6.9	3.4	6.7	39.5	18.1	2.3	33.5
77 POSTAL SERVICES	0.4	2.3	1.3	1.0	1.8	7.4	1.7	19.8
78 ELECTRIC POWER	8.4	25.6	2.4	3.3	15.3	2.4	13.6	15.2
79 OTHER UTILITIES	1.5	6.0	0.3	11.2	1.7	0.1	2.1	2.1
80 WHOLESALE MARGINS	4.3	37.1	16.6	363.3	64.8	2.3	2.4	32.2
81 RETAIL MARGINS	0.1	1.3	0.3	51.4	26.3	4.0	0.7	7.8
82 IMPUTED RENT OWNER OCCUP. DWEL.	--	--	--	--	--	--	--	--
83 OTHER FINANCIALS, REAL ESTATE	16.5	25.0	16.0	87.1	83.3	21.5	36.2	138.0
84 BUSINESS SERVICES	2.6	19.1	3.7	138.8	16.5	5.3	5.4	44.5
85 EDUCATION SERVICES	--	--	--	--	--	--	--	--
86 HEALTH SERVICES	--	--	--	--	--	--	--	--
87 AMUSEMENT & RECREATION SERVICES	--	--	--	--	--	--	--	--
88 ACCOMMODATION & FOOD SERVICES	--	--	--	--	8.0	26.6	--	--
89 OTHER PERSONAL & MISC. SERVICES	1.5	8.1	1.4	112.4	47.1	3.1	4.6	27.3
90 TRANSPORTATION MARGINS	4.3	40.8	8.8	173.3	14.7	0.8	1.5	5.6
91 OPERATING, OFFICE, LAB. & FOOD	20.8	41.4	19.1	140.1	147.6	29.0	13.5	113.0
92 TRAVEL, ADVERTISING & PROMOTION	16.3	108.6	27.6	30.8	36.3	9.2	5.9	164.0
93 NON-COMPETING IMPORTS	--	0.6	0.9	--	--	--	--	--
94 UNALLOCATED IMPORTS & EXPORTS	--	--	--	--	--	--	--	--
95 INDIRECT TAXES	7.4	20.6	5.9	175.0	158.8	33.2	28.6	76.4
96 SUBSIDIES	--	-0.1	--	--	-96.0	--	-1.6	-77.7
97 WAGES & SALARIES	74.4	322.4	185.0	2086.1	1334.0	481.6	213.7	1090.1
98 SUPPLEMENTARY LABOUR INCOME	7.3	13.1	8.5	89.3	97.7	34.0	10.9	30.7
99 NET INCOME, UNINC. BUSINESS	3.0	0.8	7.7	261.0	94.0	--	--	157.0
100 OTHER OPERATING SURPLUS	146.3	272.8	69.9	312.9	727.3	346.2	619.0	444.5
TOTAL	1242.3	1497.6	574.5	7084.2	3566.6	1099.2	1032.8	2529.5

NOTE: DETAIL MAY NOT ADD DUE TO ROUNDING

TABLE 6. USE (INPUT) MATRIX (AGGREGATION - M), 1961 (MILLIONS OF DOLLARS) - CONTINUED

NO.	COMMODITY AGGREGATION - M	RETAIL TRADE	OWNER- OCCUPIED DWELLINGS	FINANCE, INS. & REAL EST.	EDUCATION & HEALTH SERVICES	AMUSEMENT RECREATION SERVICES	SERVICE TO BUSINESS MANAGEMENT	ACCOMMODA- TION FOOD SERVICES	PERSONAL & MISC SERVICES
1	GRAINS.....	--	--	--	--	--	--	--	--
2	LIVE ANIMALS.....	209.7	--	--	--	--	--	--	--
3	OTHER AGRICULTURAL PRODUCTS.....	--	--	--	--	0.1	--	36.9	1.0
4	FORESTRY PRODUCTS.....	--	--	--	--	--	--	--	--
5	FISH LANDINGS.....	--	--	--	--	--	--	6.1	--
6	HUNTING & TRAPPING PRODUCTS.....	--	--	--	--	--	--	--	--
7	IRON ORES & CONCENTRATES.....	--	--	--	--	--	--	--	--
8	OTHER METAL ORES & CONCENTRATES.....	--	--	--	0.4	--	--	--	--
9	COAL.....	--	--	--	0.4	--	--	--	--
10	CRUDE MINERAL OILS.....	--	--	--	--	--	--	--	--
11	NATURAL GAS.....	5.3	--	2.1	0.1	--	--	0.1	--
12	NON-METALLIC MINERALS.....	--	--	--	--	--	--	0.3	--
13	SERVICES INCIDENTAL TO MINING.....	--	--	--	--	--	--	--	--
14	MEAT PRODUCTS.....	6.1	--	--	--	--	--	203.8	--
15	DAIRY PRODUCTS.....	--	--	--	--	--	--	51.2	--
16	FISH PRODUCTS.....	--	--	--	--	--	--	25.1	--
17	FRUITS & VEGETABLES PREPARATIONS.....	--	--	--	--	--	--	25.8	--
18	FEEDS.....	--	--	--	--	0.1	--	--	--
19	FLOUR, WHEAT MEAL & OTHER CEREALS.....	--	--	--	--	--	--	2.9	--
20	BREAKFAST CEREAL & BAKERY PROD.....	--	--	--	--	--	--	29.9	--
21	SUGAR.....	--	--	--	--	--	--	5.8	--
22	MISC. FOOD PRODUCTS.....	--	--	--	--	--	--	14.7	1.5
23	SOFT DRINKS.....	--	--	--	--	--	--	8.4	--
24	ALCOHOLIC BEVERAGES.....	--	--	--	--	--	--	--	--
25	TOBACCO PROCESSED UNMANUFACTURED.....	--	--	--	--	--	--	--	--
26	CIGARETTES & TOBACCO MFG.....	--	--	--	--	--	--	--	--
27	TIRES & TUBES.....	2.0	--	--	--	--	--	--	--
28	OTHER RUBBER PRODUCTS.....	2.5	--	--	0.1	--	--	--	1.7
29	PLASTIC FABRICATED PRODUCTS.....	--	--	--	--	--	--	0.9	--
30	LEATHER & LEATHER PRODUCTS.....	--	--	--	--	0.3	--	--	1.5
31	YARNS & MAN MADE FIBRES.....	--	--	--	--	--	--	--	1.1
32	FABRICS.....	0.7	--	--	0.1	0.3	--	2.1	7.7
33	OTHER TEXTILE PRODUCTS.....	0.6	--	--	3.8	0.1	0.1	14.4	0.6
34	HOSIERY & KNITTED WEAR.....	--	--	--	--	--	--	--	--
35	CLOTHING & ACCESSORIES.....	18.0	--	--	--	--	--	1.0	--
36	LUMBER & TIMBER.....	--	--	--	--	--	0.1	--	--
37	VENEER & PLYWOOD.....	--	--	--	--	--	--	--	--
38	OTHER WOOD FABRICATED MATERIALS.....	4.5	--	--	--	0.3	--	--	11.3
39	FURNITURE & FIXTURES.....	--	--	--	--	--	--	0.6	--
40	PULP.....	--	--	--	--	--	--	--	--
41	NEWSPRINT & OTHER PAPER STOCK.....	8.3	--	--	0.1	--	1.2	--	0.3
42	PAPER PRODUCTS.....	55.8	--	--	--	--	0.2	25.2	2.1
43	PRINTING & PUBLISHING.....	4.3	--	9.4	1.7	0.4	1.4	--	--
44	ADVERTISING, PRINT MEDIA.....	--	--	--	--	--	--	--	--
45	IRON & STEEL PRODUCTS.....	--	--	--	--	--	--	--	--
46	ALUMINUM PRODUCTS.....	--	--	--	--	--	--	--	--
47	COPPER & COPPER ALLOY PRODUCTS.....	--	--	--	--	--	--	--	--
48	NICKEL PRODUCTS.....	--	--	--	--	--	--	--	--
49	OTHER NON-FERROUS METAL PRODUCTS.....	--	--	--	--	--	--	--	1.7
50	BOILERS, TANKS & PLATES.....	--	--	--	--	--	--	--	--
51	FABRICATED STRUCTURAL METAL PROD.....	--	--	--	--	--	--	--	--
52	OTHER METAL FABRICATED PRODUCTS.....	10.9	--	--	--	0.8	--	0.2	1.7
53	AGRICULTURAL MACHINERY.....	--	--	--	--	--	--	--	--
54	OTHER INDUSTRIAL MACHINERY.....	--	--	--	--	--	--	--	--
55	MOTOR VEHICLES.....	--	--	--	--	--	--	--	--
56	MOTOR VEHICLE PARTS.....	--	--	--	--	--	--	--	--
57	OTHER TRANSPORT EQUIPMENT.....	--	--	--	--	--	--	--	--
58	APPLIANCES & RECEIVERS, HOUSEHOLD.....	--	--	--	--	--	--	--	0.2
59	OTHER ELECTRICAL PRODUCTS.....	--	--	--	0.1	--	--	--	--
60	CEMENT & CONCRETE PRODUCTS.....	--	--	--	--	--	--	--	--
61	OTHER NON-METALLIC MINERAL PROD.....	0.8	--	--	0.1	--	--	3.5	--
62	GASOLINE & FUEL OIL.....	23.1	--	7.4	3.1	0.9	2.5	6.2	5.4
63	OTHER PETROLEUM & COAL PROD.....	1.5	--	0.1	0.5	0.1	0.3	0.4	1.4
64	INDUSTRIAL CHEMICALS.....	3.2	--	--	1.0	--	--	--	5.7
65	FERTILIZERS.....	--	--	--	--	--	--	--	--
66	PHARMACEUTICALS.....	--	--	--	11.6	--	--	--	--
67	OTHER CHEMICAL PRODUCTS.....	--	--	--	0.1	--	0.2	0.8	29.8
68	SCIENTIFIC EQUIPMENT.....	0.2	--	--	12.6	2.3	0.6	--	6.1
69	OTHER MANUFACTURED PRODUCTS.....	4.0	--	--	3.4	5.7	0.3	1.5	1.5
70	RESIDENTIAL CONSTRUCTION.....	--	--	--	--	--	--	--	--
71	NON-RESIDENTIAL CONSTRUCTION.....	--	--	--	--	--	--	--	--
72	REPAIR CONSTRUCTION.....	28.6	379.3	180.0	0.7	2.9	--	10.5	0.8
73	PIPELINE TRANSPORTATION.....	6.1	--	--	0.2	--	--	0.3	0.1
74	TRANSPORTATION & STORAGE.....	37.5	--	0.1	1.3	1.5	1.2	4.0	2.2
75	RADIO & TELEVISION BROADCASTING.....	--	--	--	--	--	--	--	--
76	TELEPHONE & TELEGRAPH.....	46.5	--	50.1	24.1	2.2	17.1	9.5	4.5
77	POSTAL SERVICES.....	57.9	--	23.8	6.1	0.2	4.0	0.3	0.5
78	ELECTRIC POWER.....	58.2	--	14.4	1.8	4.6	1.8	6.5	6.0
79	OTHER UTILITIES.....	13.3	--	9.2	0.6	0.1	0.1	1.1	0.3
80	WHOLESALE MARGINS.....	23.2	--	2.8	4.8	1.1	1.4	27.9	10.2
81	RETAIL MARGINS.....	8.6	--	1.6	1.1	0.1	1.2	15.5	1.4
82	IMPLIED RENT OWNER OCCUP. DWEL.....	--	--	--	--	--	--	--	--
83	OTHER FINANCE, INS. REAL ESTATE.....	310.0	29.3	410.6	30.4	38.6	38.9	57.6	35.2
84	BUSINESS SERVICES.....	29.8	--	81.1	8.4	2.8	40.0	6.0	3.8
85	EDUCATION SERVICES.....	--	--	--	--	--	--	--	--
86	HEALTH SERVICES.....	--	--	0.6	--	--	--	--	--
87	AMUSEMENT & RECREATION SERVICES.....	--	--	--	--	25.2	--	--	--
88	ACCOMMODATION & FOOD SERVICES.....	--	--	--	--	--	1.0	10.2	--
89	OTHER PERSONAL & MISC. SERVICES.....	25.2	--	21.1	17.1	6.7	13.1	14.0	10.6
90	TRANSPORTATION MARGINS.....	9.4	--	0.8	1.3	0.3	0.4	13.0	3.6
91	OPERATING OFFICE, LAB & FOOD.....	209.4	--	167.4	49.3	24.4	49.0	66.6	46.9
92	TRAVEL ADVERTISING & PROMOTION.....	140.3	--	128.4	8.5	17.7	43.0	18.7	8.9
93	NON-COMPETING IMPORTS.....	4.1	--	--	--	--	--	--	--
94	UNALLOCATED IMPORTS & EXPORTS.....	--	--	--	--	--	--	--	--
95	INDIRECT TAXES.....	114.9	613.4	517.6	10.1	13.2	12.2	50.3	18.7
96	SUBSIDIES.....	--	-9.8	-4.0	--	--	--	-0.2	--
97	WAGES & SALARIES.....	1676.0	--	906.1	117.8	59.2	371.3	479.9	207.7
98	SUPPLEMENTARY LABOUR INCOME.....	47.7	--	59.8	3.6	1.2	10.0	8.3	4.7
99	NET INCOME UNSINC. BUSINESS.....	493.0	680.1	453.9	346.3	32.5	282.2	194.0	134.5
100	OTHER OPERATING SURPLUS.....	574.7	779.4	1227.6	26.5	23.4	97.4	185.6	67.8
TOTAL.....		4275.6	2471.7	4329.7	699.2	269.5	992.4	1652.3	651.2

NOTE: DETAIL MAY NOT ADD DUE TO ROUNDING.

TABLE 6. USE (INPUT) MATRIX (AGGREGATION - M), 1961 (MILLIONS OF DOLLARS) - CONCLUDED

NO.	COMMODITY AGGREGATION - M	TRANS MARGINS	OPERATING OFFICE LAB & FOOD	TRAVEL PROMOTION ADVTG.	TOTAL INDUSTRIES
1	GRAINS.....	--	--	--	256.6
2	LIVE ANIMALS.....	--	0.9	--	946.6
3	OTHER AGRICULTURAL PRODUCTS.....	--	22.7	--	866.1
4	FORESTRY PRODUCTS.....	--	--	--	748.5
5	FISH LANDINGS.....	--	0.8	--	85.7
6	HUNTING & TRAPPING PRODUCTS.....	--	--	--	13.4
7	IRON ORES & CONCENTRATES.....	--	--	--	79.9
8	OTHER METAL ORES & CONCENTRATES.....	--	--	--	669.7
9	COAL.....	--	--	--	129.3
10	CRUDE MINERAL OILS.....	--	--	--	733.7
11	NATURAL GAS.....	--	--	--	23.6
12	NON-METALLIC MINERALS.....	--	0.2	--	164.5
13	SERVICES INCIDENTAL TO MINING.....	--	--	--	106.8
14	MEAT PRODUCTS.....	--	48.6	--	563.5
15	DAIRY PRODUCTS.....	--	29.4	--	169.1
16	FISH PRODUCTS.....	--	2.5	--	46.0
17	FRUITS & VEGETABLES PREPARATIONS.....	--	14.5	--	76.1
18	FEEDS.....	--	--	--	146.6
19	FLOUR, WHEAT MEAL & OTHER CEREALS.....	--	2.0	--	83.8
20	BREAKFAST CEREAL & BAKERY PROD.....	--	17.3	--	48.4
21	SUGAR.....	--	2.9	--	68.7
22	MISC. FOOD PRODUCTS.....	--	10.6	--	226.7
23	SOFT DRINKS.....	--	7.3	--	34.6
24	ALCOHOLIC BEVERAGES.....	--	--	18.2	24.8
25	TOBACCO PROCESSED UNMANUFACTURED.....	--	--	--	75.5
26	CIGARETTES & TOBACCO MFG.....	--	--	--	0.3
27	TIRUS & TUBES.....	--	55.6	1.0	122.8
28	OTHER RUBBER PRODUCTS.....	--	13.1	0.3	94.8
29	PLASTIC FABRICATED PRODUCTS.....	--	18.8	1.1	132.4
30	LEATHER & LEATHER PRODUCTS.....	--	3.5	--	74.1
31	YARNS & MAN MADE FIBRES.....	--	--	--	257.1
32	FABRICS.....	--	--	--	489.1
33	OTHER TEXTILE PRODUCTS.....	--	16.8	--	185.0
34	HOSIERY & KNITTED WEAR.....	--	--	--	6.9
35	CLOTHING & ACCESSORIES.....	--	6.4	--	79.9
36	LUMBER & TIMBER.....	--	0.8	--	281.7
37	VENEER & PLYWOOD.....	--	--	--	131.7
38	OTHER WOOD FABRICATED MATERIALS.....	--	0.3	--	311.7
39	FURNITURE & FIXTURES.....	--	--	--	28.3
40	PULP.....	--	--	--	59.6
41	NEWSPRINT & OTHER PAPER STOCK.....	--	4.4	--	493.2
42	PAPER PRODUCTS.....	--	114.1	--	586.9
43	PRINTING & PUBLISHING.....	--	222.1	114.1	449.3
44	ADVERTISING, PRINT MEDIA.....	--	--	275.0	275.0
45	IRON & STEEL PRODUCTS.....	--	3.4	--	1034.3
46	ALUMINUM PRODUCTS.....	--	--	--	151.1
47	COPPER & COPPER ALLOY PRODUCTS.....	--	0.5	--	212.0
48	NICKEL PRODUCTS.....	--	--	--	20.2
49	OTHER NON FERROUS METAL PRODUCTS.....	--	6.0	--	192.8
50	BOILERS, TANKS & PLATES.....	--	0.7	--	98.7
51	FABRICATED STRUCTURAL METAL PROD.....	--	--	--	428.6
52	OTHER METAL FABRICATED PRODUCTS.....	--	189.2	--	1123.2
53	AGRICULTURAL MACHINERY.....	--	0.9	--	56.6
54	OTHER INDUSTRIAL MACHINERY.....	--	273.9	--	532.1
55	MOTOR VEHICLES.....	--	--	--	17.4
56	MOTOR VEHICLE PARTS.....	--	114.1	11.6	645.1
57	OTHER TRANSPORT EQUIPMENT.....	--	0.4	--	153.2
58	APPLIANCES & RECEIVERS, HOUSEHOLD.....	--	2.0	--	46.1
59	OTHER ELECTRICAL PRODUCTS.....	--	111.8	1.5	703.3
60	CEMENT & CONCRETE PRODUCTS.....	--	--	--	321.3
61	OTHER NON-METALLIC MINERAL PROD.....	--	12.6	--	397.8
62	GASOLINE & FUEL OIL.....	--	--	24.0	572.5
63	OTHER PETROLEUM & COAL PROD.....	--	3.8	1.3	217.5
64	INDUSTRIAL CHEMICALS.....	--	33.2	--	598.4
65	FERTILIZERS.....	--	3.0	--	66.6
66	PHARMACEUTICALS.....	--	12.3	--	49.9
67	OTHER CHEMICAL PRODUCTS.....	--	114.4	0.9	489.7
68	SCIENTIFIC EQUIPMENT.....	--	66.2	--	135.1
69	OTHER MANUFACTURED PRODUCTS.....	--	26.5	25.7	212.7
70	RESIDENTIAL CONSTRUCTION.....	--	--	--	--
71	NON-RESIDENTIAL CONSTRUCTION.....	--	--	--	--
72	REPAIR CONSTRUCTION.....	--	--	--	1084.2
73	PIPELINE TRANSPORTATION.....	--	--	--	136.7
74	TRANSPORTATION & STORAGE.....	1627.5	--	180.3	2487.0
75	RADIO & TELEVISION BROADCASTING.....	--	--	88.4	91.7
76	TELEPHONE & TELEGRAPH.....	--	--	--	363.7
77	POSTAL SERVICES.....	--	--	--	152.6
78	ELECTRIC POWER.....	--	--	--	440.1
79	OTHER UTILITIES.....	--	--	--	70.9
80	WHOLESALE MARGINS.....	--	253.8	21.1	1472.3
81	RETAIL MARGINS.....	--	117.0	25.1	309.6
82	IMPUTED RENT OWNER OCUP. DWEL.....	--	--	--	--
83	OTHER FINANCIALS, REAL ESTATE.....	--	--	--	2001.5
84	BUSINESS SERVICES.....	--	--	136.5	741.8
85	EDUCATION SERVICES.....	--	--	--	--
86	HEALTH SERVICES.....	--	--	--	0.6
87	AMUSEMENT & RECREATION SERVICES.....	--	--	9.7	72.7
88	ACCOMMODATION & FOOD SERVICES.....	--	--	291.5	300.8
89	OTHER PERSONAL & MISC. SERVICES.....	--	323.8	28.6	768.2
90	TRANSPORTATION MARGINS.....	--	72.0	7.9	918.2
91	OPERATING, OFFICE LAB & FOOD.....	--	--	--	2047.1
92	TRAVEL, ADVERTISING & PROMOTION.....	--	--	--	1277.2
93	NON-COMPETING IMPORTS.....	--	2.1	--	201.4
94	UNALLOCATED IMPORTS & EXPORTS.....	--	48.1	64.2	112.3
95	INDIRECT TAXES.....	--	169.3	82.1	2520.3
96	SUBSIDIES.....	--	--	--	320.8
97	WAGES & SALARIES.....	--	--	--	15892.4
98	SUPPLEMENTARY LABOUR INCOME.....	--	--	--	698.1
99	NET INCOME, UNINC. BUSINESS.....	--	--	--	4138.5
100	OTHER OPERATING SURPLUS.....	--	--	--	9815.2
TOTAL.....		1627.5	2576.8	1428.1	66912.5

NOTE: DETAIL MAY NOT ADD DUE TO ROUNDING.

TABLE 7. FINAL DEMAND MATRIX (AGGREGATION - M), 1961 (MILLIONS OF DOLLARS)

NO.	COMMODITY AGGREGATION - M	CONS. EXP. DURABLE	CONS. EXP. SEMI DURABLE	CONS. EXP. NON DURABLE	CONS. EXP. SERVICES	CONS. TRUCTION BUSINESS	CONS. TRUCTION GOVERNMENT	MACHINERY, EQUIPMENT BUSINESS	MACHINERY, EQUIPMENT GOVERNMENT
1	GRAINS	--	--	--	--	--	--	--	--
2	LIVE ANIMALS	--	6.1	67.0	--	--	--	--	--
3	OTHER AGRICULTURAL PRODUCTS	--	--	432.0	3.5	--	--	--	--
4	FORESTRY PRODUCTS	--	--	40.6	--	--	--	--	--
5	FISH LANDINGS	--	--	6.5	--	--	--	--	--
6	HUNTING & TRAPPING PRODUCTS	--	--	--	--	--	--	--	--
7	IRON ORES & CONCENTRATES	--	--	--	--	--	--	--	--
8	OTHER METAL ORES & CONCENTRATES	--	--	--	--	--	--	--	--
9	COAL	--	--	26.1	0.3	--	--	--	--
10	CRUDE MINERAL OILS	--	--	--	--	--	--	--	--
11	NATURAL GAS	--	--	21.4	3.3	--	--	--	--
12	NON-METALLIC MINERALS	--	1.9	3.5	--	--	--	--	--
13	SERVICES INCIDENTAL TO MINING	--	--	--	--	84.0	--	--	--
14	MEAT PRODUCTS	--	--	993.1	--	--	--	--	--
15	DAIRY PRODUCTS	--	--	699.5	--	--	--	--	--
16	FISH PRODUCTS	--	--	41.5	--	--	--	--	--
17	FRUITS & VEGETABLES PREPARATIONS	--	--	341.3	--	--	--	--	--
18	FEDDS	--	--	24.1	--	--	--	--	--
19	FLOUR, WHEAT, MEAL & OTHER CEREALS	--	--	38.4	--	--	--	--	--
20	BREAKFAST CEREAL & BAKERY PROD.	--	--	449.2	--	--	--	--	--
21	SUGAR	--	--	48.0	--	--	--	--	--
22	MISC. FOOD PRODUCTS	--	--	425.6	--	--	--	--	--
23	SOFT DRINKS	--	--	141.7	--	--	--	--	--
24	ALCOHOLIC BEVERAGES	--	--	358.4	--	--	--	--	--
25	TOBACCO PROCESSED UNMANUFACTURED	--	--	--	--	--	--	--	--
26	CIGARETTES & TOBACCO MFG.	--	--	224.7	--	--	--	--	--
27	TIRES & TUBES	57.3	--	--	--	--	--	--	--
28	OTHER RUBBER PRODUCTS	3.3	40.6	1.3	--	--	--	3.2	0.9
29	PLASTIC FABRICATED PRODUCTS	1.1	17.4	3.9	--	--	--	--	--
30	LEATHER & LEATHER PRODUCTS	--	238.3	--	--	--	--	--	--
31	YARNS & MAN MADE FIBRES	--	19.3	--	--	--	--	--	--
32	FABRICS	--	75.6	--	--	--	--	--	--
33	OTHER TEXTILE PRODUCTS	47.8	72.0	19.9	--	--	--	3.1	0.3
34	HOSIERY & KNITTED WEAR	--	189.0	--	--	--	--	--	--
35	CLOTHING & ACCESSORIES	--	765.7	--	--	--	--	--	--
36	LUMBER & TIMBER	--	6.4	--	--	--	--	--	--
37	VENEER & PLYWOOD	--	4.4	--	--	--	--	--	--
38	OTHER WOOD FABRICATED MATERIALS	10.3	2.4	0.4	--	--	--	4.1	0.1
39	FURNITURE & FIXTURES	242.3	9.5	--	--	--	--	58.3	16.4
40	PULP	--	--	--	--	--	--	--	--
41	NEWSPRINT & OTHER PAPER STOCK	--	2.4	0.9	--	--	--	--	--
42	PAPER PRODUCTS	--	10.8	78.0	--	--	--	--	--
43	PRINTING & PUBLISHING	--	232.2	--	5.5	--	--	1.1	--
44	ADVERTISING, PRINT MEDIA	--	--	--	--	--	--	--	--
45	IRON & STEEL PRODUCTS	--	--	--	--	--	--	--	--
46	ALUMINUM PRODUCTS	--	--	--	--	--	--	--	--
47	COPPER & COPPER ALLOY PRODUCTS	--	--	--	--	--	--	--	--
48	NICKEL PRODUCTS	--	--	--	--	--	--	--	--
49	OTHER NON FERROUS METAL PRODUCTS	--	3.0	--	--	--	--	45.5	--
50	BOILERS, TANKS & PLATES	--	--	--	--	--	--	15.0	0.2
51	FABRICATED STRUCTURAL METAL PROD.	--	1.1	--	--	--	--	1.0	0.4
52	OTHER METAL FABRICATED PRODUCTS	12.5	54.2	7.1	--	--	--	45.4	4.9
53	AGRICULTURAL MACHINERY	2.6	--	--	--	--	--	200.8	1.2
54	OTHER INDUSTRIAL MACHINERY	12.1	10.9	--	--	--	--	648.6	31.2
55	MOTOR VEHICLES	807.8	--	--	--	3.2	--	241.7	28.6
56	MOTOR VEHICLE PARTS	67.4	--	--	--	--	--	30.2	0.9
57	OTHER TRANSPORT EQUIPMENT	24.7	--	--	--	--	--	164.2	19.9
58	APPLIANCES & RECEIVERS, HOUSEHOLD	348.0	--	--	--	--	--	55.4	3.0
59	OTHER ELECTRICAL PRODUCTS	18.2	26.7	--	--	--	--	334.7	8.1
60	CEMENT & CONCRETE PRODUCTS	--	1.9	--	--	--	--	--	--
61	OTHER NON-METALLIC MINERAL PROD.	--	47.6	--	--	--	--	9.3	0.1
62	GASOLINE & FUEL OIL	--	--	496.2	3.4	--	--	--	--
63	OTHER PETROLEUM & COAL PROD.	--	0.5	21.3	--	--	--	--	--
64	INDUSTRIAL CHEMICALS	0.1	0.3	0.9	--	--	--	--	--
65	FERTILIZERS	--	--	0.7	--	--	--	--	--
66	PHARMACEUTICALS	--	--	105.0	--	--	--	--	--
67	OTHER CHEMICAL PRODUCTS	4.2	48.0	194.6	--	--	--	--	--
68	SCIENTIFIC EQUIPMENT	33.5	21.1	19.6	--	--	--	46.5	31.8
69	OTHER MANUFACTURED PRODUCTS	148.6	93.7	9.4	5.1	--	--	6.9	3.5
70	RESIDENTIAL CONSTRUCTION	--	--	--	--	1485.0	9.0	--	--
71	NON RESIDENTIAL CONSTRUCTION	--	--	--	--	2490.3	1479.0	--	--
72	REPAIR CONSTRUCTION	--	--	--	15.7	--	--	--	--
73	PIPELINE TRANSPORTATION	--	--	24.0	0.1	--	--	--	--
74	TRANSPORTATION & STORAGE	--	--	--	473.5	--	--	--	--
75	RADIO & TELEVISION BROADCASTING	--	--	--	6.5	--	--	--	--
76	TELEPHONE & TELEGRAPH	--	--	--	293.8	--	--	--	--
77	POSTAL SERVICES	--	--	--	42.1	--	--	--	--
78	ELECTRIC POWER	--	--	352.5	3.3	--	--	--	--
79	OTHER UTILITIES	--	--	73.4	104.3	--	--	--	--
80	WHOLESALE MARGINS	172.6	172.1	474.4	1.7	0.4	--	247.7	12.0
81	RETAIL MARGINS	673.9	1045.5	1457.8	3.1	0.3	--	56.4	4.9
82	IMPUTED RENT OWNER OCCUP. DWEL.	--	--	--	2471.7	--	--	--	--
83	OTHER FINANCE, INS. REAL ESTATE	--	--	--	2192.3	341.0	--	--	--
84	BUSINESS SERVICES	--	--	--	110.9	--	--	--	--
85	EDUCATION SERVICES	--	--	--	92.1	--	--	--	--
86	HEALTH SERVICES	--	--	--	728.6	--	--	--	--
87	AMUSEMENT & RECREATION SERVICES	--	--	--	198.4	--	--	--	--
88	ACCOMMODATION & FOOD SERVICES	--	--	--	1432.0	--	--	--	--
89	OTHER PERSONAL & MISC. SERVICES	277.0	50.9	--	568.2	--	--	--	--
90	TRANSPORTATION MARGINS	44.0	77.7	165.4	0.5	0.1	--	56.0	3.7
91	OPERATING, OFFICE, LAB & FOOD	--	--	--	38.7	--	--	--	--
92	TRAVEL, ADVERTISING & PROMOTION	--	--	--	15.2	--	--	--	--
93	NON-COMPETING IMPORTS	--	--	92.5	--	--	--	--	--
94	UNALLOCATED IMPORTS & EXPORTS	--	--	--	135.1	--	--	--	--
95	INDIRECT TAXES	304.9	260.2	1315.1	53.4	0.1	--	132.4	14.4
96	SUBSIDIES	--	--	--	--	--	--	--	--
97	WAGES & SALARIES	--	--	--	582.2	--	--	--	--
98	SUPPLEMENTARY LABOUR INCOME	--	--	--	11.3	--	--	--	--
99	NET INCOME, UNINC. BUSINESS	--	--	--	--	--	--	--	--
100	OTHER OPERATING SURPLUS	--	--	--	37.3	--	--	--	--
TOTAL		3314.3	3609.3	9296.9	9633.2	4404.3	1488.0	2316.5	186.5

NOTE: DETAIL MAY NOT ADD DUE TO ROUNDING.

TABLE 7. FINAL DEMAND MATRIX (AGGREGATION - M), 1961 (MILLIONS OF DOLLARS) - CONCLUDED

NO.	COMMODITY AGGREGATION - M	INVENTORIES	DOMESTIC EXPORTS	RE-EXPORTS	IMPORTS	GOVT GROSS CURRENT EXPEND.	GOVT SALE OF GOOD & SERVICES	FINAL EXPEND ON GDP
1	GRAINS	-391.4	590.9	--	-33.7	--	-0.4	165.5
2	LIVE ANIMALS	31.7	66.2	0.1	-8.6	--	-0.5	162.0
3	OTHER AGRICULTURAL PRODUCTS	13.9	110.4	0.9	-203.4	4.4	-1.6	360.1
4	FORESTRY PRODUCTS	3.4	41.7	1.0	-14.7	--	--	72.1
5	FISH LANDINGS	0.1	23.9	--	-4.2	--	-0.1	26.3
6	HUNTING & TRAPPING PRODUCTS	0.1	10.2	0.8	-13.3	--	-0.1	-2.3
7	IRON ORES & CONCENTRATES	6.3	125.1	--	-48.7	--	--	82.6
8	OTHER METAL ORES & CONCENTRATES	50.9	390.6	--	-301.4	--	--	361.0
9	COAL	-0.1	8.4	--	-119.4	8.4	--	-76.4
10	CRUDE MINERAL OILS	1.2	162.6	--	-372.9	--	--	-209.1
11	NATURAL GAS	-0.8	21.6	--	-2.8	2.0	--	44.7
12	NON-METALLIC MINERALS	14.7	146.9	3.2	-61.0	12.9	--	122.1
13	SERVICES INCIDENTAL TO MINING	--	--	--	--	--	--	54.0
14	MEAT PRODUCTS	19.7	70.3	1.8	-76.1	--	--	1108.9
15	DAIRY PRODUCTS	29.0	24.2	--	-12.1	--	--	740.7
16	FISH PRODUCTS	3.0	111.4	0.4	-19.7	--	--	136.6
17	FRUITS & VEGETABLES PREPARATIONS	20.5	8.8	0.6	-110.8	--	-0.1	260.4
18	FEEDS	0.5	20.9	--	-18.5	--	--	27.0
19	FLOUR WHEAT MEAL & OTHER CEREALS	2.7	60.7	--	-4.6	--	--	97.2
20	BREAKFAST CEREAL & BAKERY PROD.	3.9	4.4	--	-12.4	--	--	445.1
21	SUGAR	1.1	0.8	--	-1.3	--	--	48.5
22	MISC. FOOD PRODUCTS	14.4	28.8	1.7	-130.6	--	--	339.9
23	SOFT DRINKS	2.1	0.1	--	-2.7	--	--	141.2
24	ALCOHOLIC BEVERAGES	30.2	85.5	0.2	-60.1	--	--	414.2
25	TOBACCO PROCESSED UNMANUFACTURED	4.0	26.8	--	-4.4	--	--	26.5
26	CIGARETTES & TOBACCO MFG.	8.8	0.4	--	-4.8	--	--	229.1
27	TIRES & TUBES	1.9	4.5	0.2	-14.1	--	--	49.9
28	OTHER RUBBER PRODUCTS	2.3	2.7	0.3	-38.1	--	--	16.4
29	PLASTIC FABRICATED PRODUCTS	-0.8	6.5	0.5	-46.9	--	--	-18.2
30	LEATHER & LEATHER PRODUCTS	7.8	14.8	0.5	-44.3	--	--	217.1
31	YARNS & MAN MADE FIBRES	-4.1	21.6	0.7	-77.2	--	--	-39.7
32	FABRICS	10.4	11.6	1.5	-224.0	0.1	--	-124.8
33	OTHER TEXTILE PRODUCTS	15.9	9.3	1.1	-88.9	8.2	--	88.8
34	HOSIERY & KNITTED WEAR	9.8	2.0	0.3	-25.2	0.1	--	176.0
35	CLOTHING & ACCESSORIES	52.2	7.7	0.6	-68.7	5.1	-0.2	762.2
36	LUMBER & TIMBER	-16.4	328.8	0.1	-37.2	--	--	281.7
37	VENEER & PLYWOOD	-14.6	32.5	0.2	-17.0	--	--	5.5
38	OTHER WOOD FABRICATED MATERIALS	-0.3	35.9	0.4	-17.6	--	--	35.8
39	FURNITURE & FIXTURES	19.5	2.3	0.2	-35.2	2.0	--	315.3
40	PULP	2.1	343.8	--	-10.4	--	--	335.5
41	NEWSPRINT & OTHER PAPER STOCK	7.6	760.1	0.1	-37.3	--	--	733.8
42	PAPER PRODUCTS	7.8	11.8	0.7	-55.7	--	--	53.4
43	PRINTING & PUBLISHING	3.0	6.6	2.4	-139.7	13.6	-2.3	122.4
44	ADVERTISING PRINT MEDIA	--	--	--	--	--	-0.2	-0.2
45	IRON & STEEL PRODUCTS	-10.7	113.3	1.3	-133.6	--	--	-29.7
46	ALUMINUM PRODUCTS	13.0	232.2	0.1	-19.5	--	--	225.8
47	COPPER & COPPER ALLOY PRODUCTS	6.9	174.8	0.1	-9.3	0.1	--	172.6
48	NICKEL PRODUCTS	-1.8	297.3	--	-8.8	0.3	--	287.1
49	OTHER NON-FERROUS METAL PRODUCTS	2.8	158.5	10.1	-85.6	9.7	--	53.0
50	BOILERS, TANKS & PLATES	-1.7	2.7	0.3	-11.3	--	--	5.1
51	FABRICATED STRUCTURAL METAL PROD.	0.7	6.3	0.4	-67.3	--	--	-57.4
52	OTHER METAL FABRICATED PRODUCTS	-0.7	28.7	5.4	-291.4	20.3	-0.4	-114.1
53	AGRICULTURAL MACHINERY	2.6	84.3	6.8	-215.4	--	--	82.9
54	OTHER INDUSTRIAL MACHINERY	10.7	64.9	18.3	-712.0	7.1	--	91.8
55	MOTOR VEHICLES	-30.2	24.1	1.3	-216.4	11.9	--	872.1
56	MOTOR VEHICLE PARTS	1.3	21.0	4.5	-403.3	--	--	-278.0
57	OTHER TRANSPORT EQUIPMENT	23.9	116.7	32.9	-259.8	270.8	--	393.3
58	APPLIANCES & RECEIVERS, HOUSEHOLD	18.6	9.2	1.1	-142.6	--	--	292.7
59	OTHER ELECTRICAL PRODUCTS	4.4	67.3	6.7	-312.1	29.8	--	183.8
60	CEMENT & CONCRETE PRODUCTS	1.0	4.5	--	-3.2	--	--	4.1
61	OTHER NON-METALLIC MINERAL PROD.	10.7	34.5	0.8	-151.1	--	--	-48.1
62	GASOLINE & FUEL OIL	31.1	5.0	0.1	-104.7	58.4	-0.1	489.3
63	OTHER PETROLEUM & COAL PROD.	1.8	9.1	0.1	-51.8	2.8	--	-16.9
64	INDUSTRIAL CHEMICALS	5.7	174.4	1.3	-207.1	13.5	--	-10.9
65	FERTILIZERS	1.9	3.4	--	-16.0	--	--	-11.0
66	PHARMACEUTICALS	4.9	8.9	0.5	-38.1	35.4	--	116.5
67	OTHER CHEMICAL PRODUCTS	3.9	17.8	1.6	-129.3	14.2	--	155.1
68	SCIENTIFIC EQUIPMENT	-0.6	20.6	6.1	-170.4	56.8	--	65.1
69	OTHER MANUFACTURED PRODUCTS	16.0	15.8	3.0	-162.5	--	-0.1	139.6
70	RESIDENTIAL CONSTRUCTION	--	--	--	--	3.0	--	1497.0
71	NON-RESIDENTIAL CONSTRUCTION	--	--	--	--	80.0	--	4049.3
72	REPAIR CONSTRUCTION	--	--	--	--	390.2	--	405.9
73	PIPELINE TRANSPORTATION	--	70.3	--	-30.0	2.2	--	66.5
74	TRANSPORTATION & STORAGE	--	282.1	--	-45.0	72.2	-14.7	768.1
75	RADIO & TELEVISION BROADCASTING	--	17.9	--	-1.7	--	--	22.7
76	TELEPHONE & TELEGRAPH	--	--	--	--	46.6	-0.4	340.0
77	POSTAL SERVICES	--	2.8	--	-3.4	16.3	--	57.9
78	ELECTRIC POWER	--	14.7	--	-1.4	70.5	-1.0	438.7
79	OTHER UTILITIES	--	0.1	--	-0.1	17.9	-121.0	74.6
80	WHOLESALE MARGINS	--	137.4	6.1	-6.0	35.4	--	1253.8
81	RETAIL MARGINS	--	--	--	--	10.4	-0.1	3252.0
82	IMPLIED RENT OWNER OCPO, DWEL.	--	--	--	--	--	--	2471.7
83	OTHER FINANCE, INS. REAL ESTATE	--	35.7	--	-104.4	77.9	-45.4	2497.2
84	BUSINESS SERVICES	--	39.0	--	-149.3	102.5	-5.5	97.6
85	EDUCATION SERVICES	--	--	--	--	2.5	-13.4	81.2
86	HEALTH SERVICES	--	--	--	--	33.2	-144.5	617.3
87	AMUSEMENT & RECREATION SERVICES	--	--	--	--	6.5	-21.2	183.7
88	ACCOMMODATION & FOOD SERVICES	--	--	--	--	--	-2.4	1429.6
89	OTHER PERSONAL & MISC. SERVICES	--	0.7	--	-7.0	101.9	-105.6	886.1
90	TRANSPORTATION MARGINS	--	339.2	4.5	--	18.3	--	709.3
91	OPERATING OFFICE, LAB. & FOOD	--	--	--	--	491.0	--	529.7
92	TRAVEL, ADVERTISING & PROMOTION	--	--	--	--	127.6	--	142.9
93	NON-COMPETING IMPORTS	4.5	--	0.5	-298.9	--	--	201.4
94	UNALLOCATED IMPORTS & EXPORTS	--	748.4	--	-995.8	--	--	-112.3
95	INDIRECT TAXES	--	1.1	--	515.0	41.9	--	2638.6
96	SUBSIDIES	--	--	--	--	--	--	--
97	WAGES & SALARIES	--	--	--	--	3699.6	--	4191.8
98	SUPPLEMENTARY LABOUR INCOME	--	--	--	--	216.1	--	227.4
99	NET INCOME, UNINC. BUSINESS	--	--	--	--	--	--	--
100	OTHER OPERATING SURPLUS	--	--	--	--	531.0	--	568.3
TOTAL		94.8	7128.9	135.1	-7449.4	6692.6	-481.3	40369.7

NOTE: DETAIL MAY NOT ADD DUE TO ROUNDING.

TABLE 8. IMPACT (INVERSE) MATRIX (AGGREGATION - M), 1961

NO.	COMMODITY AGGREGATION - M	AGRICUL- TURE	FOREST- RY	FISHING, HUNTING & TRAPPING	METAL MINES	MINERAL FUELS	NON-METAL MINES & QUARRIES	SERVICES INCIDENTAL TO MINING	FOOD & BEVERAGE INDUSTRIES
1	GRAINS.....	1.0706	0.0036	0.0017	0.0021	0.0174	0.0019	0.0008	0.1169
2	LIVE ANIMALS.....	1.0713	0.0036	0.0017	0.0021	0.0174	0.0019	0.0008	0.1158
3	OTHER AGRICULTURAL PRODUCTS.....	1.0682	0.0045	0.0017	0.0021	0.0174	0.0019	0.0008	0.1164
4	FORESTRY PRODUCTS.....	0.0691	1.0248	0.0005	0.0031	0.0106	0.0008	0.0007	0.0263
5	FISH LANDINGS.....	0.0026	0.0051	1.0217	0.0027	0.0124	0.0025	0.0006	0.0042
6	HUNTING & TRAPPING PRODUCTS.....	0.0026	0.0051	1.0217	0.0027	0.0124	0.0025	0.0006	0.0042
7	IRON ORES & CONCENTRATES.....	0.0032	0.0019	0.0001	0.9789	0.0047	0.0032	0.0265	0.0071
8	OTHER METAL ORES & CONCENTRATES.....	0.0031	0.0020	0.0001	0.9164	0.0057	0.0033	0.0248	0.0070
9	COAL.....	0.0025	0.0020	0.0001	0.0037	1.0042	0.0007	0.0279	0.0055
10	CRUDE MINERAL OILS.....	0.0025	0.0020	0.0001	0.0037	1.0042	0.0007	0.0279	0.0055
11	NATURAL GAS.....	0.0025	0.0020	0.0001	0.0037	1.0040	0.0007	0.0279	0.0055
12	NON-METALLIC MINERALS.....	0.0062	0.0066	0.0003	0.0034	0.0452	0.9361	0.0080	0.0143
13	SERVICES INCIDENTAL TO MINING.....	0.0071	0.0038	0.0003	0.0707	0.0306	0.0044	0.9401	0.0152
14	MEAT PRODUCTS.....	0.2964	0.0066	0.0143	0.0027	0.0097	0.0018	0.0005	0.9919
15	DAIRY PRODUCTS.....	0.3159	0.0093	0.0171	0.0029	0.0101	0.0019	0.0005	1.1874
16	FISH PRODUCTS.....	0.3154	0.0094	0.0171	0.0029	0.0102	0.0020	0.0005	1.1867
17	FRUITS & VEGETABLES PREPARATIONS.....	0.3170	0.0094	0.0172	0.0029	0.0101	0.0019	0.0005	1.1928
18	FEEDS.....	0.3162	0.0094	0.0172	0.0029	0.0101	0.0019	0.0005	1.1898
19	FLOUR, WHEAT, MEAL & OTHER CEREALS.....	0.3180	0.0094	0.0173	0.0029	0.0102	0.0019	0.0005	1.1966
20	BREAKFAST CEREAL & BAKERY PROD.....	0.3163	0.0094	0.0172	0.0029	0.0101	0.0019	0.0005	1.1902
21	SUGAR.....	0.3180	0.0094	0.0173	0.0029	0.0102	0.0019	0.0005	1.1966
22	MISC FOOD PRODUCTS.....	0.3278	0.0092	0.0167	0.0029	0.0103	0.0020	0.0005	1.1597
23	SOFT DRINKS.....	0.3180	0.0094	0.0173	0.0029	0.0102	0.0019	0.0005	1.1966
24	ALCOHOLIC BEVERAGES.....	0.3180	0.0094	0.0173	0.0029	0.0102	0.0019	0.0005	1.1966
25	TOBACCO PROCESSED UNMANUFACTURED.....	0.3131	0.0175	0.0008	0.0018	0.0078	0.0011	0.0004	0.0487
26	CIGARETTES & TOBACCO MFG.....	0.3131	0.0175	0.0008	0.0018	0.0078	0.0011	0.0004	0.0487
27	TUBES & TUBES.....	0.0062	0.0075	0.0003	0.0036	0.0061	0.0032	0.0004	0.0148
28	OTHER RUBBER PRODUCTS.....	0.0064	0.0078	0.0003	0.0044	0.0062	0.0035	0.0004	0.0152
29	PLASTIC FABRICATED PRODUCTS.....	0.0144	0.0229	0.0007	0.0062	0.0070	0.0036	0.0005	0.0422
30	LEATHER & LEATHER PRODUCTS.....	0.0340	0.0081	0.0016	0.0029	0.0049	0.0014	0.0003	0.1079
31	YARNS & MAN MADE FIBRES.....	0.0121	0.0064	0.0003	0.0021	0.0053	0.0014	0.0003	0.0132
32	FABRICS.....	0.0116	0.0063	0.0003	0.0020	0.0049	0.0011	0.0003	0.0123
33	OTHER TEXTILE PRODUCTS.....	0.0121	0.0074	0.0003	0.0028	0.0051	0.0012	0.0003	0.0129
34	HOSIERY & KNITTED WEAR.....	0.0071	0.0057	0.0003	0.0015	0.0039	0.0007	0.0002	0.0092
35	CLOTHING & ACCESSORIES.....	0.0170	0.0044	0.0003	0.0017	0.0030	0.0006	0.0002	0.0103
36	LUMBER & TIMBER.....	0.0269	0.3600	0.0003	0.0030	0.0081	0.0008	0.0005	0.0152
37	VENEER & PLYWOOD.....	0.0269	0.3594	0.0003	0.0031	0.0081	0.0008	0.0005	0.0152
38	OTHER WOOD FABRICATED MATERIALS.....	0.0254	0.3357	0.0003	0.0037	0.0080	0.0010	0.0006	0.0150
39	FURNITURE & FIXTURES.....	0.0067	0.0407	0.0002	0.0140	0.0049	0.0013	0.0006	0.0107
40	PULP.....	0.0157	0.1830	0.0002	0.0032	0.0116	0.0051	0.0006	0.0132
41	NEWSPRINT & OTHER PAPER STOCK.....	0.0157	0.1830	0.0002	0.0032	0.0116	0.0051	0.0006	0.0132
42	PAPER PRODUCTS.....	0.0152	0.1601	0.0003	0.0048	0.0128	0.0047	0.0007	0.0164
43	PRINTING & PUBLISHING.....	0.0061	0.0388	0.0002	0.0022	0.0046	0.0014	0.0003	0.0095
44	ADVERTISING, PRINT MEDIA.....	0.0058	0.0355	0.0002	0.0021	0.0044	0.0013	0.0003	0.0092
45	IRON & STEEL PRODUCTS.....	0.0034	0.0032	0.0001	0.2471	0.0150	0.0047	0.0072	0.0076
46	ALUMINUM PRODUCTS.....	0.0034	0.0033	0.0001	0.2585	0.0155	0.0048	0.0076	0.0075
47	COPPER & COPPER ALLOY PRODUCTS.....	0.0033	0.0032	0.0001	0.2584	0.0155	0.0048	0.0076	0.0075
48	NICKEL PRODUCTS.....	0.0033	0.0031	0.0001	0.2614	0.0157	0.0048	0.0076	0.0075
49	OTHER NON-FERROUS METAL PRODUCTS.....	0.0035	0.0035	0.0001	0.2422	0.0147	0.0046	0.0071	0.0078
50	BOILERS, TANKS & PLATES.....	0.0037	0.0047	0.0002	0.0574	0.0067	0.0021	0.0019	0.0082
51	FABRICATED STRUCTURAL METAL PROD.....	0.0037	0.0049	0.0002	0.0806	0.0077	0.0024	0.0025	0.0082
52	OTHER METAL FABRICATED PRODUCTS.....	0.0039	0.0054	0.0002	0.0612	0.0068	0.0021	0.0020	0.0089
53	AGRICULTURAL MACHINERY.....	0.0033	0.0042	0.0002	0.0301	0.0049	0.0030	0.0013	0.0075
54	OTHER INDUSTRIAL MACHINERY.....	0.0050	0.0070	0.0002	0.0466	0.0096	0.0071	0.0095	0.0129
55	MOTOR VEHICLES.....	0.0033	0.0040	0.0001	0.0204	0.0046	0.0016	0.0008	0.0074
56	MOTOR VEHICLE PARTS.....	0.0035	0.0052	0.0002	0.0239	0.0049	0.0017	0.0009	0.0075
57	OTHER TRANSPORT EQUIPMENT.....	0.0034	0.0043	0.0002	0.0215	0.0049	0.0016	0.0009	0.0075
58	APPLIANCES & RECEIVERS, HOUSEHOLD.....	0.0039	0.0050	0.0002	0.0328	0.0050	0.0018	0.0012	0.0089
59	OTHER ELECTRICAL PRODUCTS.....	0.0038	0.0052	0.0002	0.0313	0.0049	0.0019	0.0012	0.0087
60	CEMENT & CONCRETE PRODUCTS.....	0.0053	0.0081	0.0002	0.0121	0.0162	0.0474	0.0013	0.0112
61	OTHER NON-METALLIC MINERAL PROD.....	0.0054	0.0083	0.0002	0.0125	0.0158	0.0471	0.0013	0.0112
62	GASOLINE & FUEL OIL.....	0.0028	0.0024	0.0001	0.0030	0.2973	0.0014	0.0085	0.0065
63	OTHER PETROLEUM & COAL PROD.....	0.0038	0.0055	0.0002	0.0221	0.2701	0.0025	0.0083	0.0090
64	INDUSTRIAL CHEMICALS.....	0.0146	0.0098	0.0007	0.0103	0.0165	0.0111	0.0010	0.0438
65	FERTILIZERS.....	0.0141	0.0091	0.0007	0.0053	0.0161	0.0112	0.0008	0.0421
66	PHARMACEUTICALS.....	0.0208	0.0091	0.0001	0.0052	0.0160	0.0110	0.0008	0.0673
67	OTHER CHEMICAL PRODUCTS.....	0.0217	0.0101	0.0001	0.0065	0.0160	0.0108	0.0008	0.0708
68	SCIENTIFIC EQUIPMENT.....	0.0059	0.0121	0.0003	0.0287	0.0051	0.0023	0.0011	0.0132
69	OTHER MANUFACTURED PRODUCTS.....	0.0071	0.0170	0.0003	0.0258	0.0059	0.0026	0.0010	0.0158
70	RESIDENTIAL CONSTRUCTION.....	0.0060	0.0243	0.0002	0.0212	0.0087	0.0087	0.0081	0.0090
71	NON-RESIDENTIAL CONSTRUCTION.....	0.0060	0.0243	0.0002	0.0212	0.0087	0.0087	0.0081	0.0090
72	REPAIR CONSTRUCTION.....	0.0060	0.0243	0.0002	0.0212	0.0087	0.0087	0.0081	0.0090
73	PIPELINE TRANSPORTATION.....	0.0040	0.0031	0.0002	0.0029	0.0135	0.0010	0.0009	0.0073
74	TRANSPORTATION & STORAGE.....	0.0042	0.0065	0.0002	0.0029	0.0135	0.0010	0.0009	0.0073
75	RADIO & TELEVISION BROADCASTING.....	0.0022	0.0023	0.0001	0.0019	0.0023	0.0005	0.0004	0.0041
76	TELEPHONE & TELEGRAPH.....	0.0022	0.0023	0.0001	0.0019	0.0023	0.0005	0.0004	0.0041
77	POSTAL SERVICES.....	0.0022	0.0023	0.0001	0.0019	0.0023	0.0005	0.0004	0.0041
78	ELECTRIC POWER.....	0.0014	0.0028	0.0001	0.0043	0.0054	0.0006	0.0007	0.0025
79	OTHER UTILITIES.....	0.0014	0.0035	0.0001	0.0016	0.0052	0.0006	0.0006	0.0025
80	WHOLESALE MARGINS.....	0.0149	0.0079	0.0007	0.0046	0.0065	0.0010	0.0004	0.0449
81	RETAIL MARGINS.....	0.0559	0.0047	0.0003	0.0015	0.0055	0.0005	0.0003	0.0155
82	IMPUTED RENT OWNER OCPD DWEL.....	0.0010	0.0038	--	0.0033	0.0014	0.0013	0.0012	0.0015
83	OTHER FINANCE, INS, REAL ESTATE.....	0.0043	0.0029	0.0002	0.0029	0.0089	0.0008	0.0008	0.0087
84	BUSINESS SERVICES.....	0.0034	0.0022	0.0002	0.0030	0.0028	0.0005	0.0003	0.0072
85	EDUCATION SERVICES.....	0.0040	0.0021	0.0002	0.0022	0.0033	0.0005	0.0003	0.0081
86	HEALTH SERVICES.....	0.0040	0.0021	0.0002	0.0022	0.0033	0.0005	0.0003	0.0081
87	AMUSEMENT & RECREATION SERVICES.....	0.0072	0.0043	0.0003	0.0030	0.0044	0.0007	0.0005	0.0145
88	ACCOMMODATION & FOOD SERVICES.....	0.0030	0.0189	0.0065	0.0036	0.0051	0.0014	0.0004	0.2160
89	OTHER PERSONAL & MISC SERVICES.....	0.0187	0.0065	0.0005	0.0055	0.0052	0.0011	0.0009	0.0119
90	TRANSPORTATION MARGINS.....	0.0041	0.0064	0.0002	0.0028	0.0133	0.0010	0.0009	0.0072
91	OPERATING OFFICE, LAB, & FOOD.....	0.0329	0.0141	0.0014	0.0106	0.0060	0.0021	0.0010	0.0692
92	TRAVEL, ADVERTISING & PROMOTION.....	0.0248	0.0152	0.0016	0.0028	0.0097	0.0010	0.0005	0.0632

TABLE 8. IMPACT (INVERSE) MATRIX (AGGREGATION - M), 1961 - CONTINUED

NO.	COMMODITY AGGREGATION - M	TOBACCO PRODUCTS INDUSTRIES	RUBBER & PLASTIC PROD. IND.	LEATHER INDUSTRIES	TEXTILE INDUSTRIES	KNITTING MILLS	CLOTHING INDUSTRIES	WOOD	FURNITURE, FIXTURE INDUSTRIES
1	GRAINS.....	0.0001	0.0058	0.0002	0.0068	0.0002	0.0004	0.0042	0.0005
2	LIVE ANIMALS.....	0.0001	0.0058	0.0002	0.0068	0.0002	0.0004	0.0042	0.0005
3	OTHER AGRICULTURAL PRODUCTS.....	0.0001	0.0058	0.0002	0.0068	0.0002	0.0004	0.0042	0.0005
4	FORESTRY PRODUCTS.....	--	0.0063	0.0004	0.0052	0.0002	0.0006	0.0092	0.0007
5	FISH LANDINGS.....	--	0.0038	0.0003	0.0311	0.0005	0.0008	0.0127	0.0009
6	HUNTING & TRAPPING PRODUCTS.....	--	0.0038	0.0003	0.0311	0.0005	0.0008	0.0127	0.0009
7	IRON ORES & CONCENTRATES.....	--	0.0032	0.0002	0.0020	0.0001	0.0003	0.0019	0.0003
8	OTHER METAL ORES & CONCENTRATES.....	--	0.0033	0.0002	0.0021	0.0001	0.0003	0.0022	0.0004
9	COAL.....	--	0.0021	0.0001	0.0011	0.0001	0.0002	0.0031	0.0003
10	CRUDE MINERAL OILS.....	--	0.0021	0.0001	0.0011	0.0001	0.0002	0.0031	0.0003
11	NATURAL GAS.....	--	0.0021	0.0001	0.0011	0.0001	0.0002	0.0031	0.0003
12	NON-METALLIC MINERALS.....	--	0.0054	0.0003	0.0075	0.0002	0.0005	0.0047	0.0006
13	SERVICES INCIDENTAL TO MINING.....	0.0001	0.0071	0.0004	0.0033	0.0001	0.0006	0.0029	0.0007
14	MEAT PRODUCTS.....	0.0014	0.0057	0.0003	0.0073	0.0002	0.0010	0.0049	0.0006
15	DAIRY PRODUCTS.....	0.0001	0.0059	0.0003	0.0074	0.0002	0.0005	0.0052	0.0006
16	FISH PRODUCTS.....	0.0001	0.0059	0.0003	0.0074	0.0002	0.0005	0.0052	0.0006
17	FRUITS & VEGETABLES PREPARATIONS.....	0.0001	0.0059	0.0003	0.0074	0.0002	0.0005	0.0052	0.0006
18	FEEDS.....	0.0001	0.0059	0.0003	0.0074	0.0002	0.0005	0.0052	0.0006
19	FLOUR, WHEAT MEAL & OTHER CEREALS.....	0.0001	0.0059	0.0003	0.0074	0.0002	0.0005	0.0052	0.0006
20	BREAKFAST CEREAL & BAKERY PROD.....	0.0001	0.0059	0.0003	0.0074	0.0002	0.0005	0.0052	0.0006
21	SUGAR.....	0.0001	0.0059	0.0003	0.0074	0.0002	0.0005	0.0052	0.0006
22	MISC. FOOD PRODUCTS.....	0.0001	0.0059	0.0003	0.0074	0.0002	0.0005	0.0052	0.0006
23	SOFT DRINKS.....	0.0001	0.0059	0.0003	0.0074	0.0002	0.0005	0.0052	0.0006
24	ALCOHOLIC BEVERAGES.....	0.0001	0.0059	0.0003	0.0074	0.0002	0.0005	0.0052	0.0006
25	TOBACCO PROCESSED UNMANUFACTURED.....	1.2716	0.0060	0.0001	0.0132	0.0003	0.0004	0.0087	0.0007
26	CIGARETTES & TOBACCO MFG.....	1.2716	0.0060	0.0001	0.0132	0.0003	0.0004	0.0087	0.0007
27	TIRES & TUBES.....	--	1.0107	0.0064	0.0641	0.0048	0.0028	0.0042	0.0006
28	OTHER RUBBER PRODUCTS.....	--	0.9652	0.0122	0.0787	0.0048	0.0043	0.0045	0.0007
29	PLASTIC FABRICATED PRODUCTS.....	--	0.7922	0.0105	0.0647	0.0040	0.0024	0.0177	0.0037
30	LEATHER & LEATHER PRODUCTS.....	0.0002	0.0677	1.1823	0.0404	0.0089	0.0071	0.0075	0.0009
31	YARNS & MAN MADE FIBRES.....	--	0.0105	0.0010	1.2263	0.0197	0.0137	0.0032	0.0009
32	FABRICS.....	--	0.0124	0.0011	1.1882	0.0999	0.0153	0.0031	0.0012
33	OTHER TEXTILE PRODUCTS.....	--	0.0286	0.0042	1.1750	0.0167	0.0238	0.0044	0.0116
34	HOSIERY & KNITTED WEAR.....	--	0.0082	0.0033	0.3894	0.9768	0.6852	0.0025	0.0008
35	CLOTHING & ACCESSORIES.....	0.0001	0.0171	0.0079	0.3075	0.0348	0.9897	0.0026	0.0008
36	LUMBER & TIMBER.....	--	0.0055	0.0003	0.0042	0.0002	0.0005	1.1239	0.0034
37	VENEER & PLYWOOD.....	--	0.0055	0.0003	0.0042	0.0002	0.0005	1.1251	0.0027
38	OTHER WOOD FABRICATED MATERIALS.....	--	0.0071	0.0007	0.0072	0.0004	0.0005	1.0413	0.0561
39	FURNITURE & FIXTURES.....	0.0001	0.0371	0.0053	0.0598	0.0042	0.0012	0.1060	0.9325
40	PULP.....	--	0.0070	0.0003	0.0114	0.0003	0.0005	0.0283	0.0018
41	NEWSPRINT & OTHER PAPER STOCK.....	--	0.0070	0.0003	0.0117	0.0003	0.0005	0.0309	0.0018
42	PAPER PRODUCTS.....	--	0.0338	0.0018	0.0196	0.0005	0.0006	0.0289	0.0020
43	PRINTING & PUBLISHING.....	--	0.0056	0.0002	0.0070	0.0004	0.0003	0.0076	0.0006
44	ADVERTISING, PRINT MEDIA.....	--	0.0037	0.0002	0.0068	0.0004	0.0003	0.0071	0.0006
45	IRON & STEEL PRODUCTS.....	--	0.0041	0.0002	0.0021	0.0001	0.0003	0.0041	0.0007
46	ALUMINUM PRODUCTS.....	--	0.0041	0.0002	0.0022	0.0001	0.0003	0.0042	0.0007
47	COPPER & COPPER ALLOY PRODUCTS.....	--	0.0039	0.0002	0.0022	0.0001	0.0003	0.0039	0.0007
48	NICKEL PRODUCTS.....	--	0.0037	0.0002	0.0021	0.0001	0.0003	0.0039	0.0006
49	OTHER NON FERROUS METAL PRODUCTS.....	--	0.0044	0.0003	0.0033	0.0001	0.0003	0.0045	0.0007
50	BOILERS, TANKS & PLATES.....	--	0.0059	0.0003	0.0030	0.0001	0.0003	0.0063	0.0012
51	FABRICATED STRUCTURAL METAL PROD.....	--	0.0055	0.0003	0.0032	0.0001	0.0003	0.0069	0.0050
52	OTHER METAL FABRICATED PRODUCTS.....	--	0.0078	0.0003	0.0046	0.0002	0.0004	0.0081	0.0035
53	AGRICULTURAL MACHINERY.....	--	0.0100	0.0003	0.0030	0.0001	0.0003	0.0071	0.0011
54	OTHER INDUSTRIAL MACHINERY.....	0.0002	0.0136	0.0004	0.0092	0.0003	0.0007	0.0091	0.0030
55	MOTOR VEHICLES.....	--	0.0235	0.0005	0.0157	0.0006	0.0006	0.0053	0.0016
56	MOTOR VEHICLE PARTS.....	--	0.0264	0.0006	0.0153	0.0006	0.0006	0.0056	0.0016
57	OTHER TRANSPORT EQUIPMENT.....	--	0.0273	0.0006	0.0153	0.0006	0.0006	0.0064	0.0020
58	APPLIANCES & RECEIVERS, HOUSEHOLD.....	--	0.0205	0.0005	0.0059	0.0003	0.0004	0.0054	0.0046
59	OTHER ELECTRICAL PRODUCTS.....	--	0.0170	0.0005	0.0062	0.0003	0.0004	0.0060	0.0140
60	CEMENT & CONCRETE PRODUCTS.....	--	0.0067	0.0004	0.0064	0.0003	0.0005	0.0051	0.0007
61	OTHER NON-METALLIC MINERAL PROD.....	--	0.0153	0.0005	0.0155	0.0004	0.0006	0.0053	0.0015
62	GASOLINE & FUEL OIL.....	--	0.0030	0.0002	0.0016	0.0001	0.0002	0.0033	0.0004
63	OTHER PETROLEUM & COAL PROD.....	--	0.0036	0.0002	0.0022	0.0001	0.0002	0.0048	0.0004
64	INDUSTRIAL CHEMICALS.....	0.0001	0.0151	0.0005	0.0121	0.0003	0.0005	0.0047	0.0006
65	FERTILIZERS.....	0.0001	0.0098	0.0004	0.0074	0.0002	0.0004	0.0046	0.0006
66	PHARMACEUTICALS.....	0.0001	0.0097	0.0004	0.0074	0.0002	0.0004	0.0046	0.0006
67	OTHER CHEMICAL PRODUCTS.....	0.0001	0.0161	0.0004	0.0125	0.0003	0.0005	0.0073	0.0006
68	SCIENTIFIC EQUIPMENT.....	--	0.0192	0.0033	0.0210	0.0009	0.0010	0.0220	0.0018
69	OTHER MANUFACTURED PRODUCTS.....	--	0.0087	0.0071	0.0373	0.0013	0.0038	0.0273	0.0104
70	RESIDENTIAL CONSTRUCTION.....	0.0001	0.0103	0.0004	0.0057	0.0002	0.0005	0.0614	0.0041
71	NON-RESIDENTIAL CONSTRUCTION.....	0.0001	0.0103	0.0004	0.0057	0.0002	0.0005	0.0614	0.0041
72	REPAIR CONSTRUCTION.....	0.0001	0.0103	0.0004	0.0057	0.0002	0.0005	0.0614	0.0041
73	PIPELINE TRANSPORTATION.....	--	0.0095	0.0003	0.0034	0.0001	0.0004	0.0046	0.0006
74	TRANSPORTATION & STORAGE.....	--	0.0095	0.0003	0.0034	0.0001	0.0004	0.0046	0.0006
75	RADIO & TELEVISION BROADCASTING.....	--	0.0025	0.0002	0.0020	0.0001	0.0002	0.0030	0.0005
76	TELEPHONE & TELEGRAPH.....	--	0.0025	0.0002	0.0020	0.0001	0.0002	0.0030	0.0005
77	POSTAL SERVICES.....	--	0.0025	0.0002	0.0020	0.0001	0.0002	0.0030	0.0005
78	ELECTRIC POWER.....	--	0.0014	0.0001	0.0008	--	0.0001	0.0040	0.0003
79	OTHER UTILITIES.....	--	0.0014	0.0001	0.0008	--	0.0001	0.0040	0.0003
80	WHOLESALE MARGINS.....	0.0009	0.0087	0.0014	0.0097	0.0004	0.0004	0.0103	0.0019
81	RETAIL MARGINS.....	--	0.0042	0.0002	0.0035	0.0002	0.0004	0.0033	0.0004
82	IMPUTED RENT OWNER OCCUP. DWEL.....	--	0.0016	0.0001	0.0009	--	0.0001	0.0095	0.0006
83	OTHER FINANCIALS, REAL ESTATE.....	--	0.0026	0.0002	0.0017	0.0001	0.0004	0.0042	0.0006
84	BUSINESS SERVICES.....	--	0.0032	0.0002	0.0020	0.0001	0.0005	0.0017	0.0005
85	EDUCATION SERVICES.....	--	0.0039	0.0003	0.0069	0.0002	0.0005	0.0017	0.0005
86	HEALTH SERVICES.....	--	0.0039	0.0003	0.0069	0.0002	0.0005	0.0017	0.0005
87	AMUSEMENT & RECREATION SERVICES.....	--	0.0061	0.0016	0.0046	0.0002	0.0006	0.0045	0.0009
88	ACCOMMODATION & FOOD SERVICES.....	0.0003	0.0046	0.0004	0.0117	0.0003	0.0016	0.0036	0.0009
89	OTHER PERSONAL & MISC. SERVICES.....	--	0.0057	0.0012	0.0078	0.0005	0.0014	0.0113	0.0068
90	TRANSPORTATION MARGINS.....	--	0.0093	0.0003	0.0034	0.0001	0.0004	0.0045	0.0006
91	OPERATING, OFFICE, LAB. & FOOD.....	0.0001	0.0358	0.0022	0.0146	0.0006	0.0033	0.0073	0.0022
92	TRAVEL, ADVERTISING & PROMOTION.....	0.0001	0.0064	0.0004	0.0060	0.0002	0.0007	0.0045	0.0008

TABLE 8. IMPACT (INVERSE) MATRIX (AGGREGATION - M), 1961 - CONTINUED

NO.	COMMODITY AGGREGATION - M	PAPER & ALLIED INDUSTRIES	PRINTING & PUBLISHING	PRIMARY METAL INDUSTRIES	METAL FABRICATING INDUSTRIES	MACHINERY INDUSTRIES	TRANS. EQUIPMENT INDUSTRIES	ELECTRICAL PRODUCTS INDUSTRIES	NON-METAL. MINERAL PROD. IND.
1	GRAINS.....	0.0125	0.0097	0.0086	0.0131	0.0069	0.0047	0.0053	0.0035
2	LIVE ANIMALS.....	0.0124	0.0097	0.0086	0.0131	0.0069	0.0047	0.0053	0.0035
3	OTHER AGRICULTURAL PRODUCTS.....	0.0125	0.0097	0.0086	0.0131	0.0069	0.0047	0.0053	0.0035
4	FORESTRY PRODUCTS.....	0.0132	0.0165	0.0122	0.0214	0.0093	0.0091	0.0096	0.0041
5	FISH LANDINGS.....	0.0056	0.0052	0.0110	0.0118	0.0077	0.0390	0.0214	0.0030
6	HUNTING & TRAPPING PRODUCTS.....	0.0056	0.0052	0.0110	0.0118	0.0077	0.0390	0.0214	0.0030
7	IRON ORES & CONCENTRATES.....	0.0076	0.0087	0.0503	0.0112	0.0095	0.0049	0.0052	0.0040
8	OTHER METAL ORES & CONCENTRATES.....	0.0077	0.0087	0.1518	0.0120	0.0094	0.0051	0.0054	0.0046
9	COAL.....	0.0057	0.0094	0.0067	0.0081	0.0069	0.0032	0.0041	0.0024
10	CRUDE MINERAL OILS.....	0.0057	0.0094	0.0067	0.0081	0.0069	0.0032	0.0041	0.0024
11	NATURAL GAS.....	0.0057	0.0094	0.0067	0.0081	0.0069	0.0032	0.0041	0.0024
12	NON-METALLIC MINERALS.....	0.0320	0.0144	0.0108	0.0130	0.0093	0.0058	0.0071	0.0038
13	SERVICES INCIDENTAL TO MINING.....	0.0163	0.0242	0.0277	0.0208	0.0223	0.0097	0.0181	0.0035
14	MEAT PRODUCTS.....	0.0427	0.0220	0.0110	0.0231	0.0056	0.0059	0.0062	0.0077
15	DAIRY PRODUCTS.....	0.0468	0.0229	0.0118	0.0256	0.0058	0.0063	0.0064	0.0087
16	FISH PRODUCTS.....	0.0469	0.0229	0.0119	0.0257	0.0058	0.0063	0.0064	0.0088
17	FRUITS & VEGETABLES PREPARATIONS.....	0.0469	0.0229	0.0119	0.0257	0.0058	0.0063	0.0064	0.0088
18	FEEDS.....	0.0468	0.0229	0.0118	0.0256	0.0058	0.0063	0.0064	0.0088
19	FLOUR, WHEAT, MEAL & OTHER CEREALS.....	0.0470	0.0229	0.0119	0.0257	0.0058	0.0063	0.0064	0.0088
20	BREAKFAST CEREAL & BAKERY PROD.....	0.0468	0.0229	0.0118	0.0256	0.0058	0.0063	0.0064	0.0087
21	SUGAR.....	0.0470	0.0229	0.0119	0.0257	0.0058	0.0063	0.0064	0.0088
22	MISC. FOOD PRODUCTS.....	0.0461	0.0226	0.0118	0.0253	0.0058	0.0062	0.0064	0.0086
23	SOFT DRINKS.....	0.0470	0.0229	0.0119	0.0257	0.0058	0.0063	0.0064	0.0088
24	ALCOHOLIC BEVERAGES.....	0.0470	0.0229	0.0119	0.0257	0.0058	0.0063	0.0064	0.0088
25	TOBACCO PROCESSED UNMANUFACTURED.....	0.0926	0.0315	0.0072	0.0122	0.0047	0.0041	0.0043	0.0027
26	CIGARETTES & TOBACCO MFG.....	0.0926	0.0315	0.0072	0.0122	0.0047	0.0041	0.0043	0.0027
27	TIRES & TUBES.....	0.0382	0.0235	0.0149	0.0174	0.0045	0.0055	0.0053	0.0046
28	OTHER RUBBER PRODUCTS.....	0.0395	0.0231	0.0176	0.0232	0.0046	0.0155	0.0070	0.0129
29	PLASTIC FABRICATED PRODUCTS.....	0.1115	0.0229	0.0241	0.0350	0.0058	0.0091	0.0128	0.0060
30	LEATHER & LEATHER PRODUCTS.....	0.0352	0.0216	0.0113	0.0200	0.0065	0.0065	0.0067	0.0039
31	YARNS & MAN MADE FIBRES.....	0.0334	0.0163	0.0082	0.0104	0.0040	0.0047	0.0052	0.0039
32	FABRICS.....	0.0331	0.0166	0.0077	0.0098	0.0040	0.0046	0.0051	0.0036
33	OTHER TEXTILE PRODUCTS.....	0.0378	0.0163	0.0113	0.0132	0.0041	0.0047	0.0053	0.0038
34	HOSIERY & KNITTED WEAR.....	0.0310	0.0157	0.0057	0.0074	0.0035	0.0037	0.0040	0.0023
35	CLOTHING & ACCESSORIES.....	0.0220	0.0155	0.0060	0.0074	0.0033	0.0042	0.0042	0.0022
36	LUMBER & TIMBER.....	0.0139	0.0141	0.0124	0.0206	0.0066	0.0071	0.0076	0.0062
37	VENEER & PLYWOOD.....	0.0139	0.0141	0.0124	0.0206	0.0066	0.0070	0.0076	0.0062
38	OTHER WOOD FABRICATED MATERIALS.....	0.0323	0.0144	0.0151	0.0251	0.0067	0.0070	0.0085	0.0082
39	FURNITURE & FIXTURES.....	0.0319	0.0160	0.0610	0.0853	0.0111	0.0096	0.0246	0.0095
40	PULP.....	1.1469	0.0152	0.0128	0.0159	0.0049	0.0053	0.0057	0.0063
41	NEWSPRINT & OTHER PAPER STOCK.....	1.1411	0.0165	0.0131	0.0159	0.0049	0.0053	0.0057	0.0068
42	PAPER PRODUCTS.....	0.9936	0.0520	0.0176	0.0253	0.0050	0.0054	0.0062	0.0080
43	PRINTING & PUBLISHING.....	0.2383	1.0462	0.0091	0.0085	0.0047	0.0047	0.0043	0.0027
44	ADVERTISING, PRINT MEDIA.....	0.2173	1.0786	0.0085	0.0078	0.0039	0.0038	0.0042	0.0025
45	IRON & STEEL PRODUCTS.....	0.0102	0.0101	1.1146	0.0041	0.0123	0.0199	0.0086	0.0115
46	ALUMINUM PRODUCTS.....	0.0100	0.0099	1.1660	0.0296	0.0076	0.0070	0.0184	0.0107
47	COPPER & COPPER ALLOY PRODUCTS.....	0.0100	0.0099	1.1655	0.0282	0.0077	0.0075	0.0214	0.0107
48	NICKEL PRODUCTS.....	0.0098	0.0098	1.1790	0.0281	0.0076	0.0065	0.0070	0.0107
49	OTHER NON-FERROUS METAL PRODUCTS.....	0.0112	0.0105	1.0739	0.0768	0.0161	0.0166	0.0254	0.0109
50	BOILERS, TANKS & PLATES.....	0.0159	0.0144	0.2580	1.0269	0.0709	0.0251	0.0459	0.0079
51	FABRICATED STRUCTURAL METAL PROD.....	0.0156	0.0139	0.3625	0.9642	0.0244	0.0265	0.0206	0.0115
52	OTHER METAL FABRICATED PRODUCTS.....	0.0166	0.0145	0.2747	0.9662	0.0384	0.0427	0.0798	0.0090
53	AGRICULTURAL MACHINERY.....	0.0112	0.0158	0.1337	0.1013	0.9761	0.0306	0.0563	0.0048
54	OTHER INDUSTRIAL MACHINERY.....	0.0249	0.0171	0.1672	0.2006	0.7393	0.0639	0.0611	0.0082
55	MOTOR VEHICLES.....	0.0131	0.0132	0.0905	0.0592	0.0104	1.1673	0.0265	0.0156
56	MOTOR VEHICLE PARTS.....	0.0209	0.0133	0.1062	0.0967	0.0102	1.0944	0.0325	0.0156
57	OTHER TRANSPORT EQUIPMENT.....	0.0133	0.0133	0.0951	0.0794	0.0249	1.0909	0.0265	0.0150
58	APPLIANCES & RECEIVERS, HOUSEHOLD.....	0.0199	0.0175	0.1453	0.0743	0.0264	0.0234	1.0680	0.0107
59	OTHER ELECTRICAL PRODUCTS.....	0.0196	0.0174	0.1381	0.0569	0.0459	0.0327	0.0823	0.0127
60	CEMENT & CONCRETE PRODUCTS.....	0.0378	0.0172	0.0188	0.0190	0.0064	0.0063	0.0086	1.1090
61	OTHER NON-METALLIC MINERAL PROD.....	0.0388	0.0173	0.0218	0.0286	0.0064	0.0092	0.0102	1.0663
62	GASOLINE & FUEL OIL.....	0.0079	0.0105	0.0094	0.0133	0.0042	0.0039	0.0045	0.0034
63	OTHER PETROLEUM & COAL PROD.....	0.0247	0.0121	0.0959	0.0143	0.0046	0.0045	0.0048	0.0047
64	INDUSTRIAL CHEMICALS.....	0.0509	0.0315	0.0432	0.0236	0.0054	0.0059	0.0064	0.0125
65	FERTILIZERS.....	0.0462	0.0323	0.0204	0.0237	0.0054	0.0059	0.0064	0.0120
66	PHARMACEUTICALS.....	0.0462	0.0321	0.0203	0.0237	0.0054	0.0059	0.0064	0.0119
67	OTHER CHEMICAL PRODUCTS.....	0.0470	0.0314	0.0256	0.0299	0.0055	0.0123	0.0099	0.0187
68	SCIENTIFIC EQUIPMENT.....	0.0310	0.0223	0.0182	0.0492	0.0218	0.0570	0.1219	0.0161
69	OTHER MANUFACTURED PRODUCTS.....	0.0522	0.0249	0.0714	0.0609	0.0067	0.0180	0.0280	0.0186
70	RESIDENTIAL CONSTRUCTION.....	0.0220	0.0113	0.0898	0.1016	0.0149	0.0112	0.0384	0.0658
71	NON-RESIDENTIAL CONSTRUCTION.....	0.0220	0.0113	0.0898	0.1016	0.0149	0.0112	0.0384	0.0658
72	REPAIR CONSTRUCTION.....	0.0220	0.0113	0.0898	0.1016	0.0149	0.0112	0.0384	0.0658
73	PIPELINE TRANSPORTATION.....	0.0083	0.0110	0.0120	0.0134	0.0046	0.0172	0.0077	0.0050
74	TRANSPORTATION & STORAGE.....	0.0084	0.0110	0.0120	0.0134	0.0046	0.0172	0.0077	0.0050
75	RADIO & TELEVISION BROADCASTING.....	0.0066	0.0145	0.0080	0.0084	0.0035	0.0035	0.0205	0.0032
76	TELEPHONE & TELEGRAPH.....	0.0066	0.0145	0.0080	0.0084	0.0035	0.0035	0.0205	0.0032
77	POSTAL SERVICES.....	0.0066	0.0145	0.0080	0.0084	0.0035	0.0035	0.0205	0.0032
78	ELECTRIC POWER.....	0.0070	0.0049	0.0160	0.0077	0.0022	0.0017	0.0038	0.0041
79	OTHER UTILITIES.....	0.0137	0.0049	0.0064	0.0076	0.0021	0.0016	0.0034	0.0041
80	WHOLESALE MARGINS.....	0.0258	0.0324	0.0187	0.0258	0.0166	0.0355	0.0238	0.0076
81	RETAIL MARGINS.....	0.0224	0.0181	0.0059	0.0097	0.0042	0.0036	0.0048	0.0021
82	IMPUTED RENT OWNER OCC. DWEL.....	0.0035	0.0019	0.0139	0.0157	0.0023	0.0017	0.0060	0.0102
83	OTHER FINANCE INS., REAL ESTATE.....	0.0086	0.0172	0.0086	0.0102	0.0053	0.0032	0.0054	0.0042
84	BUSINESS SERVICES.....	0.0101	0.0211	0.0126	0.0109	0.0677	0.0159	0.0079	0.0015
85	EDUCATION SERVICES.....	0.0094	0.0148	0.0062	0.0089	0.0051	0.0045	0.0071	0.0018
86	HEALTH SERVICES.....	0.0094	0.0148	0.0062	0.0089	0.0051	0.0045	0.0071	0.0018
87	AMUSEMENT & RECREATION SERVICES.....	0.0163	0.0351	0.0107	0.0165	0.0075	0.0065	0.0092	0.0034
88	ACCOMMODATION & FOOD SERVICES.....	0.0292	0.0152	0.0080	0.0122	0.0047	0.0050	0.0057	0.0050
89	OTHER PERSONAL & MISC. SERVICES.....	0.0172	0.0185	0.0171	0.0299	0.0147	0.0107	0.0278	0.0042
90	TRANSPORTATION MARGINS.....	0.0082	0.0108	0.0117	0.0132	0.0045	0.0168	0.0076	0.0049
91	OPERATING, OFFICE, LAB. & FOOD.....	0.0748	0.0872	0.0427	0.0809	0.0437	0.0369	0.0487	0.0090
92	TRAVEL, ADVERTISING & PROMOTION.....	0.0684	0.2853	0.0095	0.0107	0.0093	0.0113	0.0076	0.0034

TABLE 8. IMPACT (INVERSE) MATRIX (AGGREGATION - M). 1961 - CONTINUED

NO.	COMMODITY AGGREGATION - M	PETROLEUM & COAL PROD. IND.	CHEMICAL & CHEMICAL PROD. IND.	MISC. MANUFACTURING	CONSTR. INDUSTRY	TRANS. & STORAGE	COMMUNICATION	ELEC. POWER GAS. OTHER UTILITIES	WHOLESALE TRADE
1	GRAINS	0.0552	0.0439	0.0031	0.0254	0.0435	0.0101	0.0134	0.0399
2	LIVE ANIMALS	0.0552	0.0439	0.0031	0.0254	0.0434	0.0101	0.0134	0.0399
3	OTHER AGRICULTURAL PRODUCTS	0.0551	0.0438	0.0031	0.0254	0.0435	0.0101	0.0134	0.0398
4	FORESTRY PRODUCTS	0.0325	0.0171	0.0047	0.0377	0.1255	0.0118	0.0075	0.0333
5	FISH LANDINGS	0.0392	0.0104	0.0072	0.0099	0.0370	0.0065	0.0036	0.0264
6	HUNTING & TRAPPING PRODUCTS	0.0392	0.0104	0.0072	0.0099	0.0370	0.0065	0.0036	0.0264
7	IRON ORES & CONCENTRATES	0.0110	0.0351	0.0027	0.0170	0.0261	0.0060	0.0234	0.0216
8	OTHER METAL ORES & CONCENTRATES	0.0117	0.0288	0.0062	0.0173	0.0286	0.0062	0.0239	0.0237
9	COAL	0.0079	0.0091	0.0019	0.0270	0.0164	0.0121	0.0211	0.0125
10	CRUDE MINERAL OILS	0.0079	0.0091	0.0019	0.0270	0.0164	0.0121	0.0211	0.0125
11	NATURAL GAS	0.0082	0.0091	0.0019	0.0271	0.0164	0.0121	0.0211	0.0125
12	NON-METALLIC MINERALS	0.0319	0.0386	0.0050	0.0171	0.0413	0.0093	0.0275	0.0321
13	SERVICES INCIDENTAL TO MINING	0.0315	0.0271	0.0058	0.0183	0.0726	0.0166	0.0166	0.0438
14	MEAT PRODUCTS	0.0270	0.0408	0.0050	0.0174	0.0674	0.0170	0.0142	0.0407
15	DAIRY PRODUCTS	0.0286	0.0322	0.0052	0.0173	0.0742	0.0146	0.0134	0.0461
16	FISH PRODUCTS	0.0287	0.0400	0.0053	0.0174	0.0742	0.0146	0.0133	0.0473
17	FRUITS & VEGETABLES PREPARATIONS	0.0287	0.0328	0.0052	0.0173	0.0742	0.0146	0.0133	0.0501
18	FEEDS	0.0286	0.0322	0.0052	0.0173	0.0742	0.0146	0.0133	0.0498
19	FLOUR, WHEAT MEAL & OTHER CEREALS	0.0287	0.0323	0.0052	0.0174	0.0743	0.0145	0.0133	0.0446
20	BREAKFAST CEREAL & BAKERY PROD.	0.0286	0.0322	0.0052	0.0173	0.0742	0.0146	0.0133	0.0498
21	SUGAR	0.0287	0.0323	0.0052	0.0174	0.0743	0.0145	0.0133	0.0446
22	MISC. FOOD PRODUCTS	0.0291	0.0400	0.0052	0.0175	0.0733	0.0146	0.0135	0.0442
23	SOFT DRINKS	0.0287	0.0323	0.0052	0.0174	0.0743	0.0145	0.0133	0.0446
24	ALCOHOLIC BEVERAGES	0.0287	0.0323	0.0052	0.0174	0.0743	0.0145	0.0133	0.0446
25	TOBACCO PROCESSED UNMANUFACTURED	0.0226	0.0204	0.0067	0.0178	0.0492	0.0141	0.0106	0.0288
26	CIGARETTES & TOBACCO MFG.	0.0226	0.0204	0.0067	0.0178	0.0492	0.0141	0.0106	0.0288
27	TIRES & TUBES	0.0127	0.1651	0.0066	0.0119	0.0551	0.0170	0.0160	0.0524
28	OTHER RUBBER PRODUCTS	0.0127	0.1615	0.0185	0.0120	0.0548	0.0167	0.0161	0.0476
29	PLASTIC FABRICATED PRODUCTS	0.0146	0.1897	0.0484	0.0130	0.0579	0.0165	0.0178	0.0405
30	LEATHER & LEATHER PRODUCTS	0.0109	0.0506	0.0141	0.0111	0.0504	0.0166	0.0108	0.0628
31	YARNS & MAN MADE FIBRES	0.0115	0.0936	0.0094	0.0124	0.0464	0.0122	0.0149	0.0420
32	FABRICS	0.0107	0.0614	0.0093	0.0121	0.0451	0.0121	0.0143	0.0422
33	OTHER TEXTILE PRODUCTS	0.0111	0.0677	0.0136	0.0123	0.0462	0.0125	0.0146	0.0532
34	HOSIERY & KNITTED WEAR	0.0081	0.0402	0.0089	0.0100	0.0371	0.0133	0.0106	0.0329
35	CLOTHING & ACCESSORIES	0.0071	0.0255	0.0205	0.0080	0.0323	0.0129	0.0081	0.0519
36	LUMBER & TIMBER	0.0235	0.0244	0.0040	0.0250	0.0911	0.0129	0.0154	0.0436
37	VENUEER & PLYWOOD	0.0235	0.0245	0.0055	0.0250	0.0911	0.0129	0.0157	0.0472
38	OTHER WOOD FABRICATED MATERIALS	0.0228	0.0285	0.0058	0.0241	0.0885	0.0131	0.0157	0.0472
39	FURNITURE & FIXTURES	0.0107	0.0353	0.0236	0.0124	0.0512	0.0153	0.0127	0.0610
40	PULP	0.0220	0.0390	0.0042	0.0197	0.0859	0.0114	0.0383	0.0300
41	NEWSPRINT & OTHER PAPER STOCK	0.0220	0.0392	0.0052	0.0196	0.0858	0.0115	0.0381	0.0297
42	PAPER PRODUCTS	0.0217	0.0435	0.0541	0.0188	0.0813	0.0128	0.0348	0.0364
43	PRINTING & PUBLISHING	0.0102	0.0281	0.0045	0.0122	0.0505	0.0309	0.0143	0.0244
44	ADVERTISING, PRINT MEDIA	0.0098	0.0254	0.0044	0.0120	0.0496	0.0314	0.0136	0.0232
45	IRON & STEEL PRODUCTS	0.0201	0.0222	0.0046	0.0193	0.0552	0.0090	0.0285	0.0445
46	ALUMINUM PRODUCTS	0.0206	0.0221	0.0044	0.0196	0.0556	0.0088	0.0292	0.0447
47	COPPER & COPPER ALLOY PRODUCTS	0.0206	0.0220	0.0046	0.0196	0.0556	0.0088	0.0292	0.0447
48	NICKEL PRODUCTS	0.0208	0.0223	0.0045	0.0197	0.0558	0.0086	0.0295	0.0448
49	OTHER NON-FERROUS METAL PRODUCTS	0.0198	0.0267	0.0261	0.0190	0.0548	0.0095	0.0279	0.0442
50	BOILERS, TANKS & PLATES	0.0115	0.0216	0.0050	0.0130	0.0483	0.0153	0.0156	0.0407
51	FABRICATED STRUCTURAL METAL PROD.	0.0127	0.0218	0.0078	0.0138	0.0497	0.0143	0.0173	0.0420
52	OTHER METAL FABRICATED PRODUCTS	0.0147	0.0230	0.0081	0.0132	0.0488	0.0153	0.0159	0.0446
53	AGRICULTURAL MACHINERY	0.0089	0.0159	0.0050	0.0108	0.0395	0.0175	0.0108	0.0398
54	OTHER INDUSTRIAL MACHINERY	0.0108	0.0224	0.0134	0.0126	0.0423	0.0166	0.0126	0.0396
55	MOTOR VEHICLES	0.0088	0.0193	0.0100	0.0130	0.0435	0.0125	0.0106	0.0367
56	MOTOR VEHICLE PARTS	0.0092	0.0203	0.0107	0.0131	0.0441	0.0126	0.0112	0.0369
57	OTHER TRANSPORT EQUIPMENT	0.0096	0.0201	0.0141	0.0138	0.0433	0.0128	0.0117	0.0376
58	APPLIANCES & RECEIVERS, HOUSEHOLD	0.0093	0.0220	0.0123	0.0115	0.0446	0.0119	0.0121	0.0372
59	OTHER ELECTRICAL PRODUCTS	0.0092	0.0301	0.0218	0.0128	0.0457	0.0048	0.0136	0.0384
60	CEMENT & CONCRETE PRODUCTS	0.0243	0.0317	0.0071	0.0172	0.0727	0.0138	0.0130	0.0419
61	OTHER NON-METALLIC MINERAL PROD.	0.0239	0.0346	0.0073	0.0171	0.0720	0.0139	0.0146	0.0419
62	GASOLINE & FUEL OIL	0.1040	0.0344	0.0039	0.0355	0.0861	0.0090	0.0161	0.0446
63	OTHER PETROLEUM & COAL PROD.	0.0693	0.1293	0.0041	0.0331	0.0772	0.0100	0.0494	0.0189
64	INDUSTRIAL CHEMICALS	0.0354	1.1126	0.0104	0.0184	0.0701	0.0195	0.0283	0.0480
65	FERTILIZERS	0.0342	1.1570	0.0082	0.0184	0.0705	0.0199	0.0284	0.0409
66	PHARMACEUTICALS	0.0341	1.1336	0.0082	0.0184	0.0706	0.0197	0.0276	0.0401
67	OTHER CHEMICAL PRODUCTS	0.0346	1.0807	0.0137	0.0182	0.0700	0.0195	0.0276	0.0401
68	SCIENTIFIC EQUIPMENT	0.0107	0.0519	0.0584	0.0122	0.0468	0.0190	0.0117	0.0438
69	OTHER MANUFACTURED PRODUCTS	0.0130	0.0731	0.0301	0.0125	0.0494	0.0188	0.0128	0.0689
70	RESIDENTIAL CONSTRUCTION	0.0221	0.0235	0.0100	1.0107	0.0620	0.0119	0.0095	0.0647
71	NON-RESIDENTIAL CONSTRUCTION	0.0221	0.0235	0.0100	1.0107	0.0620	0.0119	0.0095	0.0647
72	REPAIR CONSTRUCTION	0.0221	0.0235	0.0100	1.0107	0.0620	0.0119	0.0095	0.0647
73	PIPELINE TRANSPORTATION	0.0415	0.0105	0.0034	0.0574	1.0943	0.0184	0.0081	0.0307
74	TRANSPORTATION & STORAGE	0.0413	0.0105	0.0034	0.0572	1.0884	0.0184	0.0081	0.0307
75	RADIO & TELEVISION BROADCASTING	0.0062	0.0053	0.0027	0.0400	0.0729	1.0324	0.0047	0.0116
76	TELEPHONE & TELEGRAPH	0.0062	0.0053	0.0027	0.0400	0.0729	1.0324	0.0047	0.0116
77	POSTAL SERVICES	0.0062	0.0053	0.0027	0.0400	0.0729	1.0324	0.0047	0.0116
78	ELECTRIC POWER	0.0071	0.0036	0.0013	0.0584	0.0141	0.0069	1.0001	0.0093
79	OTHER UTILITIES	0.0069	0.0047	0.0013	0.0585	0.0111	0.0069	1.0057	0.0091
80	WHOLESALE MARGINS	0.0178	0.0328	0.0159	0.0121	0.0637	0.0297	0.0106	0.8739
81	RETAIL MARGINS	0.0119	0.0098	0.0038	0.0165	0.0315	0.0321	0.0201	0.0180
82	IMPUED RENT OWNER OCCUP. DWEL.	0.0035	0.0067	0.0016	0.1557	0.0097	0.0021	0.0015	0.0101
83	OTHER FINANCE, INS. REAL ESTATE	0.0099	0.0067	0.0027	0.0525	0.0184	0.0245	0.0071	0.0156
84	BUSINESS SERVICES	0.0074	0.0118	0.0031	0.1072	0.0231	0.0639	0.0045	0.0139
85	EDUCATION SERVICES	0.0080	0.0249	0.0135	0.0081	0.0196	0.0500	0.0058	0.0207
86	HEALTH SERVICES	0.0080	0.0249	0.0135	0.0081	0.0196	0.0500	0.0058	0.0207
87	AMUSEMENT & RECREATION SERVICES	0.0101	0.0134	0.0217	0.0259	0.0361	0.0282	0.0228	0.0268
88	ACCOMMODATION & FOOD SERVICES	0.0139	0.0160	0.0048	0.0161	0.0442	0.0149	0.0117	0.0330
89	OTHER PERSONAL & MISC. SERVICES	0.0130	0.0290	0.0125	0.0293	0.0512	0.0246	0.0176	0.1215
90	TRANSPORTATION MARGINS	0.0405	0.0103	0.0033	0.0561	1.0674	0.0180	0.0080	0.0301
91	OPERATING OFFICE, LAB. & FOOD	0.0137	0.0782	0.0263	0.0134	0.0682	0.0172	0.0120	0.1190
92	TRAVEL, ADVERTISING & PROMOTION	0.0295	0.0168	0.0140	0.0194	1.1830	0.0842	0.0094	0.0364

TABLE 8. IMPACT (INVERSE) MATRIX (AGGREGATION - MI, 1961 - CONTINUED)

COMMODITY AGGREGATION - M	RETAIL TRADE	OWNER OCCUPIED DWELLINGS	FINANCE, INS. & REAL ESTATE	EDUCATION & HEALTH SERVICES	AMUSEMENT/ RECREATION SERVICES	SERVICE TO BUSINESS MANAGEMENT	ACCOMMODATION/FOOD SERVICES	PERSONAL & MISC. SERVICES
NO.								
1 GRAINS.....	0.0159	--	0.0548	--	0.0005	0.0083	0.0036	0.0048
2 LIVE ANIMALS.....	0.0159	--	0.0548	--	0.0005	0.0083	0.0036	0.0048
3 OTHER AGRICULTURAL PRODUCTS.....	0.0176	--	0.0548	--	0.0005	0.0083	0.0036	0.0048
4 FORESTRY PRODUCTS.....	0.0228	--	0.0967	--	0.0006	0.0160	0.0048	0.0165
5 FISH LANDINGS.....	0.0118	--	0.0250	--	0.0003	0.0065	0.0019	0.0054
6 HUNTING & TRAPPING PRODUCTS.....	0.0118	--	0.0250	--	0.0003	0.0065	0.0019	0.0054
7 IRON ORES & CONCENTRATES.....	0.0090	--	0.0296	--	0.0003	0.0147	0.0025	0.0051
8 OTHER METAL ORES & CONCENTRATES.....	0.0090	--	0.0294	--	0.0003	0.0145	0.0025	0.0051
9 COAL.....	0.0080	--	0.0030	--	0.0008	0.0369	0.0048	0.0042
10 CRUDE MINERAL OILS.....	0.0080	--	0.0030	--	0.0008	0.0369	0.0048	0.0042
11 NATURAL GAS.....	0.0080	--	0.0030	--	0.0008	0.0369	0.0048	0.0042
12 NON-METALLIC MINERALS.....	0.0179	--	0.0389	--	0.0005	0.0185	0.0039	0.0116
13 SERVICES INCIDENTAL TO MINING.....	0.0221	--	0.0450	--	0.0009	0.0195	0.0083	0.0114
14 MEAT PRODUCTS.....	0.1605	--	0.0459	--	0.0010	0.0162	0.0109	0.0061
15 DAIRY PRODUCTS.....	0.0223	--	0.0394	--	0.0009	0.0167	0.0115	0.0061
16 FISH PRODUCTS.....	0.0223	--	0.0392	--	0.0009	0.0167	0.0115	0.0061
17 FRUITS & VEGETABLES PREPARATIONS.....	0.0223	--	0.0392	--	0.0009	0.0167	0.0115	0.0061
18 FEEDS.....	0.0223	--	0.0393	--	0.0009	0.0167	0.0115	0.0061
19 FLOUR, WHEAT MEAL & OTHER CEREALS.....	0.0224	--	0.0392	--	0.0009	0.0167	0.0115	0.0061
20 BREAKFAST CEREAL & BAKERY PROD.....	0.0223	--	0.0393	--	0.0009	0.0167	0.0115	0.0061
21 SUGAR.....	0.0224	--	0.0392	--	0.0009	0.0167	0.0115	0.0061
22 MISC. FOOD PRODUCTS.....	0.0299	--	0.0398	--	0.0009	0.0166	0.0113	0.0061
23 SOFT DRINKS.....	0.0224	--	0.0392	--	0.0009	0.0167	0.0115	0.0061
24 ALCOHOLIC BEVERAGES.....	0.0224	--	0.0392	--	0.0009	0.0167	0.0115	0.0061
25 TOBACCO PROCESSED UNMANUFACTURED.....	0.0129	--	0.0441	--	0.0011	0.0178	0.0158	0.0046
26 CIGARETTES & TOBACCO MFG.....	0.0129	--	0.0441	--	0.0011	0.0178	0.0158	0.0046
27 TIRES & TUBES.....	0.0101	--	0.0368	--	0.0011	0.0167	0.0130	0.0050
28 OTHER RUBBER PRODUCTS.....	0.0101	--	0.0363	--	0.0010	0.0165	0.0127	0.0050
29 PLASTIC FABRICATED PRODUCTS.....	0.0107	--	0.0373	--	0.0010	0.0166	0.0123	0.0054
30 LEATHER & LEATHER PRODUCTS.....	0.0282	--	0.0360	--	0.0010	0.0176	0.0111	0.0103
31 YARNS & MAN MADE FIBRES.....	0.0098	--	0.0306	--	0.0007	0.0125	0.0079	0.0053
32 FABRICS.....	0.0098	--	0.0316	--	0.0007	0.0124	0.0076	0.0052
33 OTHER TEXTILE PRODUCTS.....	0.0150	--	0.0315	--	0.0007	0.0125	0.0078	0.0053
34 HOSIERY & KNITTED WEAR.....	0.0107	--	0.0440	--	0.0007	0.0142	0.0079	0.0045
35 CLOTHING & ACCESSORIES.....	0.0145	--	0.0380	--	0.0008	0.0117	0.0084	0.0037
36 LUMBER & TIMBER.....	0.0165	--	0.0610	--	0.0006	0.0134	0.0048	0.0103
37 VENEER & PLYWOOD.....	0.0165	--	0.0609	--	0.0006	0.0134	0.0048	0.0103
38 OTHER WOOD FABRICATED MATERIALS.....	0.0160	--	0.0594	--	0.0006	0.0136	0.0051	0.0100
39 FURNITURE & FIXTURES.....	0.0096	--	0.0397	--	0.0008	0.0146	0.0078	0.0049
40 PULP.....	0.0118	--	0.0424	--	0.0006	0.0132	0.0048	0.0075
41 NEWSPRINT & OTHER PAPER STOCK.....	0.0118	--	0.0425	--	0.0006	0.0132	0.0049	0.0076
42 PAPER PRODUCTS.....	0.0116	--	0.0425	--	0.0006	0.0138	0.0058	0.0073
43 PRINTING & PUBLISHING.....	0.0106	--	0.0390	--	0.0013	0.0200	0.0114	0.0059
44 ADVERTISING, PRINT MEDIA.....	0.0106	--	0.0389	--	0.0014	0.0201	0.0116	0.0059
45 IRON & STEEL PRODUCTS.....	0.0091	--	0.0268	--	0.0004	0.0139	0.0036	0.0053
46 ALUMINUM PRODUCTS.....	0.0090	--	0.0269	--	0.0004	0.0137	0.0034	0.0052
47 COPPER & COPPER ALLOY PRODUCTS.....	0.0090	--	0.0269	--	0.0004	0.0137	0.0034	0.0052
48 NICKEL PRODUCTS.....	0.0090	--	0.0267	--	0.0004	0.0137	0.0033	0.0052
49 OTHER NON-FERROUS METAL PRODUCTS.....	0.0091	--	0.0275	--	0.0005	0.0140	0.0039	0.0053
50 BOILERS, TANKS & PLATES.....	0.0097	--	0.0297	--	0.0007	0.0158	0.0066	0.0056
51 FABRICATED STRUCTURAL METAL PROD.....	0.0097	--	0.0287	--	0.0007	0.0156	0.0062	0.0056
52 OTHER METAL FABRICATED PRODUCTS.....	0.0097	--	0.0298	--	0.0007	0.0158	0.0066	0.0056
53 AGRICULTURAL MACHINERY.....	0.0081	--	0.0412	--	0.0008	0.0149	0.0073	0.0044
54 OTHER INDUSTRIAL MACHINERY.....	0.0087	--	0.0394	--	0.0008	0.0152	0.0071	0.0047
55 MOTOR VEHICLES.....	0.0084	--	0.0230	--	0.0006	0.0167	0.0063	0.0045
56 MOTOR VEHICLE PARTS.....	0.0085	--	0.0236	--	0.0006	0.0166	0.0064	0.0046
57 OTHER TRANSPORT EQUIPMENT.....	0.0087	--	0.0239	--	0.0006	0.0166	0.0064	0.0046
58 APPLIANCES & RECEIVERS, HOUSEHOLD.....	0.0093	--	0.0407	--	0.0010	0.0167	0.0091	0.0051
59 OTHER ELECTRICAL PRODUCTS.....	0.0094	--	0.0403	--	0.0020	0.0163	0.0088	0.0050
60 CEMENT & CONCRETE PRODUCTS.....	0.0160	--	0.0362	--	0.0007	0.0157	0.0066	0.0103
61 OTHER NON-METALLIC MINERAL PROD.....	0.0159	--	0.0362	--	0.0007	0.0158	0.0067	0.0102
62 GASOLINE & FUEL OIL.....	0.0073	--	0.0799	--	0.0006	0.0170	0.0055	0.0040
63 OTHER PETROLEUM & COAL PROD.....	0.0080	--	0.0759	--	0.0006	0.0180	0.0064	0.0044
64 INDUSTRIAL CHEMICALS.....	0.0136	--	0.0371	--	0.0014	0.0246	0.0183	0.0069
65 FERTILIZERS.....	0.0138	--	0.0373	--	0.0014	0.0250	0.0189	0.0070
66 PHARMACEUTICALS.....	0.0139	--	0.0373	--	0.0014	0.0249	0.0187	0.0069
67 OTHER CHEMICAL PRODUCTS.....	0.0139	--	0.0373	--	0.0014	0.0244	0.0182	0.0069
68 SCIENTIFIC EQUIPMENT.....	0.0104	--	0.0430	--	0.0011	0.0164	0.0121	0.0054
69 OTHER MANUFACTURED PRODUCTS.....	0.0108	--	0.0436	--	0.0011	0.0166	0.0124	0.0056
70 RESIDENTIAL CONSTRUCTION.....	0.0192	--	0.0341	--	0.0006	0.0258	0.0047	0.0104
71 NON-RESIDENTIAL CONSTRUCTION.....	0.0192	--	0.0341	--	0.0006	0.0258	0.0047	0.0104
72 REPAIR CONSTRUCTION.....	0.0192	--	0.0341	--	0.0006	0.0258	0.0047	0.0104
73 PIPELINE TRANSPORTATION.....	0.0191	--	0.0381	--	0.0007	0.0123	0.0065	0.0092
74 TRANSPORTATION & STORAGE.....	0.0216	--	0.0384	--	0.0007	0.0123	0.0065	0.0092
75 RADIO & TELEVISION BROADCASTING.....	0.0103	--	0.0313	--	0.0254	0.0091	0.0035	0.0042
76 TELEPHONE & TELEGRAPH.....	0.0103	--	0.0313	--	0.0254	0.0091	0.0035	0.0042
77 POSTAL SERVICES.....	0.0103	--	0.0313	--	0.0254	0.0091	0.0035	0.0042
78 ELECTRIC POWER.....	0.0052	--	0.0409	--	0.0003	0.0084	0.0022	0.0034
79 OTHER UTILITIES.....	0.0052	--	0.0410	--	0.0003	0.0083	0.0022	0.0034
80 WHOLESALE MARGINS.....	0.0151	--	0.0625	--	0.0015	0.0240	0.0141	0.0080
81 RETAIL MARGINS.....	0.9994	--	0.0848	--	0.0029	0.0160	0.0153	0.0078
82 IMPLIED RENT OWNER OCCUP. DWEL.....	0.0031	1.0000	0.0174	--	0.0001	0.0042	0.0009	0.0017
83 OTHER FINANCE, INS., REAL ESTATE.....	0.0160	--	1.0598	0.0001	0.0024	0.0249	0.0132	0.0061
84 BUSINESS SERVICES.....	0.0120	--	0.0466	--	0.0034	0.0211	0.0096	0.0082
85 EDUCATION SERVICES.....	0.0164	--	0.0539	1.0000	0.0015	0.0187	0.0046	0.0137
86 HEALTH SERVICES.....	0.0164	--	0.0539	1.0000	0.0015	0.0187	0.0046	0.0137
87 AMUSEMENT & RECREATION SERVICES.....	0.0230	--	0.1726	--	1.0917	0.0273	0.0178	0.0176
88 ACCOMMODATION & FOOD SERVICES.....	0.0783	--	0.0554	--	0.0088	0.0125	0.0342	0.0080
89 OTHER PERSONAL & MISC. SERVICES.....	0.2704	--	0.0798	--	0.0012	0.1598	0.0081	0.3977
90 TRANSPORTATION MARGINS.....	0.0212	--	0.0377	--	0.0007	0.0121	0.0063	0.0090
91 OPERATING, OFFICE, LAB. & FOOD.....	0.0870	--	0.0370	--	0.0009	0.0298	0.0076	0.0507
92 TRAVEL, ADVERTISING & PROMOTION.....	0.0470	--	0.0398	--	0.0111	0.0888	0.1975	0.0134

TABLE 8. IMPACT (INVERSE) MATRIX (AGGREGATION - MAY 1961) - CONCLUDED

COMMODITY AGGREGATION - M	TRANS. MARGINS	OPERATING OFFICE LAB & FOOD	TRAVEL PROMOTION ADVTG.
1 GRAINS.....	0.0270	0.0580	0.0163
2 LIVE ANIMALS.....	0.0269	0.0580	0.0163
3 OTHER AGRICULTURAL PRODUCTS.....	0.0269	0.0580	0.0164
4 FORESTRY PRODUCTS.....	0.0135	0.1384	0.0206
5 FISH LANDINGS.....	0.0144	0.0332	0.0086
6 HUNTING & TRAPPING PRODUCTS.....	0.0144	0.0332	0.0086
7 IRON ORES & CONCENTRATES.....	0.0130	0.0696	0.0116
8 OTHER METAL ORES & CONCENTRATES.....	0.0155	0.0691	0.0117
9 COAL.....	0.0054	0.0458	0.0191
10 CRUDE MINERAL OILS.....	0.0054	0.0458	0.0191
11 NATURAL GAS.....	0.0054	0.0458	0.0191
12 NON-METALLIC MINERALS.....	0.0177	0.1079	0.0187
13 SERVICES INCIDENTAL TO MINING.....	0.0186	0.1676	0.0411
14 MEAT PRODUCTS.....	0.0392	0.0555	0.0552
15 DAIRY PRODUCTS.....	0.0444	0.0539	0.0581
16 FISH PRODUCTS.....	0.0446	0.0539	0.0583
17 FRUITS & VEGETABLES PREPARATIONS.....	0.0446	0.0539	0.0580
18 FEEDS.....	0.0445	0.0539	0.0581
19 FLOUR, WHEAT MEAL & OTHER CEREALS.....	0.0447	0.0539	0.0580
20 BREAKFAST CEREAL & BAKERY PROD.....	0.0445	0.0539	0.0581
21 SUGAR.....	0.0447	0.0539	0.0580
22 MISC. FOOD PRODUCTS.....	0.0440	0.0541	0.0573
23 SOFT DRINKS.....	0.0447	0.0539	0.0580
24 ALCOHOLIC BEVERAGES.....	0.0447	0.0539	0.0580
25 TOBACCO PROCESSED UNMANUFACTURED.....	0.0260	0.0431	0.0810
26 CIGARETTES & TOBACCO MFG.....	0.0260	0.0431	0.0810
27 TIRES & TUBES.....	0.0355	0.0513	0.0663
28 OTHER RUBBER PRODUCTS.....	0.0357	0.0518	0.0651
29 PLASTIC FABRICATED PRODUCTS.....	0.0369	0.0536	0.0629
30 LEATHER & LEATHER PRODUCTS.....	0.0312	0.0611	0.0564
31 FURNS & MAN-MADE FIBRES.....	0.0319	0.0573	0.0399
32 FABRICS.....	0.0311	0.0566	0.0385
33 OTHER TEXTILE PRODUCTS.....	0.0314	0.0571	0.0395
34 HOSIERY & KNITTED WEAR.....	0.0239	0.0465	0.0395
35 CLOTHING & ACCESSORIES.....	0.0187	0.0358	0.0424
36 LUMBER & TIMBER.....	0.0427	0.0993	0.0223
37 VENEER & PLYWOOD.....	0.0427	0.0992	0.0223
38 OTHER WOOD FABRICATED MATERIALS.....	0.0422	0.0956	0.0237
39 FURNITURE & FIXTURES.....	0.0325	0.0476	0.0389
40 PULP.....	0.0517	0.0698	0.0230
41 NEWSPRINT & OTHER PAPER STOCK.....	0.0517	0.0698	0.0231
42 PAPER PRODUCTS.....	0.0485	0.0676	0.0281
43 PRINTING & PUBLISHING.....	0.0297	0.0467	0.0582
44 ADVERTISING PRINT MEDIA.....	0.0291	0.0460	0.0590
45 IRON & STEEL PRODUCTS.....	0.0411	0.0640	0.0172
46 ALUMINUM PRODUCTS.....	0.0416	0.0642	0.0164
47 COPPER & COPPER ALLOY PRODUCTS.....	0.0415	0.0642	0.0164
48 NICKEL PRODUCTS.....	0.0417	0.0643	0.0160
49 OTHER NON-FERROUS METAL PRODUCTS.....	0.0405	0.0636	0.0188
50 BOILERS, TANKS & PLATES.....	0.0332	0.0602	0.0331
51 FABRICATED STRUCTURAL METAL PROD.....	0.0346	0.0613	0.0310
52 OTHER METAL FABRICATED PRODUCTS.....	0.0333	0.0603	0.0333
53 AGRICULTURAL MACHINERY.....	0.0258	0.0476	0.0365
54 OTHER INDUSTRIAL MACHINERY.....	0.0274	0.0517	0.0357
55 MOTOR VEHICLES.....	0.0288	0.0520	0.0320
56 MOTOR VEHICLE PARTS.....	0.0293	0.0526	0.0321
57 OTHER TRANSPORT EQUIPMENT.....	0.0286	0.0523	0.0321
58 APPLIANCES & RECEIVERS, HOUSEHOLD.....	0.0264	0.0539	0.0459
59 OTHER ELECTRICAL PRODUCTS.....	0.0255	0.0531	0.0445
60 CEMENT & CONCRETE PRODUCTS.....	0.0533	0.0949	0.0325
61 OTHER NON-METALLIC MINERAL PROD.....	0.0525	0.0936	0.0331
62 GASOLINE & FUEL OIL.....	0.0093	0.0401	0.0256
63 OTHER PETROLEUM & COAL PROD.....	0.0147	0.0431	0.0303
64 INDUSTRIAL CHEMICALS.....	0.0409	0.0536	0.0944
65 FERTILIZERS.....	0.0409	0.0533	0.0970
66 PHARMACEUTICALS.....	0.0410	0.0533	0.0962
67 OTHER CHEMICAL PRODUCTS.....	0.0408	0.0538	0.0936
68 SCIENTIFIC EQUIPMENT.....	0.0279	0.0572	0.0615
69 OTHER MANUFACTURED PRODUCTS.....	0.0288	0.0579	0.0630
70 RESIDENTIAL CONSTRUCTION.....	0.0397	0.0542	0.0227
71 NON-RESIDENTIAL CONSTRUCTION.....	0.0397	0.0542	0.0227
72 REPAIR CONSTRUCTION.....	0.0397	0.0542	0.0227
73 PIPELINE TRANSPORTATION.....	0.0109	0.0586	0.0203
74 TRANSPORTATION & STORAGE.....	0.0109	0.0589	0.0204
75 RADIO & TELEVISION BROADCASTING.....	0.0053	0.0399	0.0164
76 TELEPHONE & TELEGRAPH.....	0.0053	0.0399	0.0164
77 POSTAL SERVICES.....	0.0053	0.0399	0.0164
78 ELECTRIC POWER.....	0.0054	0.0210	0.0101
79 OTHER UTILITIES.....	0.0054	0.0208	0.0101
80 WHOLESALE MARGINS.....	0.0122	0.0596	0.0715
81 RETAIL MARGINS.....	0.0088	0.0644	0.0421
82 IMPUTED RENT OWNER OCCUP. DWEL.....	0.0062	0.0089	0.0039
83 OTHER FINANCE, INS. REAL ESTATE.....	0.0057	0.0513	0.0380
84 BUSINESS SERVICES.....	0.0063	0.0583	0.0489
85 EDUCATION SERVICES.....	0.0076	0.0831	0.0221
86 HEALTH SERVICES.....	0.0076	0.0831	0.0221
87 AMUSEMENT & RECREATION SERVICES.....	0.0104	0.1204	0.0876
88 ACCOMMODATION & FOOD SERVICES.....	0.0206	0.0640	0.0309
89 OTHER PERSONAL & MISC. SERVICES.....	0.0118	0.0713	0.0398
90 TRANSPORTATION MARGINS.....	1.0107	0.0578	0.0200
91 OPERATING OFFICE, LAB & FOOD.....	0.0463	1.0428	0.0362
92 TRAVEL, ADVERTISING & PROMOTION.....	0.0215	0.0466	1.0344

TABLE 9. MARGINS (AGGREGATION - M), 1961 (MILLIONS OF DOLLARS)

COMMODITY AGGREGATION - M	RETAIL	WHOLESALE	TAX	TRANSPORT	GAS	STORAGE	PIPELINE
NO.							
1 GRAINS.....	--	29.1	--	87.1	--	80.8	--
2 LIVE ANIMALS.....	0.2	27.2	--	18.6	--	--	--
3 OTHER AGRICULTURAL PRODUCTS.....	88.7	73.7	0.3	57.7	--	--	--
4 FORESTRY PRODUCTS.....	2.8	5.3	--	56.0	--	--	--
5 FISH LANDINGS.....	2.3	8.0	--	5.3	--	--	--
6 HUNTING & TRAPPING PRODUCTS.....	--	1.3	--	0.8	--	--	--
7 IRON ORES & CONCENTRATES.....	--	--	--	40.3	--	--	--
8 OTHER METAL ORES & CONCENTRATES.....	--	--	--	44.9	--	--	--
9 COAL.....	10.3	8.1	--	35.0	--	--	--
10 CRUDE MINERAL OILS.....	--	--	--	1.1	--	--	142.6
11 NATURAL GAS.....	--	--	--	--	133.0	--	73.4
12 NON-METALLIC MINERALS.....	3.3	6.5	--	86.0	--	--	--
14 MEAT PRODUCTS.....	211.0	44.4	7.8	31.1	--	--	--
15 DAIRY PRODUCTS.....	115.6	34.5	--	16.4	--	--	--
16 FISH PRODUCTS.....	12.8	12.1	--	5.9	--	--	--
17 FRUITS & VEGETABLES PREPARATIONS.....	89.0	40.4	--	15.9	--	--	--
18 FEEDS.....	7.7	24.2	--	20.7	--	--	--
19 FLOUR, WHEAT, MEAL & OTHER CEREALS.....	10.4	14.4	--	10.1	--	--	--
20 BREAKFAST CEREAL & BAKERY PROD.....	109.5	23.8	--	15.3	--	--	--
21 SUGAR.....	13.2	8.9	--	5.4	--	--	--
22 MISC. FOOD PRODUCTS.....	117.6	51.2	15.3	27.7	--	--	--
23 SOFT DRINKS.....	27.2	6.3	14.3	3.3	--	--	--
24 ALCOHOLIC BEVERAGES.....	118.2	7.9	485.3	16.4	--	--	--
25 TOBACCO PROCESSED UNMANUFACTURED.....	--	--	--	1.7	--	--	--
26 CIGARETTES & TOBACCO MFG.....	91.2	41.5	401.2	3.4	--	--	--
27 TIRES & TUBES.....	24.6	22.0	13.9	11.5	--	--	--
28 OTHER RUBBER PRODUCTS.....	18.6	10.5	7.7	4.6	--	--	--
29 PLASTIC FABRICATED PRODUCTS.....	5.8	10.6	5.9	4.4	--	--	--
30 LEATHER & LEATHER PRODUCTS.....	116.8	15.4	25.3	6.7	--	--	--
31 YARNS & MAN MADE FIBRES.....	11.1	13.3	2.0	6.4	--	--	--
32 FABRICS.....	31.5	45.9	8.3	8.5	--	--	--
33 OTHER TEXTILE PRODUCTS.....	63.7	26.3	19.5	11.5	--	--	--
34 HOSIERY & KNITTED WEAR.....	104.1	11.5	20.5	7.2	--	--	--
35 CLOTHING & ACCESSORIES.....	529.1	59.3	82.1	39.3	--	--	--
36 LUMBER & TIMBER.....	3.0	51.8	--	75.1	--	--	--
37 VENEER & PLYWOOD.....	2.7	27.6	0.8	11.6	--	--	--
38 OTHER WOOD FABRICATED MATERIALS.....	0.5	37.9	2.5	15.3	--	--	--
39 FURNITURE & FIXTURES.....	117.9	19.9	34.2	11.9	--	--	--
40 PULP.....	--	1.9	--	23.8	--	--	--
41 NEWSPRINT & OTHER PAPER STOCK.....	3.5	57.4	2.3	89.0	--	--	--
42 PAPER PRODUCTS.....	53.9	55.8	27.3	37.9	--	--	--
43 PRINTING & PUBLISHING.....	49.1	40.6	37.1	18.1	--	--	--
45 IRON & STEEL PRODUCTS.....	--	54.8	13.7	54.5	--	--	--
46 ALUMINUM PRODUCTS.....	0.8	9.0	--	11.7	--	--	--
47 COPPER & COPPER ALLOY PRODUCTS.....	--	8.0	0.2	9.1	--	--	--
48 NICKEL PRODUCTS.....	--	2.0	--	11.6	--	--	--
49 OTHER NON FERROUS METAL PRODUCTS.....	0.4	82.0	0.1	23.2	--	--	--
50 BOILERS, TANKS & PLATE.....	1.4	12.0	1.5	3.5	--	--	--
51 FABRICATED STRUCTURAL METAL PROD.....	1.5	25.3	4.7	14.4	--	--	--
52 OTHER METAL FABRICATED PRODUCTS.....	43.6	149.9	35.9	56.5	--	--	--
53 AGRICULTURAL MACHINERY.....	9.9	63.7	--	9.5	--	--	--
54 OTHER INDUSTRIAL MACHINERY.....	15.0	268.1	57.0	64.6	--	--	--
55 MOTOR VEHICLES.....	179.0	83.8	158.7	19.0	--	--	--
56 MOTOR VEHICLE PARTS.....	118.8	109.2	25.4	21.5	--	--	--
57 OTHER TRANSPORT EQUIPMENT.....	4.5	13.9	36.5	10.3	--	--	--
58 APPLIANCES & RECEIVERS, HOUSEHOLD.....	122.0	44.1	59.3	11.2	--	--	--
59 OTHER ELECTRICAL PRODUCTS.....	26.8	114.6	53.5	27.6	--	--	--
60 CEMENT & CONCRETE PRODUCTS.....	0.4	16.3	10.8	20.5	--	--	--
61 OTHER NON-METALLIC MINERAL PROD.....	31.5	52.6	6.1	39.4	--	--	--
62 GASOLINE & FUEL OIL.....	292.8	309.5	515.4	63.4	--	--	--
63 OTHER PETROLEUM & COAL PROD.....	16.4	46.0	5.9	23.9	1.2	--	3.0
64 INDUSTRIAL CHEMICALS.....	2.5	56.0	0.5	51.5	--	--	--
65 FERTILIZERS.....	2.6	4.8	--	17.8	--	--	--
66 PHARMACEUTICALS.....	95.0	24.9	13.9	4.1	--	--	--
67 OTHER CHEMICAL PRODUCTS.....	93.1	80.4	50.6	32.1	--	--	--
68 SCIENTIFIC EQUIPMENT.....	38.8	30.4	18.0	10.1	--	--	--
69 OTHER MANUFACTURED PRODUCTS.....	139.6	47.3	34.7	14.7	--	--	--
78 ELECTRIC POWER.....	--	--	1.1	--	--	--	--
84 BUSINESS SERVICES.....	--	--	1.2	--	--	--	--
87 AMUSEMENT & RECREATION SERVICES.....	--	--	26.4	--	--	--	--
89 OTHER PERSONAL & MISC. SERVICES.....	--	--	0.5	--	--	--	--
93 NON-COMPETING IMPORTS.....	21.2	16.9	--	12.9	--	--	--
TOTAL.....	3424.5	2702.1	2345.2	1627.5	134.2	80.8	219.0

NOTE: DETAIL MAY NOT ADD DUE TO ROUNDING.

TABLE 10. MAKE (OUTPUT) MATRIX (AGGREGATION - S), 1962 (MILLIONS OF DOLLARS)

NO.	COMMODITY AGGREGATION - S	AGRICUL- TURE	FOREST- RY	FISHING, HUNTING & TRAPPING	MINES QUARRIES & OIL WELLS	MANUFAC- TURING	CONSTRUC- TION
1	GRAINS	966.3	--	--	--	0.6	--
2	OTHER AGRICULTURAL PRODUCTS	2457.8	1.7	--	--	1.3	--
3	FORESTRY PRODUCTS	37.7	799.7	--	--	4.7	--
4	FISHING & TRAPPING PRODUCTS	--	--	141.3	--	--	--
5	METALLIC ORES & CONCENTRATES	--	--	--	1107.8	136.4	--
6	MINERALS FUELS	--	--	--	775.5	--	--
7	NON-METALLIC MINERALS	--	--	--	292.4	10.6	--
8	SERVICES INCIDENTAL TO MINING	--	--	--	200.6	--	--
9	MEAT, FISH & DAIRY PRODUCTS	39.7	--	--	--	2526.1	--
10	FRUIT, VEG., FEED, MISC. FOOD PROD.	11.0	--	--	--	2205.6	--
11	BEVERAGES	--	--	--	--	630.8	--
12	TOBACCO & TOBACCO PRODUCTS	--	--	--	--	339.2	--
13	RUBBER, LEATHER, PLASTIC FAB. PRO.	--	--	--	--	753.1	--
14	TEXTILE PRODUCTS	--	--	--	--	961.7	--
15	KNITTED PRODUCTS & CLOTHING	--	--	--	--	1098.6	--
16	LUMBER, SAWMILL, OTHER WOOD PROD.	--	1.0	--	--	1163.0	--
17	FURNITURE & FIXTURES	--	--	--	--	364.3	--
18	PAPER & PAPER PRODUCTS	--	--	--	--	2390.3	--
19	PRINTING & PUBLISHING	--	--	--	--	883.4	--
20	PRIMARY METAL PRODUCTS	--	--	--	0.7	2490.9	--
21	METAL FABRICATED PRODUCTS	--	--	--	--	1644.3	--
22	MACHINERY & EQUIPMENT	--	0.3	--	6.3	834.7	--
23	AUTOS, TRUCKS, OTHER TRANSP. EQP.	--	--	--	--	2295.6	--
24	ELEC. & COMMUNICATIONS PROD.	--	--	--	--	1414.8	--
25	NON-METALLIC MINERAL PRODUCTS	--	--	--	2.6	769.5	--
26	PETROLEUM & COAL PRODUCTS	--	--	--	10.7	1326.7	--
27	CHEMICALS, CHEMICAL PROD.	--	--	--	3.5	1567.9	--
28	MISC. MANUFACTURED PRODUCTS	--	--	--	--	587.6	--
29	RESIDENTIAL CONSTRUCTION	--	--	--	--	--	1555.0
30	NON-RESIDENTIAL CONSTRUCTION	--	--	--	--	--	4199.0
31	REPAIR CONSTRUCTION	--	--	--	--	--	1544.2
32	TRANSPORTATION & STORAGE	--	10.6	--	--	0.7	--
33	COMMUNICATION SERVICES	--	--	--	--	--	--
34	OTHER UTILITIES	--	0.1	--	0.8	12.5	--
35	WHOLESALE MARGINS	--	0.8	--	0.4	465.1	--
36	RETAIL MARGINS	--	--	--	--	--	--
37	IMPUTED RENT OWNER OCPD, DWEL.	--	--	--	--	--	--
38	OTHER FINANCE, INS., REAL ESTATE	0.8	0.3	--	28.6	47.2	21.2
39	BUSINESS SERVICES	--	--	--	--	80.5	--
40	PERSONAL & OTHER MISC. SERVICE	--	21.0	0.4	8.3	151.2	26.9
41	TRANSPORTATION MARGINS	--	--	--	--	--	--
42	OPERATING, OFFICE, LAB & FOOD	--	--	--	--	--	--
43	TRAVEL, ADVERTISING, PROMOTION	--	--	--	--	--	--
TOTAL		3513.3	835.6	141.8	2438.2	27159.0	7346.3

NOTE: DETAIL MAY NOT ADD DUE TO ROUNDING.

TABLE 10. MAKE (OUTPUT) MATRIX (AGGREGATION - S), 1962 (MILLIONS OF DOLLARS) - CONTINUED

NO.	COMMODITY AGGREGATION - S	TRANS. & STORAGE	COMMUNI- CATION	ELEC. POWER GAS, OTHER UTILITIES	WHOLESALE TRADE	RETAIL TRADE	FINANCE, INS. & REAL EST.
1	GRAINS	--	--	--	--	--	--
2	OTHER AGRICULTURAL PRODUCTS	--	--	--	--	2.1	--
3	FORESTRY PRODUCTS	--	--	0.7	--	--	--
4	FISHING & TRAPPING PRODUCTS	--	--	--	--	--	--
5	METALLIC ORES & CONCENTRATES	--	--	--	--	--	--
6	MINERALS FUELS	--	--	--	--	--	--
7	NON-METALLIC MINERALS	--	--	--	--	--	--
8	SERVICES INCIDENTAL TO MINING	--	--	--	--	--	--
9	MEAT, FISH & DAIRY PRODUCTS	--	--	--	8.2	225.9	--
10	FRUIT, VEG., FEED, MISC. FOOD PROD.	--	--	--	7.5	4.7	--
11	BEVERAGES	--	--	--	--	--	--
12	TOBACCO & TOBACCO PRODUCTS	--	--	--	--	--	--
13	RUBBER, LEATHER, PLASTIC FAB. PRO.	--	--	--	2.8	--	--
14	TEXTILE PRODUCTS	--	--	--	3.6	1.5	--
15	KNITTED PRODUCTS & CLOTHING	--	--	--	0.6	0.3	--
16	LUMBER, SAWMILL, OTHER WOOD PROD.	--	--	--	1.9	--	--
17	FURNITURE & FIXTURES	--	--	--	2.0	--	--
18	PAPER & PAPER PRODUCTS	--	--	--	4.3	--	--
19	PRINTING & PUBLISHING	--	--	--	0.6	--	--
20	PRIMARY METAL PRODUCTS	--	--	--	--	--	--
21	METAL FABRICATED PRODUCTS	--	--	--	4.6	--	--
22	MACHINERY & EQUIPMENT	--	--	--	--	--	--
23	AUTOS, TRUCKS, OTHER TRANSP. EQP.	10.6	--	--	0.1	--	--
24	ELEC. & COMMUNICATIONS PROD.	--	43.9	--	0.4	--	--
25	NON-METALLIC MINERAL PRODUCTS	--	--	--	1.4	--	--
26	PETROLEUM & COAL PRODUCTS	--	--	6.5	--	--	--
27	CHEMICALS, CHEMICAL PROD.	--	--	--	0.1	--	--
28	MISC. MANUFACTURED PRODUCTS	--	--	--	11.2	--	--
29	RESIDENTIAL CONSTRUCTION	--	--	--	--	--	--
30	NON-RESIDENTIAL CONSTRUCTION	--	--	--	--	--	--
31	REPAIR CONSTRUCTION	--	--	--	--	--	--
32	TRANSPORTATION & STORAGE	3548.9	--	--	--	9.0	--
33	COMMUNICATION SERVICES	--	1112.5	--	--	--	--
34	OTHER UTILITIES	7.0	--	1071.9	--	--	--
35	WHOLESALE MARGINS	4.3	--	--	2518.8	--	--
36	RETAIL MARGINS	5.8	--	7.1	--	3616.6	--
37	IMPUTED RENT OWNER OCPD, DWEL.	--	--	--	--	--	2623.4
38	OTHER FINANCE, INS., REAL ESTATE	11.5	0.5	0.8	17.9	27.1	4573.3
39	BUSINESS SERVICES	2.9	32.3	--	--	--	--
40	PERSONAL & OTHER MISC. SERVICE	34.2	3.4	13.8	172.4	582.5	18.7
41	TRANSPORTATION MARGINS	--	--	--	--	--	--
42	OPERATING, OFFICE, LAB & FOOD	--	--	--	--	--	--
43	TRAVEL, ADVERTISING, PROMOTION	--	--	--	--	--	--
TOTAL		3625.2	1192.6	1100.9	2758.6	4469.7	7215.4

NOTE: DETAIL MAY NOT ADD DUE TO ROUNDING.

TABLE 10. MAKE (OUTPUT) MATRIX (AGGREGATION - S), 1962 (MILLIONS OF DOLLARS) - CONCLUDED

NO.	COMMODITY AGGREGATION - S	BUSINESS & PERSONAL SERVICES	TRANS. MARGINS	OPERATING OFFICE SUPPLIES	TRAVEL, PROMOTION, ADVTG.	TOTAL INDUSTRIES
1	GRAINS.....	--	--	--	--	966.9
2	OTHER AGRICULTURAL PRODUCTS.....	--	--	--	--	2462.9
3	FORESTRY PRODUCTS.....	--	--	--	--	842.9
4	FISHING & TRAPPING PRODUCTS.....	--	--	--	--	141.3
5	METALLIC ORES & CONCENTRATES.....	--	--	--	--	1244.2
6	MINERALS FUELS.....	--	--	--	--	775.5
7	NON-METALLIC MINERALS.....	--	--	--	--	303.0
8	SERVICES INCIDENTAL TO MINING.....	--	--	--	--	200.6
9	MEAT,FISH & DAIRY PRODUCTS.....	--	--	--	--	2800.0
10	FRUIT,VEG.,FEED,MISC.,FOOD PROD.....	--	--	--	--	2228.8
11	BEVERAGES.....	--	--	--	--	630.8
12	TOBACCO & TOBACCO PRODUCTS.....	--	--	--	--	339.2
13	RUBBER,LEATHER,PLASTIC FAB.PRO.....	--	--	--	--	755.9
14	TEXTILE PRODUCTS.....	--	--	--	--	966.8
15	KNITTED PRODUCTS & CLOTHING.....	--	--	--	--	1099.5
16	LUMBER,SAWMILL,OTHER WOOD PROD.....	--	--	--	--	1165.9
17	FURNITURE & FIXTURES.....	--	--	--	--	366.3
18	PAPER & PAPER PRODUCTS.....	--	--	--	--	2394.6
19	PRINTING & PUBLISHING.....	--	--	--	--	884.0
20	PRIMARY METAL PRODUCTS.....	--	--	--	--	2491.6
21	METAL FABRICATED PRODUCTS.....	--	--	--	--	1648.9
22	MACHINERY & EQUIPMENT.....	--	--	--	--	841.3
23	AUTOS,TRUCKS,OTHER TRANSP. EQP.....	--	--	--	--	2306.3
24	ELEC. & COMMUNICATIONS PROD.....	--	--	--	--	1459.2
25	NON-METALLIC MINERAL PRODUCTS.....	--	--	--	--	773.6
26	PETROLEUM & COAL PRODUCTS.....	--	--	--	--	1344.0
27	CHEMICALS,CHEMICAL PROD.....	--	--	--	--	1571.5
28	MISC. MANUFACTURED PRODUCTS.....	--	--	--	--	598.8
29	RESIDENTIAL CONSTRUCTION.....	--	--	--	--	1555.0
30	NON-RESIDENTIAL CONSTRUCTION.....	--	--	--	--	4199.0
31	REPAIR CONSTRUCTION.....	--	--	--	--	1544.2
32	TRANSPORTATION & STORAGE.....	--	--	--	--	3569.3
33	COMMUNICATION SERVICES.....	--	--	--	--	1112.5
34	OTHER UTILITIES.....	1.0	--	--	--	1093.4
35	WHOLESALE MARGINS.....	--	--	--	--	2989.4
36	RETAIL MARGINS.....	41.9	--	--	--	3671.4
37	IMPUTED RENT OWNER OCPD. DWEL.....	--	--	--	--	2623.4
38	OTHER FINANCE,INS.,REAL ESTATE.....	41.3	--	--	--	4770.4
39	BUSINESS SERVICES.....	799.9	--	--	--	915.5
40	PERSONAL & OTHER MISC. SERVICE.....	3628.9	--	--	--	4661.9
41	TRANSPORTATION MARGINS.....	--	1641.8	--	--	1641.8
42	OPERATING,OFFICE,LAB & FOOD.....	--	--	2820.6	--	2820.6
43	TRAVEL, ADVERTISING, PROMOTION.....	--	--	--	1532.7	1532.7
	TOTAL.....	4513.0	1641.8	2820.6	1532.7	72304.6

NOTE: DETAIL MAY NOT ADD DUE TO ROUNDING.

TABLE 11. USE (INPUT) MATRIX (AGGREGATION - S), 1962 (MILLIONS OF DOLLARS)

NO.	COMMODITY AGGREGATION - S	AGRICUL- TURE	FORES- TRY	FISHING, HUNTING & TRAPPING	MINES QUARRIES & OIL WELLS	MANUFAC- TURING	CONSTRUC- TION
1	GRAINS.....	26.2	--	--	--	254.6	--
2	OTHER AGRICULTURAL PRODUCTS.....	102.6	1.5	--	--	1529.1	4.6
3	FORESTRY PRODUCTS.....	0.3	64.9	--	0.1	709.1	6.1
4	FISHING & TRAPPING PRODUCTS.....	--	--	2.7	--	108.9	--
5	METALLIC ORES & CONCENTRATES.....	--	--	--	4.1	816.8	--
6	MINERALS FUELS.....	0.9	0.1	--	3.4	915.7	1.2
7	NON-METALLIC MINERALS.....	4.3	--	0.7	7.0	106.5	43.7
8	SERVICES INCIDENTAL TO MINING.....	--	--	--	69.6	--	51.0
9	MEAT,FISH & DAIRY PRODUCTS.....	0.2	--	--	--	421.9	--
10	FRUIT,VEG.,FEED,MISC.,FOOD PROD.....	294.5	5.7	--	0.2	480.2	--
11	BEVERAGES.....	--	--	--	--	26.1	--
12	TOBACCO & TOBACCO PRODUCTS.....	--	--	--	--	84.7	--
13	RUBBER,LEATHER,PLASTIC FAB.PRO.....	5.9	--	--	--	265.1	62.8
14	TEXTILE PRODUCTS.....	15.5	2.0	4.7	2.3	890.0	22.6
15	KNITTED PRODUCTS & CLOTHING.....	--	--	--	--	67.2	--
16	LUMBER,SAWMILL,OTHER WOOD PROD.....	3.4	0.4	1.5	0.7	276.9	433.3
17	FURNITURE & FIXTURES.....	--	--	--	--	17.0	15.5
18	PAPER & PAPER PRODUCTS.....	2.9	--	--	7.7	877.2	74.1
19	PRINTING & PUBLISHING.....	--	--	--	--	80.5	--
20	PRIMARY METAL PRODUCTS.....	--	--	--	14.7	1343.4	344.4
21	METAL FABRICATED PRODUCTS.....	9.7	5.2	0.6	1.9	705.3	811.1
22	MACHINERY & EQUIPMENT.....	37.8	3.4	1.8	28.7	138.0	124.7
23	AUTOS,TRUCKS,OTHER TRANSP. EQP.....	0.8	1.6	6.7	1.5	819.0	14.0
24	ELEC. & COMMUNICATIONS PROD.....	--	--	4.5	2.0	375.8	318.2
25	NON-METALLIC MINERAL PRODUCTS.....	0.1	0.1	0.2	2.5	268.4	535.4
26	PETROLEUM & COAL PRODUCTS.....	152.4	19.5	6.2	23.8	223.9	114.6
27	CHEMICALS,CHEMICAL PROD.....	117.9	1.1	0.3	40.4	860.9	73.8
28	MISC. MANUFACTURED PRODUCTS.....	--	--	1.2	--	130.1	73.5
29	RESIDENTIAL CONSTRUCTION.....	--	--	--	--	--	--
30	NON-RESIDENTIAL CONSTRUCTION.....	--	--	--	--	--	--
31	REPAIR CONSTRUCTION.....	69.1	16.3	0.5	31.0	132.1	3.7
32	TRANSPORTATION & STORAGE.....	10.8	68.0	1.7	20.9	216.8	47.1
33	COMMUNICATION SERVICES.....	9.9	2.6	0.3	6.1	131.4	7.9
34	OTHER UTILITIES.....	27.3	1.6	0.1	51.0	276.9	3.5
35	WHOLESALE MARGINS.....	82.7	7.1	3.0	23.3	619.6	381.1
36	RETAIL MARGINS.....	18.7	1.1	0.8	2.6	25.1	53.5
37	IMPUTED RENT OWNER OCPD. DWEL.....	--	--	--	--	--	--
38	OTHER FINANCE,INS.,REAL ESTATE.....	130.2	70.0	1.8	207.3	352.8	87.8
39	BUSINESS SERVICES.....	3.6	3.6	0.2	53.5	194.4	138.5
40	PERSONAL & OTHER MISC. SERVICE.....	5.5	19.3	1.3	10.0	88.2	104.3
41	TRANSPORTATION MARGINS.....	48.2	2.0	1.3	10.7	563.6	162.4
42	OPERATING,OFFICE,LAB & FOOD.....	112.9	94.2	2.3	156.3	754.3	142.6
43	TRAVEL, ADVERTISING, PROMOTION.....	0.1	5.6	--	14.0	711.3	30.6
44	NON-COMPETING IMPORTS.....	--	--	--	--	209.9	--
45	UNALLOCATED IMPORTS & EXPORTS.....	--	--	--	--	--	--
46	NET INDIRECT TAXES.....	84.5	22.1	1.6	30.8	225.1	220.9
47	LABOUR INCOME.....	240.8	307.9	31.6	601.1	6427.9	2255.7
48	NET INCOME UNINC. BUSINESS.....	1386.2	32.0	37.7	7.0	95.6	286.0
49	OTHER OPERATING SURPLUS.....	507.3	76.7	26.6	1002.0	3341.8	296.0
	TOTAL.....	3513.3	835.6	141.8	2438.2	27159.0	7346.3

NOTE: DETAIL MAY NOT ADD DUE TO ROUNDING.

TABLE 11. USE (INPUT) MATRIX (AGGREGATION - S). 1962 (MILLIONS OF DOLLARS) - CONTINUED

NO.	COMMODITY AGGREGATION - S	TRANS. & STORAGE	COMMUNI- CATION	ELEC. POWER GAS. OTHER UTILITIES	WHOLESALE TRADE	RETAIL TRADE	FINANCE. INS. & REAL EST.
1	GRAINS	--	--	--	0.9	--	--
2	OTHER AGRICULTURAL PRODUCTS	0.6	--	--	2.4	216.0	--
3	FORESTRY PRODUCTS	--	--	--	--	--	--
4	FISHING & TRAPPING PRODUCTS	--	--	--	--	--	--
5	METALLIC ORES & CONCENTRATES	--	--	--	0.2	--	--
6	MINERAL FUELS	5.1	--	20.7	1.1	6.2	2.7
7	NON-METALLIC MINERALS	1.3	--	--	--	--	--
8	SERVICES INCIDENTAL TO MINING	--	--	--	--	--	--
9	MEAT, FISH & DAIRY PRODUCTS	--	--	--	3.5	4.8	--
10	FRUIT, VEG. FEED, MISC. FOOD PROD.	0.6	--	--	1.3	--	--
11	BEVERAGES	--	--	--	--	--	--
12	TOBACCO & TOBACCO PRODUCTS	--	--	--	--	--	--
13	RUBBER, LEATHER, PLASTIC FAB. PRO.	23.7	--	--	4.3	4.7	--
14	TEXTILE PRODUCTS	4.6	0.7	--	7.4	1.3	--
15	KNITTED PRODUCTS & CLOTHING	--	--	--	--	18.5	--
16	LUMBER, SAWMILL, OTHER WOOD PROD.	--	--	--	5.4	4.8	--
17	FURNITURE & FIXTURES	0.2	--	--	--	--	--
18	PAPER & PAPER PRODUCTS	1.7	--	--	28.5	68.6	--
19	PRINTING & PUBLISHING	2.5	9.3	0.4	7.4	4.5	9.9
20	PRIMARY METAL PRODUCTS	6.2	--	--	2.1	--	--
21	METAL FABRICATED PRODUCTS	3.4	--	--	14.2	11.9	--
22	MACHINERY & EQUIPMENT	1.0	--	--	--	--	--
23	AUTOS, TRUCKS, OTHER TRANSP. EQP.	76.3	--	--	--	--	--
24	ELEC. & COMMUNICATIONS PROD.	6.9	27.8	--	0.1	--	--
25	NON-METALLIC MINERAL PRODUCTS	1.6	--	--	0.9	0.9	--
26	PETROLEUM & COAL PRODUCTS	139.0	2.0	6.8	33.0	25.3	8.0
27	CHEMICALS, CHEMICAL PROD.	3.8	0.2	--	2.6	3.2	--
28	MISC. MANUFACTURED PRODUCTS	2.2	0.6	--	0.9	4.0	--
29	RESIDENTIAL CONSTRUCTION	--	--	--	--	--	--
30	NON-RESIDENTIAL CONSTRUCTION	--	--	--	--	--	--
31	REPAIR CONSTRUCTION	160.8	39.0	58.8	4.9	27.0	575.5
32	TRANSPORTATION & STORAGE	260.8	65.0	2.3	96.8	45.2	3.0
33	COMMUNICATION SERVICES	42.6	29.4	3.9	107.1	82.1	82.1
34	OTHER UTILITIES	17.1	2.5	21.2	18.1	72.4	26.2
35	WHOLESALE MARGINS	64.4	2.3	3.8	34.6	23.9	3.0
36	RETAIL MARGINS	26.3	4.1	0.7	7.7	8.6	1.6
37	IMPUTED RENT OWNER OCPD, DWEL.	--	--	--	--	--	--
38	OTHER FINANCE, INS. REAL ESTATE	85.5	22.9	31.2	146.8	331.7	456.9
39	BUSINESS SERVICES	17.4	5.6	5.3	47.4	31.3	95.2
40	PERSONAL & OTHER MISC. SERVICE	56.6	32.2	4.9	29.0	26.5	27.6
41	TRANSPORTATION MARGINS	14.1	0.8	3.2	6.3	9.3	0.8
42	OPERATING, OFFICE LAB & FOOD	163.9	31.4	11.9	119.5	219.5	222.7
43	TRAVEL, ADVERTISING, PROMOTION	35.5	10.8	5.7	173.0	150.6	142.8
44	NON-COMPETING IMPORTS	--	--	--	--	4.4	--
45	UNALLOCATED IMPORTS & EXPORTS	--	--	--	--	--	--
46	NET INDIRECT TAXES	90.6	34.8	36.5	31.1	119.9	1200.4
47	LABOUR INCOME	1454.9	544.4	237.6	1246.8	1826.1	1105.9
48	NET INCOME UNINC. BUSINESS	83.3	--	--	164.0	533.0	1171.4
49	OTHER OPERATING SURPLUS	770.6	396.4	652.0	460.3	558.7	2079.7
	TOTAL	3625.2	1192.6	1100.9	2758.6	4469.7	7215.4

NOTE: DETAIL MAY NOT ADD DUE TO ROUNDING.

TABLE 11. USE (INPUT) MATRIX (AGGREGATION - S). 1962 (MILLIONS OF DOLLARS) - CONCLUDED

NO.	COMMODITY AGGREGATION - S	BUSINESS & PERSONAL SERVICES	TRANS. MARGINS	OPERATING OFFICE SUPPLIES	TRAVEL, PROMOTION, ADVTG.	TOTAL INDUSTRIES
1	GRAINS	--	--	--	--	281.6
2	OTHER AGRICULTURAL PRODUCTS	39.7	--	25.3	--	1921.8
3	FORESTRY PRODUCTS	--	--	--	--	780.5
4	FISHING & TRAPPING PRODUCTS	6.3	--	0.8	--	118.7
5	METALLIC ORES & CONCENTRATES	0.4	--	--	--	821.5
6	MINERAL FUELS	1.1	--	--	--	958.3
7	NON-METALLIC MINERALS	0.3	--	0.2	--	164.0
8	SERVICES INCIDENTAL TO MINING	--	--	--	--	120.5
9	MEAT, FISH & DAIRY PRODUCTS	294.9	--	87.4	--	812.6
10	FRUIT, VEG. FEED, MISC. FOOD PROD.	83.9	--	51.0	--	917.4
11	BEVERAGES	8.8	--	8.0	21.3	64.2
12	TOBACCO & TOBACCO PRODUCTS	--	--	--	--	84.7
13	RUBBER, LEATHER, PLASTIC FAB. PRO.	4.6	--	93.5	3.1	467.8
14	TEXTILE PRODUCTS	32.1	--	21.2	--	1004.6
15	KNITTED PRODUCTS & CLOTHING	1.0	--	7.2	--	94.0
16	LUMBER, SAWMILL, OTHER WOOD PROD.	13.0	--	1.5	--	740.9
17	FURNITURE & FIXTURES	0.6	--	--	--	33.4
18	PAPER & PAPER PRODUCTS	30.8	--	130.2	--	1221.9
19	PRINTING & PUBLISHING	4.0	--	228.2	397.0	743.7
20	PRIMARY METAL PRODUCTS	1.8	--	11.5	--	1724.1
21	METAL FABRICATED PRODUCTS	2.8	--	181.2	--	1747.2
22	MACHINERY & EQUIPMENT	--	--	309.2	--	644.6
23	AUTOS, TRUCKS, OTHER TRANSP. EQP.	--	--	120.6	12.4	1053.0
24	ELEC. & COMMUNICATIONS PROD.	0.4	--	122.3	1.9	859.9
25	NON-METALLIC MINERAL PRODUCTS	3.7	--	11.9	--	825.6
26	PETROLEUM & COAL PRODUCTS	22.0	--	3.0	28.7	808.2
27	CHEMICALS, CHEMICAL PROD.	52.3	--	170.7	1.0	1328.2
28	MISC. MANUFACTURED PRODUCTS	35.5	--	96.8	29.8	374.6
29	RESIDENTIAL CONSTRUCTION	--	--	--	--	--
30	NON-RESIDENTIAL CONSTRUCTION	--	--	--	--	--
31	REPAIR CONSTRUCTION	12.6	--	--	--	1131.3
32	TRANSPORTATION & STORAGE	11.5	1641.8	--	205.8	2697.4
33	COMMUNICATION SERVICES	71.1	--	--	115.9	666.3
34	OTHER UTILITIES	24.1	--	--	--	542.2
35	WHOLESALE MARGINS	48.0	--	280.2	23.2	1600.0
36	RETAIL MARGINS	19.7	--	116.2	26.4	313.1
37	IMPUTED RENT OWNER OCPD, DWEL.	--	--	--	--	--
38	OTHER FINANCE, INS. REAL ESTATE	210.9	--	--	--	2135.8
39	BUSINESS SERVICES	63.7	--	--	149.3	809.0
40	PERSONAL & OTHER MISC. SERVICE	103.2	--	396.7	346.9	1252.2
41	TRANSPORTATION MARGINS	18.3	--	70.6	8.1	919.8
42	OPERATING, OFFICE LAB & FOOD	250.0	--	--	--	2281.4
43	TRAVEL, ADVERTISING, PROMOTION	101.3	--	--	--	1381.3
44	NON-COMPETING IMPORTS	3.7	--	2.2	--	220.3
45	UNALLOCATED IMPORTS & EXPORTS	--	--	79.1	60.5	139.6
46	NET INDIRECT TAXES	114.1	--	193.7	101.6	2432.1
47	LABOUR INCOME	1377.6	--	--	--	17658.4
48	NET INCOME UNINC. BUSINESS	1008.0	--	--	--	4804.2
49	OTHER OPERATING SURPLUS	435.0	--	--	--	10603.1
	TOTAL	4513.0	1641.8	2820.6	1532.7	72304.6

NOTE: DETAIL MAY NOT ADD DUE TO ROUNDING.

TABLE 12. FINAL DEMAND MATRIX (AGGREGATION - S), 1962 (MILLIONS OF DOLLARS)

NO.	COMMODITY AGGREGATION - S	CONS. EXP. DURABLE	CONS. EXP. SEMI-DURABLE	CONS. EXP. NON-DURABLE	CONS. EXP. SERVICES	CONS. TRUCTION BUSINESS	CONS. TRUCTION GOVERNMENT	MACHINERY EQUIPMENT BUSINESS	MACHINERY EQUIPMENT GOVERNMENT
1	GRAINS	--	--	--	--	--	--	--	--
2	OTHER AGRICULTURAL PRODUCTS	--	6.5	535.1	6.0	--	--	--	--
3	FORESTRY PRODUCTS	--	--	35.7	--	--	--	--	--
4	FISHING & TRAPPING PRODUCTS	--	--	7.1	--	--	--	--	--
5	METALLIC ORES & CONCENTRATES	--	--	--	--	--	--	--	--
6	MINERALS FUELS	--	--	51.4	4.4	--	--	--	--
7	NON-METALLIC MINERALS	--	1.9	3.4	--	--	--	--	--
8	SERVICES INCIDENTAL TO MINING	--	--	--	--	80.1	--	--	--
9	MEAT, FISH & DAIRY PRODUCTS	--	--	1888.6	--	--	--	--	--
10	FRUIT, VEG. FEED, MISC. FOOD PROD.	--	--	1446.8	--	--	--	--	--
11	BEVERAGES	--	--	543.1	--	--	--	--	--
12	TOBACCO & TOBACCO PRODUCTS	--	--	246.1	--	--	--	--	--
13	RUBBER, LEATHER, PLASTIC, FAB. PRO.	64.6	330.0	5.8	--	--	--	3.9	1.0
14	TEXTILE PRODUCTS	61.7	189.8	20.1	--	--	--	3.5	0.4
15	KNITTED PRODUCTS & CLOTHING	--	1103.2	--	--	--	--	--	--
16	LUMBERS, SAWMILL OTHER WOOD PROD.	10.8	14.1	0.4	--	--	--	4.6	0.1
17	FURNITURE & FIXTURES	263.6	11.0	--	--	--	--	63.9	19.0
18	PAPER & PAPER PRODUCTS	--	14.0	85.1	--	--	--	--	--
19	PRINTING & PUBLISHING	--	236.4	--	7.9	--	--	--	--
20	PRIMARY METAL PRODUCTS	--	--	2.8	--	--	--	-34.0	--
21	METAL FABRICATED PRODUCTS	13.7	63.3	7.4	--	--	--	64.6	7.2
22	MACHINERY & EQUIPMENT	18.8	12.1	--	--	--	--	932.4	39.2
23	AUTOS, TRUCKS, OTHER TRANSP. EQP.	1058.3	--	--	--	3.8	--	486.3	56.6
24	ELEC. & COMMUNICATIONS PROD.	422.8	31.9	--	--	--	--	416.5	12.2
25	NON-METALLIC MINERAL PRODUCTS	--	53.1	--	--	--	--	10.9	0.1
26	PETROLEUM & COAL PRODUCTS	--	0.6	844.1	4.6	--	--	--	--
27	CHEMICALS, CHEMICAL PROD.	5.6	54.7	337.5	--	--	--	--	--
28	MISC. MANUFACTURED PRODUCTS	196.6	130.2	36.0	5.1	--	--	61.0	36.4
29	RESIDENTIAL CONSTRUCTION	--	--	--	--	1543.0	9.0	--	--
30	NON-RESIDENTIAL CONSTRUCTION	--	--	--	--	2450.0	1683.2	--	--
31	REPAIR CONSTRUCTION	--	--	--	13.4	--	--	--	--
32	TRANSPORTATION & STORAGE	--	--	28.8	494.7	--	--	--	--
33	COMMUNICATION SERVICES	--	--	--	379.2	--	--	--	--
34	OTHER UTILITIES	--	--	454.7	119.6	--	--	--	--
35	WHOLESALE MARGINS	201.1	183.4	507.9	2.3	0.5	--	289.4	15.2
36	RETAIL MARGINS	709.9	1062.7	1508.3	3.9	0.3	--	56.9	4.7
37	IMPLIED RENT OWNER OCED. DWEL.	--	--	--	2623.4	--	--	--	--
38	OTHER FINANCE, INS. REAL ESTATE	--	--	--	2332.2	349.0	--	--	--
39	BUSINESS SERVICES	--	--	--	108.7	--	--	--	--
40	PERSONAL & OTHER MISC. SERVICE	303.4	52.5	--	3221.3	--	--	--	--
41	TRANSPORTATION MARGINS	44.9	76.8	162.9	0.7	0.1	--	54.5	4.0
42	OPERATING OFFICE LAB & FOOD	--	--	--	52.0	--	--	--	--
43	TRAVEL, ADVERTISING, PROMOTION	--	--	--	23.2	--	--	--	--
44	NON-COMPETING IMPORTS	--	--	94.1	--	--	--	--	--
45	UNALLOCATED IMPORTS & EXPORTS	--	--	--	24.0	--	--	--	--
46	NET INDIRECT TAXES	362.4	304.7	1430.8	64.8	0.3	--	154.8	15.1
47	LABOUR INCOME	--	--	--	639.1	--	--	--	--
48	NET INCOME UNINC. BUSINESS	--	--	--	--	--	--	--	--
49	OTHER OPERATING SURPLUS	--	--	--	43.2	--	--	--	--
TOTAL		3738.2	3935.9	9981.3	10173.7	4427.1	1692.2	2560.8	211.0

NOTE: DETAIL MAY NOT ADD DUE TO ROUNDING.

TABLE 12. FINAL DEMAND MATRIX (AGGREGATION - S), 1962 (MILLIONS OF DOLLARS) - CONCLUDED

NO.	COMMODITY AGGREGATION - S	INVENTORIES	DOMESTIC EXPORTS	RE-EXPORTS	IMPORTS	GOVT. GROSS CURRENT EXPEND.	GOVT. SALE OF GOOD & SERVICES	FINAL EXPEND. ON GDP
1	GRAINS	185.0	549.5	0.1	-48.9	--	-0.4	685.3
2	OTHER AGRICULTURAL PRODUCTS	37.2	191.0	1.5	-236.2	4.2	-4.0	541.2
3	FORESTRY PRODUCTS	--	43.6	1.5	-18.3	--	--	62.4
4	FISHING & TRAPPING PRODUCTS	2.3	39.7	1.0	-27.3	--	-0.1	22.7
5	METALLIC ORES & CONCENTRATES	8.1	570.2	0.3	-155.9	--	--	422.6
6	MINERALS FUELS	-11.0	290.1	0.1	-528.9	11.1	--	-182.8
7	NON-METALLIC MINERALS	20.5	157.6	3.7	-61.0	12.9	--	139.0
8	SERVICES INCIDENTAL TO MINING	--	--	--	--	--	--	80.1
9	MEAT, FISH & DAIRY PRODUCTS	-11.2	212.8	2.3	-105.2	--	--	1987.4
10	FRUIT, VEG. FEED, MISC. FOOD PROD.	8.2	139.0	3.2	-285.8	--	--	1311.4
11	BEVERAGES	11.6	89.0	--	-77.0	--	--	566.7
12	TOBACCO & TOBACCO PRODUCTS	-14.8	34.6	--	-11.5	--	--	254.5
13	RUBBER, LEATHER, PLASTIC, FAB. PRO.	3.3	33.1	1.7	-155.5	--	--	288.1
14	TEXTILE PRODUCTS	61.5	45.6	3.3	-433.1	9.6	-0.1	-37.8
15	KNITTED PRODUCTS & CLOTHING	-18.4	13.5	1.1	-99.2	5.6	-0.2	1005.5
16	LUMBERS, SAWMILL OTHER WOOD PROD.	6.4	461.5	1.2	-73.9	--	-0.1	-425.0
17	FURNITURE & FIXTURES	0.3	3.3	0.3	-30.4	2.0	--	332.9
18	PAPER & PAPER PRODUCTS	35.0	1141.7	0.9	-104.0	--	--	1172.7
19	PRINTING & PUBLISHING	1.9	6.7	2.1	-128.3	15.8	-2.9	140.3
20	PRIMARY METAL PRODUCTS	11.5	1030.1	23.5	-287.0	20.5	--	767.4
21	METAL FABRICATED PRODUCTS	9.0	49.4	8.0	-345.3	25.3	-0.8	-98.3
22	MACHINERY & EQUIPMENT	111.3	165.4	26.7	-1106.3	7.1	-0.1	196.8
23	AUTOS, TRUCKS, OTHER TRANSP. EQP.	58.6	228.0	43.8	-955.9	273.8	--	1253.4
24	ELEC. & COMMUNICATIONS PROD.	48.4	93.7	12.0	-495.4	57.2	--	599.3
25	NON-METALLIC MINERAL PRODUCTS	16.1	40.3	0.7	-173.5	--	--	-52.0
26	PETROLEUM & COAL PRODUCTS	48.5	20.2	0.5	-151.3	69.0	-0.4	535.8
27	CHEMICALS, CHEMICAL PROD.	21.2	198.9	4.8	-643.6	64.4	-0.1	243.3
28	MISC. MANUFACTURED PRODUCTS	1.7	55.3	14.6	-360.5	47.9	-0.1	224.1
29	RESIDENTIAL CONSTRUCTION	--	--	--	--	3.0	--	1555.0
30	NON-RESIDENTIAL CONSTRUCTION	--	--	--	--	65.8	--	4199.0
31	REPAIR CONSTRUCTION	--	--	--	--	399.5	--	412.9
32	TRANSPORTATION & STORAGE	--	373.9	--	-90.0	79.2	-14.8	871.9
33	COMMUNICATION SERVICES	--	10.1	--	-8.4	65.4	--	446.3
34	OTHER UTILITIES	--	16.9	--	-3.5	95.1	-131.7	551.2
35	WHOLESALE MARGINS	--	146.9	7.3	-6.6	42.1	--	1389.5
36	RETAIL MARGINS	--	--	--	--	11.6	-0.1	3358.3
37	IMPLIED RENT OWNER OCED. DWEL.	--	--	--	--	--	--	2623.4
38	OTHER FINANCE, INS. REAL ESTATE	--	32.1	--	-105.8	79.8	-52.6	2634.6
39	BUSINESS SERVICES	--	45.3	--	-148.1	107.3	-6.7	106.5
40	PERSONAL & OTHER MISC. SERVICE	--	1.2	--	-8.1	152.6	-313.3	3409.7
41	TRANSPORTATION MARGINS	--	354.8	5.3	--	17.9	--	722.0
42	OPERATING OFFICE LAB & FOOD	--	--	--	--	487.1	--	529.1
43	TRAVEL, ADVERTISING, PROMOTION	--	--	--	--	128.2	--	151.4
44	NON-COMPETING IMPORTS	3.7	--	0.1	-318.2	--	--	-220.3
45	UNALLOCATED IMPORTS & EXPORTS	--	853.8	--	-1016.6	--	--	-139.6
46	NET INDIRECT TAXES	--	0.6	--	636.0	--	--	3013.7
47	LABOUR INCOME	--	--	--	--	4170.2	--	4809.3
48	NET INCOME UNINC. BUSINESS	--	--	--	--	--	--	--
49	OTHER OPERATING SURPLUS	--	--	--	--	573.9	--	617.1
TOTAL		655.8	7738.6	171.6	-7968.4	7149.4	-528.6	43937.8

NOTE: DETAIL MAY NOT ADD DUE TO ROUNDING.

TABLE 13. IMPACT (INVERSE) MATRIX (AGGREGATION - S). 1962

NO.	COMMODITY AGGREGATION - S	AGRICUL- TURE	FOREN- TRY	FISHING, HUNTING & TRAPPING	MINES QUARRIES & OIL WELLS	MANUFAC- TURING	CONSTRUC- TION	TRANS. & STORAGE	COMMUNI- CATION
1	GRAINS.....	1.0519	0.0074	0.0009	0.0137	0.2719	0.0291	0.0338	0.0080
2	OTHER AGRICULTURAL PRODUCTS.....	1.0504	0.0082	0.0009	0.0137	0.2717	0.0291	0.0338	0.0080
3	FORESTRY PRODUCTS.....	0.0667	1.0283	0.0007	0.0103	0.2029	0.0370	0.1077	0.0110
4	FISHING & TRAPPING PRODUCTS.....	0.0156	0.0064	1.0160	0.0141	0.2349	0.0095	0.0348	0.0067
5	METALLIC ORES & CONCENTRATES.....	0.0187	0.0075	0.0009	0.9330	0.2757	0.0243	0.0298	0.0090
6	MINERALS FUELS.....	0.0099	0.0037	0.0005	1.0804	0.1335	0.0251	0.0260	0.0083
7	NON-METALLIC MINERALS.....	0.0127	0.0049	0.0006	1.0062	0.1787	0.0248	0.0272	0.0085
8	SERVICES INCIDENTAL TO MINING.....	0.0099	0.0037	0.0005	1.0404	0.1334	0.0251	0.0260	0.0083
9	MEAT,FISH & DAIRY PRODUCTS.....	0.1012	0.0344	0.0042	0.0555	1.3062	0.0180	0.0576	0.0162
10	FRUIT,VEG.FEED,MISC FOOD PROD.....	0.0952	0.0374	0.0046	0.0601	1.4189	0.0178	0.0603	0.0150
11	BEVERAGES.....	0.0908	0.0377	0.0046	0.0606	1.4317	0.0178	0.0605	0.0149
12	TOBACCO & TOBACCO PRODUCTS.....	0.0908	0.0377	0.0046	0.0606	1.4317	0.0178	0.0605	0.0149
13	RUBBER,LEATHER,PLASTIC FAB,PRO.....	0.0905	0.0376	0.0046	0.0604	1.4270	0.0178	0.0605	0.0150
14	TEXTILE PRODUCTS.....	0.0904	0.0375	0.0046	0.0603	1.4249	0.0178	0.0605	0.0150
15	KNITTED PRODUCTS & CLOTHING.....	0.0907	0.0377	0.0046	0.0606	1.4307	0.0178	0.0605	0.0150
16	LUMBER,SAWMILL,OTHER WOOD PROD.....	0.0906	0.0386	0.0046	0.0605	1.4285	0.0178	0.0606	0.0150
17	FURNITURE & FIXTURES.....	0.0904	0.0375	0.0046	0.0603	1.4247	0.0178	0.0605	0.0150
18	PAPER & PAPER PRODUCTS.....	0.0907	0.0377	0.0046	0.0605	1.4293	0.0178	0.0605	0.0150
19	PRINTING & PUBLISHING.....	0.0907	0.0377	0.0046	0.0606	1.4308	0.0178	0.0605	0.0150
20	PRIMARY METAL PRODUCTS.....	0.0908	0.0377	0.0046	0.0609	1.4313	0.0178	0.0605	0.0149
21	METAL FABRICATED PRODUCTS.....	0.0906	0.0376	0.0046	0.0604	1.4281	0.0178	0.0605	0.0150
22	MACHINERY & EQUIPMENT.....	0.0902	0.0378	0.0046	0.0679	1.4215	0.0179	0.0603	0.0149
23	AUTOS,TRUCKS,OTHER TRANSP. EQP.....	0.0904	0.0376	0.0046	0.0604	1.4258	0.0180	0.0653	0.0150
24	ELEC. & COMMUNICATIONS PROD.....	0.0883	0.0367	0.0045	0.0589	1.3912	0.0185	0.0607	0.0455
25	NON-METALLIC MINERAL PRODUCTS.....	0.0904	0.0375	0.0046	0.0638	1.4249	0.0178	0.0604	0.0150
26	PETROLEUM & COAL PRODUCTS.....	0.0897	0.0373	0.0046	0.0682	1.4146	0.0181	0.0600	0.0148
27	CHEMICALS,CHEMICAL PROD.....	0.0906	0.0376	0.0046	0.0628	1.4287	0.0178	0.0604	0.0149
28	MISC. MANUFACTURED PRODUCTS.....	0.0893	0.0371	0.0046	0.0596	1.4075	0.0177	0.0605	0.0152
29	RESIDENTIAL CONSTRUCTION.....	0.0346	0.0148	0.0017	0.0341	0.5182	1.0110	0.0571	0.0114
30	NON-RESIDENTIAL CONSTRUCTION.....	0.0346	0.0148	0.0017	0.0341	0.5182	1.0110	0.0571	0.0114
31	REPAIR CONSTRUCTION.....	0.0346	0.0148	0.0017	0.0341	0.5182	1.0110	0.0571	0.0114
32	TRANSPORTATION & STORAGE.....	0.0129	0.0083	0.0006	0.0097	0.1749	0.0541	1.0884	0.0182
33	COMMUNICATION SERVICES.....	0.0074	0.0030	0.0004	0.0050	0.0987	0.0404	0.0683	1.0301
34	OTHER UTILITIES.....	0.0051	0.0022	0.0003	0.0141	0.0729	0.0580	0.0196	0.0064
35	WHOLESALE MARGINS.....	0.0238	0.0096	0.0012	0.0155	0.3398	0.0136	0.0615	0.0285
36	RETAIL MARGINS.....	0.0536	0.0036	0.0005	0.0072	0.1282	0.0186	0.0313	0.0314
37	IMPLIED RENT OWNER OCPD. DWEL.....	0.0065	0.0025	0.0003	0.0055	0.0882	0.0879	0.0132	0.0168
38	OTHER FINANCE,INS. REAL ESTATE.....	0.0081	0.0031	0.0004	0.0125	0.1056	0.0895	0.0170	0.0170
39	BUSINESS SERVICES.....	0.0307	0.0090	0.0021	0.0149	0.3319	0.0141	0.0337	0.0583
40	PERSONAL & OTHER MISC. SERVICE.....	0.0305	0.0118	0.0018	0.0137	0.2533	0.0201	0.0370	0.0250
41	TRANSPORTATION MARGINS.....	0.0125	0.0080	0.0006	0.0094	0.1694	0.0524	1.0544	0.0176
42	OPERATING,OFFICE,LAB & FOOD.....	0.0560	0.0187	0.0026	0.0299	0.6789	0.0139	0.0646	0.0153
43	TRAVEL, ADVERTISING, PROMOTION.....	0.0374	0.0151	0.0020	0.0229	0.5101	0.0212	0.1809	0.0950

TABLE 13. IMPACT (INVERSE) MATRIX (AGGREGATION - S). 1962 - CONCLUDED

NO.	COMMODITY AGGREGATION - S	ELEC POWER GAS,OTHER UTILITIES	WHOLESALE TRADE	RETAIL TRADE	FINANCE, INS. & REAL EST	BUSINESS & PERSONAL SERVICES	TRANS. MARGINS	OPERATING OFFICE SUPPLIES	TRAVEL, PROMOTION, ADV'G.
1	GRAINS.....	0.0111	0.0341	0.0116	0.0487	0.0163	0.0225	0.0500	0.0117
2	OTHER AGRICULTURAL PRODUCTS.....	0.0111	0.0341	0.0124	0.0488	0.0163	0.0224	0.0500	0.0118
3	FORESTRY PRODUCTS.....	0.0070	0.0311	0.0172	0.0095	0.0484	0.0127	0.1382	0.0192
4	FISHING & TRAPPING PRODUCTS.....	0.0043	0.0282	0.0106	0.0221	0.0184	0.0158	0.0306	0.0097
5	METALLIC ORES & CONCENTRATES.....	0.0210	0.0235	0.0095	0.0885	0.0373	0.0131	0.0775	0.0176
6	MINERALS FUELS.....	0.0216	0.0215	0.0092	0.0949	0.0378	0.0105	0.0797	0.0144
7	NON-METALLIC MINERALS.....	0.0214	0.0221	0.0093	0.0928	0.0376	0.0113	0.0780	0.0154
8	SERVICES INCIDENTAL TO MINING.....	0.0216	0.0215	0.0092	0.0949	0.0378	0.0105	0.0797	0.0144
9	MEAT,FISH & DAIRY PRODUCTS.....	0.0160	0.0410	0.0924	0.0408	0.0337	0.0317	0.0600	0.0429
10	FRUIT,VEG.FEED,MISC FOOD PROD.....	0.0159	0.0432	0.0139	0.0371	0.0340	0.0338	0.0598	0.0431
11	BEVERAGES.....	0.0160	0.0400	0.0118	0.0369	0.0341	0.0340	0.0599	0.0434
12	TOBACCO & TOBACCO PRODUCTS.....	0.0160	0.0400	0.0118	0.0369	0.0341	0.0340	0.0599	0.0434
13	RUBBER,LEATHER,PLASTIC FAB,PRO.....	0.0159	0.0436	0.0118	0.0370	0.0341	0.0339	0.0599	0.0435
14	TEXTILE PRODUCTS.....	0.0159	0.0437	0.0133	0.0370	0.0341	0.0339	0.0599	0.0435
15	KNITTED PRODUCTS & CLOTHING.....	0.0160	0.0405	0.0120	0.0369	0.0341	0.0340	0.0599	0.0434
16	LUMBER,SAWMILL,OTHER WOOD PROD.....	0.0160	0.0416	0.0118	0.0370	0.0341	0.0340	0.0599	0.0434
17	FURNITURE & FIXTURES.....	0.0159	0.0453	0.0118	0.0370	0.0342	0.0339	0.0599	0.0435
18	PAPER & PAPER PRODUCTS.....	0.0160	0.0418	0.0118	0.0369	0.0341	0.0340	0.0599	0.0434
19	PRINTING & PUBLISHING.....	0.0160	0.0407	0.0118	0.0369	0.0341	0.0340	0.0599	0.0434
20	PRIMARY METAL PRODUCTS.....	0.0160	0.0400	0.0118	0.0369	0.0341	0.0340	0.0599	0.0434
21	METAL FABRICATED PRODUCTS.....	0.0160	0.0428	0.0118	0.0370	0.0341	0.0340	0.0599	0.0435
22	MACHINERY & EQUIPMENT.....	0.0160	0.0399	0.0117	0.0373	0.0341	0.0338	0.0601	0.0432
23	AUTOS,TRUCKS,OTHER TRANSP. EQP.....	0.0159	0.0400	0.0118	0.0369	0.0341	0.0339	0.0599	0.0433
24	ELEC. & COMMUNICATIONS PROD.....	0.0156	0.0394	0.0118	0.0366	0.0341	0.0332	0.0592	0.0425
25	NON-METALLIC MINERAL PRODUCTS.....	0.0160	0.0418	0.0118	0.0371	0.0341	0.0339	0.0599	0.0433
26	PETROLEUM & COAL PRODUCTS.....	0.0209	0.0397	0.0117	0.0373	0.0340	0.0337	0.0598	0.0430
27	CHEMICALS,CHEMICAL PROD.....	0.0160	0.0400	0.0118	0.0370	0.0341	0.0340	0.0599	0.0433
28	MISC. MANUFACTURED PRODUCTS.....	0.0158	0.0584	0.0118	0.0374	0.0344	0.0335	0.0599	0.0439
29	RESIDENTIAL CONSTRUCTION.....	0.0075	0.0638	0.0164	0.0324	0.0452	0.0358	0.0491	0.0250
30	NON-RESIDENTIAL CONSTRUCTION.....	0.0075	0.0638	0.0164	0.0324	0.0452	0.0358	0.0491	0.0250
31	REPAIR CONSTRUCTION.....	0.0075	0.0638	0.0164	0.0324	0.0452	0.0358	0.0491	0.0250
32	TRANSPORTATION & STORAGE.....	0.0075	0.0302	0.0191	0.0354	0.0335	0.0113	0.0629	0.0198
33	COMMUNICATION SERVICES.....	0.0040	0.0121	0.0118	0.0122	0.0364	0.0053	0.0386	0.0153
34	OTHER UTILITIES.....	0.0086	0.0099	0.0042	0.0332	0.0161	0.0066	0.0189	0.0094
35	WHOLESALE MARGINS.....	0.0097	0.0686	0.0131	0.0586	0.0476	0.0121	0.0589	0.0672
36	RETAIL MARGINS.....	0.0189	0.0174	0.0959	0.0825	0.0437	0.0081	0.0636	0.0414
37	IMPLIED RENT OWNER OCPD. DWEL.....	0.0049	0.0116	0.0065	1.0687	0.0292	0.0054	0.0415	0.0258
38	OTHER FINANCE,INS. REAL ESTATE.....	0.0054	0.0162	0.0124	1.0270	0.0383	0.0060	0.0425	0.0262
39	BUSINESS SERVICES.....	0.0089	0.0256	0.0193	0.0551	0.9212	0.0137	0.0704	0.0338
40	PERSONAL & OTHER MISC. SERVICE.....	0.0128	0.0614	0.1434	0.0646	0.8249	0.0122	0.0705	0.0360
41	TRANSPORTATION MARGINS.....	0.0073	0.0292	0.0185	0.0343	0.0325	1.0109	0.0609	0.0192
42	OPERATING,OFFICE,LAB & FOOD.....	0.0105	0.1137	0.0692	0.0348	1.1304	0.0429	1.0450	0.0320
43	TRAVEL, ADVERTISING, PROMOTION.....	0.0097	0.0448	0.0560	0.0375	0.2689	0.0205	0.0505	1.0278

TABLE 14. MAKE (OUTPUT) MATRIX (AGGREGATION - M), 1962 (MILLIONS OF DOLLARS)

NO.	COMMODITY AGGREGATION - M	AGRICUL- TURE	FOREST- RY	FISHING, HUNTING & TRAPPING	METAL MINES	MINERAL FUELS	NON METAL MINES & QUARRIES	SERVICES INCIDENTAL TO MINING	FOOD & BEVERAGE INDUSTRIES
1	GRAINS.....	966.3	0.6
2	LIVE ANIMALS.....	1190.9
3	OTHER AGRICULTURAL PRODUCTS.....	1266.9	1.7	1.2
4	FORESTRY PRODUCTS.....	37.7	799.7
5	FISH LANDINGS.....	131.0
6	HUNTING & TRAPPING PRODUCTS.....	10.4
7	IRON ORES & CONCENTRATES.....	224.1
8	OTHER METAL ORES & CONCENTRATES.....	883.7
9	COAL.....	50.5
10	CRUDE MINERAL OILS.....	626.9
11	NATURAL GAS.....	98.1
12	NON-METALLIC MINERALS.....	15.5	277.0	..	0.8
13	SERVICES INCIDENTAL TO MINING.....	16.6	..	0.9	183.1	..
14	MEAT PRODUCTS.....	39.5	1373.3
15	DAIRY PRODUCTS.....	0.2	913.2
16	FISH PRODUCTS.....	219.4
17	FRUITS & VEGETABLES PREPARATIONS.....	363.8
18	FEEDS.....	403.4
19	FLOUR, WHEAT MEAL & OTHER CEREALS.....	191.6
20	BREAKFAST CEREAL & BAKERY PROD.....	517.9
21	SUGAR.....	128.0
22	MISC. FOOD PRODUCTS.....	11.0	596.8
23	SOFT DRINKS.....	183.0
24	ALCOHOLIC BEVERAGES.....	447.8
25	TOBACCO PROCESSED UNMANUFACTURED.....
26	CIGARETTES & TOBACCO MFG.....
27	TIRES & TUBES.....
28	OTHER RUBBER PRODUCTS.....
29	PLASTIC FABRICATED PRODUCTS.....
30	LEATHER & LEATHER PRODUCTS.....
31	YARNS & MAN MADE FIBRES.....
32	FABRICS.....
33	OTHER TEXTILE PRODUCTS.....
34	HOSIERY & KNITTED WEAR.....
35	CLOTHING & ACCESSORIES.....
36	LUMBER & TIMBER.....	..	1.0
37	VENEER & PLYWOOD.....
38	OTHER WOOD FABRICATED MATERIALS.....
39	FURNITURE & FIXTURES.....
40	PULP.....
41	NEWSPRINT & OTHER PAPER STOCK.....
42	PAPER PRODUCTS.....	1.9
43	PRINTING & PUBLISHING.....
44	ADVERTISING, PRINT MEDIA.....
45	IRON & STEEL PRODUCTS.....
46	ALUMINUM PRODUCTS.....
47	COPPER & COPPER ALLOY PRODUCTS.....
48	NICKEL PRODUCTS.....
49	OTHER NON FERROUS METAL PRODUCTS.....	0.7
50	BOILERS, TANKS & PLATES.....
51	FABRICATED STRUCTURAL METAL PROD.....
52	OTHER METAL FABRICATED PRODUCTS.....
53	AGRICULTURAL MACHINERY.....
54	OTHER INDUSTRIAL MACHINERY.....	..	0.3	..	2.3	2.5	0.5	1.0	0.9
55	MOTOR VEHICLES.....
56	MOTOR VEHICLE PARTS.....
57	OTHER TRANSPORT EQUIPMENT.....
58	APPLIANCES & RECEIVERS HOUSEHOLD.....
59	OTHER ELECTRICAL PRODUCTS.....
60	CEMENT & CONCRETE PRODUCTS.....	1.2
61	OTHER NON-METALLIC MINERAL PROD.....	1.4
62	GASOLINE & FUEL OIL.....
63	OTHER PETROLEUM & COAL PROD.....	10.7
64	INDUSTRIAL CHEMICALS.....	0.1	..	4.9
65	FERTILIZERS.....	3.4
66	PHARMACEUTICALS.....	4.9
67	OTHER CHEMICAL PRODUCTS.....	25.5
68	SCIENTIFIC EQUIPMENT.....
69	OTHER MANUFACTURED PRODUCTS.....	0.5
70	RESIDENTIAL CONSTRUCTION.....
71	NON RESIDENTIAL CONSTRUCTION.....
72	REPAIR CONSTRUCTION.....
73	PIPELINE TRANSPORTATION.....
74	TRANSPORTATION & STORAGE.....	..	10.6	0.2
75	RADIO & TELEVISION BROADCASTING.....
76	TELEPHONE & TELEGRAPH.....
77	POSTAL SERVICES.....
78	ELECTRIC POWER.....	..	0.1	..	0.7	0.1
79	OTHER UTILITIES.....
80	WHOLESALE MARGINS.....	..	0.8	0.3	0.1	..	80.5
81	RETAIL MARGINS.....
82	IMPLIED RENT OWNER OCCUP. DWEL.....
83	OTHER FINANCE INS. REAL ESTATE.....	0.8	0.3	..	4.7	22.3	1.3	0.3	3.6
84	BUSINESS SERVICES.....
85	EDUCATION SERVICES.....
86	HEALTH SERVICES.....
87	AMUSEMENT & RECREATION SERVICES.....
88	ACCOMMODATION & FOOD SERVICES.....	..	21.0	..	4.3	..	0.3	..	3.5
89	OTHER PERSONAL & MISC. SERVICES.....	0.4	1.3	0.2	1.4	0.8	1.8
90	TRANSPORTATION MARGINS.....
91	OPERATING, OFFICE, LAB. & FOOD.....
92	TRAVEL, ADVERTISING & PROMOTION.....
TOTAL.....		3513.3	835.6	141.8	1138.4	827.1	287.6	185.1	5473.1

NOTE: DETAIL MAY NOT ADD DUE TO ROUNDING AND SUPPRESSION OF CONFIDENTIAL COMMODITIES

TABLE 14. MAKE (OUTPUT) MATRIX (AGGREGATION - M), 1962 (MILLIONS OF DOLLARS) - CONTINUED

COMMODITY AGGREGATION - M	TOBACCO PRODUCTS INDUSTRIES	RUBBER & PLASTIC PROD. IND.	LEATHER INDUSTRIES	TEXTILE INDUSTRIES	KNITTING MILLS	CLOTHING INDUSTRIES	WOOD	FURNITURE, FIXTURE INDUSTRIES
1. GRAINS.....	--	--	--	--	--	--	--	--
2. LIVE ANIMALS.....	--	--	--	--	--	--	--	--
3. OTHER AGRICULTURAL PRODUCTS.....	--	--	--	--	--	--	--	--
4. FORESTRY PRODUCTS.....	--	--	--	--	--	--	4.7	--
5. FISH LANDINGS.....	--	--	--	--	--	--	--	--
6. HUNTING & TRAPPING PRODUCTS.....	--	--	--	--	--	--	--	--
7. IRON ORES & CONCENTRATES.....	--	--	--	--	--	--	--	--
8. OTHER METAL ORES & CONCENTRATES.....	--	--	--	--	--	--	--	--
9. COAL.....	--	--	--	--	--	--	--	--
10. CRUDE MINERAL OILS.....	--	--	--	--	--	--	--	--
11. NATURAL GAS.....	--	--	--	--	--	--	--	--
12. NON-METALLIC MINERALS.....	--	--	--	--	--	--	--	--
13. SERVICES INCIDENTAL TO MINING.....	--	--	--	--	--	--	--	--
14. MEAT PRODUCTS.....	2.0	--	--	--	--	--	--	--
15. DAIRY PRODUCTS.....	--	--	--	--	--	--	--	--
16. FISH PRODUCTS.....	--	--	--	--	--	--	--	--
17. FRUITS & VEGETABLES PREPARATIONS.....	--	--	--	--	--	--	--	--
18. FEEDS.....	--	--	--	--	--	--	--	--
19. FLOUR, WHEAT, MEAL & OTHER CEREALS.....	--	--	--	--	--	--	--	--
20. BREAKFAST CEREAL & BAKERY PROD.....	--	--	--	--	--	--	--	--
21. SUGAR.....	--	--	--	--	--	--	--	--
22. MISC. FOOD PRODUCTS.....	--	--	--	--	--	--	--	--
23. SOFT DRINKS.....	--	--	--	--	--	--	--	--
24. ALCOHOLIC BEVERAGES.....	--	--	--	--	--	--	--	--
25. TOBACCO PROCESSED UNMANUFACTURED..	97.4	--	--	--	--	--	--	--
26. CIGARETTES & TOBACCO MFG.....	341.8	--	--	--	--	--	--	--
27. TIRES & TUBES.....	--	178.1	--	--	--	--	--	--
28. OTHER RUBBER PRODUCTS.....	--	118.7	1.1	2.0	--	--	--	--
29. PLASTIC FABRICATED PRODUCTS.....	--	106.2	0.5	1.4	--	--	--	--
30. LEATHER & LEATHER PRODUCTS.....	--	--	298.6	0.6	--	--	--	--
31. YARNS & MAN MADE FIBRES.....	--	--	--	244.6	--	--	--	--
32. FABRICS.....	--	0.6	--	368.0	33.5	--	--	0.2
33. OTHER TEXTILE PRODUCTS.....	--	2.9	0.7	285.1	4.5	3.1	--	3.1
34. HOSIERY & KNITTED WEAR.....	--	--	--	--	183.9	15.9	--	--
35. CLOTHING & ACCESSORIES.....	--	11.1	4.9	26.3	11.7	842.9	--	0.1
36. LUMBER & TIMBER.....	--	--	--	--	--	--	626.9	--
37. VENEER & PLYWOOD.....	--	--	--	--	--	--	165.8	--
38. OTHER WOOD FABRICATED MATERIALS.....	--	--	--	--	--	--	336.7	21.2
39. FURNITURE & FIXTURES.....	--	1.5	0.9	1.6	--	--	8.3	328.2
40. PULP.....	--	--	--	--	--	--	--	--
41. NEWSPRINT & OTHER PAPER STOCK.....	--	--	--	--	--	--	--	--
42. PAPER PRODUCTS.....	--	22.4	0.7	4.2	--	--	1.7	--
43. PRINTING & PUBLISHING.....	--	--	--	--	--	--	--	--
44. ADVERTISING, PRINT MEDIA.....	--	--	--	--	--	--	--	--
45. IRON & STEEL PRODUCTS.....	--	--	--	--	--	--	--	--
46. ALUMINUM PRODUCTS.....	--	0.1	--	--	--	--	--	--
47. COPPER & COPPER ALLOY PRODUCTS.....	--	--	--	--	--	--	--	--
48. NICKEL PRODUCTS.....	--	--	--	--	--	--	--	--
49. OTHER NON FERROUS METAL PRODUCTS.....	--	--	--	0.1	--	--	--	--
50. BOILERS, TANKS & PLATES.....	--	--	--	--	--	--	--	--
51. FABRICATED STRUCTURAL METAL PROD.....	--	--	--	--	--	--	--	1.7
52. OTHER METAL FABRICATED PRODUCTS.....	--	1.2	--	1.1	--	--	1.5	2.7
53. AGRICULTURAL MACHINERY.....	--	--	--	--	--	--	--	--
54. OTHER INDUSTRIAL MACHINERY.....	--	1.7	--	1.3	--	--	0.9	--
55. MOTOR VEHICLES.....	--	--	--	--	--	--	--	--
56. MOTOR VEHICLE PARTS.....	--	2.0	--	0.5	--	--	--	--
57. OTHER TRANSPORT EQUIPMENT.....	--	3.0	--	--	--	--	--	--
58. APPLIANCES & REFRIG., HOUSEHOLD.....	--	1.0	--	--	--	--	--	0.4
59. OTHER ELECTRICAL PRODUCTS.....	--	0.5	--	--	--	--	--	13.8
60. CEMENT & CONCRETE PRODUCTS.....	--	--	--	--	--	--	--	--
61. OTHER NON-METALLIC MINERAL PROD.....	--	--	--	--	--	--	--	0.3
62. GASOLINE & FUEL OIL.....	--	--	--	--	--	--	--	--
63. OTHER PETROLEUM & COAL PROD.....	--	--	--	--	--	--	--	--
64. INDUSTRIAL CHEMICALS.....	--	5.8	--	3.0	--	--	--	--
65. FERTILIZERS.....	--	--	--	--	--	--	--	--
66. PHARMACEUTICALS.....	--	--	--	--	--	--	--	--
67. OTHER CHEMICAL PRODUCTS.....	--	4.6	0.4	--	--	--	1.8	--
68. SCIENTIFIC EQUIPMENT.....	--	1.5	--	0.4	--	--	--	--
69. OTHER MANUFACTURED PRODUCTS.....	--	22.5	1.1	5.5	--	--	2.2	4.2
70. RESIDENTIAL CONSTRUCTION.....	--	--	--	--	--	--	--	--
71. NON-RESIDENTIAL CONSTRUCTION.....	--	--	--	--	--	--	--	--
72. REPAIR CONSTRUCTION.....	--	--	--	--	--	--	--	--
73. PIPELINE TRANSPORTATION.....	--	--	--	--	--	--	0.5	--
74. TRANSPORTATION & STORAGE.....	--	--	--	--	--	--	--	--
75. RADIO & TELEVISION BROADCASTING.....	--	--	--	--	--	--	--	--
76. TELEPHONE & TELEGRAPH.....	--	--	--	--	--	--	--	--
77. POSTAL SERVICES.....	--	--	--	--	--	--	--	--
78. ELECTRIC POWER.....	--	--	--	--	--	--	0.1	--
79. OTHER UTILITIES.....	--	--	--	--	--	--	--	--
80. WHOLESALE MARGINS.....	1.7	12.2	2.3	11.2	0.6	5.2	16.7	3.8
81. RETAIL MARGINS.....	--	--	--	--	--	--	--	--
82. IMPUTED RENT OWNER OCUP. DWEL.....	--	--	--	--	--	--	--	--
83. OTHER FINANCE, INS., REAL ESTATE.....	--	0.3	0.5	0.8	0.3	1.1	1.3	0.2
84. BUSINESS SERVICES.....	--	--	--	0.2	--	--	--	--
85. EDUCATION SERVICES.....	--	--	--	--	--	--	--	--
86. HEALTH SERVICES.....	--	--	--	--	--	--	--	--
87. AMUSEMENT & RECREATION SERVICES.....	--	--	--	--	--	--	--	--
88. ACCOMMODATION & FOOD SERVICES.....	0.2	0.2	0.1	0.6	--	0.6	0.5	0.1
89. OTHER PERSONAL & MISC. SERVICES.....	--	0.6	--	--	--	--	0.8	12.1
90. TRANSPORTATION MARGINS.....	--	--	--	--	--	--	--	--
91. OPERATING, OFFICE, LAB. & FOOD.....	--	--	--	--	--	--	--	--
92. TRAVEL, ADVERTISING & PROMOTION.....	--	--	--	--	--	--	--	--
TOTAL.....	343.4	505.3	312.4	964.9	238.2	872.1	1176.9	395.1

NOTE: DETAIL MAY NOT ADD DUE TO ROUNDING AND SUPPRESSION OF CONFIDENTIAL COMMODITIES.

TABLE 14. MAKE (OUTPUT) MATRIX (AGGREGATION - M), 1962 (MILLIONS OF DOLLARS) - CONTINUED

NO.	COMMODITY AGGREGATION - M	PAPER & ALLIED INDUSTRIES	PRINTING & PUBLISHING	PRIMARY METAL INDUSTRIES	METAL FABRICATING INDUSTRIES	MACHINERY INDUSTRIES	TRANS. EQUIPMENT INDUSTRIES	ELECTRICAL PRODUCTS INDUSTRIES	NON-METAL. MINERAL PROD. IND.
1	GRAINS.....	--	--	--	--	--	--	--	--
2	LIVE ANIMALS.....	--	--	--	--	--	--	--	--
3	OTHER AGRICULTURAL PRODUCTS.....	--	--	--	--	--	--	--	--
4	FORESTRY PRODUCTS.....	--	--	--	--	--	--	--	--
5	FISH LANDINGS.....	--	--	--	--	--	--	--	--
6	HUNTING & TRAPPING PRODUCTS.....	--	--	--	--	--	--	--	--
7	IRON ORES & CONCENTRATES.....	--	--	5.1	--	--	--	--	--
8	OTHER METAL ORES & CONCENTRATES.....	--	--	127.1	--	--	--	--	--
9	COAL.....	--	--	--	--	--	--	--	--
10	CRUDE MINERAL OILS.....	--	--	--	--	--	--	--	--
11	NATURAL GAS.....	--	--	--	--	--	--	--	--
12	NON-METALLIC MINERALS.....	--	--	0.2	--	0.1	--	--	7.3
13	SERVICES INCIDENTAL TO MINING.....	--	--	--	--	--	--	--	--
14	MEAT PRODUCTS.....	--	--	--	--	--	--	--	--
15	DAIRY PRODUCTS.....	--	--	--	--	--	--	--	--
16	FISH PRODUCTS.....	--	--	--	--	--	--	--	--
17	FRUITS & VEGETABLES PREPARATIONS.....	--	--	--	--	--	--	--	--
18	FEEDS.....	--	--	--	--	--	--	--	--
19	FLOUR, WHEAT MEAL & OTHER CEREALS.....	--	--	--	--	--	--	--	--
20	BREAKFAST CEREAL & BAKERY PROD.....	--	--	--	--	--	--	--	--
21	SUGAR.....	--	--	--	--	--	--	--	--
22	MISC. FOOD PRODUCTS.....	--	--	--	--	--	--	--	--
23	SOFT DRINKS.....	--	--	--	--	--	--	--	--
24	ALCOHOLIC BEVERAGES.....	--	--	--	--	--	--	--	--
25	TOBACCO PROCESSED UNMANUFACTURED.....	--	--	--	--	--	--	--	--
26	CIGARETTES & TOBACCO MFG.....	--	--	--	--	--	--	--	--
27	TIRES & TUBES.....	--	--	--	--	--	--	--	--
28	OTHER RUBBER PRODUCTS.....	--	--	--	--	--	--	0.2	--
29	PLASTIC FABRICATED PRODUCTS.....	8.5	--	--	2.9	--	0.5	--	--
30	LEATHER & LEATHER PRODUCTS.....	--	--	--	--	--	--	--	--
31	YARNS & MAN MADE FIBRES.....	--	--	--	--	--	--	--	--
32	FABRICS.....	--	0.4	--	--	--	--	--	--
33	OTHER TEXTILE PRODUCTS.....	2.3	--	--	--	--	--	--	--
34	HOSIERY & KNITTED WEAR.....	--	--	--	--	--	--	--	--
35	CLOTHING & ACCESSORIES.....	--	--	--	--	--	--	--	--
36	LUMBER & TIMBER.....	--	--	--	--	--	--	--	--
37	VENEER & PLYWOOD.....	--	--	--	--	--	--	--	--
38	OTHER WOOD FABRICATED MATERIALS.....	6.0	--	--	0.9	--	--	0.2	0.6
39	FURNITURE & FIXTURES.....	--	--	--	12.6	2.5	0.8	4.0	--
40	PULP.....	434.6	--	--	--	--	--	--	--
41	NEWSPRINT & OTHER PAPER STOCK.....	1256.9	2.0	0.2	--	--	--	--	--
42	PAPER PRODUCTS.....	592.1	22.0	--	5.0	--	--	--	--
43	PRINTING & PUBLISHING.....	14.5	589.8	0.1	--	0.6	--	--	--
44	ADVERTISING, PRINT MEDIA.....	--	275.7	--	--	--	--	--	--
45	IRON & STEEL PRODUCTS.....	--	--	981.9	73.3	6.7	9.6	--	--
46	ALUMINUM PRODUCTS.....	--	--	403.7	5.1	--	--	--	--
47	COPPER & COPPER ALLOY PRODUCTS.....	--	--	390.9	4.3	--	--	--	--
48	NICKEL PRODUCTS.....	--	--	331.0	2.4	--	--	--	--
49	OTHER NON FERROUS METAL PRODUCTS.....	--	--	235.9	14.1	3.1	2.5	6.3	--
50	BOILERS, TANKS & PLATES.....	--	--	--	114.9	6.3	--	--	--
51	FABRICATED STRUCTURAL METAL PROD.....	--	--	57.7	353.2	7.0	4.5	1.7	0.8
52	OTHER METAL FABRICATED PRODUCTS.....	--	--	25.5	958.7	23.5	23.0	45.8	--
53	AGRICULTURAL MACHINERY.....	--	--	0.3	4.5	127.8	0.7	--	--
54	OTHER INDUSTRIAL MACHINERY.....	3.8	1.3	16.3	99.3	521.2	27.1	16.4	0.5
55	MOTOR VEHICLES.....	--	--	--	1.6	1.1	1185.2	--	--
56	MOTOR VEHICLE PARTS.....	--	--	--	18.6	0.2	439.1	2.5	--
57	OTHER TRANSPORT EQUIPMENT.....	--	--	--	13.8	12.7	594.2	--	--
58	APPLIANCES & RECEIVERS, HOUSEHOLD.....	--	--	--	7.6	6.8	--	372.2	--
59	OTHER ELECTRICAL PRODUCTS.....	--	--	2.9	8.5	36.9	27.4	902.9	2.1
60	CEMENT & CONCRETE PRODUCTS.....	--	--	--	--	--	--	--	382.9
61	OTHER NON-METALLIC MINERAL PROD.....	0.3	--	--	4.0	--	--	--	375.1
62	GASOLINE & FUEL OIL.....	--	--	--	--	--	--	--	--
63	OTHER PETROLEUM & COAL PROD.....	2.5	--	13.2	--	--	--	--	--
64	INDUSTRIAL CHEMICALS.....	4.2	--	12.2	--	--	--	--	--
65	FERTILIZERS.....	--	--	--	--	--	--	--	--
66	PHARMACEUTICALS.....	--	--	--	--	--	--	--	--
67	OTHER CHEMICAL PRODUCTS.....	1.3	--	1.5	4.0	--	--	--	--
68	SCIENTIFIC EQUIPMENT.....	--	--	--	1.8	1.7	--	30.6	4.1
69	OTHER MANUFACTURED PRODUCTS.....	7.6	--	--	9.2	--	--	4.0	--
70	RESIDENTIAL CONSTRUCTION.....	--	--	--	--	--	--	--	--
71	NON-RESIDENTIAL CONSTRUCTION.....	--	--	--	--	--	--	--	--
72	REPAIR CONSTRUCTION.....	--	--	--	--	--	--	--	--
73	PIPELINE TRANSPORTATION.....	--	--	--	--	--	--	--	--
74	TRANSPORTATION & STORAGE.....	--	--	--	--	--	--	--	--
75	RADIO & TELEVISION BROADCASTING.....	--	--	--	--	--	--	--	--
76	TELEPHONE & TELEGRAPH.....	--	--	--	--	--	--	--	--
77	POSTAL SERVICES.....	--	--	--	--	--	--	--	--
78	ELECTRIC POWER.....	2.9	--	7.7	--	--	--	--	--
79	OTHER UTILITIES.....	--	--	--	--	--	--	--	--
80	WHOLESALE MARGINS.....	7.4	12.5	6.1	35.1	43.2	60.8	65.3	13.7
81	RETAIL MARGINS.....	--	--	--	--	--	--	--	--
82	IMPUTED RENT OWNER OCCUP. DWEL.....	--	--	--	--	--	--	--	--
83	OTHER FINANCE, INS., REAL ESTATE.....	1.8	3.6	3.2	1.0	4.5	0.7	0.6	1.0
84	BUSINESS SERVICES.....	--	1.8	--	--	58.5	14.0	0.9	--
85	EDUCATION SERVICES.....	--	--	--	--	--	--	--	--
86	HEALTH SERVICES.....	--	--	--	--	--	--	--	--
87	AMUSEMENT & RECREATION SERVICES.....	--	--	--	--	--	--	--	--
88	ACCOMMODATION & FOOD SERVICES.....	2.1	0.6	1.7	1.9	1.5	1.8	1.9	1.6
89	OTHER PERSONAL & MISC. SERVICES.....	0.7	1.6	--	28.5	21.2	9.9	37.1	2.2
90	TRANSPORTATION MARGINS.....	--	--	--	--	--	--	--	--
91	OPERATING, OFFICE, LAB. & FOOD.....	--	--	--	--	--	--	--	--
92	TRAVEL, ADVERTISING & PROMOTION.....	--	--	--	--	--	--	--	--
TOTAL.....		2356.5	912.3	2640.8	1788.9	887.7	2428.2	1510.9	890.2

NOTE: DETAIL MAY NOT ADD DUE TO ROUNDING AND SUPPRESSION OF CONFIDENTIAL COMMODITIES.

TABLE 14. MAKE (OUTPUT) MATRIX (AGGREGATION - M), 1962 (MILLIONS OF DOLLARS) - CONTINUED

NO.	COMMODITY AGGREGATION - M	PETROLEUM & COAL PROD. IND.	CHEMICAL & CHEMICAL PROD. IND.	MISC. MANUFACTURING	CONSTR. INDUSTRY	TRANS. & STORAGE	COMMUNI- CATION	ELEC POWER GAS, OTHER UTILITIES	WHOLESALE TRADE
1	GRAINS.....
2	LIVE ANIMALS.....
3	OTHER AGRICULTURAL PRODUCTS.....
4	FORESTRY PRODUCTS.....	0.7	..
5	FISH LANDINGS.....
6	HUNTING & TRAPPING PRODUCTS.....
7	IRON ORES & CONCENTRATES.....	..	0.9
8	OTHER METAL ORES & CONCENTRATES.....	3.2
9	COAL.....
10	CRUDE MINERAL OILS.....
11	NATURAL GAS.....
12	NON METALLIC MINERALS.....	..	1.8
13	SERVICES INCIDENTAL TO MINING.....
14	MEAT PRODUCTS.....
15	DAIRY PRODUCTS.....	7.9
16	FISH PRODUCTS.....	0.3
17	FRUITS & VEGETABLES PREPARATIONS.....	1.1
18	FEEDS.....	2.3
19	FLOUR, WHEAT MEAL & OTHER CEREALS.....
20	BREAKFAST CEREAL & BAKERY PROD.....	4.0
21	SUGAR.....
22	MISC. FOOD PRODUCTS.....	..	4.0
23	SOFT DRINKS.....
24	ALCOHOLIC BEVERAGES.....
25	TOBACCO PROCESSED UNMANUFACTURED.....
26	CIGARETTES & TOBACCO MFG.....
27	TIRES & TUBES.....	2.1
28	OTHER RUBBER PRODUCTS.....	3.8	0.2
29	PLASTIC FABRICATED PRODUCTS.....	..	4.8	8.0
30	LEATHER & LEATHER PRODUCTS.....	0.3	0.5
31	YARNS & MAN MADE FIBRES.....
32	FABRICS.....	0.4
33	OTHER TEXTILE PRODUCTS.....	1.5	3.2
34	HOSIERY & KNITTED WEAR.....	0.1
35	CLOTHING & ACCESSORIES.....	1.0	0.5
36	LUMBER & TIMBER.....	0.5
37	VENEER & PLYWOOD.....
38	OTHER WOOD FABRICATED MATERIALS.....	..	1.2	0.5	1.4
39	FURNITURE & FIXTURES.....	2.4	2.0
40	PULP.....	0.1
41	NEWSPRINT & OTHER PAPER STOCK.....	..	0.5	1.3
42	PAPER PRODUCTS.....	5.1	0.7	33.4	4.2
43	PRINTING & PUBLISHING.....	..	1.1	0.6
44	ADVERTISING, PRINT MEDIA.....
45	IRON & STEEL PRODUCTS.....
46	ALUMINUM PRODUCTS.....
47	COPPER & COPPER ALLOY PRODUCTS.....
48	NICKEL PRODUCTS.....
49	OTHER NON FERROUS METAL PRODUCTS.....	..	1.4	6.9
50	BOILERS, TANKS & PLATES.....
51	FABRICATED STRUCTURAL METAL PROD.....	1.0	0.3
52	OTHER METAL FABRICATED PRODUCTS.....	..	1.2	4.2	4.3
53	AGRICULTURAL MACHINERY.....
54	OTHER INDUSTRIAL MACHINERY.....	..	2.0	6.8
55	MOTOR VEHICLES.....
56	MOTOR VEHICLE PARTS.....	0.6
57	OTHER TRANSPORT EQUIPMENT.....	3.0	..	10.6	0.1
58	APPLIANCES & RECEIVERS, HOUSEHOLD.....	2.1
59	OTHER ELECTRICAL PRODUCTS.....	23.2	43.9	..	0.4
60	CEMENT & CONCRETE PRODUCTS.....
61	OTHER NON-METALLIC MINERAL PROD.....	0.1	1.4
62	GASOLINE & FUEL OIL.....	131.3
63	OTHER PETROLEUM & COAL PROD.....	155.3	23.6	6.5	..
64	INDUSTRIAL CHEMICALS.....	1.4	603.3
65	FERTILIZERS.....	..	62.7	0.1
66	PHARMACEUTICALS.....	..	170.0
67	OTHER CHEMICAL PRODUCTS.....	1.3	637.4	4.7	0.1
68	SCIENTIFIC EQUIPMENT.....	178.7	0.4
69	OTHER MANUFACTURED PRODUCTS.....	0.8	5.5	297.2	10.8
70	RESIDENTIAL CONSTRUCTION.....	1555.0
71	NON-RESIDENTIAL CONSTRUCTION.....	4199.0
72	REPAIR CONSTRUCTION.....	1544.2
73	PIPELINE TRANSPORTATION.....	241.3
74	TRANSPORTATION & STORAGE.....	3307.7
75	RADIO & TELEVISION BROADCASTING.....	128.7
76	TELEPHONE & TELEGRAPH.....	763.7
77	POSTAL SERVICES.....	220.1
78	ELECTRIC POWER.....	7.0	..	909.7	..
79	OTHER UTILITIES.....	..	0.2	162.2	..
80	WHOLESALE MARGINS.....	0.2	56.9	29.8	..	4.3	2518.8
81	RETAIL MARGINS.....	5.8	..	7.1	..
82	IMPUTED RENT OWNER OCPI, DWEL.....
83	OTHER FINANCE, INS., REAL ESTATE.....	18.8	2.3	1.4	21.2	11.5	0.5	0.8	17.9
84	BUSINESS SERVICES.....	1.3	3.9	2.9	32.3
85	EDUCATION SERVICES.....
86	HEALTH SERVICES.....
87	AMUSEMENT & RECREATION SERVICES.....	1.1
88	ACCOMMODATION & FOOD SERVICES.....	0.3	1.3	0.9	..	14.8	..	3.5	..
89	OTHER PERSONAL & MISC. SERVICES.....	..	0.1	13.3	26.9	19.4	2.3	10.3	172.4
90	TRANSPORTATION MARGINS.....
91	OPERATING, OFFICE, LAB & FOOD.....
92	TRAVEL, ADVERTISING & PROMOTION.....
	TOTAL.....	1316.4	1614.3	630.1	7346.3	3625.2	1192.6	1100.9	2758.6

NOTE: DETAIL MAY NOT ADD DUE TO ROUNDING AND SUPPRESSION OF CONFIDENTIAL COMMODITIES.

TABLE 14. MAKE (OUTPUT) MATRIX (AGGREGATION - M), 1962 (MILLIONS OF DOLLARS) - CONTINUED

NO.	COMMODITY AGGREGATION - M	RETAIL TRADE	OWNER OCCUPIED DWELLINGS	FINANCE, INS. & REAL EST.	EDUCATION & HEALTH SERVICES	AMUSEMENT & RECREATION SERVICES	SERVICE TO BUSINESS MANAGEMENT	ACCOMMODATION, FOOD SERVICES	PERSONAL & MISC. SERVICES
1	GRAINS.....
2	LIVE ANIMALS.....
3	OTHER AGRICULTURAL PRODUCTS.....	2.1
4	FORESTRY PRODUCTS.....
5	FISH LANDINGS.....
6	HUNTING & TRAPPING PRODUCTS.....
7	IRON ORES & CONCENTRATES.....
8	OTHER METAL ORES & CONCENTRATES.....
9	COAL.....
10	CRUDE MINERAL OILS.....
11	NATURAL GAS.....
12	NON-METALLIC MINERALS.....
13	SERVICES INCIDENTAL TO MINING.....
14	MEAT PRODUCTS.....	225.9
15	DAIRY PRODUCTS.....
16	FISH PRODUCTS.....
17	FRUITS & VEGETABLES PREPARATIONS.....
18	FEEDS.....
19	FLOUR, WHEAT MEAL & OTHER CEREALS.....
20	BREAKFAST CEREAL & BAKERY PROD.....
21	SUGAR.....
22	MISC. FOOD PRODUCTS.....	4.7
23	SOFT DRINKS.....
24	ALCOHOLIC BEVERAGES.....
25	TOBACCO PROCESSED UNMANUFACTURED.....
26	CIGARETTES & TOBACCO MFG.....
27	TIRES & TUBES.....
28	OTHER RUBBER PRODUCTS.....
29	PLASTIC FABRICATED PRODUCTS.....
30	LEATHER & LEATHER PRODUCTS.....
31	YARNS & MAN MADE FIBRES.....
32	FABRICS.....
33	OTHER TEXTILE PRODUCTS.....	1.5
34	HOSIERY & KNITTED WEAR.....
35	CLOTHING & ACCESSORIES.....	0.3
36	LUMBER & TIMBER.....
37	VENEER & PLYWOOD.....
38	OTHER WOOD FABRICATED MATERIALS.....
39	FURNITURE & FIXTURES.....
40	PULP.....
41	NEWSPRINT & OTHER PAPER STOCK.....
42	PAPER PRODUCTS.....
43	PRINTING & PUBLISHING.....
44	ADVERTISING, PRINT MEDIA.....
45	IRON & STEEL PRODUCTS.....
46	ALUMINUM PRODUCTS.....
47	COPPER & COPPER ALLOY PRODUCTS.....
48	NICKEL PRODUCTS.....
49	OTHER NON FERROUS METAL PRODUCTS.....
50	BOILERS, TANKS & PLATES.....
51	FABRICATED STRUCTURAL METAL PROD.....
52	OTHER METAL FABRICATED PRODUCTS.....
53	AGRICULTURAL MACHINERY.....
54	OTHER INDUSTRIAL MACHINERY.....
55	MOTOR VEHICLES.....
56	MOTOR VEHICLE PARTS.....
57	OTHER TRANSPORT EQUIPMENT.....
58	APPLIANCES & RECEIVERS, HOUSEHOLD.....
59	OTHER ELECTRICAL PRODUCTS.....
60	CEMENT & CONCRETE PRODUCTS.....
61	OTHER NON-METALLIC MINERAL PROD.....
62	GASOLINE & FUEL OIL.....
63	OTHER PETROLEUM & COAL PROD.....
64	INDUSTRIAL CHEMICALS.....
65	FERTILIZERS.....
66	PHARMACEUTICALS.....
67	OTHER CHEMICAL PRODUCTS.....
68	SCIENTIFIC EQUIPMENT.....
69	OTHER MANUFACTURED PRODUCTS.....
70	RESIDENTIAL CONSTRUCTION.....
71	NON-RESIDENTIAL CONSTRUCTION.....
72	REPAIR CONSTRUCTION.....
73	PIPELINE TRANSPORTATION.....
74	TRANSPORTATION & STORAGE.....	9.0
75	RADIO & TELEVISION BROADCASTING.....
76	TELEPHONE & TELEGRAPH.....
77	POSTAL SERVICES.....
78	ELECTRIC POWER.....
79	OTHER UTILITIES.....
80	WHOLESALE MARGINS.....	1.0
81	RETAIL MARGINS.....	3616.6	5.3	8.1	23.6	4.9
82	(IMPUTED) RENT OWNER OCCUP'D DWEL.....	..	2623.4
83	OTHER FINANCE, INS. REAL ESTATE.....	27.1	..	4573.3	0.3	5.1	9.8	23.4	2.6
84	BUSINESS SERVICES.....	0.3	799.6
85	EDUCATION SERVICES.....	92.6
86	HEALTH SERVICES.....	655.2
87	AMUSEMENT & RECREATION SERVICES.....	261.9
88	ACCOMMODATION & FOOD SERVICES.....	76.6	7.5	0.2	1686.3	0.5
89	OTHER PERSONAL & MISC. SERVICES.....	505.8	..	18.7	251.5	1.0	672.3
90	TRANSPORTATION MARGINS.....
91	OPERATING, OFFICE, LAB. & FOOD.....
92	TRAVEL, ADVERTISING & PROMOTION.....
	TOTAL.....	4469.7	2623.4	4592.0	748.1	280.1	1069.2	1734.3	681.3

NOTE: DETAIL MAY NOT ADD DUE TO ROUNDING AND SUPPRESSION OF CONFIDENTIAL COMMODITIES

TABLE 14. MAKE (OUTPUT) MATRIX (AGGREGATION - M), 1962 (MILLIONS OF DOLLARS) - CONCLUDED

NO.	COMMODITY AGGREGATION - M	TRANS. MARGINS	OPERATING OFFICE LAB & FOOD	TRAVEL PROMOTION ADVIG.	TOTAL INDUSTRIES
1	GRAINS.....	966.9
2	LIVE ANIMALS.....	1190.9
3	OTHER AGRICULTURAL PRODUCTS.....	1272.0
4	FORESTRY PRODUCTS.....	842.9
5	FISH LANDINGS.....	131.0
6	HUNTING & TRAPPING PRODUCTS.....	10.4
7	IRON ORES & CONCENTRATES.....	230.1
8	OTHER METAL ORES & CONCENTRATES.....	1014.1
9	COAL.....	50.5
10	CRUDE MINERAL OILS.....	626.9
11	NATURAL GAS.....	98.1
12	NON-METALLIC MINERALS.....	303.0
13	SERVICES INCIDENTAL TO MINING.....	200.6
14	MEAT PRODUCTS.....	1657.6
15	DAIRY PRODUCTS.....	921.3
16	FISH PRODUCTS.....	221.2
17	FRUITS & VEGETABLES PREPARATIONS.....	365.1
18	FEEDS.....	405.7
19	FLOUR, WHEAT MEAL & OTHER CEREALS.....	191.6
20	BREAKFAST CEREAL & BAKERY PROD.....	521.9
21	SUGAR.....	128.0
22	MISC. FOOD PRODUCTS.....	616.4
23	SOFT DRINKS.....	183.0
24	ALCOHOLIC BEVERAGES.....	447.8
25	TOBACCO PROCESSED UNMANUFACTURED.....	97.4
26	CIGARETTES & TOBACCO MFG.....	241.8
27	TIRES & TUBES.....	180.3
28	OTHER RUBBER PRODUCTS.....	128.1
29	PLASTIC FABRICATED PRODUCTS.....	139.4
30	LEATHER & LEATHER PRODUCTS.....	308.1
31	YARNS & MAN MADE FIBRES.....	252.1
32	FABRICS.....	403.2
33	OTHER TEXTILE PRODUCTS.....	311.5
34	HOSIERY & KNITTED WEAR.....	200.7
35	CLOTHING & ACCESSORIES.....	898.8
36	LUMBER & TIMBER.....	631.0
37	VENEER & PLYWOOD.....	166.0
38	OTHER WOOD FABRICATED MATERIALS.....	368.8
39	FURNITURE & FIXTURES.....	366.3
40	PULP.....	434.7
41	NEWSPRINT & OTHER PAPER STOCK.....	1265.2
42	PAPER PRODUCTS.....	694.7
43	PRINTING & PUBLISHING.....	608.3
44	ADVERTISING, PRINT MEDIA.....	275.7
45	IRON & STEEL PRODUCTS.....	1073.3
46	ALUMINUM PRODUCTS.....	414.2
47	COPPER & COPPER ALLOY PRODUCTS.....	349.3
48	NICKEL PRODUCTS.....	333.6
49	OTHER NON-FERROUS METAL PRODUCTS.....	271.1
50	BOILERS, TANKS & PLATES.....	126.0
51	FABRICATED STRUCTURAL METAL PROD.....	428.1
52	OTHER METAL FABRICATED PRODUCTS.....	1094.8
53	AGRICULTURAL MACHINERY.....	133.8
54	OTHER INDUSTRIAL MACHINERY.....	707.6
55	MOTOR VEHICLES.....	1190.1
56	MOTOR VEHICLE PARTS.....	471.7
57	OTHER TRANSPORT EQUIPMENT.....	644.5
58	APPLIANCES & RECEIVERS, HOUSEHOLD.....	396.1
59	OTHER ELECTRICAL PRODUCTS.....	1063.1
60	CEMENT & CONCRETE PRODUCTS.....	384.6
61	OTHER NON-METALLIC MINERAL PROD.....	388.9
62	GASOLINE & FUEL OIL.....	1131.9
63	OTHER PETROLEUM & COAL PROD.....	212.1
64	INDUSTRIAL CHEMICALS.....	636.7
65	FERTILIZERS.....	66.3
66	PHARMACEUTICALS.....	174.9
67	OTHER CHEMICAL PRODUCTS.....	691.7
68	SCIENTIFIC EQUIPMENT.....	220.0
69	OTHER MANUFACTURED PRODUCTS.....	378.7
70	RESIDENTIAL CONSTRUCTION.....	1555.0
71	NON-RESIDENTIAL CONSTRUCTION.....	4199.0
72	REPAIR CONSTRUCTION.....	1544.2
73	PIPELINE TRANSPORTATION.....	241.3
74	TRANSPORTATION & STORAGE.....	3328.0
75	RADIO & TELEVISION BROADCASTING.....	128.7
76	TELEPHONE & TELEGRAPH.....	763.7
77	POSTAL SERVICES.....	220.1
78	ELECTRIC POWER.....	928.5
79	OTHER UTILITIES.....	164.9
80	WHOLESALE MARGINS.....	2989.4
81	RETAIL MARGINS.....	3671.4
82	IMPLIED RENT OWNER OCPD DWEL.....	2623.4
83	OTHER FINANCE, INS, REAL ESTATE.....	4770.4
84	BUSINESS SERVICES.....	915.5
85	EDUCATION SERVICES.....	92.6
86	HEALTH SERVICES.....	655.2
87	AMUSEMENT & RECREATION SERVICES.....	263.0
88	ACCOMMODATION & FOOD SERVICES.....	1836.6
89	OTHER PERSONAL & MISC. SERVICES.....	1814.5
90	TRANSPORTATION MARGINS.....	1641.8	1641.8
91	OPERATING, OFFICE, LAB. & FOOD.....	..	2820.6	..	2820.6
92	TRAVEL, ADVERTISING & PROMOTION.....	1532.7	1532.7
	TOTAL.....	1641.8	2820.6	1532.7	72304.6

NOTE: DETAIL MAY NOT ADD DUE TO ROUNDING AND SUPPRESSION OF CONFIDENTIAL COMMODITIES.

TABLE 15. USE (INPUT) MATRIX (AGGREGATION - M), 1962 (MILLIONS OF DOLLARS)

NO.	COMMODITY AGGREGATION - M	AGRICUL- TURE	FORE- STRY	FISHING, HUNTING & TRAPPING	METAL MINES	MINERAL FUELS	NON-METAL MINES & QUARRIES	SERVICES INCIDENTAL TO MINING	FOOD & BEVERAGE INDUSTRIES
1	GRAINS.....	26.2	--	--	--	--	--	--	254.6
2	LIVE ANIMALS.....	26.7	--	--	--	--	--	--	778.4
3	OTHER AGRICULTURAL PRODUCTS.....	75.9	1.5	--	--	--	--	--	642.0
4	FORESTRY PRODUCTS.....	0.3	64.9	--	--	--	0.1	--	0.2
5	FISH LANDINGS.....	--	--	2.7	--	--	--	--	95.1
6	HUNTING & TRAPPING PRODUCTS.....	--	--	--	--	--	--	--	--
7	IRON ORES & CONCENTRATES.....	--	--	--	--	--	--	--	--
8	OTHER METAL ORES & CONCENTRATES.....	--	--	--	4.1	--	--	--	--
9	COAL.....	0.5	0.1	--	1.5	0.3	1.2	--	4.6
10	CRUDE MINERAL OILS.....	--	--	--	--	--	--	--	--
11	NATURAL GAS.....	0.4	--	--	--	0.3	--	--	1.5
12	NON-METALLIC MINERALS.....	4.3	--	0.7	4.4	0.1	1.8	0.7	3.7
13	SERVICES INCIDENTAL TO MINING.....	--	--	--	35.0	31.0	3.4	0.2	--
14	MEAT PRODUCTS.....	0.2	--	--	--	--	--	--	269.5
15	DAIRY PRODUCTS.....	--	--	--	--	--	--	--	98.1
16	FISH PRODUCTS.....	--	--	--	--	--	--	--	20.2
17	FRUITS & VEGETABLES PREPARATIONS.....	--	--	--	--	--	--	--	40.1
18	FEEDS.....	294.5	5.7	--	--	--	--	--	74.1
19	FLOUR, WHEAT, MEAL & OTHER CEREALS.....	--	--	--	--	0.2	--	--	86.5
20	BREAKFAST CEREAL & BAKERY PROD.....	--	--	--	--	--	--	--	1.5
21	SUGAR.....	--	--	--	--	--	--	--	63.0
22	MISC. FOOD PRODUCTS.....	--	--	--	--	--	--	--	181.7
23	SOFT DRINKS.....	--	--	--	--	--	--	--	19.4
24	ALCOHOLIC BEVERAGES.....	--	--	--	--	--	--	--	6.7
25	TOBACCO PROCESSED UNMANUFACTURED.....	--	--	--	--	--	--	--	--
26	CIGARETTES & TOBACCO MFG.....	--	--	--	--	--	--	--	--
27	TIRES & TUBES.....	5.9	--	--	--	--	--	--	--
28	OTHER RUBBER PRODUCTS.....	--	--	--	--	--	--	--	--
29	PLASTIC FABRICATED PRODUCTS.....	--	--	--	--	--	--	--	8.0
30	LEATHER & LEATHER PRODUCTS.....	--	--	--	--	--	--	--	--
31	YARNS & MAN MADE FIBRES.....	--	--	0.2	--	--	--	--	0.1
32	FABRICS.....	--	--	--	--	--	--	--	0.7
33	OTHER TEXTILE PRODUCTS.....	15.5	2.0	4.5	0.5	--	1.9	--	11.5
34	HOSIERY & KNITTED WEAR.....	--	--	--	--	--	--	--	--
35	CLOTHING & ACCESSORIES.....	--	--	--	--	--	--	--	--
36	LUMBER & TIMBER.....	0.2	--	1.5	--	--	--	--	--
37	VENEER & PLYWOOD.....	--	--	--	--	--	--	--	--
38	OTHER WOOD FABRICATED MATERIALS.....	3.2	0.4	--	--	--	0.7	--	5.8
39	FURNITURE & FIXTURES.....	--	--	--	--	--	--	--	--
40	PULP.....	--	--	--	--	--	--	--	--
41	NEWSPRINT & OTHER PAPER STOCK.....	--	--	--	--	--	--	--	13.1
42	PAPER PRODUCTS.....	2.9	--	--	0.2	--	7.5	--	171.4
43	PRINTING & PUBLISHING.....	--	--	--	--	--	--	--	6.4
44	ADVERTISING, PRINT MEDIA.....	--	--	--	--	--	--	--	--
45	IRON & STEEL PRODUCTS.....	--	--	--	11.1	0.2	0.3	2.8	2.0
46	ALUMINUM PRODUCTS.....	--	--	--	--	--	--	--	--
47	COPPER & COPPER ALLOY PRODUCTS.....	--	--	--	--	--	--	--	--
48	NICKEL PRODUCTS.....	--	--	--	--	--	--	--	--
49	OTHER NON FERROUS METAL PRODUCTS.....	--	--	--	0.3	--	--	--	--
50	BOILERS, TANKS & PLATES.....	--	--	--	--	--	--	--	--
51	FABRICATED STRUCTURAL METAL PROD.....	--	--	--	0.4	0.2	--	--	--
52	OTHER METAL FABRICATED PRODUCTS.....	9.7	5.2	0.6	0.8	0.4	--	--	98.3
53	AGRICULTURAL MACHINERY.....	37.8	--	--	--	--	--	--	--
54	OTHER INDUSTRIAL MACHINERY.....	--	3.4	1.8	15.7	3.3	2.1	7.5	--
55	MOTOR VEHICLES.....	--	--	--	--	--	--	--	--
56	MOTOR VEHICLE PARTS.....	--	--	--	--	--	--	--	--
57	OTHER TRANSPORT EQUIPMENT.....	0.8	1.6	6.7	1.3	0.2	--	--	--
58	APPLIANCES & RECEIVERS, HOUSEHOLD.....	--	--	--	--	--	--	--	--
59	OTHER ELECTRICAL PRODUCTS.....	--	--	4.5	--	--	--	2.0	--
60	CEMENT & CONCRETE PRODUCTS.....	--	--	--	--	--	--	--	--
61	OTHER NON-METALLIC MINERAL PROD.....	0.1	0.1	0.2	2.4	--	0.1	--	38.8
62	GASOLINE & FUEL OIL.....	130.9	18.8	5.3	6.1	2.2	5.5	3.9	25.7
63	OTHER PETROLEUM & COAL PROD.....	21.5	0.7	0.9	1.9	0.7	1.8	1.6	3.8
64	INDUSTRIAL CHEMICALS.....	29.8	0.2	0.1	12.7	2.3	0.6	--	30.0
65	FERTILIZERS.....	53.2	--	--	--	--	--	--	0.1
66	PHARMACEUTICALS.....	7.8	--	--	--	--	--	--	7.0
67	OTHER CHEMICAL PRODUCTS.....	27.1	0.9	0.2	17.0	0.6	5.2	2.0	32.6
68	SCIENTIFIC EQUIPMENT.....	--	--	--	--	--	--	--	--
69	OTHER MANUFACTURED PRODUCTS.....	--	--	1.2	--	--	--	--	1.0
70	RESIDENTIAL CONSTRUCTION.....	--	--	--	--	--	--	--	--
71	NON-RESIDENTIAL CONSTRUCTION.....	--	--	--	--	--	--	--	--
72	REPAIR CONSTRUCTION.....	69.1	16.3	0.5	14.7	13.7	2.6	--	15.0
73	PIPELINE TRANSPORTATION.....	0.7	--	--	0.2	0.4	0.4	--	2.9
74	TRANSPORTATION & STORAGE.....	10.1	68.0	1.6	9.2	2.2	3.4	5.3	46.3
75	RADIO & TELEVISION BROADCASTING.....	--	--	--	--	--	--	--	--
76	TELEPHONE & TELEGRAPH.....	8.6	2.3	0.3	1.6	2.2	0.7	0.9	14.3
77	POSTAL SERVICES.....	1.3	0.3	--	0.2	0.4	0.1	0.1	2.5
78	ELECTRIC POWER.....	25.8	1.6	0.1	25.4	15.2	6.6	1.5	20.8
79	OTHER UTILITIES.....	1.6	--	--	0.7	1.2	0.4	--	7.5
80	WHOLESALE MARGINS.....	82.7	7.1	3.0	12.2	2.3	4.4	4.5	126.2
81	RETAIL MARGINS.....	18.7	1.1	0.8	1.0	0.2	0.7	0.7	5.9
82	IMPUTED RENT OWNER OCCUP. DWEL.....	--	--	--	--	--	--	--	--
83	OTHER FINANCE, INS. REAL ESTATE.....	130.2	70.0	1.8	33.8	160.7	6.8	6.1	49.1
84	BUSINESS SERVICES.....	3.6	3.6	0.2	14.7	34.2	3.3	1.4	35.4
85	EDUCATION SERVICES.....	--	--	--	--	--	--	--	--
86	HEALTH SERVICES.....	--	--	--	--	--	--	--	--
87	AMUSEMENT & RECREATION SERVICES.....	--	--	--	--	--	--	--	--
88	ACCOMMODATION & FOOD SERVICES.....	--	--	--	--	--	--	--	--
89	OTHER PERSONAL & MISC. SERVICES.....	5.5	19.3	1.3	3.1	1.7	4.3	0.8	19.1
90	TRANSPORTATION MARGINS.....	48.2	2.0	1.3	6.4	0.7	2.3	1.3	141.0
91	OPERATING, OFFICE LAB. & FOOD.....	112.9	94.2	2.3	77.3	22.0	29.9	27.2	108.8
92	TRAVEL, ADVERTISING & PROMOTION.....	0.1	5.6	--	2.7	5.7	1.8	3.8	208.5
93	NON-COMPETING IMPORTS.....	--	--	--	--	--	--	--	132.5
94	UNALLOCATED IMPORTS & EXPORTS.....	--	--	--	--	--	--	--	--
95	INDIRECT TAXES.....	118.4	22.1	1.9	14.0	37.7	8.5	1.6	57.3
96	SUBSIDIES.....	-33.8	--	-0.4	-14.0	-17.0	--	--	-59.5
97	WAGES & SALARIES.....	240.1	294.6	30.9	287.3	125.1	76.7	78.3	831.1
98	SUPPLEMENTARY LABOUR INCOME.....	0.7	13.3	0.6	17.9	7.0	4.4	4.6	36.9
99	NET INCOME, UNINC. BUSINESS.....	1386.2	32.0	37.7	1.2	0.1	3.3	2.3	27.5
100	OTHER OPERATING SURPLUS.....	507.3	76.7	26.6	513.4	369.5	94.8	24.3	546.6
TOTAL.....		3513.3	835.6	141.8	1138.4	827.1	287.6	185.1	5473.1

NOTE: DETAIL MAY NOT ADD DUE TO ROUNDING

TABLE 15. USE (INPUT) MATRIX (AGGREGATION - M), 1962 (MILLIONS OF DOLLARS) - CONTINUED

COMMODITY AGGREGATION - M	TOBACCO PRODUCTS INDUSTRIES	RUBBER & PLASTIC PROD. IND	LEATHER INDUSTRIES	TEXTILE INDUSTRIES	KNITTING MILLS	CLOTHING INDUSTRIES	WOOD	FURNITURE, FIXTURE INDUSTRIES
1 GRAINS.....
2 LIVE ANIMALS.....
3 OTHER AGRICULTURAL PRODUCTS.....	89.9	6.7	..	10.8	0.1	..
4 FORESTRY PRODUCTS.....	365.4	0.9
5 FISH LANDINGS.....
6 HUNTING & TRAPPING PRODUCTS.....	0.2	..	13.5
7 IRON ORES & CONCENTRATES.....
8 OTHER METAL ORES & CONCENTRATES.....
9 COAL.....	0.1	1.3	0.5	2.0	0.4	0.1	0.3	0.3
10 CRUDE MINERAL OILS.....
11 NATURAL GAS.....	0.1
12 NON-METALLIC MINERALS.....	..	1.0	0.1	0.1
13 SERVICES INCIDENTAL TO MINING.....
14 MEAT PRODUCTS.....	1.4	0.1	24.5
15 DAIRY PRODUCTS.....
16 FISH PRODUCTS.....	0.3
17 FRUITS & VEGETABLES PREPARATIONS.....
18 FEEDS.....
19 FLOUR, WHEAT MEAL & OTHER CEREALS.....	0.3
20 BREAKFAST CEREAL & BAKERY PROD.....
21 SUGAR.....	0.1	..	0.1
22 MISC. FOOD PRODUCTS.....	0.6	1.8	0.1	..
23 SOFT DRINKS.....
24 ALCOHOLIC BEVERAGES.....
25 TOBACCO PROCESSED UNMANUFACTURED.....	84.5
26 CIGARETTES & TOBACCO MFG.....	0.3
27 TUBES & TUBES.....	..	0.7
28 OTHER RUBBER PRODUCTS.....	..	8.7	14.0	3.5	0.7	0.5	..	7.8
29 PLASTIC FABRICATED PRODUCTS.....	0.2	3.6	7.3	4.5	..	0.7	1.6	11.2
30 LEATHER & LEATHER PRODUCTS.....	..	2.4	67.2	0.2	0.6	1.8	..	0.4
31 YARNS & MAN MADE FIBRES.....	2.6	2.3	0.1	163.7	83.2	9.5
32 FABRICS.....	..	35.4	4.7	103.2	12.9	291.5	1.5	25.6
33 OTHER TEXTILE PRODUCTS.....	..	1.0	1.7	31.0	7.8	16.5	..	1.0
34 HOSIERY & KNITTED WEAR.....	5.4
35 CLOTHING & ACCESSORIES.....	..	0.8	0.6	11.0	6.4	43.1
36 LUMBER & TIMBER.....	0.2	80.1	15.8
37 VENEER & PLYWOOD.....	0.4	22.3	11.7
38 OTHER WOOD FABRICATED MATERIALS.....	1.1	0.8	0.7	0.4	44.0	8.4
39 FURNITURE & FIXTURES.....	10.2
40 PULP.....	6.3
41 NEWSPRINT & OTHER PAPER STOCK.....	2.0	5.4	0.2	2.9	0.3	0.6	0.9	2.9
42 PAPER PRODUCTS.....	23.2	7.4	4.7	9.1	3.4	5.9	1.5	5.1
43 PRINTING & PUBLISHING.....	0.6	0.2	0.2
44 ADVERTISING, PRINT MEDIA.....
45 IRON & STEEL PRODUCTS.....	..	0.1	0.2	0.1	0.2	11.9
46 ALUMINUM PRODUCTS.....	1.4	0.6
47 COPPER & COPPER ALLOY PRODUCTS.....
48 NICKEL PRODUCTS.....
49 OTHER NON FERROUS METAL PRODUCTS.....	..	1.4	..	0.7	0.5
50 BOILERS, TANKS & PLATES.....
51 FABRICATED STRUCTURAL METAL PROD.....	..	0.1	..	0.3	..	0.2	1.2	0.1
52 OTHER METAL FABRICATED PRODUCTS.....	1.2	4.9	3.0	1.2	7.7	25.0
53 AGRICULTURAL MACHINERY.....
54 OTHER INDUSTRIAL MACHINERY.....	..	0.1	0.1
55 MOTOR VEHICLES.....
56 MOTOR VEHICLE PARTS.....
57 OTHER TRANSPORT EQUIPMENT.....	..	0.3
58 APPLIANCES & RECEIVERS HOUSEHOLD.....	0.4
59 OTHER ELECTRICAL PRODUCTS.....	1.7
60 CEMENT & CONCRETE PRODUCTS.....
61 OTHER NON METALLIC MINERAL PROD.....	..	1.1	0.1	1.2	4.2	3.6
62 GASOLINE & FUEL OIL.....	0.4	0.8	0.3	3.4	0.4	0.5	6.3	0.7
63 OTHER PETROLEUM & COAL PROD.....	0.1	0.8	0.1	0.4	..	0.1	4.2	0.1
64 INDUSTRIAL CHEMICALS.....	..	101.9	2.4	31.8	0.4	0.6	9.1	0.4
65 FERTILIZERS.....
66 PHARMACEUTICALS.....
67 OTHER CHEMICAL PRODUCTS.....	..	4.6	4.9	16.2	1.6	1.5	6.2	6.9
68 SCIENTIFIC EQUIPMENT.....	..	0.1
69 OTHER MANUFACTURED PRODUCTS.....	..	0.8	4.0	6.7	0.5	23.2	..	9.4
70 RESIDENTIAL CONSTRUCTION.....
71 NON-RESIDENTIAL CONSTRUCTION.....
72 REPAIR CONSTRUCTION.....	0.8	1.4	0.6	4.6	0.4	0.8	5.8	1.0
73 PIPELINE TRANSPORTATION.....	..	0.2	..	0.2	0.3	0.1
74 TRANSPORTATION & STORAGE.....	0.5	0.7	0.4	1.2	0.3	1.1	1.5	0.5
75 RADIO & TELEVISION BROADCASTING.....
76 TELEPHONE & TELEGRAPH.....	0.5	2.5	1.0	3.0	0.7	2.7	4.1	1.7
77 POSTAL SERVICES.....	0.1	0.6	0.5	0.6	0.4	1.0	0.4	0.5
78 ELECTRIC POWER.....	0.7	3.9	1.1	6.8	0.9	2.0	13.1	2.4
79 OTHER UTILITIES.....	..	0.4	0.1	0.6	0.1	0.2	0.8	0.3
80 WHOLESALE MARGINS.....	2.3	14.2	12.0	25.3	2.9	36.5	27.1	18.4
81 RETAIL MARGINS.....	0.1	0.2	0.1	0.5	0.5	6.4	1.5	0.4
82 IMPUTED RENT OWNER OCCUP DWEL.....
83 OTHER FINANCE, INS. REAL ESTATE.....	4.5	9.2	4.9	11.3	5.3	19.1	21.7	7.5
84 BUSINESS SERVICES.....	2.3	3.5	1.8	4.4	1.6	3.8	4.0	2.6
85 EDUCATION SERVICES.....
86 HEALTH SERVICES.....
87 AMUSEMENT & RECREATION SERVICES.....
88 ACCOMMODATION & FOOD SERVICES.....
89 OTHER PERSONAL & MISC. SERVICES.....	0.3	0.8	4.0	2.7	0.5	1.2	3.9	0.7
90 TRANSPORTATION MARGINS.....	2.4	11.1	4.7	16.8	2.2	5.7	31.1	7.0
91 OPERATING, OFFICE, LAB. & FOOD.....	3.3	13.1	9.5	32.2	5.1	10.4	47.4	7.1
92 TRAVEL, ADVERTISING & PROMOTION.....	19.1	21.3	9.0	18.5	4.5	21.0	7.9	8.3
93 NON-COMPETING IMPORTS.....	..	19.3	0.1	55.4	0.1
94 UNALLOCATED IMPORTS & EXPORTS.....
95 INDIRECT TAXES.....	2.5	5.1	2.2	8.3	1.9	3.5	9.4	3.8
96 SUBSIDIES.....
97 WAGES & SALARIES.....	48.6	137.5	102.6	234.3	64.5	271.0	319.0	127.9
98 SUPPLEMENTARY LABOUR INCOME.....	2.0	4.8	4.1	9.5	2.1	6.8	13.2	4.7
99 NET INCOME, UNINC. BUSINESS.....	..	0.4	0.9	1.9	0.8	7.7	13.1	6.8
100 OTHER OPERATING SURPLUS.....	45.4	66.7	10.5	116.9	19.3	50.4	92.8	30.9
TOTAL.....	343.4	505.3	312.4	964.9	236.2	872.1	1176.9	395.1

NOTE: DETAIL MAY NOT ADD DUE TO ROUNDING.

TABLE 15. USE (INPUT) MATRIX (AGGREGATION - ML 1962 (MILLIONS OF DOLLARS) - CONTINUED

NO.	COMMODITY AGGREGATION - M	PAPER & ALLIED INDUSTRIES	PRINTING & PUBLISHING	PRIMARY METAL INDUSTRIES	METAL FABRICATING INDUSTRIES	MACHINERY INDUSTRIES	TRANS. EQUIPMENT INDUSTRIES	ELECTRICAL PRODUCTS INDUSTRIES	NON-METAL. MINERAL PROD. IND.
1	GRAINS.....	--	--	--	--	--	--	--	--
2	LIVE ANIMALS.....	--	--	--	--	--	--	--	--
3	OTHER AGRICULTURAL PRODUCTS.....	0.2	--	--	--	--	--	--	--
4	FORESTRY PRODUCTS.....	341.9	--	0.1	--	--	--	--	0.3
5	FISH LANDINGS.....	--	--	--	--	--	--	--	--
6	HUNTING & TRAPPING PRODUCTS.....	--	--	--	--	--	--	--	--
7	IRON ORES & CONCENTRATES.....	--	--	89.3	--	--	--	--	0.1
8	OTHER METAL ORES & CONCENTRATES.....	--	--	799.3	--	--	--	0.3	8.1
9	COAL.....	19.7	0.2	56.9	0.9	0.5	3.4	0.9	7.9
10	CRUDE MINERAL OILS.....	--	--	--	--	--	--	--	--
11	NATURAL GAS.....	2.6	--	2.3	0.9	0.1	0.3	0.1	2.3
12	NON-METALLIC MINERALS.....	14.2	--	13.7	0.9	2.0	0.2	0.6	47.0
13	SERVICES INCIDENTAL TO MINING.....	--	--	--	--	--	--	--	--
14	MEAT PRODUCTS.....	--	--	--	--	--	--	--	--
15	DAIRY PRODUCTS.....	0.2	--	--	--	--	--	--	--
16	FISH PRODUCTS.....	--	--	--	--	--	--	--	--
17	FRUITS & VEGETABLES PREPARATIONS.....	--	--	--	--	--	--	--	--
18	FEEDS.....	--	--	--	--	--	--	--	--
19	FLOUR, WHEAT MEAL & OTHER CEREALS.....	--	--	0.1	--	--	--	--	--
20	BREAKFAST CEREAL & BAKERY PROD.....	--	--	--	--	--	--	--	--
21	SUGAR.....	--	--	--	--	--	--	--	--
22	MISC. FOOD PRODUCTS.....	4.8	--	--	0.1	--	--	--	0.3
23	SOFT DRINKS.....	--	--	--	--	--	--	--	--
24	ALCOHOLIC BEVERAGES.....	--	--	--	--	--	--	--	--
25	TOBACCO PROCESSED UNMANUFACTURED.....	--	--	--	--	--	--	--	--
26	CIGARETTES & TOBACCO MFG.....	--	--	--	--	--	--	--	--
27	TIRES & TUBES.....	--	--	--	--	3.0	26.4	--	--
28	OTHER RUBBER PRODUCTS.....	0.3	--	1.1	2.0	5.8	12.8	19.1	0.6
29	PLASTIC FABRICATED PRODUCTS.....	9.0	0.3	--	2.8	0.4	2.1	10.3	1.2
30	LEATHER & LEATHER PRODUCTS.....	--	--	--	--	--	0.2	--	--
31	YARNS & MAN MADE FIBRES.....	0.7	--	--	0.2	--	--	0.3	1.0
32	FABRICS.....	1.7	3.9	--	0.1	0.2	9.8	1.9	1.5
33	OTHER TEXTILE PRODUCTS.....	17.0	0.1	0.1	0.6	0.1	23.4	0.3	0.1
34	HOSIERY & KNITTED WEAR.....	--	--	--	--	--	--	--	--
35	CLOTHING & ACCESSORIES.....	--	--	--	--	--	--	--	--
36	LUMBER & TIMBER.....	0.5	--	0.3	1.8	1.4	3.5	0.5	0.2
37	VENIER & PLYWOOD.....	0.3	--	--	--	0.1	1.0	--	--
38	OTHER WOOD FABRICATED MATERIALS.....	46.8	0.2	3.7	3.8	0.8	1.2	1.9	1.4
39	FURNITURE & FIXTURES.....	--	--	0.6	0.5	--	2.0	3.6	--
40	PULP.....	63.1	--	--	--	--	--	--	--
41	NEWSPRINT & OTHER PAPER STOCK.....	236.1	156.1	2.0	2.2	0.1	2.4	1.4	6.6
42	PAPER PRODUCTS.....	28.3	4.7	2.9	10.7	1.6	3.6	12.4	11.8
43	PRINTING & PUBLISHING.....	6.2	64.4	--	0.1	1.7	--	--	0.1
44	ADVERTISING, PRINT MEDIA.....	--	--	--	--	--	--	--	--
45	IRON & STEEL PRODUCTS.....	0.3	--	141.2	341.5	75.1	109.2	47.6	3.9
46	ALUMINUM PRODUCTS.....	5.6	--	81.9	38.3	5.9	13.6	27.1	0.3
47	COPPER & COPPER ALLOY PRODUCTS.....	0.1	--	89.5	25.3	4.3	11.5	70.1	0.1
48	NICKEL PRODUCTS.....	--	--	8.3	3.2	0.7	4.0	2.9	--
49	OTHER NON FERROUS METAL PRODUCTS.....	1.3	3.8	102.0	15.3	4.7	13.1	13.6	3.4
50	BOILERS, TANKS & PLATES.....	--	--	--	6.3	3.6	1.9	2.5	--
51	FABRICATED STRUCTURAL METAL PROD.....	0.5	--	3.6	91.5	14.6	11.3	3.6	0.3
52	OTHER METAL FABRICATED PRODUCTS.....	13.6	0.1	10.4	149.0	39.8	86.2	55.6	7.0
53	AGRICULTURAL MACHINERY.....	--	--	--	0.1	15.6	--	--	--
54	OTHER INDUSTRIAL MACHINERY.....	--	--	7.2	11.4	63.7	19.1	18.9	0.4
55	MOTOR VEHICLES.....	--	--	--	0.6	0.2	27.1	0.1	--
56	MOTOR VEHICLE PARTS.....	--	--	--	1.9	3.6	663.6	0.7	--
57	OTHER TRANSPORT EQUIPMENT.....	--	--	0.1	0.1	--	120.6	--	--
58	APPLIANCES & REFRIG. HOUSEHOLD.....	--	--	0.1	4.2	4.6	9.2	32.4	--
59	OTHER ELECTRICAL PRODUCTS.....	--	--	--	8.0	19.7	42.3	225.8	1.6
60	CEMENT & CONCRETE PRODUCTS.....	--	--	--	--	--	--	--	55.7
61	OTHER NON METALLIC MINERAL PROD.....	10.5	--	26.1	10.9	1.0	41.6	11.6	34.9
62	GASOLINE & FUEL OIL.....	18.2	1.4	14.1	4.2	1.6	3.2	1.9	10.4
63	OTHER PETROLEUM & COAL PROD.....	10.7	0.6	26.6	1.7	0.7	2.6	1.0	3.5
64	INDUSTRIAL CHEMICALS.....	61.4	1.4	15.8	8.9	1.8	3.5	23.4	11.5
65	FERTILIZERS.....	--	--	0.3	--	--	--	--	--
66	PHARMACEUTICALS.....	--	--	--	--	--	--	--	--
67	OTHER CHEMICAL PRODUCTS.....	24.9	11.6	3.9	13.6	3.6	8.4	9.5	4.5
68	SCIENTIFIC EQUIPMENT.....	--	2.3	--	0.4	0.8	19.3	1.3	0.3
69	OTHER MANUFACTURED PRODUCTS.....	0.6	0.8	0.3	2.3	1.3	6.1	1.9	1.8
70	RESIDENTIAL CONSTRUCTION.....	--	--	--	--	--	--	--	--
71	NON RESIDENTIAL CONSTRUCTION.....	--	--	--	--	--	--	--	--
72	REPAIR CONSTRUCTION.....	12.2	2.4	18.5	6.1	2.9	10.8	3.9	5.2
73	PIPELINE TRANSPORTATION.....	2.8	0.2	3.0	1.3	0.3	0.7	0.6	2.5
74	TRANSPORTATION & STORAGE.....	7.8	1.1	3.9	3.4	1.2	6.6	5.4	1.1
75	RADIO & TELEVISION BROADCASTING.....	--	--	--	--	--	--	--	--
76	TELEPHONE & TELEGRAPH.....	7.4	8.6	5.3	10.2	6.0	8.8	10.0	3.8
77	POSTAL SERVICES.....	1.1	10.3	0.6	1.4	1.0	1.1	1.4	0.5
78	ELECTRIC POWER.....	64.6	4.0	40.3	8.8	2.8	8.4	6.4	15.6
79	OTHER UTILITIES.....	6.0	0.5	5.2	2.4	0.6	1.4	1.0	4.5
80	WHOLESALE MARGINS.....	33.4	9.8	77.6	42.8	26.7	50.6	32.3	17.2
81	RETAIL MARGINS.....	1.1	1.0	0.8	1.1	0.3	1.2	0.8	1.4
82	IMPLIED RENT OWNER OCUP. DWEL.....	--	--	--	--	--	--	--	--
83	OTHER FINANCE, INS. REAL ESTATE.....	27.2	21.3	14.6	19.2	21.6	16.0	31.3	11.6
84	BUSINESS SERVICES.....	12.3	12.0	14.5	13.9	7.3	29.2	12.6	4.9
85	EDUCATION SERVICES.....	--	--	--	--	--	--	--	--
86	HEALTH SERVICES.....	--	--	--	--	--	--	--	--
87	AMUSEMENT & RECREATION SERVICES.....	--	--	--	--	--	--	--	--
88	ACCOMMODATION & FOOD SERVICES.....	--	--	--	--	--	--	--	--
89	OTHER PERSONAL & MISC. SERVICES.....	8.2	4.5	5.2	6.3	1.8	4.6	3.8	8.7
90	TRANSPORTATION MARGINS.....	82.3	12.3	66.5	36.1	11.6	35.8	17.7	30.2
91	OPERATING OFFICE LAB & FOOD.....	76.9	18.4	82.7	55.3	24.5	77.2	39.8	58.3
92	TRAVEL ADVERTISING & PROMOTION.....	20.9	41.9	11.6	33.2	22.0	41.0	44.6	14.0
93	NON-COMPETING IMPORTS.....	0.4	--	--	--	--	--	0.1	0.4
94	UNALLOCATED IMPORTS & EXPORTS.....	--	--	--	--	--	--	--	--
95	INDIRECT TAXES.....	37.5	9.7	28.5	15.4	9.7	26.8	13.0	12.8
96	SUBSIDIES.....	--	--	41.3	--	--	--	--	--
97	WAGES & SALARIES.....	520.3	364.0	497.1	520.4	277.1	560.2	459.7	211.8
98	SUPPLEMENTARY LABOUR INCOME.....	22.6	12.3	21.7	28.3	10.1	33.3	16.7	9.8
99	NET INCOME, UNINC. BUSINESS.....	0.6	10.8	0.7	7.4	6.8	1.5	0.3	3.0
100	OTHER OPERATING SURPLUS.....	469.7	114.9	327.6	215.4	155.0	194.9	204.7	152.6
	TOTAL.....	2366.5	912.3	2640.0	1788.9	887.7	2428.2	1510.9	880.2

NOTE: DETAIL MAY NOT ADD DUE TO ROUNDING.

TABLE 15. USE (INPUT) MATRIX (AGGREGATION - M), 1962 (MILLIONS OF DOLLARS) - CONTINUED

COMMODITY AGGREGATION - M	PETROLEUM & COAL PROD. IND.	CHEMICAL & CHEMICAL PROD. IND.	MISC. MANUFACTURING	CONSTR. INDUSTRY	TRANS. & STORAGE	COMMUNI- CATION	ELEC. POWER GAS/OTHER UTILITIES	WHOLESALE TRADE
1 GRAINS.....	--	--	--	--	--	--	--	0.9
2 LIVE ANIMALS.....	--	0.5	--	--	--	--	--	--
3 OTHER AGRICULTURAL PRODUCTS.....	--	0.2	0.2	4.6	0.6	--	--	2.4
4 FORESTRY PRODUCTS.....	--	0.1	--	6.1	--	--	--	--
5 FISH LANDINGS.....	--	--	--	--	--	--	--	--
6 HUNTING & TRAPPING PRODUCTS.....	--	--	--	--	--	--	--	--
7 IRON ORES & CONCENTRATES.....	--	--	--	--	--	--	--	--
8 OTHER METAL ORES & CONCENTRATES.....	0.2	0.8	8.6	--	--	--	--	0.2
9 COAL.....	1.5	8.1	0.5	1.2	3.0	--	19.3	0.3
10 CRUDE MINERAL OILS.....	792.5	--	--	--	--	--	--	--
11 NATURAL GAS.....	0.5	2.2	--	--	2.1	--	1.4	0.8
12 NON-METALLIC MINERALS.....	1.1	21.4	0.5	43.7	1.3	--	--	--
13 SERVICES INCIDENTAL TO MINING.....	--	--	--	51.0	--	--	--	--
14 MEAT PRODUCTS.....	--	5.6	0.1	--	--	--	--	0.1
15 DAIRY PRODUCTS.....	--	0.7	--	--	--	--	--	3.3
16 FISH PRODUCTS.....	--	1.0	0.2	--	--	--	--	0.1
17 FRUITS & VEGETABLES PREPARATIONS.....	--	--	--	--	--	--	--	--
18 FEEDS.....	--	0.9	--	--	0.6	--	--	0.3
19 FLOUR, WHEAT MEAL & OTHER CEREALS.....	--	0.4	--	--	--	--	--	0.4
20 BREAKFAST CEREAL & BAKERY PROD.....	--	--	--	--	--	--	--	--
21 SUGAR.....	--	0.1	--	--	--	--	--	0.3
22 MISC. FOOD PRODUCTS.....	--	21.8	1.4	--	--	--	--	0.2
23 SOFT DRINKS.....	--	--	--	--	--	--	--	--
24 ALCOHOLIC BEVERAGES.....	--	--	--	--	--	--	--	--
25 TOBACCO PROCESSED UNMANUFACTURED.....	--	--	--	--	--	--	--	--
26 CIGARETTES & TOBACCO MFG.....	--	--	--	--	--	--	--	--
27 TIRIS & TUBES.....	--	--	0.3	12.9	18.1	--	--	--
28 OTHER RUBBER PRODUCTS.....	--	0.8	1.2	8.1	3.4	--	--	--
29 PLASTIC FABRICATED PRODUCTS.....	0.3	12.1	5.1	41.5	2.1	--	--	4.2
30 LEATHER & LEATHER PRODUCTS.....	--	--	2.1	0.3	0.1	--	--	0.1
31 YARNS & MAN MADE FIBRES.....	--	2.0	3.3	0.4	--	--	--	0.4
32 FABRICS.....	--	0.9	6.9	6.1	1.2	--	--	0.9
33 OTHER TEXTILE PRODUCTS.....	--	3.2	2.9	16.1	3.4	0.7	--	6.0
34 HOSIERY & KNITTED WEAR.....	--	--	--	--	--	--	--	--
35 CLOTHING & ACCESSORIES.....	--	--	0.1	--	--	--	--	--
36 LUMBER & TIMBER.....	--	--	6.7	160.1	--	--	--	2.4
37 VENET & PLYWOOD.....	--	--	0.9	103.2	--	--	--	0.3
38 OTHER WOOD FABRICATED MATERIALS.....	0.2	1.4	6.8	170.0	--	--	--	2.7
39 FURNITURE & FIXTURES.....	--	--	--	15.5	0.2	--	--	--
40 PULP.....	--	4.9	--	--	--	--	--	0.1
41 NEWSPRINT & OTHER PAPER STOCK.....	--	2.4	5.7	49.0	0.1	--	--	6.6
42 PAPER PRODUCTS.....	1.5	43.5	7.1	25.2	1.6	--	--	21.8
43 PRINTING & PUBLISHING.....	--	0.3	0.2	--	2.5	9.3	0.4	7.4
44 ADVERTISING, PRINT MEDIA.....	--	--	--	--	--	--	--	--
45 IRON & STEEL PRODUCTS.....	--	0.3	13.0	303.8	5.0	--	--	1.8
46 ALUMINUM PRODUCTS.....	--	0.7	7.1	1.3	--	--	--	--
47 COPPER & COPPER ALLOY PRODUCTS.....	--	1.5	8.8	27.7	0.9	--	--	--
48 NICKEL PRODUCTS.....	--	0.1	0.1	1.9	--	--	--	--
49 OTHER NON FERROUS METAL PRODUCTS.....	--	9.0	14.9	9.7	0.3	--	--	0.3
50 BOILERS, TANKS & PLATES.....	--	0.1	1.0	91.1	1.7	--	--	--
51 FABRICATED STRUCTURAL METAL PROD.....	--	--	1.6	343.0	0.4	--	--	--
52 OTHER METAL FABRICATED PRODUCTS.....	8.4	28.6	21.2	377.0	1.3	--	--	14.2
53 AGRICULTURAL MACHINERY.....	--	--	--	--	--	--	--	--
54 OTHER INDUSTRIAL MACHINERY.....	--	0.2	0.6	124.7	1.0	--	--	--
55 MOTOR VEHICLES.....	--	--	--	--	--	--	--	--
56 MOTOR VEHICLE PARTS.....	--	--	0.1	14.0	32.2	--	--	--
57 OTHER TRANSPORT EQUIPMENT.....	--	--	--	--	44.1	--	--	--
58 APPLIANCES & RECEIVERS, HOUSEHOLD.....	--	0.1	0.6	6.2	--	0.1	--	--
59 OTHER ELECTRICAL PRODUCTS.....	--	--	4.9	312.1	6.9	27.7	--	0.1
60 CEMENT & CONCRETE PRODUCTS.....	--	--	0.1	322.9	--	--	--	--
61 OTHER NON-METALLIC MINERAL PROD.....	--	17.0	9.7	212.5	1.6	--	--	0.9
62 GASOLINE & FUEL OIL.....	0.2	4.9	1.1	68.1	179.9	1.7	6.6	30.3
63 OTHER PETROLEUM & COAL PROD.....	14.0	52.2	1.0	46.5	9.2	0.3	0.2	2.7
64 INDUSTRIAL CHEMICALS.....	5.8	231.6	27.7	6.6	0.4	0.1	--	1.7
65 FERTILIZERS.....	--	18.3	--	--	--	--	--	--
66 PHARMACEUTICALS.....	--	12.9	--	0.4	--	--	--	--
67 OTHER CHEMICAL PRODUCTS.....	33.8	57.3	7.2	66.9	3.5	--	--	0.9
68 SCIENTIFIC EQUIPMENT.....	--	0.1	18.0	17.9	0.2	0.5	--	0.2
69 OTHER MANUFACTURED PRODUCTS.....	3.4	4.8	18.4	55.6	2.0	0.1	--	0.7
70 RESIDENTIAL CONSTRUCTION.....	--	--	--	--	--	--	--	--
71 NON-RESIDENTIAL CONSTRUCTION.....	--	--	--	--	--	--	--	--
72 REPAIR CONSTRUCTION.....	28.1	10.0	1.5	3.7	160.8	39.0	58.8	4.9
73 PIPELINE TRANSPORTATION.....	106.6	3.8	0.2	0.2	14.9	--	1.4	1.0
74 TRANSPORTATION & STORAGE.....	2.3	4.8	0.9	46.9	245.9	65.0	0.9	95.8
75 RADIO & TELEVISION BROADCASTING.....	--	--	--	--	--	3.3	--	--
76 TELEPHONE & TELEGRAPH.....	1.2	7.5	3.7	6.8	40.7	18.7	2.2	35.9
77 POSTAL SERVICES.....	0.4	2.5	1.4	1.0	1.9	7.4	1.7	20.1
78 ELECTRIC POWER.....	8.6	23.4	2.5	3.4	15.3	2.4	17.0	15.9
79 OTHER UTILITIES.....	1.1	6.7	0.4	0.2	1.8	0.2	4.2	2.2
80 WHOLESALE MARGINS.....	4.3	40.5	19.5	381.1	64.4	2.3	3.8	34.6
81 RETAIL MARGINS.....	--	1.4	0.3	53.5	26.3	4.1	0.7	7.7
82 IMPUTED RENT OWNER OCUPD DWEL.....	--	--	--	--	--	--	--	--
83 OTHER FINANCIALS, REAL ESTATE.....	16.2	26.5	14.6	87.8	85.5	22.9	31.2	146.8
84 BUSINESS SERVICES.....	3.6	20.5	4.3	138.5	17.4	5.6	5.3	47.4
85 EDUCATION SERVICES.....	--	--	--	--	--	--	--	--
86 HEALTH SERVICES.....	--	--	--	--	--	--	--	--
87 AMUSEMENT & RECREATION SERVICES.....	--	--	--	--	--	29.2	--	--
88 ACCOMMODATION & FOOD SERVICES.....	--	--	--	--	7.7	--	--	--
89 OTHER PERSONAL & MISC. SERVICES.....	1.5	8.7	1.6	104.3	48.9	3.0	4.9	29.0
90 TRANSPORTATION MARGINS.....	4.4	40.8	9.7	162.4	14.1	0.8	3.2	6.3
91 OPERATING, OFFICE, LAB. & FOOD.....	21.0	42.7	20.8	142.6	163.9	31.4	11.9	119.5
92 TRAVEL, ADVERTISING & PROMOTION.....	17.4	115.9	30.8	30.6	35.5	10.8	5.7	173.0
93 NON-COMPETING IMPORTS.....	--	0.7	1.0	--	--	--	--	--
94 UNALLOCATED IMPORTS & EXPORTS.....	--	--	--	--	--	--	--	--
95 INDIRECT TAXES.....	8.1	22.7	6.4	220.9	180.5	36.2	32.0	84.6
96 SUBSIDIES.....	--	--	--	--	-89.9	-71.0	-1.5	-53.4
97 WAGES & SALARIES.....	77.0	339.0	195.8	2165.4	1353.8	509.5	227.0	1211.3
98 SUPPLEMENTARY LABOUR INCOME.....	7.5	13.7	8.9	90.4	101.1	35.0	10.5	35.6
99 NET INCOME, UNINC. BUSINESS.....	3.0	0.9	7.4	286.0	83.3	--	--	164.0
100 OTHER OPERATING SURPLUS.....	140.3	306.5	80.7	296.0	770.6	396.4	652.0	460.3
TOTAL.....	1316.4	1614.3	630.1	7346.3	3625.2	1192.6	1100.9	2758.6

NOTE: DETAIL MAY NOT ADD DUE TO ROUNDING.

TABLE 15. USE (INPUT) MATRIX (AGGREGATION - M), 1962 (MILLIONS OF DOLLARS) - CONTINUED

COMMODITY AGGREGATION - M	RETAIL TRADE	OWNER- OCCUPIED DWELLINGS	FINANCE, INS. & REAL ESTATE	EDUCATION & HEALTH SERVICES	AMUSEMENT RECREATION SERVICES	SERVICE TO BUSINESS MANAGEMENT	ACCOMMODATION/FOOD SERVICES	PERSONAL & MISC. SERVICES
NO.								
1 GRAINS.....	--	--	--	--	--	--	--	--
2 LIVE ANIMALS.....	216.0	--	--	--	--	--	--	--
3 OTHER AGRICULTURAL PRODUCTS.....	--	--	--	--	0.1	--	38.6	1.0
4 FORESTRY PRODUCTS.....	--	--	--	--	--	--	--	--
5 FISH LANDINGS.....	--	--	--	--	--	--	6.3	--
6 HUNTING & TRAPPING PRODUCTS.....	--	--	--	--	--	--	--	--
7 IRON ORES & CONCENTRATES.....	--	--	--	--	--	--	--	--
8 OTHER METAL ORES & CONCENTRATES.....	--	--	--	0.4	--	--	--	--
9 COAL.....	--	--	--	0.5	--	--	--	--
10 CRUDE MINERAL OILS.....	--	--	--	--	--	--	--	--
11 NATURAL GAS.....	6.2	--	2.7	0.1	--	--	0.5	--
12 NON-METALLIC MINERALS.....	--	--	--	--	--	--	11.3	--
13 SERVICES INCIDENTAL TO MINING.....	--	--	--	--	--	--	--	--
14 MEAT PRODUCTS.....	4.8	--	--	--	--	--	212.0	--
15 DAIRY PRODUCTS.....	--	--	--	--	--	--	53.1	--
16 FISH PRODUCTS.....	--	--	--	--	--	--	29.8	--
17 FRUITS & VEGETABLES PREPARATIONS.....	--	--	--	--	--	--	26.9	--
18 FEEDS.....	--	--	--	--	0.1	--	--	--
19 FLOUR, WHEAT MEAL & OTHER CEREALS.....	--	--	--	--	--	--	3.0	--
20 BREAKFAST CEREAL & BAKERY PROD.....	--	--	--	--	--	--	31.0	--
21 SUGAR.....	--	--	--	--	--	--	6.0	--
22 MISC. FOOD PRODUCTS.....	--	--	--	--	--	--	15.3	1.5
23 SOFT DRINKS.....	--	--	--	--	--	--	8.8	--
24 ALCOHOLIC BEVERAGES.....	--	--	--	--	--	--	--	--
25 TOBACCO PROCESSED UNMANUFACTURED.....	--	--	--	--	--	--	--	--
26 CIGARETTES & TOBACCO MFG.....	--	--	--	--	--	--	--	--
27 TIRES & TUBES.....	2.1	--	--	--	--	--	--	--
28 OTHER RUBBER PRODUCTS.....	2.6	--	--	0.1	--	--	--	1.7
29 PLASTIC FABRICATED PRODUCTS.....	--	--	--	--	--	--	0.9	--
30 LEATHER & LEATHER PRODUCTS.....	--	--	--	--	0.3	--	--	1.5
31 YARNS & MAN MADE FIBRES.....	--	--	--	--	--	--	--	1.2
32 FABRICS.....	0.7	--	--	0.2	0.3	--	2.2	8.1
33 OTHER TEXTILE PRODUCTS.....	0.7	--	--	4.8	0.1	0.1	14.3	0.7
34 HOSIERY & KNITTED WEAR.....	--	--	--	--	--	--	--	--
35 CLOTHING & ACCESSORIES.....	18.5	--	--	--	--	--	1.0	--
36 LUMBER & TIMBER.....	--	--	--	--	--	0.1	--	--
37 VENEER & PLYWOOD.....	--	--	--	--	--	--	--	--
38 OTHER WOOD FABRICATED MATERIALS.....	4.8	--	--	--	0.3	--	--	12.6
39 FURNITURE & FIXTURES.....	--	--	--	--	--	--	0.6	--
40 PULP.....	--	--	--	--	--	--	--	--
41 NEWSPRINT & OTHER PAPER STOCK.....	8.2	--	--	0.1	--	1.2	--	0.3
42 PAPER PRODUCTS.....	60.5	--	--	--	--	0.3	26.8	2.1
43 PRINTING & PUBLISHING.....	4.5	--	9.9	2.0	0.5	1.5	--	--
44 ADVERTISING, PRINT MEDIA.....	--	--	--	--	--	--	--	--
45 IRON & STEEL PRODUCTS.....	--	--	--	--	--	--	--	--
46 ALUMINUM PRODUCTS.....	--	--	--	--	--	--	--	--
47 COPPER & COPPER ALLOY PRODUCTS.....	--	--	--	--	--	--	--	--
48 NICKEL PRODUCTS.....	--	--	--	--	--	--	--	--
49 OTHER NON FERROUS METAL PRODUCTS.....	--	--	--	--	--	--	--	1.8
50 BOILERS, TANKS & PLATES.....	--	--	--	--	--	--	--	--
51 FABRICATED STRUCTURAL METAL PROD.....	--	--	--	--	--	--	--	--
52 OTHER METAL FABRICATED PRODUCTS.....	11.9	--	--	--	0.8	--	0.2	1.8
53 AGRICULTURAL MACHINERY.....	--	--	--	--	--	--	--	--
54 OTHER INDUSTRIAL MACHINERY.....	--	--	--	--	--	--	--	--
55 MOTOR VEHICLES.....	--	--	--	--	--	--	--	--
56 MOTOR VEHICLE PARTS.....	--	--	--	--	--	--	--	--
57 OTHER TRANSPORT EQUIPMENT.....	--	--	--	--	--	--	--	--
58 APPLIANCES & RECEIVERS HOUSEHOLD.....	--	--	--	--	--	--	--	0.2
59 OTHER ELECTRICAL PRODUCTS.....	--	--	--	0.1	--	--	--	--
60 CEMENT & CONCRETE PRODUCTS.....	--	--	--	--	--	--	--	--
61 OTHER NON-METALLIC MINERAL PROD.....	0.9	--	--	0.2	--	--	3.5	--
62 GASOLINE & FUEL OIL.....	23.8	--	7.9	3.5	1.0	2.6	6.7	5.3
63 OTHER PETROLEUM & COAL PROD.....	1.5	--	0.1	0.6	0.1	0.3	0.4	1.4
64 INDUSTRIAL CHEMICALS.....	3.2	--	--	1.2	0.1	--	0.1	6.2
65 FERTILIZERS.....	--	--	--	--	--	--	--	--
66 PHARMACEUTICALS.....	--	--	--	13.1	--	--	--	--
67 OTHER CHEMICAL PRODUCTS.....	--	--	--	0.2	--	0.2	0.8	30.6
68 SCIENTIFIC EQUIPMENT.....	0.2	--	--	13.7	2.4	0.7	--	6.1
69 OTHER MANUFACTURED PRODUCTS.....	3.8	--	--	3.6	5.6	0.3	1.5	3.6
70 RESIDENTIAL CONSTRUCTION.....	--	--	--	--	--	--	--	--
71 NON-RESIDENTIAL CONSTRUCTION.....	--	--	--	--	--	--	--	--
72 REPAIR CONSTRUCTION.....	27.0	400.1	175.4	0.3	2.6	--	8.9	11.8
73 PIPELINE TRANSPORTATION.....	6.2	--	2.8	0.3	--	--	0.3	0.1
74 TRANSPORTATION & STORAGE.....	39.0	--	0.2	1.5	1.5	1.3	4.1	2.2
75 RADIO & TELEVISION BROADCASTING.....	--	--	--	--	--	--	--	--
76 TELEPHONE & TELEGRAPH.....	48.8	--	55.5	24.7	2.3	18.3	9.6	4.6
77 POSTAL SERVICES.....	58.4	--	26.5	6.1	0.2	4.3	0.3	0.6
78 ELECTRIC POWER.....	59.1	--	16.1	2.1	4.7	2.0	6.6	6.0
79 OTHER UTILITIES.....	13.3	--	10.1	0.7	0.1	0.1	1.5	0.3
80 WHOLESALE MARGINS.....	23.9	--	3.0	5.4	1.1	1.5	29.3	10.7
81 RETAIL MARGINS.....	8.6	--	1.6	1.1	0.1	1.2	15.9	1.4
82 IMPLIED RENT OWNER OCCUP. DWEL.....	--	--	--	--	--	--	--	--
83 OTHER FINANCE, INS. REAL ESTATE.....	331.7	23.5	433.4	33.1	39.2	43.5	58.9	36.2
84 BUSINESS SERVICES.....	31.3	--	95.2	9.3	2.9	41.4	6.2	3.9
85 EDUCATION SERVICES.....	--	--	--	--	--	--	--	--
86 HEALTH SERVICES.....	--	--	0.6	--	--	--	--	--
87 AMUSEMENT & RECREATION SERVICES.....	--	--	--	--	--	--	--	--
88 ACCOMMODATION & FOOD SERVICES.....	--	--	--	--	24.6	1.2	10.4	--
89 OTHER PERSONAL & MISC. SERVICES.....	26.5	--	27.0	19.3	6.9	14.3	14.4	10.8
90 TRANSPORTATION MARGINS.....	9.3	--	0.8	1.5	0.3	0.4	12.5	3.6
91 OPERATING, OFFICE, LAB. & FOOD.....	219.5	--	222.7	54.7	26.4	58.1	62.6	48.2
92 TRAVEL, ADVERTISING & PROMOTION.....	150.6	--	142.8	8.9	18.3	45.8	18.9	9.4
93 NON-COMPETING IMPORTS.....	4.4	--	--	--	--	--	3.7	--
94 UNALLOCATED IMPORTS & EXPORTS.....	--	--	--	--	--	--	--	--
95 INDIRECT TAXES.....	119.9	674.2	546.6	10.8	14.1	13.4	55.1	20.9
96 SUBSIDIES.....	--	-14.4	-6.0	--	--	--	-0.2	--
97 WAGES & SALARIES.....	1773.5	--	1045.1	131.9	61.4	405.6	526.6	221.4
98 SUPPLEMENTARY LABOUR INCOME.....	52.6	--	60.9	3.8	1.3	10.9	9.5	5.2
99 NET INCOME, UNINC. BUSINESS.....	533.0	681.9	489.5	360.1	32.0	282.1	194.6	139.3
100 OTHER OPERATING SURPLUS.....	558.7	858.1	1221.6	28.1	116.5	116.5	192.4	69.7
TOTAL.....	4469.7	2623.4	4592.0	748.1	280.1	1069.2	1734.3	681.3

NOTE: DETAIL MAY NOT ADD DUE TO ROUNDING.

TABLE 15. USE (INPUT) MATRIX (AGGREGATION - M, 1962 (MILLIONS OF DOLLARS) - CONCLUDED

COMMODITY AGGREGATION - M	TRANS MARGINS	OPERATING OFFICE LAB & FOOD	TRAVEL PROMOTION, ADV'G.	TOTAL INDUSTRIES
NO.				
1 GRAINS.....	--	--	--	281.6
2 LIVE ANIMALS.....	--	1.1	--	1022.7
3 OTHER AGRICULTURAL PRODUCTS.....	--	24.2	--	899.1
4 FORESTRY PRODUCTS.....	--	--	--	780.5
5 FISH LANDINGS.....	--	0.8	--	104.9
6 HUNTING & TRAPPING PRODUCTS.....	--	--	--	13.7
7 IRON ORES & CONCENTRATES.....	--	--	--	89.5
8 OTHER METAL ORES & CONCENTRATES.....	--	--	--	732.1
9 COAL.....	--	--	--	138.2
10 CRUDE MINERAL OILS.....	--	--	--	792.5
11 NATURAL GAS.....	--	--	--	27.6
12 NON-METALLIC MINERALS.....	--	0.2	--	164.0
13 SERVICES INCIDENTAL TO MINING.....	--	--	--	120.5
14 MEAT PRODUCTS.....	--	53.2	--	571.5
15 DAIRY PRODUCTS.....	--	31.5	--	186.9
16 FISH PRODUCTS.....	--	2.7	--	54.3
17 FRUITS & VEGETABLES PREPARATIONS.....	--	15.4	--	82.4
18 FEEDS.....	--	--	--	376.5
19 FLOUR, WHEAT MEAL & OTHER CEREALS.....	--	2.2	--	93.2
20 BREAKFAST CEREAL & BAKERY PROD.....	--	19.1	--	51.6
21 SUGAR.....	--	3.1	--	72.6
22 MISC. FOOD PRODUCTS.....	--	11.2	--	241.1
23 SOFT DRINKS.....	--	8.0	--	36.2
24 ALCOHOLIC BEVERAGES.....	--	--	21.3	28.0
25 TOBACCO PROCESSED UNMANUFACTURED.....	--	--	--	84.5
26 CIGARETTES & TOBACCO MFG.....	--	--	--	0.3
27 TIRES & TUBES.....	--	53.7	1.3	124.4
28 OTHER RUBBER PRODUCTS.....	--	13.1	0.3	108.5
29 PLASTIC FABRICATED PRODUCTS.....	--	22.9	1.5	153.9
30 LEATHER & LEATHER PRODUCTS.....	--	3.8	--	81.0
31 YARNS & MAN MADE FIBRES.....	--	--	--	271.4
32 FABRICS.....	--	--	--	522.1
33 OTHER TEXTILE PRODUCTS.....	--	21.2	--	211.0
34 HOSIERY & KNITTED WEAR.....	--	--	--	5.4
35 CLOTHING & ACCESSORIES.....	--	7.2	--	88.6
36 LUMBER & TIMBER.....	--	1.2	--	276.5
37 VENEER & PLYWOOD.....	--	--	--	140.3
38 OTHER WOOD FABRICATED MATERIALS.....	--	0.3	--	324.0
39 FURNITURE & FIXTURES.....	--	--	--	33.4
40 PULP.....	--	--	--	74.4
41 NEWSPRINT & OTHER PAPER STOCK.....	--	5.7	--	514.4
42 PAPER PRODUCTS.....	--	124.5	--	633.1
43 PRINTING & PUBLISHING.....	--	228.2	121.3	467.9
44 ADVERTISING-PRINT MEDIA.....	--	--	275.7	275.7
45 IRON & STEEL PRODUCTS.....	--	4.5	--	1076.1
46 ALUMINUM PRODUCTS.....	--	--	--	183.8
47 COPPER & COPPER ALLOY PRODUCTS.....	--	0.6	--	240.5
48 NICKEL PRODUCTS.....	--	--	--	21.2
49 OTHER NON-FERROUS METAL PRODUCTS.....	--	6.4	--	202.6
50 BOILERS, TANKS & PLATES.....	--	0.9	--	109.0
51 FABRICATED STRUCTURAL METAL PROD.....	--	--	--	472.8
52 OTHER METAL FABRICATED PRODUCTS.....	--	180.3	--	1165.4
53 AGRICULTURAL MACHINERY.....	--	1.1	--	54.6
54 OTHER INDUSTRIAL MACHINERY.....	--	308.1	--	590.0
55 MOTOR VEHICLES.....	--	--	--	28.0
56 MOTOR VEHICLE PARTS.....	--	120.1	12.4	848.5
57 OTHER TRANSPORT EQUIPMENT.....	--	0.5	--	176.4
58 APPLIANCES & RECEIVERS-HOUSEHOLD.....	--	2.6	--	60.7
59 OTHER ELECTRICAL PRODUCTS.....	--	119.6	1.9	799.2
60 CEMENT & CONCRETE PRODUCTS.....	--	--	--	378.8
61 OTHER NON-METALLIC MINERAL PROD.....	--	11.9	--	446.8
62 GASOLINE & FUEL OIL.....	--	--	26.3	586.1
63 OTHER PETROLEUM & COAL PROD.....	--	3.0	2.3	222.1
64 INDUSTRIAL CHEMICALS.....	--	39.5	--	674.0
65 FERTILIZERS.....	--	3.4	--	75.4
66 PHARMACEUTICALS.....	--	9.0	--	50.3
67 OTHER CHEMICAL PRODUCTS.....	--	118.7	1.0	528.5
68 SCIENTIFIC EQUIPMENT.....	--	71.5	--	156.1
69 OTHER MANUFACTURED PRODUCTS.....	--	25.3	29.8	218.5
70 RESIDENTIAL CONSTRUCTION.....	--	--	--	--
71 NON-RESIDENTIAL CONSTRUCTION.....	--	--	--	--
72 REPAIR CONSTRUCTION.....	--	--	--	1131.3
73 PIPELINE TRANSPORTATION.....	--	--	--	154.7
74 TRANSPORTATION & STORAGE.....	1641.8	--	205.8	2542.6
75 RADIO & TELEVISION BROADCASTING.....	--	--	115.9	119.2
76 TELEPHONE & TELEGRAPH.....	--	--	--	387.9
77 POSTAL SERVICES.....	--	--	--	159.1
78 ELECTRIC POWER.....	--	--	--	463.7
79 OTHER UTILITIES.....	--	--	--	78.5
80 WHOLESALE MARGINS.....	--	280.2	23.2	1600.0
81 RETAIL MARGINS.....	--	116.2	26.4	313.1
82 IMputed RENT OWNER OCCUP. DWEL.....	--	--	--	--
83 OTHER FINANCINGS, REAL ESTATE.....	--	--	--	2135.8
84 BUSINESS SERVICES.....	--	--	149.3	809.0
85 EDUCATION SERVICES.....	--	--	--	--
86 HEALTH SERVICES.....	--	--	--	0.6
87 AMUSEMENT & RECREATION SERVICES.....	--	--	11.4	76.7
88 ACCOMMODATION & FOOD SERVICES.....	--	--	301.6	310.7
89 OTHER PERSONAL & MISC. SERVICES.....	--	396.7	33.9	864.2
90 TRANSPORTATION MARGINS.....	--	70.6	8.1	919.8
91 OPERATING, OFFICE, LAB & FOOD.....	--	--	--	2281.4
92 TRAVEL, ADVERTISING & PROMOTION.....	--	--	--	1381.3
93 NON-COMPETING IMPORTS.....	--	2.2	--	230.3
94 UNALLOCATED IMPORTS & EXPORTS.....	--	79.1	60.5	139.6
95 INDIRECT TAXES.....	--	193.7	101.6	2793.5
96 SUBSIDIES.....	--	--	--	-361.5
97 WAGES & SALARIES.....	--	--	--	16924.3
98 SUPPLEMENTARY LABOUR INCOME.....	--	--	--	734.1
99 NET INCOME, UNINC. BUSINESS.....	--	--	--	4804.2
100 OTHER OPERATING SURPLUS.....	--	--	--	10603.1
TOTAL.....	1641.8	2820.6	1532.7	72304.6

NOTE: DETAIL MAY NOT ADD DUE TO ROUNDING

TABLE 16. FINAL DEMAND MATRIX (AGGREGATION - M). 1962 (MILLIONS OF DOLLARS)

NO.	COMMODITY AGGREGATION - M	CONS. EXP. DURABLE	CONS. EXP. SEMI DURABLE	CONS. EXP. NON- DURABLE	CONS. EXP. SERVICES	CONS. TRUCTION BUSINESS	CONS. TRUCTION GOVERNMENT	MACHINERY EQUIPMENT BUSINESS	MACHINERY EQUIPMENT GOVERNMENT
1	GRAINS	--	--	--	--	--	--	--	--
2	LIVE ANIMALS	--	6.5	70.1	--	--	--	--	--
3	OTHER AGRICULTURAL PRODUCTS	--	--	465.0	6.0	--	--	--	--
4	FORESTRY PRODUCTS	--	--	35.7	--	--	--	--	--
5	FISH LANDINGS	--	--	7.1	--	--	--	--	--
6	HUNTING & TRAPPING PRODUCTS	--	--	--	--	--	--	--	--
7	IRON ORES & CONCENTRATES	--	--	--	--	--	--	--	--
8	OTHER METAL ORES & CONCENTRATES	--	--	--	--	--	--	--	--
9	COAL	--	--	24.8	0.5	--	--	--	--
10	CRUDE MINERAL OILS	--	--	--	--	--	--	--	--
11	NATURAL GAS	--	--	26.6	3.9	--	--	--	--
12	NON-METALLIC MINERALS	--	1.9	3.4	--	--	--	--	--
13	SERVICES INCIDENTAL TO MINING	--	--	--	--	80.1	--	--	--
14	MEAT PRODUCTS	--	--	1111.5	--	--	--	--	--
15	DAIRY PRODUCTS	--	--	721.7	--	--	--	--	--
16	FISH PRODUCTS	--	--	55.3	--	--	--	--	--
17	FRUITS & VEGETABLES PREPARATIONS	--	--	373.4	--	--	--	--	--
18	FEEDS	--	--	25.3	--	--	--	--	--
19	FLOUR, WHEAT MEAL & OTHER CEREALS	--	--	42.6	--	--	--	--	--
20	BREAKFAST CEREAL & BAKERY PROD.	--	--	475.7	--	--	--	--	--
21	SUGAR	--	--	51.4	--	--	--	--	--
22	MISC. FOOD PRODUCTS	--	--	478.3	--	--	--	--	--
23	SOFT DRINKS	--	--	150.4	--	--	--	--	--
24	ALCOHOLIC BEVERAGES	--	--	392.7	--	--	--	--	--
25	TOBACCO PROCESSED UNMANUFACTURED	--	--	--	--	--	--	--	--
26	CIGARETTES & TOBACCO MFG.	--	--	246.1	--	--	--	--	--
27	TIRES & TUBES	60.0	--	--	--	--	--	0.5	--
28	OTHER RUBBER PRODUCTS	3.4	46.0	1.6	--	--	--	3.4	1.0
29	PLASTIC FABRICATED PRODUCTS	1.2	--	4.2	--	--	--	--	--
30	LEATHER & LEATHER PRODUCTS	--	263.9	--	--	--	--	--	--
31	YARNS & MAN MADE FIBRES	--	24.5	--	--	--	--	--	--
32	FABRICS	--	82.5	--	--	--	--	--	--
33	OTHER TEXTILE PRODUCTS	61.7	--	20.1	--	--	--	3.5	0.4
34	HOSIERY & KNITTED WEAR	--	224.2	--	--	--	--	--	--
35	CLOTHING & ACCESSORIES	--	879.1	--	--	--	--	--	--
36	LUMBER & TIMBER	--	6.7	--	--	--	--	--	--
37	VENEER & PLYWOOD	--	5.0	--	--	--	--	--	--
38	OTHER WOOD FABRICATED MATERIALS	10.8	2.4	0.4	--	--	--	4.6	0.1
39	FURNITURE & FIXTURES	263.6	11.0	--	--	--	--	63.9	19.0
40	PULP	--	--	--	--	--	--	--	--
41	NEWSPRINT & OTHER PAPER STOCK	--	2.6	1.0	--	--	--	--	--
42	PAPER PRODUCTS	--	11.5	84.1	--	--	--	--	--
43	PRINTING & PUBLISHING	--	236.4	--	7.9	--	--	0.7	--
44	ADVERTISING, PRINT MEDIA	--	--	--	--	--	--	--	--
45	IRON & STEEL PRODUCTS	--	--	--	--	--	--	--	--
46	ALUMINUM PRODUCTS	--	--	--	--	--	--	--	--
47	COPPER & COPPER ALLOY PRODUCTS	--	--	--	--	--	--	--	--
48	NICKEL PRODUCTS	--	--	--	--	--	--	--	--
49	OTHER NON-FERROUS METAL PRODUCTS	--	2.8	--	--	--	--	34.0	--
50	BOILERS, TANKS & PLATES	--	--	--	--	--	--	19.0	0.5
51	FABRICATED STRUCTURAL METAL PROD.	--	1.3	--	--	--	--	1.3	0.5
52	OTHER METAL FABRICATED PRODUCTS	13.7	62.0	7.4	--	--	--	44.3	6.1
53	AGRICULTURAL MACHINERY	3.4	--	--	--	--	--	233.3	1.4
54	OTHER INDUSTRIAL MACHINERY	15.4	12.1	--	--	--	--	689.1	37.8
55	MOTOR VEHICLES	957.6	--	--	--	3.8	--	286.7	31.0
56	MOTOR VEHICLE PARTS	70.7	--	--	--	--	--	25.5	1.0
57	OTHER TRANSPORT EQUIPMENT	30.0	--	--	--	--	--	174.2	24.6
58	APPLIANCES & REFRIGERS. HOUSEHOLD	399.9	--	--	--	--	--	56.6	3.4
59	OTHER ELECTRICAL PRODUCTS	22.9	31.9	--	--	--	--	360.0	8.8
60	CEMENT & CONCRETE PRODUCTS	--	2.0	--	--	--	--	--	--
61	OTHER NON-METALLIC MINERAL PROD.	--	51.3	--	--	--	--	10.9	0.1
62	GASOLINE & FUEL OIL	--	--	519.5	4.6	--	--	--	--
63	OTHER PETROLEUM & COAL PROD.	--	0.6	24.5	0.1	--	--	--	--
64	INDUSTRIAL CHEMICALS	0.3	0.3	1.1	--	--	--	--	--
65	FERTILIZERS	--	--	0.7	--	--	--	--	--
66	PHARMACEUTICALS	--	--	120.7	--	--	--	--	--
67	OTHER CHEMICAL PRODUCTS	5.3	54.3	215.1	--	--	--	--	--
68	SCIENTIFIC EQUIPMENT	35.5	23.5	26.0	--	--	--	52.6	33.3
69	OTHER MANUFACTURED PRODUCTS	161.1	106.7	10.1	5.1	--	--	8.4	3.1
70	RESIDENTIAL CONSTRUCTION	--	--	--	--	1543.0	9.0	--	--
71	NON-RESIDENTIAL CONSTRUCTION	--	--	--	--	2450.0	1683.2	--	--
72	REPAIR CONSTRUCTION	--	--	--	13.4	--	--	--	--
73	PIPELINE TRANSPORTATION	--	--	28.8	0.1	--	--	--	--
74	TRANSPORTATION & STORAGE	--	--	--	494.6	--	--	--	--
75	RADIO & TELEVISION BROADCASTING	--	--	--	7.4	--	--	--	--
76	TELEPHONE & TELEGRAPH	--	--	--	326.5	--	--	--	--
77	POSTAL SERVICES	--	--	--	45.2	--	--	--	--
78	ELECTRIC POWER	--	--	372.9	4.2	--	--	--	--
79	OTHER UTILITIES	--	--	81.9	115.4	--	--	--	--
80	WHOLESALE MARGINS	201.1	183.4	507.9	2.3	0.5	--	289.4	15.2
81	RETAIL MARGINS	709.9	1062.7	1508.3	3.9	0.3	--	56.9	4.7
82	IMPLIED RENT OWNER OCUP. DWEL.	--	--	--	2623.4	--	--	--	--
83	OTHER FINANCIALS, REAL ESTATE	--	--	--	2332.2	349.0	--	--	--
84	BUSINESS SERVICES	--	--	--	108.7	--	--	--	--
85	EDUCATION SERVICES	--	--	--	107.0	--	--	--	--
86	HEALTH SERVICES	--	--	--	777.2	--	--	--	--
87	AMUSEMENT & RECREATION SERVICES	--	--	--	202.6	--	--	--	--
88	ACCOMMODATION & FOOD SERVICES	--	--	--	1530.9	--	--	--	--
89	OTHER PERSONAL & MISC. SERVICES	303.4	52.5	--	603.7	--	--	--	--
90	TRANSPORTATION MARGINS	44.9	76.8	162.9	0.7	0.1	--	54.5	4.0
91	OPERATING, OFFICE, LAB & FOOD	--	--	--	52.0	--	--	--	--
92	TRAVEL, ADVERTISING & PROMOTION	--	--	--	23.2	--	--	--	--
93	NON-COMPETING IMPORTS	--	--	94.1	--	--	--	--	--
94	UNALLOCATED IMPORTS & EXPORTS	--	--	--	24.0	--	--	--	--
95	INDIRECT TAXES	362.4	304.7	1430.9	64.8	0.3	--	154.8	15.1
96	SUBSIDIES	--	--	--	--	--	--	--	--
97	WAGES & SALARIES	--	--	--	626.1	--	--	--	--
98	SUPPLEMENTARY LABOUR INCOME	--	--	--	12.9	--	--	--	--
99	NET INCOME, UNINC. BUSINESS	--	--	--	--	--	--	--	--
100	OTHER OPERATING SURPLUS	--	--	--	43.2	--	--	--	--
TOTAL		3738.2	3935.9	9981.3	10173.7	4427.1	1692.2	2560.0	211.0

NOTE: DETAIL MAY NOT ADD DUE TO ROUNDING.

TABLE 16. FINAL DEMAND MATRIX (AGGREGATION - M), 1962 (MILLIONS OF DOLLARS) - CONCLUDED

NO.	COMMODITY AGGREGATION - M	INVENTORIES	DOMESTIC EXPORTS	RE-EXPORTS	IMPORTS	GOVT GROSS CURRENT EXPEND.	GOVT. SALE OF GOOD & SERVICES	FINAL EXPEND ON GDP
1	GRAINS	185.0	549.5	0.1	-48.9	--	-0.4	685.3
2	LIVE ANIMALS	33.7	67.4	0.4	-9.4	--	-0.5	168.2
3	OTHER AGRICULTURAL PRODUCTS	3.5	123.6	1.1	-226.8	4.2	-3.6	372.9
4	FORESTRY PRODUCTS	--	43.6	1.5	-18.3	--	--	62.4
5	FISH LANDINGS	-0.5	30.3	0.5	-11.2	--	-0.1	26.1
6	HUNTING & TRAPPING PRODUCTS	2.8	9.4	0.5	-16.1	--	--	-3.4
7	IRON ORES & CONCENTRATES	19.7	178.6	--	-57.7	--	--	140.6
8	OTHER METAL ORES & CONCENTRATES	-11.6	391.6	0.3	-98.1	--	--	282.0
9	COAL	-7.6	8.0	0.1	-122.1	8.6	--	-87.7
10	CRUDE MINERAL OILS	-3.5	242.6	--	-404.8	--	--	-165.6
11	NATURAL GAS	0.1	39.5	--	-2.0	2.5	--	70.6
12	NON-METALLIC MINERALS	20.5	157.6	3.7	-61.0	12.9	--	139.0
13	SERVICES INCIDENTAL TO MINING	--	--	--	--	--	--	80.1
14	MEAT PRODUCTS	-20.1	72.7	1.9	-80.0	--	--	1086.1
15	DAIRY PRODUCTS	0.6	24.7	--	-12.7	--	--	734.4
16	FISH PRODUCTS	8.3	115.3	0.4	-12.5	--	--	166.9
17	FRUITS & VEGETABLES PREPARATIONS	2.3	16.2	0.7	-110.0	--	--	282.7
18	FEEDS	-1.1	33.3	--	-28.2	--	--	29.3
19	FLOUR, WHEAT MEAL & OTHER CEREALS	2.0	56.9	--	-3.1	--	--	98.5
20	BREAKFAST CEREAL & BAKERY PROD.	-0.9	5.3	--	-9.8	--	--	470.3
21	SUGAR	3.6	1.2	--	-0.8	--	--	55.4
22	MISC. FOOD PRODUCTS	2.3	26.1	2.5	-133.8	--	--	375.4
23	SOFT DRINKS	0.4	0.1	--	-4.1	--	--	146.8
24	ALCOHOLIC BEVERAGES	11.2	88.8	--	-72.9	--	--	419.8
25	TOBACCO PROCESSED UNMANUFACTURED	-15.5	34.1	--	-5.6	--	--	13.0
26	CIGARETTES & TOBACCO MFG.	0.7	0.6	--	-5.9	--	--	241.5
27	TIRES & TUBES	2.5	6.7	0.3	-14.0	--	--	55.9
28	OTHER RUBBER PRODUCTS	--	3.6	0.3	-39.8	--	--	19.6
29	PLASTIC FABRICATED PRODUCTS	2.7	6.7	0.6	-50.0	--	--	-14.4
30	LEATHER & LEATHER PRODUCTS	-2.0	16.3	0.6	-51.7	--	--	227.1
31	YARNS & MAN MADE FIBRES	18.1	24.4	1.1	-87.4	--	--	-19.3
32	FABRICS	30.7	9.9	1.6	-243.8	0.1	--	-119.0
33	OTHER TEXTILE PRODUCTS	12.6	11.3	0.5	-101.8	9.4	-0.1	100.5
34	HOSIERY & KNITTED WEAR	-4.5	2.0	0.2	-26.7	0.1	--	195.3
35	CLOTHING & ACCESSORIES	-13.9	11.5	0.9	-72.5	5.4	-0.2	810.2
36	LUMBER & TIMBER	6.7	379.9	0.1	-38.7	--	-0.1	354.5
37	VENET & PLYWOOD	-1.0	41.9	0.3	-20.6	--	--	25.7
38	OTHER WOOD FABRICATED MATERIALS	0.6	39.6	0.8	-14.6	--	--	44.8
39	FURNITURE & FIXTURES	0.3	3.3	0.3	-30.4	2.0	--	332.9
40	PULP	1.9	368.1	--	-11.7	--	--	360.3
41	NEWSPRINT & OTHER PAPER STOCK	29.2	758.3	0.1	-40.3	--	--	750.9
42	PAPER PRODUCTS	1.9	15.3	0.8	-52.0	--	--	61.6
43	PRINTING & PUBLISHING	1.9	6.7	2.1	-128.3	15.8	-2.8	140.4
44	ADVERTISING, PRINT MEDIA	--	--	--	--	--	-0.1	-0.1
45	IRON & STEEL PRODUCTS	18.3	133.8	1.1	-155.9	--	--	-2.7
46	ALUMINUM PRODUCTS	-23.8	277.3	0.2	-23.3	--	--	230.4
47	COPPER & COPPER ALLOY PRODUCTS	-3.3	168.6	0.1	-7.5	0.8	--	158.8
48	NICKEL PRODUCTS	15.0	304.0	7.1	-14.4	0.8	--	312.5
49	OTHER NON FERROUS METAL PRODUCTS	5.2	146.5	15.0	-85.9	18.9	--	68.5
50	BOILERS, TANKS & PLATES	2.2	4.8	0.3	-9.8	--	--	17.0
51	FABRICATED STRUCTURAL METAL PROD.	1.7	5.9	0.6	-55.9	--	--	-44.7
52	OTHER METAL FABRICATED PRODUCTS	5.1	38.8	7.1	-279.6	25.3	-0.8	-70.6
53	AGRICULTURAL MACHINERY	-6.3	88.6	4.7	-245.9	--	--	79.2
54	OTHER INDUSTRIAL MACHINERY	117.6	76.9	22.0	-860.4	7.1	-0.1	117.6
55	MOTOR VEHICLES	58.9	29.8	1.3	-219.9	12.8	--	1162.0
56	MOTOR VEHICLE PARTS	9.4	27.1	5.6	-516.1	--	--	-376.8
57	OTHER TRANSPORT EQUIPMENT	-9.7	171.0	36.9	-219.9	261.0	--	468.1
58	APPLIANCES & REFRIGERS HOUSEHOLD	6.3	11.6	1.2	-143.6	--	--	335.3
59	OTHER ELECTRICAL PRODUCTS	42.1	82.1	10.8	-351.8	57.2	--	263.9
60	CEMENT & CONCRETE PRODUCTS	2.1	4.5	--	-2.8	--	--	5.8
61	OTHER NON-METALLIC MINERAL PROD.	14.0	35.8	0.7	-170.7	--	--	-57.9
62	GASOLINE & FUEL OIL	43.9	8.2	0.5	-96.3	65.9	-0.4	545.8
63	OTHER PETROLEUM & COAL PROD.	4.6	12.0	0.1	-55.0	3.1	--	-10.0
64	INDUSTRIAL CHEMICALS	9.5	155.0	1.5	-220.3	15.4	-0.1	-37.4
65	FERTILIZERS	3.2	7.1	0.1	-20.3	--	--	-9.1
66	PHARMACEUTICALS	1.8	11.4	0.9	-45.6	35.5	--	124.6
67	OTHER CHEMICAL PRODUCTS	6.6	25.4	2.3	-157.3	13.4	--	165.2
68	SCIENTIFIC EQUIPMENT	-0.3	39.8	11.4	-205.7	47.9	--	63.9
69	OTHER MANUFACTURED PRODUCTS	2.0	15.5	3.1	-154.8	--	-0.1	160.3
70	RESIDENTIAL CONSTRUCTION	--	--	--	--	3.0	--	1555.0
71	NON-RESIDENTIAL CONSTRUCTION	--	--	--	--	65.8	--	4199.0
72	REPAIR CONSTRUCTION	--	--	--	--	399.5	--	412.9
73	PIPELINE TRANSPORTATION	--	86.0	--	-31.8	2.6	--	86.5
74	TRANSPORTATION & STORAGE	--	287.9	--	-59.0	76.6	-14.8	785.4
75	RADIO & TELEVISION BROADCASTING	--	6.4	--	-4.3	--	--	9.5
76	TELEPHONE & TELEGRAPH	--	--	--	--	40.3	--	375.8
77	POSTAL SERVICES	--	3.7	--	-4.1	16.2	--	61.0
78	ELECTRIC POWER	--	16.9	--	-3.4	75.5	-1.3	464.8
79	OTHER UTILITIES	--	--	--	--	19.5	-130.4	86.4
80	WHOLESALE MARGINS	--	146.9	7.3	-6.6	42.1	--	1389.5
81	RETAIL MARGINS	--	--	--	--	11.6	-0.1	3358.3
82	IMPROVED RENT OWNER OCPI DWEL	--	--	--	--	--	--	2623.4
83	OTHER FINANCIAL INS. REAL ESTATE	--	32.1	--	-105.8	79.8	-52.6	2634.6
84	BUSINESS SERVICES	--	45.3	--	-148.1	107.3	-6.7	106.5
85	EDUCATION SERVICES	--	--	--	--	2.4	-16.8	92.6
86	HEALTH SERVICES	--	--	--	--	37.8	-160.4	654.6
87	AMUSEMENT & RECREATION SERVICES	--	--	--	--	6.8	-23.1	186.3
88	ACCOMMODATION & FOOD SERVICES	--	--	--	--	--	-5.0	1525.9
89	OTHER PERSONAL & MISC. SERVICES	--	1.2	--	-8.1	105.6	-107.9	950.3
90	TRANSPORTATION MARGINS	--	354.8	5.3	--	17.9	--	722.0
91	OPERATING OFFICE LAB & FOOD	--	--	--	--	487.1	--	539.1
92	TRAVEL ADVERTISING & PROMOTION	--	--	--	--	128.2	--	151.4
93	NON-COMPETING IMPORTS	3.7	--	0.1	-318.2	--	--	-220.3
94	UNALLOCATED IMPORTS & EXPORTS	--	853.0	--	-1016.6	--	--	-139.6
95	INDIRECT TAXES	--	0.6	--	636.0	44.2	--	3013.7
96	SUBSIDIES	--	--	--	--	--	--	--
97	WAGES & SALARIES	--	--	--	--	3936.9	--	4563.1
98	SUPPLEMENTARY LABOUR INCOME	--	--	--	--	233.3	--	246.2
99	NET INCOME, UNINC. BUSINESS	--	--	--	--	--	--	--
100	OTHER OPERATING SURPLUS	--	--	--	--	573.9	--	617.1
TOTAL		655.8	7738.6	171.6	-7968.4	7149.4	-528.6	43937.8

NOTE: DETAIL MAY NOT ADD DUE TO ROUNDING.

TABLE 17. IMPACT (INVERSE) MATRIX (AGGREGATION - M), 1962

NO.	COMMODITY AGGREGATION - M	AGRICUL- TURE	FOREST- RY	FISHING, HUNTING & TRAPPING	METAL MINES	MINERAL FUELS	NON-METAL MINES & QUARRIES	SERVICES INCIDENTAL TO MINING	FOOD & BEVERAGE INDUSTRIES
1	GRAINS.....	1.0632	0.0031	0.0016	0.0019	0.0146	0.0023	0.0008	0.0108
2	LIVE ANIMALS.....	1.0636	0.0031	0.0016	0.0019	0.0146	0.0023	0.0008	0.0102
3	OTHER AGRICULTURAL PRODUCTS.....	1.0598	0.0045	0.0016	0.0019	0.0145	0.0023	0.0008	0.0120
4	FORESTRY PRODUCTS.....	0.0609	1.0281	0.0004	0.0028	0.0104	0.0008	0.0007	0.0236
5	FISH LANDINGS.....	0.0026	0.0048	1.0174	0.0028	0.0134	0.0036	0.0007	0.0041
6	HUNTING & TRAPPING PRODUCTS.....	0.0026	0.0048	1.0174	0.0028	0.0134	0.0036	0.0007	0.0041
7	IRON ORES & CONCENTRATES.....	0.0038	0.0021	0.0002	0.9687	0.0047	0.0035	0.0281	0.0079
8	OTHER METAL ORES & CONCENTRATES.....	0.0037	0.0022	0.0002	0.9117	0.0057	0.0037	0.0260	0.0078
9	COAL.....	0.0027	0.0017	0.0001	0.0050	1.0042	0.0008	0.0347	0.0056
10	CRUDE MINERAL OILS.....	0.0027	0.0017	0.0001	0.0050	1.0042	0.0008	0.0347	0.0056
11	NATURAL GAS.....	0.0027	0.0017	0.0001	0.0050	1.0041	0.0008	0.0347	0.0056
12	NON-METALLIC MINERALS.....	0.0066	0.0069	0.0003	0.0039	0.0616	0.9196	0.0123	0.0142
13	SERVICES INCIDENTAL TO MINING.....	0.0067	0.0031	0.0003	0.0093	0.0099	0.0076	0.9168	0.0137
14	MEAT PRODUCTS.....	0.3220	0.0084	0.0158	0.0027	0.0092	0.0020	0.0005	0.9961
15	DAIRY PRODUCTS.....	0.3457	0.0091	0.0188	0.0028	0.0096	0.0021	0.0006	1.1863
16	FISH PRODUCTS.....	0.3458	0.0091	0.0189	0.0029	0.0096	0.0022	0.0006	1.1875
17	FRUITS & VEGETABLES PREPARATIONS.....	0.3472	0.0091	0.0189	0.0028	0.0096	0.0021	0.0006	1.1924
18	FEEDS.....	0.3464	0.0091	0.0189	0.0028	0.0096	0.0021	0.0006	1.1898
19	FLOUR, WHEAT MEAL & OTHER CEREALS.....	0.3484	0.0091	0.0190	0.0028	0.0096	0.0021	0.0006	1.1967
20	BREAKFAST CEREAL & BAKERY PROD.....	0.3458	0.0091	0.0189	0.0028	0.0096	0.0021	0.0006	1.1876
21	SUGAR.....	0.3484	0.0091	0.0190	0.0028	0.0096	0.0021	0.0006	1.1967
22	MISC. FOOD PRODUCTS.....	0.3567	0.0090	0.0184	0.0028	0.0097	0.0022	0.0006	1.1607
23	SOFT DRINKS.....	0.3484	0.0091	0.0190	0.0028	0.0096	0.0021	0.0006	1.1967
24	ALCOHOLIC BEVERAGES.....	0.3484	0.0091	0.0190	0.0028	0.0096	0.0021	0.0006	1.1967
25	TOBACCO PROCESSED UNMANUFACTURED.....	0.2907	0.0170	0.0007	0.0017	0.0069	0.0012	0.0004	0.0419
26	CIGARETTES & TOBACCO MFG.....	0.2907	0.0170	0.0007	0.0017	0.0069	0.0012	0.0004	0.0419
27	TIRES & TUBES.....	0.0064	0.0078	0.0003	0.0035	0.0060	0.0035	0.0004	0.0147
28	OTHER RUBBER PRODUCTS.....	0.0068	0.0081	0.0003	0.0045	0.0061	0.0038	0.0005	0.0154
29	PLASTIC FABRICATED PRODUCTS.....	0.0155	0.0219	0.0007	0.0067	0.0067	0.0037	0.0005	0.0403
30	LEATHER & LEATHER PRODUCTS.....	0.0337	0.0085	0.0016	0.0028	0.0046	0.0014	0.0003	0.0992
31	YARNS & MAN MADE FIBRES.....	0.0129	0.0062	0.0003	0.0021	0.0050	0.0014	0.0003	0.0136
32	FABRICS.....	0.0124	0.0061	0.0003	0.0020	0.0047	0.0011	0.0003	0.0129
33	OTHER TEXTILE PRODUCTS.....	0.0129	0.0077	0.0003	0.0030	0.0049	0.0012	0.0004	0.0133
34	HOSIERY & KNITTED WEAR.....	0.0075	0.0052	0.0003	0.0015	0.0036	0.0007	0.0002	0.0092
35	CLOTHING & ACCESSORIES.....	0.0167	0.0043	0.0011	0.0017	0.0029	0.0006	0.0002	0.0104
36	LUMBER & TIMBER.....	0.0237	0.3512	0.0003	0.0029	0.0078	0.0008	0.0005	0.0143
37	VENEER & PLYWOOD.....	0.0237	0.3508	0.0003	0.0029	0.0078	0.0008	0.0005	0.0143
38	OTHER WOOD FABRICATED MATERIALS.....	0.0224	0.3258	0.0003	0.0036	0.0077	0.0010	0.0005	0.0141
39	FURNITURE & FIXTURES.....	0.0068	0.0415	0.0002	0.0142	0.0046	0.0014	0.0007	0.0109
40	PULP.....	0.0142	0.1755	0.0003	0.0030	0.0115	0.0054	0.0007	0.0133
41	NEWSPRINT & OTHER PAPER STOCK.....	0.0142	0.1754	0.0003	0.0031	0.0115	0.0054	0.0007	0.0133
42	PAPER PRODUCTS.....	0.0141	0.1526	0.0003	0.0046	0.0128	0.0050	0.0008	0.0165
43	PRINTING & PUBLISHING.....	0.0057	0.0351	0.0002	0.0022	0.0044	0.0014	0.0003	0.0092
44	ADVERTISING, PRINT MEDIA.....	0.0054	0.0321	0.0002	0.0020	0.0042	0.0013	0.0003	0.0089
45	IRON & STEEL PRODUCTS.....	0.0036	0.0032	0.0002	0.2382	0.0138	0.0053	0.0077	0.0077
46	ALUMINUM PRODUCTS.....	0.0036	0.0032	0.0002	0.2503	0.0143	0.0055	0.0077	0.0077
47	COPPER & COPPER ALLOY PRODUCTS.....	0.0036	0.0031	0.0002	0.2513	0.0144	0.0055	0.0077	0.0077
48	NICKEL PRODUCTS.....	0.0036	0.0031	0.0002	0.2541	0.0145	0.0055	0.0078	0.0077
49	OTHER NON FERROUS METAL PRODUCTS.....	0.0038	0.0036	0.0002	0.2300	0.0134	0.0052	0.0071	0.0080
50	BOILERS, TANKS & PLATES.....	0.0038	0.0046	0.0002	0.0544	0.0062	0.0022	0.0019	0.0082
51	FABRICATED STRUCTURAL METAL PROD.....	0.0038	0.0047	0.0002	0.0824	0.0075	0.0027	0.0027	0.0082
52	OTHER METAL FABRICATED PRODUCTS.....	0.0042	0.0052	0.0002	0.0583	0.0064	0.0023	0.0020	0.0092
53	AGRICULTURAL MACHINERY.....	0.0035	0.0040	0.0002	0.0288	0.0044	0.0025	0.0011	0.0076
54	OTHER INDUSTRIAL MACHINERY.....	0.0042	0.0057	0.0002	0.0392	0.0046	0.0033	0.0030	0.0093
55	MOTOR VEHICLES.....	0.0036	0.0038	0.0002	0.0205	0.0042	0.0016	0.0008	0.0076
56	MOTOR VEHICLE PARTS.....	0.0037	0.0046	0.0002	0.0246	0.0045	0.0017	0.0010	0.0077
57	OTHER TRANSPORT EQUIPMENT.....	0.0037	0.0042	0.0002	0.0229	0.0045	0.0017	0.0009	0.0077
58	APPLIANCES & RECEIVERS HOUSEHOLD.....	0.0039	0.0048	0.0002	0.0302	0.0045	0.0018	0.0011	0.0087
59	OTHER ELECTRICAL PRODUCTS.....	0.0039	0.0051	0.0002	0.0288	0.0045	0.0018	0.0011	0.0085
60	CEMENT & CONCRETE PRODUCTS.....	0.0057	0.0078	0.0002	0.0132	0.0164	0.0463	0.0016	0.0115
61	OTHER NON-METALLIC MINERAL PROD.....	0.0058	0.0079	0.0002	0.0136	0.0161	0.0455	0.0016	0.0115
62	GASOLINE & FUEL OIL.....	0.0029	0.0023	0.0001	0.0033	0.2987	0.0014	0.0106	0.0065
63	OTHER PETROLEUM & COAL PROD.....	0.0042	0.0055	0.0002	0.0191	0.2728	0.0028	0.0160	0.0096
64	INDUSTRIAL CHEMICALS.....	0.0153	0.0099	0.0008	0.0103	0.0162	0.0113	0.0011	0.0426
65	FERTILIZERS.....	0.0131	0.0088	0.0006	0.0054	0.0156	0.0626	0.0015	0.0352
66	PHARMACEUTICALS.....	0.0223	0.0089	0.0011	0.0054	0.0157	0.0113	0.0009	0.0671
67	OTHER CHEMICAL PRODUCTS.....	0.0251	0.0101	0.0013	0.0065	0.0158	0.0110	0.0010	0.0766
68	SCIENTIFIC EQUIPMENT.....	0.0062	0.0118	0.0003	0.01281	0.0050	0.0024	0.0011	0.0134
69	OTHER MANUFACTURED PRODUCTS.....	0.0075	0.0177	0.0003	0.0248	0.0061	0.0027	0.0010	0.0159
70	RESIDENTIAL CONSTRUCTION.....	0.0059	0.0233	0.0002	0.0199	0.0046	0.0078	0.0074	0.0089
71	NON-RESIDENTIAL CONSTRUCTION.....	0.0059	0.0233	0.0002	0.0199	0.0046	0.0078	0.0074	0.0089
72	REPAIR CONSTRUCTION.....	0.0059	0.0233	0.0002	0.0199	0.0046	0.0078	0.0074	0.0089
73	PIPELINE TRANSPORTATION.....	0.0041	0.0030	0.0002	0.0028	0.0136	0.0010	0.0009	0.0072
74	TRANSPORTATION & STORAGE.....	0.0043	0.0064	0.0002	0.0028	0.0135	0.0010	0.0009	0.0073
75	RADIO & TELEVISION BROADCASTING.....	0.0023	0.0022	0.0001	0.0018	0.0022	0.0005	0.0004	0.0041
76	TELEPHONE & TELEGRAPH.....	0.0023	0.0022	0.0001	0.0018	0.0022	0.0005	0.0004	0.0041
77	POSTAL SERVICES.....	0.0023	0.0022	0.0001	0.0018	0.0022	0.0005	0.0004	0.0041
78	ELECTRIC POWER.....	0.0013	0.0024	0.0001	0.0043	0.0087	0.0006	0.0008	0.0023
79	OTHER UTILITIES.....	0.0014	0.0034	0.0001	0.0015	0.0084	0.0006	0.0007	0.0024
80	WHOLESALE MARGINS.....	0.0156	0.0076	0.0008	0.0047	0.0063	0.0011	0.0004	0.0433
81	RETAIL MARGINS.....	0.0146	0.0045	0.0003	0.0015	0.0056	0.0005	0.0004	0.0143
82	IMPLIED RENT OWNER OCPD, DWEL.....	0.0009	0.0036	..	0.0031	0.0014	0.0012	0.0011	0.0014
83	OTHER FINANCE, INS. REAL ESTATE.....	0.0046	0.0028	0.0002	0.0031	0.0089	0.0009	0.0008	0.0089
84	BUSINESS SERVICES.....	0.0037	0.0022	0.0002	0.0031	0.0028	0.0005	0.0003	0.0074
85	EDUCATION SERVICES.....	0.0043	0.0021	0.0002	0.0020	0.0034	0.0005	0.0002	0.0083
86	HEALTH SERVICES.....	0.0043	0.0021	0.0002	0.0020	0.0034	0.0005	0.0002	0.0083
87	AMUSEMENT & RECREATION SERVICES.....	0.0075	0.0041	0.0003	0.0028	0.0045	0.0007	0.0004	0.0144
88	ACCOMMODATION & FOOD SERVICES.....	0.0873	0.0179	0.0065	0.0043	0.0052	0.0012	0.0004	0.2153
89	OTHER PERSONAL & MISC. SERVICES.....	0.0200	0.0064	0.0005	0.0049	0.0051	0.0017	0.0009	0.0129
90	TRANSPORTATION MARGINS.....	0.0042	0.0063	0.0002	0.0032	0.0009	0.0009	0.0009	0.0071
91	OPERATING OFFICE, LAB. & FOOD.....	0.0339	0.0133	0.0014	0.0096	0.0056	0.0021	0.0007	0.0683
92	TRAVEL, ADVERTISING & PROMOTION.....	0.0254	0.0136	0.0016	0.0029	0.0099	0.0009	0.0006	0.0619

TABLE 17. IMPACT (INVERSE) MATRIX (AGGREGATION - M), 1962 - CONTINUED

NO.	COMMODITY AGGREGATION - M	TOBACCO PRODUCTS INDUSTRIES	RUBBER & PLASTIC PROD. IND.	LEATHER INDUSTRIES	TEXTILE INDUSTRIES	KNITTING MILLS	CLOTHING INDUSTRIES	WOOD	FURNITURE, FIXTURE INDUSTRIES
1	GRAINS.....	--	0.0047	0.0002	0.0060	0.0002	0.0004	0.0038	0.0005
2	LIVE ANIMALS.....	--	0.0047	0.0002	0.0060	0.0002	0.0004	0.0038	0.0005
3	OTHER AGRICULTURAL PRODUCTS.....	--	0.0047	0.0002	0.0060	0.0002	0.0004	0.0038	0.0005
4	FORESTRY PRODUCTS.....	--	0.0060	0.0004	0.0052	0.0002	0.0006	0.0108	0.0008
5	FISH LANDINGS.....	--	0.0037	0.0003	0.0307	0.0007	0.0008	0.0124	0.0011
6	HUNTING & TRAPPING PRODUCTS.....	--	0.0037	0.0003	0.0307	0.0007	0.0008	0.0124	0.0011
7	IRON ORES & CONCENTRATES.....	--	0.0037	0.0002	0.0023	0.0001	0.0003	0.0021	0.0004
8	OTHER METAL ORES & CONCENTRATES.....	--	0.0037	0.0002	0.0023	0.0001	0.0003	0.0024	0.0005
9	COAL.....	--	0.0022	0.0002	0.0012	0.0001	0.0003	0.0023	0.0003
10	CRUDE MINERAL OILS.....	--	0.0022	0.0002	0.0012	0.0001	0.0003	0.0023	0.0003
11	NATURAL GAS.....	--	0.0022	0.0002	0.0012	0.0001	0.0003	0.0023	0.0003
12	NON-METALLIC MINERALS.....	--	0.0057	0.0004	0.0000	0.0002	0.0006	0.0051	0.0008
13	SERVICES INCIDENTAL TO MINING.....	0.0001	0.0063	0.0004	0.0032	0.0001	0.0006	0.0022	0.0007
14	MEAT PRODUCTS.....	0.0016	0.0060	0.0003	0.0070	0.0002	0.0009	0.0048	0.0006
15	DAIRY PRODUCTS.....	0.0001	0.0062	0.0003	0.0070	0.0002	0.0005	0.0051	0.0007
16	FISH PRODUCTS.....	0.0001	0.0063	0.0003	0.0070	0.0002	0.0005	0.0051	0.0007
17	FRUITS & VEGETABLES PREPARATIONS.....	0.0001	0.0063	0.0003	0.0070	0.0002	0.0005	0.0051	0.0007
18	FEEDS.....	0.0001	0.0062	0.0003	0.0070	0.0002	0.0005	0.0051	0.0007
19	FLOUR, WHEAT MEAL & OTHER CEREALS.....	0.0001	0.0063	0.0003	0.0070	0.0002	0.0005	0.0051	0.0007
20	BREAKFAST CEREAL & BAKERY PROD.....	0.0001	0.0062	0.0003	0.0070	0.0002	0.0005	0.0051	0.0007
21	SUGAR.....	0.0001	0.0063	0.0003	0.0070	0.0002	0.0005	0.0051	0.0007
22	MISC. FOOD PRODUCTS.....	0.0001	0.0062	0.0003	0.0070	0.0002	0.0005	0.0050	0.0007
23	SOFT DRINKS.....	0.0001	0.0063	0.0003	0.0070	0.0002	0.0005	0.0051	0.0007
24	ALCOHOLIC BEVERAGES.....	0.0001	0.0063	0.0003	0.0070	0.0002	0.0005	0.0051	0.0007
25	TOBACCO PROCESSED UNMANUFACTURED..	1.2471	0.0061	0.0003	0.0126	0.0003	0.0004	0.0080	0.0007
26	CIGARETTES & TOBACCO MFG.....	1.2471	0.0061	0.0003	0.0126	0.0003	0.0004	0.0080	0.0007
27	TIRES & TUBES.....	--	0.0120	0.0051	0.0617	0.0044	0.0025	0.0045	0.0006
28	OTHER RUBBER PRODUCTS.....	--	0.9503	0.0151	0.0787	0.0043	0.0040	0.0050	0.0009
29	PLASTIC FABRICATED PRODUCTS.....	--	0.7824	0.0080	0.0627	0.0036	0.0022	0.0108	0.0056
30	LEATHER & LEATHER PRODUCTS.....	0.0002	0.0761	1.1772	0.0339	0.0075	0.0073	0.0083	0.0011
31	YARNS & MAN MADE FIBRES.....	--	0.0115	0.0010	1.2264	0.0182	0.0135	0.0032	0.0009
32	FABRICS.....	--	0.0128	0.0013	1.1835	0.0151	0.0039	0.0032	0.0014
33	OTHER TEXTILE PRODUCTS.....	--	0.0212	0.0038	1.1637	0.0237	0.0236	0.0044	0.0111
34	HOSIERY & KNITTED WEAR.....	--	0.0087	0.0032	0.3858	0.9433	0.1114	0.0024	0.0008
35	CLOTHING & ACCESSORIES.....	--	0.0209	0.0096	0.3103	0.6338	0.9808	0.0027	0.0010
36	LUMBER & TIMBER.....	--	0.0058	0.0003	0.0046	0.0002	0.0005	1.1185	0.0041
37	VENEER & PLYWOOD.....	--	0.0057	0.0003	0.0046	0.0002	0.0005	1.1241	0.0030
38	OTHER WOOD FABRICATED MATERIALS.....	--	0.0076	0.0007	0.0078	0.0004	0.0005	1.0337	0.0018
39	FURNITURE & FIXTURES.....	0.0001	0.0380	0.0051	0.0570	0.0038	0.0012	0.1105	0.0181
40	PULP.....	--	0.0072	0.0003	0.0110	0.0003	0.0005	0.0267	0.0019
41	NEWSPRINT & OTHER PAPER STOCK.....	--	0.0072	0.0004	0.0112	0.0003	0.0005	0.0295	0.0019
42	PAPER PRODUCTS.....	--	0.0001	0.0018	0.0204	0.0005	0.0007	0.0271	0.0022
43	PRINTING & PUBLISHING.....	--	0.0052	0.0002	0.0069	0.0004	0.0003	0.0069	0.0006
44	ADVERTISING, PRINT MEDIA.....	--	0.0036	0.0002	0.0067	0.0004	0.0003	0.0065	0.0006
45	IRON & STEEL PRODUCTS.....	--	0.0044	0.0002	0.0025	0.0001	0.0003	0.0043	0.0008
46	ALUMINUM PRODUCTS.....	--	0.0043	0.0002	0.0023	0.0001	0.0003	0.0045	0.0008
47	COPPER & COPPER ALLOY PRODUCTS.....	--	0.0041	0.0002	0.0023	0.0001	0.0003	0.0041	0.0008
48	NICKEL PRODUCTS.....	--	0.0039	0.0002	0.0023	0.0001	0.0003	0.0041	0.0008
49	OTHER NON FERROUS METAL PRODUCTS.....	--	0.0049	0.0003	0.0036	0.0001	0.0004	0.0048	0.0009
50	BOILERS, TANKS & PLATES.....	--	0.0067	0.0003	0.0033	0.0001	0.0004	0.0061	0.0015
51	FABRICATED STRUCTURAL METAL PROD.....	--	0.0061	0.0003	0.0034	0.0001	0.0004	0.0067	0.0055
52	OTHER METAL FABRICATED PRODUCTS.....	--	0.0080	0.0003	0.0050	0.0002	0.0004	0.0079	0.0040
53	AGRICULTURAL MACHINERY.....	0.0001	0.0118	0.0003	0.0031	0.0001	0.0003	0.0069	0.0013
54	OTHER INDUSTRIAL MACHINERY.....	0.0005	0.0137	0.0004	0.0065	0.0002	0.0007	0.0070	0.0028
55	MOTOR VEHICLES.....	--	0.0219	0.0006	0.0169	0.0006	0.0006	0.0054	0.0018
56	MOTOR VEHICLE PARTS.....	--	0.0252	0.0012	0.0176	0.0006	0.0006	0.0056	0.0018
57	OTHER TRANSPORT EQUIPMENT.....	--	0.0256	0.0007	0.0163	0.0006	0.0006	0.0064	0.0023
58	APPLIANCES & RECEIVERS HOUSEHOLD.....	--	0.0206	0.0005	0.0055	0.0003	0.0004	0.0052	0.0054
59	OTHER ELECTRICAL PRODUCTS.....	--	0.0180	0.0005	0.0062	0.0003	0.0004	0.0063	0.0173
60	CEMENT & CONCRETE PRODUCTS.....	--	0.0072	0.0004	0.0065	0.0003	0.0005	0.0054	0.0008
61	OTHER NON-METALLIC MINERAL PROD.....	--	0.0111	0.0005	0.0158	0.0004	0.0006	0.0056	0.0016
62	GASOLINE & FUEL OIL.....	--	0.0031	0.0002	0.0016	0.0001	0.0002	0.0031	0.0004
63	OTHER PETROLEUM & COAL PROD.....	--	0.0040	0.0002	0.0024	0.0001	0.0003	0.0049	0.0005
64	INDUSTRIAL CHEMICALS.....	--	0.0201	0.0005	0.0142	0.0003	0.0005	0.0047	0.0007
65	FERTILIZERS.....	--	0.0108	0.0004	0.0079	0.0002	0.0004	0.0046	0.0007
66	PHARMACEUTICALS.....	0.0001	0.0110	0.0004	0.0078	0.0002	0.0004	0.0045	0.0007
67	OTHER CHEMICAL PRODUCTS.....	0.0001	0.0177	0.0011	0.0122	0.0003	0.0005	0.0077	0.0007
68	SCIENTIFIC EQUIPMENT.....	--	0.0205	0.0033	0.0209	0.0009	0.0010	0.0220	0.0022
69	OTHER MANUFACTURED PRODUCTS.....	--	0.0725	0.0069	0.0415	0.0013	0.0060	0.0203	0.0130
70	RESIDENTIAL CONSTRUCTION.....	0.0001	0.0106	0.0004	0.0064	0.0003	0.0005	0.0069	0.0048
71	NON RESIDENTIAL CONSTRUCTION.....	0.0001	0.0106	0.0004	0.0064	0.0003	0.0005	0.0069	0.0048
72	REPAIR CONSTRUCTION.....	0.0001	0.0106	0.0004	0.0064	0.0003	0.0005	0.0069	0.0048
73	PIPELINE TRANSPORTATION.....	--	0.0094	0.0003	0.0034	0.0001	0.0004	0.0042	0.0007
74	TRANSPORTATION & STORAGE.....	--	0.0094	0.0003	0.0034	0.0001	0.0004	0.0044	0.0007
75	RADIO & TELEVISION BROADCASTING.....	--	0.0025	0.0002	0.0018	0.0001	0.0002	0.0029	0.0007
76	TELEPHONE & TELEGRAPH.....	--	0.0025	0.0002	0.0018	0.0001	0.0002	0.0029	0.0007
77	POSTAL SERVICES.....	--	0.0025	0.0002	0.0018	0.0001	0.0002	0.0029	0.0007
78	ELECTRIC POWER.....	--	0.0013	0.0001	0.0008	--	0.0001	0.0039	0.0004
79	OTHER UTILITIES.....	--	0.0013	0.0001	0.0009	--	0.0001	0.0040	0.0004
80	WHOLESALE MARGINS.....	0.0008	0.0095	0.0013	0.0103	0.0005	0.0023	0.0106	0.0020
81	RETAIL MARGINS.....	--	0.0043	0.0003	0.0035	0.0002	0.0040	0.0032	0.0005
82	IMPLIED RENT OWNER OCOP, DWEL.....	--	0.0016	0.0001	0.0010	--	0.0001	0.0093	0.0007
83	OTHER FINANCIALS, REAL ESTATE.....	--	0.0029	0.0003	0.0019	0.0001	0.0006	0.0040	0.0005
84	BUSINESS SERVICES.....	--	0.0036	0.0002	0.0022	0.0001	0.0003	0.0016	0.0004
85	EDUCATION SERVICES.....	--	0.0040	0.0003	0.0078	0.0002	0.0005	0.0017	0.0006
86	HEALTH SERVICES.....	--	0.0040	0.0003	0.0078	0.0002	0.0005	0.0017	0.0006
87	AMUSEMENT & RECREATION SERVICES.....	--	0.0062	0.0015	0.0047	0.0002	0.0007	0.0043	0.0010
88	ACCOMMODATION & FOOD SERVICES.....	0.0003	0.0046	0.0004	0.0112	0.0004	0.0015	0.0032	0.0009
89	OTHER PERSONAL & MISC. SERVICES.....	--	0.0060	0.0012	0.0077	0.0005	0.0015	0.0115	0.0079
90	TRANSPORTATION MARGINS.....	--	0.0092	0.0013	0.0034	0.0001	0.0004	0.0043	0.0007
91	OPERATING, OFFICE, LAB & FOOD.....	0.0001	0.0342	0.0022	0.0151	0.0006	0.0033	0.0073	0.0026
92	TRAVEL, ADVERTISING & PROMOTION.....	0.0001	0.0067	0.0004	0.0059	0.0002	0.0007	0.0042	0.0009

TABLE 17. IMPACT (INVERSE) MATRIX (AGGREGATION - M), 1962 - CONTINUED

NO.	COMMODITY AGGREGATION - M	PAPER & ALLIED INDUSTRIES	PRINTING & PUBLISHING	PRIMARY METAL INDUSTRIES	METAL FABRICATING INDUSTRIES	MACHINERY INDUSTRIES	TRANS. EQUIPMENT INDUSTRIES	ELECTRICAL PRODUCTS INDUSTRIES	NON-METAL MINERAL PROD. IND.
1	GRAINS.....	0.0108	0.0080	0.0077	0.0123	0.0054	0.0037	0.0049	0.0037
2	LIVE ANIMALS.....	0.0108	0.0080	0.0077	0.0123	0.0054	0.0037	0.0049	0.0037
3	OTHER AGRICULTURAL PRODUCTS.....	0.0108	0.0080	0.0077	0.0123	0.0054	0.0037	0.0049	0.0037
4	FORESTRY PRODUCTS.....	0.0129	0.0159	0.0115	0.0212	0.0094	0.0088	0.0096	0.0084
5	FISH LANDINGS.....	0.0056	0.0050	0.0121	0.0135	0.0085	0.0395	0.0272	0.0052
6	HUNTING & TRAPPING PRODUCTS.....	0.0056	0.0050	0.0121	0.0135	0.0085	0.0395	0.0272	0.0052
7	IRON ORES & CONCENTRATES.....	0.0087	0.0095	0.0442	0.0127	0.0101	0.0054	0.0061	0.0044
8	OTHER METAL ORES & CONCENTRATES.....	0.0089	0.0095	0.1650	0.0137	0.0099	0.0055	0.0063	0.0051
9	COAL.....	0.0059	0.0096	0.0069	0.0086	0.0075	0.0035	0.0046	0.0027
10	CRUDE MINERAL OILS.....	0.0059	0.0096	0.0069	0.0086	0.0075	0.0035	0.0046	0.0027
11	NATURAL GAS.....	0.0059	0.0096	0.0069	0.0086	0.0075	0.0035	0.0046	0.0027
12	NON-METALLIC MINERALS.....	0.0339	0.0146	0.0110	0.0137	0.0097	0.0057	0.0077	0.0081
13	SERVICES INCIDENTAL TO MINING.....	0.0146	0.0200	0.0260	0.0192	0.0211	0.0084	0.0170	0.0058
14	MEAT PRODUCTS.....	0.0432	0.0212	0.0110	0.0240	0.0056	0.0056	0.0064	0.0080
15	DAIRY PRODUCTS.....	0.0471	0.0221	0.0118	0.0265	0.0057	0.0060	0.0067	0.0080
16	FISH PRODUCTS.....	0.0473	0.0221	0.0119	0.0266	0.0058	0.0060	0.0067	0.0081
17	FRUITS & VEGETABLES PREPARATIONS.....	0.0473	0.0221	0.0119	0.0266	0.0058	0.0060	0.0067	0.0081
18	FEEDS.....	0.0472	0.0221	0.0118	0.0265	0.0058	0.0060	0.0067	0.0081
19	FLOUR, WHEAT, MEAL & OTHER CEREALS.....	0.0474	0.0221	0.0119	0.0266	0.0058	0.0060	0.0067	0.0081
20	BREAKFAST CEREAL & BAKERY PROD.....	0.0472	0.0221	0.0118	0.0265	0.0057	0.0060	0.0067	0.0080
21	SUGAR.....	0.0474	0.0221	0.0119	0.0266	0.0058	0.0060	0.0067	0.0081
22	MISC. FOOD PRODUCTS.....	0.0465	0.0218	0.0118	0.0262	0.0057	0.0059	0.0067	0.0080
23	SOFT DRINKS.....	0.0474	0.0221	0.0119	0.0266	0.0058	0.0060	0.0067	0.0081
24	ALCOHOLIC BEVERAGES.....	0.0474	0.0221	0.0119	0.0266	0.0058	0.0060	0.0067	0.0081
25	TOBACCO PROCESSED UNMANUFACTURED.....	0.0948	0.0290	0.0067	0.0120	0.0043	0.0036	0.0041	0.0027
26	CIGARETTES & TOBACCO MFG.....	0.0948	0.0290	0.0067	0.0120	0.0043	0.0036	0.0041	0.0027
27	TIRES & TUBES.....	0.0417	0.0224	0.0147	0.0180	0.0047	0.0052	0.0054	0.0054
28	OTHER RUBBER PRODUCTS.....	0.0423	0.0221	0.0181	0.0244	0.0049	0.0132	0.0076	0.0146
29	PLASTIC FABRICATED PRODUCTS.....	0.1084	0.0237	0.0267	0.0435	0.0062	0.0096	0.0147	0.0069
30	LEATHER & LEATHER PRODUCTS.....	0.0385	0.0206	0.0116	0.0214	0.0080	0.0081	0.0081	0.0081
31	YARNS & MAN MADE FIBRES.....	0.0338	0.0153	0.0085	0.0110	0.0043	0.0043	0.0056	0.0040
32	FABRICS.....	0.0334	0.0159	0.0081	0.0105	0.0042	0.0042	0.0055	0.0047
33	OTHER TEXTILE PRODUCTS.....	0.0414	0.0153	0.0123	0.0153	0.0044	0.0044	0.0081	0.0040
34	HOSIERY & KNITTED WEAR.....	0.0294	0.0146	0.0057	0.0077	0.0038	0.0035	0.0044	0.0037
35	CLOTHING & ACCESSORIES.....	0.0220	0.0149	0.0063	0.0080	0.0037	0.0039	0.0047	0.0034
36	LUMBER & TIMBER.....	0.0173	0.0138	0.0121	0.0208	0.0070	0.0067	0.0079	0.0060
37	VENUE & PLYWOOD.....	0.0140	0.0138	0.0122	0.0208	0.0070	0.0067	0.0079	0.0060
38	OTHER WOOD FABRICATED MATERIALS.....	0.0138	0.0140	0.0153	0.0260	0.0071	0.0067	0.0087	0.0082
39	FURNITURE & FIXTURES.....	0.0327	0.0157	0.0639	0.0992	0.0139	0.0099	0.0247	0.0103
40	PULP.....	1.1530	0.0151	0.0127	0.0166	0.0053	0.0052	0.0061	0.0060
41	NEWSPRINT & OTHER PAPER STOCK.....	1.1463	0.0168	0.0129	0.0166	0.0053	0.0052	0.0061	0.0060
42	PAPER PRODUCTS.....	0.9934	0.0494	0.0176	0.0257	0.0054	0.0053	0.0066	0.0080
43	PRINTING & PUBLISHING.....	0.2271	1.0470	0.0091	0.0085	0.0052	0.0045	0.0046	0.0023
44	ADVERTISING, PRINT MEDIA.....	0.2057	1.0794	0.0084	0.0077	0.0042	0.0037	0.0045	0.0026
45	IRON & STEEL PRODUCTS.....	0.0109	0.0100	1.1072	0.0985	0.0148	0.0170	0.0093	0.0126
46	ALUMINUM PRODUCTS.....	0.0106	0.0098	1.1633	0.0359	0.0082	0.0062	0.0209	0.0112
47	COPPER & COPPER ALLOY PRODUCTS.....	0.0106	0.0098	1.1681	0.0342	0.0082	0.0071	0.0182	0.0112
48	NICKEL PRODUCTS.....	0.0105	0.0097	1.1813	0.0297	0.0081	0.0061	0.0077	0.0115
49	OTHER NON FERROUS METAL PRODUCTS.....	0.0121	0.0106	1.0559	0.0819	0.0201	0.0173	0.0348	0.0118
50	BOILERS, TANKS & PLATES.....	0.0164	0.0138	2.5517	1.0410	0.0633	0.0287	0.0422	0.0094
51	FABRICATED STRUCTURAL METAL PROD.....	0.0158	0.0132	3.822	0.9416	0.0278	0.0225	0.0197	0.0119
52	OTHER METAL FABRICATED PRODUCTS.....	0.0169	0.0138	2.6997	0.9997	0.0336	0.0353	0.0631	0.0107
53	AGRICULTURAL MACHINERY.....	0.0113	0.0157	0.1323	0.1104	0.9881	0.0179	0.0450	0.0048
54	OTHER INDUSTRIAL MACHINERY.....	0.0191	0.0173	0.1648	0.2193	0.7643	0.0562	0.0629	0.0069
55	MOTOR VEHICLES.....	0.0132	0.0132	0.0939	0.0622	1.1903	0.0286	0.0180	0.0180
56	MOTOR VEHICLE PARTS.....	0.0182	0.0132	0.1129	0.1021	0.0114	1.1131	0.0323	0.0179
57	OTHER TRANSPORT EQUIPMENT.....	0.0134	0.0132	0.1047	0.0827	0.0310	1.1026	0.0279	0.0175
58	APPLIANCES & RECEIVERS, HOUSEHOLD.....	0.0096	0.0165	0.1380	0.0731	0.0325	0.0256	1.0627	0.0102
59	OTHER ELECTRICAL PRODUCTS.....	0.0194	0.0165	0.1306	0.0597	0.0496	0.0406	0.9629	0.0123
60	CEMENT & CONCRETE PRODUCTS.....	0.0371	0.0170	0.0209	0.0211	0.0071	0.0063	0.0095	1.1069
61	OTHER NON-METALLIC MINERAL PROD.....	0.0377	0.0170	0.0241	0.0325	0.0071	0.0074	0.0108	1.0725
62	GASOLINE & FUEL OIL.....	0.0078	0.0101	0.0094	0.0136	0.0045	0.0040	0.0046	0.0037
63	OTHER PETROLEUM & COAL PROD.....	0.0256	0.0123	0.0833	0.0151	0.0050	0.0042	0.0050	0.0052
64	INDUSTRIAL CHEMICALS.....	0.0542	0.0299	0.0440	0.0258	0.0058	0.0056	0.0066	0.0127
65	FERTILIZERS.....	0.0472	0.0299	0.0210	0.0252	0.0059	0.0056	0.0067	0.0118
66	PHARMACEUTICALS.....	0.0479	0.0305	0.0214	0.0259	0.0057	0.0056	0.0066	0.0122
67	OTHER CHEMICAL PRODUCTS.....	0.0491	0.0298	0.0261	0.0324	0.0058	0.0100	0.0104	0.0186
68	SCIENTIFIC EQUIPMENT.....	0.0315	0.0217	0.0896	0.0543	0.0159	0.0300	0.1717	0.0176
69	OTHER MANUFACTURED PRODUCTS.....	0.0562	0.0249	0.0752	0.0669	0.0073	0.0153	0.0267	0.0188
70	RESIDENTIAL CONSTRUCTION.....	0.0223	0.0109	0.0862	0.1067	0.0158	0.0105	0.0408	0.0731
71	NON-RESIDENTIAL CONSTRUCTION.....	0.0223	0.0109	0.0862	0.1067	0.0158	0.0105	0.0408	0.0731
72	REPAIR CONSTRUCTION.....	0.0223	0.0109	0.0862	0.1067	0.0158	0.0105	0.0408	0.0731
73	PIPELINE, TRANSPORTATION.....	0.0083	0.0107	0.0117	0.0137	0.0051	0.0184	0.0081	0.0053
74	TRANSPORTATION & STORAGE.....	0.0084	0.0107	0.0117	0.0137	0.0051	0.0183	0.0081	0.0052
75	RADIO & TELEVISION BROADCASTING.....	0.0064	0.0142	0.0077	0.0085	0.0037	0.0036	0.0207	0.0035
76	TELEPHONE & TELEGRAPH.....	0.0064	0.0142	0.0077	0.0085	0.0037	0.0036	0.0207	0.0035
77	POSTAL SERVICES.....	0.0064	0.0142	0.0077	0.0085	0.0037	0.0036	0.0207	0.0035
78	ELECTRIC POWER.....	0.0068	0.0044	0.0158	0.0078	0.0022	0.0017	0.0035	0.0044
79	OTHER UTILITIES.....	0.0140	0.0045	0.0061	0.0077	0.0022	0.0016	0.0035	0.0044
80	WHOLESALE MARGINS.....	0.0246	0.0295	0.0197	0.0284	0.0204	0.0290	0.0311	0.0083
81	RETAIL MARGINS.....	0.0225	0.0176	0.0057	0.0099	0.0044	0.0035	0.0050	0.0022
82	IMPLIED RENT OWNER OCPD DWEL.....	0.0035	0.0018	0.0132	0.0164	0.0025	0.0016	0.0063	0.0112
83	OTHER FINANCES, REAL ESTATE.....	0.0091	0.0179	0.0084	0.0107	0.0062	0.0037	0.0058	0.0044
84	BUSINESS SERVICES.....	0.0102	0.0210	0.0135	0.0118	0.0715	0.0224	0.0091	0.0017
85	EDUCATION SERVICES.....	0.0096	0.0147	0.0063	0.0092	0.0055	0.0042	0.0077	0.0019
86	HEALTH SERVICES.....	0.0096	0.0147	0.0063	0.0092	0.0055	0.0042	0.0077	0.0019
87	AMUSEMENT & RECREATION SERVICES.....	0.0160	0.0337	0.0104	0.0168	0.0081	0.0064	0.0096	0.0034
88	ACCOMMODATION & FOOD SERVICES.....	0.0295	0.0141	0.0081	0.0128	0.0053	0.0054	0.0065	0.0056
89	OTHER PERSONAL & MISC. SERVICES.....	0.0175	0.0179	0.0177	0.0321	0.0177	0.0112	0.0302	0.0051
90	TRANSPORTATION MARGINS.....	0.0082	0.0105	0.0114	0.0134	0.0050	0.0179	0.0079	0.0051
91	OPERATING, OFFICE, LAB & FOOD.....	0.0736	0.0835	0.0412	0.0790	0.0451	0.0347	0.0488	0.0087
92	TRAVEL, ADVERTISING & PROMOTION.....	0.0628	0.2710	0.0098	0.0112	0.0102	0.0120	0.0085	0.0037

TABLE 17. IMPACT (INVERSE) MATRIX (AGGREGATION - M), 1962 - CONTINUED

NO.	COMMODITY AGGREGATION - M	PETROLEUM & COAL PROD. IND.	CHEMICAL & CHEMICAL PROD. IND.	MISC MANUFACTURING	CONSTR INDUSTRY	TRANS & STORAGE	COMMUNI- CATION	ELEC POWER GAS OTHER UTILITIES	WHOLESALE TRADE
1	GRAINS.....	0.0452	0.0382	0.0026	0.0282	0.0363	0.0085	0.0119	0.0342
2	LIVE ANIMALS.....	0.0453	0.0382	0.0026	0.0282	0.0363	0.0084	0.0119	0.0342
3	OTHER AGRICULTURAL PRODUCTS.....	0.0452	0.0382	0.0026	0.0281	0.0364	0.0085	0.0119	0.0342
4	FORESTRY PRODUCTS.....	0.0314	0.0163	0.0046	0.0339	0.0095	0.0120	0.0076	0.0328
5	FISH LANDINGS.....	0.0474	0.0104	0.0079	0.0091	0.0355	0.0071	0.0041	0.0283
6	HUNTING & TRAPPING PRODUCTS.....	0.0424	0.0104	0.0079	0.0091	0.0355	0.0071	0.0041	0.0283
7	IRON ORES & CONCENTRATES.....	0.0107	0.0339	0.0030	0.0189	0.0277	0.0067	0.0256	0.0237
8	OTHER METAL ORES & CONCENTRATES.....	0.0115	0.0289	0.0064	0.0189	0.0301	0.0069	0.0259	0.0259
9	COAL.....	0.0076	0.0086	0.0020	0.0287	0.0159	0.0127	0.0219	0.0131
10	CRUDE MINERAL OILS.....	0.0076	0.0086	0.0020	0.0287	0.0159	0.0127	0.0219	0.0131
11	NATURAL GAS.....	0.0078	0.0086	0.0020	0.0287	0.0160	0.0127	0.0219	0.0131
12	NON-METALLIC MINERALS.....	0.0268	0.0362	0.0051	0.0174	0.0395	0.0097	0.0278	0.0320
13	SERVICES INCIDENTAL TO MINING.....	0.0287	0.0256	0.0052	0.0093	0.0555	0.0135	0.0134	0.0424
14	MEAT PRODUCTS.....	0.0252	0.0409	0.0051	0.0184	0.0661	0.0173	0.0137	0.0409
15	DAIRY PRODUCTS.....	0.0268	0.0327	0.0053	0.0186	0.0728	0.0152	0.0129	0.0533
16	FISH PRODUCTS.....	0.0269	0.0401	0.0054	0.0187	0.0729	0.0151	0.0130	0.0464
17	FRUITS & VEGETABLE PREPARATIONS.....	0.0268	0.0335	0.0053	0.0186	0.0729	0.0151	0.0130	0.0479
18	FEEDS.....	0.0268	0.0328	0.0053	0.0186	0.0728	0.0151	0.0129	0.0505
19	FLOUR, WHEAT MEAL & OTHER CEREALS.....	0.0268	0.0329	0.0053	0.0187	0.0729	0.0150	0.0130	0.0449
20	BREAKFAST CEREAL & BAKERY PROD.....	0.0268	0.0327	0.0053	0.0186	0.0728	0.0151	0.0129	0.0524
21	SUGAR.....	0.0268	0.0329	0.0053	0.0187	0.0729	0.0150	0.0130	0.0449
22	MISC. FOOD PRODUCTS.....	0.0271	0.0401	0.0053	0.0188	0.0719	0.0151	0.0131	0.0465
23	SOFT DRINKS.....	0.0268	0.0329	0.0053	0.0187	0.0729	0.0150	0.0130	0.0449
24	ALCOHOLIC BEVERAGES.....	0.0268	0.0329	0.0053	0.0187	0.0729	0.0150	0.0130	0.0449
25	TOBACCO PROCESSED UNMANUFACTURED.....	0.0193	0.0184	0.0067	0.0156	0.0437	0.0143	0.0101	0.0256
26	CIGARETTES & TOBACCO MFG.....	0.0193	0.0184	0.0067	0.0156	0.0437	0.0143	0.0101	0.0256
27	FIRES & FLUES.....	0.0125	0.1725	0.0066	0.0113	0.0534	0.0178	0.0154	0.0529
28	OTHER RUBBER PRODUCTS.....	0.0125	0.1679	0.0294	0.0114	0.0531	0.0175	0.0154	0.0427
29	PLASTIC FABRICATED PRODUCTS.....	0.0140	0.1821	0.0654	0.0123	0.0554	0.0173	0.0168	0.0411
30	LEATHER & LEATHER PRODUCTS.....	0.0102	0.0506	0.0166	0.0107	0.0491	0.0172	0.0107	0.0608
31	YARNS & MAN MADE FIBRES.....	0.0112	0.0863	0.0092	0.0123	0.0435	0.0124	0.0137	0.0416
32	FABRICS.....	0.0105	0.0612	0.0091	0.0120	0.0424	0.0124	0.0132	0.0418
33	OTHER TEXTILE PRODUCTS.....	0.0109	0.0666	0.0142	0.0122	0.0435	0.0128	0.0136	0.0520
34	HOSIERY & KNITTED WEAR.....	0.0078	0.0371	0.0088	0.0093	0.0344	0.0131	0.0102	0.0336
35	CLOTHING & ACCESSORIES.....	0.0069	0.0264	0.0205	0.0079	0.0313	0.0135	0.0080	0.0536
36	LUMBER & TIMBER.....	0.0223	0.0242	0.0040	0.0225	0.0803	0.0130	0.0178	0.0439
37	VENEER & PLYWOOD.....	0.0223	0.0242	0.0056	0.0225	0.0802	0.0130	0.0177	0.0431
38	OTHER WOOD FABRICATED MATERIALS.....	0.0216	0.0289	0.0062	0.0217	0.0782	0.0133	0.0178	0.0475
39	FURNITURE & FIXTURES.....	0.0104	0.0357	0.0251	0.0118	0.0492	0.0159	0.0137	0.0631
40	PULP.....	0.0220	0.0438	0.0043	0.0194	0.0789	0.0117	0.0374	0.0113
41	NEWSPRINT & OTHER PAPER STOCK.....	0.0220	0.0442	0.0054	0.0194	0.0780	0.0118	0.0373	0.0311
42	PAPER PRODUCTS.....	0.0279	0.0408	0.0539	0.0185	0.0749	0.0131	0.0334	0.0380
43	PRINTING & PUBLISHING.....	0.0099	0.0278	0.0049	0.0115	0.0464	0.0137	0.0139	0.0241
44	ADVERTISING PRINT MEDIA.....	0.0095	0.0251	0.0048	0.0113	0.0455	0.0122	0.0133	0.0228
45	IRON & STEEL PRODUCTS.....	0.0185	0.0227	0.0047	0.0181	0.0512	0.0094	0.0272	0.0443
46	ALUMINUM PRODUCTS.....	0.0190	0.0226	0.0057	0.0185	0.0515	0.0091	0.0280	0.0444
47	COPPER & COPPER ALLOY PRODUCTS.....	0.0190	0.0234	0.0047	0.0185	0.0515	0.0090	0.0281	0.0444
48	NICKEL PRODUCTS.....	0.0192	0.0232	0.0047	0.0186	0.0516	0.0089	0.0283	0.0445
49	OTHER NON FERROUS METAL PRODUCTS.....	0.0182	0.0295	0.0309	0.0178	0.0508	0.0100	0.0264	0.0441
50	BOILERS, TANKS & PLATES.....	0.0108	0.0230	0.0055	0.0123	0.0460	0.0156	0.0145	0.0420
51	FABRICATED STRUCTURAL METAL PROD.....	0.0121	0.0231	0.0077	0.0132	0.0472	0.0145	0.0166	0.0432
52	OTHER METAL FABRICATED PRODUCTS.....	0.0111	0.0249	0.0095	0.0125	0.0464	0.0156	0.0149	0.0459
53	AGRICULTURAL MACHINERY.....	0.0082	0.0165	0.0058	0.0106	0.0371	0.0180	0.0095	0.0418
54	OTHER INDUSTRIAL MACHINERY.....	0.0094	0.0222	0.0158	0.0112	0.0393	0.0174	0.0109	0.0414
55	MOTOR VEHICLES.....	0.0079	0.0182	0.0097	0.0116	0.0422	0.0134	0.0094	0.0373
56	MOTOR VEHICLE PARTS.....	0.0083	0.0193	0.0106	0.0117	0.0427	0.0135	0.0104	0.0376
57	OTHER TRANSPORT EQUIPMENT.....	0.0087	0.0191	0.0141	0.0123	0.0597	0.0136	0.0100	0.0377
58	APPLIANCES & RECEIVERS, HOUSEHOLD.....	0.0087	0.0324	0.0139	0.0107	0.0417	0.0223	0.0115	0.0371
59	OTHER ELECTRICAL PRODUCTS.....	0.0086	0.0303	0.0307	0.0119	0.0428	0.0637	0.0112	0.0369
60	CEMENT & CONCRETE PRODUCTS.....	0.0238	0.0332	0.0066	0.0170	0.0696	0.0141	0.0308	0.0399
61	OTHER NON-METALLIC MINERAL PROD.....	0.0234	0.0350	0.0068	0.0168	0.0690	0.0142	0.0303	0.0435
62	GASOLINE & FUEL OIL.....	0.0133	0.0329	0.0037	0.0362	0.0921	0.0095	0.0158	0.0147
63	OTHER PETROLEUM & COAL PROD.....	0.7482	0.1569	0.0041	0.0330	0.0805	0.0108	0.0491	0.0193
64	INDUSTRIAL CHEMICALS.....	0.0349	1.1120	0.0098	0.0170	0.0674	0.0205	0.0255	0.0403
65	FERTILIZERS.....	0.0331	1.1086	0.0078	0.0169	0.0664	0.0204	0.0257	0.0410
66	PHARMACEUTICALS.....	0.0333	1.1387	0.0079	0.0170	0.0680	0.0208	0.0253	0.0404
67	OTHER CHEMICAL PRODUCTS.....	0.0342	1.0791	0.0148	0.0169	0.0675	0.0205	0.0248	0.0405
68	SCIENTIFIC EQUIPMENT.....	0.0105	0.0538	0.0406	0.0110	0.0461	0.0201	0.0115	0.0457
69	OTHER MANUFACTURED PRODUCTS.....	0.0138	0.0768	0.0121	0.0114	0.0488	0.0196	0.0126	0.0725
70	RESIDENTIAL CONSTRUCTION.....	0.0211	0.0245	0.0105	1.0099	0.0576	0.0122	0.0093	0.0651
71	NON-RESIDENTIAL CONSTRUCTION.....	0.0211	0.0245	0.0105	1.0099	0.0576	0.0122	0.0093	0.0651
72	REPAIR CONSTRUCTION.....	0.0211	0.0245	0.0105	1.0099	0.0576	0.0122	0.0093	0.0651
73	PIPELINE TRANSPORTATION.....	0.0409	0.0106	0.0034	0.0536	1.0951	0.0185	0.0079	0.0303
74	TRANSPORTATION & STORAGE.....	0.0408	0.0106	0.0034	0.0535	1.0889	0.0186	0.0079	0.0302
75	RADIO & TELEVISION BROADCASTING.....	0.0059	0.0052	0.0028	0.0394	0.0683	1.0309	0.0044	0.0114
76	TELEPHONE & TELEGRAPH.....	0.0059	0.0052	0.0028	0.0394	0.0683	1.0309	0.0044	0.0114
77	POSTAL SERVICES.....	0.0059	0.0052	0.0028	0.0394	0.0683	1.0309	0.0044	0.0114
78	ELECTRIC POWER.....	0.0084	0.0035	0.0012	0.0569	0.0208	1.0066	0.0086	0.0100
79	OTHER UTILITIES.....	0.0081	0.0049	0.0013	0.0567	0.0128	0.0066	1.0026	0.0099
80	WHOLESALE MARGINS.....	0.0165	0.0341	0.0143	0.0111	0.0610	0.0296	0.0101	0.0686
81	RETAIL MARGINS.....	0.0113	0.0095	0.0038	0.0156	0.0318	0.0322	0.0198	0.0179
82	IMPLIED RENT OWNER OCCUP. DWEL.....	0.0033	0.0038	0.0016	0.1544	0.0089	0.0021	0.0015	0.0101
83	OTHER FINANCIALS, REAL ESTATE.....	0.0096	0.0074	0.0030	0.0490	0.0194	0.0262	0.0074	0.0173
84	BUSINESS SERVICES.....	0.0074	0.0122	0.0033	0.0071	0.0242	0.0647	0.0045	0.0149
85	EDUCATION SERVICES.....	0.0082	0.0257	0.0128	0.0072	0.0192	0.0481	0.0062	0.0216
86	HEALTH SERVICES.....	0.0082	0.0257	0.0128	0.0072	0.0192	0.0481	0.0062	0.0216
87	AMUSEMENT & RECREATION SERVICES.....	0.0103	0.0134	0.0205	0.0232	0.0349	0.0294	0.0223	0.0272
88	ACCOMMODATION & FOOD SERVICES.....	0.0134	0.0157	0.0049	0.0148	0.0444	0.0148	0.0120	0.0324
89	OTHER PERSONAL & MISC SERVICES.....	0.0121	0.0278	0.0134	0.0265	0.0424	0.0251	0.0183	0.1195
90	TRANSPORTATION MARGINS.....	0.0399	0.0103	0.0033	0.0522	1.0635	0.0181	0.0077	0.0295
91	OPERATING, OFFICE, LAB. & FOOD.....	0.0126	0.0751	0.0250	0.0125	0.0622	0.0174	0.0115	0.1202
92	TRAVEL, ADVERTISING & PROMOTION.....	0.0298	0.0167	0.0150	0.0186	0.1813	0.0964	0.0092	0.0163

TABLE 17. IMPACT (INVERSE) MATRIX (AGGREGATION - M), 1962 - CONTINUED

NO.	COMMODITY AGGREGATION - M	RETAIL TRADE	OWNER OCCUPIED DWELLINGS	FINANCE, INS. & REAL ESTATE	EDUCATION & HEALTH SERVICES	AMUSEMENT RECREATION SERVICES	SERVICE TO BUSINESS MANAGEMENT	ACCOMMODATION FOOD SERVICES	PERSONAL & MISC. SERVICES
1	GRAINS.....	0.0133	--	0.0520	--	0.0004	0.0075	0.0030	0.0042
2	LIVE ANIMALS.....	0.0133	--	0.0520	--	0.0004	0.0075	0.0030	0.0042
3	OTHER AGRICULTURAL PRODUCTS.....	0.0150	--	0.0521	--	0.0004	0.0075	0.0030	0.0042
4	FORESTRY PRODUCTS.....	0.0235	--	0.1042	--	0.0007	0.0164	0.0046	0.0169
5	FISH LANDINGS.....	0.0122	--	0.0239	--	0.0003	0.0070	0.0019	0.0056
6	HUNTING & TRAPPING PRODUCTS.....	0.0122	--	0.0239	--	0.0003	0.0070	0.0019	0.0056
7	IRON ORES & CONCENTRATES.....	0.0105	--	0.0395	--	0.0004	0.0159	0.0025	0.0060
8	OTHER METAL ORES & CONCENTRATES.....	0.0104	--	0.0382	--	0.0004	0.0157	0.0025	0.0060
9	COAL.....	0.0085	--	0.2065	--	0.0008	0.0402	0.0047	0.0046
10	CRUDE MINERAL OILS.....	0.0085	--	0.2065	--	0.0008	0.0402	0.0047	0.0046
11	NATURAL GAS.....	0.0085	--	0.2064	--	0.0008	0.0402	0.0047	0.0046
12	NON-METALLIC MINERALS.....	0.0183	--	0.0461	--	0.0005	0.0193	0.0038	0.0119
13	SERVICES INCIDENTAL TO MINING.....	0.0204	--	0.0470	--	0.0007	0.0162	0.0061	0.0105
14	MEAT PRODUCTS.....	0.1563	--	0.0456	--	0.0010	0.0163	0.0105	0.0062
15	DAIRY PRODUCTS.....	0.0214	--	0.0390	--	0.0010	0.0168	0.0110	0.0062
16	FISH PRODUCTS.....	0.0214	--	0.0388	--	0.0010	0.0168	0.0110	0.0062
17	FRUITS & VEGETABLES PREPARATIONS.....	0.0214	--	0.0388	--	0.0010	0.0167	0.0110	0.0062
18	FEEDS.....	0.0214	--	0.0389	--	0.0010	0.0167	0.0110	0.0062
19	FLOUR, WHEAT MEAL & OTHER CEREALS.....	0.0215	--	0.0388	--	0.0010	0.0167	0.0110	0.0062
20	BREAKFAST CEREAL & BAKERY PROD.....	0.0214	--	0.0390	--	0.0010	0.0168	0.0110	0.0062
21	SUGAR.....	0.0215	--	0.0388	--	0.0010	0.0167	0.0110	0.0062
22	MISC. FOOD PRODUCTS.....	0.0289	--	0.0394	--	0.0010	0.0166	0.0108	0.0061
23	SOFT DRINKS.....	0.0215	--	0.0388	--	0.0010	0.0167	0.0110	0.0062
24	ALCOHOLIC BEVERAGES.....	0.0215	--	0.0388	--	0.0010	0.0167	0.0110	0.0062
25	TOBACCO PROCESSED UNMANUFACTURED.....	0.0118	--	0.0400	--	0.0012	0.0176	0.0150	0.0043
26	CIGARETTES & TOBACCO MFG.....	0.0118	--	0.0400	--	0.0012	0.0176	0.0150	0.0043
27	TIRES & TUBES.....	0.0100	--	0.0346	--	0.0011	0.0173	0.0123	0.0050
28	OTHER RUBBER PRODUCTS.....	0.0101	--	0.0342	--	0.0011	0.0171	0.0121	0.0051
29	PLASTIC FABRICATED PRODUCTS.....	0.0106	--	0.0353	--	0.0011	0.0171	0.0117	0.0054
30	LEATHER & LEATHER PRODUCTS.....	0.0267	--	0.0375	--	0.0010	0.0179	0.0105	0.0101
31	YARNS & MAN MADE FIBRES.....	0.0099	--	0.0271	--	0.0007	0.0127	0.0073	0.0053
32	FABRICS.....	0.0098	--	0.0278	--	0.0007	0.0126	0.0071	0.0053
33	OTHER TEXTILE PRODUCTS.....	0.0147	--	0.0282	--	0.0007	0.0127	0.0073	0.0054
34	HOSIERY & KNITTED WEAR.....	0.0108	--	0.0379	--	0.0008	0.0138	0.0072	0.0045
35	CLOTHING & ACCESSORIES.....	0.0148	--	0.0373	--	0.0008	0.0121	0.0080	0.0039
36	LUMBER & TIMBER.....	0.0169	--	0.0643	--	0.0006	0.0138	0.0046	0.0106
37	VENEER & PLYWOOD.....	0.0169	--	0.0643	--	0.0006	0.0137	0.0046	0.0106
38	OTHER WOOD FABRICATED MATERIALS.....	0.0164	--	0.0622	--	0.0007	0.0139	0.0048	0.0102
39	FURNITURE & FIXTURES.....	0.0100	--	0.0389	--	0.0008	0.0150	0.0074	0.0052
40	PULP.....	0.0124	--	0.0422	--	0.0006	0.0136	0.0047	0.0079
41	NEWSPRINT & OTHER PAPER STOCK.....	0.0124	--	0.0422	--	0.0006	0.0136	0.0047	0.0079
42	PAPER PRODUCTS.....	0.0122	--	0.0419	--	0.0007	0.0143	0.0056	0.0076
43	PRINTING & PUBLISHING.....	0.0106	--	0.0396	--	0.0014	0.0207	0.0110	0.0059
44	ADVERTISING, PRINT MEDIA.....	0.0106	--	0.0396	--	0.0014	0.0209	0.0112	0.0058
45	IRON & STEEL PRODUCTS.....	0.0096	--	0.0270	--	0.0005	0.0142	0.0034	0.0056
46	ALUMINUM PRODUCTS.....	0.0096	--	0.0272	--	0.0004	0.0141	0.0033	0.0056
47	COPPER & COPPER ALLOY PRODUCTS.....	0.0096	--	0.0271	--	0.0004	0.0141	0.0032	0.0056
48	NICKEL PRODUCTS.....	0.0096	--	0.0271	--	0.0004	0.0140	0.0032	0.0056
49	OTHER NON FERROUS METAL PRODUCTS.....	0.0096	--	0.0277	--	0.0005	0.0144	0.0038	0.0056
50	BOILERS, TANKS & PLATES.....	0.0098	--	0.0271	--	0.0008	0.0159	0.0062	0.0057
51	FABRICATED STRUCTURAL METAL PROD.....	0.0099	--	0.0268	--	0.0007	0.0156	0.0058	0.0058
52	OTHER METAL FABRICATED PRODUCTS.....	0.0099	--	0.0273	--	0.0008	0.0159	0.0063	0.0058
53	AGRICULTURAL MACHINERY.....	0.0083	--	0.0372	--	0.0009	0.0152	0.0071	0.0046
54	OTHER INDUSTRIAL MACHINERY.....	0.0087	--	0.0359	--	0.0008	0.0155	0.0070	0.0049
55	MOTOR VEHICLES.....	0.0089	--	0.0202	--	0.0007	0.0188	0.0061	0.0050
56	MOTOR VEHICLE PARTS.....	0.0090	--	0.0208	--	0.0007	0.0186	0.0061	0.0050
57	OTHER TRANSPORT EQUIPMENT.....	0.0092	--	0.0212	--	0.0007	0.0185	0.0061	0.0051
58	APPLIANCES & RECEIVERS, HOUSEHOLD.....	0.0092	--	0.0360	--	0.0010	0.0186	0.0086	0.0051
59	OTHER ELECTRICAL PRODUCTS.....	0.0093	--	0.0358	--	0.0020	0.0163	0.0083	0.0050
60	CEMENT & CONCRETE PRODUCTS.....	0.0173	--	0.0334	--	0.0007	0.0161	0.0062	0.0110
61	OTHER NON-METALLIC MINERAL PROD.....	0.0171	--	0.0334	--	0.0007	0.0161	0.0062	0.0109
62	GASOLINE & FUEL OIL.....	0.0075	--	0.0802	--	0.0006	0.0186	0.0053	0.0041
63	OTHER PETROLEUM & COAL PROD.....	0.0084	--	0.0766	--	0.0007	0.0197	0.0064	0.0046
64	INDUSTRIAL CHEMICALS.....	0.0137	--	0.0365	--	0.0015	0.0247	0.0173	0.0069
65	FERTILIZERS.....	0.0141	--	0.0367	--	0.0015	0.0249	0.0171	0.0073
66	PHARMACEUTICALS.....	0.0140	--	0.0367	--	0.0015	0.0250	0.0176	0.0069
67	OTHER CHEMICAL PRODUCTS.....	0.0140	--	0.0367	--	0.0015	0.0245	0.0171	0.0069
68	SCIENTIFIC EQUIPMENT.....	0.0106	--	0.0388	--	0.0012	0.0170	0.0116	0.0056
69	OTHER MANUFACTURED PRODUCTS.....	0.0111	--	0.0397	--	0.0012	0.0172	0.0118	0.0058
70	RESIDENTIAL CONSTRUCTION.....	0.0193	--	0.0333	--	0.0006	0.0252	0.0044	0.0097
71	NON-RESIDENTIAL CONSTRUCTION.....	0.0193	--	0.0333	--	0.0006	0.0252	0.0044	0.0097
72	REPAIR CONSTRUCTION.....	0.0193	--	0.0333	--	0.0006	0.0252	0.0044	0.0097
73	PIPELINE TRANSPORTATION.....	0.0195	--	0.0377	--	0.0007	0.0125	0.0060	0.0093
74	TRANSPORTATION & STORAGE.....	0.0222	--	0.0380	--	0.0007	0.0125	0.0060	0.0093
75	RADIO & TELEVISION BROADCASTING.....	0.0101	--	0.0305	--	0.0253	0.0090	0.0034	0.0041
76	TELEPHONE & TELEGRAPH.....	0.0101	--	0.0305	--	0.0253	0.0090	0.0034	0.0041
77	POSTAL SERVICES.....	0.0101	--	0.0305	--	0.0253	0.0090	0.0034	0.0041
78	ELECTRIC POWER.....	0.0052	--	0.0348	--	0.0003	0.0080	0.0019	0.0033
79	OTHER UTILITIES.....	0.0052	--	0.0350	--	0.0003	0.0080	0.0020	0.0094
80	WHOLESALE MARGINS.....	0.0148	--	0.0606	--	0.0015	0.0237	0.0130	0.0079
81	RETAIL MARGINS.....	0.9979	--	0.0862	--	0.0029	0.0167	0.0147	0.0079
82	IMPLIED RENT OWNER OCCUP. DWEL.....	0.0031	1.0000	0.0143	--	0.0001	0.0041	0.0008	0.0015
83	OTHER FINANCE, INS. REAL ESTATE.....	0.0164	--	1.0611	0.0002	0.0024	0.0269	0.0127	0.0070
84	BUSINESS SERVICES.....	0.0126	--	0.0474	--	0.0034	0.9091	0.0091	0.0085
85	EDUCATION SERVICES.....	0.0176	--	0.0547	1.0000	0.0015	0.0194	0.0044	0.0142
86	HEALTH SERVICES.....	0.0176	--	0.0547	1.0000	0.0015	0.0194	0.0044	0.0142
87	AMUSEMENT & RECREATION SERVICES.....	0.0239	--	0.1677	--	1.0847	0.0275	0.0167	0.0176
88	ACCOMMODATION & FOOD SERVICES.....	0.0772	--	0.0543	--	0.0106	0.0124	0.9248	0.0078
89	OTHER PERSONAL & MISC SERVICES.....	0.2930	--	0.0765	--	0.0013	0.1577	0.0083	0.3792
90	TRANSPORTATION MARGINS.....	0.0216	--	0.0371	--	0.0007	0.0122	0.0058	0.0091
91	OPERATING, OFFICE, LAB & FOOD.....	0.0894	--	0.0359	--	0.0009	0.0316	0.0071	0.0539
92	TRAVEL, ADVERTISING & PROMOTION.....	0.0468	--	0.0393	--	0.0122	0.0901	0.1872	0.0137

TABLE 17. IMPACT (INVERSE) MATRIX (AGGREGATION - M). 1962 - CONCLUDED

NO.	COMMODITY AGGREGATION - M	TRANS. MARGINS	OPERATING OFFICE LAB & FOOD	TRAVEL PROMOTION, ADVIS.
1	GRAINS	0.0222	0.0496	0.0143
2	LIVE ANIMALS	0.0222	0.0496	0.0143
3	OTHER AGRICULTURAL PRODUCTS	0.0222	0.0498	0.0144
4	FORESTRY PRODUCTS	0.0119	0.1396	0.0207
5	FISH LANDINGS	0.0142	0.0306	0.0091
6	HUNTING & TRAPPING PRODUCTS	0.0142	0.0306	0.0091
7	IRON ORES & CONCENTRATES	0.0123	0.0838	0.0122
8	OTHER METAL ORES & CONCENTRATES	0.0149	0.0823	0.0125
9	COAL	0.0050	0.0503	0.0199
10	CRUDE MINERAL OILS	0.0050	0.0503	0.0199
11	NATURAL GAS	0.0050	0.0503	0.0199
12	NON-METALLIC MINERALS	0.0167	0.1171	0.0189
13	SERVICES INCIDENTAL TO MINING	0.0157	0.1582	0.0316
14	MEAT PRODUCTS	0.0379	0.0558	0.0558
15	DAIRY PRODUCTS	0.0429	0.0545	0.0586
16	FISH PRODUCTS	0.0432	0.0545	0.0588
17	FRUITS & VEGETABLES PREPARATIONS	0.0431	0.0545	0.0586
18	FEEDS	0.0430	0.0545	0.0586
19	FLOUR, WHEAT MEAL & OTHER CEREALS	0.0433	0.0545	0.0585
20	BREAKFAST CEREAL & BAKERY PROD.	0.0430	0.0545	0.0586
21	SUGAR	0.0433	0.0545	0.0585
22	MISC. FOOD PRODUCTS	0.0426	0.0545	0.0579
23	SOFT DRINKS	0.0433	0.0545	0.0585
24	ALCOHOLIC BEVERAGES	0.0433	0.0545	0.0585
25	TOBACCO PROCESSED UNMANUFACTURED	0.0217	0.0395	0.0813
26	CIGARETTES & TOBACCO MFG.	0.0217	0.0395	0.0813
27	TIRES & TUBES	0.0338	0.0491	0.0666
28	OTHER RUBBER PRODUCTS	0.0339	0.0501	0.0653
29	PLASTIC FABRICATED PRODUCTS	0.0348	0.0524	0.0628
30	LEATHER & LEATHER PRODUCTS	0.0303	0.0604	0.0565
31	YARNS & MAN MADE FIBRES	0.0294	0.0570	0.0390
32	FABRICS	0.0287	0.0564	0.0379
33	OTHER TEXTILE PRODUCTS	0.0290	0.0569	0.0388
34	HOSIERY & KNITTED WEAR	0.0216	0.0470	0.0384
35	CLOTHING & ACCESSORIES	0.0177	0.0369	0.0426
36	LUMBER & TIMBER	0.0380	0.1029	0.0223
37	VENEER & PLYWOOD	0.0380	0.1029	0.0223
38	OTHER WOOD FABRICATED MATERIALS	0.0376	0.0989	0.0238
39	FURNITURE & FIXTURES	0.0308	0.0506	0.0393
40	PULP	0.0480	0.0750	0.0237
41	NEWSPRINT & OTHER PAPER STOCK	0.0479	0.0750	0.0238
42	PAPER PRODUCTS	0.0450	0.0719	0.0289
43	PRINTING & PUBLISHING	0.0265	0.0451	0.0593
44	ADVERTISING, PRINT MEDIA	0.0260	0.0443	0.0601
45	IRON & STEEL PRODUCTS	0.0365	0.0689	0.0174
46	ALUMINUM PRODUCTS	0.0368	0.0694	0.0166
47	COPPER & COPPER ALLOY PRODUCTS	0.0368	0.0694	0.0164
48	NICKEL PRODUCTS	0.0370	0.0696	0.0161
49	OTHER NON-FERROUS METAL PRODUCTS	0.0359	0.0682	0.0196
50	BOILERS, TANKS & PLATES	0.0308	0.0601	0.0332
51	FABRICATED STRUCTURAL METAL PROD.	0.0320	0.0619	0.0306
52	OTHER METAL FABRICATED PRODUCTS	0.0310	0.0605	0.0333
53	AGRICULTURAL MACHINERY	0.0233	0.0502	0.0378
54	OTHER INDUSTRIAL MACHINERY	0.0248	0.0528	0.0371
55	MOTOR VEHICLES	0.0271	0.0580	0.0325
56	MOTOR VEHICLE PARTS	0.0275	0.0583	0.0325
57	OTHER TRANSPORT EQUIPMENT	0.0270	0.0581	0.0326
58	APPLIANCES & RECEIVERS HOUSEHOLD	0.0238	0.0521	0.0459
59	OTHER ELECTRICAL PRODUCTS	0.0232	0.0518	0.0446
60	CEMENT & CONCRETE PRODUCTS	0.0506	0.1043	0.0321
61	OTHER NON-METALLIC MINERAL PROD.	0.0499	0.1029	0.0325
62	GASOLINE & FUEL OIL	0.0087	0.0413	0.0257
63	OTHER PETROLEUM & COAL PROD.	0.0140	0.0446	0.0322
64	INDUSTRIAL CHEMICALS	0.0382	0.0534	0.0937
65	FERTILIZERS	0.0371	0.0565	0.0927
66	PHARMACEUTICALS	0.0384	0.0530	0.0958
67	OTHER CHEMICAL PRODUCTS	0.0382	0.0536	0.0930
68	SCIENTIFIC EQUIPMENT	0.0269	0.0581	0.0625
69	OTHER MANUFACTURED PRODUCTS	0.0280	0.0589	0.0636
70	RESIDENTIAL CONSTRUCTION	0.0364	0.0553	0.0226
71	NON-RESIDENTIAL CONSTRUCTION	0.0364	0.0553	0.0226
72	REPAIR CONSTRUCTION	0.0364	0.0553	0.0226
73	PIPELINE TRANSPORTATION	0.0101	0.0624	0.0197
74	TRANSPORTATION & STORAGE	0.0101	0.0627	0.0198
75	RADIO & TELEVISION BROADCASTING	0.0048	0.0401	0.0170
76	TELEPHONE & TELEGRAPH	0.0048	0.0401	0.0170
77	POSTAL SERVICES	0.0048	0.0401	0.0170
78	ELECTRIC POWER	0.0064	0.0193	0.0095
79	OTHER UTILITIES	0.0064	0.0193	0.0096
80	WHOLESALE MARGINS	0.0114	0.0591	0.0694
81	RETAIL MARGINS	0.0000	0.0650	0.0430
82	IMPUTED RENT OWNER OCUP. DWEL.	0.0056	0.0090	0.0038
83	OTHER FINANCIALS, REAL ESTATE	0.0055	0.0624	0.0399
84	BUSINESS SERVICES	0.0061	0.0635	0.0486
85	EDUCATION SERVICES	0.0074	0.0865	0.0221
86	HEALTH SERVICES	0.0074	0.0865	0.0221
87	AMUSEMENT & RECREATION SERVICES	0.0095	0.1254	0.0868
88	ACCOMMODATION & FOOD SERVICES	0.0191	0.0604	0.0306
89	OTHER PERSONAL & MISC. SERVICES	0.0110	0.0717	0.0402
90	TRANSPORTATION MARGINS	1.0099	0.0613	0.0193
91	OPERATING OFFICE LAB & FOOD	0.0417	1.0429	0.0358
92	TRAVEL, ADVERTISING & PROMOTION	0.0195	0.0463	1.0341

TABLE 18. MARGINS (AGGREGATION - M), 1962 (MILLIONS OF DOLLARS)

NO.	COMMODITY AGGREGATION - M	RETAIL	WHOLESALE	TAX	TRANSPORT	GAS	STORAGE	PIPELINE
1	GRAINS.....	--	31.6	--	92.1	--	24.3	--
2	LIVE ANIMALS.....	0.2	29.0	--	18.1	--	--	--
3	OTHER AGRICULTURAL PRODUCTS.....	96.3	77.9	0.3	58.0	--	--	--
4	FORESTRY PRODUCTS.....	2.4	5.4	--	52.3	--	--	--
5	FISH LANDINGS.....	2.7	9.8	--	6.0	--	--	--
6	HUNTING & TRAPPING PRODUCTS.....	--	1.4	--	0.3	--	--	--
7	IRON ORES & CONCENTRATES.....	--	--	--	50.8	--	--	--
8	OTHER METAL ORES & CONCENTRATES.....	--	--	--	44.1	--	--	--
9	COAL.....	10.2	8.1	--	34.7	--	--	--
10	CRUDE MINERAL OILS.....	--	--	--	1.2	--	--	151.1
11	NATURAL GAS.....	--	--	--	--	147.6	--	103.6
12	NON-METALLIC MINERALS.....	3.4	6.2	--	84.7	--	--	--
14	MEAT PRODUCTS.....	224.5	46.1	7.9	30.4	--	--	--
15	DAIRY PRODUCTS.....	120.6	35.0	--	15.5	--	--	--
16	FISH PRODUCTS.....	14.3	14.0	--	6.3	--	--	--
17	FRUITS & VEGETABLES PREPARATIONS.....	96.0	42.7	--	15.5	--	--	--
18	FEEDS.....	7.8	27.0	--	22.1	--	--	--
19	FLOUR,WHEAT,MEAL & OTHER CEREALS.....	10.4	15.0	--	9.8	--	--	--
20	BREAKFAST CEREAL & BAKERY PROD.....	113.6	25.5	--	15.0	--	--	--
21	SUGAR.....	13.6	9.6	--	5.5	--	--	--
22	MISC. FOOD PRODUCTS.....	119.8	54.6	16.4	23.8	--	--	--
23	SOFT DRINKS.....	29.0	6.7	15.2	3.1	--	--	--
24	ALCOHOLIC BEVERAGES.....	116.5	8.1	514.8	15.2	--	--	--
25	TOBACCO PROCESSED UNMANUFACTURED.....	--	--	--	1.5	--	--	--
26	CIGARETTES & TOBACCO MFG.....	91.6	43.6	422.1	3.3	--	--	--
27	TIRES & TUBES.....	24.5	23.0	14.5	11.1	--	--	--
28	OTHER RUBBER PRODUCTS.....	19.3	11.5	7.9	4.7	--	--	--
29	PLASTIC FABRICATED PRODUCTS.....	6.3	12.4	6.6	4.7	--	--	--
30	LEATHER & LEATHER PRODUCTS.....	118.4	16.4	26.6	6.6	--	--	--
31	YARNS & MAN MADE FIBRES.....	12.0	15.2	2.1	6.8	--	--	--
32	FABRICS.....	33.1	51.1	8.7	8.7	--	--	--
33	OTHER TEXTILE PRODUCTS.....	69.3	29.3	20.8	12.2	--	--	--
34	HOSIERY & KNITTED WEAR.....	105.3	12.1	21.6	7.1	--	--	--
35	CLOTHING & ACCESSORIES.....	531.8	61.6	89.4	38.5	--	--	--
36	LUMBER & TIMBER.....	3.2	57.3	--	76.4	--	--	--
37	VENEER & PLYWOOD.....	3.1	33.2	0.8	12.7	--	--	--
38	OTHER WOOD FABRICATED MATERIALS.....	0.4	39.4	2.6	14.9	--	--	--
39	FURNITURE & FIXTURES.....	118.8	21.1	37.2	11.6	--	--	--
40	PULP.....	--	2.1	--	23.1	--	--	--
41	NEWSPRINT & OTHER PAPER STOCK.....	3.5	60.2	2.5	85.0	--	--	--
42	PAPER PRODUCTS.....	54.5	60.0	30.8	38.0	--	--	--
43	PRINTING & PUBLISHING.....	49.9	41.6	38.3	17.5	--	--	--
45	IRON & STEEL PRODUCTS.....	--	57.3	9.5	55.1	--	--	--
46	ALUMINUM PRODUCTS.....	0.9	9.9	--	11.9	--	--	--
47	COPPER & COPPER ALLOY PRODUCTS.....	--	8.6	0.3	8.9	--	--	--
48	NICKEL PRODUCTS.....	--	2.1	--	11.9	--	--	--
49	OTHER NON FERROUS METAL PRODUCTS.....	0.5	85.3	0.1	23.8	--	--	--
50	BOILERS, TANKS & PLATES.....	1.4	13.2	1.7	3.8	--	--	--
51	FABRICATED STRUCTURAL METAL PROD.....	1.6	28.2	4.6	14.3	--	--	--
52	OTHER METAL FABRICATED PRODUCTS.....	42.8	160.0	37.1	56.2	--	--	--
53	AGRICULTURAL MACHINERY.....	10.1	71.2	--	9.4	--	--	--
54	OTHER INDUSTRIAL MACHINERY.....	15.8	329.4	61.8	63.8	--	--	--
55	MOTOR VEHICLES.....	184.2	106.8	158.8	21.3	--	--	--
56	MOTOR VEHICLE PARTS.....	121.4	117.9	26.8	23.2	--	--	--
57	OTHER TRANSPORT EQUIPMENT.....	4.6	15.5	35.8	10.1	--	--	--
58	APPLIANCES & RECEIVERS,HOUSEHOLD.....	125.3	51.4	67.8	11.3	--	--	--
59	OTHER ELECTRICAL PRODUCTS.....	27.9	126.9	52.6	29.1	--	--	--
60	CEMENT & CONCRETE PRODUCTS.....	0.4	18.9	11.5	21.9	--	--	--
61	OTHER NON-METALLIC MINERAL PROD.....	35.2	56.3	6.1	40.4	--	--	--
62	GASOLINE & FUEL OIL.....	298.1	328.6	584.0	63.8	--	--	--
63	OTHER PETROLEUM & COAL PROD.....	17.3	48.7	6.3	22.7	1.3	--	3.5
64	INDUSTRIAL CHEMICALS.....	2.6	60.3	0.6	51.7	--	--	--
65	FERTILIZERS.....	3.0	5.7	--	18.5	--	--	--
66	PHARMACEUTICALS.....	95.1	26.9	14.3	4.1	--	--	--
67	OTHER CHEMICAL PRODUCTS.....	96.2	86.1	52.4	33.4	--	--	--
68	SCIENTIFIC EQUIPMENT.....	39.1	34.3	19.6	10.9	--	--	--
69	OTHER MANUFACTURED PRODUCTS.....	143.2	50.4	35.8	14.3	--	--	--
78	ELECTRIC POWER.....	--	--	0.6	--	--	--	--
84	BUSINESS SERVICES.....	--	--	1.7	--	--	--	--
87	AMUSEMENT & RECREATION SERVICES.....	--	--	28.0	--	--	--	--
89	OTHER PERSONAL & MISC. SERVICES.....	--	--	0.5	--	--	--	--
93	NON-COMPETING IMPORTS.....	21.9	17.3	--	12.6	--	--	--
	TOTAL.....	3514.6	2962.0	2505.5	1641.8	148.9	74.2	258.3

NOTE: DETAIL MAY NOT ADD DUE TO ROUNDING.

TABLE 19. MAKE (OUTPUT) MATRIX (AGGREGATION - \$), 1963 (MILLIONS OF DOLLARS)

NO.	COMMODITY AGGREGATION - \$	AGRICUL- TURE	FOREST- RY	FISHING, HUNTING & TRAPPING	MINES QUARRIES & OIL WELLS	MANUFAC- TURING	CONSTRUC- TION
1	GRAINS.....	1257.5	--	--	--	0.6	--
2	OTHER AGRICULTURAL PRODUCTS.....	2514.6	2.3	--	--	1.6	--
3	FORESTRY PRODUCTS.....	33.3	830.2	--	--	9.0	--
4	FISHING & TRAPPING PRODUCTS.....	--	--	145.4	--	--	--
5	METALLIC ORES & CONCENTRATES.....	--	--	--	1159.2	124.5	--
6	MINERALS FUELS.....	--	--	--	845.1	--	--
7	NON-METALLIC MINERALS.....	--	--	--	306.2	11.3	--
8	SERVICES INCIDENTAL TO MINING.....	--	--	--	214.8	--	--
9	MEAT,FISH & DAIRY PRODUCTS.....	42.6	--	--	--	2598.5	--
10	FRUIT,VEG.,FEED,MISC.FOOD PROD.....	11.4	--	--	--	2414.4	--
11	BEVERAGES.....	--	--	--	--	685.1	--
12	TOBACCO & TOBACCO PRODUCTS.....	--	--	--	--	353.1	--
13	RUBBER,LEATHER,PLASTIC FAB.PRO.....	--	--	--	--	798.1	--
14	TEXTILE PRODUCTS.....	--	--	--	--	1077.2	--
15	KNITTED PRODUCTS & CLOTHING.....	--	--	--	--	1174.3	--
16	LUMBER,SAWMILL,OTHER WOOD PROD.....	--	1.4	--	--	1283.2	--
17	FURNITURE & FIXTURES.....	--	--	--	--	398.8	--
18	PAPER & PAPER PRODUCTS.....	--	--	--	--	2510.9	--
19	PRINTING & PUBLISHING.....	--	--	--	--	919.7	--
20	PRIMARY METAL PRODUCTS.....	--	--	--	0.7	2693.9	--
21	METAL FABRICATED PRODUCTS.....	--	--	--	--	1786.0	--
22	MACHINERY & EQUIPMENT.....	--	0.3	--	6.8	971.3	--
23	AUTOS,TRUCKS,OTHER TRANSP. EQP.....	--	--	--	--	2803.8	--
24	ELEC. & COMMUNICATIONS PROD.....	--	--	--	--	1524.9	--
25	NON-METALLIC MINERAL PRODUCTS.....	--	--	--	2.8	799.0	--
26	PETROLEUM & COAL PRODUCTS.....	--	--	--	12.1	1407.8	--
27	CHEMICALS,CHEMICAL PROD.....	--	--	--	23.3	1671.7	--
28	MISC. MANUFACTURED PRODUCTS.....	--	--	--	--	654.1	--
29	RESIDENTIAL CONSTRUCTION.....	--	--	--	--	--	1652.4
30	NON-RESIDENTIAL CONSTRUCTION.....	--	--	--	--	--	4418.1
31	REPAIR CONSTRUCTION.....	--	--	--	--	--	1598.5
32	TRANSPORTATION & STORAGE.....	--	11.1	--	--	0.7	--
33	COMMUNICATION SERVICES.....	--	--	--	--	--	--
34	OTHER UTILITIES.....	--	0.1	--	1.0	13.0	--
35	WHOLESALE MARGINS.....	--	1.0	--	0.4	496.6	--
36	RETAIL MARGINS.....	--	--	--	--	--	--
37	IMPLIED RENT OWNER OCPD. DWEL.....	--	--	--	--	--	--
38	OTHER FINANCE,INS.,REAL ESTATE.....	0.8	0.4	--	31.6	72.1	38.5
39	BUSINESS SERVICES.....	--	--	--	--	87.5	--
40	PERSONAL & OTHER MISC. SERVICE.....	--	21.3	0.4	10.9	158.8	48.9
41	TRANSPORTATION MARGINS.....	--	--	--	--	--	--
42	OPERATING,OFFICE,LAB & FOOD.....	--	--	--	--	--	--
43	TRAVEL, ADVERTISING, PROMOTION.....	--	--	--	--	--	--
	TOTAL.....	3860.2	868.2	145.9	2614.9	29501.4	7756.5

NOTE: DETAIL MAY NOT ADD DUE TO ROUNDING.

TABLE 19. MAKE (OUTPUT) MATRIX (AGGREGATION - \$), 1963 (MILLIONS OF DOLLARS) - CONTINUED

NO.	COMMODITY AGGREGATION - \$	TRANS. & STORAGE	COMMUNI- CATION	ELEC POWER GAS,OTHER UTILITIES	WHOLESALE TRADE	RETAIL TRADE	FINANCE, INS. & REAL EST.
1	GRAINS.....	--	--	--	--	--	--
2	OTHER AGRICULTURAL PRODUCTS.....	--	--	--	--	2.2	--
3	FORESTRY PRODUCTS.....	--	--	0.7	--	--	--
4	FISHING & TRAPPING PRODUCTS.....	--	--	--	--	--	--
5	METALLIC ORES & CONCENTRATES.....	--	--	--	--	--	--
6	MINERALS FUELS.....	--	--	--	--	--	--
7	NON-METALLIC MINERALS.....	--	--	--	--	--	--
8	SERVICES INCIDENTAL TO MINING.....	--	--	--	--	--	--
9	MEAT,FISH & DAIRY PRODUCTS.....	--	--	--	9.6	211.5	--
10	FRUIT,VEG.,FEED,MISC.FOOD PROD.....	--	--	--	9.4	3.5	--
11	BEVERAGES.....	--	--	--	--	--	--
12	TOBACCO & TOBACCO PRODUCTS.....	--	--	--	--	--	--
13	RUBBER,LEATHER,PLASTIC FAB.PRO.....	--	--	--	2.8	--	--
14	TEXTILE PRODUCTS.....	--	--	--	3.8	1.5	--
15	KNITTED PRODUCTS & CLOTHING.....	--	--	--	0.6	0.3	--
16	LUMBER,SAWMILL,OTHER WOOD PROD.....	--	--	--	1.9	--	--
17	FURNITURE & FIXTURES.....	--	--	--	2.1	--	--
18	PAPER & PAPER PRODUCTS.....	--	--	--	4.9	--	--
19	PRINTING & PUBLISHING.....	--	--	--	0.7	--	--
20	PRIMARY METAL PRODUCTS.....	--	--	--	--	--	--
21	METAL FABRICATED PRODUCTS.....	--	--	--	4.8	--	--
22	MACHINERY & EQUIPMENT.....	--	--	--	--	--	--
23	AUTOS,TRUCKS,OTHER TRANSP. EQP.....	11.5	--	--	0.1	--	--
24	ELEC. & COMMUNICATIONS PROD.....	--	55.4	--	0.5	--	--
25	NON-METALLIC MINERAL PRODUCTS.....	--	--	--	1.6	--	--
26	PETROLEUM & COAL PRODUCTS.....	--	--	6.7	--	--	--
27	CHEMICALS,CHEMICAL PROD.....	--	--	--	0.2	--	--
28	MISC. MANUFACTURED PRODUCTS.....	--	--	--	12.6	--	--
29	RESIDENTIAL CONSTRUCTION.....	--	--	--	--	--	--
30	NON-RESIDENTIAL CONSTRUCTION.....	--	--	--	--	--	--
31	REPAIR CONSTRUCTION.....	--	--	--	--	--	--
32	TRANSPORTATION & STORAGE.....	3785.1	--	--	--	9.6	--
33	COMMUNICATION SERVICES.....	--	1195.4	--	--	--	--
34	OTHER UTILITIES.....	6.9	--	1140.0	--	--	--
35	WHOLESALE MARGINS.....	4.9	--	--	2692.5	--	--
36	RETAIL MARGINS.....	5.7	--	8.0	--	3824.3	--
37	IMPLIED RENT OWNER OCPD. DWEL.....	--	--	--	--	--	2810.7
38	OTHER FINANCE,INS.,REAL ESTATE.....	12.3	0.5	0.9	20.4	25.8	4784.7
39	BUSINESS SERVICES.....	2.9	32.2	--	--	--	--
40	PERSONAL & OTHER MISC. SERVICE.....	36.3	3.7	14.9	227.4	624.1	19.5
41	TRANSPORTATION MARGINS.....	--	--	--	--	--	--
42	OPERATING,OFFICE,LAB & FOOD.....	--	--	--	--	--	--
43	TRAVEL, ADVERTISING, PROMOTION.....	--	--	--	--	--	--
	TOTAL.....	3865.5	1287.3	1171.2	2996.0	4702.9	7614.9

NOTE: DETAIL MAY NOT ADD DUE TO ROUNDING.

TABLE 19. MAKE (OUTPUT) MATRIX (AGGREGATION - S), 1963 (MILLIONS OF DOLLARS) - CONCLUDED

NO.	COMMODITY AGGREGATION - S	BUSINESS & PERSONAL SERVICES	TRANS. MARGINS	OPERATING OFFICE SUPPLIES	TRAVEL PROMOTION, ADVTG.	TOTAL INDUSTRIES
1	GRAINS.....	--	--	--	--	1258.1
2	OTHER AGRICULTURAL PRODUCTS.....	--	--	--	--	2520.7
3	FORESTRY PRODUCTS.....	--	--	--	--	873.3
4	FISHING & TRAPPING PRODUCTS.....	--	--	--	--	145.4
5	METALLIC ORES & CONCENTRATES.....	--	--	--	--	1283.7
6	MINERALS FUELS.....	--	--	--	--	845.1
7	NON-METALLIC MINERALS.....	--	--	--	--	317.5
8	SERVICES INCIDENTAL TO MINING.....	--	--	--	--	214.8
9	MEAT,FISH & DAIRY PRODUCTS.....	--	--	--	--	2862.3
10	FRUIT,VEG,FEED,MISC FOOD PROD.....	--	--	--	--	2438.6
11	BEVERAGES.....	--	--	--	--	685.1
12	TOBACCO & TOBACCO PRODUCTS.....	--	--	--	--	353.1
13	RUBBER,LEATHER,PLASTIC FAB,PRO.....	--	--	--	--	800.9
14	TEXTILE PRODUCTS.....	--	--	--	--	1082.5
15	KNITTED PRODUCTS & CLOTHING.....	--	--	--	--	1175.2
16	LUMBER,SAWMILL,OTHER WOOD PROD.....	--	--	--	--	1286.4
17	FURNITURE & FIXTURES.....	--	--	--	--	400.9
18	PAPER & PAPER PRODUCTS.....	--	--	--	--	2515.8
19	PRINTING & PUBLISHING.....	--	--	--	--	920.4
20	PRIMARY METAL PRODUCTS.....	--	--	--	--	2694.5
21	METAL FABRICATED PRODUCTS.....	--	--	--	--	1790.8
22	MACHINERY & EQUIPMENT.....	--	--	--	--	978.4
23	AUTOS,TRUCKS,OTHER TRANSP. EQP.....	--	--	--	--	2815.5
24	ELEC. & COMMUNICATIONS PROD.....	--	--	--	--	1580.8
25	NON-METALLIC MINERAL PRODUCTS.....	--	--	--	--	803.4
26	PETROLEUM & COAL PRODUCTS.....	--	--	--	--	1426.6
27	CHEMICALS,CHEMICAL PROD.....	--	--	--	--	1695.2
28	MISC. MANUFACTURED PRODUCTS.....	--	--	--	--	666.6
29	RESIDENTIAL CONSTRUCTION.....	--	--	--	--	1652.4
30	NON-RESIDENTIAL CONSTRUCTION.....	--	--	--	--	4418.1
31	REPAIR CONSTRUCTION.....	--	--	--	--	1598.5
32	TRANSPORTATION & STORAGE.....	--	--	--	--	3806.5
33	COMMUNICATION SERVICES.....	--	--	--	--	1195.4
34	OTHER UTILITIES.....	2.0	--	--	--	1162.9
35	WHOLESALE MARGINS.....	--	--	--	--	3195.4
36	RETAIL MARGINS.....	42.9	--	--	--	3880.9
37	IMPLIED RENT OWNER OCPD. DWEL.....	--	--	--	--	2810.7
38	OTHER FINANCE,INS,REAL ESTATE.....	47.2	--	--	--	5035.1
39	BUSINESS SERVICES.....	891.6	--	--	--	1014.2
40	PERSONAL & OTHER MISC. SERVICE.....	3848.6	--	--	--	5014.8
41	TRANSPORTATION MARGINS.....	--	1747.9	--	--	1747.9
42	OPERATING,OFFICE,LAB & FOOD.....	--	--	3098.6	--	3098.6
43	TRAVEL, ADVERTISING, PROMOTION.....	--	--	--	1651.3	1651.3
	TOTAL.....	4832.2	1747.9	3098.6	1651.3	77714.8

NOTE: DETAIL MAY NOT ADD DUE TO ROUNDING.

TABLE 20. USE (INPUT) MATRIX (AGGREGATION - S), 1963 (MILLIONS OF DOLLARS)

NO.	COMMODITY AGGREGATION - S	AGRICUL- TURE	FOREST- RY	FISHING, HUNTING & TRAPPING	MINES QUARRIES & OIL WELLS	MANUFAC- TURING	CONSTRUC- TION
1	GRAINS.....	41.8	--	--	--	267.6	--
2	OTHER AGRICULTURAL PRODUCTS.....	110.5	1.1	--	--	1570.0	4.7
3	FORESTRY PRODUCTS.....	0.3	71.3	--	0.1	743.8	5.4
4	FISHING & TRAPPING PRODUCTS.....	--	--	2.6	--	104.4	--
5	METALLIC ORES & CONCENTRATES.....	--	--	--	7.4	852.8	--
6	MINERALS FUELS.....	1.1	0.1	--	3.7	996.4	2.2
7	NON-METALLIC MINERALS.....	4.6	--	0.8	7.5	114.7	45.0
8	SERVICES INCIDENTAL TO MINING.....	--	--	--	79.5	--	50.1
9	MEAT,FISH & DAIRY PRODUCTS.....	0.4	--	--	--	443.9	--
10	FRUIT,VEG,FEED,MISC FOOD PROD.....	297.2	5.2	--	0.3	557.1	--
11	BEVERAGES.....	--	--	--	--	30.3	--
12	TOBACCO & TOBACCO PRODUCTS.....	--	--	--	--	83.9	--
13	RUBBER,LEATHER,PLASTIC FAB,PRO.....	6.9	--	--	--	288.4	69.3
14	TEXTILE PRODUCTS.....	20.1	2.1	4.8	2.4	993.4	26.2
15	KNITTED PRODUCTS & CLOTHING.....	--	--	--	--	76.0	--
16	LUMBER,SAWMILL,OTHER WOOD PROD.....	3.5	0.4	1.5	0.7	307.3	456.4
17	FURNITURE & FIXTURES.....	--	--	--	--	19.4	14.5
18	PAPER & PAPER PRODUCTS.....	3.0	--	--	7.8	935.1	72.4
19	PRINTING & PUBLISHING.....	--	--	--	--	84.8	--
20	PRIMARY METAL PRODUCTS.....	--	--	--	13.6	1520.8	362.0
21	METAL FABRICATED PRODUCTS.....	10.2	5.5	0.6	2.7	780.9	840.6
22	MACHINERY & EQUIPMENT.....	38.2	3.6	1.8	29.5	163.2	141.6
23	AUTOS,TRUCKS,OTHER TRANSP. EQP.....	0.8	1.7	6.6	1.6	1012.6	16.2
24	ELEC. & COMMUNICATIONS PROD.....	--	--	4.6	2.1	433.3	330.8
25	NON-METALLIC MINERAL PRODUCTS.....	0.1	0.1	0.2	2.3	288.6	544.6
26	PETROLEUM & COAL PRODUCTS.....	158.4	18.1	6.4	24.9	231.5	102.1
27	CHEMICALS,CHEMICAL PROD.....	129.5	1.2	0.3	41.1	927.2	73.6
28	MISC. MANUFACTURED PRODUCTS.....	--	--	1.6	--	139.5	67.0
29	RESIDENTIAL CONSTRUCTION.....	--	--	--	--	--	--
30	NON-RESIDENTIAL CONSTRUCTION.....	--	--	--	--	--	--
31	REPAIR CONSTRUCTION.....	73.0	14.6	0.5	35.0	139.0	3.6
32	TRANSPORTATION & STORAGE.....	12.8	66.3	1.7	25.5	213.5	50.6
33	COMMUNICATION SERVICES.....	10.3	2.8	0.3	7.0	142.9	9.3
34	OTHER UTILITIES.....	30.3	1.7	0.2	55.4	286.8	4.0
35	WHOLESALE MARGINS.....	87.1	7.4	3.0	24.6	674.0	395.9
36	RETAIL MARGINS.....	21.0	1.2	0.9	3.0	27.2	55.2
37	IMPLIED RENT OWNER OCPD. DWEL.....	--	--	--	--	--	--
38	OTHER FINANCE,INS,REAL ESTATE.....	150.7	74.4	1.3	217.8	378.8	90.7
39	BUSINESS SERVICES.....	3.8	3.8	0.3	59.3	212.9	153.7
40	PERSONAL & OTHER MISC. SERVICE.....	5.6	21.3	1.3	11.1	95.8	110.8
41	TRANSPORTATION MARGINS.....	53.2	2.0	1.3	10.8	587.1	165.5
42	OPERATING,OFFICE,LAB & FOOD.....	137.3	96.7	2.1	178.3	829.5	151.5
43	TRAVEL, ADVERTISING, PROMOTION.....	0.1	5.9	--	15.7	782.2	31.7
44	NON-COMPETING IMPORTS.....	--	--	--	--	299.9	--
45	UNALLOCATED IMPORTS & EXPORTS.....	--	--	--	--	--	--
46	NET INDIRECT TAXES.....	101.1	25.9	1.8	35.0	247.2	304.0
47	LABOUR INCOME.....	237.5	315.9	31.7	609.8	6858.3	2377.5
48	NET INCOME UNINC. BUSINESS.....	1554.2	33.0	38.1	7.0	89.6	308.0
49	OTHER OPERATING SURPLUS.....	555.5	84.8	29.6	1092.1	3670.0	320.0
	TOTAL.....	3860.2	868.2	145.9	2614.9	29501.4	7756.5

NOTE: DETAIL MAY NOT ADD DUE TO ROUNDING.

TABLE 20. USE (INPUT) MATRIX (AGGREGATION - S), 1963 (MILLIONS OF DOLLARS) - CONTINUED

NO.	COMMODITY AGGREGATION - S	TRANS. & STORAGE	COMMUNI- CATION	ELEC POWER GAS OTHER UTILITIES	WHOLESALE TRADE	RETAIL TRADE	FINANCE, INS. & REAL EST.
1	GRAINS	--	--	--	1.0	--	--
2	OTHER AGRICULTURAL PRODUCTS	0.6	--	--	2.8	202.2	--
3	FORESTRY PRODUCTS	--	--	--	--	--	--
4	FISHING & TRAPPING PRODUCTS	--	--	--	--	--	--
5	METALLIC ORES & CONCENTRATES	--	--	--	0.2	--	--
6	MINERAL FUELS	5.3	--	30.8	1.2	7.3	3.0
7	NON-METALLIC MINERALS	1.3	--	--	--	--	--
8	SERVICES INCIDENTAL TO MINING	--	--	--	--	--	--
9	MEAT FISH & DAIRY PRODUCTS	--	--	--	4.0	5.9	--
10	FRUIT VEG. FEED. MISC. FOOD PROD.	0.5	--	--	1.6	--	--
11	BEVERAGES	--	--	--	--	--	--
12	TOBACCO & TOBACCO PRODUCTS	--	--	--	--	--	--
13	RUBBER, LEATHER, PLASTIC FAB. PRO.	24.2	--	--	4.9	4.9	--
14	TEXTILE PRODUCTS	4.9	0.8	--	7.8	1.4	--
15	KNITTED PRODUCTS & CLOTHING	--	--	--	--	16.1	--
16	LUMBER, SAWMILL, OTHER WOOD PROD.	--	--	--	5.9	5.6	--
17	FURNITURE & FIXTURES	0.2	--	--	--	--	--
18	PAPER & PAPER PRODUCTS	1.8	--	--	30.2	71.6	--
19	PRINTING & PUBLISHING	2.7	10.1	0.5	7.7	4.8	10.6
20	PRIMARY METAL PRODUCTS	7.3	--	--	2.6	--	--
21	METAL FABRICATED PRODUCTS	3.7	--	--	15.7	13.0	--
22	MACHINERY & EQUIPMENT	1.1	--	--	--	--	--
23	AUTOS, TRUCKS, OTHER TRANSP. EQP.	86.0	--	--	--	--	--
24	ELEC. & COMMUNICATIONS PROD.	7.7	33.4	--	0.1	--	--
25	NON-METALLIC MINERAL PRODUCTS	1.6	--	--	1.1	0.9	--
26	PETROLEUM & COAL PRODUCTS	156.0	2.1	8.6	45.6	33.1	9.1
27	CHEMICALS, CHEMICAL PROD.	4.0	0.3	--	3.1	3.2	--
28	MISC. MANUFACTURED PRODUCTS	2.3	0.6	--	1.0	4.4	--
29	RESIDENTIAL CONSTRUCTION	--	--	--	--	--	--
30	NON-RESIDENTIAL CONSTRUCTION	--	--	--	--	--	--
31	REPAIR CONSTRUCTION	158.7	43.0	59.7	5.0	28.1	611.9
32	TRANSPORTATION & STORAGE	267.4	66.8	2.6	118.4	49.3	3.5
33	COMMUNICATION SERVICES	45.9	30.6	4.3	60.3	111.3	88.4
34	OTHER UTILITIES	18.6	2.9	23.4	19.7	83.2	28.5
35	WHOLESALE MARGINS	67.8	2.5	3.6	36.8	24.2	3.2
36	RETAIL MARGINS	29.4	4.3	0.9	8.5	8.9	1.7
37	IMPUTED RENT OWNER OCPD. DWEL.	--	--	--	--	--	--
38	OTHER FINANCE, INS. REAL ESTATE	84.8	25.1	30.1	152.3	346.1	462.8
39	BUSINESS SERVICES	18.9	6.1	5.8	49.8	32.5	29.9
40	PERSONAL & OTHER MISC. SERVICE	58.3	35.9	5.5	32.0	28.4	0.9
41	TRANSPORTATION MARGINS	14.9	0.9	5.7	6.5	235.0	229.1
42	OPERATING OFFICE LAB. & FOOD	192.3	37.7	15.1	126.0	153.7	152.9
43	TRAVEL, ADVERTISING, PROMOTION	39.9	12.0	6.1	185.3	3.3	--
44	NON-COMPETING IMPORTS	--	--	--	--	--	--
45	UNALLOCATED IMPORTS & EXPORTS	--	--	--	--	--	--
46	NET INDIRECT TAXES	86.1	-36.9	35.1	33.6	124.4	1252.3
47	LABOUR INCOME	1520.6	586.2	250.4	1363.1	1934.0	1194.6
48	NET INCOME UNINC. BUSINESS	97.9	--	--	172.0	518.0	1243.0
49	OTHER OPERATING SURPLUS	852.8	422.7	682.9	489.8	638.8	2189.8
	TOTAL	3865.5	1287.3	1171.2	2996.0	4702.9	7614.9

NOTE: DETAIL MAY NOT ADD DUE TO ROUNDING.

TABLE 20. USE (INPUT) MATRIX (AGGREGATION - S), 1963 (MILLIONS OF DOLLARS) - CONCLUDED

NO.	COMMODITY AGGREGATION - S	BUSINESS & PERSONAL SERVICES	TRANS. MARGINS	OPERATING OFFICE SUPPLIES	TRAVEL, PROMOTION, ADVTG.	TOTAL INDUSTRIES
1	GRAINS	--	--	--	--	310.4
2	OTHER AGRICULTURAL PRODUCTS	40.7	--	27.1	--	1959.7
3	FORESTRY PRODUCTS	--	--	--	--	820.8
4	FISHING & TRAPPING PRODUCTS	6.6	--	0.9	--	114.6
5	METALLIC ORES & CONCENTRATES	0.4	--	--	--	860.9
6	MINERAL FUELS	1.4	--	--	--	1052.6
7	NON-METALLIC MINERALS	0.3	--	0.2	--	174.3
8	SERVICES INCIDENTAL TO MINING	--	--	--	--	129.6
9	MEAT FISH & DAIRY PRODUCTS	298.9	--	95.4	--	848.5
10	FRUIT VEG. FEED. MISC. FOOD PROD.	85.3	--	55.6	--	1002.8
11	BEVERAGES	9.0	--	8.5	23.2	71.0
12	TOBACCO & TOBACCO PRODUCTS	--	--	--	--	83.9
13	RUBBER, LEATHER, PLASTIC FAB. PRO.	4.8	--	105.8	3.4	512.8
14	TEXTILE PRODUCTS	33.8	--	23.1	--	1121.0
15	KNITTED PRODUCTS & CLOTHING	1.1	--	7.9	--	101.1
16	LUMBER, SAWMILL, OTHER WOOD PROD.	13.3	--	1.8	--	796.5
17	FURNITURE & FIXTURES	0.6	--	--	--	34.8
18	PAPER & PAPER PRODUCTS	32.5	--	138.2	--	1292.7
19	PRINTING & PUBLISHING	4.3	--	230.7	432.6	788.8
20	PRIMARY METAL PRODUCTS	2.1	--	12.4	--	1920.8
21	METAL FABRICATED PRODUCTS	3.2	--	204.8	--	1880.8
22	MACHINERY & EQUIPMENT	0.1	--	387.8	--	766.9
23	AUTOS, TRUCKS, OTHER TRANSP. EQP.	--	--	136.8	13.7	1276.0
24	ELEC. & COMMUNICATIONS PROD.	0.4	--	130.4	2.1	945.1
25	NON-METALLIC MINERAL PRODUCTS	4.0	--	14.8	--	858.3
26	PETROLEUM & COAL PRODUCTS	27.0	--	3.2	36.5	862.7
27	CHEMICALS, CHEMICAL PROD.	58.3	--	180.5	1.1	1423.3
28	MISC. MANUFACTURED PRODUCTS	39.3	--	96.6	28.8	381.1
29	RESIDENTIAL CONSTRUCTION	--	--	--	--	--
30	NON-RESIDENTIAL CONSTRUCTION	--	--	--	--	--
31	REPAIR CONSTRUCTION	13.4	--	--	--	1185.5
32	TRANSPORTATION & STORAGE	12.5	1747.9	--	221.1	2859.9
33	COMMUNICATION SERVICES	75.0	--	--	124.6	712.9
34	OTHER UTILITIES	26.1	--	--	--	580.7
35	WHOLESALE MARGINS	50.1	--	311.9	25.6	1717.9
36	RETAIL MARGINS	22.8	--	123.7	28.4	337.1
37	IMPUTED RENT OWNER OCPD. DWEL.	--	--	--	--	--
38	OTHER FINANCE, INS. REAL ESTATE	221.9	--	--	--	2236.9
39	BUSINESS SERVICES	67.8	--	--	153.3	867.8
40	PERSONAL & OTHER MISC. SERVICE	112.0	--	447.3	381.1	1376.4
41	TRANSPORTATION MARGINS	18.5	--	75.5	9.0	961.0
42	OPERATING OFFICE LAB. & FOOD	278.5	--	--	--	2509.2
43	TRAVEL, ADVERTISING, PROMOTION	110.7	--	--	--	1496.2
44	NON-COMPETING IMPORTS	3.9	--	--	--	309.5
45	UNALLOCATED IMPORTS & EXPORTS	--	--	77.1	58.5	135.6
46	NET INDIRECT TAXES	116.0	--	198.1	108.2	2632.0
47	LABOUR INCOME	1471.2	--	--	--	18750.8
48	NET INCOME UNINC. BUSINESS	1099.0	--	--	--	5159.6
49	OTHER OPERATING SURPLUS	465.2	--	--	--	11494.1
	TOTAL	4832.2	1747.9	3098.6	1651.3	77714.8

NOTE: DETAIL MAY NOT ADD DUE TO ROUNDING.

TABLE 21. FINAL DEMAND MATRIX (AGGREGATION - S), 1963 (MILLIONS OF DOLLARS)

NO.	COMMODITY AGGREGATION - S	CONS. EXP. DURABLE	CONS. EXP. SEMI-DURABLE	CONS. EXP. NON-DURABLE	CONS. EXP. SERVICES	CONS. TRUCTION BUSINESS	CONS. TRUCTION GOVERNMENT	MACHINERY-EQUIPMENT BUSINESS	MACHINERY-EQUIPMENT GOVERNMENT
1	GRAINS	--	--	--	--	--	--	--	--
2	OTHER AGRICULTURAL PRODUCTS	--	6.7	547.7	7.1	--	--	--	--
3	FORESTRY PRODUCTS	--	--	28.7	--	--	--	--	--
4	FISHING & TRAPPING PRODUCTS	--	--	8.2	--	--	--	--	--
5	METALLIC ORES & CONCENTRATES	--	--	--	--	--	--	--	--
6	MINERAL FUELS	--	--	60.1	5.0	--	--	--	--
7	NON-METALLIC MINERALS	--	1.9	3.8	--	--	--	--	--
8	SERVICES INCIDENTAL TO MINING	--	--	--	--	85.2	--	--	--
9	MEAT/FISH & DAIRY PRODUCTS	--	--	1906.2	--	--	--	--	--
10	FRUIT/VEG./FEED/MISC. FOOD PROD.	--	--	1554.2	--	--	--	--	--
11	BEVERAGES	--	--	572.6	--	--	--	--	--
12	TOBACCO & TOBACCO PRODUCTS	--	--	245.0	--	--	--	--	--
13	RUBBER, LEATHER, PLASTIC FAB. PRO.	66.0	334.4	5.8	--	--	--	4.4	1.1
14	TEXTILE PRODUCTS	64.1	194.1	20.4	--	--	--	3.6	0.4
15	KNITTED PRODUCTS & CLOTHING	--	1118.8	--	--	--	--	--	--
16	LUMBER, SAWMILL, OTHER WOOD PROD.	11.1	14.9	0.4	--	--	--	4.8	0.1
17	FURNITURE & FIXTURES	282.6	13.0	--	--	--	--	68.7	20.0
18	PAPER & PAPER PRODUCTS	--	13.9	86.9	--	--	--	--	--
19	PRINTING & PUBLISHING	--	237.6	--	10.1	--	--	0.5	--
20	PRIMARY METAL PRODUCTS	--	3.0	--	--	--	--	36.0	--
21	METAL FABRICATED PRODUCTS	14.6	65.2	8.3	--	--	--	74.0	7.9
22	MACHINERY & EQUIPMENT	19.4	12.8	--	--	--	--	1023.6	28.6
23	AUTOS, TRUCKS, OTHER TRANSP. EQP.	1232.9	--	--	--	4.4	--	539.1	72.6
24	ELEC. & COMMUNICATIONS PROD.	429.6	34.0	--	--	--	--	461.5	14.1
25	NON-METALLIC MINERAL PRODUCTS	--	52.2	--	--	--	--	10.2	0.1
26	PETROLEUM & COAL PRODUCTS	--	0.6	612.9	8.7	--	--	--	--
27	CHEMICALS, CHEMICAL PROD.	6.2	55.2	344.1	--	--	--	--	--
28	MISC. MANUFACTURED PRODUCTS	204.9	132.5	36.8	5.3	--	--	67.4	38.5
29	RESIDENTIAL CONSTRUCTION	--	--	--	--	1644.4	7.0	--	--
30	NON-RESIDENTIAL CONSTRUCTION	--	--	--	--	2636.6	1757.4	--	--
31	REPAIR CONSTRUCTION	--	--	--	15.0	--	--	--	--
32	TRANSPORTATION & STORAGE	--	--	31.7	515.5	--	--	--	--
33	COMMUNICATION SERVICES	--	--	--	407.5	--	--	--	--
34	OTHER UTILITIES	--	--	482.0	134.7	--	--	--	--
35	WHOLESALE MARGINS	223.4	190.3	534.1	2.9	0.6	--	308.0	12.8
36	RETAIL MARGINS	767.6	1104.2	1582.6	4.7	0.4	--	66.9	4.5
37	IMPLIED RENT OWNER OCUP. DWEL.	--	--	--	2810.7	--	--	--	--
38	OTHER FINANCIALS, REAL ESTATE	--	--	--	2496.7	352.0	--	--	--
39	BUSINESS SERVICES	--	--	--	122.5	--	--	--	--
40	PERSONAL & OTHER MISC. SERVICE	332.9	54.7	--	3412.6	--	--	--	--
41	TRANSPORTATION MARGINS	45.0	77.2	163.4	0.9	0.1	--	59.6	3.8
42	OPERATING OFFICE LAB. & FOOD	--	--	--	64.2	--	--	--	--
43	TRAVEL, ADVERTISING, PROMOTION	--	--	--	26.2	--	--	--	--
44	NON-COMPETING IMPORTS	--	--	93.6	--	--	--	--	--
45	UNALLOCATED IMPORTS & EXPORTS	--	--	--	39.0	--	--	--	--
46	NET INDIRECT TAXES	393.7	314.3	1468.5	67.7	0.5	--	195.1	15.5
47	LABOUR INCOME	--	--	--	685.1	--	--	--	--
48	NET INCOME UNINC. BUSINESS	--	--	--	--	--	--	--	--
49	OTHER OPERATING SURPLUS	--	--	--	48.8	--	--	--	--
	TOTAL	4094.1	4031.6	10396.1	10809.8	4724.2	1764.4	2851.3	220.0

NOTE: DETAIL MAY NOT ADD DUE TO ROUNDING.

TABLE 21. FINAL DEMAND MATRIX (AGGREGATION - S), 1963 (MILLIONS OF DOLLARS) - CONCLUDED

NO.	COMMODITY AGGREGATION - S	INVENTORIES	DOMESTIC EXPORTS	RE-EXPORTS	IMPORTS	GOVT. GROSS CURRENT EXPEND	GOVT. SALE OF GOOD & SERVICES	FINAL EXPEND ON GDP
1	GRAINS	229.8	748.6	0.2	-30.4	--	-0.4	947.8
2	OTHER AGRICULTURAL PRODUCTS	62.2	167.4	1.5	-232.6	4.9	-3.9	561.0
3	FORESTRY PRODUCTS	0.8	41.7	1.8	-20.4	--	--	52.5
4	FISHING & TRAPPING PRODUCTS	2.8	47.4	1.4	-28.7	--	-0.1	30.9
5	METALLIC ORES & CONCENTRATES	0.6	586.0	0.4	-170.1	--	--	422.8
6	MINERAL FUELS	2.4	286.0	--	-572.7	13.7	--	207.5
7	NON-METALLIC MINERALS	16.3	167.9	2.9	-62.4	12.9	--	143.2
8	SERVICES INCIDENTAL TO MINING	--	--	--	--	--	--	85.2
9	MEAT/FISH & DAIRY PRODUCTS	8.9	223.0	3.0	-127.4	--	--	203.7
10	FRUIT/VEG./FEED/MISC. FOOD PROD.	19.1	167.7	4.0	-309.2	--	--	1435.8
11	BEVERAGES	1.5	92.5	0.1	-52.6	--	--	614.1
12	TOBACCO & TOBACCO PRODUCTS	7.4	28.8	0.3	-12.3	--	--	269.2
13	RUBBER, LEATHER, PLASTIC FAB. PRO.	0.5	36.4	1.0	-162.1	--	--	288.2
14	TEXTILE PRODUCTS	59.6	53.9	3.8	-496.6	12.4	-0.1	38.4
15	KNITTED PRODUCTS & CLOTHING	33.6	18.6	1.0	-102.8	5.1	-0.2	1074.1
16	LUMBER, SAWMILL, OTHER WOOD PROD.	-1.8	528.5	1.2	-69.1	--	-0.1	489.4
17	FURNITURE & FIXTURES	3.6	4.2	0.3	-28.8	2.5	--	366.1
18	PAPER & PAPER PRODUCTS	27.1	1191.3	1.3	-97.3	--	--	1223.2
19	PRINTING & PUBLISHING	-5.5	8.0	2.3	-139.3	20.9	-2.9	131.6
20	PRIMARY METAL PRODUCTS	-2.2	1087.8	28.5	-324.6	17.2	--	773.7
21	METAL FABRICATED PRODUCTS	-5.3	62.1	8.0	-339.6	15.7	-0.8	390.0
22	MACHINERY & EQUIPMENT	86.3	196.0	28.2	-1191.0	7.7	-0.1	211.5
23	AUTOS, TRUCKS, OTHER TRANSP. EQP.	100.8	274.2	42.9	-974.3	246.8	--	1539.4
24	ELEC. & COMMUNICATIONS PROD.	26.8	115.4	14.0	-502.0	42.3	--	635.8
25	NON-METALLIC MINERAL PRODUCTS	10.1	39.5	0.7	-167.7	--	--	54.9
26	PETROLEUM & COAL PRODUCTS	22.8	20.0	0.2	-161.9	63.9	-0.4	563.9
27	CHEMICALS, CHEMICAL PROD.	30.1	222.6	6.8	-451.9	69.1	-0.1	271.8
28	MISC. MANUFACTURED PRODUCTS	12.1	90.2	14.2	-359.1	42.8	-0.1	285.5
29	RESIDENTIAL CONSTRUCTION	--	--	--	--	1.0	--	1652.4
30	NON-RESIDENTIAL CONSTRUCTION	--	--	--	--	24.1	--	4418.1
31	REPAIR CONSTRUCTION	--	--	--	--	398.0	--	413.0
32	TRANSPORTATION & STORAGE	--	421.9	--	-95.0	80.6	-16.1	946.6
33	COMMUNICATION SERVICES	--	12.4	--	-8.1	70.8	--	482.5
34	OTHER UTILITIES	--	16.0	--	-11.5	105.6	-144.5	582.2
35	WHOLESALE MARGINS	--	164.0	8.1	-7.4	40.6	--	1477.5
36	RETAIL MARGINS	--	--	--	--	13.0	-0.1	3543.8
37	IMPLIED RENT OWNER OCUP. DWEL.	--	--	--	--	--	--	2810.7
38	OTHER FINANCIALS, REAL ESTATE	--	34.5	--	-115.2	87.2	-56.9	2798.3
39	BUSINESS SERVICES	--	53.5	--	-139.2	117.4	-7.8	146.4
40	PERSONAL & OTHER MISC. SERVICE	--	1.5	--	-9.2	175.3	-329.3	3638.4
41	TRANSPORTATION MARGINS	--	414.7	5.0	--	17.2	--	786.9
42	OPERATING OFFICE LAB. & FOOD	--	--	--	--	525.2	--	589.4
43	TRAVEL, ADVERTISING, PROMOTION	--	--	--	--	128.9	--	155.1
44	NON-COMPETING IMPORTS	1.0	--	1.2	-405.2	--	--	-309.5
45	UNALLOCATED IMPORTS & EXPORTS	--	917.2	--	-1013.8	--	--	-135.6
46	NET INDIRECT TAXES	--	--	--	677.0	49.8	--	3082.2
47	LABOUR INCOME	--	--	--	--	4496.5	--	5181.7
48	NET INCOME UNINC. BUSINESS	--	--	--	--	--	--	--
49	OTHER OPERATING SURPLUS	--	--	--	--	629.2	--	678.0
	TOTAL	747.5	8541.8	184.4	-8368.4	7544.4	-564.8	46978.3

NOTE: DETAIL MAY NOT ADD DUE TO ROUNDING.

TABLE 22. IMPACT (INVERSE) MATRIX (AGGREGATION - S), 1963

NO.	COMMODITY AGGREGATION - S	AGRICUL- TURE	FOREST- RY	FISHING, HUNTING & TRAPPING	MINES, QUARRIES & OIL WELLS	MANUFACTURING	CONSTRUCTION	TRANS- & STORAGE	COMMUNICATION
1	GRAINS	0.0542	0.0071	0.0008	0.0139	0.2673	0.0284	0.0336	0.0079
2	OTHER AGRICULTURAL PRODUCTS	0.0523	0.0081	0.0008	0.0139	0.2672	0.0284	0.0336	0.0079
3	FORESTRY PRODUCTS	0.0589	0.0348	0.0007	0.0107	0.2071	0.0343	0.0123	0.0111
4	FISHING & TRAPPING PRODUCTS	0.0153	0.0063	1.0145	0.0147	0.2400	0.0090	0.0341	0.0068
5	METALLIC ORES & CONCENTRATES	0.0174	0.0070	0.0008	0.2651	0.9486	0.0251	0.0302	0.0092
6	MINERALS FUELS	0.0098	0.0038	0.0004	0.0439	0.1381	0.0260	0.0272	0.0086
7	NON-METALLIC MINERALS	0.0126	0.0049	0.0006	0.0980	0.1946	0.0257	0.0283	0.0088
8	SERVICES INCIDENTAL TO MINING	0.0098	0.0038	0.0004	0.0439	0.1381	0.0260	0.0272	0.0086
9	MEAT/FISH & DAIRY PRODUCTS	0.0993	0.0340	0.0037	0.0566	1.3286	0.0176	0.0560	0.0163
10	FRUIT/VEG./FED.MISC FOOD PROD	0.0922	0.0367	0.0040	0.0610	1.4356	0.0174	0.0584	0.0152
11	BEVERAGES	0.0080	0.0370	0.0041	0.0615	1.4480	0.0173	0.0585	0.0152
12	TOBACCO & TOBACCO PRODUCTS	0.0080	0.0370	0.0041	0.0615	1.4480	0.0173	0.0585	0.0152
13	RUBBER/LEATHER/PLASTIC FAB.PRO.	0.0078	0.0369	0.0041	0.0613	1.4474	0.0173	0.0586	0.0152
14	TEXTILE PRODUCTS	0.0077	0.0369	0.0041	0.0612	1.4415	0.0173	0.0585	0.0153
15	KNITTED PRODUCTS & CLOTHING	0.0080	0.0370	0.0041	0.0615	1.4470	0.0173	0.0585	0.0152
16	LUMBER SAWMILL/OTHER WOOD PROD	0.0079	0.0381	0.0041	0.0614	1.4447	0.0174	0.0586	0.0152
17	FURNITURE & FIXTURES	0.0076	0.0369	0.0041	0.0612	1.4412	0.0173	0.0586	0.0153
18	PAPER & PAPER PRODUCTS	0.0079	0.0370	0.0041	0.0614	1.4454	0.0173	0.0585	0.0152
19	PRINTING & PUBLISHING	0.0080	0.0370	0.0041	0.0615	1.4469	0.0173	0.0585	0.0152
20	PRIMARY METAL PRODUCTS	0.0080	0.0370	0.0041	0.0617	1.4477	0.0173	0.0585	0.0152
21	METAL FABRICATED PRODUCTS	0.0078	0.0369	0.0041	0.0614	1.4445	0.0173	0.0585	0.0152
22	MACHINERY & EQUIPMENT	0.0075	0.0371	0.0040	0.0683	1.4385	0.0174	0.0583	0.0151
23	AUTOS/TRUCKS/OTHER TRANSP. EOP	0.0077	0.0369	0.0041	0.0613	1.4428	0.0175	0.0627	0.0152
24	ELEC. & COMMUNICATIONS PROD.	0.0052	0.0358	0.0029	0.0595	1.4005	0.0182	0.0588	0.0508
25	NON-METALLIC MINERAL PRODUCTS	0.0076	0.0369	0.0041	0.0648	1.4408	0.0174	0.0584	0.0152
26	PETROLEUM & COAL PRODUCTS	0.0070	0.0366	0.0040	0.0697	1.4304	0.0176	0.0581	0.0151
27	CHEMICALS/CHEMICAL PROD	0.0070	0.0366	0.0040	0.0750	1.4298	0.0175	0.0581	0.0151
28	MISC. MANUFACTURED PRODUCTS	0.0066	0.0364	0.0040	0.0805	1.4235	0.0173	0.0586	0.0155
29	RESIDENTIAL CONSTRUCTION	0.0332	0.0142	0.0015	0.0338	0.5177	1.0106	0.0555	0.0117
30	NON-RESIDENTIAL CONSTRUCTION	0.0332	0.0142	0.0015	0.0338	0.5177	1.0106	0.0555	0.0117
31	REPAIR CONSTRUCTION	0.0332	0.0142	0.0015	0.0338	0.5177	1.0106	0.0555	0.0117
32	TRANSPORTATION & STORAGE	0.0129	0.0083	0.0006	0.0102	0.1834	0.0505	1.0855	0.0184
33	COMMUNICATION SERVICES	0.0076	0.0031	0.0003	0.0054	0.1058	0.0411	0.0656	1.0295
34	OTHER UTILITIES	0.0051	0.0021	0.0002	0.0185	0.0760	0.0557	0.0213	0.0066
35	WHOLESALE MARGINS	0.0234	0.0096	0.0010	0.0160	0.3479	0.0135	0.0647	0.0284
36	RETAIL MARGINS	0.0468	0.0036	0.0004	0.0077	0.3309	0.0185	0.0310	0.0310
37	IMPLIED RENT OWNER OCPI DWEL	0.0063	0.0025	0.0003	0.0056	0.0894	0.0085	0.0131	0.0170
38	OTHER FINANCE INS. REAL ESTATE	0.0083	0.0032	0.0004	0.0132	0.1145	0.0927	0.0172	0.0172
39	BUSINESS SERVICES	0.0296	0.0088	0.0019	0.0153	0.3334	0.0140	0.0325	0.0546
40	PERSONAL & OTHER MISC. SERVICE	0.0290	0.0114	0.0017	0.0146	0.2553	0.0240	0.0369	0.0248
41	TRANSPORTATION MARGINS	0.0125	0.0080	0.0005	0.0098	0.1777	0.0489	1.0515	0.0178
42	OPERATING OFFICE LAB & FOOD	0.0546	0.0186	0.0023	0.0313	0.6924	0.0142	0.0637	0.0156
43	TRAVEL ADVERTISING PROMOTION	0.0366	0.0150	0.0018	0.0238	0.5237	0.0216	0.1799	0.0946

TABLE 22. IMPACT (INVERSE) MATRIX (AGGREGATION - S), 1963 - CONCLUDED

NO.	COMMODITY AGGREGATION - S	ELEC POWER GAS/OTHER UTILITIES	WHOLESALE TRADE	RETAIL TRADE	FINANCE INS. & REAL ESTATE	BUSINESS & PERSONAL SERVICES	TRANS MARGINS	OPERATING OFFICE SUPPLIES	TRAVEL PROMOTION ADVTC.
1	GRAINS	0.0109	0.0337	0.0117	0.0499	0.0168	0.0223	0.0538	0.0117
2	OTHER AGRICULTURAL PRODUCTS	0.0109	0.0337	0.0126	0.0500	0.0168	0.0222	0.0539	0.0117
3	FORESTRY PRODUCTS	0.0069	0.0316	0.0171	0.0101	0.0408	0.0124	0.1381	0.0196
4	FISHING & TRAPPING PRODUCTS	0.0043	0.0281	0.0109	0.0184	0.0182	0.0155	0.0293	0.0098
5	METALLIC ORES & CONCENTRATES	0.0212	0.0241	0.0097	0.0868	0.0396	0.0126	0.0825	0.0178
6	MINERALS FUELS	0.0218	0.0223	0.0095	0.0923	0.0400	0.0103	0.0847	0.0150
7	NON-METALLIC MINERALS	0.0215	0.0230	0.0096	0.0903	0.0399	0.0112	0.0839	0.0180
8	SERVICES INCIDENTAL TO MINING	0.0218	0.0223	0.0095	0.0923	0.0400	0.0103	0.0847	0.0150
9	MEAT/FISH & DAIRY PRODUCTS	0.0155	0.0421	0.0855	0.0308	0.0146	0.0110	0.0616	0.0437
10	FRUIT/VEG./FED.MISC FOOD PROD	0.0154	0.0444	0.0131	0.0364	0.0350	0.0329	0.0615	0.0441
11	BEVERAGES	0.0154	0.0407	0.0116	0.0362	0.0350	0.0331	0.0615	0.0441
12	TOBACCO & TOBACCO PRODUCTS	0.0154	0.0407	0.0116	0.0362	0.0350	0.0331	0.0615	0.0441
13	RUBBER/LEATHER/PLASTIC FAB.PRO.	0.0154	0.0441	0.0117	0.0363	0.0351	0.0330	0.0615	0.0444
14	TEXTILE PRODUCTS	0.0154	0.0441	0.0131	0.0363	0.0351	0.0330	0.0615	0.0444
15	KNITTED PRODUCTS & CLOTHING	0.0154	0.0412	0.0119	0.0362	0.0350	0.0331	0.0615	0.0443
16	LUMBER SAWMILL/OTHER WOOD PROD	0.0154	0.0421	0.0117	0.0363	0.0351	0.0330	0.0616	0.0443
17	FURNITURE & FIXTURES	0.0154	0.0458	0.0117	0.0363	0.0351	0.0329	0.0615	0.0445
18	PAPER & PAPER PRODUCTS	0.0154	0.0426	0.0117	0.0362	0.0351	0.0330	0.0615	0.0444
19	PRINTING & PUBLISHING	0.0154	0.0415	0.0116	0.0362	0.0350	0.0331	0.0615	0.0444
20	PRIMARY METAL PRODUCTS	0.0154	0.0407	0.0116	0.0362	0.0350	0.0331	0.0615	0.0441
21	METAL FABRICATED PRODUCTS	0.0154	0.0433	0.0117	0.0362	0.0351	0.0330	0.0615	0.0444
22	MACHINERY & EQUIPMENT	0.0155	0.0405	0.0116	0.0366	0.0351	0.0329	0.0617	0.0441
23	AUTOS/TRUCKS/OTHER TRANSP. EOP	0.0154	0.0407	0.0117	0.0362	0.0350	0.0330	0.0615	0.0442
24	ELEC. & COMMUNICATIONS PROD.	0.0150	0.0400	0.0117	0.0359	0.0351	0.0321	0.0608	0.0433
25	NON-METALLIC MINERAL PRODUCTS	0.0154	0.0426	0.0116	0.0364	0.0351	0.0329	0.0616	0.0441
26	PETROLEUM & COAL PRODUCTS	0.0202	0.0404	0.0116	0.0366	0.0350	0.0328	0.0615	0.0419
27	CHEMICALS/CHEMICAL PROD	0.0155	0.0405	0.0116	0.0370	0.0351	0.0328	0.0618	0.0430
28	MISC. MANUFACTURED PRODUCTS	0.0153	0.0592	0.0117	0.0366	0.0353	0.0326	0.0615	0.0448
29	RESIDENTIAL CONSTRUCTION	0.0072	0.0633	0.0161	0.0312	0.0465	0.0345	0.0497	0.0250
30	NON-RESIDENTIAL CONSTRUCTION	0.0072	0.0633	0.0161	0.0312	0.0465	0.0345	0.0497	0.0250
31	REPAIR CONSTRUCTION	0.0072	0.0633	0.0161	0.0312	0.0465	0.0345	0.0497	0.0250
32	TRANSPORTATION & STORAGE	0.0076	0.0307	0.0196	0.0332	0.0440	0.0112	0.0681	0.0206
33	COMMUNICATION SERVICES	0.0041	0.0131	0.0121	0.0272	0.0777	0.0054	0.0424	0.0159
34	OTHER UTILITIES	0.0091	0.0101	0.0045	0.0307	0.0178	0.0085	0.0217	0.0097
35	WHOLESALE MARGINS	0.0097	0.0691	0.0130	0.0559	0.0478	0.0118	0.0589	0.0668
36	RETAIL MARGINS	0.0201	0.0176	0.0091	0.0086	0.0079	0.0649	0.0649	0.0646
37	IMPLIED RENT OWNER OCPI DWEL	0.0050	0.0118	0.0063	0.0653	0.0296	0.0053	0.0409	0.0261
38	OTHER FINANCE INS. REAL ESTATE	0.0055	0.0170	0.0118	0.0150	0.0396	0.0060	0.0421	0.0266
39	BUSINESS SERVICES	0.0089	0.0262	0.0191	0.0537	0.0276	0.0133	0.0732	0.0345
40	PERSONAL & OTHER MISC. SERVICE	0.0128	0.0704	0.0426	0.0627	0.0147	0.0118	0.0726	0.0366
41	TRANSPORTATION MARGINS	0.0074	0.0298	0.0190	0.0321	1.0109	0.0660	0.0199	0.0199
42	OPERATING OFFICE LAB & FOOD	0.0104	0.1167	0.0681	0.0341	0.1326	0.0419	1.0467	0.0328
43	TRAVEL ADVERTISING PROMOTION	0.0097	0.0479	0.0565	0.0367	0.2695	0.0205	0.0531	1.0287

TABLE 23. MAKE (OUTPUT) MATRIX (AGGREGATION - M), 1963 (MILLIONS OF DOLLARS)

NO.	COMMODITY AGGREGATION - M	AGRICUL- TURE	FOREST- RY	FISHING HUNTING & TRAPPING	METAL MINES	MINERAL FUELS	NON-METAL MINES & QUARRIES	SERVICES INCIDENTAL TO MINING	FOOD & BEVERAGE INDUSTRIES
1	GRAINS.....	1257.5	0.6
2	LIVE ANIMALS.....	1193.7
3	OTHER AGRICULTURAL PRODUCTS.....	1320.8	2.3	1.5
4	FORESTRY PRODUCTS.....	33.3	830.2
5	FISH LANDINGS.....	133.2
6	HUNTING & TRAPPING PRODUCTS.....	12.2
7	IRON ORES & CONCENTRATES.....	278.4
8	OTHER METAL ORES & CONCENTRATES.....	880.8
9	COAL.....	51.4
10	CRUDE MINERAL OILS.....	677.0
11	NATURAL GAS.....	116.7
12	NON-METALLIC MINERALS.....	15.0	291.3	..	0.8
13	SERVICES INCIDENTAL TO MINING.....	18.3	..	0.8	195.8	..
14	MEAT PRODUCTS.....	42.5	1411.8
15	DAIRY PRODUCTS.....	0.1	954.3
16	FISH PRODUCTS.....	212.3
17	FRUITS & VEGETABLES PREPARATIONS.....	384.4
18	FEEDS.....	429.9
19	FLOUR, WHEAT, MEAL & OTHER CEREALS.....	197.5
20	BREAKFAST CEREAL & BAKERY PROD.....	540.3
21	SUGAR.....	214.7
22	MISC. FOOD PRODUCTS.....	11.4	642.2
23	SOFT DRINKS.....	207.2
24	ALCOHOLIC BEVERAGES.....	477.9
25	TOBACCO PROCESSED UNMANUFACTURED.....
26	CIGARETTES & TOBACCO MFG.....
27	TIRES & TUBES.....
28	OTHER RUBBER PRODUCTS.....
29	PLASTIC FABRICATED PRODUCTS.....
30	LEATHER & LEATHER PRODUCTS.....
31	YARNS & MAN MADE FIBRES.....
32	FABRICS.....
33	OTHER TEXTILE PRODUCTS.....
34	HOSIERY & KNITTED WEAR.....
35	CLOTHING & ACCESSORIES.....
36	LUMBER & TIMBER.....	..	1.4
37	VENEER & PLYWOOD.....
38	OTHER WOOD FABRICATED MATERIALS.....
39	FURNITURE & FIXTURES.....
40	PULP.....
41	NEWSPRINT & OTHER PAPER STOCK.....
42	PAPER PRODUCTS.....	2.0
43	PRINTING & PUBLISHING.....
44	ADVERTISING, PRINT MEDIA.....
45	IRON & STEEL PRODUCTS.....
46	ALUMINUM PRODUCTS.....
47	COPPER & COPPER ALLOY PRODUCTS.....
48	NICKEL PRODUCTS.....
49	OTHER NON FERROUS METAL PRODUCTS.....	0.7
50	BOILERS, TANKS & PLATES.....
51	FABRICATED STRUCTURAL METAL PROD.....
52	OTHER METAL FABRICATED PRODUCTS.....
53	AGRICULTURAL MACHINERY.....
54	OTHER INDUSTRIAL MACHINERY.....	..	0.3	..	2.6	2.9	0.3	1.0	0.8
55	MOTOR VEHICLES.....
56	MOTOR VEHICLE PARTS.....
57	OTHER TRANSPORT EQUIPMENT.....
58	APPLIANCES & RECEIVERS, HOUSEHOLD.....
59	OTHER ELECTRICAL PRODUCTS.....
60	CEMENT & CONCRETE PRODUCTS.....	1.2
61	OTHER NON-METALLIC MINERAL PROD.....	1.5
62	GASOLINE & FUEL OIL.....
63	OTHER PETROLEUM & COAL PROD.....	12.1
64	INDUSTRIAL CHEMICALS.....	0.1	..	5.6
65	FERTILIZERS.....	23.3
66	PHARMACEUTICALS.....	5.4
67	OTHER CHEMICAL PRODUCTS.....	28.1
68	SCIENTIFIC EQUIPMENT.....
69	OTHER MANUFACTURED PRODUCTS.....	0.5
70	RESIDENTIAL CONSTRUCTION.....
71	NON-RESIDENTIAL CONSTRUCTION.....
72	REPAIR CONSTRUCTION.....
73	PIPELINE TRANSPORTATION.....
74	TRANSPORTATION & STORAGE.....	..	11.1	0.7
75	RADIO & TELEVISION BROADCASTING.....
76	TELEPHONE & TELEGRAPH.....
77	POSTAL SERVICES.....
78	ELECTRIC POWER.....	..	0.1	..	0.8	0.2
79	OTHER UTILITIES.....
80	WHOLESALE MARGINS.....	..	1.0	0.1	0.3	..	96.8
81	RETAIL MARGINS.....
82	IMPLIED RENT OWNER OCCUP. DWEL.....
83	OTHER FINANCE, INS., REAL ESTATE.....	0.8	0.4	..	0.2	23.3	1.7	0.3	9.6
84	BUSINESS SERVICES.....
85	EDUCATION SERVICES.....
86	HEALTH SERVICES.....
87	AMUSEMENT & RECREATION SERVICES.....
88	ACCOMMODATION & FOOD SERVICES.....	..	21.3	..	6.0	..	0.3	..	3.3
89	OTHER PERSONAL & MISC. SERVICES.....	0.4	1.7	0.2	1.8	0.8	2.4
90	TRANSPORTATION MARGINS.....
91	OPERATING, OFFICE, LAB. & FOOD.....
92	TRAVEL, ADVERTISING & PROMOTION.....
TOTAL.....		3868.2	868.2	145.9	1195.6	898.8	322.6	197.9	5835.4

NOTE: DETAIL MAY NOT ADD DUE TO ROUNDING AND SUPPRESSION OF CONFIDENTIAL COMMODITIES.

TABLE 23. MAKE (OUTPUT) MATRIX (AGGREGATION - ME, 1963 (MILLIONS OF DOLLARS) - CONTINUED

NO.	COMMODITY AGGREGATION - M	TOBACCO PRODUCTS INDUSTRIES	RUBBER & PLASTIC PROD. IND.	LEATHER INDUSTRIES	TEXTILE INDUSTRIES	KNITTING MILLS	CLOTHING INDUSTRIES	WOOD	FURNITURE, FIXTURE INDUSTRIES
1	GRAINS.....
2	LIVE ANIMALS.....
3	OTHER AGRICULTURAL PRODUCTS.....
4	FORESTRY PRODUCTS.....	9.0	..
5	FISH LANDINGS.....
6	HUNTING & TRAPPING PRODUCTS.....
7	IRON ORES & CONCENTRATES.....
8	OTHER METAL ORES & CONCENTRATES.....
9	COAL.....
10	CRUDE MINERAL OILS.....
11	NATURAL GAS.....
12	NON-METALLIC MINERALS.....
13	SERVICES INCIDENTAL TO MINING.....
14	MEAT PRODUCTS.....	3.2
15	DAIRY PRODUCTS.....
16	FISH PRODUCTS.....
17	FRUITS & VEGETABLES PREPARATIONS.....
18	FEEDS.....
19	FLOUR, WHEAT, MEAL & OTHER CEREALS.....
20	BREAKFAST CEREAL & BAKERY PROD.....
21	SUGAR.....
22	MISC. FOOD PRODUCTS.....
23	SOFT DRINKS.....
24	ALCOHOLIC BEVERAGES.....
25	TOBACCO PROCESSED UNMANUFACTURED.....	106.9
26	CIGARETTES & TOBACCO MFG.....	246.2
27	TIRES & TUBES.....	..	189.8
28	OTHER RUBBER PRODUCTS.....	..	129.2	1.6	2.0
29	PLASTIC FABRICATED PRODUCTS.....	..	118.1	0.6	1.6
30	LEATHER & LEATHER PRODUCTS.....	302.5	0.7
31	YARNS & MAN MADE FIBRES.....	263.1
32	FABRICS.....	..	0.7	..	421.9	41.8	0.1
33	OTHER TEXTILE PRODUCTS.....	..	3.8	0.7	315.0	6.3	3.9	..	3.9
34	HOSIERY & KNITTED WEAR.....	188.8	22.2
35	CLOTHING & ACCESSORIES.....	..	10.2	4.6	29.4	16.5	900.3	..	0.1
36	LUMBER & TIMBER.....	689.2	..
37	VENIER & PLYWOOD.....	189.6	..
38	OTHER WOOD FABRICATED MATERIALS.....	367.7	18.8
39	FURNITURE & FIXTURES.....	..	1.2	1.0	1.5	6.8	363.0
40	PULP.....
41	NEWSPRINT & OTHER PAPER STOCK.....
42	PAPER PRODUCTS.....	..	25.9	0.6	5.2	1.7	..
43	PRINTING & PUBLISHING.....
44	ADVERTISING PRINT MEDIA.....
45	IRON & STEEL PRODUCTS.....
46	ALUMINUM PRODUCTS.....	..	0.1
47	COPPER & COPPER ALLOY PRODUCTS.....
48	NICKEL PRODUCTS.....
49	OTHER NON-FERROUS METAL PRODUCTS.....	0.1
50	BOILERS, TANKS & PLATES.....	..	0.2
51	FABRICATED STRUCTURAL METAL PROD.....	1.7
52	OTHER METAL FABRICATED PRODUCTS.....	..	3.0	..	1.4	2.0	1.9
53	AGRICULTURAL MACHINERY.....
54	OTHER INDUSTRIAL MACHINERY.....	..	1.9	..	1.8	0.9	..
55	MOTOR VEHICLES.....
56	MOTOR VEHICLE PARTS.....	..	3.2	..	0.5
57	OTHER TRANSPORT EQUIPMENT.....	..	3.6
58	APPLIANCES & RECEIVERS, HOUSEHOLD.....	..	1.1	0.4
59	OTHER ELECTRICAL PRODUCTS.....	..	0.5	16.0
60	CEMENT & CONCRETE PRODUCTS.....
61	OTHER NON-METALLIC MINERAL PROD.....	0.3
62	GASOLINE & FUEL OIL.....
63	OTHER PETROLEUM & COAL PROD.....
64	INDUSTRIAL CHEMICALS.....	..	4.9	..	2.6
65	FERTILIZERS.....
66	PHARMACEUTICALS.....
67	OTHER CHEMICAL PRODUCTS.....	..	5.1	0.3	2.1	..
68	SCIENTIFIC EQUIPMENT.....	..	2.1	..	0.6
69	OTHER MANUFACTURED PRODUCTS.....	..	24.2	1.5	7.7	2.2	3.8
70	RESIDENTIAL CONSTRUCTION.....
71	NON-RESIDENTIAL CONSTRUCTION.....
72	REPAIR CONSTRUCTION.....
73	PIPELINE, TRANSPORTATION.....
74	TRANSPORTATION & STORAGE.....	0.5	..
75	RADIO & TELEVISION BROADCASTING.....
76	TELEPHONE & TELEGRAPH.....
77	POSTAL SERVICES.....
78	ELECTRIC POWER.....	0.1	..
79	OTHER UTILITIES.....
80	WHOLESALE MARGINS.....	2.2	15.7	2.6	8.8	0.7	5.6	16.8	4.6
81	RETAIL MARGINS.....
82	IMPLIED RENT OWNER OCCUP. DWEL.....
83	OTHER FINANCE, INS., REAL ESTATE.....	..	0.3	0.5	0.9	0.7	1.5	1.4	3.0
84	BUSINESS SERVICES.....	0.2
85	EDUCATION SERVICES.....
86	HEALTH SERVICES.....
87	AMUSEMENT & RECREATION SERVICES.....
88	ACCOMMODATION & FOOD SERVICES.....	0.5	0.1	..	0.8	..	0.7	1.0	0.3
89	OTHER PERSONAL & MISC. SERVICES.....	..	0.5	0.9	11.7
90	TRANSPORTATION MARGINS.....
91	OPERATING, OFFICE, LAB & FOOD.....
92	TRAVEL, ADVERTISING & PROMOTION.....
TOTAL.....		359.0	553.3	316.7	1072.6	258.5	937.8	1290.1	432.9

NOTE: DETAIL MAY NOT ADD DUE TO ROUNDING AND SUPPRESSION OF CONFIDENTIAL COMMODITIES.

TABLE 23. MAKE (OUTPUT) MATRIX (AGGREGATION - M), 1963 (MILLIONS OF DOLLARS) - CONTINUED

NO.	COMMODITY AGGREGATION - M	PAPER & ALLIED INDUSTRIES	PRINTING & PUBLISHING	PRIMARY METAL INDUSTRIES	METAL FABRICATING INDUSTRIES	MACHINERY INDUSTRIES	TRANS. EQUIPMENT INDUSTRIES	ELECTRICAL PRODUCTS INDUSTRIES	NON-METAL. MINERAL PROD. IND.
1	GRAINS.....	--	--	--	--	--	--	--	--
2	LIVE ANIMALS.....	--	--	--	--	--	--	--	--
3	OTHER AGRICULTURAL PRODUCTS.....	--	--	--	--	--	--	--	--
4	FORESTRY PRODUCTS.....	--	--	--	--	--	--	--	--
5	FISH LANDINGS.....	--	--	--	--	--	--	--	--
6	HUNTING & TRAPPING PRODUCTS.....	--	--	--	--	--	--	--	--
7	IRON ORES & CONCENTRATES.....	--	--	7.0	--	--	--	--	--
8	OTHER METAL ORES & CONCENTRATES.....	--	--	113.1	--	--	--	--	--
9	COAL.....	--	--	--	--	--	--	--	--
10	CRUDE MINERAL OILS.....	--	--	--	--	--	--	--	--
11	NATURAL GAS.....	--	--	--	--	--	--	--	--
12	NON-METALLIC MINERALS.....	--	--	0.2	--	0.1	--	--	7.9
13	SERVICES INCIDENTAL TO MINING.....	--	--	--	--	--	--	--	--
14	MEAT PRODUCTS.....	--	--	--	--	--	--	--	--
15	DAIRY PRODUCTS.....	--	--	--	--	--	--	--	--
16	FISH PRODUCTS.....	--	--	--	--	--	--	--	--
17	FRUITS & VEGETABLES PREPARATIONS.....	--	--	--	--	--	--	--	--
18	FEEDS.....	--	--	--	--	--	--	--	--
19	FLOUR, WHEAT MEAL & OTHER CEREALS.....	--	--	--	--	--	--	--	--
20	BREAKFAST CEREAL & BAKERY PROD.....	--	--	--	--	--	--	--	--
21	SUGAR.....	--	--	--	--	--	--	--	--
22	MISC. FOOD PRODUCTS.....	--	--	--	--	--	--	--	--
23	SOFT DRINKS.....	--	--	--	--	--	--	--	--
24	ALCOHOLIC BEVERAGES.....	--	--	--	--	--	--	--	--
25	TOBACCO PROCESSED UNMANUFACTURED.....	--	--	--	--	--	--	--	--
26	CIGARETTES & TOBACCO MFG.....	--	--	--	--	--	--	--	--
27	TIRES & TUBES.....	--	--	--	--	--	--	--	--
28	OTHER RUBBER PRODUCTS.....	--	--	--	--	--	--	0.2	--
29	PLASTIC FABRICATED PRODUCTS.....	12.6	--	--	3.6	--	0.4	--	0.5
30	LEATHER & LEATHER PRODUCTS.....	--	--	--	--	--	--	--	--
31	YARNS & MAN MADE FIBRES.....	--	--	--	--	--	--	--	--
32	FABRICS.....	--	0.4	--	--	--	--	--	--
33	OTHER TEXTILE PRODUCTS.....	1.5	--	--	--	--	--	--	--
34	HOSIERY & KNITTED WEAR.....	--	--	--	--	--	--	--	--
35	CLOTHING & ACCESSORIES.....	--	--	--	--	--	--	--	--
36	LUMBER & TIMBER.....	--	--	--	--	--	--	--	--
37	VENEER & PLYWOOD.....	--	--	--	--	--	--	--	--
38	OTHER WOOD FABRICATED MATERIALS.....	9.4	--	--	1.1	--	--	0.2	0.6
39	FURNITURE & FIXTURES.....	--	--	--	13.4	2.4	0.8	5.6	--
40	PULP.....	477.0	--	--	--	--	--	--	--
41	NEWSPRINT & OTHER PAPER STOCK.....	1391.6	2.2	0.3	--	--	--	--	--
42	PAPER PRODUCTS.....	623.7	23.7	--	6.9	--	--	--	--
43	PRINTING & PUBLISHING.....	15.2	621.0	0.2	--	0.6	--	--	--
44	ADVERTISING PRINT MEDIA.....	--	279.7	--	--	--	--	--	--
45	IRON & STEEL PRODUCTS.....	--	--	1100.6	81.0	8.8	7.1	--	--
46	ALUMINUM PRODUCTS.....	--	--	443.0	5.5	--	--	--	--
47	COPPER & COPPER ALLOY PRODUCTS.....	--	--	406.8	4.1	--	--	--	--
48	NICKEL PRODUCTS.....	--	--	324.9	2.4	--	--	--	--
49	OTHER NON FERROUS METAL PRODUCTS.....	--	--	259.0	15.5	3.3	2.8	6.5	--
50	BOILERS, TANKS & PLATES.....	--	--	--	133.1	7.2	--	--	--
51	FABRICATED STRUCTURAL METAL PROD.....	--	--	67.3	363.5	7.1	4.6	1.8	0.9
52	OTHER METAL FABRICATED PRODUCTS.....	--	--	28.0	1038.3	27.3	23.8	59.6	--
53	AGRICULTURAL MACHINERY.....	--	--	0.4	4.0	167.3	1.0	--	--
54	OTHER INDUSTRIAL MACHINERY.....	6.7	1.4	18.2	110.3	585.0	39.1	20.9	0.8
55	MOTOR VEHICLES.....	--	--	--	2.1	3.8	1524.8	--	--
56	MOTOR VEHICLE PARTS.....	--	--	--	24.2	0.2	569.5	5.7	--
57	OTHER TRANSPORT EQUIPMENT.....	--	--	--	14.3	17.4	613.8	--	--
58	APPLIANCES & RECEIVERS HOUSEHOLD.....	--	--	--	9.5	8.9	--	403.4	--
59	OTHER ELECTRICAL PRODUCTS.....	--	--	2.6	11.2	41.2	34.3	961.9	3.8
60	CEMENT & CONCRETE PRODUCTS.....	--	--	--	--	--	--	--	402.8
61	OTHER NON-METALLIC MINERAL PROD.....	1.1	--	--	4.2	--	--	--	382.3
62	GASOLINE & FUEL OIL.....	--	--	--	--	--	--	--	--
63	OTHER PETROLEUM & COAL PROD.....	2.8	--	14.0	--	--	--	--	--
64	INDUSTRIAL CHEMICALS.....	4.9	--	13.1	--	--	--	--	--
65	FERTILIZERS.....	--	--	--	--	--	--	--	--
66	PHARMACEUTICALS.....	--	--	--	--	--	--	--	--
67	OTHER CHEMICAL PRODUCTS.....	1.6	--	2.3	4.8	--	--	--	4.5
68	SCIENTIFIC EQUIPMENT.....	--	--	--	1.8	1.9	--	52.7	--
69	OTHER MANUFACTURED PRODUCTS.....	7.4	--	--	11.2	--	--	3.2	--
70	RESIDENTIAL CONSTRUCTION.....	--	--	--	--	--	--	--	--
71	NON-RESIDENTIAL CONSTRUCTION.....	--	--	--	--	--	--	--	--
72	REPAIR CONSTRUCTION.....	--	--	--	--	--	--	--	--
73	PIPELINE TRANSPORTATION.....	--	--	--	--	--	--	--	--
74	TRANSPORTATION & STORAGE.....	--	--	--	--	--	--	--	--
75	RADIO & TELEVISION BROADCASTING.....	--	--	--	--	--	--	--	--
76	TELEPHONE & TELEGRAPH.....	--	--	--	--	--	--	--	--
77	POSTAL SERVICES.....	--	--	--	--	--	--	--	--
78	ELECTRIC POWER.....	3.1	--	7.8	--	--	--	--	--
79	OTHER UTILITIES.....	--	--	--	--	--	--	--	--
80	WHOLESALE MARGINS.....	7.6	12.6	9.0	37.3	47.6	58.8	61.8	12.1
81	RETAIL MARGINS.....	--	--	--	--	--	--	--	--
82	IMPLIED RENT OWNER OCCUP. DWEL.....	--	--	--	--	--	--	--	--
83	OTHER FINANCE, INS., REAL ESTATE.....	1.6	4.0	3.4	4.5	3.7	1.8	0.7	5.6
84	BUSINESS SERVICES.....	--	1.8	--	--	63.3	12.9	0.6	--
85	EDUCATION SERVICES.....	--	--	--	--	--	--	--	--
86	HEALTH SERVICES.....	--	--	--	--	--	--	--	--
87	AMUSEMENT & RECREATION SERVICES.....	--	--	--	--	--	--	--	--
88	ACCOMMODATION & FOOD SERVICES.....	2.0	0.7	1.9	2.0	1.7	2.6	2.5	2.0
89	OTHER PERSONAL & MISC. SERVICES.....	1.0	0.6	--	31.3	19.6	8.7	40.0	2.5
90	TRANSPORTATION MARGINS.....	--	--	--	--	--	--	--	--
91	OPERATING, OFFICE, LAB & FOOD.....	--	--	--	--	--	--	--	--
92	TRAVEL, ADVERTISING & PROMOTION.....	--	--	--	--	--	--	--	--
TOTAL.....		2400.2	949.1	2838.3	1943.4	1019.4	2925.7	1642.9	834.9

NOTE: DETAIL MAY NOT ADD DUE TO ROUNDING AND SUPPRESSION OF CONFIDENTIAL COMMODITIES.

TABLE 23. MAKE (OUTPUT) MATRIX (AGGREGATION - M), 1963 (MILLIONS OF DOLLARS) - CONTINUED

NO.	COMMODITY AGGREGATION - M	PETROLEUM & COAL PROD. IND.	CHEMICAL & CHEMICAL PROD. IND.	MISC. MANUFACTURING	CONSTR. INDUSTRY	TRANS. & STORAGE	COMMUNI- CATION	ELEC POWER GAS/OTHER UTILITIES	WHOLESALE TRADE
1	GRAINS.....
2	LIVE ANIMALS.....
3	OTHER AGRICULTURAL PRODUCTS.....
4	FORESTRY PRODUCTS.....	0.7	..
5	FISH LANDINGS.....
6	HUNTING & TRAPPING PRODUCTS.....
7	IRON ORES & CONCENTRATES.....	..	1.0
8	OTHER METAL ORES & CONCENTRATES.....	3.4
9	COAL.....
10	CRUDE MINERAL OILS.....
11	NATURAL GAS.....
12	NON-METALLIC MINERALS.....	..	1.8
13	SERVICES INCIDENTAL TO MINING.....
14	MEAT PRODUCTS.....
15	DAIRY PRODUCTS.....	9.2
16	FISH PRODUCTS.....	0.4
17	FRUITS & VEGETABLES PREPARATIONS.....	1.3
18	FEEDS.....	2.5
19	FLOUR, WHEAT MEAL & OTHER CEREALS.....
20	BREAKFAST CEREAL & BAKERY PROD.....	5.6
21	SUGAR.....
22	MISC. FOOD PRODUCTS.....	..	3.5
23	SOFT DRINKS.....
24	ALCOHOLIC BEVERAGES.....
25	TOBACCO PROCESSED UNMANUFACTURED.....
26	CIGARETTES & TOBACCO MFG.....
27	TIRES & TUBES.....	2.2
28	OTHER RUBBER PRODUCTS.....	3.3	0.2
29	PLASTIC FABRICATED PRODUCTS.....	..	3.7	7.7
30	LEATHER & LEATHER PRODUCTS.....	0.3	0.5
31	YARNS & MAN MADE FIBRES.....
32	FABRICS.....	0.6	0.4
33	OTHER TEXTILE PRODUCTS.....	1.6	3.4
34	HOSIERY & KNITTED WEAR.....	0.1
35	CLOTHING & ACCESSORIES.....	1.2	0.5
36	LUMBER & TIMBER.....	0.6
37	VENUE & PLYWOOD.....
38	OTHER WOOD FABRICATED MATERIALS.....	..	1.1	0.5	1.3
39	FURNITURE & FIXTURES.....	2.0	2.1
40	PULP.....	0.1
41	NEWSPRINT & OTHER PAPER STOCK.....	..	0.6	1.8
42	PAPER PRODUCTS.....	5.4	0.7	35.7	4.8
43	PRINTING & PUBLISHING.....	..	1.2	0.7
44	ADVERTISING, PRINT MEDIA.....
45	IRON & STEEL PRODUCTS.....
46	ALUMINUM PRODUCTS.....
47	COPPER & COPPER ALLOY PRODUCTS.....
48	NICKEL PRODUCTS.....
49	OTHER NON FERROUS METAL PRODUCTS.....	..	2.2	9.6
50	BOILERS, TANKS & PLATES.....
51	FABRICATED STRUCTURAL METAL PROD.....	1.4	0.3
52	OTHER METAL FABRICATED PRODUCTS.....	..	1.4	4.2	4.6
53	AGRICULTURAL MACHINERY.....
54	OTHER INDUSTRIAL MACHINERY.....	..	2.0	6.9
55	MOTOR VEHICLES.....
56	MOTOR VEHICLE PARTS.....	0.7
57	OTHER TRANSPORT EQUIPMENT.....	3.0	..	11.5	0.1
58	APPLIANCES & REFRIGERS/HOUSEHOLD.....	2.5
59	OTHER ELECTRICAL PRODUCTS.....	19.3	55.4	..	0.5
60	CEMENT & CONCRETE PRODUCTS.....
61	OTHER NON-METALLIC MINERAL PROD.....	0.1	1.6
62	GASOLINE & FUEL OIL.....	1191.9
63	OTHER PETROLEUM & COAL PROD.....	171.4	27.2	6.7	..
64	INDUSTRIAL CHEMICALS.....	1.5	659.8
65	FERTILIZERS.....	..	67.8	0.1
66	PHARMACEUTICALS.....	..	184.5
67	OTHER CHEMICAL PRODUCTS.....	1.0	658.2	5.2	0.1
68	SCIENTIFIC EQUIPMENT.....	193.1	0.5
69	OTHER MANUFACTURED PRODUCTS.....	2.0	5.9	318.7	12.1
70	RESIDENTIAL CONSTRUCTION.....	1652.4
71	NON-RESIDENTIAL CONSTRUCTION.....	4418.1
72	REPAIR CONSTRUCTION.....	1598.5
73	PIPELINE TRANSPORTATION.....	247.7
74	TRANSPORTATION & STORAGE.....	3537.4
75	RADIO & TELEVISION BROADCASTING.....	142.1
76	TELEPHONE & TELEGRAPH.....	820.9
77	POSTAL SERVICES.....	232.4
78	ELECTRIC POWER.....	0.1	6.9	..	964.1	..
79	OTHER UTILITIES.....	..	0.2	175.9	..
80	WHOLESALE MARGINS.....	3.6	64.0	29.1	..	4.9	2692.5
81	RETAIL MARGINS.....	5.7	..	8.0	..
82	IMPLIED RENT OWNER OC PD DWEL.....
83	OTHER FINANCE, INS. REAL ESTATE.....	24.2	2.5	2.0	38.5	12.3	0.5	0.9	20.4
84	BUSINESS SERVICES.....	1.9	4.9	1.8	..	2.9	32.2
85	EDUCATION SERVICES.....
86	HEALTH SERVICES.....
87	AMUSEMENT & RECREATION SERVICES.....	1.2
88	ACCOMMODATION & FOOD SERVICES.....	0.6	1.6	1.0	..	15.8	..	3.7	..
89	OTHER PERSONAL & MISC. SERVICES.....	..	0.1	13.9	48.9	20.4	2.5	11.2	227.4
90	TRANSPORTATION MARGINS.....
91	OPERATING, OFFICE, LAB. & FOOD.....
92	TRAVEL, ADVERTISING & PROMOTION.....
TOTAL.....		1404.3	1724.9	673.1	7756.5	3865.5	1287.3	1171.2	2996.0

NOTE: DETAIL MAY NOT ADD DUE TO ROUNDING AND SUPPRESSION OF CONFIDENTIAL COMMODITIES.

TABLE 23. MAKE (OUTPUT) MATRIX (AGGREGATION - M), 1963 (MILLIONS OF DOLLARS) - CONTINUED

NO.	COMMODITY AGGREGATION - M	RETAIL TRADE	OWNER OCCUPIED DWELLINGS	FINANCE, INS. & REAL ESTATE	EDUCATION & HEALTH SERVICES	AMUSEMENT RECREATION SERVICES	SERVICE TO BUSINESS MANAGEMENT	ACCOMMODATION, FOOD SERVICES	PERSONAL & MISC. SERVICES
1	GRAINS.....
2	LIVE ANIMALS.....
3	OTHER AGRICULTURAL PRODUCTS.....	2.2
4	FORESTRY PRODUCTS.....
5	FISH LANDINGS.....
6	HUNTING & TRAPPING PRODUCTS.....
7	IRON ORES & CONCENTRATES.....
8	OTHER METAL ORES & CONCENTRATES.....
9	COAL.....
10	CRUDE MINERAL OILS.....
11	NATURAL GAS.....
12	NON-METALLIC MINERALS.....
13	SERVICES INCIDENTAL TO MINING.....
14	MEAT PRODUCTS.....	211.5
15	DAIRY PRODUCTS.....
16	FISH PRODUCTS.....
17	FRUITS & VEGETABLES PREPARATIONS.....
18	FEEDS.....
19	FLOUR, WHEAT MEAL & OTHER CEREALS.....
20	BREAKFAST CEREAL & BAKERY PROD.....
21	SUGAR.....
22	MISC. FOOD PRODUCTS.....	3.5
23	SOFT DRINKS.....
24	ALCOHOLIC BEVERAGES.....
25	TOBACCO PROCESSED UNMANUFACTURED.....
26	CIGARETTES & TOBACCO MFG.....
27	TIRES & TUBES.....
28	OTHER RUBBER PRODUCTS.....
29	PLASTIC FABRICATED PRODUCTS.....
30	LEATHER & LEATHER PRODUCTS.....
31	YARNS & MAN MADE FIBRES.....
32	FABRICS.....
33	OTHER TEXTILE PRODUCTS.....	1.5
34	HOSIERY & KNITTED WEAR.....
35	CLOTHING & ACCESSORIES.....	0.3
36	LUMBER & TIMBER.....
37	VENEER & PLYWOOD.....
38	OTHER WOOD FABRICATED MATERIALS.....
39	FURNITURE & FIXTURES.....
40	PULP.....
41	NEWSPRINT & OTHER PAPER STOCK.....
42	PAPER PRODUCTS.....
43	PRINTING & PUBLISHING.....
44	ADVERTISING PRINT MEDIA.....
45	IRON & STEEL PRODUCTS.....
46	ALUMINUM PRODUCTS.....
47	COPPER & COPPER ALLOY PRODUCTS.....
48	NICKEL PRODUCTS.....
49	OTHER NON-FERROUS METAL PRODUCTS.....
50	BOILERS, TANKS & PLATES.....
51	FABRICATED STRUCTURAL METAL PROD.....
52	OTHER METAL FABRICATED PRODUCTS.....	23.4	..
53	AGRICULTURAL MACHINERY.....
54	OTHER INDUSTRIAL MACHINERY.....
55	MOTOR VEHICLES.....
56	MOTOR VEHICLE PARTS.....
57	OTHER TRANSPORT EQUIPMENT.....
58	APPLIANCES & RECEIVERS, HOUSEHOLD.....
59	OTHER ELECTRICAL PRODUCTS.....
60	CEMENT & CONCRETE PRODUCTS.....
61	OTHER NON-METALLIC MINERAL PROD.....
62	GASOLINE & FUEL OIL.....
63	OTHER PETROLEUM & COAL PROD.....
64	INDUSTRIAL CHEMICALS.....
65	FERTILIZERS.....
66	PHARMACEUTICALS.....
67	OTHER CHEMICAL PRODUCTS.....
68	SCIENTIFIC EQUIPMENT.....
69	OTHER MANUFACTURED PRODUCTS.....
70	RESIDENTIAL CONSTRUCTION.....
71	NON-RESIDENTIAL CONSTRUCTION.....
72	REPAIR CONSTRUCTION.....
73	PIPELINE TRANSPORTATION.....
74	TRANSPORTATION & STORAGE.....	9.6
75	RADIO & TELEVISION BROADCASTING.....
76	TELEPHONE & TELEGRAPH.....
77	POSTAL SERVICES.....
78	ELECTRIC POWER.....
79	OTHER UTILITIES.....	2.0
80	WHOLESALE MARGINS.....
81	RETAIL MARGINS.....	3824.3	5.6	8.9	23.4	5.0
82	IMPLIED RENT OWNER OCCUP. DWEL.....	..	2810.7
83	OTHER FINANCE, INS. REAL ESTATE.....	25.8	..	4784.7	0.6	4.6	11.5	27.8	2.7
84	BUSINESS SERVICES.....	0.2	191.3
85	EDUCATION SERVICES.....	102.2
86	HEALTH SERVICES.....	733.2
87	AMUSEMENT & RECREATION SERVICES.....	281.9
88	ACCOMMODATION & FOOD SERVICES.....	82.1	11.0	0.3	1763.4	0.5
89	OTHER PERSONAL & MISC. SERVICES.....	542.0	..	19.5	245.6	2.0	708.6
90	TRANSPORTATION MARGINS.....
91	OPERATING OFFICE, LAB. & FOOD.....
92	TRAVEL, ADVERTISING & PROMOTION.....
TOTAL.....		4782.9	2810.7	4864.2	836.0	303.4	1157.5	1816.5	718.8

NOTE: DETAIL MAY NOT ADD DUE TO ROUNDING AND SUPPRESSION OF CONFIDENTIAL COMMODITIES.

TABLE 23. MAKE (OUTPUT) MATRIX (AGGREGATION - M), 1963 (MILLIONS OF DOLLARS) - CONCLUDED

NO.	COMMODITY AGGREGATION - M	TRANS. MARGINS	OPERATING OFFICE LAB & FOOD	TRAVEL PROMOTION, ADVTG.	TOTAL INDUSTRIES
1	GRAINS	1258.1
2	LIVE ANIMALS	1193.7
3	OTHER AGRICULTURAL PRODUCTS	1326.9
4	FORESTRY PRODUCTS	873.3
5	FISH LANDINGS	133.2
6	HUNTING & TRAPPING PRODUCTS	12.2
7	IRON ORES & CONCENTRATES	286.3
8	OTHER METAL ORES & CONCENTRATES	997.4
9	COAL	51.4
10	CRUDE MINERAL OILS	677.0
11	NATURAL GAS	116.8
12	NON-METALLIC MINERALS	317.5
13	SERVICES INCIDENTAL TO MINING	214.8
14	MEAT PRODUCTS	1684.5
15	DAIRY PRODUCTS	963.6
16	FISH PRODUCTS	214.1
17	FRUITS & VEGETABLES PREPARATIONS	387.5
18	FEEDS	432.4
19	FLOUR, WHEAT MEAL & OTHER CEREALS	197.5
20	BREAKFAST CEREAL & BAKERY PROD.	545.9
21	SUGAR	214.7
22	MISC. FOOD PRODUCTS	660.6
23	SOFT DRINKS	207.2
24	ALCOHOLIC BEVERAGES	477.9
25	TOBACCO PROCESSED UNMANUFACTURED	106.9
26	CIGARETTES & TOBACCO MFG.	246.2
27	TIRES & TUBES	192.1
28	OTHER RUBBER PRODUCTS	139.7
29	PLASTIC FABRICATED PRODUCTS	156.3
30	LEATHER & LEATHER PRODUCTS	312.9
31	YARNS & MAN MADE FIBRES	271.0
32	FABRICS	466.4
33	OTHER TEXTILE PRODUCTS	345.1
34	HOSIERY & KNITTED WEAR	212.0
35	CLOTHING & ACCESSORIES	963.2
36	LUMBER & TIMBER	695.7
37	VENEER & PLYWOOD	189.8
38	OTHER WOOD FABRICATED MATERIALS	480.8
39	FURNITURE & FIXTURES	480.9
40	PULP	477.2
41	NEWSPRINT & OTHER PAPER STOCK	1301.4
42	PAPER PRODUCTS	737.3
43	PRINTING & PUBLISHING	640.7
44	ADVERTISING, PRINT MEDIA	279.7
45	IRON & STEEL PRODUCTS	1199.1
46	ALUMINUM PRODUCTS	453.3
47	COPPER & COPPER ALLOY PRODUCTS	414.9
48	NICKEL PRODUCTS	327.6
49	OTHER NON FERROUS METAL PRODUCTS	294.7
50	BOILERS, TANKS & PLATES	144.7
51	FABRICATED STRUCTURAL METAL PROD.	448.8
52	OTHER METAL FABRICATED PRODUCTS	1197.4
53	AGRICULTURAL MACHINERY	173.2
54	OTHER INDUSTRIAL MACHINERY	805.2
55	MOTOR VEHICLES	1533.1
56	MOTOR VEHICLE PARTS	612.4
57	OTHER TRANSPORT EQUIPMENT	670.0
58	APPLIANCES & REFRIGERS, HOUSEHOLD	433.6
59	OTHER ELECTRICAL PRODUCTS	1147.3
60	CEMENT & CONCRETE PRODUCTS	404.6
61	OTHER NON-METALLIC MINERAL PROD.	398.8
62	GASOLINE & FUEL OIL	1192.2
63	OTHER PETROLEUM & COAL PROD.	234.4
64	INDUSTRIAL CHEMICALS	694.5
65	FERTILIZERS	91.4
66	PHARMACEUTICALS	189.9
67	OTHER CHEMICAL PRODUCTS	719.4
68	SCIENTIFIC EQUIPMENT	259.0
69	OTHER MANUFACTURED PRODUCTS	407.6
70	RESIDENTIAL CONSTRUCTION	1652.4
71	NON-RESIDENTIAL CONSTRUCTION	4418.1
72	REPAIR CONSTRUCTION	1598.5
73	PIPELINE TRANSPORTATION	247.7
74	TRANSPORTATION & STORAGE	3558.8
75	RADIO & TELEVISION BROADCASTING	142.1
76	TELEPHONE & TELEGRAPH	820.9
77	POSTAL SERVICES	232.4
78	ELECTRIC POWER	983.2
79	OTHER UTILITIES	179.7
80	WHOLESALE MARGINS	3195.4
81	RETAIL MARGINS	3880.9
82	IMPLIED RENT OWNER OCPD DWEL.	2810.7
83	OTHER FINANCE, INS. REAL ESTATE	5035.1
84	BUSINESS SERVICES	1014.2
85	EDUCATION SERVICES	102.2
86	HEALTH SERVICES	733.2
87	AMUSEMENT & RECREATION SERVICES	283.1
88	ACCOMMODATION & FOOD SERVICES	1930.0
89	OTHER PERSONAL & MISC. SERVICES	1966.3
90	TRANSPORTATION MARGINS	1747.9	1747.9
91	OPERATING, OFFICE, LAB & FOOD	3098.6	..	3098.6
92	TRAVEL, ADVERTISING & PROMOTION	1651.3	1651.3
	TOTAL	1747.9	3098.6	1651.3	77714.8

NOTE: DETAIL MAY NOT ADD DUE TO ROUNDING AND SUPPRESSION OF CONFIDENTIAL COMMODITIES.

TABLE 24. USE (INPUT) MATRIX (AGGREGATION - M), 1963 (MILLIONS OF DOLLARS)

NO.	COMMODITY AGGREGATION - M	AGRICULTURE	FORESTRY	FISHING, HUNTING & TRAPPING	METAL MINES	MINERAL FUELS	NON-METAL MINES & QUARRIES	SERVICES INCIDENTAL TO MINING	FOOD & BEVERAGE INDUSTRIES
1	GRAINS	41.8	--	--	--	--	--	--	267.6
2	LIVE ANIMALS	25.6	--	--	--	--	--	--	791.5
3	OTHER AGRICULTURAL PRODUCTS	84.8	1.1	--	--	--	--	--	661.1
4	FORESTRY PRODUCTS	0.3	71.3	--	--	--	0.1	--	0.3
5	FISH LANDINGS	--	--	2.6	--	--	--	--	89.8
6	HUNTING & TRAPPING PRODUCTS	--	--	--	--	--	--	--	--
7	IRON ORES & CONCENTRATES	--	--	--	0.2	--	--	--	--
8	OTHER METAL ORES & CONCENTRATES	--	--	--	7.2	--	--	--	--
9	COAL	0.6	0.1	--	1.3	0.5	1.0	--	3.6
10	CRUDE MINERAL OILS	--	--	--	--	--	--	--	--
11	NATURAL GAS	0.5	--	--	--	0.4	0.4	--	2.1
12	NON-METALLIC MINERALS	4.6	--	0.8	4.5	0.2	1.9	0.9	3.9
13	SERVICES INCIDENTAL TO MINING	--	--	--	41.5	33.6	2.2	0.3	--
14	MEAT PRODUCTS	0.4	--	--	--	--	--	--	270.3
15	DAIRY PRODUCTS	--	--	--	--	--	--	--	125.1
16	FISH PRODUCTS	--	--	--	--	--	--	--	20.9
17	FRUITS & VEGETABLES PREPARATIONS	--	--	--	--	--	--	--	48.3
18	FEEDS	297.2	5.2	--	--	--	--	--	82.9
19	FLOUR, WHEAT, MEAL & OTHER CEREALS	--	--	--	--	0.3	--	--	90.2
20	BREAKFAST CEREAL & BAKERY PROD.	--	--	--	--	--	--	--	1.5
21	SUGAR	--	--	--	--	--	--	--	102.8
22	MISC. FOOD PRODUCTS	--	--	--	--	--	--	--	200.6
23	SOFT DRINKS	--	--	--	--	--	--	--	21.1
24	ALCOHOLIC BEVERAGES	--	--	--	--	--	--	--	9.2
25	TOBACCO PROCESSED UNMANUFACTURED	--	--	--	--	--	--	--	--
26	CIGARETTES & TOBACCO MFG.	--	--	--	--	--	--	--	--
27	TIRES & TUBES	6.9	--	--	--	--	--	--	--
28	OTHER RUBBER PRODUCTS	--	--	--	--	--	--	--	--
29	PLASTIC FABRICATED PRODUCTS	--	--	--	--	--	--	--	10.5
30	LEATHER & LEATHER PRODUCTS	--	--	--	--	--	--	--	--
31	YARNS & MAN MADE FIBRES	--	--	0.1	--	--	--	--	0.1
32	FABRICS	--	--	--	--	--	--	--	0.8
33	OTHER TEXTILE PRODUCTS	20.1	2.1	4.6	0.4	--	2.0	--	13.0
34	HOSIERY & KNITTED WEAR	--	--	--	--	--	--	--	--
35	CLOTHING & ACCESSORIES	--	--	--	--	--	--	--	--
36	LUMBER & TIMBER	0.2	--	1.5	--	--	--	--	--
37	VENUE & PLYWOOD	--	--	--	--	--	--	--	--
38	OTHER WOOD FABRICATED MATERIALS	3.3	0.4	--	--	--	0.7	--	6.2
39	FURNITURE & FIXTURES	--	--	--	--	--	--	--	--
40	PULP	--	--	--	--	--	--	--	--
41	NEWSPRINT & OTHER PAPER STOCK	--	--	--	--	--	--	--	13.3
42	PAPER PRODUCTS	3.0	--	--	0.2	--	7.6	--	175.0
43	PRINTING & PUBLISHING	--	--	--	--	--	--	--	6.4
44	ADVERTISING, PRINT MEDIA	--	--	--	--	--	--	--	--
45	IRON & STEEL PRODUCTS	--	--	--	10.2	0.2	0.4	2.4	2.3
46	ALUMINUM PRODUCTS	--	--	--	--	--	--	--	--
47	COPPER & COPPER ALLOY PRODUCTS	--	--	--	--	--	--	--	--
48	NICKEL PRODUCTS	--	--	--	--	--	--	--	--
49	OTHER NON FERROUS METAL PRODUCTS	--	--	--	0.1	--	--	--	--
50	BOILERS, TANKS & PLATES	--	--	--	--	--	--	--	--
51	FABRICATED STRUCTURAL METAL PROD.	--	--	--	0.4	0.3	--	--	--
52	OTHER METAL FABRICATED PRODUCTS	10.2	5.5	0.6	1.5	0.5	--	--	100.7
53	AGRICULTURAL MACHINERY	38.2	--	--	--	--	--	--	--
54	OTHER INDUSTRIAL MACHINERY	--	3.6	1.8	15.9	3.9	2.0	7.6	--
55	MOTOR VEHICLES	--	--	--	--	--	--	--	--
56	MOTOR VEHICLE PARTS	--	--	--	--	--	--	--	--
57	OTHER TRANSPORT EQUIPMENT	0.8	1.7	6.6	1.4	0.2	--	--	--
58	APPLIANCES & RECEIVERS, HOUSEHOLD	--	--	--	--	--	--	--	--
59	OTHER ELECTRICAL PRODUCTS	--	--	4.6	--	--	--	2.1	--
60	CEMENT & CONCRETE PRODUCTS	--	--	--	--	--	--	--	--
61	OTHER NON-METALLIC MINERAL PROD.	0.1	0.1	0.2	2.2	--	0.1	--	41.9
62	GASOLINE & FUEL OIL	135.1	17.3	5.5	7.7	1.7	5.5	3.4	19.0
63	OTHER PETROLEUM & COAL PROD.	23.4	0.8	0.9	2.1	0.9	2.0	1.6	4.3
64	INDUSTRIAL CHEMICALS	30.5	0.2	0.1	11.3	2.5	0.8	--	31.0
65	FERTILIZERS	60.7	--	--	--	--	--	--	--
66	PHARMACEUTICALS	9.4	--	--	--	--	--	--	7.7
67	OTHER CHEMICAL PRODUCTS	28.9	1.0	0.2	18.7	0.7	5.2	1.9	32.6
68	SCIENTIFIC EQUIPMENT	--	--	--	--	--	--	--	--
69	OTHER MANUFACTURED PRODUCTS	--	--	1.6	--	--	--	--	1.2
70	RESIDENTIAL CONSTRUCTION	--	--	--	--	--	--	--	--
71	NON-RESIDENTIAL CONSTRUCTION	--	--	--	--	--	--	--	--
72	REPAIR CONSTRUCTION	73.0	14.6	0.5	15.8	15.6	3.6	--	15.5
73	PIPELINE TRANSPORTATION	0.7	--	--	0.1	0.4	0.3	--	2.7
74	TRANSPORTATION & STORAGE	12.1	66.3	1.6	11.9	2.4	3.6	6.7	43.3
75	RADIO & TELEVISION BROADCASTING	--	--	--	--	--	--	--	--
76	TELEPHONE & TELEGRAPH	8.9	2.5	10.3	1.7	2.5	0.8	1.2	15.1
77	POSTAL SERVICES	1.4	0.3	--	0.2	0.4	0.1	0.1	2.6
78	ELECTRIC POWER	28.6	1.7	0.1	27.2	16.3	7.4	1.9	21.6
79	OTHER UTILITIES	1.7	--	--	0.8	1.3	0.5	--	8.0
80	WHOLESALE MARGINS	87.1	7.4	3.0	13.0	2.6	4.6	4.5	140.2
81	RETAIL MARGINS	21.0	1.2	0.9	1.2	0.3	0.8	0.7	6.6
82	IMPUTED RENT OWNER OCUP. DWEL.	--	--	--	--	--	--	--	--
83	OTHER FINANCE INS. REAL ESTATE	150.7	74.4	1.3	36.2	166.3	8.5	6.8	50.9
84	BUSINESS SERVICES	3.8	3.8	0.3	17.0	37.0	3.6	1.8	36.6
85	EDUCATION SERVICES	--	--	--	--	--	--	--	--
86	HEALTH SERVICES	--	--	--	--	--	--	--	--
87	AMUSEMENT & RECREATION SERVICES	--	--	--	--	--	--	--	--
88	ACCOMMODATION & FOOD SERVICES	--	--	--	--	--	--	--	--
89	OTHER PERSONAL & MISC. SERVICES	5.6	21.3	1.3	3.4	2.1	4.7	1.0	20.1
90	TRANSPORTATION MARGINS	53.2	2.0	1.3	6.3	0.7	2.5	1.3	143.9
91	OPERATING, OFFICE, LAB. & FOOD	137.3	96.7	2.1	90.8	24.0	33.2	30.3	117.8
92	TRAVEL, ADVERTISING & PROMOTION	0.1	5.9	--	2.9	6.0	1.9	4.8	223.0
93	NON-COMPETING IMPORTS	--	--	--	--	--	--	--	223.1
94	UNALLOCATED IMPORTS & EXPORTS	--	--	--	--	--	--	--	--
95	INDIRECT TAXES	134.9	25.9	2.1	15.5	40.9	9.8	2.5	65.1
96	SUBSIDIES	-13.8	--	-0.4	-15.0	-18.5	--	--	-80.6
97	WAGES & SALARIES	236.9	302.4	31.0	289.1	127.4	81.0	80.4	862.1
98	SUPPLEMENTARY LABOUR INCOME	0.6	13.5	0.7	16.8	6.6	4.2	4.3	19.7
99	NET INCOME, UNINC. BUSINESS	1554.2	33.0	38.1	1.2	0.1	3.3	2.3	25.8
100	OTHER OPERATING SURPLUS	555.5	84.8	29.6	530.2	418.6	116.2	27.1	593.5
TOTAL		3668.2	868.2	145.9	1195.6	896.8	322.6	197.9	5835.4

NOTE: DETAIL MAY NOT ADD DUE TO ROUNDING.

TABLE 24. USE (INPUT) MATRIX (AGGREGATION - M), 1963 (MILLIONS OF DOLLARS) - CONTINUED

NO	COMMODITY AGGREGATION - M	TOBACCO PRODUCTS INDUSTRIES	RUBBER & PLASTIC PROD. IND.	LEATHER INDUSTRIES	TEXTILE INDUSTRIES	KNITTING MILLS	CLOTHING INDUSTRIES	WOOD	FURNITURE FIXTURE INDUSTRIES
1	GRAINS	--	--	--	--	--	--	--	--
2	LIVE ANIMALS	--	--	--	--	--	--	--	--
3	OTHER AGRICULTURAL PRODUCTS	97.0	--	--	7.7	--	11.5	0.2	--
4	FORESTRY PRODUCTS	--	--	--	--	--	--	396.7	0.8
5	FISH LANDINGS	--	--	--	--	--	--	--	--
6	HUNTING & TRAPPING PRODUCTS	--	--	--	0.2	--	14.4	--	--
7	IRON ORES & CONCENTRATES	--	--	--	--	--	--	--	--
8	OTHER METAL ORES & CONCENTRATES	--	--	--	--	--	--	--	--
9	COAL	0.1	1.1	0.4	1.2	0.3	0.1	0.3	0.3
10	CRUDE MINERAL OILS	--	--	--	--	--	--	--	--
11	NATURAL GAS	--	0.1	0.1	0.1	--	--	0.1	--
12	NON-METALLIC MINERALS	--	1.1	0.1	0.1	--	--	--	--
13	SERVICES INCIDENTAL TO MINING	--	--	--	--	--	--	--	--
14	MEAT PRODUCTS	1.1	0.1	37.8	--	--	--	--	--
15	DAIRY PRODUCTS	--	--	--	--	--	--	--	--
16	FISH PRODUCTS	--	--	0.3	--	--	--	--	--
17	FRUITS & VEGETABLES PREPARATIONS	--	--	--	--	--	--	--	--
18	FEEDS	--	--	--	--	--	--	--	--
19	FLOUR, WHEAT, MEAL & OTHER CEREALS	--	--	--	0.3	--	--	--	--
20	BREAKFAST CEREAL & BAKERY PROD.	--	--	--	--	--	--	--	--
21	SUGAR	0.1	--	0.1	--	--	--	--	--
22	MISC. FOOD PRODUCTS	0.6	--	--	1.9	--	--	0.1	--
23	SOFT DRINKS	--	--	--	--	--	--	--	--
24	ALCOHOLIC BEVERAGES	--	--	--	--	--	--	--	--
25	TOBACCO PROCESSED UNMANUFACTURED	83.4	--	--	--	--	--	--	--
26	CIGARETTES & TOBACCO MFG.	0.5	--	--	--	--	--	--	--
27	TIRES & TUBES	--	1.0	--	--	--	--	--	--
28	OTHER RUBBER PRODUCTS	--	9.6	13.9	3.6	0.8	0.6	--	8.2
29	PLASTIC FABRICATED PRODUCTS	0.1	4.9	7.9	4.5	--	0.9	1.9	12.7
30	LEATHER & LEATHER PRODUCTS	--	2.8	66.6	0.5	0.6	3.2	--	0.2
31	YARNS & MAN MADE FIBRES	2.7	2.6	0.1	186.5	91.9	10.1	--	--
32	FABRICS	--	40.7	4.8	116.2	13.5	315.3	1.5	29.0
33	OTHER TEXTILE PRODUCTS	--	1.2	1.7	38.2	9.2	17.7	--	1.0
34	HOSIERY & KNITTED WEAR	--	--	--	--	5.1	--	--	--
35	CLOTHING & ACCESSORIES	--	1.2	0.7	10.8	7.5	50.6	--	--
36	LUMBER & TIMBER	--	--	0.2	--	--	--	85.9	17.7
37	VENEER & PLYWOOD	--	--	0.4	--	--	--	25.4	12.3
38	OTHER WOOD FABRICATED MATERIALS	1.1	0.9	0.7	0.4	--	--	50.6	8.4
39	FURNITURE & FIXTURES	--	--	--	--	--	--	--	11.5
40	PULP	--	--	--	8.0	--	--	--	--
41	NEWSPRINT & OTHER PAPER STOCK	2.0	6.5	0.1	3.3	0.3	0.7	1.2	2.9
42	PAPER PRODUCTS	24.4	8.7	4.8	10.2	3.5	6.4	1.5	6.0
43	PRINTING & PUBLISHING	0.7	0.2	--	0.1	--	--	--	0.2
44	ADVERTISING PRINT MEDIA	--	--	--	--	--	--	--	--
45	IRON & STEEL PRODUCTS	--	0.1	0.2	0.1	--	--	0.2	12.9
46	ALUMINUM PRODUCTS	--	--	--	--	--	--	1.6	0.6
47	COPPER & COPPER ALLOY PRODUCTS	--	--	--	--	--	--	--	--
48	NICKEL PRODUCTS	--	--	--	--	--	--	--	--
49	OTHER NON-FERROUS METAL PRODUCTS	--	1.5	--	0.7	--	--	--	0.7
50	BOILERS, TANKS & PLATES	--	--	--	--	--	--	--	--
51	FABRICATED STRUCTURAL METAL PROD.	--	0.1	--	0.4	--	0.2	1.1	0.1
52	OTHER METAL FABRICATED PRODUCTS	1.2	6.0	3.3	1.5	--	--	8.1	28.2
53	AGRICULTURAL MACHINERY	--	--	--	--	--	--	--	--
54	OTHER INDUSTRIAL MACHINERY	--	0.1	--	--	--	0.1	--	--
55	MOTOR VEHICLES	--	--	--	--	--	--	--	--
56	MOTOR VEHICLE PARTS	--	--	--	--	--	--	--	--
57	OTHER TRANSPORT EQUIPMENT	--	0.3	--	--	--	--	--	--
58	APPLIANCES & RECEIVERS, HOUSEHOLD	--	--	--	0.4	--	--	--	--
59	OTHER ELECTRICAL PRODUCTS	--	--	--	--	--	--	--	2.1
60	CEMENT & CONCRETE PRODUCTS	--	--	--	--	--	--	--	--
61	OTHER NON-METALLIC MINERAL PROD.	--	1.0	0.1	2.0	--	--	4.6	3.9
62	GASOLINE & FUEL OIL	0.3	0.9	0.4	4.1	0.4	0.4	5.2	0.5
63	OTHER PETROLEUM & COAL PROD.	0.1	0.8	0.1	0.6	--	0.1	4.3	0.1
64	INDUSTRIAL CHEMICALS	--	109.0	2.3	34.0	0.5	0.7	9.7	0.4
65	FERTILIZERS	--	--	--	--	--	--	--	--
66	PHARMACEUTICALS	--	--	--	--	--	--	--	--
67	OTHER CHEMICAL PRODUCTS	--	5.3	4.4	18.7	1.7	1.6	6.5	7.2
68	SCIENTIFIC EQUIPMENT	--	0.1	--	--	--	--	--	--
69	OTHER MANUFACTURED PRODUCTS	--	1.1	4.1	7.3	0.7	22.9	--	9.8
70	RESIDENTIAL CONSTRUCTION	--	--	--	--	--	--	--	--
71	NON-RESIDENTIAL CONSTRUCTION	--	--	--	--	--	--	--	--
72	REPAIR CONSTRUCTION	0.7	1.8	0.6	4.4	0.5	0.8	6.1	1.0
73	PIPELINE TRANSPORTATION	--	0.2	--	0.2	--	--	0.3	0.1
74	TRANSPORTATION & STORAGE	0.5	0.7	0.4	1.4	0.3	1.2	1.7	0.5
75	RADIO & TELEVISION BROADCASTING	--	--	--	--	--	--	--	--
76	TELEPHONE & TELEGRAPH	0.5	2.8	1.1	3.4	0.7	2.9	4.5	1.9
77	POSTAL SERVICES	0.1	0.6	0.5	0.7	0.4	1.1	0.5	0.6
78	ELECTRIC POWER	0.7	4.3	1.2	7.1	0.9	2.0	13.8	2.4
79	OTHER UTILITIES	0.1	0.5	0.1	0.7	0.1	0.2	1.0	0.6
80	WHOLESALE MARGINS	2.1	15.1	11.5	26.6	3.3	39.5	29.4	20.0
81	RETAIL MARGINS	0.1	0.2	0.1	0.6	0.5	6.9	3.6	0.5
82	IMPLIED RENT OWNER OCCUP. DWEL.	--	--	--	--	--	--	--	--
83	OTHER FINANCIALS, REAL ESTATE	4.6	9.9	5.2	17.0	5.6	21.2	22.3	7.9
84	BUSINESS SERVICES	2.3	4.1	1.8	5.1	1.6	4.2	4.5	2.9
85	EDUCATION SERVICES	--	--	--	--	--	--	--	--
86	HEALTH SERVICES	--	--	--	--	--	--	--	--
87	AMUSEMENT & RECREATION SERVICES	--	--	--	--	--	--	--	--
88	ACCOMMODATION & FOOD SERVICES	--	--	--	--	--	--	--	--
89	OTHER PERSONAL & MISC. SERVICES	0.3	0.9	4.1	2.9	0.5	1.3	4.4	0.8
90	TRANSPORTATION MARGINS	2.2	11.6	4.5	17.8	2.4	5.4	32.2	7.6
91	OPERATING, DEFICI. LAB. & FOOD	3.7	15.9	9.7	34.5	5.4	11.5	54.0	7.5
92	TRAVEL, ADVERTISING & PROMOTION	20.7	23.9	9.3	20.5	4.7	23.0	8.8	9.2
93	NON-COMPETING IMPORTS	--	20.5	0.1	53.4	0.1	--	--	--
94	UNALLOCATED IMPORTS & EXPORTS	--	--	--	--	--	--	--	--
95	INDIRECT TAXES	2.6	5.5	2.4	9.1	2.1	3.8	11.5	4.5
96	SUBSIDIES	--	--	--	--	--	--	--	--
97	WAGES & SALARIES	49.0	149.2	104.3	252.0	67.3	283.1	348.5	137.3
98	SUPPLEMENTARY LABOUR INCOME	2.0	5.4	4.3	10.6	2.3	7.3	14.9	5.3
99	NET INCOME, MISC. BUSINESS	--	0.4	0.9	2.0	0.8	7.3	11.7	6.6
100	OTHER OPERATING SURPLUS	51.4	70.4	19.3	143.6	22.9	57.6	121.0	37.9
	TOTAL	399.0	553.3	316.7	1072.6	258.5	937.8	1299.1	432.9

NOTE: DETAIL MAY NOT ADD DUE TO ROUNDING.

TABLE 24. USE (INPUT) MATRIX (AGGREGATION - M), 1963 (MILLIONS OF DOLLARS) - CONTINUED

NO.	COMMODITY AGGREGATION - M	PAPER & ALLIED INDUSTRIES	PRINTING & PUBLISHING	PRIMARY METAL INDUSTRIES	METAL FABRICATING INDUSTRIES	MACHINERY INDUSTRIES	TRANS. EQUIPMENT INDUSTRIES	ELECTRICAL PRODUCTS INDUSTRIES	NON-METAL MINERAL PROD. IND.
1	GRAINS
2	LIVE ANIMALS
3	OTHER AGRICULTURAL PRODUCTS	0.1
4	FORESTRY PRODUCTS	34.2	..	6.1	0.2
5	FISH LANDINGS
6	HUNTING & TRAPPING PRODUCTS
7	IRON ORES & CONCENTRATES	101.9	0.2
8	OTHER METAL ORES & CONCENTRATES	732.1	0.3	7.6
9	COAL	21.6	0.2	59.0	0.7	0.4	3.4	0.9	7.2
10	CRUDE MINERAL OILS
11	NATURAL GAS	2.5	0.1	3.0	1.2	0.2	0.5	0.2	2.8
12	NON-METALLIC MINERALS	15.4	..	13.8	1.1	2.3	0.5	0.6	51.8
13	SERVICES INCIDENTAL TO MINING
14	MEAT PRODUCTS
15	DAIRY PRODUCTS	0.3
16	FISH PRODUCTS
17	FRUITS & VEGETABLES PREPARATIONS
18	FEEDS
19	FLOUR, WHEAT MEAL & OTHER CEREALS	0.1
20	BREAKFAST CEREAL & BAKERY PROD.
21	SUGAR
22	MISC. FOOD PRODUCTS	5.7	0.1	0.3
23	SOFT DRINKS
24	ALCOHOLIC BEVERAGES
25	TOBACCO PROCESSED UNMANUFACTURED
26	CIGARETTES & TOBACCO MFG.
27	TIRES & TUBES	4.1	29.4
28	OTHER RUBBER PRODUCTS	0.2	..	1.2	2.1	7.0	14.8	20.1	0.8
29	PLASTIC FABRICATED PRODUCTS	10.6	0.3	..	3.1	0.4	2.5	11.7	1.2
30	LEATHER & LEATHER PRODUCTS	0.3
31	YARNS & MAN MADE FIBRES	0.7	0.3	0.4	0.8
32	FABRICS	1.7	4.3	..	0.1	0.2	13.7	2.2	1.4
33	OTHER TEXTILE PRODUCTS	17.2	0.1	0.1	0.7	0.2	29.3	0.3	0.1
34	HOSIERY & KNITTED WEAR
35	CLOTHING & ACCESSORIES
36	LUMBER & TIMBER	0.4	..	0.3	2.5	2.1	3.4	0.6	0.2
37	VENNER & PLYWOOD	0.2	1.4
38	OTHER WOOD FABRICATED MATERIALS	53.9	0.2	4.1	3.6	0.9	1.7	2.1	1.4
39	FURNITURE & FIXTURES	0.7	0.6	..	2.4	4.1	..
40	PULP	73.0
41	NEWSPRINT & OTHER PAPER STOCK	252.7	163.6	2.1	2.4	0.1	2.7	1.5	1.1
42	PAPER PRODUCTS	30.1	5.3	3.5	12.1	1.9	4.2	14.7	11.2
43	PRINTING & PUBLISHING	8.6	66.1	..	0.1	1.8	0.1
44	ADVERTISING PRINT MEDIA
45	IRON & STEEL PRODUCTS	0.3	..	160.7	380.9	90.8	136.1	52.0	4.9
46	ALUMINUM PRODUCTS	6.3	..	85.4	43.0	5.4	15.0	34.9	0.8
47	COPPER & COPPER ALLOY PRODUCTS	0.1	..	99.1	28.9	4.4	14.3	73.1	0.1
48	NICKEL PRODUCTS	8.1	3.3	0.5	4.4	3.5	..
49	OTHER NON FERROUS METAL PRODUCTS	1.6	4.1	120.3	16.2	5.9	15.4	14.8	3.1
50	BOILERS, TANKS & PLATES	6.9	5.0	1.6	2.5	..
51	FABRICATED STRUCTURAL METAL PROD.	0.5	..	4.0	89.8	14.3	12.2	3.8	0.4
52	OTHER METAL FABRICATED PRODUCTS	13.7	0.1	16.0	172.9	50.6	102.0	61.6	6.6
53	AGRICULTURAL MACHINERY	0.1	19.7
54	OTHER INDUSTRIAL MACHINERY	8.5	12.8	77.3	21.6	21.3	0.8
55	MOTOR VEHICLES	0.7	0.2	32.1	0.1	..
56	MOTOR VEHICLE PARTS	2.0	4.9	862.5	0.7	..
57	OTHER TRANSPORT EQUIPMENT	0.1	0.1	..	108.6
58	APPLIANCES & REFRIG. HOUSEHOLD	0.1	4.7	5.5	11.5	35.7	..
59	OTHER ELECTRICAL PRODUCTS	9.2	48.0	52.3	256.1	1.6
60	CEMENT & CONCRETE PRODUCTS	61.3
61	OTHER NON-METALLIC MINERAL PROD.	10.8	..	27.1	11.5	1.4	43.2	14.0	37.1
62	GASOLINE & FUEL OIL	19.1	1.3	15.2	3.5	1.6	2.8	1.8	9.1
63	OTHER PETROLEUM & COAL PROD.	11.7	0.7	30.2	1.8	0.8	3.1	1.2	3.7
64	INDUSTRIAL CHEMICALS	71.5	1.7	17.1	9.7	2.0	3.9	26.7	11.4
65	FERTILIZERS	0.3
66	PHARMACEUTICALS
67	OTHER CHEMICAL PRODUCTS	26.4	13.0	4.3	14.6	4.1	10.5	10.5	5.0
68	SCIENTIFIC EQUIPMENT	..	3.5	0.1	0.4	0.9	18.4	1.5	0.3
69	OTHER MANUFACTURED PRODUCTS	0.6	0.9	0.4	2.6	1.6	7.5	2.0	2.3
70	RESIDENTIAL CONSTRUCTION
71	NON-RESIDENTIAL CONSTRUCTION
72	REPAIR CONSTRUCTION	13.0	2.4	16.6	5.7	3.2	13.1	4.3	5.6
73	PIPELINE TRANSPORTATION	2.9	0.1	3.2	1.4	0.3	0.7	0.5	3.1
74	TRANSPORTATION & STORAGE	7.9	1.2	4.6	3.8	1.4	9.1	5.9	1.2
75	RADIO & TELEVISION BROADCASTING
76	TELEPHONE & TELEGRAPH	7.7	9.1	5.9	11.1	6.9	11.0	10.8	3.9
77	POSTAL SERVICES	1.2	10.8	0.7	1.5	1.1	1.5	1.5	0.5
78	ELECTRIC POWER	63.9	4.1	42.2	9.3	2.8	9.3	7.2	15.0
79	OTHER UTILITIES	5.9	0.5	5.7	2.6	0.6	1.6	1.1	4.9
80	WHOLESALE MARGINS	37.5	10.1	81.3	45.2	31.5	60.7	35.5	17.0
81	RETAIL MARGINS	1.2	1.0	0.9	1.1	0.4	1.3	0.8	1.5
82	IMPLIED RENT OWNER OCCUP. DWEL.
83	OTHER FINANCIALS, REAL ESTATE	29.5	22.7	15.6	21.0	23.1	21.9	32.5	11.7
84	BUSINESS SERVICES	13.0	13.1	15.6	15.1	8.6	33.8	13.6	5.1
85	EDUCATION SERVICES
86	HEALTH SERVICES
87	AMUSEMENT & RECREATION SERVICES
88	ACCOMMODATION & FOOD SERVICES
89	OTHER PERSONAL & MISC. SERVICES	9.2	4.7	5.7	6.8	2.1	6.0	4.1	9.2
90	TRANSPORTATION MARGINS	80.3	10.8	71.8	32.3	13.6	42.5	19.3	31.9
91	OPERATING OFFICE, LAB. & FOOD	81.6	19.1	85.8	60.1	29.6	95.3	42.6	62.8
92	TRAVEL, ADVERTISING & PROMOTION	22.8	43.7	12.8	36.7	25.9	53.0	49.7	14.4
93	NON-COMPETING IMPORTS	0.4	0.1	0.3
94	UNALLOCATED IMPORTS & EXPORTS
95	INDIRECT TAXES	41.9	10.6	30.8	17.2	13.0	35.5	16.6	15.5
96	SUBSIDIES	4.3
97	WAGES & SALARIES	540.5	379.2	530.0	556.4	311.5	630.8	494.0	220.0
98	SUPPLEMENTARY LABOUR INCOME	24.3	13.2	23.8	31.3	11.8	38.3	18.6	10.4
99	NET INCOME, UNINC. BUSINESS	0.6	10.2	0.7	6.7	0.8	1.4	0.3	2.6
100	OTHER OPERATING SURPLUS	491.7	117.1	365.6	231.6	164.6	270.1	206.1	157.2
	TOTAL	2488.2	949.1	2838.3	1943.4	1019.4	2925.7	1642.9	834.9

NOTE: DETAIL MAY NOT ADD DUE TO ROUNDING.

TABLE 24. USE (INPUT) MATRIX (AGGREGATION - M), 1963 (MILLIONS OF DOLLARS) - CONTINUED

NO	COMMODITY AGGREGATION - M	PETROLEUM & COAL PROD. IND	CHEMICAL & CHEMICAL PROD. IND	MISC. MANUFACTURING	CONSTR. INDUSTRY	TRANS. & STORAGE	COMMUNIC. CATION	ELEC. POWER GAS/OTHER UTILITIES	WHOLESALE TRADE
1	GRAINS	--	--	--	--	--	--	--	1.0
2	LIVE ANIMALS	--	0.6	--	--	--	--	--	--
3	OTHER AGRICULTURAL PRODUCTS	--	0.2	0.2	4.7	0.6	--	--	2.8
4	FORESTRY PRODUCTS	--	0.1	--	5.4	--	--	--	--
5	FISH LANDINGS	--	--	--	--	--	--	--	--
6	HUNTING & TRAPPING PRODUCTS	--	--	--	--	--	--	--	--
7	IRON ORES & CONCENTRATES	--	--	--	--	--	--	--	--
8	OTHER METAL ORES & CONCENTRATES	0.2	1.0	9.5	--	--	--	--	0.2
9	COAL	1.7	8.0	0.4	2.2	2.6	--	29.3	0.3
10	CRUDE MINERAL OILS	869.1	--	--	--	--	--	--	--
11	NATURAL GAS	0.6	2.9	0.1	--	2.7	--	1.5	0.9
12	NON-METALLIC MINERALS	1.2	22.9	0.6	45.0	1.3	--	--	--
13	SERVICES INCIDENTAL TO MINING	--	--	--	50.1	--	--	--	--
14	MEAT PRODUCTS	--	6.2	0.1	--	--	--	--	0.1
15	DAIRY PRODUCTS	--	0.7	--	--	--	--	--	3.8
16	FISH PRODUCTS	--	0.9	0.2	--	--	--	--	0.2
17	FRUITS & VEGETABLES PREPARATIONS	--	--	--	--	--	--	--	--
18	FEEDS	--	1.1	--	--	0.5	--	--	0.4
19	FLOUR, WHEAT, MEAL & OTHER CEREALS	--	0.4	--	--	--	--	--	0.6
20	BREAKFAST CEREAL & BAKERY PROD.	--	--	--	--	--	--	--	--
21	SUGAR	--	0.2	--	--	--	--	--	0.3
22	MISC. FOOD PRODUCTS	--	18.4	1.4	--	--	--	--	0.3
23	SOFT DRINKS	--	--	--	--	--	--	--	--
24	ALCOHOLIC BEVERAGES	--	--	--	--	--	--	--	--
25	TOBACCO PROCESSED UNMANUFACTURED	--	--	--	--	--	--	--	--
26	CIGARETTES & TOBACCO MFG.	--	--	--	--	--	--	--	--
27	TIRES & TUBES	--	--	0.3	13.3	18.7	--	--	--
28	OTHER RUBBER PRODUCTS	--	0.9	1.4	11.4	3.7	--	--	--
29	PLASTIC FABRICATED PRODUCTS	0.3	12.9	5.0	44.3	1.8	--	--	4.8
30	LEATHER & LEATHER PRODUCTS	--	--	2.3	0.3	0.1	--	--	0.1
31	YARNS & MAN MADE FIBRIS	--	2.0	3.6	16.4	--	--	--	0.5
32	FABRICS	--	1.0	8.3	6.1	1.3	--	--	0.9
33	OTHER TEXTILE PRODUCTS	--	3.3	3.3	19.7	3.6	0.8	--	6.4
34	HOSIERY & KNITTED WEAR	--	--	--	--	--	--	--	--
35	CLOTHING & ACCESSORIES	--	--	0.1	--	--	--	--	--
36	LUMBER & TIMBER	--	--	7.5	173.5	--	--	--	2.4
37	VENEER & PLYWOOD	--	--	1.0	109.3	--	--	--	0.4
38	OTHER WOOD FABRICATED MATERIALS	0.2	2.0	7.5	173.6	--	--	--	3.1
39	FURNITURE & FIXTURES	--	--	--	14.5	0.2	--	--	--
40	PULP	--	5.6	--	--	--	--	--	0.1
41	NEWSPRINT & OTHER PAPER STOCK	--	2.5	6.3	46.9	0.1	--	--	6.9
42	PAPER PRODUCTS	1.5	44.0	8.0	25.5	1.7	--	--	23.2
43	PRINTING & PUBLISHING	--	0.3	0.2	--	2.7	10.1	0.5	7.7
44	ADVERTISING/PRINT MEDIA	--	--	--	--	--	--	--	--
45	IRON & STEEL PRODUCTS	--	0.3	13.5	318.1	5.8	--	--	2.2
46	ALUMINUM PRODUCTS	--	0.8	8.3	1.9	0.1	--	--	--
47	COPPER & COPPER ALLOY PRODUCTS	--	1.5	9.3	28.2	1.1	--	--	0.1
48	NICKEL PRODUCTS	--	0.1	0.1	2.4	--	--	--	--
49	OTHER NON FERROUS METAL PRODUCTS	0.1	10.4	18.6	11.4	0.4	--	--	0.4
50	BOILERS, TANKS & PLATES	--	0.1	1.0	102.8	1.8	--	--	--
51	FABRICATED STRUCTURAL METAL PROD.	--	--	1.7	358.4	0.5	--	--	--
52	OTHER METAL FABRICATED PRODUCTS	8.4	28.7	25.8	379.3	1.4	--	--	15.7
53	AGRICULTURAL MACHINERY	--	--	--	--	--	--	--	--
54	OTHER INDUSTRIAL MACHINERY	--	0.2	0.8	141.6	1.1	--	--	--
55	MOTOR VEHICLES	--	--	--	--	--	--	--	--
56	MOTOR VEHICLE PARTS	--	--	0.1	16.2	36.6	--	--	--
57	OTHER TRANSPORT EQUIPMENT	--	--	--	--	49.4	--	--	--
58	APPLIANCES & RECEIVERS/HOUSEHOLD	--	0.1	0.7	5.7	--	0.1	--	--
59	OTHER ELECTRICAL PRODUCTS	--	--	5.3	325.1	7.7	33.3	--	0.1
60	CEMENT & CONCRETE PRODUCTS	--	--	0.1	339.5	--	--	--	--
61	OTHER NON METALLIC MINERAL PROD.	--	17.8	10.6	205.2	1.6	--	--	1.1
62	GASOLINE & FUEL OIL	0.2	5.5	0.9	80.9	146.4	1.8	8.3	42.7
63	OTHER PETROLEUM & COAL PROD.	16.3	58.6	1.1	51.2	9.6	0.3	0.3	1.9
64	INDUSTRIAL CHEMICALS	6.3	253.4	29.5	6.9	0.4	0.2	--	2.0
65	FERTILIZERS	--	18.8	--	--	--	--	--	0.1
66	PHARMACEUTICALS	--	13.3	--	0.3	--	--	--	--
67	OTHER CHEMICAL PRODUCTS	34.7	57.4	7.7	66.4	3.7	--	--	1.0
68	SCIENTIFIC EQUIPMENT	--	0.1	19.3	14.3	0.2	0.5	--	0.3
69	OTHER MANUFACTURED PRODUCTS	4.3	5.8	20.0	52.7	2.1	0.1	--	0.8
70	RESIDENTIAL CONSTRUCTION	--	--	--	--	--	--	--	--
71	NON RESIDENTIAL CONSTRUCTION	--	--	--	--	--	--	--	--
72	REPAIR CONSTRUCTION	30.2	11.9	1.6	3.6	158.7	43.0	59.7	5.0
73	PIPELINE TRANSPORTATION	100.1	3.8	0.2	0.2	3.4	--	1.6	1.2
74	TRANSPORTATION & STORAGE	2.5	5.1	0.9	50.4	264.0	66.8	1.0	117.2
75	RADIO & TELEVISION BROADCASTING	--	--	--	--	--	3.7	--	--
76	TELEPHONE & TELEGRAPH	1.3	8.0	4.0	8.1	43.6	18.7	2.5	39.0
77	POSTAL SERVICES	0.4	2.7	1.5	1.1	2.2	8.3	1.8	21.3
78	ELECTRIC POWER	8.6	24.1	2.7	3.8	16.7	2.7	19.0	17.3
79	OTHER UTILITIES	1.2	7.7	0.4	0.2	1.9	0.2	4.3	2.4
80	WHOLESALE MARGINS	3.6	42.6	21.0	395.9	67.8	2.5	3.6	36.8
81	RETAIL MARGINS	--	1.6	0.3	55.2	29.4	4.3	0.9	8.5
82	IMPLIED RENT OWNER OCPI, DWEL.	--	--	--	--	--	--	--	--
83	OTHER FINANCIALS, REAL ESTATE	16.6	27.8	16.9	90.7	84.8	25.1	30.1	152.3
84	BUSINESS SERVICES	5.1	21.9	4.8	153.7	18.9	6.1	5.8	49.8
85	EDUCATION SERVICES	--	--	--	--	--	--	--	--
86	HEALTH SERVICES	--	--	--	--	--	--	--	--
87	AMUSEMENT & RECREATION SERVICES	--	--	--	--	--	32.6	--	--
88	ACCOMMODATION & FOOD SERVICES	--	--	--	--	8.3	--	--	--
89	OTHER PERSONAL & MISC. SERVICES	1.7	9.3	1.7	110.8	50.0	3.3	5.5	32.0
90	TRANSPORTATION MARGINS	4.8	41.9	10.2	165.5	14.9	0.9	5.7	6.5
91	OPERATING OFFICE, LAB & FOOD	21.3	49.8	21.4	151.5	192.3	37.7	15.1	126.0
92	TRAVEL, ADVERTISING & PROMOTION	18.5	125.8	35.6	31.7	39.9	12.0	6.1	185.3
93	NON-COMPUTING IMPORTS	--	0.8	1.1	--	--	--	--	--
94	UNALLOCATED IMPORTS & EXPORTS	--	--	--	--	--	--	--	--
95	INDIRECT TAXES	8.6	24.6	7.1	304.0	190.4	38.1	36.7	81.3
96	SUBSIDIES	--	--	--	--	-104.3	-75.0	-1.6	-47.7
97	WAGES & SALARIES	76.6	360.6	209.5	2279.4	1415.2	548.8	238.8	1322.3
98	SUPPLEMENTARY LABOUR INCOME	7.7	15.1	9.8	98.1	104.9	37.4	11.6	40.8
99	NET INCOME/INCOME BUSINESS	3.0	0.8	7.0	308.0	97.9	--	--	172.0
100	OTHER OPERATING SURPLUS	147.2	327.6	73.6	320.0	852.8	422.7	682.9	489.8
	TOTAL	1494.3	1724.9	673.1	7756.5	3865.5	1287.3	1171.2	2996.0

NOTE: DETAIL MAY NOT ADD DUE TO ROUNDING.

TABLE 24. USE (INPUT) MATRIX (AGGREGATION - M). 1963 (MILLIONS OF DOLLARS) - CONTINUED

NO.	COMMODITY AGGREGATION - M	RETAIL TRADE	OWNER OCCUPIED DWELLINGS	FINANCE, INS. & REAL ESTATE	EDUCATION & HEALTH SERVICES	AMUSEMENT/ RECREATION SERVICES	SERVICE TO BUSINESS MANAGEMENT	ACCOMMODATION/FOOD SERVICES	PERSONAL & MISC. SERVICES
1	GRAINS
2	LIVE ANIMALS	202.2
3	OTHER AGRICULTURAL PRODUCTS	0.1	..	39.5	1.1
4	FORESTRY PRODUCTS
5	FISH LANDINGS	6.6	..
6	HUNTING & TRAPPING PRODUCTS
7	IRON ORES & CONCENTRATES
8	OTHER METAL ORES & CONCENTRATES	0.4
9	COAL	0.6
10	CRUDE MINERAL OILS
11	NATURAL GAS	7.3	..	3.0	0.3	0.6	..
12	NON-METALLIC MINERALS	0.3	..
13	SERVICES INCIDENTAL TO MINING
14	MEAT PRODUCTS	5.9	215.4	..
15	DAIRY PRODUCTS	53.6	..
16	FISH PRODUCTS	29.9	..
17	FRUITS & VEGETABLES PREPARATIONS	27.4	..
18	FEEDS	0.1
19	FLOUR, WHEAT, MEAL & OTHER CEREALS	3.1	..
20	BREAKFAST CEREAL & BAKERY PROD.	31.4	..
21	SUGAR	6.2	..
22	MISC. FOOD PRODUCTS	15.5	1.7
23	SOFT DRINKS	9.0	..
24	ALCOHOLIC BEVERAGES
25	TOBACCO PROCESSED UNMANUFACTURED
26	CIGARETTES & TOBACCO MFG.
27	TIRES & TUBES	2.2
28	OTHER RUBBER PRODUCTS	2.7	0.2	1.8
29	PLASTIC FABRICATED PRODUCTS	0.8	..
30	LEATHER & LEATHER PRODUCTS	0.3	1.7
31	YARNS & MAN MADE FIBRES	1.4
32	FABRICS	0.7	0.2	0.3	..	2.3	8.6
33	OTHER TEXTILE PRODUCTS	0.7	6.0	0.1	0.1	14.0	0.7
34	HOSIERY & KNITTED WEAR
35	CLOTHING & ACCESSORIES	16.1	1.1	..
36	LUMBER & TIMBER	0.1
37	VENEER & PLYWOOD
38	OTHER WOOD FABRICATED MATERIALS	5.6	0.3	13.0
39	FURNITURE & FIXTURES	0.6	..
40	PULP
41	NEWSPRINT & OTHER PAPER STOCK	8.1	0.1	..	1.3	..	0.3
42	PAPER PRODUCTS	63.6	0.3	28.3	2.3
43	PRINTING & PUBLISHING	4.8	..	10.6	2.2	0.5	1.6
44	ADVERTISING, PRINT MEDIA
45	IRON & STEEL PRODUCTS
46	ALUMINUM PRODUCTS
47	COPPER & COPPER ALLOY PRODUCTS
48	NICKEL PRODUCTS
49	OTHER NON FERROUS METAL PRODUCTS	2.1
50	BOILERS, TANKS & PLATES
51	FABRICATED STRUCTURAL METAL PROD.
52	OTHER METAL FABRICATED PRODUCTS	13.0	0.9	..	0.2	2.1
53	AGRICULTURAL MACHINERY
54	OTHER INDUSTRIAL MACHINERY	0.1	..
55	MOTOR VEHICLES
56	MOTOR VEHICLE PARTS
57	OTHER TRANSPORT EQUIPMENT
58	APPLIANCES & RECEIVERS, HOUSEHOLD	0.3
59	OTHER ELECTRICAL PRODUCTS	0.1
60	CEMENT & CONCRETE PRODUCTS
61	OTHER NON-METALLIC MINERAL PROD.	0.9	0.2	3.7	..
62	GASOLINE & FUEL OIL	31.5	..	9.0	4.4	1.0	3.0	9.0	6.5
63	OTHER PETROLEUM & COAL PROD.	1.6	..	0.1	0.6	0.1	0.3	0.5	1.5
64	INDUSTRIAL CHEMICALS	3.2	1.4	0.1	..	0.1	6.8
65	FERTILIZERS	0.1	..
66	PHARMACEUTICALS	15.3
67	OTHER CHEMICAL PRODUCTS	0.2	..	0.2	0.8	33.3
68	SCIENTIFIC EQUIPMENT	0.3	16.0	2.6	0.8	..	6.6
69	OTHER MANUFACTURED PRODUCTS	4.1	4.0	5.7	0.3	1.6	1.7
70	RESIDENTIAL CONSTRUCTION
71	NON-RESIDENTIAL CONSTRUCTION
72	REPAIR CONSTRUCTION	28.1	423.0	188.9	0.4	2.6	..	9.3	1.1
73	PIPELINE TRANSPORTATION	6.6	..	3.4	0.3	0.6	0.1
74	TRANSPORTATION & STORAGE	42.7	..	0.2	1.7	1.6	1.4	4.3	2.4
75	RADIO & TELEVISION BROADCASTING
76	TELEPHONE & TELEGRAPH	52.8	..	60.0	26.7	2.5	18.9	10.0	4.9
77	POSTAL SERVICES	58.5	..	28.4	6.3	0.2	4.6	0.3	0.6
78	ELECTRIC POWER	69.4	..	17.9	2.5	5.0	2.1	6.9	6.1
79	OTHER UTILITIES	13.8	..	10.7	0.9	0.1	0.1	2.0	0.3
80	WHOLESALE MARGINS	24.2	..	3.2	6.2	1.2	1.5	30.5	10.7
81	RETAIL MARGINS	8.9	..	1.7	1.4	0.2	1.3	18.4	1.6
82	IMPUTED RENT OWNER OCCUPD DWEL.
83	OTHER FINANCE, INS. REAL ESTATE	346.1	18.2	444.6	35.4	39.9	45.6	63.5	37.5
84	BUSINESS SERVICES	32.5	..	99.7	10.6	3.2	42.9	6.9	4.2
85	EDUCATION SERVICES
86	HEALTH SERVICES	0.7
87	AMUSEMENT & RECREATION SERVICES	26.7	1.3	10.9	..
88	ACCOMMODATION & FOOD SERVICES	1.4	..
89	OTHER PERSONAL & MISC. SERVICES	28.4	..	29.2	22.5	7.5	15.0	15.1	11.6
90	TRANSPORTATION MARGINS	9.3	..	0.9	1.7	0.3	0.4	12.7	3.4
91	OPERATING, OFFICE, LAB & FOOD	235.0	..	229.1	58.6	31.3	62.3	74.2	52.0
92	TRAVEL, ADVERTISING & PROMOTION	153.7	..	152.9	9.7	19.9	50.7	19.9	10.4
93	NON-COMPETING IMPORTS	3.3	3.9	..
94	UNALLOCATED IMPORTS & EXPORTS
95	INDIRECT TAXES	124.4	707.2	568.5	11.2	14.6	13.6	55.5	21.3
96	SUBSIDIES	..	-16.5	-6.9	-0.2	..
97	WAGES & SALARIES	1875.6	..	1129.3	148.6	65.9	435.1	547.4	233.3
98	SUPPLEMENTARY LABOUR INCOME	58.4	..	65.3	4.9	1.8	14.7	12.8	6.7
99	NET INCOME, UNINC. BUSINESS	518.0	730.1	512.9	401.0	33.1	304.6	212.0	146.3
100	OTHER OPERATING SURPLUS	638.8	948.7	1241.1	31.1	13.5	133.4	196.6	70.7
	TOTAL	4782.9	2810.7	4804.2	836.0	303.4	1157.5	1816.5	718.8

NOTE: DETAIL MAY NOT ADD DUE TO ROUNDING

TABLE 24. USE (INPUT) MATRIX (AGGREGATION - M). 1963 (MILLIONS OF DOLLARS) - CONCLUDED

COMMODITY AGGREGATION - M	TRANS. MARGINS	OPERATING OFFICE LAB & FOOD	TRAVEL PROMOTION ADVTG.	TOTAL INDUSTRIES
1 GRAINS	--	--	--	310.4
2 LIVE ANIMALS	--	1.1	--	1021.1
3 OTHER AGRICULTURAL PRODUCTS	--	25.9	--	938.7
4 FORESTRY PRODUCTS	--	--	--	820.8
5 FISH LANDINGS	--	0.9	--	100.0
6 HUNTING & TRAPPING PRODUCTS	--	--	--	14.6
7 IRON ORES & CONCENTRATES	--	--	--	102.3
8 OTHER METAL ORES & CONCENTRATES	--	--	--	758.6
9 COAL	--	--	--	149.3
10 CRUDE MINERAL OILS	--	--	--	869.1
11 NATURAL GAS	--	--	--	34.2
12 NON-METALLIC MINERALS	--	0.2	--	174.3
13 SERVICES INCIDENTAL TO MINING	--	--	--	129.6
14 MEAT PRODUCTS	--	57.7	--	575.1
15 DAIRY PRODUCTS	--	35.0	--	218.5
16 FISH PRODUCTS	--	2.7	--	55.0
17 FRUITS & VEGETABLES PREPARATIONS	--	16.9	--	92.6
18 FEEDS	--	--	--	387.4
19 FLOUR WHEAT MEAL & OTHER CEREALS	--	2.4	--	97.4
20 BREAKFAST CEREAL & BAKERY PROD.	--	20.8	--	53.7
21 SUGAR	--	3.4	--	113.0
22 MISC. FOOD PRODUCTS	--	12.1	--	258.6
23 SOFT DRINKS	--	8.5	--	38.6
24 ALCOHOLIC BEVERAGES	--	--	23.2	32.4
25 TOBACCO PROCESSED UNMANUFACTURED	--	--	--	83.4
26 CIGARETTES & TOBACCO MFG.	--	--	--	0.5
27 TIRES & TUBES	--	55.1	1.4	132.5
28 OTHER RUBBER PRODUCTS	--	16.3	0.4	121.8
29 PLASTIC FABRICATED PRODUCTS	--	29.6	1.6	174.4
30 LEATHER & LEATHER PRODUCTS	--	4.8	--	84.0
31 YARNS & MAN MADE FIBRES	--	--	--	304.5
32 FABRICS	--	--	--	575.3
33 OTHER TEXTILE PRODUCTS	--	23.1	--	241.1
34 HOSIERY & KNITTED WEAR	--	--	--	5.1
35 CLOTHING & ACCESSORIES	--	7.9	--	96.0
36 LUMBER & TIMBER	--	1.5	--	299.8
37 VENEER & PLYWOOD	--	--	--	150.5
38 OTHER WOOD FABRICATED MATERIALS	--	0.1	--	346.2
39 FURNITURE & FIXTURES	--	--	--	34.8
40 PULP	--	--	--	86.8
41 NEWSPRINT & OTHER PAPER STOCK	--	5.8	--	540.9
42 PAPER PRODUCTS	--	132.4	--	665.0
43 PRINTING & PUBLISHING	--	230.7	152.8	509.0
44 ADVERTISING PRINT MEDIA	--	--	279.8	279.8
45 IRON & STEEL PRODUCTS	--	5.1	--	1199.5
46 ALUMINUM PRODUCTS	--	--	--	203.8
47 COPPER & COPPER ALLOY PRODUCTS	--	0.7	--	261.7
48 NICKEL PRODUCTS	--	--	--	22.3
49 OTHER NON-FERROUS METAL PRODUCTS	--	6.6	--	234.5
50 BOILERS, TANKS & PLATES	--	1.6	--	123.3
51 FABRICATED STRUCTURAL METAL PROD.	--	--	--	488.1
52 OTHER METAL FABRICATED PRODUCTS	--	203.2	--	1269.4
53 AGRICULTURAL MACHINERY	--	1.2	--	59.2
54 OTHER INDUSTRIAL MACHINERY	--	386.6	--	707.7
55 MOTOR VEHICLES	--	--	--	33.2
56 MOTOR VEHICLE PARTS	--	136.2	13.7	1073.1
57 OTHER TRANSPORT EQUIPMENT	--	0.6	--	169
58 APPLIANCES & RECEIVERS HOUSEHOLD	--	2.9	--	67.7
59 OTHER ELECTRICAL PRODUCTS	--	127.6	2.1	877.3
60 CEMENT & CONCRETE PRODUCTS	--	--	--	401.0
61 OTHER NON-METALLIC MINERAL PROD.	--	14.8	--	457.3
62 GASOLINE & FUEL OIL	--	--	34.0	616.9
63 OTHER PETROLEUM & COAL PROD.	--	3.2	2.5	245.8
64 INDUSTRIAL CHEMICALS	--	45.6	--	732.9
65 FERTILIZERS	--	3.8	--	83.9
66 PHARMACEUTICALS	--	6.9	--	53.0
67 OTHER CHEMICAL PRODUCTS	--	124.2	1.1	553.6
68 SCIENTIFIC EQUIPMENT	--	67.7	--	153.9
69 OTHER MANUFACTURED PRODUCTS	--	28.9	28.8	227.2
70 RESIDENTIAL CONSTRUCTION	--	--	--	--
71 NON-RESIDENTIAL CONSTRUCTION	--	--	--	--
72 REPAIR CONSTRUCTION	--	--	--	1185.5
73 PIPELINE TRANSPORTATION	--	--	--	138.9
74 TRANSPORTATION & STORAGE	1747.9	--	221.1	2720.9
75 RADIO & TELEVISION BROADCASTING	--	--	124.6	128.3
76 TELEPHONE & TELEGRAPH	--	--	--	418.1
77 POSTAL SERVICES	--	--	--	166.6
78 ELECTRIC POWER	--	--	--	496.0
79 OTHER UTILITIES	--	--	--	84.7
80 WHOLESALE MARGINS	--	371.9	25.6	1717.9
81 RETAIL MARGINS	--	123.7	28.4	337.1
82 IMPUTED RENT OWNER OCPD DWEL.	--	--	--	--
83 OTHER FINANCIALS REAL ESTATE	--	--	--	2236.9
84 BUSINESS SERVICES	--	--	153.3	867.8
85 EDUCATION SERVICES	--	--	--	--
86 HEALTH SERVICES	--	--	--	0.7
87 AMUSEMENT & RECREATION SERVICES	--	--	11.6	83.2
88 ACCOMMODATION & FOOD SERVICES	--	--	331.8	341.5
89 OTHER PERSONAL & MISC. SERVICES	--	447.3	37.6	951.0
90 TRANSPORTATION MARGINS	--	75.5	9.0	961.0
91 OPERATING OFFICE LAB & FOOD	--	--	--	2509.2
92 TRAVEL ADVERTISING & PROMOTION	--	--	--	1496.2
93 NON-COMPETING IMPORTS	--	2.4	--	309.5
94 UNALLOCATED IMPORTS & EXPORTS	--	77.1	58.5	135.6
95 INDIRECT TAXES	--	198.1	168.2	3032.8
96 SUBSIDIES	--	--	--	-400.8
97 WAGES & SALARIES	--	--	--	17950.4
98 SUPPLEMENTARY LABOUR INCOME	--	--	--	800.3
99 NET INCOME UNINC. BUSINESS	--	--	--	5159.6
100 OTHER OPERATING SURPLUS	--	--	--	11494.1
TOTAL	1747.9	3098.6	1651.3	77714.8

NOTE: DETAIL MAY NOT ADD DUE TO ROUNDING.

TABLE 25. FINAL DEMAND MATRIX (AGGREGATION - M), 1963 (MILLIONS OF DOLLARS)

NO.	COMMODITY AGGREGATION - M	CONS. EXP. DURABLE	CONS. EXP. SEMI DURABLE	CONS. EXP. NON DURABLE	CONS. EXP. SERVICES	CONS. TRICITION, BUSINESS	CONS. TRICITION, GOVERNMENT	MACHINERY, EQUIPMENT BUSINESS	MACHINERY, EQUIPMENT GOVERNMENT
1	GRAINS
2	LIVE ANIMALS	6.7	72.4
3	OTHER AGRICULTURAL PRODUCTS	475.3	7.1
4	FORESTRY PRODUCTS	28.7
5	FISH LANDINGS	8.2
6	HUNTING & TRAPPING PRODUCTS
7	IRON ORES & CONCENTRATES
8	OTHER METAL ORES & CONCENTRATES
9	COAL	25.7	0.7
10	CRUDE MINERAL OILS
11	NATURAL GAS	34.4	4.1
12	NON-METALLIC MINERALS	1.9	3.8
13	SERVICES INCIDENTAL TO MINING	85.2
14	MEAT PRODUCTS	1120.2
15	DAIRY PRODUCTS	735.5
16	FISH PRODUCTS	50.6
17	FRUITS & VEGETABLES PREPARATIONS	399.8
18	FEEDS	27.8
19	FLOUR WHEAT MEAL & OTHER CEREALS	41.9
20	BREAKFAST CEREAL & BAKERY PROD.	491.8
21	SUGAR	90.4
22	MISC. FOOD PRODUCTS	502.5
23	SOFT DRINKS	168.5
24	ALCOHOLIC BEVERAGES	404.2
25	TOBACCO PROCESSED UNMANUFACTURED
26	CIGARETTES & TOBACCO MFG.	245.0
27	TIRES & TUBES	61.3	0.6	..
28	OTHER RUBBER PRODUCTS	3.5	48.0	1.5	3.9	1.1
29	PLASTIC FABRICATED PRODUCTS	1.2	20.5	4.3
30	LEATHER & LEATHER PRODUCTS	265.9
31	YARNS & MAN MADE FIBRES	22.2
32	FABRICS	86.3
33	OTHER TEXTILE PRODUCTS	64.1	85.5	20.4	3.6	0.4
34	HOSIERY & KNITTED WEAR	229.4
35	CLOTHING & ACCESSORIES	889.4
36	LUMBER & TIMBER	6.9
37	VENEER & PLYWOOD	5.5
38	OTHER WOOD FABRICATED MATERIALS	11.1	2.5	0.4	4.8	0.1
39	FURNITURE & FIXTURES	282.6	13.0	68.7	20.0
40	PULP
41	NEWSPRINT & OTHER PAPER STOCK	2.7	1.0
42	PAPER PRODUCTS	11.2	85.9
43	PRINTING & PUBLISHING	237.6	..	10.1	0.5	..
44	ADVERTISING, PRINT MEDIA
45	IRON & STEEL PRODUCTS
46	ALUMINUM PRODUCTS
47	COPPER & COPPER ALLOY PRODUCTS
48	NICKEL PRODUCTS
49	OTHER NON-FERROUS METAL PRODUCTS	3.0	-36.0	..
50	BOILERS, TANKS & PLATES	25.1	0.8
51	FABRICATED STRUCTURAL METAL PROD.	1.3	1.0	0.5
52	OTHER METAL FABRICATED PRODUCTS	14.6	63.9	8.3	47.8	6.5
53	AGRICULTURAL MACHINERY	3.5	283.5	1.5
54	OTHER INDUSTRIAL MACHINERY	15.9	12.8	740.1	27.1
55	MOTOR VEHICLES	1114.8	4.4	..	331.1	31.0
56	MOTOR VEHICLE PARTS	82.0	24.9	1.1
57	OTHER TRANSPORT EQUIPMENT	36.1	183.1	40.5
58	APPLIANCES & RECEIVERS, HOUSEHOLD	405.3	52.2	3.5
59	OTHER ELECTRICAL PRODUCTS	24.3	34.0	409.3	10.7
60	CEMENT & CONCRETE PRODUCTS	2.1
61	OTHER NON-METALLIC MINERAL PROD.	50.1	10.2	0.1
62	GASOLINE & FUEL OIL	587.8	5.6
63	OTHER PETROLEUM & COAL PROD.	0.6	25.1	0.1
64	INDUSTRIAL CHEMICALS	0.5	0.1	1.2
65	FERTILIZERS	1.6
66	PHARMACEUTICALS	119.8
67	OTHER CHEMICAL PRODUCTS	5.7	55.0	221.4
68	SCIENTIFIC EQUIPMENT	35.0	24.4	25.9	58.2	35.7
69	OTHER MANUFACTURED PRODUCTS	169.9	108.1	10.9	5.3	9.1	2.7
70	RESIDENTIAL CONSTRUCTION	1644.4	7.0
71	NON-RESIDENTIAL CONSTRUCTION	2636.6	1757.4
72	REPAIR CONSTRUCTION	15.0
73	PIPELINE TRANSPORTATION	31.7	0.3
74	TRANSPORTATION & STORAGE	515.3
75	RADIO & TELEVISION BROADCASTING	9.2
76	TELEPHONE & TELEGRAPH	349.1
77	POSTAL SERVICES	49.1
78	ELECTRIC POWER	393.4	5.7
79	OTHER UTILITIES	88.5	129.0
80	WHOLESALE MARGINS	273.4	190.3	534.1	2.9	0.6	..	308.0	12.8
81	RETAIL MARGINS	767.6	1104.2	1582.6	4.7	0.4	..	66.9	4.5
82	IMPLIED RENT OWNER OCPD, DWEL.	2810.7
83	OTHER FINANCE INS. REAL ESTATE	2496.7	352.0
84	BUSINESS SERVICES	122.5
85	EDUCATION SERVICES	118.4
86	HEALTH SERVICES	848.8
87	AMUSEMENT & RECREATION SERVICES	217.5
88	ACCOMMODATION & FOOD SERVICES	1592.9
89	OTHER PERSONAL & MISC. SERVICES	332.9	54.7	..	635.0
90	TRANSPORTATION MARGINS	45.0	77.2	163.4	0.9	0.1	..	59.6	3.8
91	OPERATING, OFFICE, LAB. & FOOD	64.2
92	TRAVEL, ADVERTISING & PROMOTION	26.2
93	NON-COMPETING IMPORTS	93.6
94	UNALLOCATED IMPORTS & EXPORTS	-39.0
95	INDIRECT TAXES	393.7	314.3	1468.5	67.7	0.5	..	195.1	15.5
96	SUBSIDIES
97	WAGES & SALARIES	671.2
98	SUPPLEMENTARY LABOUR INCOME	13.9
99	NET INCOME, UNINC. BUSINESS
100	OTHER OPERATING SURPLUS	48.8
	TOTAL	4094.1	4031.6	10398.1	10809.8	4724.2	1764.4	2851.3	228.0

NOTE: DETAIL MAY NOT ADD DUE TO ROUNDING.

TABLE 25. FINAL DEMAND MATRIX (AGGREGATION - M), 1963 (MILLIONS OF DOLLARS) - CONCLUDED

NO.	COMMODITY AGGREGATION - M	INVENTORIES	DOMESTIC EXPORTS	RE-EXPORTS	IMPORTS	GOVT GROSS CURRENT EXPEND.	GOVT SALE OF GOOD & SERVICES	FINAL EXPEND. ON GDP
1	GRAINS.....	229.8	748.6	0.2	30.4	--	-0.4	947.8
2	LIVE ANIMALS.....	64.7	40.8	0.4	11.8	--	-0.5	172.7
3	OTHER AGRICULTURAL PRODUCTS.....	-2.5	126.5	1.1	-220.8	4.9	-3.4	388.3
4	FORESTRY PRODUCTS.....	0.8	41.7	1.8	-20.4	--	--	52.5
5	FISH LANDINGS.....	0.1	36.5	0.6	-12.0	--	-0.1	33.3
6	HUNTING & TRAPPING PRODUCTS.....	2.7	10.8	0.8	-16.7	--	--	-2.4
7	IRON ORES & CONCENTRATES.....	34.5	219.3	0.1	-69.8	--	--	184.1
8	OTHER METAL ORES & CONCENTRATES.....	-27.9	366.7	0.3	-100.3	--	--	238.8
9	COAL.....	6.4	9.0	--	-148.3	8.5	--	-97.9
10	CRUDE MINERAL OILS.....	-4.2	234.0	--	-421.8	--	--	-192.1
11	NATURAL GAS.....	0.3	43.0	--	-2.6	3.2	--	82.5
12	NON-METALLIC MINERALS.....	16.3	167.9	2.9	-62.4	12.9	--	143.2
13	SERVICES INCIDENTAL TO MINING.....	--	--	--	--	--	--	85.2
14	MEAT PRODUCTS.....	11.5	73.3	2.8	-98.2	--	--	1109.5
15	DAIRY PRODUCTS.....	-6.0	28.1	--	-12.5	--	--	745.1
16	FISH PRODUCTS.....	3.4	121.7	0.2	-16.7	--	--	159.2
17	FRUITS & VEGETABLES PREPARATIONS.....	-1.7	19.7	0.7	-123.7	--	--	294.8
18	FEEDS.....	2.8	40.8	--	-26.4	--	--	44.9
19	FLOUR, WHEAT MEAL & OTHER CEREALS.....	0.7	63.9	--	-6.4	--	--	100.1
20	BREAKFAST CEREAL & BAKERY PROD.....	3.6	5.5	--	-8.7	--	--	492.2
21	SUGAR.....	4.8	8.8	--	-2.2	--	--	101.7
22	MISC. FOOD PRODUCTS.....	9.0	29.1	3.3	-141.8	--	--	402.0
23	SOFT DRINKS.....	3.2	0.1	--	-3.1	--	--	168.6
24	ALCOHOLIC BEVERAGES.....	-1.7	92.4	0.1	-49.4	--	--	445.5
25	TOBACCO PROCESSED UNMANUFACTURED.....	0.8	28.4	0.2	-5.9	--	--	23.5
26	CIGARETTES & TOBACCO MFG.....	6.6	0.4	--	-6.4	--	--	245.7
27	TIRES & TUBES.....	2.1	9.9	0.2	-14.5	--	--	59.6
28	OTHER RUBBER PRODUCTS.....	3.2	4.3	0.3	-48.0	--	--	17.9
29	PLASTIC FABRICATED PRODUCTS.....	-0.9	8.2	0.6	-52.0	--	--	-18.2
30	LEATHER & LEATHER PRODUCTS.....	-3.9	13.9	0.4	-47.5	--	--	228.9
31	YARNS & MAN MADE FIBRES.....	11.9	27.2	1.2	-96.0	--	--	-33.5
32	FABRICS.....	38.1	13.8	1.7	-248.9	0.2	--	-108.9
33	OTHER TEXTILE PRODUCTS.....	9.7	12.9	0.9	-105.7	12.2	-0.1	104.0
34	HOSIERY & KNITTED WEAR.....	3.1	2.5	0.3	-28.5	0.2	--	206.9
35	CLOTHING & ACCESSORIES.....	30.5	16.1	0.7	-74.3	4.9	-0.2	867.2
36	LUMBER & TIMBER.....	-1.3	426.9	0.1	-36.5	--	-0.1	395.9
37	VEENEER & PLYWOOD.....	1.3	50.3	0.4	-18.1	--	--	39.4
38	OTHER WOOD FABRICATED MATERIALS.....	-1.8	51.3	0.8	-14.5	--	--	54.6
39	FURNITURE & FIXTURES.....	3.6	4.2	0.3	-28.8	2.5	--	366.1
40	PULP.....	3.1	400.3	--	-13.0	--	--	390.4
41	NEWSPRINT & OTHER PAPER STOCK.....	18.7	773.5	0.1	-35.6	--	--	760.5
42	PAPER PRODUCTS.....	5.3	17.5	1.1	-48.8	--	--	72.2
43	PRINTING & PUBLISHING.....	-5.5	8.0	2.3	-139.3	20.9	-2.8	131.7
44	ADVERTISING, PRINT MEDIA.....	--	--	--	--	--	-0.1	-0.1
45	IRON & STEEL PRODUCTS.....	3.4	156.9	1.0	-161.7	--	--	-0.4
46	ALUMINUM PRODUCTS.....	-14.2	293.7	0.1	-30.2	--	--	249.6
47	COPPER & COPPER ALLOY PRODUCTS.....	-6.0	171.3	0.1	-11.8	0.5	--	154.1
48	NICKEL PRODUCTS.....	9.0	305.2	12.5	-22.1	0.8	--	305.3
49	OTHER NON-FERROUS METAL PRODUCTS.....	5.6	160.7	14.8	-98.8	15.9	--	65.1
50	BOILERS, TANKS & PLATES.....	-0.9	7.0	0.3	-11.0	--	--	21.4
51	FABRICATED STRUCTURAL METAL PROD.....	2.1	12.2	0.4	-56.8	--	--	-39.3
52	OTHER METAL FABRICATED PRODUCTS.....	-6.5	42.9	7.4	-271.8	15.7	-0.8	-72.0
53	AGRICULTURAL MACHINERY.....	26.7	111.0	5.7	-317.9	--	--	114.1
54	OTHER INDUSTRIAL MACHINERY.....	59.6	85.0	22.5	-873.1	7.7	-0.1	97.4
55	MOTOR VEHICLES.....	107.4	37.3	2.1	-142.8	14.6	--	1499.9
56	MOTOR VEHICLE PARTS.....	-9.0	48.4	6.9	-615.0	--	--	-60.6
57	OTHER TRANSPORT EQUIPMENT.....	2.4	188.5	33.9	-216.5	232.2	--	500.2
58	APPLIANCES & RECEIVERS/HOUSEHOLD.....	22.1	18.0	1.1	-136.3	--	--	365.8
59	OTHER ELECTRICAL PRODUCTS.....	4.8	97.4	12.9	-365.7	42.3	--	269.9
60	CEMENT & CONCRETE PRODUCTS.....	--	4.4	--	-2.9	--	--	3.6
61	OTHER NON-METALLIC MINERAL PROD.....	10.0	35.2	0.6	-164.8	--	--	-58.5
62	GASOLINE & FUEL OIL.....	19.4	7.1	0.1	-105.2	60.9	-0.4	575.4
63	OTHER PETROLEUM & COAL PROD.....	3.4	12.9	0.1	-56.7	3.0	--	-11.5
64	INDUSTRIAL CHEMICALS.....	10.2	159.6	1.7	-228.1	16.5	-0.1	-38.4
65	FERTILIZERS.....	0.1	23.3	--	-17.5	--	--	7.5
66	PHARMACEUTICALS.....	2.5	11.1	2.3	-36.8	38.0	--	136.9
67	OTHER CHEMICAL PRODUCTS.....	7.3	28.7	2.5	-169.5	14.6	--	165.8
68	SCIENTIFIC EQUIPMENT.....	11.3	71.9	10.7	-210.9	42.8	--	105.1
69	OTHER MANUFACTURED PRODUCTS.....	0.9	18.3	3.4	-148.2	--	-0.1	180.4
70	RESIDENTIAL CONSTRUCTION.....	--	--	--	--	1.0	--	1652.4
71	NON-RESIDENTIAL CONSTRUCTION.....	--	--	--	--	24.1	--	4418.1
72	REPAIR CONSTRUCTION.....	--	--	--	--	398.0	--	413.0
73	PIPELINE TRANSPORTATION.....	--	105.3	--	-32.0	3.5	--	168.8
74	TRANSPORTATION & STORAGE.....	--	316.5	--	-63.0	85.1	-16.1	837.9
75	RADIO & TELEVISION BROADCASTING.....	--	8.2	--	-3.6	--	--	13.8
76	TELEPHONE & TELEGRAPH.....	--	--	--	--	53.7	--	402.8
77	POSTAL SERVICES.....	--	4.2	--	-4.5	17.0	--	65.9
78	ELECTRIC POWER.....	--	16.0	--	-11.4	84.6	-1.1	487.2
79	OTHER UTILITIES.....	--	--	--	--	20.9	-143.4	95.0
80	WHOLESALE MARGINS.....	--	164.0	8.1	-7.4	40.6	--	1477.5
81	RETAIL MARGINS.....	--	--	--	--	13.0	-0.1	3543.8
82	IMPUTED RENT OWNER OCCUP. DWEL.....	--	--	--	--	--	--	2810.7
83	OTHER FINANCIALS, REAL ESTATE.....	--	34.5	--	-115.2	87.2	-56.9	2798.3
84	BUSINESS SERVICES.....	--	53.5	--	-139.2	117.4	-7.8	146.4
85	EDUCATION SERVICES.....	--	--	--	--	2.5	-18.7	102.2
86	HEALTH SERVICES.....	--	--	--	--	51.6	-167.9	732.5
87	AMUSEMENT & RECREATION SERVICES.....	--	--	--	--	6.8	-24.4	199.9
88	ACCOMMODATION & FOOD SERVICES.....	--	--	--	--	--	-4.5	1588.4
89	OTHER PERSONAL & MISC. SERVICES.....	--	1.5	--	-9.2	114.4	-113.9	1015.4
90	TRANSPORTATION MARGINS.....	--	414.7	5.0	--	17.2	--	786.9
91	OPERATING, OFFICE, LAB. & FOOD.....	--	--	--	--	525.2	--	589.4
92	TRAVEL, ADVERTISING & PROMOTION.....	--	--	--	--	128.9	--	155.1
93	NON-COMPETING IMPORTS.....	1.0	--	1.2	-405.2	--	--	-309.5
94	UNALLOCATED IMPORTS & EXPORTS.....	--	917.2	--	-1013.8	--	--	-135.6
95	INDIRECT TAXES.....	--	--	--	577.0	49.8	--	3082.2
96	SUBSIDIES.....	--	--	--	--	--	--	--
97	WAGES & SALARIES.....	--	--	--	--	4243.1	--	4914.3
98	SUPPLEMENTARY LABOUR INCOME.....	--	--	--	--	253.4	--	267.4
99	NET INCOME, UNINC. BUSINESS.....	--	--	--	--	--	--	--
100	OTHER OPERATING SURPLUS.....	--	--	--	--	629.2	--	678.0
TOTAL.....		747.5	8541.0	184.4	-8368.4	7544.4	-564.0	46978.3

NOTE: DETAIL MAY NOT ADD DUE TO ROUNDING

TABLE 26. IMPACT (INVERSE) MATRIX (AGGREGATION - M), 1963

NO.	COMMODITY AGGREGATION - M	AGRICUL- TURE	FOREST- RY	FISHING, HUNTING & TRAPPING	METAL MINES	MINERAL FUELS	NON-METAL- MINES & QUARRIES	SERVICES INCIDENTAL TO MINING	FOOD & BEVERAGE INDUSTRIES
1	GRAINS.....	1.0643	0.0030	0.0014	0.0019	0.0150	0.0051	0.0008	0.0966
2	LIVE ANIMALS.....	1.0647	0.0030	0.0014	0.0019	0.0150	0.0051	0.0008	0.0961
3	OTHER AGRICULTURAL PRODUCTS.....	1.0603	0.0049	0.0014	0.0019	0.0150	0.0051	0.0008	0.0970
4	FORESTRY PRODUCTS.....	0.0530	1.0362	0.0004	0.0029	0.0104	0.0010	0.0007	0.0223
5	FISH LANDINGS.....	0.0025	0.0047	1.0160	0.0028	0.0146	0.0040	0.0007	0.0042
6	HUNTING & TRAPPING PRODUCTS.....	0.0025	0.0047	1.0160	0.0028	0.0146	0.0040	0.0007	0.0042
7	IRON ORES & CONCENTRATES.....	0.0040	0.0022	0.0002	0.9897	0.0055	0.0036	0.0332	0.0088
8	OTHER METAL ORES & CONCENTRATES.....	0.0040	0.0023	0.0002	0.9217	0.0063	0.0038	0.0310	0.0087
9	COAL.....	0.0027	0.0017	0.0003	0.0051	1.0043	0.0009	0.0346	0.0060
10	CRUDE MINERAL OILS.....	0.0027	0.0017	0.0003	0.0051	1.0043	0.0009	0.0346	0.0060
11	NATURAL GAS.....	0.0027	0.0017	0.0003	0.0051	1.0043	0.0009	0.0346	0.0060
12	NON-METALLIC MINERALS.....	0.0062	0.0064	0.0002	0.0036	0.0585	0.9229	0.0080	0.0139
13	SERVICES INCIDENTAL TO MINING.....	0.0068	0.0032	0.0003	0.0015	0.0097	0.0074	0.9159	0.0147
14	MEAT PRODUCTS.....	0.3213	0.0082	0.0142	0.0027	0.0094	0.0030	0.0005	1.0164
15	DAIRY PRODUCTS.....	0.3400	0.0088	0.0167	0.0028	0.0096	0.0031	0.0006	1.1960
16	FISH PRODUCTS.....	0.3403	0.0088	0.0167	0.0028	0.0096	0.0031	0.0006	1.1976
17	FRUITS & VEGETABLES PREPARATIONS.....	0.3405	0.0088	0.0167	0.0029	0.0096	0.0032	0.0006	1.1983
18	FIELDS.....	0.3412	0.0088	0.0168	0.0028	0.0096	0.0031	0.0006	1.2006
19	FLOUR, WHEAT MEAL & OTHER CEREALS.....	0.3431	0.0088	0.0168	0.0029	0.0096	0.0031	0.0006	1.2075
20	BREAKFAST CEREAL & BAKERY PROD.....	0.3396	0.0088	0.0167	0.0028	0.0096	0.0031	0.0006	1.1952
21	SUGAR.....	0.3431	0.0088	0.0168	0.0029	0.0096	0.0031	0.0006	1.2075
22	MISC. FOOD PRODUCTS.....	0.3522	0.0087	0.0164	0.0028	0.0097	0.0032	0.0006	1.1757
23	SOFT DRINKS.....	0.3431	0.0088	0.0168	0.0029	0.0096	0.0031	0.0006	1.2075
24	ALCOHOLIC BEVERAGES.....	0.3431	0.0088	0.0168	0.0029	0.0096	0.0031	0.0006	1.2075
25	TOBACCO PROCESSED UNMANUFACTURED.....	0.3093	0.0174	0.0007	0.0018	0.0075	0.0022	0.0004	0.0418
26	CIGARETTES & TOBACCO MFG.....	0.3093	0.0174	0.0007	0.0018	0.0075	0.0022	0.0004	0.0418
27	TIRES & TUBES.....	0.0065	0.0082	0.0003	0.0036	0.0066	0.0039	0.0005	0.0152
28	OTHER RUBBER PRODUCTS.....	0.0068	0.0086	0.0003	0.0046	0.0067	0.0042	0.0005	0.0158
29	PLASTIC FABRICATED PRODUCTS.....	0.0156	0.0253	0.0007	0.0067	0.0073	0.0042	0.0006	0.0448
30	LEATHER & LEATHER PRODUCTS.....	0.0256	0.0083	0.0011	0.0029	0.0048	0.0016	0.0003	0.0759
31	YARNS & MAN MADE FIBRES.....	0.0131	0.0063	0.0003	0.0021	0.0053	0.0016	0.0003	0.0137
32	FABRICS.....	0.0126	0.0063	0.0003	0.0020	0.0049	0.0013	0.0003	0.0130
33	OTHER TEXTILE PRODUCTS.....	0.0130	0.0073	0.0003	0.0030	0.0052	0.0014	0.0004	0.0134
34	HOSIERY & KNITTED WEAR.....	0.0079	0.0052	0.0003	0.0015	0.0038	0.0008	0.0002	0.0094
35	CLOTHING & ACCESSORIES.....	0.0169	0.0044	0.0014	0.0018	0.0033	0.0008	0.0002	0.0108
36	LUMBER & TIMBER.....	0.0206	1.3479	0.0002	0.0029	0.0076	0.0010	0.0005	0.0139
37	VENEER & PLYWOOD.....	0.0207	1.3478	0.0002	0.0029	0.0076	0.0009	0.0005	0.0140
38	OTHER WOOD FABRICATED MATERIALS.....	0.0197	0.3253	0.0002	0.0035	0.0076	0.0012	0.0005	0.0138
39	FURNITURE & FIXTURES.....	0.0063	0.0391	0.0002	0.0140	0.0048	0.0015	0.0007	0.0111
40	PULP.....	0.0127	0.1715	0.0002	0.0031	0.0119	0.0058	0.0007	0.0137
41	NEWSPRINT & OTHER PAPER STOCK.....	0.0127	0.1713	0.0002	0.0032	0.0118	0.0058	0.0007	0.0137
42	PAPER PRODUCTS.....	0.0127	0.1480	0.0003	0.0048	0.0133	0.0054	0.0008	0.0168
43	PRINTING & PUBLISHING.....	0.0054	0.0351	0.0002	0.0023	0.0048	0.0016	0.0003	0.0096
44	ADVERTISING, PRINT MEDIA.....	0.0052	0.0319	0.0002	0.0021	0.0046	0.0014	0.0003	0.0093
45	IRON & STEEL PRODUCTS.....	0.0036	0.0033	0.0001	0.2320	0.0140	0.0052	0.0003	0.0080
46	ALUMINUM PRODUCTS.....	0.0036	0.0033	0.0001	0.2435	0.0145	0.0054	0.0007	0.0080
47	COPPER & COPPER ALLOY PRODUCTS.....	0.0036	0.0032	0.0001	0.2442	0.0145	0.0054	0.0008	0.0080
48	NICKEL PRODUCTS.....	0.0036	0.0032	0.0001	0.2466	0.0147	0.0054	0.0008	0.0080
49	OTHER NON-FERROUS METAL PRODUCTS.....	0.0038	0.0038	0.0002	0.2218	0.0136	0.0051	0.0000	0.0084
50	BOILERS, TANKS & PLATES.....	0.0038	0.0046	0.0002	0.0545	0.0066	0.0024	0.0021	0.0086
51	FABRICATED STRUCTURAL METAL PROD.....	0.0038	0.0047	0.0002	0.0643	0.0079	0.0029	0.0032	0.0085
52	OTHER METAL FABRICATED PRODUCTS.....	0.0041	0.0053	0.0002	0.0578	0.0067	0.0024	0.0023	0.0096
53	AGRICULTURAL MACHINERY.....	0.0036	0.0042	0.0002	0.0287	0.0048	0.0026	0.0012	0.0082
54	OTHER INDUSTRIAL MACHINERY.....	0.0042	0.0062	0.0002	0.0388	0.0090	0.0021	0.0030	0.0096
55	MOTOR VEHICLES.....	0.0036	0.0038	0.0002	0.0202	0.0043	0.0017	0.0009	0.0080
56	MOTOR VEHICLE PARTS.....	0.0037	0.0046	0.0002	0.0241	0.0046	0.0018	0.0011	0.0081
57	OTHER TRANSPORT EQUIPMENT.....	0.0037	0.0041	0.0002	0.0222	0.0047	0.0017	0.0010	0.0081
58	APPLIANCES & RECEIVERS HOUSEHOLD.....	0.0040	0.0049	0.0002	0.0296	0.0049	0.0019	0.0012	0.0091
59	OTHER ELECTRICAL PRODUCTS.....	0.0039	0.0053	0.0002	0.0278	0.0048	0.0020	0.0012	0.0089
60	CEMENT & CONCRETE PRODUCTS.....	0.0056	0.0075	0.0002	0.0124	0.0162	0.0044	0.0014	0.0119
61	OTHER NON-METALLIC MINERAL PROD.....	0.0057	0.0080	0.0002	0.0128	0.0158	0.0047	0.0014	0.0119
62	GASOLINE & FUEL OIL.....	0.0029	0.0023	0.0001	0.0034	0.3229	0.0015	0.0014	0.0066
63	OTHER PETROLEUM & COAL PROD.....	0.0040	0.0054	0.0002	0.0182	0.2915	0.0032	0.0108	0.0077
64	INDUSTRIAL CHEMICALS.....	0.0145	0.0098	0.0007	0.0102	0.0179	0.0135	0.0012	0.0414
65	FERTILIZERS.....	0.0111	0.0082	0.0005	0.0050	0.0159	0.2659	0.0025	0.0298
66	PHARMACEUTICALS.....	0.0214	0.0088	0.0010	0.0055	0.0174	0.0135	0.0010	0.0660
67	OTHER CHEMICAL PRODUCTS.....	0.0248	0.0101	0.0012	0.0069	0.0173	0.0131	0.0010	0.0778
68	SCIENTIFIC EQUIPMENT.....	0.0060	0.0116	0.0002	0.0285	0.0055	0.0027	0.0012	0.0135
69	OTHER MANUFACTURED PRODUCTS.....	0.0074	0.0174	0.0003	0.0251	0.0076	0.0030	0.0012	0.0164
70	RESIDENTIAL CONSTRUCTION.....	0.0057	0.0231	0.0002	0.0195	0.0083	0.0078	0.0070	0.0092
71	NON-RESIDENTIAL CONSTRUCTION.....	0.0057	0.0231	0.0002	0.0195	0.0083	0.0078	0.0070	0.0092
72	REPAIR CONSTRUCTION.....	0.0057	0.0231	0.0002	0.0195	0.0083	0.0078	0.0070	0.0092
73	PIPELINE TRANSPORTATION.....	0.0041	0.0029	0.0002	0.0028	0.0152	0.0010	0.0009	0.0076
74	TRANSPORTATION & STORAGE.....	0.0043	0.0063	0.0002	0.0028	0.0152	0.0010	0.0009	0.0078
75	RADIO & TELEVISION BROADCASTING.....	0.0023	0.0022	0.0001	0.0019	0.0024	0.0005	0.0004	0.0044
76	TELEPHONE & TELEGRAPH.....	0.0023	0.0022	0.0001	0.0019	0.0024	0.0005	0.0004	0.0044
77	POSTAL SERVICES.....	0.0023	0.0022	0.0001	0.0019	0.0024	0.0005	0.0004	0.0044
78	ELECTRIC POWER.....	0.0013	0.0024	0.0001	0.0042	0.0104	0.0006	0.0008	0.0025
79	OTHER UTILITIES.....	0.0014	0.0033	0.0001	0.0015	0.0101	0.0006	0.0007	0.0027
80	WHOLESALE MARGINS.....	0.0166	0.0074	0.0007	0.0048	0.0080	0.0013	0.0005	0.0480
81	RETAIL MARGINS.....	0.0491	0.0044	0.0003	0.0015	0.0064	0.0007	0.0004	0.0139
82	IMPLIED RENT OWNER OC'D DWEL.....	0.0009	0.0035	0.0002	0.0030	0.0013	0.0012	0.0011	0.0014
83	OTHER FINANCIALS, REAL ESTATE.....	0.0049	0.0029	0.0002	0.0035	0.0006	0.0011	0.0008	0.0106
84	BUSINESS SERVICES.....	0.0036	0.0022	0.0002	0.0031	0.0033	0.0005	0.0003	0.0076
85	EDUCATION SERVICES.....	0.0042	0.0020	0.0002	0.0021	0.0040	0.0006	0.0003	0.0084
86	HEALTH SERVICES.....	0.0042	0.0020	0.0002	0.0021	0.0040	0.0006	0.0003	0.0084
87	AMUSEMENT & RECREATION SERVICES.....	0.0077	0.0041	0.0003	0.0020	0.0049	0.0008	0.0004	0.0155
88	ACCOMMODATION & FOOD SERVICES.....	0.0037	0.0175	0.0060	0.0052	0.0059	0.0015	0.0005	0.2098
89	OTHER PERSONAL & MISC. SERVICES.....	0.0184	0.0065	0.0005	0.0052	0.0060	0.0020	0.0010	0.0135
90	TRANSPORTATION MARGINS.....	0.0042	0.0062	0.0001	0.0027	0.0148	0.0010	0.0009	0.0076
91	OPERATING, OFFICE, LAB & FOOD.....	0.0130	0.0129	0.0013	0.0030	0.0062	0.0020	0.0008	0.0690
92	TRAVEL, ADVERTISING & PROMOTION.....	0.0251	0.0135	0.0015	0.0032	0.0119	0.0011	0.0007	0.0631

TABLE 26. IMPACT (INVERSE) MATRIX (AGGREGATION - M), 1963 - CONTINUED

NO.	COMMODITY AGGREGATION - M	TOBACCO PRODUCTS INDUSTRIES	RUBBER & PLASTIC PROD. IND.	LEATHER INDUSTRIES	TEXTILE INDUSTRIES	KNITTING MILLS	CLOTHING INDUSTRIES	WOOD	FURNITURE FINITURE INDUSTRIES
1	GRAINS	--	0.0050	0.0002	0.0070	0.0002	0.0004	0.0038	0.0005
2	LIVE ANIMALS	--	0.0050	0.0002	0.0069	0.0002	0.0004	0.0038	0.0005
3	OTHER AGRICULTURAL PRODUCTS	--	0.0050	0.0002	0.0069	0.0002	0.0004	0.0038	0.0005
4	FORESTRY PRODUCTS	--	0.0061	0.0004	0.0055	0.0002	0.0006	0.0165	0.0008
5	FISH LANDINGS	--	0.0038	0.0003	0.0316	0.0008	0.0008	0.0123	0.0012
6	HUNTING & TRAPPING PRODUCTS	--	0.0038	0.0003	0.0316	0.0008	0.0008	0.0123	0.0012
7	IRON ORES & CONCENTRATES	--	0.0041	0.0003	0.0025	0.0001	0.0004	0.0023	0.0004
8	OTHER METAL ORES & CONCENTRATES	--	0.0041	0.0003	0.0025	0.0001	0.0004	0.0026	0.0005
9	COAL	--	0.0023	0.0002	0.0013	0.0001	0.0003	0.0025	0.0004
10	CRUDE MINERAL OILS	--	0.0023	0.0002	0.0013	0.0001	0.0003	0.0025	0.0004
11	NATURAL GAS	--	0.0023	0.0002	0.0013	0.0001	0.0003	0.0025	0.0004
12	NON-METALLIC MINERALS	--	0.0058	0.0004	0.0000	0.0003	0.0006	0.0052	0.0007
13	SERVICES INCIDENTAL TO MINING	0.0001	0.0067	0.0005	0.0034	0.0002	0.0006	0.0024	0.0007
14	MEAT PRODUCTS	0.0026	0.0064	0.0004	0.0073	0.0003	0.0008	0.0049	0.0006
15	DAIRY PRODUCTS	0.0002	0.0067	0.0003	0.0075	0.0002	0.0005	0.0052	0.0006
16	FISH PRODUCTS	0.0002	0.0068	0.0003	0.0076	0.0002	0.0005	0.0052	0.0007
17	FRUITS & VEGETABLES PREPARATIONS	0.0002	0.0068	0.0003	0.0076	0.0002	0.0005	0.0052	0.0007
18	FEEDS	0.0002	0.0067	0.0003	0.0076	0.0002	0.0005	0.0052	0.0006
19	FLOUR, WHEAT MEAL & OTHER CEREALS	0.0002	0.0067	0.0003	0.0076	0.0002	0.0005	0.0052	0.0007
20	BREAKFAST CEREAL & BAKERY PROD.	0.0002	0.0067	0.0003	0.0075	0.0002	0.0005	0.0052	0.0006
21	SUGAR	0.0002	0.0067	0.0003	0.0076	0.0002	0.0005	0.0052	0.0007
22	MISC. FOOD PRODUCTS	0.0002	0.0067	0.0003	0.0075	0.0002	0.0005	0.0052	0.0006
23	SOFT DRINKS	0.0002	0.0067	0.0003	0.0076	0.0002	0.0005	0.0052	0.0007
24	ALCOHOLIC BEVERAGES	0.0002	0.0067	0.0003	0.0076	0.0002	0.0005	0.0052	0.0007
25	TOBACCO PROCESSED UNMANUFACTURED	1.2780	0.0067	0.0003	0.0134	0.0003	0.0004	0.0006	0.0007
26	CIGARETTES & TOBACCO MFG.	1.2780	0.0067	0.0003	0.0134	0.0003	0.0004	0.0006	0.0007
27	TIRES & TUBES	0.0001	1.0137	0.0057	0.0080	0.0052	0.0032	0.0050	0.0006
28	OTHER RUBBER PRODUCTS	0.0001	0.9496	0.0189	0.0029	0.0052	0.0048	0.0056	0.0009
29	PLASTIC FABRICATED PRODUCTS	0.0001	0.7779	0.0091	0.0680	0.0043	0.0027	0.0205	0.0042
30	LEATHER & LEATHER PRODUCTS	0.0002	0.0764	1.1715	0.0363	0.0077	0.0081	0.0083	0.0100
31	YARNS & MAN MADE FIBRES	--	0.0112	0.0014	1.2403	0.0189	0.0126	0.0044	0.0110
32	FABRICS	--	0.0126	0.0018	1.3889	0.0117	0.0145	0.0033	0.0113
33	OTHER TEXTILE PRODUCTS	--	0.0225	0.0039	1.1753	0.0289	0.0241	0.0046	0.0124
34	HOSIERY & KNITTED WEAR	--	0.0089	0.0034	0.3952	0.1402	0.0025	0.0009	0.0009
35	CLOTHING & ACCESSORIES	0.0001	0.0194	0.0103	0.3297	0.0411	0.9855	0.0028	0.0100
36	LUMBER & TIMBER	0.0001	0.0059	0.0004	0.0048	0.0003	0.0005	1.1193	0.0052
37	VENEER & PLYWOOD	0.0001	0.0058	0.0004	0.0046	0.0002	0.0005	1.1280	0.0028
38	OTHER WOOD FABRICATED MATERIALS	0.0001	0.0074	0.0007	0.0075	0.0005	0.0005	1.0413	0.0046
39	FURNITURE & FIXTURES	0.0001	0.0370	0.0046	0.0607	0.0045	0.0032	0.1049	0.9282
40	PULP	--	0.0076	0.0003	0.0112	0.0004	0.0005	0.0000	0.0018
41	NEWSPRINT & OTHER PAPER STOCK	--	0.0076	0.0004	0.0114	0.0004	0.0005	0.0332	0.0018
42	PAPER PRODUCTS	--	0.0435	0.0017	0.0223	0.0007	0.0007	0.0298	0.0018
43	PRINTING & PUBLISHING	--	0.0055	0.0002	0.0074	0.0004	0.0003	0.0078	0.0006
44	ADVERTISING, PRINT MEDIA	--	0.0038	0.0002	0.0072	0.0004	0.0003	0.0073	0.0006
45	IRON & STEEL PRODUCTS	0.0001	0.0045	0.0003	0.0025	0.0001	0.0004	0.0043	0.0008
46	ALUMINUM PRODUCTS	0.0001	0.0044	0.0003	0.0024	0.0001	0.0004	0.0046	0.0008
47	COPPER & COPPER ALLOY PRODUCTS	0.0001	0.0042	0.0003	0.0024	0.0001	0.0004	0.0042	0.0008
48	NICKEL PRODUCTS	0.0001	0.0041	0.0003	0.0023	0.0001	0.0004	0.0042	0.0008
49	OTHER NON FERROUS METAL PRODUCTS	0.0001	0.0051	0.0004	0.0040	0.0002	0.0004	0.0051	0.0009
50	BOILERS, TANKS & PLATES	0.0001	0.0085	0.0003	0.0035	0.0002	0.0004	0.0063	0.0014
51	FABRICATED STRUCTURAL METAL PROD.	0.0001	0.0063	0.0003	0.0035	0.0002	0.0004	0.0069	0.0051
52	OTHER METAL FABRICATED PRODUCTS	0.0001	0.0098	0.0003	0.0054	0.0002	0.0004	0.0082	0.0031
53	AGRICULTURAL MACHINERY	0.0001	0.0130	0.0004	0.0034	0.0002	0.0004	0.0072	0.0014
54	OTHER INDUSTRIAL MACHINERY	0.0002	0.0148	0.0004	0.0074	0.0003	0.0007	0.0073	0.0023
55	MOTOR VEHICLES	--	0.0212	0.0007	0.0185	0.0008	0.0006	0.0053	0.0019
56	MOTOR VEHICLE PARTS	--	0.0255	0.0011	0.0190	0.0008	0.0007	0.0055	0.0018
57	OTHER TRANSPORT EQUIPMENT	--	0.0257	0.0007	0.0178	0.0008	0.0006	0.0062	0.0023
58	APPLIANCES & REFRIGERATORS, HOUSEHOLD	--	0.0207	0.0005	0.0060	0.0003	0.0004	0.0055	0.0056
59	OTHER ELECTRICAL PRODUCTS	--	0.0179	0.0006	0.0067	0.0004	0.0004	0.0066	0.0186
60	CEMENT & CONCRETE PRODUCTS	--	0.0075	0.0004	0.0064	0.0003	0.0005	0.0055	0.0008
61	OTHER NON-METALLIC MINERAL PROD.	--	0.0128	0.0006	0.0173	0.0004	0.0006	0.0057	0.0017
62	GASOLINE & FUEL OIL	--	0.0031	0.0002	0.0017	0.0001	0.0002	0.0032	0.0004
63	OTHER PETROLEUM & COAL PROD.	--	0.0041	0.0002	0.0025	0.0001	0.0003	0.0052	0.0005
64	INDUSTRIAL CHEMICALS	0.0001	0.0182	0.0005	0.0130	0.0004	0.0005	0.0053	0.0007
65	FERTILIZERS	0.0001	0.0099	0.0004	0.0081	0.0003	0.0005	0.0051	0.0007
66	PHARMACEUTICALS	0.0001	0.0111	0.0004	0.0080	0.0003	0.0005	0.0051	0.0007
67	OTHER CHEMICAL PRODUCTS	0.0001	0.0182	0.0006	0.0123	0.0004	0.0005	0.0066	0.0007
68	SCIENTIFIC EQUIPMENT	0.0001	0.0222	0.0002	0.0226	0.0011	0.0013	0.0217	0.0023
69	OTHER MANUFACTURED PRODUCTS	0.0001	0.0727	0.0081	0.0491	0.0017	0.0062	0.0298	0.0199
70	RESIDENTIAL CONSTRUCTION	0.0001	0.0111	0.0004	0.0068	0.0003	0.0005	0.0618	0.0043
71	NON-RESIDENTIAL CONSTRUCTION	0.0001	0.0111	0.0004	0.0068	0.0003	0.0005	0.0618	0.0041
72	REPAIR CONSTRUCTION	0.0001	0.0111	0.0004	0.0068	0.0003	0.0005	0.0618	0.0043
73	PIPELINE TRANSPORTATION	--	0.0094	0.0003	0.0036	0.0002	0.0004	0.0041	0.0007
74	TRANSPORTATION & STORAGE	--	0.0094	0.0003	0.0036	0.0002	0.0004	0.0043	0.0007
75	RADIO & TELEVISION BROADCASTING	--	0.0027	0.0002	0.0019	0.0001	0.0002	0.0031	0.0007
76	TELEPHONE & TELEGRAPH	--	0.0027	0.0002	0.0019	0.0001	0.0002	0.0031	0.0007
77	POSTAL SERVICES	--	0.0027	0.0002	0.0019	0.0001	0.0002	0.0031	0.0007
78	ELECTRIC POWER	--	0.0014	0.0001	0.0009	--	0.0001	0.0039	0.0004
79	OTHER UTILITIES	--	0.0015	0.0001	0.0010	0.0001	0.0001	0.0041	0.0004
80	WHOLESALE MARGINS	0.0009	0.0104	0.0011	0.0094	0.0005	0.0023	0.0104	0.0021
81	RETAIL MARGINS	--	0.0044	0.0003	0.0035	0.0002	0.0004	0.0034	0.0005
82	IMPLIED RENT OWNER OCUP DWEL	--	0.0017	0.0001	0.0010	--	0.0001	0.0093	0.0007
83	OTHER FINANCIALS, REAL ESTATE	--	0.0030	0.0003	0.0022	0.0003	0.0006	0.0044	0.0011
84	BUSINESS SERVICES	--	0.0036	0.0002	0.0023	0.0001	0.0003	0.0017	0.0004
85	EDUCATION SERVICES	--	0.0040	0.0003	0.0008	0.0003	0.0005	0.0018	0.0006
86	HEALTH SERVICES	--	0.0040	0.0003	0.0008	0.0003	0.0005	0.0018	0.0006
87	AMUSEMENT & RECREATION SERVICES	--	0.0066	0.0016	0.0051	0.0003	0.0007	0.0044	0.0010
88	ACCOMMODATION & FOOD SERVICES	0.0006	0.0048	0.0003	0.0113	0.0004	0.0016	0.0017	0.0010
89	OTHER PERSONAL & MISC. SERVICES	--	0.0061	0.0012	0.0080	0.0005	0.0013	0.0120	0.0017
90	TRANSPORTATION MARGINS	--	0.0091	0.0003	0.0036	0.0002	0.0004	0.0042	0.0007
91	OPERATING, OFFICE LAB. & FOOD	0.0002	0.0148	0.0024	0.0158	0.0007	0.0034	0.0077	0.0025
92	TRAVEL, ADVERTISING & PROMOTION	0.0002	0.0069	0.0004	0.0062	0.0003	0.0007	0.0046	0.0009

TABLE 26. IMPACT (INVERSE) MATRIX (AGGREGATION - M). 1963 - CONTINUED

NO.	COMMODITY AGGREGATION - M	PAPER & ALLIED INDUSTRIES	PRINTING & PUBLISHING	PRIMARY METAL INDUSTRIES	METAL FABRICATING INDUSTRIES	MACHINERY INDUSTRIES	TRANS. EQUIPMENT INDUSTRIES	ELECTRICAL PRODUCTS INDUSTRIES	NON-METAL. MINERAL PROD. IND.
1	GRAINS.....	0.0107	0.0079	0.0079	0.0125	0.0059	0.0039	0.0051	0.0036
2	LIVE ANIMALS.....	0.0107	0.0079	0.0079	0.0125	0.0059	0.0039	0.0051	0.0036
3	OTHER AGRICULTURAL PRODUCTS.....	0.0108	0.0079	0.0079	0.0126	0.0059	0.0039	0.0051	0.0036
4	FORESTRY PRODUCTS.....	0.0127	0.0151	0.0119	0.0219	0.0105	0.0092	0.0098	0.0040
5	FISH LANDINGS.....	0.0056	0.0047	0.0121	0.0136	0.0091	0.0385	0.0269	0.0033
6	HUNTING & TRAPPING PRODUCTS.....	0.0056	0.0047	0.0121	0.0136	0.0091	0.0385	0.0269	0.0033
7	IRON ORES & CONCENTRATES.....	0.0094	0.0099	0.0467	0.0144	0.0114	0.0080	0.0068	0.0044
8	OTHER METAL ORES & CONCENTRATES.....	0.0094	0.0098	0.1509	0.0154	0.0112	0.0060	0.0069	0.0051
9	COAL.....	0.0059	0.0092	0.0073	0.0092	0.0080	0.0036	0.0047	0.0030
10	CRUDE MINERAL OILS.....	0.0059	0.0092	0.0073	0.0092	0.0080	0.0036	0.0047	0.0030
11	NATURAL GAS.....	0.0059	0.0092	0.0073	0.0092	0.0080	0.0036	0.0047	0.0030
12	NON-METALLIC MINERALS.....	0.0318	0.0136	0.0116	0.0143	0.0102	0.0058	0.0077	0.0313
13	SERVICES INCIDENTAL TO MINING.....	0.0152	0.0206	0.0246	0.0205	0.0226	0.0093	0.0174	0.0031
14	MEAT PRODUCTS.....	0.0429	0.0210	0.0114	0.0242	0.0061	0.0056	0.0066	0.0083
15	DAIRY PRODUCTS.....	0.0464	0.0219	0.0122	0.0265	0.0062	0.0060	0.0069	0.0092
16	FISH PRODUCTS.....	0.0467	0.0220	0.0123	0.0266	0.0062	0.0060	0.0069	0.0093
17	FRUITS & VEGETABLES PREPARATIONS.....	0.0466	0.0220	0.0122	0.0266	0.0062	0.0060	0.0069	0.0093
18	FEEDS.....	0.0466	0.0219	0.0122	0.0266	0.0062	0.0060	0.0069	0.0093
19	FLOUR, WHEAT, MEAL & OTHER CEREALS.....	0.0467	0.0219	0.0122	0.0267	0.0062	0.0060	0.0069	0.0093
20	BREAKFAST CEREAL & BAKERY PROD.....	0.0464	0.0219	0.0122	0.0265	0.0062	0.0060	0.0069	0.0092
21	SUGAR.....	0.0467	0.0219	0.0122	0.0267	0.0062	0.0060	0.0069	0.0093
22	MISC. FOOD PRODUCTS.....	0.0460	0.0217	0.0122	0.0263	0.0062	0.0059	0.0069	0.0092
23	SOFT DRINKS.....	0.0467	0.0214	0.0122	0.0267	0.0062	0.0060	0.0069	0.0093
24	ALCOHOLIC BEVERAGES.....	0.0467	0.0219	0.0122	0.0267	0.0062	0.0060	0.0069	0.0093
25	TOBACCO PROCESSED UNMANUFACTURED.....	0.0987	0.0306	0.0072	0.0127	0.0048	0.0038	0.0044	0.0028
26	CIGARETTES & TOBACCO MFG.....	0.0987	0.0306	0.0072	0.0127	0.0048	0.0038	0.0044	0.0028
27	TIRES & TUBES.....	0.0452	0.0229	0.0156	0.0197	0.0054	0.0053	0.0058	0.0053
28	OTHER RUBBER PRODUCTS.....	0.0462	0.0226	0.0189	0.0262	0.0056	0.0109	0.0076	0.0157
29	PLASTIC FABRICATED PRODUCTS.....	0.1335	0.0220	0.0277	0.0474	0.0069	0.0085	0.0151	0.0099
30	LEATHER & LEATHER PRODUCTS.....	0.0388	0.0199	0.0120	0.0222	0.0076	0.0056	0.0070	0.0040
31	YARNS & MAN MADE FIBRES.....	0.0357	0.0150	0.0087	0.0114	0.0047	0.0043	0.0055	0.0045
32	FABRICS.....	0.0358	0.0156	0.0084	0.0109	0.0046	0.0042	0.0054	0.0043
33	OTHER TEXTILE PRODUCTS.....	0.0400	0.0151	0.0126	0.0160	0.0048	0.0043	0.0065	0.0045
34	HOSIERY & KNITTED WEAR.....	0.0296	0.0143	0.0060	0.0082	0.0041	0.0036	0.0043	0.0026
35	CLOTHING & ACCESSORIES.....	0.0233	0.0151	0.0067	0.0086	0.0041	0.0039	0.0047	0.0026
36	LUMBER & TIMBER.....	0.0191	0.0132	0.0124	0.0210	0.0077	0.0069	0.0080	0.0061
37	VENEER & PLYWOOD.....	0.0145	0.0132	0.0124	0.0209	0.0077	0.0068	0.0080	0.0061
38	OTHER WOOD FABRICATED MATERIALS.....	0.0426	0.0134	0.0152	0.0260	0.0079	0.0068	0.0087	0.0081
39	FURNITURE & FIXTURES.....	0.0345	0.0156	0.0046	0.0111	0.0136	0.0093	0.0291	0.0106
40	PULP.....	1.1603	0.0158	0.0134	0.0170	0.0060	0.0054	0.0063	0.0069
41	NEWSPRINT & OTHER PAPER STOCK.....	1.1525	0.0176	0.0137	0.0170	0.0060	0.0054	0.0063	0.0074
42	PAPER PRODUCTS.....	0.9928	0.0505	0.0191	0.0289	0.0061	0.0054	0.0069	0.0088
43	PRINTING & PUBLISHING.....	0.2319	1.0456	0.0097	0.0091	0.0055	0.0045	0.0049	0.0028
44	ADVERTISING PRINT MEDIA.....	0.2106	1.0782	0.0089	0.0082	0.0046	0.0037	0.0048	0.0027
45	IRON & STEEL PRODUCTS.....	0.0111	0.0097	1.1096	0.0999	0.0167	0.0135	0.0093	0.0118
46	ALUMINUM PRODUCTS.....	0.0108	0.0095	1.1648	0.0377	0.0080	0.0062	0.0181	0.0113
47	COPPER & COPPER ALLOY PRODUCTS.....	0.0108	0.0095	1.1680	0.0353	0.0080	0.0070	0.0179	0.0113
48	NICKEL PRODUCTS.....	0.0107	0.0094	1.1794	0.0321	0.0089	0.0061	0.0078	0.0113
49	OTHER NON-FERROUS METAL PRODUCTS.....	0.0128	0.0105	0.0483	0.0839	0.0205	0.0166	0.0335	0.0116
50	BOILERS, TANKS & PLATES.....	0.0170	0.0137	0.2597	1.0515	0.0640	0.0229	0.0390	0.0093
51	FABRICATED STRUCTURAL METAL PROD.....	0.0163	0.0130	0.4020	0.9269	0.0286	0.0217	0.0209	0.0119
52	OTHER METAL FABRICATED PRODUCTS.....	0.0175	0.0137	0.2753	0.9925	0.0363	0.0338	0.0735	0.0105
53	AGRICULTURAL MACHINERY.....	0.0120	0.0158	0.1358	0.1639	1.0028	0.0199	0.0479	0.0051
54	OTHER INDUSTRIAL MACHINERY.....	0.0233	0.0172	0.1681	0.2195	0.7573	0.0697	0.0684	0.0077
55	MOTOR VEHICLES.....	0.0135	0.0131	0.0949	0.0625	0.0142	1.1947	0.0300	0.0162
56	MOTOR VEHICLE PARTS.....	0.0188	0.0134	0.1135	0.1025	0.0120	1.1176	0.0344	0.0161
57	OTHER TRANSPORT EQUIPMENT.....	0.0137	0.0134	0.1043	0.0831	0.0383	1.1015	0.0293	0.0159
58	APPLIANCES & RECEIVERS HOUSEHOLD.....	0.0209	0.0167	0.1388	0.0784	0.0375	0.0297	1.0572	0.0112
59	OTHER ELECTRICAL PRODUCTS.....	0.0207	0.0166	0.1300	0.0636	0.0522	0.0464	0.9553	0.0144
60	CEMENT & CONCRETE PRODUCTS.....	0.0168	0.0165	0.0215	0.0214	0.0080	0.0065	0.0096	1.1126
61	OTHER NON-METALLIC MINERAL PROD.....	0.0198	0.0166	0.0248	0.0331	0.0080	0.0076	0.0109	0.0715
62	GASOLINE & FUEL OIL.....	0.0078	0.0100	0.0094	0.0137	0.0050	0.0040	0.0047	0.0037
63	OTHER PETROLEUM & COAL PROD.....	0.0259	0.0122	0.0807	0.0154	0.0055	0.0042	0.0051	0.0053
64	INDUSTRIAL CHEMICALS.....	0.0546	0.0302	0.0443	0.0259	0.0064	0.0057	0.0069	0.0130
65	FERTILIZERS.....	0.0439	0.0266	0.0194	0.0229	0.0073	0.0057	0.0072	0.0101
66	PHARMACEUTICALS.....	0.0477	0.0307	0.0221	0.0259	0.0064	0.0057	0.0069	0.0123
67	OTHER CHEMICAL PRODUCTS.....	0.0493	0.0300	0.0282	0.0334	0.0065	0.0090	0.0103	0.0190
68	SCIENTIFIC EQUIPMENT.....	0.0325	0.0221	0.0958	0.0579	0.0174	0.0305	0.2458	0.0194
69	OTHER MANUFACTURED PRODUCTS.....	0.0562	0.0252	0.0782	0.0742	0.0080	0.0139	0.0251	0.0190
70	RESIDENTIAL CONSTRUCTION.....	0.0220	0.0105	0.0870	0.1059	0.0171	0.0106	0.0404	0.0716
71	NON-RESIDENTIAL CONSTRUCTION.....	0.0220	0.0105	0.0870	0.1059	0.0171	0.0106	0.0404	0.0716
72	REPAIR CONSTRUCTION.....	0.0220	0.0105	0.0870	0.1059	0.0171	0.0106	0.0404	0.0716
73	PIPELINE TRANSPORTATION.....	0.0086	0.0108	0.0122	0.0142	0.0058	0.0197	0.0083	0.0050
74	TRANSPORTATION & STORAGE.....	0.0086	0.0108	0.0122	0.0142	0.0058	0.0196	0.0083	0.0050
75	RADIO & TELEVISION BROADCASTING.....	0.0068	0.0144	0.0084	0.0093	0.0044	0.0040	0.0227	0.0036
76	TELEPHONE & TELEGRAPH.....	0.0068	0.0144	0.0084	0.0093	0.0044	0.0040	0.0227	0.0036
77	POSTAL SERVICES.....	0.0068	0.0144	0.0084	0.0093	0.0044	0.0040	0.0227	0.0036
78	ELECTRIC POWER.....	0.0070	0.0045	0.0155	0.0078	0.0025	0.0018	0.0035	0.0043
79	OTHER UTILITIES.....	0.0140	0.0046	0.0061	0.0078	0.0025	0.0017	0.0035	0.0042
80	WHOLESALE MARGINS.....	0.0246	0.0286	0.0208	0.0289	0.0213	0.0270	0.0285	0.0075
81	RETAIL MARGINS.....	0.0225	0.0170	0.0061	0.0105	0.0049	0.0037	0.0051	0.0023
82	IMPLIED RENT OWNER OCUP. DWEL.....	0.0034	0.0017	0.0131	0.0160	0.0026	0.0016	0.0061	0.0108
83	OTHER FINANCE INS. REAL ESTATE.....	0.0092	0.0177	0.0092	0.0123	0.0065	0.0041	0.0061	0.0059
84	BUSINESS SERVICES.....	0.0103	0.0207	0.0137	0.0123	0.0706	0.0196	0.0088	0.0018
85	EDUCATION SERVICES.....	0.0095	0.0140	0.0067	0.0097	0.0060	0.0043	0.0085	0.0021
86	HEALTH SERVICES.....	0.0095	0.0140	0.0067	0.0097	0.0060	0.0043	0.0085	0.0021
87	AMUSEMENT & RECREATION SERVICES.....	0.0167	0.0317	0.0113	0.0184	0.0093	0.0069	0.0105	0.0037
88	ACCOMMODATION & FOOD SERVICES.....	0.0295	0.0141	0.0088	0.0135	0.0061	0.0060	0.0071	0.0059
89	OTHER PERSONAL & MISC. SERVICES.....	0.0181	0.0171	0.0189	0.0340	0.0166	0.0102	0.0308	0.0060
90	TRANSPORTATION MARGINS.....	0.0084	0.0105	0.0119	0.0139	0.0057	0.0191	0.0081	0.0049
91	OPERATING, OFFICE, LAB. & FOOD.....	0.0724	0.0774	0.0443	0.0840	0.0525	0.0370	0.0498	0.0094
92	TRAVEL, ADVERTISING & PROMOTION.....	0.0645	0.2703	0.0103	0.0119	0.0104	0.0122	0.0089	0.0038

TABLE 26. IMPACT (INVERSE) MATRIX (AGGREGATION - M), 1963 - CONTINUED

NO	COMMODITY AGGREGATION - M	PETROLEUM & COAL PROD. IND.	CHEMICAL & CHEMICAL PROD. IND.	MISC MANUFACTURING	CONSTR. INDUSTRY	TRANS. & STORAGE	COMMUNI- CATION	ELEC. POWER GAS, OTHER UTILITIES	WHOLESALE TRADE
1	GRAINS.....	0.0431	0.0365	0.0026	0.0276	0.0357	0.0083	0.0119	0.0340
2	LIVE ANIMALS.....	0.0431	0.0365	0.0026	0.0276	0.0356	0.0083	0.0119	0.0340
3	OTHER AGRICULTURAL PRODUCTS.....	0.0430	0.0364	0.0026	0.0276	0.0358	0.0084	0.0119	0.0340
4	FORTISTRY PRODUCTS.....	0.0290	0.0158	0.0043	0.0315	0.1039	0.0122	0.0076	0.0340
5	FISH LANDINGS.....	0.0428	0.0107	0.0089	0.0090	0.0345	0.0072	0.0041	0.0282
6	HUNTING & TRAPPING PRODUCTS.....	0.0428	0.0107	0.0089	0.0090	0.0345	0.0072	0.0041	0.0282
7	IRON ORES & CONCENTRATES.....	0.0123	0.0335	0.0031	0.0197	0.0303	0.0072	0.0262	0.0257
8	OTHER METAL ORES & CONCENTRATES.....	0.0129	0.0292	0.0068	0.0195	0.0323	0.0073	0.0263	0.0274
9	COAL.....	0.0071	0.0087	0.0020	0.0299	0.0160	0.0126	0.0216	0.0136
10	CRUDE MINERAL OILS.....	0.0071	0.0087	0.0020	0.0299	0.0160	0.0126	0.0216	0.0136
11	NATURAL GAS.....	0.0074	0.0087	0.0020	0.0299	0.0160	0.0126	0.0216	0.0136
12	NON METALLIC MINERALS.....	0.0251	0.0342	0.0048	0.0196	0.0375	0.0095	0.0274	0.0317
13	SERVICES INCIDENTAL TO MINING.....	0.0260	0.0251	0.0051	0.0101	0.0610	0.0151	0.0148	0.0431
14	MEAT PRODUCTS.....	0.0237	0.0395	0.0050	0.0180	0.0639	0.0170	0.0136	0.0423
15	DAIRY PRODUCTS.....	0.0247	0.0319	0.0052	0.0180	0.0699	0.0151	0.0127	0.0556
16	FISH PRODUCTS.....	0.0248	0.0395	0.0053	0.0181	0.0699	0.0150	0.0128	0.0481
17	FRUITS & VEGETABLES PREPARATIONS.....	0.0248	0.0371	0.0052	0.0181	0.0699	0.0150	0.0127	0.0496
18	FEEDS.....	0.0247	0.0320	0.0052	0.0180	0.0699	0.0150	0.0127	0.0518
19	FLOUR, WHEAT, MEAT & OTHER CEREALS.....	0.0247	0.0321	0.0052	0.0181	0.0699	0.0149	0.0127	0.0463
20	BREAKFAST CEREAL & BAKERY PROD.....	0.0247	0.0319	0.0052	0.0180	0.0699	0.0151	0.0127	0.0563
21	SUGAR.....	0.0247	0.0321	0.0052	0.0181	0.0699	0.0149	0.0127	0.0463
22	MISC. FOOD PRODUCTS.....	0.0250	0.0381	0.0057	0.0182	0.0691	0.0150	0.0128	0.0459
23	SOFT DRINKS.....	0.0247	0.0321	0.0052	0.0181	0.0699	0.0149	0.0127	0.0463
24	ALCOHOLIC BEVERAGES.....	0.0247	0.0321	0.0052	0.0181	0.0699	0.0149	0.0127	0.0463
25	TOBACCO PROCESSED UNMANUFACTURED.....	0.0199	0.0191	0.0070	0.0157	0.0437	0.0149	0.0105	0.0260
26	CIGARETTES & TOBACCO MFG.....	0.0199	0.0191	0.0070	0.0157	0.0437	0.0149	0.0105	0.0260
27	TIRES & TUBES.....	0.0136	0.1743	0.0071	0.0119	0.0528	0.0181	0.0155	0.0531
28	OTHER RUBBER PRODUCTS.....	0.0135	0.1696	0.0314	0.0119	0.0524	0.0179	0.0155	0.0433
29	PLASTIC FABRICATED PRODUCTS.....	0.0148	0.1703	0.0574	0.0128	0.0548	0.0174	0.0171	0.0415
30	LEATHER & LEATHER PRODUCTS.....	0.0101	0.0478	0.0365	0.0104	0.0458	0.0168	0.0104	0.0583
31	YARNS & MAN MADE FIBRES.....	0.0120	0.0869	0.0092	0.0116	0.0424	0.0125	0.0132	0.0409
32	FABRICS.....	0.0113	0.0618	0.0105	0.0113	0.0413	0.0124	0.0127	0.0410
33	OTHER TEXTILE PRODUCTS.....	0.0117	0.0675	0.0140	0.0115	0.0423	0.0128	0.0130	0.0508
34	HOSIERY & KNITTED WEAR.....	0.0082	0.0372	0.0093	0.0093	0.0339	0.0133	0.0097	0.0349
35	CLOTHING & ACCESSORIES.....	0.0075	0.0274	0.0202	0.0080	0.0309	0.0138	0.0079	0.0546
36	LUMBER & TIMBER.....	0.0199	0.0236	0.0038	0.0211	0.0756	0.0129	0.0171	0.0443
37	VENEER & PLYWOOD.....	0.0199	0.0235	0.0033	0.0211	0.0756	0.0129	0.0170	0.0434
38	OTHER WOOD FABRICATED MATERIALS.....	0.0195	0.0276	0.0059	0.0205	0.0741	0.0131	0.0173	0.0470
39	FURNITURE & FIXTURES.....	0.0102	0.0351	0.0235	0.0113	0.0485	0.0160	0.0133	0.0633
40	PULP.....	0.0220	0.0472	0.0043	0.0188	0.0747	0.0119	0.0355	0.0329
41	NEWSPRINT & OTHER PAPER STOCK.....	0.0220	0.0476	0.0058	0.0188	0.0746	0.0119	0.0354	0.0328
42	PAPER PRODUCTS.....	0.0278	0.0521	0.0543	0.0179	0.0710	0.0134	0.0321	0.0400
43	PRINTING & PUBLISHING.....	0.0099	0.0296	0.0054	0.0114	0.0434	0.0119	0.0135	0.0250
44	ADVERTISING, PRINT MEDIA.....	0.0095	0.0268	0.0053	0.0112	0.0425	0.0124	0.0130	0.0235
45	IRON & STEEL PRODUCTS.....	0.0195	0.0227	0.0049	0.0168	0.0517	0.0095	0.0266	0.0441
46	ALUMINUM PRODUCTS.....	0.0200	0.0227	0.0058	0.0172	0.0520	0.0092	0.0274	0.0442
47	COPPER & COPPER ALLOY PRODUCTS.....	0.0200	0.0226	0.0048	0.0172	0.0520	0.0091	0.0274	0.0442
48	NICKEL PRODUCTS.....	0.0202	0.0236	0.0048	0.0172	0.0521	0.0090	0.0276	0.0442
49	OTHER NON FERROUS METAL PRODUCTS.....	0.0191	0.0325	0.0379	0.0166	0.0514	0.0102	0.0258	0.0439
50	BOILERS, TANKS & PLATES.....	0.0109	0.0235	0.0055	0.0117	0.0463	0.0158	0.0143	0.0422
51	FABRICATED STRUCTURAL METAL PROD.....	0.0124	0.0233	0.0086	0.0126	0.0475	0.0146	0.0165	0.0432
52	OTHER METAL FABRICATED PRODUCTS.....	0.0112	0.0255	0.0092	0.0119	0.0466	0.0159	0.0146	0.0458
53	AGRICULTURAL MACHINERY.....	0.0086	0.0172	0.0058	0.0105	0.0380	0.0186	0.0091	0.0436
54	OTHER INDUSTRIAL MACHINERY.....	0.0098	0.0225	0.0147	0.0111	0.0402	0.0179	0.0107	0.0427
55	MOTOR VEHICLES.....	0.0080	0.0183	0.0087	0.0116	0.0424	0.0139	0.0093	0.0378
56	MOTOR VEHICLE PARTS.....	0.0083	0.0196	0.0096	0.0117	0.0429	0.0140	0.0099	0.0380
57	OTHER TRANSPORT EQUIPMENT.....	0.0088	0.0193	0.0129	0.0123	0.0605	0.0142	0.0096	0.0382
58	APPLIANCES & RECEIVERS, HOUSEHOLD.....	0.0091	0.0334	0.0140	0.0109	0.0421	0.0236	0.0117	0.0381
59	OTHER ELECTRICAL PRODUCTS.....	0.0090	0.0311	0.0251	0.0123	0.0434	0.0119	0.0113	0.0377
60	CEMENT & CONCRETE PRODUCTS.....	0.0223	0.0337	0.0067	0.0174	0.0703	0.0141	0.0293	0.0401
61	OTHER NON-METALLIC MINERAL PROD.....	0.0220	0.0360	0.0069	0.0172	0.0696	0.0142	0.0288	0.0442
62	GASOLINE & FUEL OIL.....	0.0140	0.0323	0.0040	0.0368	0.0821	0.0096	0.0157	0.0144
63	OTHER PETROLEUM & COAL PROD.....	0.0149	0.0319	0.0043	0.0334	0.0730	0.0110	0.0466	0.0193
64	INDUSTRIAL CHEMICALS.....	0.0369	0.1168	0.0104	0.0178	0.0660	0.0208	0.0250	0.0409
65	FERTILIZERS.....	0.0329	0.0777	0.0174	0.0181	0.0590	0.0181	0.0258	0.0398
66	PHARMACEUTICALS.....	0.0353	0.1405	0.0081	0.0178	0.0665	0.0210	0.0248	0.0411
67	OTHER CHEMICAL PRODUCTS.....	0.0357	0.0768	0.0155	0.0177	0.0660	0.0207	0.0244	0.0412
68	SCIENTIFIC EQUIPMENT.....	0.0109	0.0538	0.0724	0.0112	0.0465	0.0211	0.0116	0.0463
69	OTHER MANUFACTURED PRODUCTS.....	0.0174	0.0782	0.0092	0.0118	0.0494	0.0201	0.0126	0.0747
70	RESIDENTIAL CONSTRUCTION.....	0.0189	0.0239	0.0096	0.0097	0.0562	0.0124	0.0090	0.0648
71	NON-RESIDENTIAL CONSTRUCTION.....	0.0189	0.0239	0.0096	0.0097	0.0562	0.0124	0.0090	0.0648
72	REPAIR CONSTRUCTION.....	0.0189	0.0239	0.0096	0.0097	0.0562	0.0124	0.0090	0.0648
73	PIPELINE TRANSPORTATION.....	0.0429	0.0108	0.0033	0.0503	0.0924	0.0187	0.0080	0.0309
74	TRANSPORTATION & STORAGE.....	0.0428	0.0108	0.0033	0.0502	0.0862	0.0188	0.0080	0.0309
75	RADIO & TELEVISION BROADCASTING.....	0.0060	0.0056	0.0027	0.0401	0.0656	0.0304	0.0045	0.0122
76	TELEPHONE & TELEGRAPH.....	0.0060	0.0056	0.0027	0.0401	0.0656	0.0304	0.0045	0.0122
77	POSTAL SERVICES.....	0.0060	0.0056	0.0027	0.0401	0.0656	0.0304	0.0045	0.0122
78	ELECTRIC POWER.....	0.0095	0.0036	0.0012	0.0548	0.0223	0.0068	0.0001	0.0101
79	OTHER UTILITIES.....	0.0093	0.0053	0.0013	0.0544	0.0150	0.0068	0.0083	0.0101
80	WHOLESALE MARGINS.....	0.0208	0.0355	0.0133	0.0114	0.0646	0.0294	0.0101	0.0692
81	RETAIL MARGINS.....	0.0126	0.0093	0.0037	0.0159	0.0315	0.0318	0.0213	0.0182
82	IMPUTED RENT OWNER OCCUP. DWEL.....	0.0029	0.0036	0.0015	0.1523	0.0086	0.0020	0.0014	0.0099
83	OTHER FINANCIALS, REAL ESTATE.....	0.0110	0.0076	0.0030	0.0535	0.0198	0.0267	0.0077	0.0184
84	BUSINESS SERVICES.....	0.0084	0.0130	0.0050	0.0072	0.0236	0.0603	0.0044	0.0155
85	EDUCATION SERVICES.....	0.0096	0.0275	0.0125	0.0077	0.0464	0.0664	0.0064	0.0227
86	HEALTH SERVICES.....	0.0091	0.0275	0.0125	0.0077	0.0464	0.0664	0.0064	0.0227
87	AMUSEMENT & RECREATION SERVICES.....	0.0167	0.0140	0.0200	0.0230	0.0350	0.0295	0.0129	0.0295
88	ACCOMMODATION & FOOD SERVICES.....	0.0143	0.0158	0.0050	0.0149	0.0437	0.0148	0.0121	0.0334
89	OTHER PERSONAL & MISC. SERVICES.....	0.0138	0.0281	0.0130	0.0370	0.0434	0.0250	0.0186	0.0411
90	TRANSPORTATION MARGINS.....	0.0418	0.0105	0.0032	0.0490	0.0608	0.0183	0.0078	0.0302
91	OPERATING, OFFICE, LAB. & FOOD.....	0.0134	0.0736	0.0212	0.0139	0.0616	0.0177	0.0114	0.0254
92	TRAVEL, ADVERTISING & PROMOTION.....	0.0338	0.0174	0.0144	0.0187	0.1799	0.0965	0.0092	0.0380

TABLE 26. IMPACT (INVERSE) MATRIX (AGGREGATION - M), 1963 - CONTINUED

COMMODITY AGGREGATION - M	RETAIL TRADE	OWNER OCCUPIED DWELLINGS	FINANCE, INS. & REAL ESTATE	EDUCATION & HEALTH SERVICES	AMUSEMENT RECREATION SERVICES	SERVICE TO BUSINESS MANAGEMENT	ACCOMMODATION- FOOD SERVICES	PERSONAL & MISC. SERVICES
NO.								
1 GRAINS.....	0.0136	..	0.0532	..	0.0004	0.0076	0.0030	0.0043
2 LIVE ANIMALS.....	0.0136	..	0.0532	..	0.0004	0.0076	0.0030	0.0043
3 OTHER AGRICULTURAL PRODUCTS.....	0.0153	..	0.0534	..	0.0004	0.0076	0.0031	0.0043
4 FORESTRY PRODUCTS.....	0.0237	..	0.1050	..	0.0007	0.0163	0.0048	0.0172
5 FISH LANDINGS.....	0.0125	..	0.0201	..	0.0003	0.0070	0.0019	0.0053
6 HUNTING & TRAPPING PRODUCTS.....	0.0125	..	0.0201	..	0.0003	0.0070	0.0019	0.0053
7 IRON ORES & CONCENTRATES.....	0.0115	..	0.0802	..	0.0004	0.0176	0.0028	0.0066
8 OTHER METAL ORES & CONCENTRATES.....	0.0113	..	0.0390	..	0.0004	0.0173	0.0028	0.0065
9 COAL.....	0.0084	..	0.1945	..	0.0008	0.0409	0.0048	0.0047
10 CRUDE MINERAL OILS.....	0.0084	..	0.1945	..	0.0008	0.0409	0.0048	0.0047
11 NATURAL GAS.....	0.0084	..	0.1945	..	0.0008	0.0409	0.0048	0.0047
12 NON-METALLIC MINERALS.....	0.0179	..	0.0465	..	0.0005	0.0189	0.0038	0.0116
13 SERVICES INCIDENTAL TO MINING.....	0.0212	..	0.0482	..	0.0008	0.0180	0.0071	0.0112
14 MEAT PRODUCTS.....	0.1449	..	0.0443	..	0.0010	0.0162	0.0108	0.0062
15 DAIRY PRODUCTS.....	0.0206	..	0.0383	..	0.0010	0.0167	0.0113	0.0062
16 FISH PRODUCTS.....	0.0206	..	0.0381	..	0.0010	0.0167	0.0113	0.0062
17 FRUITS & VEGETABLES PREPARATIONS.....	0.0206	..	0.0381	..	0.0010	0.0167	0.0113	0.0062
18 FIELDS.....	0.0206	..	0.0382	..	0.0010	0.0167	0.0113	0.0062
19 FLOUR, WHEATMEAL & OTHER CEREALS.....	0.0206	..	0.0380	..	0.0010	0.0166	0.0113	0.0061
20 BREAKFAST CEREAL & BAKERY PROD.....	0.0206	..	0.0383	..	0.0010	0.0167	0.0113	0.0062
21 SUGAR.....	0.0206	..	0.0380	..	0.0010	0.0166	0.0113	0.0061
22 MISC. FOOD PRODUCTS.....	0.0257	..	0.0385	..	0.0010	0.0165	0.0111	0.0061
23 SOFT DRINKS.....	0.0206	..	0.0380	..	0.0010	0.0166	0.0113	0.0061
24 ALCOHOLIC BEVERAGES.....	0.0206	..	0.0380	..	0.0010	0.0166	0.0113	0.0061
25 TOBACCO PROCESSED UNMANUFACTURED.....	0.0123	..	0.0412	..	0.0013	0.0182	0.0162	0.0046
26 CIGARETTES & TOBACCO MFG.....	0.0123	..	0.0412	..	0.0013	0.0182	0.0162	0.0046
27 TIRES & TUBES.....	0.0104	..	0.0341	..	0.0012	0.0181	0.0129	0.0052
28 OTHER RUBBER PRODUCTS.....	0.0106	..	0.0338	..	0.0012	0.0179	0.0127	0.0053
29 PLASTIC FABRICATED PRODUCTS.....	0.0110	..	0.0350	..	0.0011	0.0177	0.0120	0.0056
30 LEATHER & LEATHER PRODUCTS.....	0.0220	..	0.0364	..	0.0010	0.0176	0.0106	0.0098
31 YARNS & MAN MADE FIBRES.....	0.0097	..	0.0260	..	0.0007	0.0130	0.0075	0.0053
32 FABRICS.....	0.0097	..	0.0268	..	0.0007	0.0128	0.0073	0.0052
33 OTHER TEXTILE PRODUCTS.....	0.0142	..	0.0271	..	0.0007	0.0130	0.0075	0.0053
34 HOSIERY & KNITTED WEAR.....	0.0107	..	0.0366	..	0.0008	0.0138	0.0074	0.0045
35 CLOTHING & ACCESSORIES.....	0.0150	..	0.0378	..	0.0008	0.0126	0.0084	0.0039
36 LUMBER & TIMBER.....	0.0168	..	0.0618	..	0.0006	0.0137	0.0047	0.0106
37 VENEER & PLYWOOD.....	0.0168	..	0.0618	..	0.0006	0.0137	0.0047	0.0106
38 OTHER WOOD FABRICATED MATERIALS.....	0.0163	..	0.0600	..	0.0006	0.0138	0.0049	0.0103
39 FURNITURE & FIXTURES.....	0.0099	..	0.0372	..	0.0009	0.0152	0.0077	0.0052
40 PULP.....	0.0125	..	0.0418	..	0.0006	0.0139	0.0050	0.0080
41 NEWSPRINT & OTHER PAPER STOCK.....	0.0125	..	0.0418	..	0.0006	0.0139	0.0050	0.0080
42 PAPER PRODUCTS.....	0.0123	..	0.0416	..	0.0007	0.0146	0.0060	0.0077
43 PRINTING & PUBLISHING.....	0.0106	..	0.0398	..	0.0014	0.0215	0.0113	0.0059
44 ADVERTISING, PRINT MEDIA.....	0.0106	..	0.0398	..	0.0015	0.0217	0.0115	0.0058
45 IRON & STEEL PRODUCTS.....	0.0096	..	0.0263	..	0.0005	0.0145	0.0036	0.0057
46 ALUMINUM PRODUCTS.....	0.0096	..	0.0264	..	0.0004	0.0144	0.0034	0.0056
47 COPPER & COPPER ALLOY PRODUCTS.....	0.0096	..	0.0263	..	0.0004	0.0144	0.0034	0.0056
48 NICKEL PRODUCTS.....	0.0096	..	0.0263	..	0.0004	0.0144	0.0033	0.0056
49 OTHER NON-FERROUS METAL PRODUCTS.....	0.0097	..	0.0271	..	0.0005	0.0148	0.0041	0.0056
50 BOILERS, TANKS & PLATES.....	0.0099	..	0.0267	..	0.0008	0.0161	0.0065	0.0057
51 FABRICATED STRUCTURAL METAL PROD.....	0.0099	..	0.0264	..	0.0007	0.0159	0.0060	0.0058
52 OTHER METAL FABRICATED PRODUCTS.....	0.0099	..	0.0270	..	0.0008	0.0162	0.0066	0.0058
53 AGRICULTURAL MACHINERY.....	0.0086	..	0.0357	..	0.0009	0.0158	0.0075	0.0048
54 OTHER INDUSTRIAL MACHINERY.....	0.0090	..	0.0344	..	0.0009	0.0161	0.0073	0.0050
55 MOTOR VEHICLES.....	0.0091	..	0.0209	..	0.0007	0.0188	0.0065	0.0051
56 MOTOR VEHICLE PARTS.....	0.0092	..	0.0214	..	0.0007	0.0186	0.0065	0.0051
57 OTHER TRANSPORT EQUIPMENT.....	0.0093	..	0.0218	..	0.0007	0.0186	0.0066	0.0052
58 APPLIANCES & RECEIVERS, HOUSEHOLD.....	0.0093	..	0.0347	..	0.0011	0.0170	0.0090	0.0051
59 OTHER ELECTRICAL PRODUCTS.....	0.0094	..	0.0345	..	0.0023	0.0166	0.0087	0.0050
60 CEMENT & CONCRETE PRODUCTS.....	0.0176	..	0.0322	..	0.0007	0.0161	0.0063	0.0112
61 OTHER NON-METALLIC MINERAL PROD.....	0.0174	..	0.0323	..	0.0007	0.0162	0.0064	0.0110
62 GASOLINE & FUEL OIL.....	0.0075	..	0.0801	..	0.0006	0.0204	0.0054	0.0041
63 OTHER PETROLEUM & COAL PROD.....	0.0084	..	0.0758	..	0.0007	0.0213	0.0067	0.0046
64 INDUSTRIAL CHEMICALS.....	0.0141	..	0.0359	..	0.0015	0.0252	0.0179	0.0071
65 FERTILIZERS.....	0.0153	..	0.0368	..	0.0013	0.0237	0.0147	0.0084
66 PHARMACEUTICALS.....	0.0143	..	0.0360	..	0.0015	0.0254	0.0183	0.0071
67 OTHER CHEMICAL PRODUCTS.....	0.0143	..	0.0360	..	0.0015	0.0249	0.0177	0.0071
68 SCIENTIFIC EQUIPMENT.....	0.0107	..	0.0397	..	0.0012	0.0378	0.0124	0.0056
69 OTHER MANUFACTURED PRODUCTS.....	0.0113	..	0.0410	..	0.0012	0.0181	0.0128	0.0059
70 RESIDENTIAL CONSTRUCTION.....	0.0191	..	0.0319	..	0.0006	0.0261	0.0045	0.0096
71 NON-RESIDENTIAL CONSTRUCTION.....	0.0191	..	0.0319	..	0.0006	0.0261	0.0045	0.0096
72 REPAIR CONSTRUCTION.....	0.0191	..	0.0319	..	0.0006	0.0261	0.0045	0.0096
73 PIPELINE TRANSPORTATION.....	0.0199	..	0.0355	..	0.0008	0.0126	0.0062	0.0091
74 TRANSPORTATION & STORAGE.....	0.0226	..	0.0359	..	0.0008	0.0126	0.0062	0.0092
75 RADIO & TELEVISION BROADCASTING.....	0.0101	..	0.0303	..	0.0263	0.0093	0.0036	0.0043
76 TELEPHONE & TELEGRAPH.....	0.0103	..	0.0303	..	0.0263	0.0093	0.0036	0.0043
77 POSTAL SERVICES.....	0.0103	..	0.0303	..	0.0263	0.0093	0.0036	0.0043
78 ELECTRIC POWER.....	0.0055	..	0.0320	..	0.0003	0.0083	0.0020	0.0034
79 OTHER UTILITIES.....	0.0055	..	0.0324	..	0.0003	0.0084	0.0020	0.0046
80 WHOLESALE MARGINS.....	0.0148	..	0.0580	..	0.0015	0.0235	0.0132	0.0078
81 RETAIL MARGINS.....	0.9982	..	0.0844	..	0.0029	0.0167	0.0144	0.0079
82 IMPUTED RENT OWNER OCCUP. DWEL.....	0.0030	1.0000	0.0114	..	0.0001	0.0041	0.0008	0.0015
83 OTHER FINANCE, INS., REAL ESTATE.....	0.0158	..	0.0490	0.0003	0.0022	0.0275	0.0136	0.0070
84 BUSINESS SERVICES.....	0.0125	..	0.0457	..	0.0014	0.0141	0.0095	0.0083
85 EDUCATION SERVICES.....	0.0177	..	0.0522	1.0000	0.0015	0.0195	0.0045	0.0142
86 HEALTH SERVICES.....	0.0177	..	0.0522	1.0000	0.0015	0.0195	0.0045	0.0142
87 AMUSEMENT & RECREATION SERVICES.....	0.0245	..	0.1566	..	1.0048	0.0274	0.0171	0.0179
88 ACCOMMODATION & FOOD SERVICES.....	0.0773	..	0.0545	..	0.0124	0.0127	0.0205	0.0079
89 OTHER PERSONAL & MISC. SERVICES.....	0.2900	..	0.0742	..	0.0013	0.1439	0.0090	0.0690
90 TRANSPORTATION MARGINS.....	0.0221	..	0.0350	..	0.0008	0.0123	0.0061	0.0089
91 OPERATING, OFFICE, LAB. & FOOD.....	0.0886	..	0.0352	..	0.0009	0.0305	0.0074	0.0540
92 TRAVEL, ADVERTISING & PROMOTION.....	0.0473	..	0.0392	..	0.0123	0.0888	0.1904	0.0138

TABLE 26. IMPACT (INVERSE) MATRIX (AGGREGATION - M). 1963 - CONCLUDED

NO.	COMMODITY AGGREGATION - M	TRANS MARGINS	OPERATING OFFICE LAB & FOOD	TRAVEL PROMOTION ADV'TG.
1	GRAINS.....	0.0220	0.0538	0.0142
2	LIVE ANIMALS.....	0.0220	0.0538	0.0141
3	OTHER AGRICULTURAL PRODUCTS.....	0.0220	0.0540	0.0143
4	FORESTRY PRODUCTS.....	0.0116	0.1397	0.0210
5	FISH LANDINGS.....	0.0140	0.0289	0.0092
6	HUNTING & TRAPPING PRODUCTS.....	0.0140	0.0289	0.0092
7	IRON ORES & CONCENTRATES.....	0.0124	0.0939	0.0132
8	OTHER METAL ORES & CONCENTRATES.....	0.0146	0.0918	0.0134
9	COAL.....	0.0049	0.0503	0.0197
10	CRUDE MINERAL OILS.....	0.0049	0.0503	0.0197
11	NATURAL GAS.....	0.0049	0.0503	0.0197
12	NON-METALLIC MINERALS.....	0.0162	0.1160	0.0185
13	SERVICES INCIDENTAL TO MINING.....	0.0154	0.1659	0.0358
14	MEAT PRODUCTS.....	0.0370	0.0575	0.0563
15	DAIRY PRODUCTS.....	0.0416	0.0564	0.0593
16	FISH PRODUCTS.....	0.0418	0.0564	0.0595
17	FRUITS & VEGETABLES PREPARATIONS.....	0.0418	0.0564	0.0594
18	FEEDS.....	0.0417	0.0564	0.0592
19	FLOUR, WHEAT, MEAL & OTHER CEREALS.....	0.0419	0.0564	0.0592
20	BREAKFAST CEREAL & BAKERY PROD.....	0.0415	0.0564	0.0593
21	SUGAR.....	0.0419	0.0564	0.0592
22	MISC. FOOD PRODUCTS.....	0.0414	0.0564	0.0585
23	SOFT DRINKS.....	0.0419	0.0564	0.0592
24	ALCOHOLIC BEVERAGES.....	0.0419	0.0564	0.0592
25	TOBACCO PROCESSED UNMANUFACTURED.....	0.0210	0.0434	0.0862
26	CIGARETTES & TOBACCO MFG.....	0.0210	0.0434	0.0862
27	TIRES & TUBES.....	0.0329	0.0536	0.0685
28	OTHER RUBBER PRODUCTS.....	0.0330	0.0544	0.0673
29	PLASTIC FABRICATED PRODUCTS.....	0.0341	0.0568	0.0634
30	LEATHER & LEATHER PRODUCTS.....	0.0279	0.0599	0.0559
31	YARNS & MAN-MADE FIBRES.....	0.0384	0.0566	0.0393
32	FABRICS.....	0.0276	0.0558	0.0382
33	OTHER TEXTILE PRODUCTS.....	0.0279	0.0563	0.0392
34	HOSIERY & KNITTED WEAR.....	0.0211	0.0468	0.0386
35	CLOTHING & ACCESSORIES.....	0.0169	0.0383	0.0439
36	LUMBER & TIMBER.....	0.0159	0.1037	0.0223
37	VENEER & PLYWOOD.....	0.0360	0.1038	0.0223
38	OTHER WOOD FABRICATED MATERIALS.....	0.0358	0.1001	0.0236
39	FURNITURE & FIXTURES.....	0.0305	0.0505	0.0401
40	PULP.....	0.0453	0.0757	0.0247
41	NEWSPRINT & OTHER PAPER STOCK.....	0.0452	0.0757	0.0248
42	PAPER PRODUCTS.....	0.0425	0.0726	0.0303
43	PRINTING & PUBLISHING.....	0.0240	0.0458	0.0599
44	ADVERTISING PRINT MEDIA.....	0.0234	0.0450	0.0607
45	IRON & STEEL PRODUCTS.....	0.0364	0.0697	0.0178
46	ALUMINUM PRODUCTS.....	0.0367	0.0702	0.0169
47	COPPER & COPPER ALLOY PRODUCTS.....	0.0368	0.0702	0.0168
48	NICKEL PRODUCTS.....	0.0369	0.0704	0.0165
49	OTHER NON-FERROUS METAL PRODUCTS.....	0.0358	0.0690	0.0207
50	BOILERS, TANKS & PLATES.....	0.0309	0.0613	0.0339
51	FABRICATED STRUCTURAL METAL PROD.....	0.0321	0.0631	0.0311
52	OTHER METAL FABRICATED PRODUCTS.....	0.0308	0.0614	0.0342
53	AGRICULTURAL MACHINERY.....	0.0238	0.0529	0.0393
54	OTHER INDUSTRIAL MACHINERY.....	0.0253	0.0553	0.0384
55	MOTOR VEHICLES.....	0.0268	0.0596	0.0343
56	MOTOR VEHICLE PARTS.....	0.0272	0.0598	0.0343
57	OTHER TRANSPORT EQUIPMENT.....	0.0266	0.0597	0.0344
58	APPLIANCES & RECREATION HOUSEHOLD.....	0.0240	0.0529	0.0473
59	OTHER ELECTRICAL PRODUCTS.....	0.0233	0.0527	0.0457
60	CEMENT & CONCRETE PRODUCTS.....	0.0512	0.1080	0.0322
61	OTHER NON-METALLIC MINERAL PROD.....	0.0504	0.1063	0.0327
62	GASOLINE & FUEL OIL.....	0.0087	0.0416	0.0260
63	OTHER PETROLEUM & COAL PROD.....	0.0139	0.0454	0.0330
64	INDUSTRIAL CHEMICALS.....	0.0370	0.0571	0.0955
65	FERTILIZERS.....	0.0315	0.0729	0.0778
66	PHARMACEUTICALS.....	0.0371	0.0567	0.0975
67	OTHER CHEMICAL PRODUCTS.....	0.0370	0.0573	0.0945
68	SCIENTIFIC EQUIPMENT.....	0.0267	0.0585	0.0654
69	OTHER MANUFACTURED PRODUCTS.....	0.0277	0.0598	0.0678
70	RESIDENTIAL CONSTRUCTION.....	0.0353	0.0557	0.0225
71	NON-RESIDENTIAL CONSTRUCTION.....	0.0353	0.0557	0.0225
72	REPAIR CONSTRUCTION.....	0.0353	0.0557	0.0225
73	PIPELINE TRANSPORTATION.....	0.0100	0.0675	0.0204
74	TRANSPORTATION & STORAGE.....	0.0100	0.0677	0.0205
75	RADIO & TELEVISION BROADCASTING.....	0.0049	0.0440	0.0177
76	TELEPHONE & TELEGRAPH.....	0.0049	0.0440	0.0177
77	POSTAL SERVICES.....	0.0049	0.0440	0.0177
78	ELECTRIC POWER.....	0.0083	0.0216	0.0096
79	OTHER UTILITIES.....	0.0083	0.0219	0.0098
80	WHOLESALE MARGINS.....	0.0112	0.0588	0.0692
81	RETAIL MARGINS.....	0.0078	0.0662	0.0421
82	IMPLIED RENT OWNER-OCUP. DWEL.....	0.0053	0.0088	0.0036
83	OTHER FINANCIALS, REAL ESTATE.....	0.0057	0.0619	0.0407
84	BUSINESS SERVICES.....	0.0060	0.0636	0.0499
85	EDUCATION SERVICES.....	0.0073	0.0840	0.0222
86	HEALTH SERVICES.....	0.0073	0.0840	0.0222
87	AMUSEMENT & RECREATION SERVICES.....	0.0097	0.1352	0.0877
88	ACCOMMODATION & FOOD SERVICES.....	0.0185	0.0656	0.0308
89	OTHER PERSONAL & MISC. SERVICES.....	0.0109	0.0725	0.0410
90	TRANSPORTATION MARGINS.....	1.0098	0.0661	0.0200
91	OPERATING OFFICE, LAB & FOOD.....	0.0407	1.0443	0.0363
92	TRAVEL, ADVERTISING & PROMOTION.....	0.0190	0.0490	1.0347

TABLE 27. MARGINS (AGGREGATION - M), 1963 (MILLIONS OF DOLLARS)

COMMODITY AGGREGATION - M	RETAIL	WHOLESALE	TAX	TRANSPORT	GAS	STORAGE	PIPELINE
NO.							
1 GRAINS.....	--	40.0	--	103.2	--	74.7	--
2 LIVE ANIMALS.....	0.2	29.0	--	18.4	--	--	--
3 OTHER AGRICULTURAL PRODUCTS.....	97.9	81.3	0.3	60.4	--	--	--
4 FORESTRY PRODUCTS.....	2.0	5.5	--	52.2	--	--	--
5 FISH LANDINGS.....	2.7	9.9	--	6.1	--	--	--
6 HUNTING & TRAPPING PRODUCTS.....	--	1.5	--	0.9	--	--	--
7 IRON ORES & CONCENTRATES.....	--	--	--	62.2	--	--	--
8 OTHER METAL ORES & CONCENTRATES.....	--	--	--	44.7	--	--	--
9 COAL.....	9.5	9.1	--	38.9	--	--	--
10 CRUDE MINERAL OILS.....	--	--	--	1.2	--	--	154.8
11 NATURAL GAS.....	--	--	--	--	159.4	--	118.9
12 NON-METALLIC MINERALS.....	3.5	6.4	--	88.0	--	--	--
14 MEAT PRODUCTS.....	227.5	45.9	7.4	30.8	--	--	--
15 DAIRY PRODUCTS.....	126.3	37.3	--	16.1	--	--	--
16 FISH PRODUCTS.....	15.9	14.6	--	6.1	--	--	--
17 FRUITS & VEGETABLES PREPARATIONS.....	103.5	45.5	--	16.6	--	--	--
18 FEEDS.....	8.6	27.9	--	23.8	--	--	--
19 FLOUR, WHEAT MEAL & OTHER CEREALS.....	10.8	15.6	--	10.0	--	--	--
20 BREAKFAST CEREAL & BAKERY PROD.....	121.7	26.3	--	15.3	--	--	--
21 SUGAR.....	22.8	16.1	--	6.1	--	--	--
22 MISC. FOOD PRODUCTS.....	129.9	58.3	16.9	29.5	--	--	--
23 SOFT DRINKS.....	30.4	7.5	16.0	3.5	--	--	--
24 ALCOHOLIC BEVERAGES.....	120.1	8.3	555.4	15.8	--	--	--
25 TOBACCO PROCESSED UNMANUFACTURED.....	--	--	--	1.6	--	--	--
26 CIGARETTES & TOBACCO MFG.....	92.5	44.1	423.2	3.3	--	--	--
27 TIRES & TUBES.....	26.0	24.5	15.4	11.6	--	--	--
28 OTHER RUBBER PRODUCTS.....	20.5	12.8	8.8	5.2	--	--	--
29 PLASTIC FABRICATED PRODUCTS.....	6.7	13.6	8.3	5.1	--	--	--
30 LEATHER & LEATHER PRODUCTS.....	119.2	16.4	27.0	6.6	--	--	--
31 YARNS & MAN MADE FIBRES.....	15.2	16.1	2.0	7.2	--	--	--
32 FABRICS.....	34.7	54.8	9.6	9.4	--	--	--
33 OTHER TEXTILE PRODUCTS.....	71.0	32.0	22.4	13.9	--	--	--
34 HOSIERY & KNITTED WEAR.....	112.3	12.4	22.1	7.3	--	--	--
35 CLOTHING & ACCESSORIES.....	556.4	64.9	90.2	39.9	--	--	--
36 LUMBER & TIMBER.....	3.4	62.1	6.9	81.6	--	--	--
37 VENEER & PLYWOOD.....	3.4	36.7	3.8	14.0	--	--	--
38 OTHER WOOD FABRICATED MATERIALS.....	0.5	41.3	6.3	16.8	--	--	--
39 FURNITURE & FIXTURES.....	122.6	22.7	40.1	12.4	--	--	--
40 PULP.....	--	2.3	--	24.9	--	--	--
41 NEWSPRINT & OTHER PAPER STOCK.....	3.6	61.3	4.0	86.1	--	--	--
42 PAPER PRODUCTS.....	56.9	63.1	33.3	38.5	--	--	--
43 PRINTING & PUBLISHING.....	51.8	43.7	40.5	18.3	--	--	--
45 IRON & STEEL PRODUCTS.....	--	62.4	10.6	59.4	--	--	--
46 ALUMINUM PRODUCTS.....	1.0	11.0	--	13.0	--	--	--
47 COPPER & COPPER ALLOY PRODUCTS.....	--	9.6	1.0	9.6	--	--	--
48 NICKEL PRODUCTS.....	--	1.9	--	11.9	--	--	--
49 OTHER NON FERROUS METAL PRODUCTS.....	0.5	83.9	0.3	26.9	--	--	--
50 BOILERS, TANKS & PLATES.....	1.5	14.6	4.7	4.2	--	--	--
51 FABRICATED STRUCTURAL METAL PROD.....	1.7	29.5	8.0	15.4	--	--	--
52 OTHER METAL FABRICATED PRODUCTS.....	45.8	168.0	44.9	59.1	--	--	--
53 AGRICULTURAL MACHINERY.....	12.9	84.8	--	12.0	--	--	--
54 OTHER INDUSTRIAL MACHINERY.....	16.7	343.6	63.4	67.7	--	--	--
55 MOTOR VEHICLES.....	205.6	126.3	179.0	24.0	--	--	--
56 MOTOR VEHICLE PARTS.....	125.3	136.9	29.0	27.4	--	--	--
57 OTHER TRANSPORT EQUIPMENT.....	5.6	16.0	40.5	9.7	--	--	--
58 APPLIANCES & RECEIVERS, HOUSEHOLD.....	133.2	54.4	70.6	11.9	--	--	--
59 OTHER ELECTRICAL PRODUCTS.....	29.1	133.4	60.2	30.7	--	--	--
60 CEMENT & CONCRETE PRODUCTS.....	0.4	19.6	12.2	22.5	--	--	--
61 OTHER NON-METALLIC MINERAL PROD.....	35.5	59.1	12.6	41.2	--	--	--
62 GASOLINE & FUEL OIL.....	319.2	346.9	611.9	67.5	--	--	--
63 OTHER PETROLEUM & COAL PROD.....	18.5	52.4	7.3	24.8	1.6	--	3.5
64 INDUSTRIAL CHEMICALS.....	2.7	64.1	0.8	54.8	--	--	--
65 FERTILIZERS.....	3.7	7.1	--	22.0	--	--	--
66 PHARMACEUTICALS.....	99.1	27.2	14.8	4.2	--	--	--
67 OTHER CHEMICAL PRODUCTS.....	101.3	90.5	57.1	34.4	--	--	--
68 SCIENTIFIC EQUIPMENT.....	41.3	37.1	21.5	12.1	--	--	--
69 OTHER MANUFACTURED PRODUCTS.....	147.9	51.6	41.9	14.7	--	--	--
78 ELECTRIC POWER.....	--	--	0.2	--	--	--	--
84 BUSINESS SERVICES.....	--	--	2.0	--	--	--	--
87 AMUSEMENT & RECREATION SERVICES.....	--	--	28.4	--	--	--	--
89 OTHER PERSONAL & MISC. SERVICES.....	--	--	1.2	--	--	--	--
93 NON-COMPETING IMPORTS.....	22.8	21.5	--	13.6	--	--	--
TOTAL.....	3701.3	3164.3	2684.0	1747.9	161.0	74.7	277.2

NOTE: DETAIL MAY NOT ADD DUE TO ROUNDING.

TABLE 28. MAKE (OUTPUT) MATRIX (AGGREGATION - S), 1964 (MILLIONS OF DOLLARS)

NO.	COMMODITY AGGREGATION - S	AGRICUL- TURE	FOREST- RY	FISHING, HUNTING & TRAPPING	MINES QUARRIES & OIL WELLS	MANUFAC- TURING	CONSTRUC- TION
1	GRAINS	1081.6	--	--	--	0.8	--
2	OTHER AGRICULTURAL PRODUCTS	2579.1	3.0	--	--	6.7	--
3	FORESTRY PRODUCTS	29.0	932.8	--	--	9.0	--
4	FISHING & TRAPPING PRODUCTS	--	--	162.5	--	--	--
5	METALLIC ORES & CONCENTRATES	--	--	--	1339.1	102.2	--
6	MINERALS FUELS	--	--	--	924.1	--	--
7	NON-METALLIC MINERALS	--	--	--	335.9	12.0	--
8	SERVICES INCIDENTAL TO MINING	--	--	--	219.0	--	--
9	MEAT, FISH & DAIRY PRODUCTS	42.5	--	--	--	2764.3	--
10	FRUIT, VEG., FEED, MISC. FOOD PROD	7.6	--	--	--	2602.8	--
11	BEVERAGES	--	--	--	--	735.4	--
12	TOBACCO & TOBACCO PRODUCTS	--	--	--	--	354.0	--
13	RUBBER, LEATHER, PLASTIC FAB. PRO	--	--	--	--	875.5	--
14	TEXTILE PRODUCTS	--	--	--	--	1203.7	--
15	KNITTED PRODUCTS & CLOTHING	--	--	--	--	1262.7	--
16	LUMBER, SAWMILL, OTHER WOOD PROD	--	2.7	--	--	1433.1	--
17	FURNITURE & FIXTURES	--	--	--	--	437.3	--
18	PAPER & PAPER PRODUCTS	--	--	--	--	2771.3	--
19	PRINTING & PUBLISHING	--	--	--	--	977.6	--
20	PRIMARY METAL PRODUCTS	--	--	--	0.9	3126.0	--
21	METAL FABRICATED PRODUCTS	--	--	--	--	2025.3	--
22	MACHINERY & EQUIPMENT	--	0.3	--	7.9	1193.3	--
23	AUTOS, TRUCKS, OTHER TRANSP. EQP	--	--	--	--	3206.8	--
24	ELEC. & COMMUNICATIONS PROD	--	--	--	--	1679.5	--
25	NON-METALLIC MINERAL PRODUCTS	--	--	--	3.4	910.2	--
26	PETROLEUM & COAL PRODUCTS	--	--	--	16.8	1461.8	--
27	CHEMICALS, CHEMICAL PROD	--	--	--	32.0	1836.9	--
28	MISC. MANUFACTURED PRODUCTS	--	--	--	--	692.9	--
29	RESIDENTIAL CONSTRUCTION	--	--	--	--	--	1989.5
30	NON-RESIDENTIAL CONSTRUCTION	--	--	--	--	--	4949.1
31	REPAIR CONSTRUCTION	--	--	--	--	--	1669.5
32	TRANSPORTATION & STORAGE	--	11.7	--	--	0.7	--
33	COMMUNICATION SERVICES	--	--	--	--	--	--
34	OTHER UTILITIES	--	0.2	--	1.0	18.4	--
35	WHOLESALE MARGINS	--	1.2	--	0.6	580.4	--
36	RETAIL MARGINS	--	--	--	--	--	--
37	IMPUTED RENT OWNER OCPD. DWEL	--	--	--	--	--	--
38	OTHER FINANCE, INS., REAL ESTATE	1.4	0.5	--	34.6	56.3	26.9
39	BUSINESS SERVICES	--	--	--	--	101.1	--
40	PERSONAL & OTHER MISC. SERVICE	--	22.0	0.5	11.2	187.0	34.2
41	TRANSPORTATION MARGINS	--	--	--	--	--	--
42	OPERATING, OFFICE, LAB & FOOD	--	--	--	--	--	--
43	TRAVEL, ADVERTISING, PROMOTION	--	--	--	--	--	--
TOTAL		3741.2	974.4	163.0	2926.3	32625.2	8669.2

NOTE: DETAIL MAY NOT ADD DUE TO ROUNDING.

TABLE 28. MAKE (OUTPUT) MATRIX (AGGREGATION - S), 1964 (MILLIONS OF DOLLARS) - CONTINUED

NO.	COMMODITY AGGREGATION - S	TRANS. & STORAGE	COMMUNI- CATION	ELEC. POWER GAS, OTHER UTILITIES	WHOLESALE TRADE	RETAIL TRADE	FINANCE, INS. & REAL EST.
1	GRAINS	--	--	--	--	--	--
2	OTHER AGRICULTURAL PRODUCTS	--	--	--	--	2.4	--
3	FORESTRY PRODUCTS	--	--	0.8	--	--	--
4	FISHING & TRAPPING PRODUCTS	--	--	--	--	--	--
5	METALLIC ORES & CONCENTRATES	--	--	--	--	--	--
6	MINERALS FUELS	--	--	--	--	--	--
7	NON-METALLIC MINERALS	--	--	--	--	--	--
8	SERVICES INCIDENTAL TO MINING	--	--	--	--	--	--
9	MEAT, FISH & DAIRY PRODUCTS	--	--	--	11.1	200.4	--
10	FRUIT, VEG., FEED, MISC. FOOD PROD	--	--	--	11.4	6.6	--
11	BEVERAGES	--	--	--	--	--	--
12	TOBACCO & TOBACCO PRODUCTS	--	--	--	--	--	--
13	RUBBER, LEATHER, PLASTIC FAB. PRO	--	--	--	2.8	1.6	--
14	TEXTILE PRODUCTS	--	--	--	4.1	0.3	--
15	KNITTED PRODUCTS & CLOTHING	--	--	--	0.6	--	--
16	LUMBER, SAWMILL, OTHER WOOD PROD	--	--	--	1.9	--	--
17	FURNITURE & FIXTURES	--	--	--	2.2	--	--
18	PAPER & PAPER PRODUCTS	--	--	--	5.7	--	--
19	PRINTING & PUBLISHING	--	--	--	0.9	--	--
20	PRIMARY METAL PRODUCTS	--	--	--	--	--	--
21	METAL FABRICATED PRODUCTS	--	--	--	5.6	--	--
22	MACHINERY & EQUIPMENT	--	--	--	--	--	--
23	AUTOS, TRUCKS, OTHER TRANSP. EQP	12.8	--	--	0.2	--	--
24	ELEC. & COMMUNICATIONS PROD	--	54.0	--	0.6	--	--
25	NON-METALLIC MINERAL PRODUCTS	--	--	--	1.9	--	--
26	PETROLEUM & COAL PRODUCTS	--	--	0.4	--	--	--
27	CHEMICALS, CHEMICAL PROD	--	--	--	0.2	--	--
28	MISC. MANUFACTURED PRODUCTS	--	--	--	14.0	--	--
29	RESIDENTIAL CONSTRUCTION	--	--	--	--	--	--
30	NON-RESIDENTIAL CONSTRUCTION	--	--	--	--	--	--
31	REPAIR CONSTRUCTION	--	--	--	--	--	--
32	TRANSPORTATION & STORAGE	4152.4	--	--	--	10.3	--
33	COMMUNICATION SERVICES	--	1315.8	--	--	--	--
34	OTHER UTILITIES	7.4	--	1205.4	--	--	--
35	WHOLESALE MARGINS	5.3	--	--	3029.9	--	--
36	RETAIL MARGINS	6.2	--	10.1	--	4112.1	--
37	IMPUTED RENT OWNER OCPD. DWEL	--	--	--	--	--	2951.8
38	OTHER FINANCE, INS., REAL ESTATE	12.4	0.6	1.0	22.7	24.5	5267.5
39	BUSINESS SERVICES	3.3	33.0	--	--	--	--
40	PERSONAL & OTHER MISC. SERVICE	39.9	4.2	18.0	239.5	695.8	20.8
41	TRANSPORTATION MARGINS	--	--	--	--	--	--
42	OPERATING, OFFICE, LAB & FOOD	--	--	--	--	--	--
43	TRAVEL, ADVERTISING, PROMOTION	--	--	--	--	--	--
TOTAL		4239.7	1407.6	1235.8	3355.4	5054.1	8240.1

NOTE: DETAIL MAY NOT ADD DUE TO ROUNDING.

TABLE 28. MAKE (OUTPUT) MATRIX (AGGREGATION - S), 1964 (MILLIONS OF DOLLARS) - CONCLUDED

NO.	COMMODITY AGGREGATION - S	BUSINESS & PERSONAL SERVICES	TRANS. MARGINS	OPERATING OFFICE SUPPLIES	TRAVEL, PROMOTION, ADV'TG.	TOTAL INDUSTRIES
1	GRAINS.....	--	--	--	--	1082.4
2	OTHER AGRICULTURAL PRODUCTS.....	--	--	--	--	2591.2
3	FORESTRY PRODUCTS.....	--	--	--	--	971.6
4	FISHING & TRAPPING PRODUCTS.....	--	--	--	--	162.5
5	METALLIC ORES & CONCENTRATES.....	--	--	--	--	1441.2
6	MINERALS FUELS.....	--	--	--	--	924.1
7	NON-METALLIC MINERALS.....	--	--	--	--	347.9
8	SERVICES INCIDENTAL TO MINING.....	--	--	--	--	219.0
9	MEAT,FISH & DAIRY PRODUCTS.....	--	--	--	--	3018.4
10	FRUIT,VEG.,FEED,MISC.FOOD PROD.....	--	--	--	--	2628.5
11	BEVERAGES.....	--	--	--	--	735.4
12	TOBACCO & TOBACCO PRODUCTS.....	--	--	--	--	354.0
13	RUBBER,LEATHER,PLASTIC FAB.PRO.....	--	--	--	--	878.3
14	TEXTILE PRODUCTS.....	--	--	--	--	1209.4
15	KNITTED PRODUCTS & CLOTHING.....	--	--	--	--	1263.7
16	LUMBER,SAWMILL,OTHER WOOD PROD.....	--	--	--	--	1437.7
17	FURNITURE & FIXTURES.....	--	--	--	--	439.5
18	PAPER & PAPER PRODUCTS.....	--	--	--	--	2776.9
19	PRINTING & PUBLISHING.....	--	--	--	--	978.5
20	PRIMARY METAL PRODUCTS.....	--	--	--	--	3126.9
21	METAL FABRICATED PRODUCTS.....	--	--	--	--	2030.9
22	MACHINERY & EQUIPMENT.....	--	--	--	--	1201.5
23	AUTOS,TRUCKS,OTHER TRANSP. EQP.....	--	--	--	--	3219.8
24	ELEC. & COMMUNICATIONS PROD.....	--	--	--	--	1734.0
25	NON-METALLIC MINERAL PRODUCTS.....	--	--	--	--	915.5
26	PETROLEUM & COAL PRODUCTS.....	--	--	--	--	1479.0
27	CHEMICALS,CHEMICAL PROD.....	--	--	--	--	1869.1
28	MISC. MANUFACTURED PRODUCTS.....	--	--	--	--	706.9
29	RESIDENTIAL CONSTRUCTION.....	--	--	--	--	1989.5
30	NON-RESIDENTIAL CONSTRUCTION.....	--	--	--	--	4949.1
31	REPAIR CONSTRUCTION.....	--	--	--	--	1669.5
32	TRANSPORTATION & STORAGE.....	--	--	--	--	4175.1
33	COMMUNICATION SERVICES.....	--	--	--	--	1315.8
34	OTHER UTILITIES.....	3.0	--	--	--	1235.4
35	WHOLESALE MARGINS.....	--	--	--	--	3617.4
36	RETAIL MARGINS.....	44.7	--	--	--	4173.1
37	IMPUTED RENT OWNER OCPD. DWEL.....	--	--	--	--	2951.8
38	OTHER FINANCE,INS,REAL ESTATE.....	44.5	--	--	--	5492.9
39	BUSINESS SERVICES.....	999.6	--	--	--	1137.1
40	PERSONAL & OTHER MISC. SERVICE.....	4169.9	--	--	--	5443.0
41	TRANSPORTATION MARGINS.....	--	1886.5	--	--	1886.5
42	OPERATING,OFFICE LAB & FOOD.....	--	--	3609.7	--	3609.7
43	TRAVEL, ADVERTISING, PROMOTION.....	--	--	--	1819.0	1819.0
	TOTAL.....	5261.8	1886.5	3609.7	1819.0	85208.9

NOTE: DETAIL MAY NOT ADD DUE TO ROUNDING.

TABLE 29. USE (INPUT) MATRIX (AGGREGATION - S), 1964 (MILLIONS OF DOLLARS)

NO.	COMMODITY AGGREGATION - S	AGRICUL- TURE	FOREST- RY	FISHING, HUNTING & TRAPPING	MINES QUARRIES & OIL WELLS	MANUFACTURING	CONSTRUC- TION
1	GRAINS.....	41.1	--	--	--	313.9	--
2	OTHER AGRICULTURAL PRODUCTS.....	124.7	1.0	--	--	1665.8	4.6
3	FORESTRY PRODUCTS.....	0.3	73.0	--	0.1	830.5	4.8
4	FISHING & TRAPPING PRODUCTS.....	--	--	2.1	--	120.3	--
5	METALLIC ORES & CONCENTRATES.....	--	--	--	8.6	962.4	--
6	MINERALS FUELS.....	1.3	0.1	--	3.8	1030.9	3.5
7	NON-METALLIC MINERALS.....	4.5	--	0.8	8.6	132.8	55.8
8	SERVICES INCIDENTAL TO MINING.....	--	--	--	77.7	--	47.6
9	MEAT,FISH & DAIRY PRODUCTS.....	0.4	--	--	--	454.9	--
10	FRUIT,VEG.,FEED,MISC.FOOD PROD.....	319.8	4.7	--	0.3	576.4	--
11	BEVERAGES.....	--	--	--	--	31.9	--
12	TOBACCO & TOBACCO PRODUCTS.....	--	--	--	--	79.6	--
13	RUBBER,LEATHER,PLASTIC FAB.PRO.....	9.0	--	--	--	315.0	78.4
14	TEXTILE PRODUCTS.....	21.4	2.3	5.1	2.9	1086.2	30.9
15	KNITTED PRODUCTS & CLOTHING.....	--	--	--	--	82.2	--
16	LUMBER,SAWMILL,OTHER WOOD PROD.....	3.3	0.4	1.8	1.0	337.7	492.6
17	FURNITURE & FIXTURES.....	--	--	--	--	22.1	14.3
18	PAPER & PAPER PRODUCTS.....	3.0	--	--	8.4	1022.5	77.7
19	PRINTING & PUBLISHING.....	--	--	--	0.1	90.4	--
20	PRIMARY METAL PRODUCTS.....	--	--	--	18.9	1774.9	405.2
21	METAL FABRICATED PRODUCTS.....	10.6	6.4	0.7	2.8	887.2	928.9
22	MACHINERY & EQUIPMENT.....	38.3	4.3	2.1	33.3	193.1	153.0
23	AUTOS,TRUCKS,OTHER TRANSP. EQP.....	0.8	1.8	7.5	1.8	1178.9	18.1
24	ELEC. & COMMUNICATIONS PROD.....	--	--	5.0	2.2	483.1	363.6
25	NON-METALLIC MINERAL PRODUCTS.....	0.1	0.1	0.2	2.0	334.7	605.8
26	PETROLEUM & COAL PRODUCTS.....	161.7	20.2	7.3	27.3	246.3	117.0
27	CHEMICALS,CHEMICAL PROD.....	140.8	1.3	0.4	44.9	1040.2	70.5
28	MISC. MANUFACTURED PRODUCTS.....	--	--	1.8	--	158.0	68.1
29	RESIDENTIAL CONSTRUCTION.....	--	--	--	--	--	--
30	NON-RESIDENTIAL CONSTRUCTION.....	--	--	--	--	--	--
31	REPAIR CONSTRUCTION.....	74.8	18.4	0.5	44.5	145.8	4.5
32	TRANSPORTATION & STORAGE.....	12.6	76.7	1.8	29.2	232.6	62.3
33	COMMUNICATION SERVICES.....	10.6	2.9	0.3	7.7	159.2	9.6
34	OTHER UTILITIES.....	32.7	1.8	0.2	58.2	309.6	4.2
35	WHOLESALE MARGINS.....	94.7	8.2	3.4	27.3	772.2	450.9
36	RETAIL MARGINS.....	22.5	1.4	1.0	3.3	30.6	61.1
37	IMPUTED RENT OWNER OCPD. DWEL.....	--	--	--	--	--	--
38	OTHER FINANCE,INS,REAL ESTATE.....	141.6	86.7	1.5	226.9	411.7	95.7
39	BUSINESS SERVICES.....	4.0	4.2	0.3	67.5	242.4	169.5
40	PERSONAL & OTHER MISC. SERVICE.....	6.5	23.5	1.5	12.7	107.7	117.5
41	TRANSPORTATION MARGINS.....	56.4	2.2	1.4	11.3	625.4	184.2
42	OPERATING,OFFICE LAB & FOOD.....	160.1	118.3	2.2	196.6	958.5	161.1
43	TRAVEL, ADVERTISING, PROMOTION.....	0.1	6.2	--	17.4	868.7	34.8
44	NON-COMPETING IMPORTS.....	--	--	--	--	280.0	--
45	UNALLOCATED IMPORTS & EXPORTS.....	--	--	--	--	--	--
46	NET INDIRECT TAXES.....	82.9	26.9	2.0	38.2	279.7	476.4
47	LABOUR INCOME.....	239.3	349.5	36.2	640.2	7484.0	2617.9
48	NET INCOME UNINC. BUSINESS.....	1303.0	31.0	44.6	7.0	82.0	334.0
49	OTHER OPERATING SURPLUS.....	618.3	100.9	31.4	1293.9	4183.1	345.0
	TOTAL.....	3741.2	974.4	163.0	2926.3	32625.2	8669.2

NOTE: DETAIL MAY NOT ADD DUE TO ROUNDING.

TABLE 29. USE (INPUT) MATRIX (AGGREGATION - S), 1964 (MILLIONS OF DOLLARS) - CONTINUED

COMMODITY AGGREGATION - S	TRANS. & STORAGE	COMMUNI- CATION	ELEC. POWER GAS, OTHER UTILITIES	WHOLESALE TRADE	RETAIL TRADE	FINANCE, INS. & REAL EST.
NO.						
1	GRAINS	--	--	1.0	--	--
2	OTHER AGRICULTURAL PRODUCTS	0.7	--	3.3	191.6	--
3	FORESTRY PRODUCTS	--	--	--	--	--
4	FISHING & TRAPPING PRODUCTS	--	--	--	--	--
5	METALLIC ORES & CONCENTRATES	--	--	0.3	--	--
6	MINERALS FUELS	6.6	--	34.9	1.3	3.6
7	NON-METALLIC MINERALS	1.4	--	--	--	--
8	SERVICES INCIDENTAL TO MINING	--	--	--	--	--
9	MEAT, FISH & DAIRY PRODUCTS	--	--	4.7	5.5	--
10	FRUIT, VEG. FEED, MISC. FOOD PROD.	0.6	--	1.9	--	--
11	BEVERAGES	--	--	--	--	--
12	TOBACCO & TOBACCO PRODUCTS	--	--	--	--	--
13	RUBBER, LEATHER, PLASTIC FAB. PRO.	27.8	--	7.5	5.5	--
14	TEXTILE PRODUCTS	5.0	0.9	6.9	1.5	--
15	KNITTED PRODUCTS & CLOTHING	--	--	--	15.8	--
16	LUMBER, SAWMILL, OTHER WOOD PROD.	--	--	6.1	6.1	--
17	FURNITURE & FIXTURES	0.1	--	--	--	--
18	PAPER & PAPER PRODUCTS	1.9	--	33.0	82.3	--
19	PRINTING & PUBLISHING	3.2	11.2	7.9	5.2	11.4
20	PRIMARY METAL PRODUCTS	6.8	--	2.7	--	--
21	METAL FABRICATED PRODUCTS	3.3	--	17.2	14.2	--
22	MACHINERY & EQUIPMENT	1.0	--	--	--	--
23	AUTOS, TRUCKS, OTHER TRANSP. EQP.	98.8	--	--	--	--
24	ELEC. & COMMUNICATIONS PROD.	7.6	31.6	0.2	--	--
25	NON-METALLIC MINERAL PRODUCTS	1.7	--	1.2	1.0	--
26	PETROLEUM & COAL PRODUCTS	167.9	2.3	11.4	48.8	9.6
27	CHEMICALS, CHEMICAL PROD.	4.2	0.4	--	3.4	3.1
28	MISC. MANUFACTURED PRODUCTS	2.3	0.9	--	1.1	4.3
29	RESIDENTIAL CONSTRUCTION	--	--	--	--	--
30	NON-RESIDENTIAL CONSTRUCTION	--	--	--	--	--
31	REPAIR CONSTRUCTION	166.1	45.7	55.3	5.4	29.0
32	TRANSPORTATION & STORAGE	322.6	70.0	2.7	125.3	53.9
33	COMMUNICATION SERVICES	49.9	33.4	4.3	67.7	98.2
34	OTHER UTILITIES	19.8	3.2	25.4	21.5	91.4
35	WHOLESALE MARGINS	72.7	2.6	4.5	39.8	25.2
36	RETAIL MARGINS	30.4	4.8	1.0	9.4	9.5
37	IMPLIED RENT OWNER OC PD. DWEL.	--	--	--	--	--
38	OTHER FINANCE, INS., REAL ESTATE	92.3	27.4	27.2	162.1	376.5
39	BUSINESS SERVICES	21.1	8.0	5.8	54.6	36.4
40	PERSONAL & OTHER MISC. SERVICE	70.9	33.3	6.7	36.2	30.8
41	TRANSPORTATION MARGINS	15.9	0.9	6.3	7.0	9.4
42	OPERATING OFFICE LAB & FOOD	217.7	37.3	13.6	176.1	290.4
43	TRAVEL, ADVERTISING, PROMOTION	46.3	14.7	6.0	205.9	161.3
44	NON-COMPETING IMPORTS	--	--	--	--	6.1
45	UNALLOCATED IMPORTS & EXPORTS	--	--	--	--	--
46	NET INDIRECT TAXES	96.1	41.3	35.8	39.3	131.3
47	LABOUR INCOME	1612.2	617.0	252.3	1460.1	2100.5
48	NET INCOME UNINC. BUSINESS	103.9	--	--	188.0	533.0
49	OTHER OPERATING SURPLUS	960.8	503.3	741.9	608.5	670.0
	TOTAL	4239.7	1407.6	1235.8	3355.4	5054.1
						8240.1

NOTE: DETAIL MAY NOT ADD DUE TO ROUNDING.

TABLE 29. USE (INPUT) MATRIX (AGGREGATION - S), 1964 (MILLIONS OF DOLLARS) - CONCLUDED

COMMODITY AGGREGATION - S	BUSINESS & PERSONAL SERVICES	TRANS. MARGINS	OPERATING OFFICE SUPPLIES	TRAVEL PROMOTION, ADVTG.	TOTAL INDUSTRIES
NO.					
1	GRAINS	--	--	--	356.0
2	OTHER AGRICULTURAL PRODUCTS	41.9	--	--	2062.7
3	FORESTRY PRODUCTS	--	29.0	--	908.7
4	FISHING & TRAPPING PRODUCTS	6.8	--	--	130.2
5	METALLIC ORES & CONCENTRATES	0.4	--	--	971.6
6	MINERALS FUELS	1.9	--	--	1096.3
7	NON-METALLIC MINERALS	0.3	--	--	204.6
8	SERVICES INCIDENTAL TO MINING	--	0.3	--	125.3
9	MEAT, FISH & DAIRY PRODUCTS	309.7	102.3	--	877.5
10	FRUIT, VEG. FEED, MISC. FOOD PROD.	87.4	59.3	--	1050.3
11	BEVERAGES	9.3	9.0	28.0	78.2
12	TOBACCO & TOBACCO PRODUCTS	--	--	--	79.6
13	RUBBER, LEATHER, PLASTIC FAB. PRO.	5.4	122.8	4.0	575.3
14	TEXTILE PRODUCTS	38.7	25.2	--	1226.9
15	KNITTED PRODUCTS & CLOTHING	1.3	8.9	--	108.2
16	LUMBER, SAWMILL, OTHER WOOD PROD.	13.1	2.3	--	864.4
17	FURNITURE & FIXTURES	0.8	--	--	37.4
18	PAPER & PAPER PRODUCTS	34.6	162.7	--	1425.9
19	PRINTING & PUBLISHING	4.6	229.4	466.4	830.3
20	PRIMARY METAL PRODUCTS	2.2	12.6	--	2223.5
21	METAL FABRICATED PRODUCTS	3.5	245.6	--	2120.3
22	MACHINERY & EQUIPMENT	0.1	440.3	--	865.6
23	AUTOS, TRUCKS, OTHER TRANSP. EQP.	--	178.8	16.2	1502.7
24	ELEC. & COMMUNICATIONS PROD.	0.5	143.7	2.2	1039.6
25	NON-METALLIC MINERAL PRODUCTS	4.6	20.2	--	971.6
26	PETROLEUM & COAL PRODUCTS	29.3	3.6	35.1	922.0
27	CHEMICALS, CHEMICAL PROD.	62.0	195.8	1.2	1568.2
28	MISC. MANUFACTURED PRODUCTS	40.6	112.5	29.5	419.2
29	RESIDENTIAL CONSTRUCTION	--	--	--	--
30	NON-RESIDENTIAL CONSTRUCTION	--	--	--	--
31	REPAIR CONSTRUCTION	15.0	--	--	1256.7
32	TRANSPORTATION & STORAGE	14.3	1886.5	236.9	3131.3
33	COMMUNICATION SERVICES	78.7	--	142.6	785.5
34	OTHER UTILITIES	29.1	--	--	628.6
35	WHOLESALE MARGINS	54.0	360.5	27.9	1947.4
36	RETAIL MARGINS	24.3	138.9	31.1	371.2
37	IMPLIED RENT OWNER OC PD. DWEL.	--	--	--	--
38	OTHER FINANCE, INS., REAL ESTATE	239.8	--	--	2396.1
39	BUSINESS SERVICES	74.7	--	161.8	966.8
40	PERSONAL & OTHER MISC. SERVICE	124.8	514.9	432.4	1553.1
41	TRANSPORTATION MARGINS	19.0	84.9	9.8	1035.0
42	OPERATING OFFICE LAB & FOOD	314.2	--	--	2944.3
43	TRAVEL, ADVERTISING, PROMOTION	123.9	--	--	1650.4
44	NON-COMPETING IMPORTS	4.0	2.6	--	292.7
45	UNALLOCATED IMPORTS & EXPORTS	--	148.0	71.2	219.2
46	NET INDIRECT TAXES	122.7	254.5	122.6	3032.7
47	LABOUR INCOME	1617.5	--	--	20349.4
48	NET INCOME UNINC. BUSINESS	1188.4	--	--	5009.9
49	OTHER OPERATING SURPLUS	518.7	--	--	12996.4
	TOTAL	5261.8	1886.5	3609.7	1819.0
					85208.9

NOTE: DETAIL MAY NOT ADD DUE TO ROUNDING.

TABLE 30. FINAL DEMAND MATRIX (AGGREGATION - S), 1964 (MILLIONS OF DOLLARS)

NO.	COMMODITY AGGREGATION - S	CONS. EXP DURABLE	CONS. EXP. SEMI DURABLE	CONS. EXP NON DURABLE	CONS. EXP SERVICES	CONS. TRUCTION BUSINESS	CONS. TRUCTION GOVERNMENT	MACHINERY, EQUIPMENT BUSINESS	MACHINERY, EQUIPMENT GOVERNMENT
1	GRAINS	--	--	--	--	--	--	--	--
2	OTHER AGRICULTURAL PRODUCTS	--	0.4	542.4	7.9	--	--	--	--
3	FORESTRY PRODUCTS	--	--	20.8	--	--	--	--	--
4	FISHING & TRAPPING PRODUCTS	--	--	9.6	--	--	--	--	--
5	METALLIC ORES & CONCENTRATES	--	--	--	--	--	--	--	--
6	MINERALS FUELS	--	--	--	--	--	--	--	--
7	NON-METALLIC MINERALS	--	1.9	58.8	5.5	--	--	--	--
8	SERVICES INCIDENTAL TO MINING	--	--	3.8	--	93.7	--	--	--
9	MEAT, FISH & DAIRY PRODUCTS	--	--	--	--	--	--	--	--
10	FRUIT, VEG. FEED, MISC. FOOD PROD.	--	--	1992.6	--	--	--	--	--
11	BEVERAGES	--	--	1664.6	--	--	--	--	--
12	TOBACCO & TOBACCO PRODUCTS	--	--	599.4	--	--	--	--	--
13	RUBBER, LEATHER, PLASTIC, FAB. PRO.	69.0	340.2	250.1	--	--	--	--	--
14	TEXTILE PRODUCTS	71.6	203.9	6.7	--	--	--	5.5	1.2
15	KNITTED PRODUCTS & CLOTHING	--	1174.4	24.8	--	--	--	3.9	0.4
16	LUMBER, SAWMILL, OTHER WOOD PROD.	11.8	15.1	0.4	--	--	--	--	--
17	FURNITURE & FIXTURES	299.9	13.7	--	--	--	--	5.2	0.1
18	PAPER & PAPER PRODUCTS	--	14.1	89.3	--	--	--	87.3	22.3
19	PRINTING & PUBLISHING	--	249.4	--	--	--	--	--	--
20	PRIMARY METAL PRODUCTS	--	4.7	--	11.7	--	--	0.4	--
21	METAL FABRICATED PRODUCTS	14.8	68.2	9.9	--	--	--	46.0	--
22	MACHINERY & EQUIPMENT	21.5	14.1	--	--	--	--	89.2	9.3
23	AUTOS, TRUCKS, OTHER TRANSP. EQP.	1405.9	--	--	--	--	--	1327.6	34.3
24	ELEC. & COMMUNICATIONS PROD.	474.7	39.4	--	--	8.0	--	636.9	83.4
25	NON-METALLIC MINERAL PRODUCTS	--	50.2	--	--	--	--	478.4	14.1
26	PETROLEUM & COAL PRODUCTS	--	0.6	616.4	6.0	--	--	7.8	0.1
27	CHEMICALS, CHEMICAL PROD.	6.6	58.5	357.0	--	--	--	--	--
28	MISC. MANUFACTURED PRODUCTS	220.3	146.5	41.4	5.3	--	--	92.2	40.6
29	RESIDENTIAL CONSTRUCTION	--	--	--	--	1980.5	7.0	--	--
30	NON-RESIDENTIAL CONSTRUCTION	--	--	--	--	3156.1	1768.7	--	--
31	REPAIR CONSTRUCTION	--	--	--	16.2	--	--	--	--
32	TRANSPORTATION & STORAGE	--	--	32.2	557.6	--	--	--	--
33	COMMUNICATION SERVICES	--	--	--	448.5	--	--	--	--
34	OTHER UTILITIES	--	--	499.1	149.8	--	--	--	--
35	WHOLESALE MARGINS	245.7	206.2	563.9	3.1	1.2	--	392.1	13.8
36	RETAIL MARGINS	840.8	1175.9	1683.4	5.1	0.7	--	76.5	5.6
37	IMPLIED RENT OWNER OCPI DWEL.	--	--	--	2951.8	--	--	--	--
38	OTHER FINANCE, INS., REAL ESTATE	--	--	--	2715.6	450.0	--	--	--
39	BUSINESS SERVICES	--	--	--	136.2	--	--	--	--
40	PERSONAL & OTHER MISC. SERVICE	340.8	57.8	--	3661.2	--	--	--	--
41	TRANSPORTATION MARGINS	47.9	80.4	165.7	1.0	0.2	--	70.7	3.9
42	OPERATING OFFICE LAB & FOOD	--	--	--	71.9	--	--	--	--
43	TRAVEL, ADVERTISING, PROMOTION	--	--	--	23.0	--	--	--	--
44	NON-COMPETING IMPORTS	--	--	104.6	--	--	--	--	--
45	UNALLOCATED IMPORTS & EXPORTS	--	--	--	19.0	--	--	--	--
46	NET INDIRECT TAXES	440.5	349.6	1575.7	75.9	0.9	--	274.3	17.8
47	LABOUR INCOME	--	--	--	743.0	--	--	--	--
48	NET INCOME DINING BUSINESS	--	--	--	--	--	--	--	--
49	OTHER OPERATING SURPLUS	--	--	--	53.4	--	--	--	--
	TOTAL	4511.8	4271.2	10911.4	11668.8	5691.3	1775.7	3562.0	247.0

NOTE: DETAIL MAY NOT ADD DUE TO ROUNDING.

TABLE 30. FINAL DEMAND MATRIX (AGGREGATION - S), 1964 (MILLIONS OF DOLLARS) - CONCLUDED

NO.	COMMODITY AGGREGATION - S	INVEN- TORIES	DOMESTIC EXPORTS	RE-EXPORTS	IMPORTS	GOVT. GROSS CURRENT EXPEND.	GOVT. SALE OF GOOD & SERVICES	FINAL EXPEND. ON GDP
1	GRAINS	-167.4	926.4	--	-32.2	--	-0.5	726.3
2	OTHER AGRICULTURAL PRODUCTS	81.2	162.5	1.5	-273.7	5.5	-5.2	528.5
3	FORESTRY PRODUCTS	21.9	43.0	0.8	-23.6	--	--	62.9
4	FISHING & TRAPPING PRODUCTS	0.3	50.4	0.8	-28.6	--	-0.2	32.3
5	METALLIC ORES & CONCENTRATES	12.8	644.0	0.6	-187.8	--	--	469.6
6	MINERALS FUELS	2.4	315.7	--	-567.5	12.8	--	-172.2
7	NON-METALLIC MINERALS	-7.3	195.5	1.7	-66.1	13.7	--	143.3
8	SERVICES INCIDENTAL TO MINING	--	--	--	--	--	--	--
9	MEAT, FISH & DAIRY PRODUCTS	-43.1	294.9	--	--	--	--	93.7
10	FRUIT, VEG. FEED, MISC. FOOD PROD.	14.4	201.7	3.0	-106.5	--	--	2140.9
11	BEVERAGES	20.1	105.2	4.2	-306.7	--	--	1578.2
12	TOBACCO & TOBACCO PRODUCTS	0.6	38.0	--	-67.6	--	--	657.2
13	RUBBER, LEATHER, PLASTIC, FAB. PRO.	24.0	29.0	1.8	-14.3	--	--	274.4
14	TEXTILE PRODUCTS	78.5	63.0	4.0	-400.9	13.4	-0.1	303.0
15	KNITTED PRODUCTS & CLOTHING	54.2	22.9	1.0	-102.3	5.6	-0.2	1155.5
16	LUMBER, SAWMILL, OTHER WOOD PROD.	52.0	573.4	1.4	-86.0	--	-0.2	573.3
17	FURNITURE & FIXTURES	6.1	6.3	0.3	-36.2	2.5	--	402.2
18	PAPER & PAPER PRODUCTS	47.4	1328.6	1.1	-129.6	--	--	1351.0
19	PRINTING & PUBLISHING	3.8	10.5	2.3	-151.5	25.3	-3.6	148.2
20	PRIMARY METAL PRODUCTS	62.9	1249.6	40.3	-424.5	16.5	--	903.4
21	METAL FABRICATED PRODUCTS	60.6	67.3	7.5	-432.4	17.0	-1.0	89.4
22	MACHINERY & EQUIPMENT	25.7	249.8	33.3	-1378.4	8.2	-0.1	336.0
23	AUTOS, TRUCKS, OTHER TRANSP. EQP.	56.4	423.6	50.2	-1189.5	242.2	--	1717.1
24	ELEC. & COMMUNICATIONS PROD.	41.6	124.0	12.9	-537.4	46.7	--	694.4
25	NON-METALLIC MINERAL PRODUCTS	23.2	43.5	0.6	-181.5	--	--	56.1
26	PETROLEUM & COAL PRODUCTS	21.3	25.4	0.5	-178.8	65.9	-0.3	557.0
27	CHEMICALS, CHEMICAL PROD.	27.6	254.1	7.2	-484.7	74.7	-0.1	300.9
28	MISC. MANUFACTURED PRODUCTS	10.7	104.7	13.9	-436.5	48.7	-0.2	287.7
29	RESIDENTIAL CONSTRUCTION	--	--	--	--	2.0	--	1989.5
30	NON-RESIDENTIAL CONSTRUCTION	--	--	--	--	24.3	--	4949.1
31	REPAIR CONSTRUCTION	--	--	--	--	396.6	--	412.8
32	TRANSPORTATION & STORAGE	--	483.4	--	-113.0	101.6	-18.0	1043.8
33	COMMUNICATION SERVICES	--	10.8	--	-9.3	80.4	-0.1	530.3
34	OTHER UTILITIES	--	17.7	--	-12.3	113.1	-159.5	606.8
35	WHOLESALE MARGINS	--	200.7	8.5	-8.8	43.4	--	1669.9
36	RETAIL MARGINS	--	--	--	--	13.9	-0.1	3802.0
37	IMPLIED RENT OWNER OCPI DWEL.	--	--	--	--	--	--	2951.8
38	OTHER FINANCE, INS., REAL ESTATE	--	39.5	--	-130.8	90.1	-67.6	8096.8
39	BUSINESS SERVICES	--	62.5	--	-148.4	136.2	-16.2	170.3
40	PERSONAL & OTHER MISC. SERVICE	--	2.0	--	-10.2	202.7	-364.4	3889.9
41	TRANSPORTATION MARGINS	--	459.2	5.1	--	17.4	--	851.4
42	OPERATING OFFICE LAB & FOOD	--	--	--	--	593.5	--	665.4
43	TRAVEL, ADVERTISING, PROMOTION	--	--	--	--	145.6	--	168.6
44	NON-COMPETING IMPORTS	7.1	--	0.2	-404.6	--	--	-292.7
45	UNALLOCATED IMPORTS & EXPORTS	--	989.0	--	-1227.2	--	--	-219.2
46	NET INDIRECT TAXES	0.3	--	--	624.0	49.9	--	3408.9
47	LABOUR INCOME	--	--	--	--	4941.2	--	5684.2
48	NET INCOME DINING BUSINESS	--	--	--	--	--	--	--
49	OTHER OPERATING SURPLUS	--	--	--	--	675.9	--	729.3
	TOTAL	539.2	9828.2	204.8	-9529.7	8226.6	-637.5	51210.7

NOTE: DETAIL MAY NOT ADD DUE TO ROUNDING.

TABLE 31. IMPACT (INVERSE) MATRIX (AGGREGATION - S), 1964

NO.	COMMODITY AGGREGATION - S	AGRICULTURE	FORESTRY	FISHING, HUNTING & TRAPPING	MINES, QUARRIES & OIL WELLS	MANUFACTURING	CONSTRUCTION	TRANS. & STORAGE	COMMUNICATION
1	GRAINS	1.0571	0.0080	0.0009	0.0159	0.2953	0.0286	0.0365	0.0085
2	OTHER AGRICULTURAL PRODUCTS	1.0531	0.0092	0.0009	0.0160	0.2973	0.0286	0.0366	0.0086
3	FORESTRY PRODUCTS	0.0484	1.0384	0.0007	0.0111	0.2078	0.0359	0.1053	0.0110
4	FISHING & TRAPPING PRODUCTS	0.0141	0.0061	1.0309	0.0146	0.0083	0.0083	0.0326	0.0066
5	METALLIC ORES & CONCENTRATES	0.0142	0.0061	0.0007	0.9708	0.2287	0.0258	0.0289	0.0089
6	MINERALS FUELS	0.0090	0.0037	0.0005	1.0400	0.1356	0.0265	0.0267	0.0084
7	NON-METALLIC MINERALS	0.0116	0.0049	0.0006	1.0063	0.1810	0.0262	0.0278	0.0086
8	SERVICES INCIDENTAL TO MINING	0.0090	0.0037	0.0005	1.0400	0.1356	0.0265	0.0267	0.0084
9	MEAT, FISH & DAIRY PRODUCTS	0.0936	0.0348	0.0040	0.0589	1.3404	0.0169	0.0554	0.0163
10	FRUIT, VEG., FEED, MISC. FOOD PROD.	0.0851	0.0373	0.0043	0.0629	1.4365	0.0167	0.0574	0.0154
11	BEVERAGES	0.0827	0.0376	0.0044	0.0635	1.4488	0.0167	0.0576	0.0153
12	TOBACCO & TOBACCO PRODUCTS	0.0827	0.0376	0.0044	0.0635	1.4488	0.0167	0.0576	0.0153
13	RUBBER, LEATHER, PLASTIC FAB. PRO.	0.0825	0.0375	0.0043	0.0633	1.4446	0.0166	0.0576	0.0153
14	TEXTILE PRODUCTS	0.0824	0.0374	0.0043	0.0632	1.4427	0.0166	0.0575	0.0153
15	KNITTED PRODUCTS & CLOTHING	0.0827	0.0376	0.0043	0.0634	1.4478	0.0167	0.0576	0.0153
16	LUMBER, SAWMILL, OTHER WOOD PROD.	0.0825	0.0395	0.0043	0.0633	1.4447	0.0167	0.0577	0.0153
17	FURNITURE & FIXTURES	0.0824	0.0374	0.0043	0.0632	1.4423	0.0166	0.0576	0.0154
18	PAPER & PAPER PRODUCTS	0.0826	0.0375	0.0043	0.0634	1.4462	0.0166	0.0576	0.0153
19	PRINTING & PUBLISHING	0.0826	0.0376	0.0043	0.0634	1.4476	0.0167	0.0576	0.0153
20	PRIMARY METAL PRODUCTS	0.0827	0.0376	0.0044	0.0637	1.4485	0.0167	0.0575	0.0153
21	METAL FABRICATED PRODUCTS	0.0825	0.0375	0.0043	0.0633	1.4453	0.0166	0.0576	0.0153
22	MACHINERY & EQUIPMENT	0.0822	0.0377	0.0043	0.0608	1.4399	0.0167	0.0574	0.0152
23	AUTOS, TRUCKS, OTHER TRANSP. EQP.	0.0824	0.0375	0.0043	0.0633	1.4437	0.0168	0.0617	0.0153
24	ELEC. & COMMUNICATIONS PROD.	0.0803	0.0365	0.0042	0.0616	1.4063	0.0174	0.0577	0.0068
25	NON-METALLIC MINERAL PRODUCTS	0.0823	0.0374	0.0043	0.0670	1.4412	0.0167	0.0575	0.0153
26	PETROLEUM & COAL PRODUCTS	0.0819	0.0372	0.0043	0.0745	1.4335	0.0168	0.0572	0.0152
27	CHEMICALS, CHEMICAL PROD.	0.0814	0.0370	0.0043	0.0802	1.4262	0.0168	0.0570	0.0152
28	MISC. MANUFACTURED PRODUCTS	0.0813	0.0369	0.0043	0.0824	1.4230	0.0166	0.0576	0.0156
29	RESIDENTIAL CONSTRUCTION	0.0305	0.0141	0.0016	0.0334	0.5081	1.0101	0.0552	0.0113
30	NON-RESIDENTIAL CONSTRUCTION	0.0305	0.0141	0.0016	0.0334	0.5081	1.0101	0.0552	0.0113
31	REPAIR CONSTRUCTION	0.0305	0.0141	0.0016	0.0334	0.5081	1.0101	0.0552	0.0113
32	TRANSPORTATION & STORAGE	0.0120	0.0082	0.0006	0.0106	0.1821	0.0484	1.0929	0.0185
33	COMMUNICATION SERVICES	0.0066	0.0029	0.0013	0.0052	0.0394	0.0630	1.0291	0.0068
34	OTHER UTILITIES	0.0049	0.0023	0.0013	0.0012	0.0783	0.0488	0.0213	0.0063
35	WHOLESALE MARGINS	0.0225	0.0099	0.0011	0.0169	0.3561	0.0127	0.0625	0.0284
36	RETAIL MARGINS	0.0435	0.0037	0.0005	0.0081	0.1333	0.0178	0.0311	0.0313
37	IMPLIED RENT OWNER OCPD DWEL.	0.0061	0.0025	0.0003	0.0058	0.0912	0.0870	0.0132	0.0174
38	OTHER FINANCES, REAL ESTATE	0.0076	0.0031	0.0004	0.0131	0.1093	0.0891	0.0168	0.0176
39	BUSINESS SERVICES	0.0276	0.0088	0.0020	0.0157	0.3316	0.0133	0.0319	0.0513
40	PERSONAL & OTHER MISC. SERVICE	0.0268	0.0112	0.0017	0.0148	0.2532	0.0200	0.0365	0.0245
41	TRANSPORTATION MARGINS	0.0116	0.0079	0.0006	0.0102	0.1759	0.0468	1.0560	0.0178
42	OPERATING OFFICE LAB & FOOD	0.0496	0.0182	0.0024	0.0314	0.6718	0.0128	0.0612	0.0151
43	TRAVEL, ADVERTISING, PROMOTION	0.0336	0.0148	0.0018	0.0240	0.5126	0.0199	0.1758	0.0971

TABLE 31. IMPACT (INVERSE) MATRIX (AGGREGATION - S), 1964 - CONCLUDED

NO.	COMMODITY AGGREGATION - S	ELEC. POWER, GAS, OTHER UTILITIES	WHOLESALE TRADE	RETAIL TRADE	FINANCE, INS. & REAL ESTATE	BUSINESS & PERSONAL SERVICES	TRANS. MARGINS	OPERATING OFFICE SUPPLIES	TRAVEL, PROMOTION, ADVERT.
1	GRAINS	0.0118	0.0380	0.0131	0.0500	0.0190	0.0243	0.0644	0.0129
2	OTHER AGRICULTURAL PRODUCTS	0.0118	0.0379	0.0141	0.0501	0.0190	0.0243	0.0645	0.0130
3	FORESTRY PRODUCTS	0.0066	0.0325	0.0176	0.1042	0.0510	0.0122	0.1510	0.0195
4	FISHING & TRAPPING PRODUCTS	0.0039	0.0281	0.0107	0.0183	0.0184	0.0148	0.0289	0.0098
5	METALLIC ORES & CONCENTRATES	0.0198	0.0234	0.0093	0.0829	0.0396	0.0114	0.0828	0.0168
6	MINERALS FUELS	0.0202	0.0220	0.0092	0.0865	0.0399	0.0098	0.0842	0.0147
7	NON-METALLIC MINERALS	0.0200	0.0227	0.0093	0.0848	0.0397	0.0106	0.0835	0.0157
8	SERVICES INCIDENTAL TO MINING	0.0202	0.0220	0.0092	0.0865	0.0399	0.0098	0.0842	0.0147
9	MEAT, FISH & DAIRY PRODUCTS	0.0151	0.0438	0.0780	0.0391	0.0355	0.0303	0.0657	0.0440
10	FRUIT, VEG., FEED, MISC. FOOD PROD.	0.0149	0.0460	0.0141	0.0360	0.0358	0.0319	0.0652	0.0446
11	BEVERAGES	0.0149	0.0418	0.0116	0.0357	0.0358	0.0321	0.0651	0.0446
12	TOBACCO & TOBACCO PRODUCTS	0.0149	0.0418	0.0116	0.0357	0.0358	0.0321	0.0651	0.0446
13	RUBBER, LEATHER, PLASTIC FAB. PRO.	0.0149	0.0449	0.0116	0.0358	0.0359	0.0320	0.0651	0.0447
14	TEXTILE PRODUCTS	0.0149	0.0450	0.0130	0.0359	0.0359	0.0319	0.0651	0.0447
15	KNITTED PRODUCTS & CLOTHING	0.0149	0.0423	0.0119	0.0357	0.0358	0.0320	0.0651	0.0446
16	LUMBER, SAWMILL, OTHER WOOD PROD.	0.0149	0.0431	0.0116	0.0359	0.0359	0.0320	0.0653	0.0446
17	FURNITURE & FIXTURES	0.0149	0.0467	0.0116	0.0358	0.0359	0.0319	0.0651	0.0448
18	PAPER & PAPER PRODUCTS	0.0149	0.0438	0.0116	0.0358	0.0359	0.0320	0.0651	0.0447
19	PRINTING & PUBLISHING	0.0149	0.0427	0.0116	0.0357	0.0358	0.0320	0.0651	0.0446
20	PRIMARY METAL PRODUCTS	0.0149	0.0418	0.0116	0.0357	0.0358	0.0321	0.0651	0.0446
21	METAL FABRICATED PRODUCTS	0.0149	0.0445	0.0116	0.0358	0.0359	0.0320	0.0651	0.0447
22	MACHINERY & EQUIPMENT	0.0149	0.0416	0.0116	0.0361	0.0359	0.0319	0.0653	0.0444
23	AUTOS, TRUCKS, OTHER TRANSP. EQP.	0.0149	0.0418	0.0116	0.0357	0.0358	0.0320	0.0651	0.0445
24	ELEC. & COMMUNICATIONS PROD.	0.0146	0.0412	0.0116	0.0355	0.0358	0.0312	0.0643	0.0438
25	NON-METALLIC MINERAL PRODUCTS	0.0149	0.0438	0.0116	0.0360	0.0359	0.0319	0.0652	0.0446
26	PETROLEUM & COAL PRODUCTS	0.0153	0.0415	0.0116	0.0361	0.0359	0.0318	0.0653	0.0443
27	CHEMICALS, CHEMICAL PROD.	0.0150	0.0415	0.0116	0.0366	0.0359	0.0317	0.0654	0.0444
28	MISC. MANUFACTURED PRODUCTS	0.0148	0.0613	0.0116	0.0362	0.0361	0.0316	0.0652	0.0451
29	RESIDENTIAL CONSTRUCTION	0.0068	0.0638	0.0158	0.0300	0.0457	0.0337	0.0503	0.0247
30	NON-RESIDENTIAL CONSTRUCTION	0.0068	0.0638	0.0158	0.0300	0.0457	0.0337	0.0503	0.0247
31	REPAIR CONSTRUCTION	0.0068	0.0638	0.0158	0.0300	0.0457	0.0337	0.0503	0.0247
32	TRANSPORTATION & STORAGE	0.0072	0.0306	0.0195	0.0312	0.0358	0.0199	0.0712	0.0213
33	COMMUNICATION SERVICES	0.0039	0.0122	0.0113	0.0268	0.0349	0.0090	0.0395	0.0167
34	OTHER UTILITIES	0.0047	0.0101	0.0043	0.0271	0.0181	0.0085	0.0202	0.0093
35	WHOLESALE MARGINS	0.0094	0.0647	0.0134	0.0379	0.0485	0.0118	0.0691	0.0664
36	RETAIL MARGINS	0.0207	0.0182	0.0064	0.0819	0.0443	0.0079	0.0736	0.0401
37	IMPLIED RENT OWNER OCPD DWEL.	0.0050	0.0124	0.0067	1.0666	0.0313	0.0053	0.0480	0.0263
38	OTHER FINANCES, REAL ESTATE	0.0055	0.0174	0.0114	1.0250	0.0398	0.0059	0.0489	0.0267
39	BUSINESS SERVICES	0.0088	0.0263	0.0185	0.0534	0.0283	0.0128	0.0762	0.0351
40	PERSONAL & OTHER MISC. SERVICE	0.0131	0.0091	0.1455	0.0675	0.8140	0.0114	0.0768	0.0370
41	TRANSPORTATION MARGINS	0.0070	0.0296	0.0188	0.0321	0.0346	1.0106	0.0608	0.0206
42	OPERATING OFFICE LAB & FOOD	0.0099	0.1151	0.0662	0.0329	0.1309	0.0401	1.0490	0.0320
43	TRAVEL, ADVERTISING, PROMOTION	0.0094	0.0476	0.0576	0.0364	0.2713	0.0197	0.0553	1.0288

TABLE 32. MAKE (OUTPUT) MATRIX (AGGREGATION - M), 1964 (MILLIONS OF DOLLARS)

NO.	COMMODITY AGGREGATION - M	AGRICUL- TURE	FOREST- RY	FISHING, HUNTING & TRAPPING	METAL MINES	MINERAL FUELS	NON-METAL MINES & QUARRIES	SERVICES INCIDENTAL TO MINING	FOOD & BEVERAGE INDUSTRIES
1	GRAINS.....	1081.6	--	--	--	--	--	--	0.8
2	LIVE ANIMALS.....	1221.8	--	--	--	--	--	--	--
3	OTHER AGRICULTURAL PRODUCTS.....	1357.3	3.0	--	--	--	--	--	6.6
4	FORESTRY PRODUCTS.....	29.0	932.8	--	--	--	--	--	--
5	FISH LANDINGS.....	--	--	149.4	--	--	--	--	--
6	HUNTING & TRAPPING PRODUCTS.....	--	--	13.1	--	--	--	--	--
7	IRON ORES & CONCENTRATES.....	--	--	--	328.1	--	--	--	--
8	OTHER METAL ORES & CONCENTRATES.....	--	--	--	1011.0	--	--	--	--
9	COAL.....	--	--	--	--	51.4	--	--	--
10	CRUDE MINERAL OILS.....	--	--	--	--	738.1	--	--	--
11	NATURAL GAS.....	--	--	--	--	134.6	--	--	--
12	NON-METALLIC MINERALS.....	--	--	--	--	16.5	319.4	--	0.8
13	SERVICES INCIDENTAL TO MINING.....	--	--	--	12.2	--	1.6	205.2	--
14	MEAT PRODUCTS.....	42.4	--	--	--	--	--	--	1495.8
15	DAIRY PRODUCTS.....	11.1	--	--	--	--	--	--	1008.2
16	FISH PRODUCTS.....	--	--	--	--	--	--	--	241.4
17	FRUITS & VEGETABLES PREPARATIONS.....	--	--	--	--	--	--	--	430.0
18	FEEDS.....	--	--	--	--	--	--	--	459.9
19	FLOUR, WHEAT MEAL & OTHER CEREALS.....	--	--	--	--	--	--	--	249.9
20	BREAKFAST CEREAL & BAKERY PROD.....	--	--	--	--	--	--	--	577.7
21	SUGAR.....	--	--	--	--	--	--	--	192.6
22	MISC. FOOD PRODUCTS.....	7.6	--	--	--	--	--	--	687.1
23	SOFT DRINKS.....	--	--	--	--	--	--	--	223.4
24	ALCOHOLIC BEVERAGES.....	--	--	--	--	--	--	--	512.0
25	TOBACCO PROCESSED UNMANUFACTURED.....	--	--	--	--	--	--	--	--
26	CIGARETTES & TOBACCO MFG.....	--	--	--	--	--	--	--	--
27	TIRES & TUBES.....	--	--	--	--	--	--	--	--
28	OTHER RUBBER PRODUCTS.....	--	--	--	--	--	--	--	--
29	PLASTIC FABRICATED PRODUCTS.....	--	--	--	--	--	--	--	--
30	LEATHER & LEATHER PRODUCTS.....	--	--	--	--	--	--	--	--
31	YARNS & MAN MADE FIBRES.....	--	--	--	--	--	--	--	--
32	FABRICS.....	--	--	--	--	--	--	--	--
33	OTHER TEXTILE PRODUCTS.....	--	--	--	--	--	--	--	--
34	HOSIERY & KNITTED WEAR.....	--	--	--	--	--	--	--	--
35	CLOTHING & ACCESSORIES.....	--	--	--	--	--	--	--	--
36	LUMBER & TIMBER.....	--	2.7	--	--	--	--	--	--
37	VENEER & PLYWOOD.....	--	--	--	--	--	--	--	--
38	OTHER WOOD FABRICATED MATERIALS.....	--	--	--	--	--	--	--	--
39	FURNITURE & FIXTURES.....	--	--	--	--	--	--	--	--
40	PULP.....	--	--	--	--	--	--	--	--
41	NEWSPRINT & OTHER PAPER STOCK.....	--	--	--	--	--	--	--	--
42	PAPER PRODUCTS.....	--	--	--	--	--	--	--	2.1
43	PRINTING & PUBLISHING.....	--	--	--	--	--	--	--	--
44	ADVERTISING, PRINT MEDIA.....	--	--	--	--	--	--	--	--
45	IRON & STEEL PRODUCTS.....	--	--	--	--	--	--	--	--
46	ALUMINUM PRODUCTS.....	--	--	--	--	--	--	--	--
47	COPPER & COPPER ALLOY PRODUCTS.....	--	--	--	--	--	--	--	--
48	NICKEL PRODUCTS.....	--	--	--	--	--	--	--	--
49	OTHER NON FERROUS METAL PRODUCTS.....	--	--	--	0.9	--	--	--	--
50	BOILERS, TANKS & PLATES.....	--	--	--	--	--	--	--	--
51	FABRICATED STRUCTURAL METAL PROD.....	--	--	--	--	--	--	--	--
52	OTHER METAL FABRICATED PRODUCTS.....	--	--	--	--	--	--	--	--
53	AGRICULTURAL MACHINERY.....	--	--	--	--	--	--	--	--
54	OTHER INDUSTRIAL MACHINERY.....	--	0.3	--	2.9	3.0	0.9	1.0	0.9
55	MOTOR VEHICLES.....	--	--	--	--	--	--	--	--
56	MOTOR VEHICLE PARTS.....	--	--	--	--	--	--	--	--
57	OTHER TRANSPORT EQUIPMENT.....	--	--	--	--	--	--	--	--
58	APPLIANCES & RECEIVERS HOUSEHOLD.....	--	--	--	--	--	--	--	--
59	OTHER ELECTRICAL PRODUCTS.....	--	--	--	--	--	--	--	--
60	CEMENT & CONCRETE PRODUCTS.....	--	--	--	--	--	--	--	--
61	OTHER NON-METALLIC MINERAL PROD.....	--	--	--	--	--	1.7	--	--
62	GASOLINE & FUEL OIL.....	--	--	--	--	--	1.7	--	--
63	OTHER PETROLEUM & COAL PROD.....	--	--	--	--	16.8	--	--	--
64	INDUSTRIAL CHEMICALS.....	--	--	--	--	--	0.1	--	5.8
65	FERTILIZERS.....	--	--	--	--	--	31.9	--	--
66	PHARMACEUTICALS.....	--	--	--	--	--	--	--	6.0
67	OTHER CHEMICAL PRODUCTS.....	--	--	--	--	--	--	--	31.9
68	SCIENTIFIC EQUIPMENT.....	--	--	--	--	--	--	--	1.0
69	OTHER MANUFACTURED PRODUCTS.....	--	--	--	--	--	--	--	--
70	RESIDENTIAL CONSTRUCTION.....	--	--	--	--	--	--	--	--
71	NON-RESIDENTIAL CONSTRUCTION.....	--	--	--	--	--	--	--	--
72	REPAIR CONSTRUCTION.....	--	--	--	--	--	--	--	--
73	PIPELINE TRANSPORTATION.....	--	--	--	--	--	--	--	--
74	TRANSPORTATION & STORAGE.....	--	11.7	--	--	--	--	--	0.2
75	RADIO & TELEVISION BROADCASTING.....	--	--	--	--	--	--	--	--
76	TELEPHONE & TELEGRAPH.....	--	--	--	--	--	--	--	--
77	POSTAL SERVICES.....	--	--	--	--	--	--	--	--
78	ELECTRIC POWER.....	--	0.2	--	0.9	0.1	--	--	--
79	OTHER UTILITIES.....	--	--	--	--	--	--	--	--
80	WHOLESALE MARGINS.....	--	1.2	--	--	0.1	0.5	--	107.8
81	RETAIL MARGINS.....	--	--	--	--	--	--	--	--
82	IMPUTED RENT OWNER OCUP DWEL.....	--	--	--	--	--	--	--	--
83	OTHER FINANCE, INS, REAL ESTATE.....	1.4	0.5	--	7.8	24.4	2.2	0.3	3.6
84	BUSINESS SERVICES.....	--	--	--	--	--	--	--	--
85	EDUCATION SERVICES.....	--	--	--	--	--	--	--	--
86	HEALTH SERVICES.....	--	--	--	--	--	--	--	--
87	AMUSEMENT & RECREATION SERVICES.....	--	--	--	--	--	--	--	--
88	ACCOMMODATION & FOOD SERVICES.....	--	22.0	--	4.7	--	0.4	--	4.4
89	OTHER PERSONAL & MISC. SERVICES.....	--	--	0.5	2.0	0.2	2.8	1.2	1.7
90	TRANSPORTATION MARGINS.....	--	--	--	--	--	--	--	--
91	OPERATING, OFFICE, LAB. & FOOD.....	--	--	--	--	--	--	--	--
92	TRAVEL, ADVERTISING & PROMOTION.....	--	--	--	--	--	--	--	--
TOTAL.....		3741.2	974.4	163.0	1370.4	985.1	363.2	207.6	6256.7

NOTE: DETAIL MAY NOT ADD DUE TO ROUNDING AND SUPPRESSION OF CONFIDENTIAL COMMODITIES.

TABLE 32. MAKE (OUTPUT) MATRIX (AGGREGATION - M), 1964 (MILLIONS OF DOLLARS) - CONTINUED

NO	COMMODITY AGGREGATION - M	TOBACCO PRODUCTS INDUSTRIES	RUBBER & PLASTIC PROD. IND.	LEATHER INDUSTRIES	TEXTILE INDUSTRIES	KNITTING MILLS	CLOTHING INDUSTRIES	WOOD	FURNITURE FIXTURE INDUSTRIES
1	GRAINS.....
2	LIVE ANIMALS.....
3	OTHER AGRICULTURAL PRODUCTS.....
4	FORESTRY PRODUCTS.....	8.9	..
5	FISH LANDINGS.....
6	HUNTING & TRAPPING PRODUCTS.....
7	IRON ORES & CONCENTRATES.....
8	OTHER METAL ORES & CONCENTRATES.....
9	COAL.....
10	CRUDE MINERAL OILS.....
11	NATURAL GAS.....
12	NON-METALLIC MINERALS.....
13	SERVICES INCIDENTAL TO MINING.....
14	MEAT PRODUCTS.....	2.0
15	DAIRY PRODUCTS.....
16	FISH PRODUCTS.....
17	FRUITS & VEGETABLES PREPARATIONS.....
18	FEEDS.....
19	FLOUR, WHEAT MEAL & OTHER CEREALS.....
20	BREAKFAST CEREAL & BAKERY PROD.....
21	SUGAR.....
22	MISC. FOOD PRODUCTS.....
23	SOFT DRINKS.....
24	ALCOHOLIC BEVERAGES.....
25	TOBACCO PROCESSED UNMANUFACTURED.....	100.1
26	CIGARETTES & TOBACCO MFG.....	253.9
27	TIRES & TUBES.....	..	208.9
28	OTHER RUBBER PRODUCTS.....	..	140.8	2.1	2.3
29	PLASTIC FABRICATED PRODUCTS.....	..	142.6	0.6	1.8
30	LEATHER & LEATHER PRODUCTS.....	319.2	0.9
31	YARNS & MAN MADE FIBRES.....	299.2
32	FABRICS.....	..	0.8	..	465.1	49.5	0.3
33	OTHER TEXTILE PRODUCTS.....	..	4.0	0.8	348.8	7.1	4.5	..	4.7
34	HOSIERY & KNITTED WEAR.....	293.9	33.1
35	CLOTHING & ACCESSORIES.....	..	12.2	4.5	28.2	18.5	960.2	..	0.2
36	LUMBER & TIMBER.....	761.0	..
37	VENETIR & PLYWOOD.....	209.3	..
38	OTHER WOOD FABRICATED MATERIALS.....	410.3	23.9
39	FURNITURE & FIXTURES.....	..	1.1	1.2	2.0	8.2	396.1
40	PULP.....
41	NEWSPRINT & OTHER PAPER STOCK.....
42	PAPER PRODUCTS.....	..	33.5	0.6	5.9	2.6	..
43	PRINTING & PUBLISHING.....
44	ADVERTISING, PRINT MEDIA.....
45	IRON & STEEL PRODUCTS.....
46	ALUMINUM PRODUCTS.....	..	0.1
47	COPPER & COPPER ALLOY PRODUCTS.....
48	NICKEL PRODUCTS.....
49	OTHER NON-FERROUS METAL PRODUCTS.....	0.2
50	BOILERS, TANKS & PLATES.....	..	0.2
51	FABRICATED STRUCTURAL METAL PROD.....	2.3
52	OTHER METAL FABRICATED PRODUCTS.....	..	4.2	..	1.6	2.5	3.3
53	AGRICULTURAL MACHINERY.....
54	OTHER INDUSTRIAL MACHINERY.....	..	2.3	..	1.9	1.0	..
55	MOTOR VEHICLES.....
56	MOTOR VEHICLE PARTS.....	..	4.2	..	0.5
57	OTHER TRANSPORT EQUIPMENT.....	..	4.2
58	APPLIANCES & RECEIVERS, HOUSEHOLD.....	..	1.3	0.9
59	OTHER ELECTRICAL PRODUCTS.....	..	0.6	14.3
60	CEMENT & CONCRETE PRODUCTS.....
61	OTHER NON-METALLIC MINERAL PROD.....	0.4
62	GASOLINE & FUEL OIL.....
63	OTHER PETROLEUM & COAL PROD.....
64	INDUSTRIAL CHEMICALS.....	..	6.4	..	2.8
65	FERTILIZERS.....
66	PHARMACEUTICALS.....
67	OTHER CHEMICAL PRODUCTS.....	..	5.9	0.5	2.5	..
68	SCIENTIFIC EQUIPMENT.....	..	1.9	..	0.6
69	OTHER MANUFACTURED PRODUCTS.....	..	25.2	1.5	8.3	2.7	6.0
70	RESIDENTIAL CONSTRUCTION.....
71	NON-RESIDENTIAL CONSTRUCTION.....
72	REPAIR CONSTRUCTION.....
73	PIPELINE TRANSPORTATION.....
74	TRANSPORTATION & STORAGE.....	0.5	..
75	RADIO & TELEVISION BROADCASTING.....
76	TELEPHONE & TELEGRAPH.....
77	POSTAL SERVICES.....
78	ELECTRIC POWER.....	0.1	..
79	OTHER UTILITIES.....
80	WHOLESALE MARGINS.....	3.1	14.2	1.8	8.2	0.8	10.7	13.1	5.2
81	RETAIL MARGINS.....
82	IMPUTED RENT, OWNER OCCUP. DWEL.....
83	OTHER FINANCIALS, REAL ESTATE.....	..	0.3	0.7	0.8	0.5	0.9	1.5	0.7
84	BUSINESS SERVICES.....	0.2
85	EDUCATION SERVICES.....
86	HEALTH SERVICES.....
87	AMUSEMENT & RECREATION SERVICES.....
88	ACCOMMODATION & FOOD SERVICES.....	1.1	0.3	0.1	1.5	..	0.6	1.0	0.8
89	OTHER PERSONAL & MISC. SERVICES.....	..	0.6	0.8	17.4
90	TRANSPORTATION MARGINS.....
91	OPERATING OFFICE, LAB & FOOD.....
92	TRAVEL, ADVERTISING & PROMOTION.....
TOTAL.....		360.4	624.2	334.2	1188.1	283.6	1013.5	1435.4	481.6

NOTE: DETAIL MAY NOT ADD DUE TO ROUNDING AND SUPPRESSION OF CONFIDENTIAL COMMODITIES.

TABLE 32. MAKE (OUTPUT) MATRIX (AGGREGATION - M), 1964 (MILLIONS OF DOLLARS) - CONTINUED

NO.	COMMODITY AGGREGATION - M	PAPER & ALLIED INDUSTRIES	PRINTING & PUBLISHING	PRIMARY METAL INDUSTRIES	METAL FABRICATING INDUSTRIES	MACHINERY INDUSTRIES	TRANS. EQUIPMENT INDUSTRIES	ELECTRICAL PRODUCTS INDUSTRIES	NON-METAL. MINERAL PROD. IND.
1	GRAINS.....	--	--	--	--	--	--	--	--
2	LIVE ANIMALS.....	--	--	--	--	--	--	--	--
3	OTHER AGRICULTURAL PRODUCTS.....	--	--	--	--	--	--	--	--
4	FORESTRY PRODUCTS.....	--	--	--	--	--	--	--	--
5	FISH LANDINGS.....	--	--	--	--	--	--	--	--
6	HUNTING & TRAPPING PRODUCTS.....	--	--	--	--	--	--	--	--
7	IRON ORES & CONCENTRATES.....	--	--	9.0	--	--	--	--	--
8	OTHER METAL ORES & CONCENTRATES.....	--	--	88.0	--	--	--	--	--
9	COAL.....	--	--	--	--	--	--	--	--
10	CRUDE MINERAL OILS.....	--	--	--	--	--	--	--	--
11	NATURAL GAS.....	--	--	--	--	--	--	--	--
12	NON-METALLIC MINERALS.....	--	--	0.2	--	0.2	--	--	8.6
13	SERVICES INCIDENTAL TO MINING.....	--	--	--	--	--	--	--	--
14	MEAT PRODUCTS.....	--	--	--	--	--	--	--	--
15	DAIRY PRODUCTS.....	--	--	--	--	--	--	--	--
16	FISH PRODUCTS.....	--	--	--	--	--	--	--	--
17	FRUITS & VEGETABLES PREPARATIONS.....	--	--	--	--	--	--	--	--
18	FEEDS.....	--	--	--	--	--	--	--	--
19	FLOUR WHEAT MEAL & OTHER CEREALS.....	--	--	--	--	--	--	--	--
20	BREAKFAST CEREAL & BAKERY PROD.....	--	--	--	--	--	--	--	--
21	SUGAR.....	--	--	--	--	--	--	--	--
22	MISC. FOOD PRODUCTS.....	--	--	--	--	--	--	--	--
23	SOFT DRINKS.....	--	--	--	--	--	--	--	--
24	ALCOHOLIC BEVERAGES.....	--	--	--	--	--	--	--	--
25	TOBACCO PROCESSED UNMANUFACTURED.....	--	--	--	--	--	--	--	--
26	CIGARETTES & TOBACCO MFG.....	--	--	--	--	--	--	--	--
27	PIRES & TUBES.....	--	--	--	--	--	--	--	--
28	OTHER RUBBER PRODUCTS.....	--	--	--	--	--	--	0.2	--
29	PLASTIC FABRICATED PRODUCTS.....	12.9	--	--	3.7	--	0.5	--	0.7
30	LEATHER & LEATHER PRODUCTS.....	--	--	--	--	--	--	--	--
31	YARNS & MAN MADE FIBRES.....	--	--	--	--	--	--	--	--
32	FABRICS.....	--	0.4	--	--	--	--	--	--
33	OTHER TEXTILE PRODUCTS.....	1.3	--	--	--	--	--	--	--
34	HOSIERY & KNITTED WEAR.....	--	--	--	--	--	--	--	--
35	CLOTHING & ACCESSORIES.....	--	--	--	--	--	--	--	--
36	LUMBER & TIMBER.....	--	--	--	--	--	--	--	--
37	VENEER & PLYWOOD.....	--	--	--	--	--	--	--	--
38	OTHER WOOD FABRICATED MATERIALS.....	11.0	--	--	1.0	--	--	0.2	0.5
39	FURNITURE & FIXTURES.....	--	--	--	16.9	2.9	0.6	4.8	--
40	PULP.....	546.3	--	--	--	--	--	--	--
41	NEWSPRINT & OTHER PAPER STOCK.....	1416.5	2.5	0.2	--	--	--	--	--
42	PAPER PRODUCTS.....	669.4	25.4	--	11.1	--	--	--	--
43	PRINTING & PUBLISHING.....	18.2	664.8	0.1	--	0.6	--	--	--
44	ADVERTISING PRINT MEDIA.....	--	290.5	--	--	--	--	--	--
45	IRON & STEEL PRODUCTS.....	--	--	1304.0	89.8	12.1	9.9	--	--
46	ALUMINUM PRODUCTS.....	--	--	491.8	5.2	--	--	--	--
47	COPPER & COPPER ALLOY PRODUCTS.....	--	--	472.9	5.5	--	--	--	--
48	NICKEL PRODUCTS.....	--	--	358.2	3.5	--	--	--	--
49	OTHER NON FERROUS METAL PRODUCTS.....	--	--	316.0	18.1	4.1	2.8	7.2	--
50	BOILERS, TANKS & PLATES.....	--	--	--	142.3	8.2	--	--	--
51	FABRICATED STRUCTURAL METAL PROD.....	0.2	--	77.3	418.5	9.5	5.1	2.0	1.4
52	OTHER METAL FABRICATED PRODUCTS.....	--	--	32.6	1177.7	31.7	30.4	57.5	--
53	AGRICULTURAL MACHINERY.....	--	--	0.6	4.1	218.8	1.1	--	--
54	OTHER INDUSTRIAL MACHINERY.....	7.2	1.6	22.5	131.0	714.1	43.4	26.5	1.1
55	MOTOR VEHICLES.....	--	--	--	2.7	5.9	1692.9	--	--
56	MOTOR VEHICLE PARTS.....	--	--	--	30.0	0.2	678.6	6.4	--
57	OTHER TRANSPORT EQUIPMENT.....	--	--	--	18.2	19.2	718.6	--	--
58	APPLIANCES & RECEIVERS HOUSEHOLD.....	--	--	--	10.4	11.4	--	449.4	--
59	OTHER ELECTRICAL PRODUCTS.....	--	--	2.6	12.7	42.4	28.2	1073.5	3.9
60	CEMENT & CONCRETE PRODUCTS.....	--	--	--	--	--	--	--	471.8
61	OTHER NON-METALLIC MINERAL PROD.....	1.6	--	--	4.3	--	--	--	422.5
62	GASOLINE & FUEL OIL.....	--	--	--	--	--	--	--	--
63	OTHER PETROLEUM & COAL PROD.....	3.0	--	13.5	--	--	--	--	--
64	INDUSTRIAL CHEMICALS.....	7.0	--	15.9	--	--	--	--	--
65	FERTILIZERS.....	--	--	--	--	--	--	--	--
66	PHARMACEUTICALS.....	--	--	--	--	--	--	--	--
67	OTHER CHEMICAL PRODUCTS.....	2.1	--	2.7	5.2	--	--	--	5.2
68	SCIENTIFIC EQUIPMENT.....	--	--	--	1.7	2.2	--	47.5	--
69	OTHER MANUFACTURED PRODUCTS.....	7.7	--	--	13.2	--	--	2.5	--
70	RESIDENTIAL CONSTRUCTION.....	--	--	--	--	--	--	--	--
71	NON-RESIDENTIAL CONSTRUCTION.....	--	--	--	--	--	--	--	--
72	REPAIR CONSTRUCTION.....	--	--	--	--	--	--	--	--
73	PIPELINE TRANSPORTATION.....	--	--	--	--	--	--	--	--
74	TRANSPORTATION & STORAGE.....	--	--	--	--	--	--	--	--
75	RADIO & TELEVISION BROADCASTING.....	--	--	--	--	--	--	--	--
76	TELEPHONE & TELEGRAPH.....	--	--	--	--	--	--	--	--
77	POSTAL SERVICES.....	--	--	--	--	--	--	--	--
78	ELECTRIC POWER.....	3.1	--	13.0	--	--	--	--	--
79	OTHER UTILITIES.....	--	--	--	--	--	--	--	--
80	WHOLESALE MARGINS.....	12.2	12.1	8.4	41.4	57.4	80.7	73.8	13.9
81	RETAIL MARGINS.....	--	--	--	--	--	--	--	--
82	IMPUTED RENT OWNER OCOP DWEL.....	--	--	--	--	--	--	--	--
83	OTHER FINANCE INS. REAL ESTATE.....	1.6	3.7	3.9	1.7	1.4	2.2	1.1	1.2
84	BUSINESS SERVICES.....	--	2.1	--	--	77.6	9.9	1.0	--
85	EDUCATION SERVICES.....	--	--	--	--	--	--	--	--
86	HEALTH SERVICES.....	--	--	--	--	--	--	--	--
87	AMUSEMENT & RECREATION SERVICES.....	--	--	--	--	--	--	--	--
88	ACCOMMODATION & FOOD SERVICES.....	2.8	0.8	2.2	2.0	1.6	2.8	2.8	1.7
89	OTHER PERSONAL & MISC. SERVICES.....	0.6	0.8	--	32.9	22.9	11.1	46.5	2.9
90	TRANSPORTATION MARGINS.....	--	--	--	--	--	--	--	--
91	OPERATING OFFICE LAB. & FOOD.....	--	--	--	--	--	--	--	--
92	TRAVEL, ADVERTISING & PROMOTION.....	--	--	--	--	--	--	--	--
	TOTAL.....	2744.2	1005.7	3249.4	2207.4	1245.2	3334.6	1826.8	947.2

NOTE: DETAIL MAY NOT ADD DUE TO ROUNDING AND SUPPRESSION OF CONFIDENTIAL COMMODITIES.

TABLE 32. MAKE (OUTPUT) MATRIX (AGGREGATION - M), 1964 (MILLIONS OF DOLLARS) - CONTINUED

NO.	COMMODITY AGGREGATION - M	PETROLEUM & COAL PROD. IND.	CHEMICAL & CHEMICAL PROD. IND.	MISC. MANUFACTURING	CONSTR. INDUSTRY	TRANS. & STORAGE	COMMUNI- CATION	ELEC. POWER GAS/OTHER UTILITIES	WHOLESALE TRADE
1	GRAINS.....
2	LIVE ANIMALS.....
3	OTHER AGRICULTURAL PRODUCTS.....
4	FORESTRY PRODUCTS.....	0.8	..
5	FISH LANDINGS.....
6	HUNTING & TRAPPING PRODUCTS.....
7	IRON ORES & CONCENTRATES.....	..	1.1
8	OTHER METAL ORES & CONCENTRATES.....	4.1
9	COAL.....
10	CRUDE MINERAL OILS.....
11	NATURAL GAS.....
12	NON-METALLIC MINERALS.....	..	1.9
13	SERVICES INCIDENTAL TO MINING.....
14	MEAT PRODUCTS.....
15	DAIRY PRODUCTS.....	10.6
16	FISH PRODUCTS.....	0.5
17	FRUITS & VEGETABLES PREPARATIONS.....	1.5
18	FEEDS.....	2.5
19	FLOUR, WHEAT MEAL & OTHER CEREALS.....
20	BREAKFAST CEREAL & BAKERY PROD.....	7.4
21	SUGAR.....
22	MISC. FOOD PRODUCTS.....	..	3.8
23	SOFT DRINKS.....
24	ALCOHOLIC BEVERAGES.....
25	TOBACCO PROCESSED UNMANUFACTURED.....
26	CIGARETTES & TOBACCO MFG.....
27	TIRES & TUBES.....	2.2
28	OTHER RUBBER PRODUCTS.....	3.8	0.2
29	PLASTIC FABRICATED PRODUCTS.....	..	4.4	7.5
30	LEATHER & LEATHER PRODUCTS.....	0.1	0.4
31	YARNS & MAN MADE FIBRES.....
32	FABRICS.....	1.2	0.4
33	OTHER TEXTILE PRODUCTS.....	1.7	3.6
34	HOSIERY & KNITTED WEAR.....	0.1
35	CLOTHING & ACCESSORIES.....	1.1	0.5
36	LUMBER & TIMBER.....	0.7
37	VENEER & PLYWOOD.....
38	OTHER WOOD FABRICATED MATERIALS.....	..	1.2	0.6	1.2
39	FURNITURE & FIXTURES.....	2.5	2.2
40	PULP.....	0.1
41	NEWSPRINT & OTHER PAPER STOCK.....	..	0.8	2.2	0.1
42	PAPER PRODUCTS.....	5.1	0.8	38.6	5.6
43	PRINTING & PUBLISHING.....	..	1.3	0.9
44	ADVERTISING, PRINT MEDIA.....
45	IRON & STEEL PRODUCTS.....
46	ALUMINUM PRODUCTS.....
47	COPPER & COPPER ALLOY PRODUCTS.....
48	NICKEL PRODUCTS.....
49	OTHER NON-FERROUS METAL PRODUCTS.....	..	3.5	8.1
50	BOILERS, TANKS & PLATES.....
51	FABRICATED STRUCTURAL METAL PROD.....	2.1	0.3
52	OTHER METAL FABRICATED PRODUCTS.....	..	1.9	4.9	5.2
53	AGRICULTURAL MACHINERY.....
54	OTHER INDUSTRIAL MACHINERY.....	..	2.3	8.1
55	MOTOR VEHICLES.....
56	MOTOR VEHICLE PARTS.....	1.5
57	OTHER TRANSPORT EQUIPMENT.....	2.9	..	12.8	0.2
58	APPLIANCES & RECEIVERS/HOUSEHOLD.....	2.8
59	OTHER ELECTRICAL PRODUCTS.....	21.1	54.0	..	0.6
60	CEMENT & CONCRETE PRODUCTS.....
61	OTHER NON-METALLIC MINERAL PROD.....	0.1	1.9
62	GASOLINE & FUEL OIL.....	1230.7
63	OTHER PETROLEUM & COAL PROD.....	183.8	29.9	0.4	..
64	INDUSTRIAL CHEMICALS.....	1.1	737.0
65	FERTILIZERS.....	..	80.2	0.1
66	PHARMACEUTICALS.....	..	197.3
67	OTHER CHEMICAL PRODUCTS.....	1.3	706.2	6.1	0.1
68	SCIENTIFIC EQUIPMENT.....	214.3	0.6
69	OTHER MANUFACTURED PRODUCTS.....	0.4	6.8	334.3	13.4
70	RESIDENTIAL CONSTRUCTION.....	1989.5
71	NON-RESIDENTIAL CONSTRUCTION.....	4949.1
72	REPAIR CONSTRUCTION.....	1669.5
73	PIPELINE TRANSPORTATION.....	267.9
74	TRANSPORTATION & STORAGE.....	3884.5
75	RADIO & TELEVISION BROADCASTING.....	1601.9
76	TELEPHONE & TELEGRAPH.....	898.2
77	POSTAL SERVICES.....	256.7
78	ELECTRIC POWER.....	0.1	7.4	..	1011.6	..
79	OTHER UTILITIES.....	..	0.2	193.8	..
80	WHOLESALE MARGINS.....	4.4	77.3	33.7	..	5.3	3029.9
81	RETAIL MARGINS.....	6.2	..	10.1	..
82	IMPUTED RENT OWNER OCCUP. DWEL.....
83	OTHER FINANCIALS, REAL ESTATE.....	25.3	3.4	1.8	26.9	12.4	0.6	1.0	22.7
84	BUSINESS SERVICES.....	1.1	7.1	2.2	..	3.3	33.0
85	EDUCATION SERVICES.....
86	HEALTH SERVICES.....
87	AMUSEMENT & RECREATION SERVICES.....	1.3
88	ACCOMMODATION & FOOD SERVICES.....	0.5	1.9	1.3	..	17.7	..	4.2	..
89	OTHER PERSONAL & MISC. SERVICES.....	..	0.2	18.5	34.2	22.2	2.8	13.8	239.5
90	TRANSPORTATION MARGINS.....
91	OPERATING, OFFICE, LAB & FOOD.....
92	TRAVEL, ADVERTISING & PROMOTION.....
TOTAL.....		1454.4	1902.9	729.6	8669.2	4230.7	1407.6	1235.8	3355.4

NOTE: DETAILS MAY NOT ADD DUE TO ROUNDING AND SUPPRESSION OF CONFIDENTIAL COMMODITIES.

TABLE 32. MAKE (OUTPUT) MATRIX (AGGREGATION - M), 1964 (MILLIONS OF DOLLARS) - CONTINUED

NO.	COMMODITY AGGREGATION - M	RETAIL TRADE	OWNER OCCUPIED DWELLINGS	FINANCE, INS. & REAL ESTATE	EDUCATION & HEALTH SERVICES	AMUSEMENT RECREATION SERVICES	SERVICE TO BUSINESS MANAGEMENT	ACCOMMODA- TION, FOOD SERVICES	PERSONAL & MISC. SERVICES
1	GRAINS.....
2	LIVE ANIMALS.....
3	OTHER AGRICULTURAL PRODUCTS.....	1.4
4	FORESTRY PRODUCTS.....
5	FISH LANDINGS.....
6	HUNTING & TRAPPING PRODUCTS.....
7	IRON ORES & CONCENTRATES.....
8	OTHER METAL ORES & CONCENTRATES.....
9	COAL.....
10	CRUDE MINERAL OILS.....
11	NATURAL GAS.....
12	NON-METALLIC MINERALS.....
13	SERVICES INCIDENTAL TO MINING.....
14	MEAT PRODUCTS.....	200.4
15	DAIRY PRODUCTS.....
16	FISH PRODUCTS.....
17	FRUITS & VEGETABLES PREPARATIONS.....
18	FEEDS.....
19	FLOUR, WHEAT MEAL & OTHER CEREALS.....
20	BREAKFAST CEREAL & BAKERY PROD.....
21	SUGAR.....
22	MISC. FOOD PRODUCTS.....	6.6
23	SOFT DRINKS.....
24	ALCOHOLIC BEVERAGES.....
25	TOBACCO PROCESSED UNMANUFACTURED.....
26	CIGARETTES & TOBACCO MFG.....
27	TIRES & TUBES.....
28	OTHER RUBBER PRODUCTS.....
29	PLASTIC FABRICATED PRODUCTS.....
30	LEATHER & LEATHER PRODUCTS.....
31	YARNS & MAN MADE FIBRES.....
32	FABRICS.....
33	OTHER TEXTILE PRODUCTS.....	1.8
34	HOSIERY & KNITTED WEAR.....
35	CLOTHING & ACCESSORIES.....	8.3
36	LUMBER & TIMBER.....
37	VENEER & PLYWOOD.....
38	OTHER WOOD FABRICATED MATERIALS.....
39	FURNITURE & FIXTURES.....
40	PULP.....
41	NEWSPRINT & OTHER PAPER STOCK.....
42	PAPER PRODUCTS.....
43	PRINTING & PUBLISHING.....
44	ADVERTISING, PRINT MEDIA.....
45	IRON & STEEL PRODUCTS.....
46	ALUMINUM PRODUCTS.....
47	COPPER & COPPER ALLOY PRODUCTS.....
48	NICKEL PRODUCTS.....
49	OTHER NON FERROUS METAL PRODUCTS.....
50	BOILERS, TANKS & PLATES.....
51	FABRICATED STRUCTURAL METAL PROD.....
52	OTHER METAL FABRICATED PRODUCTS.....
53	AGRICULTURAL MACHINERY.....
54	OTHER INDUSTRIAL MACHINERY.....
55	MOTOR VEHICLES.....
56	MOTOR VEHICLE PARTS.....
57	OTHER TRANSPORT EQUIPMENT.....
58	APPLIANCES & RECEIVERS, HOUSEHOLD.....
59	OTHER ELECTRICAL PRODUCTS.....
60	CEMENT & CONCRETE PRODUCTS.....
61	OTHER NON-METALLIC MINERAL PROD.....
62	GASOLINE & FUEL OIL.....
63	OTHER PETROLEUM & COAL PROD.....
64	INDUSTRIAL CHEMICALS.....
65	FERTILIZERS.....
66	PHARMACEUTICALS.....
67	OTHER CHEMICAL PRODUCTS.....
68	SCIENTIFIC EQUIPMENT.....
69	OTHER MANUFACTURED PRODUCTS.....
70	RESIDENTIAL CONSTRUCTION.....
71	NON-RESIDENTIAL CONSTRUCTION.....
72	REPAIR CONSTRUCTION.....
73	PIPELINE TRANSPORTATION.....
74	TRANSPORTATION & STORAGE.....	10.3
75	RADIO & TELEVISION BROADCASTING.....
76	TELEPHONE & TELEGRAPH.....
77	POSTAL SERVICES.....
78	ELECTRIC POWER.....
79	OTHER UTILITIES.....	3.0
80	WHOLESALE MARGINS.....
81	RETAIL MARGINS.....	4112.1	6.0	10.5	23.1	5.1
82	IMPUTED RENT OWNER OCCUP. DWEL.....	..	2951.8
83	OTHER FINANCE, INS. REAL ESTATE.....	24.5	..	5267.5	..	4.7	12.2	24.8	2.8
84	BUSINESS SERVICES.....	0.2	999.4
85	EDUCATION SERVICES.....	111.7
86	HEALTH SERVICES.....	796.3
87	AMUSEMENT & RECREATION SERVICES.....	3106.0
88	ACCOMMODATION & FOOD SERVICES.....	90.2	14.5	0.4	1900.8	0.5
89	OTHER PERSONAL & MISC. SERVICES.....	605.6	..	20.8	273.0	2.9	763.9
90	TRANSPORTATION MARGINS.....
91	OPERATING OFFICE, LAB. & FOOD.....
92	TRAVEL, ADVERTISING & PROMOTION.....
	TOTAL.....	5054.1	2951.8	5268.3	900.0	331.5	1295.4	1951.6	775.3

NOTE: DETAIL MAY NOT ADD DUE TO ROUNDING AND SUPPRESSION OF CONFIDENTIAL COMMODITIES.

TABLE 32. MAKE (OUTPUT) MATRIX (AGGREGATION - M), 1964 (MILLIONS OF DOLLARS) - CONCLUDED

NO.	COMMODITY AGGREGATION - M	TRANS. MARGINS	OPERATING OFFICE LAB & FOOD	TRAVEL PROMOTION ADV'TG.	TOTAL INDUSTRIES
1	GRAINS.....	1082.4
2	LIVE ANIMALS.....	1221.9
3	OTHER AGRICULTURAL PRODUCTS.....	1369.4
4	FORESTRY PRODUCTS.....	971.6
5	FISH LANDINGS.....	149.4
6	HUNTING & TRAPPING PRODUCTS.....	13.1
7	IRON ORES & CONCENTRATES.....	338.1
8	OTHER METAL ORES & CONCENTRATES.....	1403.1
9	COAL.....	51.4
10	CRUDE MINERAL OILS.....	738.1
11	NATURAL GAS.....	134.6
12	NON-METALLIC MINERALS.....	347.9
13	SERVICES INCIDENTAL TO MINING.....	219.0
14	MEAT PRODUCTS.....	1756.1
15	DAIRY PRODUCTS.....	1019.0
16	FISH PRODUCTS.....	243.3
17	FRUITS & VEGETABLES PREPARATIONS.....	433.4
18	FEEDS.....	462.4
19	FLOUR, WHEAT MEAL & OTHER CEREALS.....	249.9
20	BREAKFAST CEREAL & BAKERY PROD.....	585.1
21	SUGAR.....	192.6
22	MISC. FOOD PRODUCTS.....	705.1
23	SOFT DRINKS.....	223.4
24	ALCOHOLIC BEVERAGES.....	812.0
25	TOBACCO PROCESSED UNMANUFACTURED.....	100.1
26	CIGARETTES & TOBACCO MFG.....	253.9
27	TIRES & TUBES.....	211.1
28	OTHER RUBBER PRODUCTS.....	153.5
29	PLASTIC FABRICATED PRODUCTS.....	163.4
30	LEATHER & LEATHER PRODUCTS.....	330.3
31	YARNS & MAN MADE FIBRES.....	308.4
32	FABRICS.....	518.2
33	OTHER TEXTILE PRODUCTS.....	382.8
34	HOSIERY & KNITTED WEAR.....	237.8
35	CLOTHING & ACCESSORIES.....	1025.9
36	LUMBER & TIMBER.....	777.9
37	VENEER & PLYWOOD.....	299.6
38	OTHER WOOD FABRICATED MATERIALS.....	450.1
39	FURNITURE & FIXTURES.....	439.5
40	PULP.....	546.5
41	NEWSPRINT & OTHER PAPER STOCK.....	1428.5
42	PAPER PRODUCTS.....	802.0
43	PRINTING & PUBLISHING.....	688.0
44	ADVERTISING, PRINT MEDIA.....	280.5
45	IRON & STEEL PRODUCTS.....	1417.8
46	ALUMINUM PRODUCTS.....	562.6
47	COPPER & COPPER ALLOY PRODUCTS.....	483.3
48	NICKEL PRODUCTS.....	362.1
49	OTHER NON-FERROUS METAL PRODUCTS.....	361.1
50	BOILERS, TANKS & PLATES.....	155.8
51	FABRICATED STRUCTURAL METAL PROD.....	519.0
52	OTHER METAL FABRICATED PRODUCTS.....	1356.1
53	AGRICULTURAL MACHINERY.....	227.4
54	OTHER INDUSTRIAL MACHINERY.....	974.1
55	MOTOR VEHICLES.....	1704.6
56	MOTOR VEHICLE PARTS.....	731.6
57	OTHER TRANSPORT EQUIPMENT.....	783.5
58	APPLIANCES & RECEIVERS, HOUSEHOLD.....	479.7
59	OTHER ELECTRICAL PRODUCTS.....	1254.3
60	CEMENT & CONCRETE PRODUCTS.....	474.3
61	OTHER NON-METALLIC MINERAL PROD.....	441.3
62	GASOLINE & FUEL OIL.....	1231.2
63	OTHER PETROLEUM & COAL PROD.....	247.8
64	INDUSTRIAL CHEMICALS.....	778.5
65	FERTILIZERS.....	112.4
66	PHARMACEUTICALS.....	203.3
67	OTHER CHEMICAL PRODUCTS.....	774.9
68	SCIENTIFIC EQUIPMENT.....	276.3
69	OTHER MANUFACTURED PRODUCTS.....	430.6
70	RESIDENTIAL CONSTRUCTION.....	1989.5
71	NON-RESIDENTIAL CONSTRUCTION.....	4949.1
72	REPAIR CONSTRUCTION.....	1669.5
73	PIPELINE TRANSPORTATION.....	267.9
74	TRANSPORTATION & STORAGE.....	3917.2
75	RADIO & TELEVISION BROADCASTING.....	1601.9
76	TELEPHONE & TELEGRAPH.....	898.2
77	POSTAL SERVICES.....	256.7
78	ELECTRIC POWER.....	1036.6
79	OTHER UTILITIES.....	198.8
80	WHOLESALE MARGINS.....	3617.4
81	RETAIL MARGINS.....	4173.1
82	IMPLIED RENT OWNER OCC. DWEL.....	2951.8
83	OTHER FINANCIALS, REAL ESTATE.....	5492.9
84	BUSINESS SERVICES.....	1137.1
85	EDUCATION SERVICES.....	111.7
86	HEALTH SERVICES.....	796.3
87	AMUSEMENT & RECREATION SERVICES.....	307.3
88	ACCOMMODATION & FOOD SERVICES.....	2085.3
89	OTHER PERSONAL & MISC. SERVICES.....	2142.4
90	TRANSPORTATION MARGINS.....	1886.5	1886.5
91	OPERATING OFFICE, LAB. & FOOD.....	..	3609.7	..	3609.7
92	TRAVEL, ADVERTISING & PROMOTION.....	1819.0	1819.0
	TOTAL.....	1886.5	3609.7	1819.0	85208.9

NOTE: DETAIL MAY NOT ADD DUE TO ROUNDING AND SUPPRESSION OF CONFIDENTIAL COMMODITIES.

TABLE 33. USE (INPUT) MATRIX (AGGREGATION - M), 1964 (MILLIONS OF DOLLARS)

NO.	COMMODITY AGGREGATION - M	AGRICULTURE	FORESTRY	FISHING, HUNTING & TRAPPING	METAL MINES	MINERAL FUELS	NON-METAL MINES & QUARRIES	SERVICES INCIDENTAL TO MINING	FOOD & BEVERAGE INDUSTRIES
1	GRAINS	41.1	--	--	--	--	--	--	313.9
2	LIVE ANIMALS	34.8	--	--	--	--	--	--	835.5
3	OTHER AGRICULTURAL PRODUCTS	89.9	1.0	--	--	--	--	--	715.5
4	FORESTRY PRODUCTS	0.3	73.0	--	--	--	0.1	--	0.3
5	FISH LANDINGS	--	--	2.1	--	--	--	--	104.9
6	HUNTING & TRAPPING PRODUCTS	--	--	--	--	--	--	--	--
7	IRON ORES & CONCENTRATES	--	--	--	0.3	--	--	--	--
8	OTHER METAL ORES & CONCENTRATES	--	--	--	8.2	--	--	--	--
9	COAL	0.7	0.1	--	1.1	0.6	1.1	--	3.0
10	CRUDE MINERAL OILS	--	--	--	--	--	--	--	--
11	NATURAL GAS	0.6	--	--	--	0.5	0.5	--	2.4
12	NON-METALLIC MINERALS	4.5	--	0.8	5.0	0.2	2.4	1.1	4.2
13	SERVICES INCIDENTAL TO MINING	--	--	--	39.2	34.8	3.3	0.3	--
14	MEAT PRODUCTS	0.4	--	--	--	--	--	--	270.3
15	DAIRY PRODUCTS	--	--	--	--	--	--	--	136.0
16	FISH PRODUCTS	--	--	--	--	--	--	--	19.3
17	FRUITS & VEGETABLES PREPARATIONS	--	--	--	--	--	--	--	50.6
18	FEEDS	319.8	4.7	--	--	--	--	--	87.9
19	FLOUR, WHEAT MEAL & OTHER CEREALS	--	--	--	--	0.3	--	--	95.8
20	BREAKFAST CEREAL & BAKERY PROD.	--	--	--	--	--	--	--	1.5
21	SUGAR	--	--	--	--	--	--	--	102.3
22	MISC. FOOD PRODUCTS	--	--	--	--	--	--	--	205.9
23	SOFT DRINKS	--	--	--	--	--	--	--	22.2
24	ALCOHOLIC BEVERAGES	--	--	--	--	--	--	--	9.8
25	TOBACCO PROCESSED UNMANUFACTURED	--	--	--	--	--	--	--	--
26	CIGARETTES & TOBACCO MFG.	--	--	--	--	--	--	--	--
27	TIRES & TUBES	9.0	--	--	--	--	--	--	--
28	OTHER RUBBER PRODUCTS	--	--	--	--	--	--	--	--
29	PLASTIC FABRICATED PRODUCTS	--	--	--	--	--	--	--	15.3
30	LEATHER & LEATHER PRODUCTS	--	--	--	--	--	--	--	--
31	YARNS & MAN MADE FIBRES	--	--	0.3	--	--	--	--	0.1
32	FABRICS	--	--	--	--	--	--	--	1.0
33	OTHER TEXTILE PRODUCTS	21.4	2.3	4.8	0.5	--	2.4	--	13.0
34	HOSIERY & KNITTED WEAR	--	--	--	--	--	--	--	--
35	CLOTHING & ACCESSORIES	--	--	--	--	--	--	--	--
36	LUMBER & TIMBER	0.2	--	1.8	--	--	--	--	--
37	VENEER & PLYWOOD	--	--	--	--	--	--	--	--
38	OTHER WOOD FABRICATED MATERIALS	3.1	0.4	--	--	--	0.9	--	6.9
39	FURNITURE & FIXTURES	--	--	--	--	--	--	--	--
40	PULP	--	--	--	--	--	--	--	--
41	NEWSPRINT & OTHER PAPER STOCK	--	--	--	--	--	--	--	14.7
42	PAPER PRODUCTS	3.0	--	--	0.1	--	8.3	--	189.2
43	PRINTING & PUBLISHING	--	--	--	--	--	0.1	--	7.3
44	ADVERTISING, PRINT MEDIA	--	--	--	--	--	--	--	--
45	IRON & STEEL PRODUCTS	--	--	--	14.2	0.2	0.5	3.7	2.1
46	ALUMINUM PRODUCTS	--	--	--	--	--	--	--	--
47	COPPER & COPPER ALLOY PRODUCTS	--	--	--	--	--	--	--	--
48	NICKEL PRODUCTS	--	--	--	--	--	--	--	--
49	OTHER NON FERROUS METAL PRODUCTS	--	--	--	0.3	--	--	--	--
50	BOILERS, TANKS & PLATES	--	--	--	--	--	--	--	--
51	FABRICATED STRUCTURAL METAL PROD.	--	--	--	0.5	0.3	--	--	--
52	OTHER METAL FABRICATED PRODUCTS	10.6	6.4	0.7	1.5	0.5	--	--	104.8
53	AGRICULTURAL MACHINERY	38.3	--	--	--	--	--	--	--
54	OTHER INDUSTRIAL MACHINERY	--	4.3	2.1	17.5	4.3	3.5	8.0	--
55	MOTOR VEHICLES	--	--	--	--	--	--	--	--
56	MOTOR VEHICLE PARTS	--	--	--	--	--	--	--	--
57	OTHER TRANSPORT EQUIPMENT	0.8	1.8	7.5	1.6	0.2	--	--	--
58	APPLIANCES & RECEIVERS, HOUSEHOLD	--	--	--	--	--	--	--	--
59	OTHER ELECTRICAL PRODUCTS	--	--	5.0	--	--	--	2.2	--
60	CEMENT & CONCRETE PRODUCTS	--	--	--	--	--	0.1	--	--
61	OTHER NON-METALLIC MINERAL PROD.	0.1	0.1	0.2	1.8	--	0.1	--	49.3
62	GASOLINE & FUEL OIL	137.3	19.3	6.2	9.1	1.7	5.9	3.5	20.4
63	OTHER PETROLEUM & COAL PROD.	24.3	0.9	1.1	2.2	0.9	2.3	1.7	4.7
64	INDUSTRIAL CHEMICALS	39.4	0.2	0.2	10.8	2.7	1.0	--	32.7
65	FERTILIZERS	62.2	--	--	--	--	--	--	--
66	PHARMACEUTICALS	9.7	--	--	--	--	--	--	8.4
67	OTHER CHEMICAL PRODUCTS	29.4	1.1	0.2	22.7	0.7	5.8	1.2	38.6
68	SCIENTIFIC EQUIPMENT	--	--	--	--	--	--	--	--
69	OTHER MANUFACTURED PRODUCTS	--	--	1.8	--	--	--	--	1.5
70	RESIDENTIAL CONSTRUCTION	--	--	--	--	--	--	--	--
71	NON RESIDENTIAL CONSTRUCTION	--	--	--	--	--	--	--	--
72	REPAIR CONSTRUCTION	74.8	18.4	0.5	17.7	23.6	3.2	0.1	17.3
73	PIPELINE TRANSPORTATION	0.7	--	--	0.1	0.4	0.4	--	2.9
74	TRANSPORTATION & STORAGE	11.8	76.7	1.7	13.8	2.6	4.1	7.7	48.2
75	RADIO & TELEVISION BROADCASTING	--	--	--	--	--	--	--	--
76	TELEPHONE & TELEGRAPH	9.1	2.6	0.3	2.0	2.6	0.9	1.3	16.2
77	POSTAL SERVICES	1.4	0.3	--	0.2	0.5	0.1	0.1	2.8
78	ELECTRIC POWER	30.8	1.7	0.1	29.1	16.3	7.8	2.1	22.6
79	OTHER UTILITIES	1.9	--	--	0.9	1.3	0.7	--	9.0
80	WHOLESALE MARGINS	94.7	8.2	3.4	14.8	2.7	5.4	4.4	151.4
81	RETAIL MARGINS	22.5	1.4	1.0	1.4	0.3	0.9	0.7	7.5
82	IMPUTED RENT OWNER OCCUP. DWEL.	--	--	--	--	--	--	--	--
83	OTHER FINANCE, INS., REAL ESTATE	141.6	86.7	1.5	38.3	171.2	9.5	7.9	53.7
84	BUSINESS SERVICES	4.0	4.2	0.3	19.3	42.2	3.9	2.0	38.6
85	EDUCATION SERVICES	--	--	--	--	--	--	--	--
86	HEALTH SERVICES	--	--	--	--	--	--	--	--
87	AMUSEMENT & RECREATION SERVICES	--	--	--	--	--	--	--	--
88	ACCOMMODATION & FOOD SERVICES	--	--	--	--	--	--	--	--
89	OTHER PERSONAL & MISC. SERVICES	6.5	23.5	1.5	3.9	2.4	5.3	1.1	21.6
90	TRANSPORTATION MARGINS	56.4	2.2	1.4	6.5	0.7	2.8	1.3	145.8
91	OPERATING OFFICE, LAB. & FOOD	160.1	118.3	2.2	105.2	25.3	36.6	29.5	131.0
92	TRAVEL, ADVERTISING & PROMOTION	0.1	6.2	--	3.4	6.3	2.1	5.5	241.7
93	NON-COMPETING IMPORTS	--	--	--	--	--	--	--	194.1
94	UNALLOCATED IMPORTS & EXPORTS	--	--	--	--	--	--	--	--
95	INDIRECT TAXES	127.1	26.9	2.4	17.4	41.8	10.7	2.7	71.2
96	SUBSIDIES	-44.2	--	-0.4	-15.0	-19.4	--	--	-75.4
97	WAGES & SALARIES	238.6	335.1	35.5	303.1	130.3	86.6	85.6	920.1
98	SUPPLEMENTARY LABOUR INCOME	0.7	14.3	0.7	18.4	7.1	4.5	4.7	42.7
99	NET INCOME, UNINC. BUSINESS	1303.0	31.0	44.6	1.2	0.1	3.3	2.3	23.4
100	OTHER OPERATING SURPLUS	618.3	100.9	31.4	651.8	478.9	136.2	27.0	678.7
	TOTAL	3741.2	974.4	163.0	1370.4	985.1	363.2	287.6	6256.7

NOTE: DETAIL MAY NOT ADD DUE TO ROUNDING.

TABLE 33. USE (INPUT) MATRIX (AGGREGATION - M), 1964 (MILLIONS OF DOLLARS) - CONTINUED

NO.	COMMODITY AGGREGATION - M	TOBACCO PRODUCTS INDUSTRIES	RUBBER & PLASTIC PROD. IND.	LEATHER INDUSTRIES	TEXTILE INDUSTRIES	KNITTING MILLS	CLOTHING INDUSTRIES	WOOD	FURNITURE, FIXTURE INDUSTRIES
1	GRAINS.....	--	--	--	--	--	--	--	--
2	LIVE ANIMALS.....	--	--	--	--	--	--	--	--
3	OTHER AGRICULTURAL PRODUCTS.....	92.9	--	--	8.8	--	11.7	0.2	--
4	FORESTRY PRODUCTS.....	--	--	--	--	--	--	448.8	1.1
5	FISH LANDINGS.....	--	--	--	--	--	--	--	--
6	HUNTING & TRAPPING PRODUCTS.....	--	--	--	0.3	--	15.2	--	--
7	IRON ORES & CONCENTRATES.....	--	--	--	--	--	--	--	--
8	OTHER METAL ORES & CONCENTRATES.....	--	--	--	--	--	--	--	--
9	COAL.....	0.1	0.7	0.4	1.0	0.2	0.1	0.2	0.2
10	CRUDE MINERAL OILS.....	--	--	--	--	--	--	--	--
11	NATURAL GAS.....	--	0.1	0.1	0.2	--	--	0.2	0.1
12	NON-METALLIC MINERALS.....	--	1.2	0.1	0.1	--	--	--	--
13	SERVICES INCIDENTAL TO MINING.....	--	--	--	--	--	--	--	--
14	MEAT PRODUCTS.....	0.8	0.2	18.7	--	--	--	--	--
15	DAIRY PRODUCTS.....	--	--	--	--	--	--	--	--
16	FISH PRODUCTS.....	--	--	0.2	--	--	--	--	--
17	FRUITS & VEGETABLES PREPARATIONS.....	--	--	--	--	--	--	--	--
18	FEEDS.....	--	--	--	--	--	--	--	--
19	FLOUR, WHEAT MEAL & OTHER CEREALS.....	--	--	--	0.3	--	--	--	--
20	BREAKFAST CEREAL & BAKERY PROD.....	--	--	--	--	--	--	--	--
21	SUGAR.....	0.1	--	0.1	--	--	--	--	--
22	MISC. FOOD PRODUCTS.....	0.5	--	--	2.1	--	--	0.1	--
23	SOFT DRINKS.....	--	--	--	--	--	--	--	--
24	ALCOHOLIC BEVERAGES.....	--	--	--	--	--	--	--	--
25	TOBACCO PROCESSED UNMANUFACTURED.....	78.2	--	--	--	--	--	--	--
26	CIGARETTES & TOBACCO MFG.....	1.5	--	--	--	--	--	--	--
27	TIRES & TUBES.....	--	1.0	--	--	--	--	--	--
28	OTHER RUBBER PRODUCTS.....	--	9.3	14.2	4.6	0.8	0.6	--	9.1
29	PLASTIC FABRICATED PRODUCTS.....	0.1	5.4	8.0	4.6	--	0.8	2.3	12.4
30	LEATHER & LEATHER PRODUCTS.....	--	2.4	68.5	0.7	0.6	4.7	--	0.2
31	YARNS & MAN MADE FIBRES.....	2.7	3.3	0.1	209.6	101.4	10.5	--	--
32	FABRICS.....	--	48.4	5.2	115.4	14.2	340.3	1.5	35.1
33	OTHER TEXTILE PRODUCTS.....	--	1.3	1.8	45.5	9.6	20.3	--	1.2
34	HOSIERY & KNITTED WEAR.....	--	--	--	--	5.6	--	--	--
35	CLOTHING & ACCESSORIES.....	--	1.2	1.1	10.3	7.6	56.1	--	--
36	LUMBER & TIMBER.....	--	--	0.2	--	--	--	88.5	19.0
37	VENEER & PLYWOOD.....	--	--	0.5	--	--	--	29.4	14.5
38	OTHER WOOD FABRICATED MATERIALS.....	1.1	1.1	0.7	0.5	--	--	47.1	10.5
39	FURNITURE & FIXTURES.....	--	--	--	--	--	--	--	12.9
40	PULP.....	--	--	--	9.0	--	--	--	--
41	NEWSPRINT & OTHER PAPER STOCK.....	1.9	7.6	0.2	3.8	0.3	0.7	2.1	3.2
42	PAPER PRODUCTS.....	26.5	9.7	4.9	11.4	3.9	6.7	1.9	6.1
43	PRINTING & PUBLISHING.....	0.8	0.2	--	0.1	--	--	--	0.2
44	ADVERTISING PRINT MEDIA.....	--	--	--	--	--	--	--	--
45	IRON & STEEL PRODUCTS.....	--	0.2	0.2	0.1	--	--	0.2	14.5
46	ALUMINUM PRODUCTS.....	--	--	--	--	--	--	2.0	0.7
47	COPPER & COPPER ALLOY PRODUCTS.....	--	--	--	--	--	--	--	--
48	NICKEL PRODUCTS.....	--	--	--	--	--	--	--	--
49	OTHER NON FERROUS METAL PRODUCTS.....	--	1.8	--	0.7	--	--	--	0.8
50	BOILERS, TANKS & PLATES.....	--	--	--	--	--	--	--	--
51	FABRICATED STRUCTURAL METAL PROD.....	--	0.1	--	0.4	--	0.2	1.3	0.1
52	OTHER METAL FABRICATED PRODUCTS.....	0.9	6.2	3.6	1.7	--	--	11.0	30.7
53	AGRICULTURAL MACHINERY.....	--	--	--	--	--	--	--	--
54	OTHER INDUSTRIAL MACHINERY.....	--	0.2	--	--	--	0.2	0.1	--
55	MOTOR VEHICLES.....	--	--	--	--	--	--	--	--
56	MOTOR VEHICLE PARTS.....	--	--	--	--	--	--	--	--
57	OTHER TRANSPORT EQUIPMENT.....	--	0.4	--	--	--	--	--	--
58	APPLIANCES & REFRIGERS. HOUSEHOLD.....	--	--	--	0.4	--	--	--	--
59	OTHER ELECTRICAL PRODUCTS.....	--	--	--	--	--	--	--	2.2
60	CEMENT & CONCRETE PRODUCTS.....	--	--	--	--	--	--	--	--
61	OTHER NON-METALLIC MINERAL PROD.....	--	1.3	0.1	2.1	--	--	7.1	4.2
62	GASOLINE & FUEL OIL.....	0.3	1.4	0.4	4.5	0.5	0.4	5.6	0.6
63	OTHER PETROLEUM & COAL PROD.....	0.1	1.1	0.1	0.7	--	0.1	4.5	0.1
64	INDUSTRIAL CHEMICALS.....	--	123.5	2.4	39.6	0.5	0.7	10.4	0.5
65	FERTILIZERS.....	--	--	--	--	--	--	--	--
66	PHARMACEUTICALS.....	--	--	--	--	--	--	--	--
67	OTHER CHEMICAL PRODUCTS.....	--	6.2	6.4	21.6	2.0	1.7	7.7	8.2
68	SCIENTIFIC EQUIPMENT.....	--	0.1	--	--	--	--	--	--
69	OTHER MANUFACTURED PRODUCTS.....	--	1.1	4.2	9.4	0.8	22.8	--	11.6
70	RESIDENTIAL CONSTRUCTION.....	--	--	--	--	--	--	--	--
71	NON-RESIDENTIAL CONSTRUCTION.....	--	--	--	--	--	--	--	--
72	REPAIR CONSTRUCTION.....	1.2	1.6	0.6	5.1	0.4	0.9	6.6	1.4
73	PIPELINE TRANSPORTATION.....	--	0.2	--	0.3	0.1	0.1	0.3	0.2
74	TRANSPORTATION & STORAGE.....	0.5	0.8	0.4	1.5	0.3	1.3	1.9	0.6
75	RADIO & TELEVISION BROADCASTING.....	--	--	--	--	--	--	--	--
76	TELEPHONE & TELEGRAPH.....	0.5	3.1	1.1	3.8	0.8	3.1	5.0	2.1
77	POSTAL SERVICES.....	0.1	0.7	0.5	0.7	0.4	1.2	0.5	0.6
78	ELECTRIC POWER.....	0.7	4.7	1.2	7.8	0.9	2.1	13.5	2.6
79	OTHER UTILITIES.....	0.1	0.6	0.1	1.0	0.2	0.2	1.1	0.8
80	WHOLESALE MARGINS.....	2.3	16.8	12.4	30.2	3.6	43.9	33.7	23.3
81	RETAIL MARGINS.....	0.1	0.3	0.1	0.7	0.5	7.9	1.7	0.5
82	IMPUTED RENT OWNER OCCUP. DWEL.....	--	--	--	--	--	--	--	--
83	OTHER FINANCIALS. REAL ESTATE.....	4.6	11.0	5.6	12.9	6.0	24.2	26.9	8.4
84	BUSINESS SERVICES.....	2.4	5.1	2.0	6.1	1.7	4.7	5.1	3.2
85	EDUCATION SERVICES.....	--	--	--	--	--	--	--	--
86	HEALTH SERVICES.....	--	--	--	--	--	--	--	--
87	AMUSEMENT & RECREATION SERVICES.....	--	--	--	--	--	--	--	--
88	ACCOMMODATION & FOOD SERVICES.....	--	--	--	--	--	--	--	--
89	OTHER PERSONAL & MISC. SERVICES.....	0.4	1.0	4.2	3.2	0.6	1.4	4.8	0.9
90	TRANSPORTATION MARGINS.....	2.4	11.9	5.0	18.9	2.6	5.6	34.9	8.2
91	OPERATING. OFFICE LAB. & FOOD.....	4.8	17.1	9.9	39.4	6.7	12.3	75.1	9.0
92	TRAVEL, ADVERTISING & PROMOTION.....	21.6	27.6	9.9	22.5	5.1	25.3	9.9	10.4
93	NON-COMPETING IMPORTS.....	--	20.5	0.1	62.3	0.1	--	--	--
94	UNALLOCATED IMPORTS & EXPORTS.....	--	--	--	--	--	--	--	--
95	INDIRECT TAXES.....	2.8	6.1	2.6	9.9	2.2	4.2	12.8	5.3
96	SUBSIDIES.....	--	--	--	--	--	--	--	--
97	WAGES & SALARIES.....	50.6	168.2	107.9	380.5	73.2	306.5	375.9	151.4
98	SUPPLEMENTARY LABOUR INCOME.....	2.1	6.2	4.5	11.9	2.5	8.0	16.2	5.8
99	NET INCOME UNINC. BUSINESS.....	--	0.3	0.8	1.8	0.7	6.8	10.6	6.6
100	OTHER OPERATING SURPLUS.....	54.7	83.6	22.7	157.9	27.0	60.1	126.8	40.2
	TOTAL.....	360.4	624.2	334.2	1188.1	283.6	1013.5	1435.4	481.6

NOTE: DETAIL MAY NOT ADD DUE TO ROUNDING.

TABLE 33. USE (INPUT MATRIX (AGGREGATION - M), 1964 (MILLIONS OF DOLLARS) - CONTINUED

NO.	COMMODITY AGGREGATION - M	PAPER & ALLIED INDUSTRIES	PRINTING & PUBLISHING	PRIMARY METAL INDUSTRIES	METAL FABRICATING INDUSTRIES	MACHINERY INDUSTRIES	TRANS. EQUIPMENT INDUSTRIES	ELECTRICAL PRODUCTS INDUSTRIES	NON-METAL MINERAL PROD. IND.
1	GRAINS	--	--	--	--	--	--	--	--
2	LIVE ANIMALS	--	--	--	--	--	--	--	--
3	OTHER AGRICULTURAL PRODUCTS	0.1	--	--	--	--	--	--	--
4	FORESTRY PRODUCTS	379.3	--	0.5	--	--	--	--	0.3
5	FISH LANDINGS	--	--	--	--	--	--	--	--
6	HUNTING & TRAPPING PRODUCTS	--	--	--	--	--	--	--	--
7	IRON ORES & CONCENTRATES	--	--	111.4	--	--	--	--	0.2
8	OTHER METAL ORES & CONCENTRATES	--	--	829.3	--	--	--	0.4	8.9
9	COAL	22.5	0.2	59.8	0.7	0.4	3.5	0.8	7.7
10	CRUDE MINERAL OILS	--	--	--	--	--	--	--	--
11	NATURAL GAS	3.1	0.1	3.7	1.5	0.3	0.7	0.3	3.0
12	NON-METALLIC MINERALS	17.7	--	(6.0)	1.3	3.7	0.9	0.7	58.9
13	SERVICES INCIDENTAL TO MINING	--	--	--	--	--	--	--	--
14	MEAT PRODUCTS	--	--	--	--	--	--	--	--
15	DAIRY PRODUCTS	0.3	--	--	--	--	--	--	--
16	FISH PRODUCTS	--	--	--	--	--	--	--	--
17	FRUITS & VEGETABLES PREPARATIONS	--	--	--	--	--	--	--	--
18	FEEDS	--	--	--	--	--	--	--	--
19	FLOUR, WHEAT MEAL & OTHER CEREALS	--	--	0.1	--	--	--	--	--
20	BREAKFAST CEREAL & BAKERY PROD.	--	--	--	--	--	--	--	--
21	SUGAR	--	--	--	--	--	--	--	--
22	MISC. FOOD PRODUCTS	6.4	--	--	0.1	--	--	--	0.4
23	SOFT DRINKS	--	--	--	--	--	--	--	--
24	ALCOHOLIC BEVERAGES	--	--	--	--	--	--	--	--
25	TOBACCO PROCESSED UNMANUFACTURED	--	--	--	--	--	--	--	--
26	CIGARETTES & TOBACCO MFG.	--	--	--	--	--	--	--	--
27	TIRUS & TUBES	--	--	--	--	5.0	34.0	--	--
28	OTHER RUBBER PRODUCTS	0.2	--	1.3	2.4	8.8	16.9	21.2	0.9
29	PLASTIC FABRICATED PRODUCTS	10.9	0.3	--	3.4	0.5	2.8	12.3	1.2
30	LEATHER & LEATHER PRODUCTS	--	--	--	--	--	0.4	--	--
31	YARNS & MAN MADE FIBRES	0.8	0.1	--	0.3	--	0.2	0.8	1.0
32	FABRICS	1.9	4.6	--	0.2	0.3	16.0	2.4	1.5
33	OTHER TEXTILE PRODUCTS	18.3	0.2	0.1	0.8	0.2	31.8	0.3	0.1
34	HOSIERY & KNITTED WEAR	--	--	--	--	--	--	--	--
35	CLOTHING & ACCESSORIES	--	--	--	--	--	--	--	--
36	LUMBER & TIMBER	0.4	--	0.3	3.2	2.4	3.9	0.6	0.3
37	VENEER & PLYWOOD	0.2	--	--	--	--	1.7	--	--
38	OTHER WOOD FABRICATED MATERIALS	70.0	0.2	4.6	3.7	1.3	2.2	2.3	1.4
39	FURNITURE & FIXTURES	--	--	1.0	0.6	--	3.1	4.4	--
40	PULP	88.2	--	--	--	--	--	--	--
41	NEWSPRINT & OTHER PAPER STOCK	276.1	171.2	2.6	2.7	0.2	3.2	1.6	7.4
42	PAPER PRODUCTS	32.5	5.7	3.8	13.8	2.5	5.2	15.1	11.8
43	PRINTING & PUBLISHING	10.3	68.7	--	0.1	1.9	--	--	0.1
44	ADVERTISING, PRINT MEDIA	--	--	--	--	--	--	--	--
45	IRON & STEEL PRODUCTS	0.7	--	195.1	436.0	119.2	165.6	59.3	6.2
46	ALUMINUM PRODUCTS	7.6	--	87.8	48.8	6.0	18.4	37.2	0.4
47	COPPER & COPPER ALLOY PRODUCTS	0.1	0.1	107.9	34.0	5.9	17.4	87.7	0.1
48	NICKEL PRODUCTS	--	--	9.0	3.1	0.5	5.2	3.9	--
49	OTHER NON-FERROUS METAL PRODUCTS	2.3	4.5	149.4	17.4	7.2	21.4	17.8	3.0
50	BOILERS, TANKS & PLATES	--	--	--	7.0	5.5	1.9	2.7	--
51	FABRICATED STRUCTURAL METAL PROD.	0.6	--	5.1	106.2	20.0	15.8	3.7	0.5
52	OTHER METAL FABRICATED PRODUCTS	15.2	0.1	22.6	192.9	68.4	112.1	69.0	7.9
53	AGRICULTURAL MACHINERY	--	--	--	0.1	28.3	--	--	--
54	OTHER INDUSTRIAL MACHINERY	--	--	8.5	13.7	89.6	25.0	25.7	0.6
55	MOTOR VEHICLES	--	--	--	0.8	0.3	40.2	0.1	--
56	MOTOR VEHICLE PARTS	--	--	--	2.2	6.1	999.0	0.8	--
57	OTHER TRANSPORT EQUIPMENT	--	--	0.1	0.1	--	138.6	--	--
58	APPLIANCES & RECEIVERS, HOUSEHOLD	--	--	0.1	5.1	6.9	13.7	38.5	--
59	OTHER ELECTRICAL PRODUCTS	--	--	--	9.8	59.4	57.1	281.6	2.0
60	CEMENT & CONCRETE PRODUCTS	--	--	--	--	--	--	--	75.0
61	OTHER NON-METALLIC MINERAL PROD.	11.1	--	35.1	12.3	1.6	47.9	15.7	41.5
62	GASOLINE & FUEL OIL	22.4	1.1	18.3	3.7	1.6	2.5	1.8	9.6
63	OTHER PETROLEUM & COAL PROD.	12.9	0.7	28.0	1.9	0.9	3.6	1.2	4.1
64	INDUSTRIAL CHEMICALS	81.1	1.9	19.4	10.5	2.5	4.5	29.2	12.5
65	FERTILIZERS	--	--	0.3	--	--	--	--	--
66	PHARMACEUTICALS	--	--	--	--	--	--	--	--
67	OTHER CHEMICAL PRODUCTS	27.4	14.8	5.0	16.1	4.9	12.2	11.6	5.7
68	SCIENTIFIC EQUIPMENT	--	4.7	0.1	0.5	1.2	21.2	1.6	0.4
69	OTHER MANUFACTURED PRODUCTS	0.7	1.0	0.4	2.8	2.0	8.8	2.1	2.1
70	RESIDENTIAL CONSTRUCTION	--	--	--	--	--	--	--	--
71	NON-RESIDENTIAL CONSTRUCTION	--	--	--	--	--	--	--	--
72	REPAIR CONSTRUCTION	11.0	3.8	17.8	6.3	3.9	10.6	4.9	5.2
73	PIPELINE TRANSPORTATION	3.3	0.1	3.5	1.6	0.3	0.8	0.6	3.2
74	TRANSPORTATION & STORAGE	8.5	1.3	5.6	4.4	1.7	11.4	6.6	1.4
75	RADIO & TELEVISION BROADCASTING	--	--	--	--	--	--	--	--
76	TELEPHONE & TELEGRAPH	8.4	9.6	6.8	12.7	8.3	13.2	12.1	4.4
77	POSTAL SERVICES	1.3	11.5	0.8	1.7	1.3	1.8	1.7	0.5
78	ELECTRIC POWER	68.3	4.1	47.1	9.9	3.0	10.0	7.4	15.9
79	OTHER UTILITIES	6.9	0.6	6.7	3.0	0.8	2.1	1.4	5.4
80	WHOLESALE MARGINS	42.2	11.2	106.1	51.8	36.9	71.0	40.2	19.3
81	RETAIL MARGINS	1.3	1.2	1.0	1.2	0.4	1.4	0.9	1.6
82	IMPLIED RENT OWNER OCCUP. DWEL.	--	--	--	--	--	--	--	--
83	OTHER FINANCIALS, REAL ESTATE	31.2	24.3	16.8	23.5	25.7	22.8	34.7	12.2
84	BUSINESS SERVICES	14.7	14.1	17.9	17.0	10.8	41.8	15.2	5.8
85	EDUCATION SERVICES	--	--	--	--	--	--	--	--
86	HEALTH SERVICES	--	--	--	--	--	--	--	--
87	AMUSEMENT & RECREATION SERVICES	--	--	--	--	--	--	--	--
88	ACCOMMODATION & FOOD SERVICES	--	--	--	--	--	--	--	--
89	OTHER PERSONAL & MISC. SERVICES	10.9	5.0	6.6	7.9	2.6	7.3	4.7	10.9
90	TRANSPORTATION MARGINS	85.2	11.0	76.5	35.4	17.1	49.1	20.9	34.1
91	OPERATING, OFFICE, LAB. & FOOD	85.8	19.3	112.1	67.8	34.0	110.4	46.5	70.6
92	TRAVEL, ADVERTISING & PROMOTION	25.9	47.2	15.0	41.9	33.1	61.2	55.9	16.1
93	NONCOMPETING IMPORTS	9.5	--	--	--	--	--	0.1	0.4
94	UNALLOCATED IMPORTS & EXPORTS	--	--	--	--	--	--	--	--
95	INDIRECT TAXES	46.1	11.6	34.3	18.9	12.9	35.1	17.3	17.3
96	SUBSIDIES	--	--	41.2	--	--	41.1	--	--
97	WAGES & SALARIES	587.0	394.1	584.9	615.7	353.4	722.2	531.8	242.5
98	SUPPLEMENTARY LABOUR INCOME	26.7	13.8	26.5	35.1	13.5	45.0	20.3	11.5
99	NET INCOME, UNINC. BUSINESS	0.6	9.4	0.5	7.0	0.8	1.3	0.3	2.4
100	OTHER OPERATING SURPLUS	556.8	130.2	436.5	284.7	216.5	267.4	248.9	189.5
TOTAL		2744.2	1005.7	3249.4	2207.4	1245.2	3334.6	1826.8	947.2

NOTE: DETAIL MAY NOT ADD DUE TO ROUNDING.

TABLE 33. USE (INPUT) MATRIX (AGGREGATION - M1, 1964 (MILLIONS OF DOLLARS) - CONTINUED

NO.	COMMODITY AGGREGATION - M	PETROLEUM & COAL PROD. IND.	CHEMICAL & CHEMICAL PROD. IND.	MISC. MANUFAC- TURING	CONSTR. INDUSTRY	TRANS. & STORAGE	COMMUNI- CATION	ELEC. POWER GAS OTHER UTILITIES	WHOLESALE TRADE
1	GRAINS	--	--	--	--	--	--	--	1.0
2	LIVE ANIMALS	--	0.6	--	--	--	--	--	--
3	OTHER AGRICULTURAL PRODUCTS	--	0.2	0.2	4.6	0.7	--	--	3.3
4	FORESTRY PRODUCTS	--	--	--	4.8	--	--	--	--
5	FISH LANDINGS	--	--	--	--	--	--	--	--
6	HUNTING & TRAPPING PRODUCTS	--	--	--	--	--	--	--	--
7	IRON ORES & CONCENTRATES	--	--	--	--	--	--	--	--
8	OTHER METAL ORES & CONCENTRATES	0.1	1.1	10.8	--	--	--	--	0.3
9	COAL	1.8	8.2	0.4	3.5	2.9	--	33.3	0.4
10	CRUDE MINERAL OILS	899.2	--	--	--	--	--	--	--
11	NATURAL GAS	0.6	3.2	0.1	--	3.7	--	1.7	1.0
12	NON-METALLIC MINERALS	1.1	26.3	0.6	55.8	1.4	--	--	--
13	SERVICES INCIDENTAL TO MINING	--	--	--	47.6	--	--	--	--
14	MEAT PRODUCTS	--	7.0	0.1	--	--	--	--	0.1
15	DAIRY PRODUCTS	--	0.8	--	--	--	--	--	4.4
16	FISH PRODUCTS	--	0.9	0.2	--	--	--	--	0.2
17	FRUITS & VEGETABLES PREPARATIONS	--	--	--	--	--	--	--	--
18	FEEDS	--	1.3	--	--	0.6	--	--	0.4
19	FLOUR, WHEAT MEAL & OTHER CEREALS	--	0.4	--	--	--	--	--	0.7
20	BREAKFAST CEREAL & BAKERY PROD.	--	--	--	--	--	--	--	--
21	SUGAR	--	0.1	--	--	--	--	--	0.4
22	MISC. FOOD PRODUCTS	--	19.2	1.0	--	--	--	--	0.3
23	SOFT DRINKS	--	--	--	--	--	--	--	--
24	ALCOHOLIC BEVERAGES	--	--	--	--	--	--	--	--
25	TOBACCO PROCESSED UNMANUFACTURED	--	--	--	--	--	--	--	--
26	CIGARETTES & TOBACCO MFG.	--	--	--	--	--	--	--	--
27	TIRES & TUBES	--	--	0.3	14.2	22.2	--	--	--
28	OTHER RUBBER PRODUCTS	--	1.0	1.4	13.5	3.8	--	--	--
29	PLASTIC FABRICATED PRODUCTS	0.3	15.5	5.6	50.4	1.7	--	--	7.3
30	LEATHER & LEATHER PRODUCTS	--	--	2.4	0.3	0.1	--	--	0.1
31	YARNS & MAN MADE FIBRES	--	2.3	3.8	0.4	--	--	--	0.5
32	FABRICS	--	1.1	8.8	6.4	1.3	--	--	1.0
33	OTHER TEXTILE PRODUCTS	--	3.5	3.2	24.1	3.7	0.9	--	5.4
34	HOSIERY & KNITTED WEAR	--	--	--	--	--	--	--	--
35	CLOTHING & ACCESSORIES	--	--	0.1	--	--	--	--	--
36	LUMBER & TIMBER	--	--	7.7	178.9	--	--	--	2.3
37	VENEER & PLYWOOD	--	--	1.0	116.5	--	--	--	0.4
38	OTHER WOOD FABRICATED MATERIALS	0.3	2.1	8.0	197.2	--	--	--	3.3
39	FURNITURE & FIXTURES	--	--	--	14.3	0.1	--	--	--
40	PULP	--	5.8	--	--	--	--	--	0.1
41	NEWSPRINT & OTHER PAPER STOCK	--	2.7	6.4	51.3	0.1	--	--	7.5
42	PAPER PRODUCTS	1.5	48.3	8.2	26.4	1.8	--	--	25.3
43	PRINTING & PUBLISHING	--	0.4	0.2	--	3.2	11.2	0.5	7.9
44	ADVERTISING PRINT MEDIA	--	--	--	--	--	--	--	--
45	IRON & STEEL PRODUCTS	--	0.6	14.0	358.8	5.4	--	--	2.2
46	ALUMINUM PRODUCTS	--	1.0	8.4	2.6	0.1	--	--	--
47	COPPER & COPPER ALLOY PRODUCTS	--	1.9	9.5	30.0	0.9	--	--	0.1
48	NICKEL PRODUCTS	--	0.1	0.2	2.3	--	--	--	--
49	OTHER NON-FERROUS METAL PRODUCTS	0.1	13.0	16.6	11.5	0.4	--	--	0.4
50	BOILERS, TANKS & PLATES	--	--	0.9	112.1	1.5	--	--	--
51	FABRICATED STRUCTURAL METAL PROD.	--	--	1.6	394.6	0.4	--	--	--
52	OTHER METAL FABRICATED PRODUCTS	8.4	32.4	25.1	412.3	1.4	--	--	17.2
53	AGRICULTURAL MACHINERY	--	--	--	--	--	--	--	--
54	OTHER INDUSTRIAL MACHINERY	--	0.3	0.9	153.0	1.0	--	--	--
55	MOTOR VEHICLES	--	--	--	--	--	--	--	--
56	MOTOR VEHICLE PARTS	--	--	0.1	18.1	40.6	--	--	--
57	OTHER TRANSPORT EQUIPMENT	--	--	--	--	58.2	--	--	--
58	APPLIANCES & REFRIGERS. HOUSEHOLD	--	0.1	0.7	6.1	--	0.2	--	--
59	OTHER ELECTRICAL PRODUCTS	--	--	5.5	357.5	7.6	11.4	--	0.2
60	CEMENT & CONCRETE PRODUCTS	--	--	0.1	391.8	--	--	--	--
61	OTHER NON-METALLIC MINERAL PROD.	0.1	18.1	12.0	214.0	1.7	--	--	1.2
62	GASOLINE & FUEL OIL	0.2	6.5	0.9	57.9	157.8	2.0	11.2	45.7
63	OTHER PETROLEUM & COAL PROD.	16.7	61.4	1.1	59.1	10.1	0.3	0.3	3.1
64	INDUSTRIAL CHEMICALS	6.8	285.6	30.8	6.1	0.4	0.3	--	2.2
65	FERTILIZERS	--	23.0	--	--	--	--	--	0.1
66	PHARMACEUTICALS	--	16.6	--	0.4	--	--	--	--
67	OTHER CHEMICAL PRODUCTS	36.8	62.2	7.7	64.0	3.8	0.1	--	1.1
68	SCIENTIFIC EQUIPMENT	--	0.1	24.5	15.3	0.2	0.7	--	0.3
69	OTHER MANUFACTURED PRODUCTS	4.5	7.1	20.8	52.8	2.1	0.1	--	0.8
70	RESIDENTIAL CONSTRUCTION	--	--	--	--	--	--	--	--
71	NON-RESIDENTIAL CONSTRUCTION	--	--	--	--	--	--	--	--
72	REPAIR CONSTRUCTION	32.3	12.6	2.2	4.5	166.1	45.7	55.3	5.4
73	PIPELINE TRANSPORTATION	105.4	3.9	0.2	0.2	5.8	--	1.7	8.2
74	TRANSPORTATION & STORAGE	2.6	5.5	1.0	62.1	316.8	69.9	1.0	124.1
75	RADIO & TELEVISION BROADCASTING	--	--	--	--	--	5.1	--	--
76	TELEPHONE & TELEGRAPH	1.3	8.8	4.3	8.4	47.3	19.8	2.4	44.1
77	POSTAL SERVICES	0.5	2.9	1.6	1.3	2.5	8.4	1.9	21.7
78	ELECTRIC POWER	9.6	24.7	2.9	4.0	17.7	3.0	20.7	19.0
79	OTHER UTILITIES	1.3	8.9	0.5	0.2	2.1	0.2	4.7	2.5
80	WHOLESALE MARGINS	3.9	47.9	22.3	450.9	72.7	2.6	4.5	39.8
81	RETAIL MARGINS	--	1.9	0.3	61.1	30.4	4.8	1.0	9.4
82	IMPUTED RENT OWNER OCCUP. DWEL.	--	--	--	--	--	--	--	--
83	OTHER FINANCIALS, REAL ESTATE	18.1	32.7	16.3	95.7	92.3	27.4	27.2	162.1
84	BUSINESS SERVICES	6.5	24.1	5.6	169.5	21.1	8.0	5.8	54.6
85	EDUCATION SERVICES	--	--	--	--	--	--	--	--
86	HEALTH SERVICES	--	--	--	--	--	--	--	--
87	AMUSEMENT & RECREATION SERVICES	--	--	--	--	--	29.0	--	--
88	ACCOMMODATION & FOOD SERVICES	--	--	--	--	9.1	--	--	--
89	OTHER PERSONAL & MISC. SERVICES	1.7	10.3	1.8	117.5	61.7	4.4	6.7	36.2
90	TRANSPORTATION MARGINS	5.0	45.7	10.2	184.2	15.9	0.9	6.3	7.0
91	OPERATING OFFICE, LAB. & FOOD	29.1	54.8	23.3	161.1	217.7	37.3	3.6	176.1
92	TRAVEL, ADVERTISING & PROMOTION	20.3	137.7	40.4	34.8	46.3	14.7	6.0	205.9
93	NON-COMPETING IMPORTS	--	0.8	1.1	--	--	--	--	--
94	UNALLOCATED IMPORTS & EXPORTS	--	--	--	--	--	--	--	--
95	INDIRECT TAXES	9.5	27.4	7.7	476.4	210.4	42.7	38.8	91.6
96	SUBSIDIES	--	--	--	--	-114.3	-84.0	-3.0	-52.3
97	WAGES & SALARIES	79.5	383.3	327.8	2509.9	1504.7	578.4	241.2	1413.7
98	SUPPLEMENTARY LABOUR INCOME	8.1	16.2	10.8	107.9	107.5	38.6	11.1	46.4
99	NET INCOME, UNINC. BUSINESS	1.4	0.8	6.4	334.0	103.9	--	--	188.0
100	OTHER OPERATING SURPLUS	139.9	369.6	91.1	345.0	960.8	503.3	741.9	608.5
	TOTAL	1454.4	1902.9	729.6	8669.2	4239.7	1407.6	1235.8	3355.4

NOTE: DETAIL MAY NOT ADD DUE TO ROUNDING.

TABLE 33. USE (INPUT) MATRIX (AGGREGATION - S1), 1964 (MILLIONS OF DOLLARS) - CONTINUED

NO.	COMMODITY AGGREGATION - M	RETAIL TRADE	OWNER OCCUPIED DWELLINGS	FINANCE, INS. & REAL EST.	EDUCATION & HEALTH SERVICES	AMUSEMENT RECREATION SERVICES	SERVICE TO BUSINESS MANAGEMENT	ACCOMMODA- TION, FOOD SERVICES	PERSONAL & MISC. SERVICES
1	GRAINS.....	--	--	--	--	--	--	--	--
2	LIVE ANIMALS.....	191.6	--	--	--	--	--	--	--
3	OTHER AGRICULTURAL PRODUCTS.....	--	--	--	--	0.2	--	40.6	1.2
4	FORESTRY PRODUCTS.....	--	--	--	--	--	--	--	--
5	FISH LANDINGS.....	--	--	--	--	--	--	6.8	--
6	HUNTING & TRAPPING PRODUCTS.....	--	--	--	--	--	--	--	--
7	IRON ORES & CONCENTRATES.....	--	--	--	--	--	--	--	--
8	OTHER METAL ORES & CONCENTRATES.....	--	--	--	0.4	--	--	--	--
9	COAL.....	--	--	--	0.6	--	--	--	--
10	CRUDE MINERAL OILS.....	--	--	--	--	--	--	--	--
11	NATURAL GAS.....	8.4	--	3.6	0.3	--	--	0.9	--
12	NON-METALLIC MINERALS.....	--	--	--	--	--	--	0.3	--
13	SERVICES INCIDENTAL TO MINING.....	--	--	--	--	--	--	--	--
14	MEAT PRODUCTS.....	5.5	--	--	--	--	--	221.2	--
15	DAIRY PRODUCTS.....	--	--	--	--	--	--	54.7	--
16	FISH PRODUCTS.....	--	--	--	--	--	--	33.9	--
17	FRUITS & VEGETABLES PREPARATIONS.....	--	--	--	--	--	--	28.1	--
18	FEEDS.....	--	--	--	--	0.1	--	--	--
19	FLOUR, WHEAT MEAL & OTHER CEREALS.....	--	--	--	--	--	--	3.0	--
20	BREAKFAST CEREAL & BAKERY PROD.....	--	--	--	--	--	--	32.1	--
21	SUGAR.....	--	--	--	--	--	--	6.4	--
22	MISC. FOOD PRODUCTS.....	--	--	--	--	--	--	15.8	1.8
23	SOFT DRINKS.....	--	--	--	--	--	--	9.3	--
24	ALCOHOLIC BEVERAGES.....	--	--	--	--	--	--	--	--
25	TOBACCO PROCESSED UNMANUFACTURED.....	--	--	--	--	--	--	--	--
26	CIGARETTES & TOBACCO MFG.....	--	--	--	--	--	--	--	--
27	TIRES & TUBES.....	2.4	--	--	--	--	--	--	--
28	OTHER RUBBER PRODUCTS.....	3.1	--	--	0.2	--	--	--	2.0
29	PLASTIC FABRICATED PRODUCTS.....	--	--	--	--	--	--	1.0	--
30	LEATHER & LEATHER PRODUCTS.....	--	--	--	--	0.3	--	--	1.8
31	YARNS & MAN MADE FIBRES.....	--	--	--	--	--	--	--	1.4
32	FABRICS.....	0.8	--	--	0.3	0.3	--	2.8	9.0
33	OTHER TEXTILE PRODUCTS.....	0.8	--	--	6.7	0.1	0.1	17.2	0.7
34	HOSIERY & KNITTED WEAR.....	--	--	--	--	--	--	--	--
35	CLOTHING & ACCESSORIES.....	15.8	--	--	--	--	--	1.3	--
36	LUMBER & TIMBER.....	--	--	--	--	--	0.1	--	--
37	VENIER & PLYWOOD.....	--	--	--	--	--	--	--	--
38	OTHER WOOD FABRICATED MATERIALS.....	6.1	--	--	--	0.3	--	--	12.7
39	FURNITURE & FIXTURES.....	--	--	--	--	--	--	0.7	--
40	PULP.....	--	--	--	--	--	--	--	--
41	NEWSPRINT & OTHER PAPER STOCK.....	8.0	--	--	0.1	--	1.3	--	0.3
42	PAPER PRODUCTS.....	74.3	--	--	--	--	0.3	30.0	2.5
43	PRINTING & PUBLISHING.....	5.2	--	11.4	2.4	0.6	1.7	--	--
44	ADVERTISING, PRINT MEDIA.....	--	--	--	--	--	--	--	--
45	IRON & STEEL PRODUCTS.....	--	--	--	--	--	--	--	--
46	ALUMINUM PRODUCTS.....	--	--	--	--	--	--	--	--
47	COPPER & COPPER ALLOY PRODUCTS.....	--	--	--	--	--	--	--	--
48	NICKEL PRODUCTS.....	--	--	--	--	--	--	--	--
49	OTHER NON FERROUS METAL PRODUCTS.....	--	--	--	--	--	--	--	2.2
50	BOILERS, TANKS & PLATES.....	--	--	--	--	--	--	--	--
51	FABRICATED STRUCTURAL METAL PROD.....	--	--	--	--	--	--	--	--
52	OTHER METAL FABRICATED PRODUCTS.....	14.2	--	--	--	1.0	--	0.3	2.2
53	AGRICULTURAL MACHINERY.....	--	--	--	--	--	--	--	--
54	OTHER INDUSTRIAL MACHINERY.....	--	--	--	--	--	--	0.1	--
55	MOTOR VEHICLES.....	--	--	--	--	--	--	--	--
56	MOTOR VEHICLE PARTS.....	--	--	--	--	--	--	--	--
57	OTHER TRANSPORT EQUIPMENT.....	--	--	--	--	--	--	--	--
58	APPLIANCES & RECEIVERS, HOUSEHOLD.....	--	--	--	--	--	--	--	0.3
59	OTHER ELECTRICAL PRODUCTS.....	--	--	--	0.1	--	--	--	--
60	CEMENT & CONCRETE PRODUCTS.....	--	--	--	--	--	--	--	--
61	OTHER NON-METALLIC MINERAL PROD.....	1.0	--	--	0.2	--	--	4.3	--
62	GASOLINE & FUEL OIL.....	32.5	--	9.5	4.5	1.1	3.1	10.6	6.9
63	OTHER PETROLEUM & COAL PROD.....	1.7	--	0.1	0.6	0.1	0.3	0.5	1.7
64	INDUSTRIAL CHEMICALS.....	3.1	--	--	1.4	0.1	--	0.1	7.2
65	FERTILIZERS.....	--	--	--	--	--	--	0.1	--
66	PHARMACEUTICALS.....	--	--	--	16.2	--	--	--	--
67	OTHER CHEMICAL PRODUCTS.....	--	--	--	0.3	--	0.2	0.8	35.7
68	SCIENTIFIC EQUIPMENT.....	0.3	--	--	16.0	2.8	0.8	--	7.0
69	OTHER MANUFACTURED PRODUCTS.....	4.0	--	--	4.0	5.8	0.3	1.9	1.9
70	RESIDENTIAL CONSTRUCTION.....	--	--	--	--	--	--	--	--
71	NON-RESIDENTIAL CONSTRUCTION.....	--	--	--	--	--	--	--	--
72	REPAIR CONSTRUCTION.....	29.0	453.1	198.7	0.4	3.3	--	10.0	1.3
73	PIPELINE TRANSPORTATION.....	6.9	--	3.7	0.3	--	--	0.9	0.1
74	TRANSPORTATION & STORAGE.....	47.0	--	0.2	1.8	1.8	1.5	5.2	2.6
75	RADIO & TELEVISION BROADCASTING.....	--	--	--	--	--	--	--	--
76	TELEPHONE & TELEGRAPH.....	54.3	--	68.0	26.5	2.7	20.1	11.8	5.3
77	POSTAL SERVICES.....	66.3	--	30.1	6.0	0.2	4.9	0.4	0.6
78	ELECTRIC POWER.....	76.1	--	19.3	2.6	5.2	2.2	8.2	6.5
79	OTHER UTILITIES.....	15.3	--	12.2	1.0	0.1	0.1	3.0	0.3
80	WHOLESALE MARGINS.....	25.2	--	3.4	6.4	1.3	1.6	33.0	11.7
81	RETAIL MARGINS.....	9.5	--	1.9	1.4	0.2	1.4	19.6	1.7
82	IMPUTED RENT OWNER OCCUP. DWEL.....	--	--	--	--	--	--	--	--
83	OTHER FINANCE, INS., REAL ESTATE.....	376.5	20.9	485.7	36.6	42.6	50.3	70.2	40.1
84	BUSINESS SERVICES.....	36.4	--	116.5	10.9	3.4	47.3	8.6	4.6
85	EDUCATION SERVICES.....	--	--	--	--	--	--	--	--
86	HEALTH SERVICES.....	--	--	0.8	--	--	--	--	--
87	AMUSEMENT & RECREATION SERVICES.....	--	--	--	--	30.9	1.5	11.6	--
88	ACCOMMODATION & FOOD SERVICES.....	--	--	--	--	--	--	1.6	--
89	OTHER PERSONAL & MISC. SERVICES.....	30.8	--	33.0	24.3	8.1	16.3	18.1	12.5
90	TRANSPORTATION MARGINS.....	9.4	--	0.9	1.7	0.3	0.4	12.9	3.5
91	OPERATING OFFICE, LAB & FOOD.....	290.4	--	298.3	62.8	34.4	76.1	82.9	58.0
92	TRAVEL, ADVERTISING & PROMOTION.....	161.3	--	165.1	9.9	21.6	57.2	23.7	11.5
93	NON-COMPETING IMPORTS.....	6.1	--	--	--	--	--	4.0	--
94	UNALLOCATED IMPORTS & EXPORTS.....	--	--	--	--	--	--	--	--
95	INDIRECT TAXES.....	131.3	777.1	615.7	12.1	15.6	14.8	57.8	22.6
96	SUBSIDIES.....	--	-19.2	-8.1	--	--	--	-0.1	--
97	WAGES & SALARIES.....	2033.0	--	1253.3	162.6	73.4	484.0	595.1	254.2
98	SUPPLEMENTARY LABOUR INCOME.....	67.5	--	69.7	5.3	2.2	17.0	15.9	7.8
99	NET INCOME, INC. BUSINESS.....	533.0	684.6	510.4	449.6	34.5	335.3	210.7	158.3
100	OTHER OPERATING SURPLUS.....	670.0	1035.3	1385.1	31.3	37.0	155.3	221.7	73.4
	TOTAL.....	5054.1	2951.8	5288.3	908.0	331.5	1295.4	1951.6	775.3

NOTE: DETAIL MAY NOT ADD DUE TO ROUNDING.

TABLE 3. USE (INPUT) MATRIX (AGGREGATION - M, 1964 (MILLIONS OF DOLLARS) - CONCLUDED

COMMODITY AGGREGATION - M	TRANS MARGINS	OPERATING OFFICE LAB & FOOD	TRAVEL PROMOTION ADV'TG.	TOTAL INDUSTRIES
1 GRAINS.....	--	--	--	356.0
2 LIVE ANIMALS.....	--	1.3	--	1063.9
3 OTHER AGRICULTURAL PRODUCTS.....	--	27.7	--	998.8
4 FORESTRY PRODUCTS.....	--	--	--	908.7
5 FISH LANDINGS.....	--	1.0	--	114.8
6 HUNTING & TRAPPING PRODUCTS.....	--	--	--	15.4
7 IRON ORES & CONCENTRATES.....	--	--	--	112.0
8 OTHER METAL ORES & CONCENTRATES.....	--	--	--	859.6
9 COAL.....	--	--	--	156.1
10 CRUDE MINERAL OILS.....	--	--	--	899.2
11 NATURAL GAS.....	--	--	--	41.0
12 NON-METALLIC MINERALS.....	--	0.3	--	204.6
13 SERVICES INCIDENTAL TO MINING.....	--	--	--	125.3
14 MEAT PRODUCTS.....	--	61.0	--	585.3
15 DAIRY PRODUCTS.....	--	38.2	--	234.4
16 FISH PRODUCTS.....	--	3.1	--	57.8
17 FRUITS & VEGETABLES PREPARATIONS.....	--	18.1	--	96.9
18 FEEDS.....	--	--	--	414.9
19 FLOUR, WHEAT MEAL & OTHER CEREALS.....	--	2.5	--	103.2
20 BREAKFAST CEREAL & BAKERY PROD.....	--	22.2	--	55.8
21 SUGAR.....	--	3.7	--	113.0
22 MISC. FOOD PRODUCTS.....	--	12.8	--	266.5
23 SOFT DRINKS.....	--	9.0	--	40.4
24 ALCOHOLIC BEVERAGES.....	--	--	28.0	37.8
25 TOBACCO PROCESSED UNMANUFACTURED.....	--	--	--	78.2
26 CIGARETTES & TOBACCO MFG.....	--	--	--	1.5
27 TIRIS & TUBES.....	--	63.5	1.6	153.2
28 OTHER RUBBER PRODUCTS.....	--	18.2	0.5	134.2
29 PLASTIC FABRICATED PRODUCTS.....	--	35.8	1.9	199.9
30 LEATHER & LEATHER PRODUCTS.....	--	5.3	--	88.0
31 YARNS & MAN MADE FIBRES.....	--	--	--	339.7
32 FABRICS.....	--	--	--	619.6
33 OTHER TEXTILE PRODUCTS.....	--	25.2	--	267.6
34 HOSIERY & KNITTED WEAR.....	--	--	--	5.6
35 CLOTHING & ACCESSORIES.....	--	8.9	--	102.6
36 LUMBER & TIMBER.....	--	2.0	--	311.7
37 VENEER & PLYWOOD.....	--	--	--	164.4
38 OTHER WOOD FABRICATED MATERIALS.....	--	0.4	--	388.3
39 FURNITURE & FIXTURES.....	--	--	--	37.4
40 PULP.....	--	--	--	103.2
41 NEWSPRINT & OTHER PAPER STOCK.....	--	6.3	--	585.5
42 PAPER PRODUCTS.....	--	156.4	--	737.3
43 PRINTING & PUBLISHING.....	--	229.4	175.8	539.7
44 ADVERTISING, PRINT MEDIA.....	--	--	290.6	290.6
45 IRON & STEEL PRODUCTS.....	--	5.4	--	1404.3
46 ALUMINUM PRODUCTS.....	--	--	--	221.1
47 COPPER & COPPER ALLOY PRODUCTS.....	--	0.8	--	296.2
48 NICKEL PRODUCTS.....	--	--	--	24.5
49 OTHER NON FERROUS METAL PRODUCTS.....	--	6.4	--	277.3
50 BOILERS, TANKS & PLATES.....	--	1.7	--	133.2
51 FABRICATED STRUCTURAL METAL PROD.....	--	--	--	551.4
52 OTHER METAL FABRICATED PRODUCTS.....	--	243.9	--	1435.8
53 AGRICULTURAL MACHINERY.....	--	1.4	--	68.1
54 OTHER INDUSTRIAL MACHINERY.....	--	438.9	--	797.5
55 MOTOR VEHICLES.....	--	--	--	41.4
56 MOTOR VEHICLE PARTS.....	--	178.1	16.2	1251.2
57 OTHER TRANSPORT EQUIPMENT.....	--	0.7	--	210.1
58 APPLIANCES & RECEIVERS HOUSEHOLD.....	--	3.3	--	75.5
59 OTHER ELECTRICAL PRODUCTS.....	--	140.3	2.2	964.1
60 CEMENT & CONCRETE PRODUCTS.....	--	--	--	467.0
61 OTHER NON-METALLIC MINERAL PROD.....	--	20.2	--	504.6
62 GASOLINE & FUEL OIL.....	--	--	33.2	661.3
63 OTHER PETROLEUM & COAL PROD.....	--	3.6	1.9	260.7
64 INDUSTRIAL CHEMICALS.....	--	53.5	--	823.9
65 FERTILIZERS.....	--	3.8	--	89.5
66 PHARMACEUTICALS.....	--	7.7	--	59.0
67 OTHER CHEMICAL PRODUCTS.....	--	130.9	1.2	595.8
68 SCIENTIFIC EQUIPMENT.....	--	78.3	--	176.3
69 OTHER MANUFACTURED PRODUCTS.....	--	34.2	29.5	242.9
70 RESIDENTIAL CONSTRUCTION.....	--	--	--	--
71 NON-RESIDENTIAL CONSTRUCTION.....	--	--	--	--
72 REPAIR CONSTRUCTION.....	--	--	--	1256.7
73 PIPELINE TRANSPORTATION.....	--	--	--	149.8
74 TRANSPORTATION & STORAGE.....	1886.5	--	236.9	2981.5
75 RADIO & TELEVISION BROADCASTING.....	--	--	142.6	147.7
76 TELEPHONE & TELEGRAPH.....	--	--	--	455.5
77 POSTAL SERVICES.....	--	--	--	182.4
78 ELECTRIC POWER.....	--	--	--	531.3
79 OTHER UTILITIES.....	--	--	--	97.2
80 WHOLESALE MARGINS.....	--	360.5	27.9	1947.4
81 RETAIL MARGINS.....	--	138.9	31.1	371.2
82 IMPLIED RENT OWNER OCCPD. DWEL.....	--	--	--	--
83 OTHER FINANCE, INS., REAL ESTATE.....	--	--	--	2396.1
84 BUSINESS SERVICES.....	--	--	161.8	966.8
85 EDUCATION SERVICES.....	--	--	--	--
86 HEALTH SERVICES.....	--	--	--	0.8
87 AMUSEMENT & RECREATION SERVICES.....	--	--	13.5	86.5
88 ACCOMMODATION & FOOD SERVICES.....	--	--	377.4	388.2
89 OTHER PERSONAL & MISC. SERVICES.....	--	514.9	41.5	1077.7
90 TRANSPORTATION MARGINS.....	--	84.9	9.8	1035.0
91 OPERATING OFFICE LAB & FOOD.....	--	--	--	2944.1
92 TRAVEL ADVERTISING & PROMOTION.....	--	--	--	1650.4
93 NON-COMPETING IMPORTS.....	--	2.6	--	292.7
94 UNALLOCATED IMPORTS & EXPORTS.....	--	148.0	71.2	219.2
95 INDIRECT TAXES.....	--	254.5	122.6	3468.4
96 SUBSIDIES.....	--	--	--	-435.7
97 WAGES & SALARIES.....	--	--	--	19474.9
98 SUPPLEMENTARY LABOUR INCOME.....	--	--	--	874.5
99 NET INCOME, UNINC. BUSINESS.....	--	--	--	5809.9
100 OTHER OPERATING SURPLUS.....	--	--	--	12996.4
TOTAL.....	1886.5	3609.7	1819.0	85208.9

NOTE: DETAIL MAY NOT ADD DUE TO ROUNDING

TABLE 34. FINAL DEMAND MATRIX (AGGREGATION - M), 1964 (MILLIONS OF DOLLARS)

NO.	COMMODITY AGGREGATION - M	CONS. EXP. DURABLE	CONS. EXP. SEMI DURABLE	CONS. EXP. NON- DURABLE	CONS. EXP. SERVICES	CONS. TRICITION, BUSINESS	CONS. TRICITION, GOVERNMENT	MACHINERY, EQUIPMENT BUSINESS	MACHINERY, EQUIPMENT GOVERNMENT
1	GRAINS	--	--	--	--	--	--	--	--
2	LIVE ANIMALS	--	6.4	77.4	--	--	--	--	--
3	OTHER AGRICULTURAL PRODUCTS	--	--	465.0	7.9	--	--	--	--
4	FORESTRY PRODUCTS	--	--	20.8	--	--	--	--	--
5	FISH LANDINGS	--	--	9.6	--	--	--	--	--
6	HUNTING & TRAPPING PRODUCTS	--	--	--	--	--	--	--	--
7	IRON ORES & CONCENTRATES	--	--	--	--	--	--	--	--
8	OTHER METAL ORES & CONCENTRATES	--	--	--	--	--	--	--	--
9	COAL	--	--	21.6	1.0	--	--	--	--
10	CRUDE MINERAL OILS	--	--	--	--	--	--	--	--
11	NATURAL GAS	--	--	37.1	4.5	--	--	--	--
12	NON-METALLIC MINERALS	--	1.9	3.8	--	--	--	--	--
13	SERVICES INCIDENTAL TO MINING	--	--	--	--	93.7	--	--	--
14	MEAT PRODUCTS	--	--	1158.4	--	--	--	--	--
15	DAIRY PRODUCTS	--	--	781.8	--	--	--	--	--
16	FISH PRODUCTS	--	--	52.4	--	--	--	--	--
17	FRUITS & VEGETABLES PREPARATIONS	--	--	429.7	--	--	--	--	--
18	FEEDS	--	--	27.9	--	--	--	--	--
19	FLOUR, WHEAT MEAL & OTHER CEREALS	--	--	41.8	--	--	--	--	--
20	BREAKFAST CEREAL & BAKERY PROD.	--	--	531.0	--	--	--	--	--
21	SUGAR	--	--	91.6	--	--	--	--	--
22	MISC. FOOD PRODUCTS	--	--	542.6	--	--	--	--	--
23	SOFT DRINKS	--	--	180.8	--	--	--	--	--
24	ALCOHOLIC BEVERAGES	--	--	418.6	--	--	--	--	--
25	TOBACCO PROCESSED UNMANUFACTURED	--	--	--	--	--	--	--	--
26	CIGARETTES & TOBACCO MFG.	--	--	250.1	--	--	--	--	--
27	TIRES & TUBES	63.2	--	--	--	--	--	0.7	--
28	OTHER RUBBER PRODUCTS	4.5	48.9	1.9	--	--	--	4.8	1.2
29	PLASTIC FABRICATED PRODUCTS	1.3	20.9	4.9	--	--	--	--	--
30	LEATHER & LEATHER PRODUCTS	--	270.3	--	--	--	--	--	--
31	YARNS & MAN MADE FIBRES	--	22.0	--	--	--	--	--	--
32	FABRICS	--	96.0	--	--	--	--	--	--
33	OTHER TEXTILE PRODUCTS	71.6	91.9	24.8	--	--	--	3.9	0.4
34	HOSIERY & KNITTED WEAR	--	247.9	--	--	--	--	--	--
35	CLOTHING & ACCESSORIES	--	926.4	--	--	--	--	--	--
36	LUMBER & TIMBER	--	7.0	--	--	--	--	--	--
37	VENEER & PLYWOOD	--	5.5	--	--	--	--	--	--
38	OTHER WOOD FABRICATED MATERIALS	11.8	2.6	0.4	--	--	--	5.2	0.1
39	FURNITURE & FIXTURES	299.9	13.7	--	--	--	--	87.3	22.3
40	PULP	--	--	--	--	--	--	--	--
41	NEWSPRINT & OTHER PAPER STOCK	--	2.9	1.1	--	--	--	--	--
42	PAPER PRODUCTS	--	11.3	88.2	--	--	--	--	--
43	PRINTING & PUBLISHING	--	249.4	--	11.7	--	--	0.4	--
44	ADVERTISING, PRINT MEDIA	--	--	--	--	--	--	--	--
45	IRON & STEEL PRODUCTS	--	--	--	--	--	--	--	--
46	ALUMINUM PRODUCTS	--	--	--	--	--	--	--	--
47	COPPER & COPPER ALLOY PRODUCTS	--	--	--	--	--	--	--	--
48	NICKEL PRODUCTS	--	--	--	--	--	--	--	--
49	OTHER NON-FERROUS METAL PRODUCTS	--	4.7	--	--	--	--	46.0	--
50	BOILERS, TANKS & PLATES	--	--	--	--	--	--	27.8	1.1
51	FABRICATED STRUCTURAL METAL PROD.	--	1.4	--	--	--	--	1.5	0.6
52	OTHER METAL FABRICATED PRODUCTS	14.8	66.8	9.9	--	--	--	59.9	7.6
53	AGRICULTURAL MACHINERY	3.7	--	--	--	--	--	324.3	1.7
54	OTHER INDUSTRIAL MACHINERY	17.9	14.1	--	--	--	--	1003.3	32.7
55	MOTOR VEHICLES	1273.8	--	--	--	8.0	--	385.2	39.6
56	MOTOR VEHICLE PARTS	96.3	--	--	--	--	--	25.1	1.2
57	OTHER TRANSPORT EQUIPMENT	37.9	--	--	--	--	--	226.5	42.6
58	APPLIANCES & RECEIVERS, HOUSEHOLD	447.8	--	--	--	--	--	59.6	3.9
59	OTHER ELECTRICAL PRODUCTS	26.9	39.4	--	--	--	--	418.7	10.2
60	CEMENT & CONCRETE PRODUCTS	--	2.1	--	--	--	--	--	--
61	OTHER NON-METALLIC MINERAL PROD.	--	48.0	--	--	--	--	7.8	0.1
62	GASOLINE & FUEL OIL	--	--	580.3	5.9	--	--	--	--
63	OTHER PETROLEUM & COAL PROD.	--	0.6	26.1	0.1	--	--	--	--
64	INDUSTRIAL CHEMICALS	0.7	--	1.3	--	--	--	--	--
65	FERTILIZERS	--	--	1.7	--	--	--	--	--
66	PHARMACEUTICALS	--	--	121.3	--	--	--	--	--
67	OTHER CHEMICAL PRODUCTS	5.9	58.4	232.6	--	--	--	--	--
68	SCIENTIFIC EQUIPMENT	41.6	28.8	29.7	--	--	--	80.4	38.1
69	OTHER MANUFACTURED PRODUCTS	178.8	117.8	11.7	5.3	--	--	11.8	2.5
70	RESIDENTIAL CONSTRUCTION	--	--	--	--	1980.5	7.0	--	--
71	NON-RESIDENTIAL CONSTRUCTION	--	--	--	--	3156.1	1768.7	--	--
72	REPAIR CONSTRUCTION	--	--	--	16.2	--	--	--	--
73	PIPELINE TRANSPORTATION	--	--	32.2	0.4	--	--	--	--
74	TRANSPORTATION & STORAGE	--	--	--	557.2	--	--	--	--
75	RADIO & TELEVISION BROADCASTING	--	--	--	11.0	--	--	--	--
76	TELEPHONE & TELEGRAPH	--	--	--	381.7	--	--	--	--
77	POSTAL SERVICES	--	--	--	55.8	--	--	--	--
78	ELECTRIC POWER	--	--	404.1	7.2	--	--	--	--
79	OTHER UTILITIES	--	--	94.0	142.6	--	--	--	--
80	WHOLESALE MARGINS	245.7	206.2	563.9	3.1	1.2	--	392.1	13.8
81	RETAIL MARGINS	840.8	1175.9	1683.4	5.1	0.7	--	76.5	5.6
82	IMPLIED RENT, OWNER OCCUP. DWEL.	--	--	--	2951.8	--	--	--	--
83	OTHER FINANCE, INS. REAL ESTATE	--	--	--	2715.6	450.0	--	--	--
84	BUSINESS SERVICES	--	--	--	136.3	--	--	--	--
85	EDUCATION SERVICES	--	--	--	129.5	--	--	--	--
86	HEALTH SERVICES	--	--	--	905.2	--	--	--	--
87	AMUSEMENT & RECREATION SERVICES	--	--	--	239.7	--	--	--	--
88	ACCOMMODATION & FOOD SERVICES	--	--	--	1701.8	--	--	--	--
89	OTHER PERSONAL & MISC. SERVICES	140.8	57.8	--	685.1	--	--	--	--
90	TRANSPORTATION MARGINS	47.9	80.4	165.7	1.0	0.2	--	70.7	3.9
91	OPERATING, OFFICE, LAB. & FOOD	--	--	--	71.9	--	--	--	--
92	TRAVEL, ADVERTISING & PROMOTION	--	--	--	23.0	--	--	--	--
93	NON-COMPETING IMPORTS	--	--	104.6	--	--	--	--	--
94	UNALLOCATED IMPORTS & EXPORTS	--	--	--	19.0	--	--	--	--
95	INDIRECT TAXES	440.5	349.6	1575.7	75.9	0.9	--	274.3	17.8
96	SUBSIDIES	--	--	--	--	--	--	--	--
97	WAGES & SALARIES	--	--	--	727.8	--	--	--	--
98	SUPPLEMENTARY LABOUR INCOME	--	--	--	15.2	--	--	--	--
99	NET INCOME, FINANC. BUSINESS	--	--	--	--	--	--	--	--
100	OTHER OPERATING SURPLUS	--	--	--	53.4	--	--	--	--
TOTAL		4511.8	4271.2	10911.4	11668.8	5691.3	1775.7	3582.0	247.0

NOTE: DETAIL MAY NOT ADD DUE TO ROUNDING.

TABLE 34. FINAL DEMAND MATRIX (AGGREGATION - M), 1964 (MILLIONS OF DOLLARS) - CONCLUDED

NO	COMMODITY AGGREGATION - M	INVEN- TORIES	DOMESTIC EXPORTS	RE-EXPORTS	IMPORTS	GOVT GROSS CURRENT EXPEND.	GOVT SALE OF GOOD & SERVICES	FINAL EXPEND ON GDP
1	GRAINS.....	-167.4	926.4	--	32.3	--	-0.5	726.3
2	LIVE ANIMALS.....	60.7	13.5	0.1	-19.6	--	-0.6	157.9
3	OTHER AGRICULTURAL PRODUCTS.....	20.5	128.9	1.4	-254.1	5.5	-4.6	370.6
4	FORESTRY PRODUCTS.....	21.9	43.0	0.0	-23.6	--	--	62.9
5	FISH LANDINGS.....	0.1	38.7	0.3	-13.7	--	-0.2	34.7
6	HUNTING & TRAPPING PRODUCTS.....	0.3	11.7	0.6	-14.9	--	--	-2.4
7	IRON ORES & CONCENTRATES.....	-1.5	296.5	--	-68.9	--	--	226.1
8	OTHER METAL ORES & CONCENTRATES.....	14.3	347.5	0.6	-118.8	--	--	243.5
9	COAL.....	0.3	11.1	--	-147.9	9.1	--	-104.7
10	CRUDE MINERAL OILS.....	1.3	254.0	--	-416.5	--	--	-161.1
11	NATURAL GAS.....	0.7	50.6	--	-3.1	3.8	--	93.6
12	NON-METALLIC MINERALS.....	-7.3	195.5	1.7	-66.1	13.7	--	143.3
13	SERVICES INCIDENTAL TO MINING.....	--	--	--	--	--	--	93.7
14	MEAT PRODUCTS.....	4.0	85.2	2.5	-79.3	--	--	1170.8
15	DAIRY PRODUCTS.....	-47.0	61.0	--	-11.2	--	--	784.6
16	FISH PRODUCTS.....	--	148.7	0.4	-16.0	--	--	185.5
17	FRUITS & VEGETABLES PREPARATIONS.....	5.3	19.4	0.7	-118.6	--	--	336.6
18	FEDS.....	2.9	40.5	--	-23.8	--	--	47.5
19	FLOUR, WHEAT MEAL & OTHER CEREALS.....	8.5	104.4	--	-8.1	--	--	146.7
20	BREAKFAST CEREAL & BAKERY PROD.....	2.7	5.6	--	-10.1	--	--	529.3
21	SUGAR.....	-12.1	3.0	--	-2.9	--	--	79.6
22	MISC. FOOD PRODUCTS.....	7.0	28.8	3.4	-143.2	--	--	438.6
23	SOFT DRINKS.....	3.9	0.1	--	-1.9	--	--	183.0
24	ALCOHOLIC BEVERAGES.....	16.2	105.1	--	-65.7	--	--	474.2
25	TOBACCO PROCESSED UNMANUFACTURED.....	-9.4	37.4	--	-6.1	--	--	21.9
26	CIGARETTES & TOBACCO MFG.....	9.9	0.5	--	-8.2	--	--	252.4
27	TIRES & TUBES.....	3.2	7.5	0.3	-16.9	--	--	57.9
28	OTHER RUBBER PRODUCTS.....	5.9	6.3	0.3	-54.6	--	--	19.2
29	PLASTIC FABRICATED PRODUCTS.....	4.0	10.4	0.7	-58.7	--	--	-16.5
30	LEATHER & LEATHER PRODUCTS.....	11.0	14.8	0.4	-54.1	--	--	242.3
31	YARNS & MAN MADE FIBRES.....	26.4	29.2	1.3	-110.2	--	--	-31.3
32	FABRICS.....	49.3	18.2	2.0	-261.1	0.2	--	-111.5
33	OTHER TEXTILE PRODUCTS.....	2.8	15.6	0.8	-109.6	13.2	-0.1	115.3
34	HOSIERY & KNITTED WEAR.....	12.5	3.9	0.2	-32.6	0.2	--	232.1
35	CLOTHING & ACCESSORIES.....	41.7	19.0	0.8	-69.7	5.4	-0.2	923.4
36	LUMBER & TIMBER.....	45.8	456.4	0.1	-42.9	--	-0.2	466.2
37	VENEER & PLYWOOD.....	1.1	63.2	0.3	-24.8	--	--	45.2
38	OTHER WOOD FABRICATED MATERIALS.....	5.1	53.8	1.0	-18.3	--	--	61.9
39	FURNITURE & FIXTURES.....	6.1	6.3	0.3	-36.2	2.5	--	402.2
40	PULP.....	0.8	454.8	--	-12.3	--	--	443.3
41	NEWSPRINT & OTHER PAPER STOCK.....	33.7	852.3	0.1	-47.0	--	--	843.0
42	PAPER PRODUCTS.....	12.9	21.6	1.0	-70.3	--	--	64.7
43	PRINTING & PUBLISHING.....	3.8	10.5	2.3	-151.5	25.3	-3.5	148.3
44	ADVERTISING, PRINT MEDIA.....	--	--	--	--	--	-0.1	-0.1
45	IRON & STEEL PRODUCTS.....	34.9	200.4	0.9	-232.8	--	--	13.5
46	ALUMINUM PRODUCTS.....	13.7	308.7	0.4	-41.4	--	--	281.4
47	COPPER & COPPER ALLOY PRODUCTS.....	8.7	192.4	0.1	-15.8	1.8	--	187.1
48	NICKEL PRODUCTS.....	-3.1	346.3	17.6	-24.6	1.5	--	337.6
49	OTHER NON FERROUS METAL PRODUCTS.....	8.7	201.8	21.2	-119.9	13.3	--	83.8
50	BOILERS, TANKS & PLATES.....	-0.2	7.7	0.4	-14.2	--	--	22.6
51	FABRICATED STRUCTURAL METAL PROD.....	22.9	11.6	0.5	-70.9	--	--	-32.4
52	OTHER METAL FABRICATED PRODUCTS.....	37.9	48.1	6.6	-347.3	17.0	-1.0	-79.6
53	AGRICULTURAL MACHINERY.....	13.4	136.5	8.2	-328.4	--	--	159.3
54	OTHER INDUSTRIAL MACHINERY.....	12.3	113.3	25.0	-1090.0	8.2	-0.1	176.6
55	MOTOR VEHICLES.....	62.1	85.9	3.1	-211.8	19.4	--	1663.1
56	MOTOR VEHICLE PARTS.....	-16.3	88.3	11.2	-725.5	--	--	-519.6
57	OTHER TRANSPORT EQUIPMENT.....	10.6	249.4	35.9	-252.2	222.8	--	573.5
58	APPLIANCES & RECEIVERS/HOUSEHOLD.....	5.4	21.1	0.8	-134.5	--	--	404.2
59	OTHER ELECTRICAL PRODUCTS.....	36.2	102.9	12.1	-402.9	46.7	--	290.2
60	CEMENT & CONCRETE PRODUCTS.....	3.0	4.9	--	-2.8	--	--	7.2
61	OTHER NON-METALLIC MINERAL PROD.....	20.2	38.6	0.6	-178.7	--	--	-63.4
62	GASOLINE & FUEL OIL.....	18.0	19.1	0.3	-117.0	62.6	-0.3	569.9
63	OTHER PETROLEUM & COAL PROD.....	3.3	15.3	0.7	-61.8	3.3	--	-13.8
64	INDUSTRIAL CHEMICALS.....	15.1	174.4	2.2	-256.0	16.8	-0.1	-45.4
65	FERTILIZERS.....	1.1	38.8	--	-18.6	--	--	22.9
66	PHARMACEUTICALS.....	2.2	13.1	1.4	-36.8	43.0	--	144.3
67	OTHER CHEMICAL PRODUCTS.....	9.2	27.8	3.6	-173.3	14.8	--	179.1
68	SCIENTIFIC EQUIPMENT.....	-3.0	80.6	10.4	-255.2	48.7	--	110.0
69	OTHER MANUFACTURED PRODUCTS.....	13.7	24.2	3.6	-181.3	--	-0.2	187.8
70	RESIDENTIAL CONSTRUCTION.....	--	--	--	--	2.0	--	1989.5
71	NON-RESIDENTIAL CONSTRUCTION.....	--	--	--	--	24.3	--	4949.1
72	REPAIR CONSTRUCTION.....	--	--	--	--	196.6	--	412.8
73	PIPELINE TRANSPORTATION.....	--	114.7	--	-33.0	3.8	--	118.1
74	TRANSPORTATION & STORAGE.....	--	368.7	--	-80.0	97.8	-18.0	925.7
75	RADIO & TELEVISION BROADCASTING.....	--	7.4	--	-5.2	--	--	13.2
76	TELEPHONE & TELEGRAPH.....	--	--	--	--	61.1	-0.1	442.8
77	POSTAL SERVICES.....	--	3.4	--	-4.1	19.2	--	74.3
78	ELECTRIC POWER.....	--	17.7	--	-12.3	89.7	-1.1	505.2
79	OTHER UTILITIES.....	--	--	--	--	23.5	-158.4	101.6
80	WHOLESALE MARGINS.....	--	200.7	8.5	-8.8	43.4	--	1669.9
81	RETAIL MARGINS.....	--	--	--	--	13.9	-0.1	3802.0
82	IMPUTED RENT OWNER OCCD. DWEL.....	--	--	--	--	--	--	2951.8
83	OTHER FINANCIALS, REAL ESTATE.....	--	39.5	--	-130.8	80.1	-67.6	3096.8
84	BUSINESS SERVICES.....	--	62.5	--	-148.4	136.2	-16.2	170.3
85	EDUCATION SERVICES.....	--	--	--	--	2.9	-20.7	111.7
86	HEALTH SERVICES.....	--	--	--	--	61.0	-170.6	795.5
87	AMUSEMENT & RECREATION SERVICES.....	--	--	--	--	7.3	-26.1	230.8
88	ACCOMMODATION & FOOD SERVICES.....	--	--	--	--	--	-4.7	1697.1
89	OTHER PERSONAL & MISC. SERVICES.....	--	2.0	--	-10.2	131.6	-142.3	1064.7
90	TRANSPORTATION MARGINS.....	--	459.2	5.1	--	17.4	--	851.4
91	OPERATING OFFICE LAB & FOOD.....	--	--	--	--	593.5	--	665.4
92	TRAVEL, ADVERTISING & PROMOTION.....	--	--	--	--	145.6	--	168.6
93	NON-COMPETING IMPORTS.....	7.1	--	0.2	-404.6	--	--	-292.7
94	UNALLOCATED IMPORTS & EXPORTS.....	--	989.0	--	-1227.2	--	--	-219.2
95	INDIRECT TAXES.....	--	0.3	--	624.0	49.9	--	3408.9
96	SUBSIDIES.....	--	--	--	--	--	--	--
97	WAGES & SALARIES.....	--	--	--	--	4651.5	--	5381.3
98	SUPPLEMENTARY LABOUR INCOME.....	--	--	--	--	287.6	--	302.9
99	NET INCOME/LOSS BUSINESS.....	--	--	--	--	--	--	--
100	OTHER OPERATING SURPLUS.....	--	--	--	--	675.9	--	729.3
	TOTAL.....	539.2	9828.2	284.8	-9529.7	8226.6	-637.5	51210.7

NOTE: DETAIL MAY NOT ADD DUE TO ROUNDING.

TABLE 35. IMPACT (INVERSE) MATRIX (AGGREGATION - M), 1964

NO.	COMMODITY AGGREGATION - M	AGRICULTURE	FORESTRY	FISHING, HUNTING & TRAPPING	METAL MINES	MINERAL FUELS	NON-METAL MINES & QUARRIES	SERVICES INCIDENTAL TO MINING	FOOD & BEVERAGE INDUSTRIES
1	GRAINS	1.0693	0.0032	0.0017	0.0022	0.0167	0.0059	0.0008	0.1083
2	LIVE ANIMALS	1.0698	0.0032	0.0017	0.0022	0.0167	0.0059	0.0008	0.1075
3	OTHER AGRICULTURAL PRODUCTS	1.0621	0.0056	0.0017	0.0022	0.0166	0.0059	0.0008	0.1124
4	FORESTRY PRODUCTS	0.0424	1.0394	0.0004	0.0031	0.0308	0.0011	0.0007	0.0204
5	FISH LANDINGS	0.0022	0.0050	1.0114	0.0029	0.0153	0.0036	0.0007	0.0039
6	HUNTING & TRAPPING PRODUCTS	0.0022	0.0050	1.0114	0.0029	0.0153	0.0036	0.0007	0.0039
7	IRON ORES & CONCENTRATES	0.0036	0.0021	0.0002	0.9875	0.0054	0.0036	0.0269	0.0083
8	OTHER METAL ORES & CONCENTRATES	0.0036	0.0022	0.0002	0.9467	0.0058	0.0036	0.0258	0.0082
9	COAL	0.0024	0.0018	0.0001	0.0041	1.0042	0.0011	0.0336	0.0053
10	CRUDE MINERAL OILS	0.0024	0.0018	0.0001	0.0041	1.0042	0.0011	0.0336	0.0053
11	NATURAL GAS	0.0024	0.0018	0.0001	0.0041	1.0041	0.0011	0.0336	0.0053
12	NON-METALLIC MINERALS	0.0056	0.0062	0.0002	0.0036	0.0587	0.0241	0.0101	0.0130
13	SERVICES INCIDENTAL TO MINING	0.0060	0.0030	0.0003	0.0628	0.0102	0.0113	0.9405	0.0133
14	MEAT PRODUCTS	0.3151	0.0002	0.0156	0.0028	0.0099	0.0032	0.0005	1.0290
15	DAIRY PRODUCTS	0.3299	0.0008	0.0180	0.0029	0.0100	0.0033	0.0005	1.1903
16	FISH PRODUCTS	0.3307	0.0008	0.0181	0.0030	0.0101	0.0034	0.0005	1.1939
17	FRUITS & VEGETABLES PREPARATIONS	0.3307	0.0008	0.0181	0.0029	0.0101	0.0034	0.0005	1.1936
18	FEEDS	0.3315	0.0008	0.0181	0.0029	0.0100	0.0033	0.0005	1.1965
19	FLOUR, WHEAT, MEAL & OTHER CEREALS	0.3332	0.0008	0.0182	0.0029	0.0100	0.0033	0.0005	1.2029
20	BREAKFAST CEREAL & BAKERY PROD.	0.3290	0.0008	0.0180	0.0029	0.0100	0.0033	0.0005	1.1877
21	SUGAR	0.3332	0.0008	0.0182	0.0029	0.0101	0.0033	0.0005	1.2029
22	MISC. FOOD PRODUCTS	0.3367	0.0007	0.0178	0.0029	0.0101	0.0034	0.0006	1.1736
23	SOFT DRINKS	0.3332	0.0008	0.0182	0.0029	0.0100	0.0033	0.0005	1.2029
24	ALCOHOLIC BEVERAGES	0.3332	0.0008	0.0182	0.0029	0.0100	0.0033	0.0005	1.2029
25	TOBACCO PROCESSED UNMANUFACTURED	0.2825	0.0175	0.0007	0.0019	0.0075	0.0023	0.0004	0.0422
26	CIGARETTES & TOBACCO MFG.	0.2825	0.0175	0.0007	0.0019	0.0075	0.0023	0.0004	0.0422
27	TIRES & TUBES	0.0061	0.0002	0.0003	0.0037	0.0067	0.0040	0.0004	0.0148
28	OTHER RUBBER PRODUCTS	0.0064	0.0002	0.0003	0.0049	0.0067	0.0042	0.0005	0.0155
29	PLASTIC FABRICATED PRODUCTS	0.0130	0.0238	0.0006	0.0066	0.0074	0.0043	0.0005	0.0380
30	LEATHER & LEATHER PRODUCTS	0.0249	0.0002	0.0012	0.0030	0.0049	0.0017	0.0003	0.0766
31	YARNS & MAN MADE FIBRES	0.0131	0.0063	0.0003	0.0023	0.0055	0.0018	0.0003	0.0139
32	FABRICS	0.0125	0.0063	0.0003	0.0022	0.0051	0.0014	0.0003	0.0130
33	OTHER TEXTILE PRODUCTS	0.0129	0.0072	0.0003	0.0031	0.0053	0.0016	0.0003	0.0135
34	HOSIERY & KNITTED WEAR	0.0080	0.0051	0.0004	0.0016	0.0038	0.0009	0.0002	0.0095
35	CLOTHING & ACCESSORIES	0.0161	0.0043	0.0015	0.0018	0.0033	0.0008	0.0002	0.0109
36	LUMBER & TIMBER	0.174	0.3533	0.0003	0.0032	0.0080	0.0012	0.0005	0.0140
37	VENEER & PLYWOOD	0.0176	0.3540	0.0003	0.0033	0.0079	0.0011	0.0005	0.0140
38	OTHER WOOD FABRICATED MATERIALS	0.0167	0.3294	0.0003	0.0039	0.0079	0.0013	0.0005	0.0138
39	FURNITURE & FIXTURES	0.0059	0.0407	0.0002	0.0143	0.0048	0.0015	0.0006	0.0110
40	PULP	0.0107	0.1724	0.0002	0.0033	0.0123	0.0059	0.0007	0.0131
41	NEWSPRINT & OTHER PAPER STOCK	0.0107	0.1723	0.0002	0.0034	0.0122	0.0059	0.0007	0.0131
42	PAPER PRODUCTS	0.0108	0.1473	0.0003	0.0053	0.0134	0.0054	0.0007	0.0161
43	PRINTING & PUBLISHING	0.0049	0.0352	0.0002	0.0024	0.0049	0.0016	0.0003	0.0095
44	ADVERTISING, PRINT MEDIA	0.0047	0.0317	0.0002	0.0022	0.0047	0.0015	0.0003	0.0092
45	IRON & STEEL PRODUCTS	0.0035	0.0033	0.0002	0.2373	0.0132	0.0052	0.0071	0.0081
46	ALUMINUM PRODUCTS	0.0035	0.0033	0.0002	0.2491	0.0137	0.0053	0.0073	0.0081
47	COPPER & COPPER ALLOY PRODUCTS	0.0035	0.0032	0.0002	0.2491	0.0137	0.0053	0.0073	0.0081
48	NICKEL PRODUCTS	0.0035	0.0032	0.0002	0.2514	0.0138	0.0054	0.0074	0.0082
49	OTHER NON FERROUS METAL PRODUCTS	0.0036	0.0036	0.0002	0.2280	0.0129	0.0052	0.0067	0.0085
50	BOILERS, TANKS & PLATES	0.0036	0.0045	0.0002	0.0554	0.0063	0.0024	0.0018	0.0064
51	FABRICATED STRUCTURAL METAL PROD.	0.0036	0.0048	0.0002	0.0856	0.0075	0.0029	0.0027	0.0084
52	OTHER METAL FABRICATED PRODUCTS	0.0039	0.0053	0.0002	0.0591	0.0065	0.0025	0.0019	0.0096
53	AGRICULTURAL MACHINERY	0.0034	0.0041	0.0002	0.0308	0.0047	0.0023	0.0011	0.0080
54	OTHER INDUSTRIAL MACHINERY	0.0039	0.0060	0.0002	0.0406	0.0085	0.0041	0.0025	0.0093
55	MOTOR VEHICLES	0.0035	0.0038	0.0002	0.0214	0.0043	0.0018	0.0008	0.0079
56	MOTOR VEHICLE PARTS	0.0035	0.0046	0.0002	0.0246	0.0045	0.0019	0.0009	0.0080
57	OTHER TRANSPORT EQUIPMENT	0.0035	0.0046	0.0002	0.0231	0.0046	0.0018	0.0009	0.0080
58	APPLIANCES & RECEIVERS HOUSEHOLD	0.0037	0.0048	0.0002	0.0314	0.0048	0.0020	0.0011	0.0089
59	OTHER ELECTRICAL PRODUCTS	0.0037	0.0050	0.0002	0.0298	0.0048	0.0021	0.0011	0.0087
60	CEMENT & CONCRETE PRODUCTS	0.0051	0.0070	0.0002	0.0134	0.0159	0.0047	0.0014	0.0113
61	OTHER NON-METALLIC MINERAL PROD.	0.0052	0.0076	0.0002	0.0137	0.0156	0.00475	0.0014	0.0114
62	GASOLINE & FUEL OIL	0.0029	0.0024	0.0001	0.0032	0.3395	0.0016	0.0116	0.0069
63	OTHER PETROLEUM & COAL PROD.	0.0040	0.0056	0.0002	0.0171	0.3231	0.0034	0.0114	0.0069
64	INDUSTRIAL CHEMICALS	0.0136	0.0099	0.0007	0.0110	0.0181	0.0142	0.0011	0.0401
65	FERTILIZERS	0.0101	0.0080	0.0005	0.0051	0.0161	0.2954	0.0033	0.0280
66	PHARMACEUTICALS	0.0208	0.0086	0.0011	0.0059	0.0178	0.0142	0.0010	0.0666
67	OTHER CHEMICAL PRODUCTS	0.0244	0.0101	0.0013	0.0073	0.0178	0.0138	0.0010	0.0795
68	SCIENTIFIC EQUIPMENT	0.0055	0.0116	0.0003	0.0289	0.0053	0.0026	0.0010	0.0127
69	OTHER MANUFACTURED PRODUCTS	0.0071	0.0174	0.0003	0.0254	0.0062	0.0030	0.0010	0.0166
70	RESIDENTIAL CONSTRUCTION	0.0050	0.0222	0.0002	0.0195	0.0086	0.0062	0.0061	0.0087
71	NON-RESIDENTIAL CONSTRUCTION	0.0050	0.0222	0.0002	0.0195	0.0086	0.0062	0.0061	0.0087
72	REPAIR CONSTRUCTION	0.0050	0.0222	0.0002	0.0195	0.0086	0.0062	0.0061	0.0087
73	PIPELINE TRANSPORTATION	0.0039	0.0028	0.0002	0.0028	0.0159	0.0010	0.0009	0.0075
74	TRANSPORTATION & STORAGE	0.0040	0.0061	0.0002	0.0028	0.0158	0.0010	0.0009	0.0076
75	RADIO & TELEVISION BROADCASTING	0.0020	0.0020	0.0001	0.0018	0.0024	0.0005	0.0003	0.0040
76	TELEPHONE & TELEGRAPH	0.0020	0.0020	0.0001	0.0018	0.0024	0.0005	0.0003	0.0040
77	POSTAL SERVICES	0.0020	0.0020	0.0001	0.0018	0.0024	0.0005	0.0003	0.0040
78	ELECTRIC POWER	0.0011	0.0022	--	0.0053	0.0113	0.0006	0.0008	0.0022
79	OTHER UTILITIES	0.0012	0.0032	--	0.0014	0.0014	0.0006	0.0007	0.0024
80	WHOLESALE MARGINS	0.0160	0.0069	0.0008	0.0050	0.0080	0.0014	0.0005	0.0475
81	RETAIL MARGINS	0.0436	0.0045	0.0003	0.0017	0.0066	0.0007	0.0004	0.0436
82	IMPLIED RENT OWNER OCPO. DWEL.	0.0008	0.0034	--	0.0030	0.0014	0.0013	0.0009	0.0014
83	OTHER FINANCE, INS. REAL ESTATE	0.0043	0.0028	0.0002	0.0037	0.0094	0.0011	0.0007	0.0090
84	BUSINESS SERVICES	0.0035	0.0022	0.0002	0.0034	0.0030	0.0006	0.0003	0.0077
85	EDUCATION SERVICES	0.0037	0.0019	0.0002	0.0020	0.0039	0.0006	0.0003	0.0078
86	HEALTH SERVICES	0.0037	0.0019	0.0002	0.0020	0.0039	0.0006	0.0003	0.0078
87	AMUSEMENT & RECREATION SERVICES	0.0071	0.0039	0.0003	0.0030	0.0048	0.0009	0.0004	0.0147
88	ACCOMMODATION & FOOD SERVICES	0.0789	0.0169	0.0060	0.0044	0.0063	0.0015	0.0004	0.2037
89	OTHER PERSONAL & MISC. SERVICES	0.0168	0.0061	0.0005	0.0054	0.0061	0.0014	0.0011	0.0129
90	TRANSPORTATION MARGINS	0.0039	0.0059	0.0002	0.0027	0.0154	0.0010	0.0009	0.0074
91	OPERATING OFFICE, LAB. & FOOD	0.0297	0.0123	0.0013	0.0102	0.0061	0.0027	0.0007	0.0640
92	TRAVEL, ADVERTISING & PROMOTION	0.0244	0.0132	0.0016	0.0030	0.0115	0.0011	0.0006	0.0640

TABLE 35. IMPACT (INVERSE) MATRIX (AGGREGATION - M), 1964 - CONTINUED

NO.	COMMODITY AGGREGATION - M	TOBACCO PRODUCTS INDUSTRIES	RUBBER & PLASTIC PROD. IND.	LEATHER INDUSTRIES	TEXTILE INDUSTRIES	KNITTING MILLS	CLOTHING INDUSTRIES	WOOD	FURNITURE, FIXTURE INDUSTRIES
1	GRAINS	0.0001	0.0063	0.0002	0.0077	0.0002	0.0005	0.0038	0.0006
2	LIVE ANIMALS	0.0001	0.0063	0.0002	0.0077	0.0002	0.0005	0.0038	0.0006
3	OTHER AGRICULTURAL PRODUCTS	0.0001	0.0063	0.0002	0.0077	0.0002	0.0005	0.0039	0.0006
4	FORESTRY PRODUCTS	--	0.0066	0.0004	0.0054	0.0002	0.0007	0.0149	0.0009
5	FISH LANDINGS	--	0.0038	0.0003	0.0298	0.0008	0.0008	0.0127	0.0012
6	HUNTING & TRAPPING PRODUCTS	--	0.0038	0.0003	0.0298	0.0008	0.0008	0.0127	0.0012
7	IRON ORES & CONCENTRATES	--	0.0041	0.0003	0.0024	0.0001	0.0004	0.0021	0.0005
8	OTHER METAL ORES & CONCENTRATES	--	0.0042	0.0003	0.0024	0.0001	0.0004	0.0023	0.0005
9	COAL	--	0.0024	0.0002	0.0013	0.0001	0.0002	0.0026	0.0004
10	CRUDE MINERAL OILS	--	0.0024	0.0002	0.0013	0.0001	0.0002	0.0026	0.0004
11	NATURAL GAS	--	0.0024	0.0002	0.0013	0.0001	0.0002	0.0026	0.0004
12	NON-METALLIC MINERALS	--	0.0059	0.0004	0.0083	0.0003	0.0006	0.0052	0.0008
13	SERVICES INCIDENTAL TO MINING	0.0001	0.0066	0.0004	0.0032	0.0002	0.0007	0.0022	0.0008
14	MEAT PRODUCTS	0.0015	0.0075	0.0004	0.0074	0.0003	0.0008	0.0050	0.0007
15	DAIRY PRODUCTS	0.0001	0.0078	0.0003	0.0076	0.0003	0.0005	0.0052	0.0007
16	FISH PRODUCTS	0.0001	0.0079	0.0003	0.0077	0.0003	0.0005	0.0052	0.0007
17	FRUITS & VEGETABLES PREPARATIONS	0.0001	0.0079	0.0003	0.0076	0.0003	0.0005	0.0052	0.0007
18	FLUIDS	0.0001	0.0079	0.0003	0.0076	0.0003	0.0005	0.0052	0.0007
19	FLOUR, WHEAT MEAL & OTHER CEREALS	0.0001	0.0079	0.0003	0.0077	0.0003	0.0005	0.0052	0.0007
20	BREAKFAST CEREAL & BAKERY PROD.	0.0001	0.0078	0.0003	0.0076	0.0003	0.0005	0.0052	0.0007
21	SUGAR	0.0001	0.0079	0.0003	0.0077	0.0003	0.0005	0.0052	0.0007
22	MISC. FOOD PRODUCTS	0.0001	0.0079	0.0003	0.0076	0.0003	0.0006	0.0052	0.0007
23	SOFT DRINKS	0.0001	0.0079	0.0003	0.0077	0.0003	0.0005	0.0052	0.0007
24	ALCOHOLIC BEVERAGES	0.0001	0.0079	0.0003	0.0077	0.0003	0.0005	0.0052	0.0007
25	TOBACCO PROCESSED UNMANUFACTURED	1.2288	0.0077	0.0003	0.0133	0.0003	0.0004	0.0087	0.0008
26	CIGARETTES & TOBACCO MFG.	1.2288	0.0077	0.0003	0.0133	0.0003	0.0004	0.0087	0.0008
27	TIRES & TUBES	0.0001	0.0130	0.0044	0.0716	0.0058	0.0049	0.0049	0.0008
28	OTHER RUBBER PRODUCTS	0.0001	0.0413	0.0204	0.0872	0.0057	0.0047	0.0055	0.0012
29	PLASTIC FABRICATED PRODUCTS	0.0001	0.7987	0.0079	0.0714	0.0048	0.0026	0.0204	0.0003
30	LEATHER & LEATHER PRODUCTS	0.0002	0.0739	1.1645	0.0377	0.0078	0.0102	0.0083	0.0012
31	YARNS & MAN MADE FIBRES	0.0001	0.0118	0.0015	1.2349	0.0158	0.0112	0.0034	0.0012
32	FABRICS	0.0001	0.0131	0.0016	1.1787	0.0171	0.0132	0.0034	0.0017
33	OTHER TEXTILE PRODUCTS	0.0001	0.0225	0.0041	1.1702	0.0286	0.0233	0.0047	0.0136
34	HOSIERY & KNITTED WEAR	0.0001	0.0089	0.0036	0.3849	0.0024	0.01742	0.0025	0.0010
35	CLOTHING & ACCESSORIES	0.0001	0.0208	0.0109	0.3290	0.0437	0.0083	0.0027	0.0013
36	LYMBER & TIMBER	0.0001	0.0067	0.0004	0.0049	0.0003	0.0006	1.0934	0.0048
37	VENEER & PLYWOOD	0.0001	0.0067	0.0004	0.0047	0.0003	0.0006	1.1154	0.0027
38	OTHER WOOD FABRICATED MATERIALS	0.0001	0.0082	0.0007	0.0083	0.0005	0.0006	1.0242	0.0571
39	FURNITURE & FIXTURES	0.0001	0.0352	0.0045	0.0660	0.0051	0.0013	0.1063	0.0243
40	PULP	--	0.0078	0.0003	0.0109	0.0004	0.0005	0.0134	0.0022
41	NEWSPRINT & OTHER PAPER STOCK	--	0.0078	0.0004	0.0111	0.0004	0.0005	0.0364	0.0022
42	PAPER PRODUCTS	--	0.0504	0.0016	0.0230	0.0007	0.0007	0.0133	0.0022
43	PRINTING & PUBLISHING	--	0.0058	0.0002	0.0074	0.0005	0.0004	0.0005	0.0007
44	ADVERTISING, PRINT MEDIA	--	0.0039	0.0002	0.0072	0.0005	0.0003	0.0078	0.0007
45	IRON & STEEL PRODUCTS	0.0001	0.0047	0.0003	0.0026	0.0001	0.0004	0.0041	0.0010
46	ALUMINUM PRODUCTS	0.0001	0.0047	0.0003	0.0025	0.0001	0.0004	0.0044	0.0010
47	COPPER & COPPER ALLOY PRODUCTS	0.0001	0.0045	0.0003	0.0024	0.0001	0.0004	0.0040	0.0010
48	NICKEL PRODUCTS	0.0001	0.0043	0.0003	0.0024	0.0001	0.0004	0.0040	0.0009
49	OTHER NON-FERROUS METAL PRODUCTS	0.0001	0.0052	0.0003	0.0037	0.0002	0.0005	0.0046	0.0010
50	BOILERS, TANKS & PLATES	0.0001	0.0085	0.0003	0.0035	0.0002	0.0004	0.0060	0.0015
51	FABRICATED STRUCTURAL METAL PROD.	0.0001	0.0064	0.0003	0.0036	0.0002	0.0004	0.0067	0.0060
52	OTHER METAL FABRICATED PRODUCTS	0.0001	0.0104	0.0003	0.0055	0.0002	0.0004	0.0083	0.0041
53	AGRICULTURAL MACHINERY	0.0001	0.0132	0.0003	0.0035	0.0002	0.0004	0.0066	0.0015
54	OTHER INDUSTRIAL MACHINERY	0.0004	0.0149	0.0004	0.0071	0.0003	0.0008	0.0071	0.0028
55	MOTOR VEHICLES	0.0001	0.0215	0.0006	0.0182	0.0009	0.0007	0.0053	0.0020
56	MOTOR VEHICLE PARTS	0.0001	0.0264	0.0008	0.0186	0.0009	0.0007	0.0055	0.0020
57	OTHER TRANSPORT EQUIPMENT	0.0001	0.0260	0.0006	0.0177	0.0008	0.0007	0.0077	0.0031
58	APPLIANCES & RECEIVERS, HOUSEHOLD	0.0001	0.0202	0.0005	0.0060	0.0003	0.0004	0.0054	0.0064
59	OTHER ELECTRICAL PRODUCTS	0.0001	0.0175	0.0005	0.0066	0.0004	0.0004	0.0061	0.0158
60	CEMENT & CONCRETE PRODUCTS	0.0001	0.0076	0.0004	0.0064	0.0003	0.0006	0.0050	0.0009
61	OTHER NON-METALLIC MINERAL PROD.	0.0001	0.0125	0.0005	0.0172	0.0004	0.0007	0.0053	0.0018
62	GASOLINE & FUEL OIL	--	0.0035	0.0002	0.0018	0.0001	0.0002	0.0033	0.0005
63	OTHER PETROLEUM & COAL PROD.	--	0.0046	0.0002	0.0027	0.0001	0.0003	0.0054	0.0005
64	INDUSTRIAL CHEMICALS	0.0001	0.0205	0.0005	0.0130	0.0004	0.0006	0.0052	0.0008
65	FERTILIZERS	0.0001	0.0106	0.0004	0.0003	0.0003	0.0005	0.0051	0.0008
66	PHARMACEUTICALS	0.0001	0.0123	0.0004	0.0080	0.0003	0.0005	0.0050	0.0008
67	OTHER CHEMICAL PRODUCTS	0.0001	0.0198	0.0012	0.0124	0.0004	0.0006	0.0088	0.0008
68	SCIENTIFIC EQUIPMENT	0.0001	0.0209	0.0031	0.0225	0.0011	0.0011	0.0212	0.0023
69	OTHER MANUFACTURED PRODUCTS	0.0001	0.0170	0.0076	0.0492	0.0017	0.0050	0.0299	0.0159
70	RESIDENTIAL CONSTRUCTION	0.0001	0.0112	0.0004	0.0069	0.0003	0.0006	0.0582	0.0043
71	NON-RESIDENTIAL CONSTRUCTION	0.0001	0.0112	0.0004	0.0069	0.0003	0.0006	0.0582	0.0043
72	REPAIR CONSTRUCTION	0.0001	0.0112	0.0004	0.0069	0.0003	0.0006	0.0582	0.0043
73	PIPELINE TRANSPORTATION	--	0.0099	0.0003	0.0036	0.0002	0.0004	0.0038	0.0007
74	TRANSPORTATION & STORAGE	--	0.0099	0.0003	0.0036	0.0002	0.0004	0.0039	0.0007
75	RADIO & TELEVISION BROADCASTING	--	0.0025	0.0002	0.0018	0.0001	0.0002	0.0028	0.0006
76	TELEPHONE & TELEGRAPH	--	0.0025	0.0002	0.0018	0.0001	0.0002	0.0028	0.0006
77	POSTAL SERVICES	--	0.0025	0.0002	0.0018	0.0001	0.0002	0.0028	0.0006
78	ELECTRIC POWER	--	0.0014	0.0001	0.0008	--	0.0001	0.0033	0.0003
79	OTHER UTILITIES	--	0.0014	0.0001	0.0010	0.0001	0.0001	0.0035	0.0004
80	WHOLESALE MARGINS	0.0011	0.0102	0.0010	0.0004	0.0006	0.0036	0.0003	0.0022
81	RETAIL MARGINS	--	0.0048	0.0003	0.0035	0.0002	0.0032	0.0034	0.0005
82	IMPLIED RENT OWNER OCED, DWEL.	--	0.0017	0.0001	0.0011	--	0.0001	0.0090	0.0007
83	OTHER FINANCIALS, REAL ESTATE	--	0.0033	0.0004	0.0021	0.0002	0.0005	0.0039	0.0007
84	BUSINESS SERVICES	--	0.0038	0.0002	0.0023	0.0001	0.0003	0.0017	0.0005
85	EDUCATION SERVICES	--	0.0039	0.0003	0.0008	0.0003	0.0005	0.0016	0.0007
86	HEALTH SERVICES	--	0.0039	0.0003	0.0008	0.0003	0.0005	0.0016	0.0007
87	AMUSEMENT & RECREATION SERVICES	--	0.0066	0.0016	0.0049	0.0003	0.0007	0.0042	0.0011
88	ACCOMMODATION & FOOD SERVICES	0.0008	0.0054	0.0004	0.0128	0.0005	0.0016	0.0036	0.0013
89	OTHER PERSONAL & MISC. SERVICES	--	0.0065	0.0012	0.0080	0.0005	0.0013	0.0107	0.0094
90	TRANSPORTATION MARGINS	--	0.0096	0.0003	0.0035	0.0002	0.0004	0.0038	0.0007
91	OPERATING, OFFICE, LAB & FOOD	0.0002	0.0351	0.0023	0.0153	0.0007	0.0034	0.0074	0.0029
92	TRAVEL, ADVERTISING & PROMOTION	0.0002	0.0071	0.0004	0.0065	0.0003	0.0017	0.0045	0.0011

TABLE 35. IMPACT (INVERSE) MATRIX (AGGREGATION - M), 1964 - CONTINUED

COMMODITY AGGREGATION - M	PAPER & ALLIED INDUSTRIES	PRINTING & PUBLISHING	PRIMARY METAL INDUSTRIES	METAL FABRICATING INDUSTRIES	MACHINERY INDUSTRIES	TRANS. EQUIPMENT INDUSTRIES	ELECTRICAL PRODUCTS INDUSTRIES	NON-METAL MINERAL PROD. IND.
NO.								
1 GRAINS.....	0.0119	0.0083	0.0089	0.0139	0.0073	0.0047	0.0057	0.0046
2 LIVE ANIMALS.....	0.0118	0.0083	0.0089	0.0139	0.0073	0.0047	0.0057	0.0046
3 OTHER AGRICULTURAL PRODUCTS.....	0.0120	0.0084	0.0089	0.0140	0.0073	0.0048	0.0058	0.0044
4 FORESTRY PRODUCTS.....	0.0130	0.0144	0.0125	0.0230	0.0113	0.0101	0.0102	0.0043
5 FISH LANDINGS.....	0.0055	0.0043	0.0121	0.0135	0.0091	0.0387	0.0266	0.0044
6 HUNTING & TRAPPING PRODUCTS.....	0.0055	0.0043	0.0121	0.0135	0.0091	0.0387	0.0266	0.0044
7 IRON ORES & CONCENTRATES.....	0.0089	0.0088	0.0502	0.0142	0.0113	0.0062	0.0066	0.0044
8 OTHER METAL ORES & CONCENTRATES.....	0.0090	0.0088	0.1120	0.0149	0.0112	0.0062	0.0067	0.0040
9 COAL.....	0.0057	0.0084	0.0078	0.0095	0.0083	0.0036	0.0048	0.0042
10 CRUDE MINERAL OILS.....	0.0057	0.0084	0.0078	0.0095	0.0083	0.0036	0.0048	0.0042
11 NATURAL GAS.....	0.0057	0.0084	0.0078	0.0095	0.0083	0.0036	0.0048	0.0042
12 NON-METALLIC MINERALS.....	0.0300	0.0123	0.0118	0.0143	0.0114	0.0062	0.0076	0.0042
13 SERVICES INCIDENTAL TO MINING.....	0.0142	0.0189	0.0290	0.0203	0.0229	0.0095	0.0173	0.0040
14 MEAT PRODUCTS.....	0.0427	0.0206	0.0116	0.0244	0.0066	0.0062	0.0067	0.0040
15 DAIRY PRODUCTS.....	0.0458	0.0214	0.0122	0.0263	0.0068	0.0065	0.0069	0.0040
16 FISH PRODUCTS.....	0.0460	0.0214	0.0123	0.0264	0.0068	0.0065	0.0069	0.0040
17 FRUITS & VEGETABLES PREPARATIONS.....	0.0460	0.0214	0.0123	0.0264	0.0068	0.0065	0.0069	0.0040
18 FEEDS.....	0.0460	0.0214	0.0122	0.0264	0.0068	0.0065	0.0069	0.0040
19 FLOUR, WHEAT, MEAL & OTHER CEREALS.....	0.0461	0.0214	0.0122	0.0264	0.0068	0.0065	0.0069	0.0040
20 BREAKFAST CEREAL & BAKERY PROD.....	0.0458	0.0214	0.0123	0.0263	0.0068	0.0065	0.0069	0.0040
21 SUGAR.....	0.0461	0.0214	0.0122	0.0264	0.0068	0.0065	0.0069	0.0040
22 MISC. FOOD PRODUCTS.....	0.0455	0.0212	0.0122	0.0262	0.0068	0.0065	0.0069	0.0040
23 SOFT DRINKS.....	0.0461	0.0214	0.0122	0.0264	0.0068	0.0065	0.0069	0.0040
24 ALCOHOLIC BEVERAGES.....	0.0461	0.0214	0.0122	0.0264	0.0068	0.0065	0.0069	0.0040
25 TOBACCO PROCESSED UNMANUFACTURED.....	0.0988	0.0302	0.0074	0.0128	0.0053	0.0042	0.0046	0.0040
26 CIGARETTES & TOBACCO MIG.....	0.0988	0.0302	0.0074	0.0128	0.0053	0.0042	0.0046	0.0040
27 TIRES & TUBES.....	0.0448	0.0221	0.0158	0.0188	0.0055	0.0056	0.0056	0.0040
28 OTHER RUBBER PRODUCTS.....	0.0440	0.0218	0.0193	0.0254	0.0057	0.0143	0.0074	0.0040
29 PLASTIC FABRICATED PRODUCTS.....	0.1216	0.0213	0.0265	0.0435	0.0070	0.0090	0.0149	0.0040
30 LEATHER & LEATHER PRODUCTS.....	0.0376	0.0190	0.0121	0.0225	0.0079	0.0062	0.0069	0.0040
31 YARNS & MAN MADE FIBRES.....	0.0358	0.0144	0.0091	0.0117	0.0050	0.0046	0.0056	0.0040
32 FABRICS.....	0.0359	0.0149	0.0087	0.0112	0.0049	0.0046	0.0055	0.0040
33 OTHER TEXTILE PRODUCTS.....	0.0380	0.0144	0.0129	0.0163	0.0051	0.0047	0.0078	0.0040
34 HOSIERY & KNITTED WEAR.....	0.0291	0.0137	0.0061	0.0084	0.0043	0.0039	0.0044	0.0040
35 CLOTHING & ACCESSORIES.....	0.0230	0.0147	0.0066	0.0087	0.0043	0.0043	0.0048	0.0040
36 LUMBER & TIMBER.....	0.0343	0.0132	0.0136	0.0235	0.0088	0.0080	0.0087	0.0040
37 VENEER & PLYWOOD.....	0.0167	0.0132	0.0136	0.0235	0.0088	0.0080	0.0087	0.0040
38 OTHER WOOD FABRICATED MATERIALS.....	0.0456	0.0134	0.0164	0.0280	0.0089	0.0079	0.0093	0.0040
39 FURNITURE & FIXTURES.....	0.0336	0.0151	0.0642	0.1054	0.0148	0.0094	0.0252	0.0040
40 PULP.....	1.1607	0.0153	0.0139	0.0170	0.0061	0.0057	0.0061	0.0068
41 NEWSPRINT & OTHER PAPER STOCK.....	1.1518	0.0171	0.0141	0.0170	0.0061	0.0057	0.0062	0.0081
42 PAPER PRODUCTS.....	0.9802	0.0496	0.0203	0.0336	0.0063	0.0058	0.0068	0.0086
43 PRINTING & PUBLISHING.....	0.2316	1.0408	0.0099	0.0092	0.0047	0.0047	0.0049	0.0031
44 ADVERTISING PRINT MEDIA.....	0.2076	1.0765	0.0092	0.0082	0.0047	0.0039	0.0048	0.0029
45 IRON & STEEL PRODUCTS.....	0.0112	0.0094	1.1031	0.0965	0.0184	0.0155	0.0098	0.0120
46 ALUMINUM PRODUCTS.....	0.0109	0.0092	1.1577	0.0373	0.0095	0.0069	0.0187	0.0122
47 COPPER & COPPER ALLOY PRODUCTS.....	0.0109	0.0091	1.1578	0.0385	0.0095	0.0076	0.0188	0.0122
48 NICKEL PRODUCTS.....	0.0108	0.0091	1.1687	0.0362	0.0094	0.0069	0.0081	0.0122
49 OTHER NON FERROUS METAL PRODUCTS.....	0.0126	0.0100	1.0522	0.0829	0.0213	0.0165	0.0318	0.0122
50 BOILERS, TANKS & PLATES.....	0.0166	0.0130	0.2566	0.0423	0.0673	0.0220	0.0446	0.0046
51 FABRICATED STRUCTURAL METAL PROD.....	0.0163	0.0123	0.3967	0.9217	0.0314	0.0219	0.0202	0.0129
52 OTHER METAL FABRICATED PRODUCTS.....	0.0170	0.0130	0.2735	0.9920	0.0372	0.0373	0.0646	0.0100
53 AGRICULTURAL MACHINERY.....	0.0120	0.0152	0.1416	0.1026	1.0004	0.0189	0.0606	0.0053
54 OTHER INDUSTRIAL MACHINERY.....	0.0221	0.0165	0.1728	0.2202	0.7651	0.0652	0.0079	0.0079
55 MOTOR VEHICLES.....	0.0135	0.0128	0.0981	0.0622	0.0158	1.1951	0.0304	0.0163
56 MOTOR VEHICLE PARTS.....	0.0187	0.0129	0.1128	0.0137	0.0126	1.1168	0.0373	0.0171
57 OTHER TRANSPORT EQUIPMENT.....	0.0137	0.0129	0.1056	0.0847	0.0373	1.1046	0.0292	0.0160
58 APPLIANCES & RECEIVERS, HOUSEHOLD.....	0.0198	0.0160	0.1433	0.0780	0.0412	0.0165	1.0659	0.0114
59 OTHER ELECTRICAL PRODUCTS.....	0.0197	0.0159	0.1351	0.0839	0.0507	0.0369	0.9758	0.0144
60 CEMENT & CONCRETE PRODUCTS.....	0.0341	0.0152	0.0217	0.0216	0.0082	0.0069	0.0096	1.1187
61 OTHER NON-METALLIC MINERAL PROD.....	0.0379	0.0152	0.0249	0.0323	0.0082	0.0080	0.0107	1.0769
62 GASOLINE & FUEL OIL.....	0.0080	0.0101	0.0100	0.0142	0.0056	0.0044	0.0050	0.0040
63 OTHER PETROLEUM & COAL PROD.....	0.0266	0.0123	0.0748	0.0160	0.0062	0.0047	0.0054	0.0055
64 INDUSTRIAL CHEMICALS.....	0.0559	0.0290	0.0467	0.0261	0.0067	0.0061	0.0068	0.0125
65 FERTILIZERS.....	0.0423	0.0248	0.0197	0.0228	0.0079	0.0061	0.0070	0.0094
66 PHARMACEUTICALS.....	0.0467	0.0295	0.0230	0.0262	0.0066	0.0060	0.0068	0.0118
67 OTHER CHEMICAL PRODUCTS.....	0.0488	0.0288	0.0291	0.0336	0.0067	0.0082	0.0095	0.0191
68 SCIENTIFIC EQUIPMENT.....	0.0323	0.0216	0.0889	0.0531	0.0178	0.0323	0.2096	0.0198
69 OTHER MANUFACTURED PRODUCTS.....	0.0545	0.0248	0.0727	0.0739	0.0081	0.0135	0.0218	0.0205
70 RESIDENTIAL CONSTRUCTION.....	0.0213	0.0097	0.0854	0.1034	0.0173	0.0107	0.0404	0.0727
71 NON-RESIDENTIAL CONSTRUCTION.....	0.0213	0.0097	0.0854	0.1034	0.0173	0.0107	0.0404	0.0727
72 REPAIR CONSTRUCTION.....	0.0213	0.0097	0.0854	0.1034	0.0173	0.0107	0.0404	0.0727
73 PIPELINE TRANSPORTATION.....	0.0085	0.0104	0.0118	0.0140	0.0060	0.0207	0.0083	0.0050
74 TRANSPORTATION & STORAGE.....	0.0086	0.0104	0.0118	0.0140	0.0061	0.0206	0.0083	0.0050
75 RADIO & TELEVISION BROADCASTING.....	0.0064	0.0139	0.0078	0.0086	0.0042	0.0037	0.0204	0.0035
76 TELEPHONE & TELEGRAPH.....	0.0064	0.0139	0.0078	0.0086	0.0042	0.0037	0.0204	0.0035
77 POSTAL SERVICES.....	0.0064	0.0139	0.0078	0.0086	0.0042	0.0037	0.0204	0.0035
78 ELECTRIC POWER.....	0.0065	0.0039	0.0202	0.0070	0.0024	0.0018	0.0032	0.0039
79 OTHER UTILITIES.....	0.0139	0.0040	0.0056	0.0069	0.0023	0.0017	0.0032	0.0037
80 WHOLESALE MARGINS.....	0.0254	0.0272	0.0211	0.0295	0.0229	0.0322	0.0302	0.0077
81 RETAIL MARGINS.....	0.0233	0.0165	0.0064	0.0110	0.0054	0.0042	0.0054	0.0023
82 IMPUTED RENT OWNER OCCUP DWEL.....	0.0033	0.0016	0.0132	0.0160	0.0027	0.0017	0.0062	0.0112
83 OTHER FINANCIALS, REAL ESTATE.....	0.0092	0.0171	0.0089	0.0117	0.0066	0.0045	0.0063	0.0046
84 BUSINESS SERVICES.....	0.0103	0.0201	0.0147	0.0131	0.0771	0.0150	0.0094	0.0078
85 EDUCATION SERVICES.....	0.0089	0.0126	0.0063	0.0093	0.0059	0.0044	0.0176	0.0020
86 HEALTH SERVICES.....	0.0089	0.0126	0.0063	0.0093	0.0059	0.0044	0.0076	0.0020
87 AMUSEMENT & RECREATION SERVICES.....	0.0161	0.0318	0.0111	0.0182	0.0095	0.0073	0.0101	0.0037
88 ACCOMMODATION & FOOD SERVICES.....	0.0292	0.0138	0.0089	0.0135	0.0063	0.0065	0.0072	0.0059
89 OTHER PERSONAL & SERVICE SERVICES.....	0.0179	0.0165	0.0187	0.0331	0.0177	0.0116	0.0321	0.0056
90 TRANSPORTATION MARGINS.....	0.0083	0.0102	0.0115	0.0136	0.0059	0.0201	0.0081	0.0049
91 OPERATING, OFFICE, LAB. & FOOD.....	0.0690	0.0674	0.0439	0.0843	0.0522	0.0395	0.0484	0.0100
92 TRAVEL, ADVERTISING & PROMOTION.....	0.0627	0.2627	0.0101	0.0118	0.0108	0.0123	0.0088	0.0038

TABLE 35. IMPACT INVERSE MATRIX (AGGREGATION - ME, 1964 - CONTINUED)

COMMODITY AGGREGATIONS - M	PETROLEUM & COAL PROD. IND.	CHEMICAL & CHEMICAL PROD. IND.	MISC. MANUFACTURING	CONSTR. INDUSTRY	TRANS. & STORAGE	COMMUNICATION	ELEC. POWER GAS, OTHER UTILITIES	WHOLESALE TRADE
1 GRAINS	0.0454	0.0410	0.0029	0.0289	0.0389	0.0090	0.0128	0.0383
2 LIVE ANIMALS	0.0454	0.0410	0.0029	0.0289	0.0389	0.0090	0.0128	0.0383
3 OTHER AGRICULTURAL PRODUCTS	0.0452	0.0409	0.0029	0.0288	0.0391	0.0091	0.0128	0.0383
4 FORESTRY PRODUCTS	0.0285	0.0161	0.0045	0.0327	0.1069	0.0121	0.0073	0.0348
5 FISH LANDINGS	0.0427	0.0108	0.0088	0.0083	0.0332	0.0070	0.0038	0.0281
6 HUNTING & TRAPPING PRODUCTS	0.0427	0.0108	0.0088	0.0083	0.0332	0.0070	0.0038	0.0281
7 IRON ORES & CONCENTRATES	0.0119	0.0325	0.0030	0.0185	0.0292	0.0069	0.0243	0.0253
8 OTHER METAL ORES & CONCENTRATES	0.0122	0.0287	0.0069	0.0184	0.0303	0.0070	0.0244	0.0266
9 COAL	0.0066	0.0085	0.0019	0.0347	0.0156	0.0122	0.0197	0.0135
10 CRUDE MINERAL OILS	0.0066	0.0085	0.0019	0.0347	0.0156	0.0122	0.0197	0.0135
11 NATURAL GAS	0.0067	0.0085	0.0019	0.0347	0.0156	0.0122	0.0197	0.0135
12 NON-METALLIC MINERALS	0.0238	0.0338	0.0046	0.0167	0.0372	0.0094	0.0256	0.0318
13 SERVICES INCIDENTAL TO MINING	0.0257	0.0207	0.0048	0.0096	0.0640	0.0159	0.0146	0.0414
14 MEAT PRODUCTS	0.0238	0.0410	0.0051	0.0177	0.0636	0.0170	0.0135	0.0437
15 DAIRY PRODUCTS	0.0246	0.0335	0.0053	0.0177	0.0687	0.0153	0.0125	0.0574
16 FISH PRODUCTS	0.0247	0.0401	0.0053	0.0178	0.0687	0.0152	0.0126	0.0490
17 FRUITS & VEGETABLES PREPARATIONS	0.0247	0.0387	0.0053	0.0178	0.0687	0.0152	0.0126	0.0507
18 FIELDS	0.0246	0.0337	0.0053	0.0178	0.0687	0.0152	0.0126	0.0524
19 FLOUR, WHEAT MEAL & OTHER CEREALS	0.0246	0.0338	0.0053	0.0178	0.0688	0.0151	0.0126	0.0472
20 BREAKFAST CEREAL & BAKERY PROD.	0.0246	0.0335	0.0053	0.0177	0.0687	0.0153	0.0125	0.0596
21 SUGAR	0.0246	0.0338	0.0053	0.0178	0.0688	0.0151	0.0126	0.0472
22 MISC. FOOD PRODUCTS	0.0248	0.0397	0.0053	0.0179	0.0681	0.0152	0.0127	0.0468
23 SOFT DRINKS	0.0246	0.0338	0.0053	0.0178	0.0688	0.0151	0.0126	0.0472
24 ALCOHOLIC BEVERAGES	0.0246	0.0338	0.0053	0.0178	0.0688	0.0151	0.0126	0.0472
25 TOBACCO PROCESSED UNMANUFACTURED	0.0189	0.0198	0.0070	0.0165	0.0436	0.0149	0.0101	0.0272
26 CIGARETTES & TOBACCO MFG.	0.0189	0.0198	0.0070	0.0165	0.0436	0.0149	0.0101	0.0272
27 TIRES & TUBES	0.0135	0.1760	0.0068	0.0107	0.0505	0.0182	0.0149	0.0514
28 OTHER RUBBER PRODUCTS	0.0133	0.1709	0.0325	0.0107	0.0501	0.0180	0.0148	0.0427
29 PLASTIC FABRICATED PRODUCTS	0.0146	0.1752	0.0487	0.0116	0.0525	0.0176	0.0162	0.0411
30 LEATHER & LEATHER PRODUCTS	0.0098	0.0530	0.0153	0.0097	0.0462	0.0169	0.0101	0.0583
31 YARNS & MAN MADE FIBRES	0.0118	0.0637	0.0097	0.0114	0.0416	0.0126	0.0130	0.0415
32 FABRICS	0.0110	0.0649	0.0120	0.0110	0.0404	0.0125	0.0125	0.0415
33 OTHER TEXTILE PRODUCTS	0.0114	0.0705	0.0142	0.0113	0.0414	0.0129	0.0128	0.0511
34 HOSIERY & KNITTED WEAR	0.0080	0.0391	0.0097	0.0084	0.0332	0.0133	0.0092	0.0360
35 CLOTHING & ACCESSORIES	0.0072	0.0287	0.0187	0.0078	0.0305	0.0140	0.0078	0.0557
36 LUMBER & TIMBER	0.0196	0.0249	0.0042	0.0211	0.0769	0.0131	0.0158	0.0463
37 VENEER & PLYWOOD	0.0196	0.0246	0.0057	0.0212	0.0769	0.0131	0.0155	0.0457
38 OTHER WOOD FABRICATED MATERIALS	0.0191	0.0287	0.0062	0.0204	0.0751	0.0133	0.0159	0.0489
39 FURNITURE & FIXTURES	0.0098	0.0357	0.0240	0.0114	0.0480	0.0161	0.0130	0.0650
40 PULP	0.0221	0.0471	0.0042	0.0170	0.0735	0.0118	0.0342	0.0330
41 NEWSPRINT & OTHER PAPER STOCK	0.0220	0.0479	0.0058	0.0170	0.0734	0.0119	0.0340	0.0329
42 PAPER PRODUCTS	0.0268	0.0531	0.0539	0.0162	0.0695	0.0134	0.0307	0.0406
43 PRINTING & PUBLISHING	0.0097	0.0308	0.0056	0.0119	0.0426	0.0320	0.0129	0.0255
44 ADVERTISING, PRINT MEDIA	0.0093	0.0280	0.0055	0.0118	0.0417	0.0327	0.0123	0.0239
45 IRON & STEEL PRODUCTS	0.0182	0.0228	0.0048	0.0157	0.0496	0.0095	0.0253	0.0479
46 ALUMINUM PRODUCTS	0.0187	0.0229	0.0058	0.0160	0.0499	0.0092	0.0261	0.0482
47 COPPER & COPPER ALLOY PRODUCTS	0.0187	0.0227	0.0048	0.0160	0.0499	0.0092	0.0261	0.0481
48 NICKEL PRODUCTS	0.0188	0.0239	0.0048	0.0161	0.0500	0.0091	0.0263	0.0482
49 OTHER NON-FERROUS METAL PRODUCTS	0.0180	0.0348	0.0280	0.0155	0.0495	0.0101	0.0247	0.0475
50 BOILERS, TANKS & PLATES	0.0102	0.0231	0.0053	0.0109	0.0468	0.0158	0.0135	0.0429
51 FABRICATED STRUCTURAL METAL PROD.	0.0116	0.0230	0.0093	0.0117	0.0459	0.0146	0.0156	0.0444
52 OTHER METAL FABRICATED PRODUCTS	0.0105	0.0254	0.0091	0.0111	0.0452	0.0158	0.0139	0.0467
53 AGRICULTURAL MACHINERY	0.0080	0.0174	0.0058	0.0100	0.0383	0.0187	0.0087	0.0444
54 OTHER INDUSTRIAL MACHINERY	0.0093	0.0224	0.0144	0.0105	0.0401	0.0179	0.0102	0.0437
55 MOTOR VEHICLES	0.0075	0.0186	0.0087	0.0097	0.0429	0.0142	0.0090	0.0386
56 MOTOR VEHICLE PARTS	0.0078	0.0201	0.0106	0.0098	0.0432	0.0143	0.0095	0.0389
57 OTHER TRANSPORT EQUIPMENT	0.0083	0.0196	0.0122	0.0104	0.0402	0.0144	0.0092	0.0391
58 APPLIANCES & RECEIVERS, HOUSEHOLD	0.0086	0.0334	0.0135	0.0103	0.0413	0.0231	0.0111	0.0388
59 OTHER ELECTRICAL PRODUCTS	0.0085	0.0310	0.0248	0.0115	0.0423	0.0661	0.0108	0.0384
60 CEMENT & CONCRETE PRODUCTS	0.0209	0.0334	0.0061	0.0150	0.0671	0.0139	0.0274	0.0397
61 OTHER NON-METALLIC MINERAL PROD.	0.0207	0.0370	0.0063	0.0148	0.0665	0.0141	0.0270	0.0441
62 GASOLINE & FUEL OIL	1.0138	0.0336	0.0040	0.0394	0.0046	0.0100	0.0156	0.0154
63 OTHER PETROLEUM & COAL PROD.	0.7582	0.1694	0.0044	0.0348	0.0755	0.0114	0.0193	0.0204
64 INDUSTRIAL CHEMICALS	0.0149	1.1174	0.0101	0.0168	0.0651	0.0208	0.0231	0.0414
65 FERTILIZERS	0.0113	0.8481	0.0072	0.0166	0.0574	0.0178	0.0239	0.0398
66 PHARMACEUTICALS	0.0340	1.1435	0.0081	0.0169	0.0655	0.0211	0.0228	0.0415
67 OTHER CHEMICAL PRODUCTS	0.0346	1.0769	0.0160	0.0168	0.0650	0.0208	0.0224	0.0417
68 SCIENTIFIC EQUIPMENT	0.0102	0.0532	0.0026	0.0108	0.0447	0.0208	0.0110	0.0462
69 OTHER MANUFACTURED PRODUCTS	0.0126	0.0780	0.0030	0.0112	0.0472	0.0201	0.0119	0.0756
70 RESIDENTIAL CONSTRUCTION	0.0185	0.0228	0.0088	1.0089	0.0559	0.0120	0.0083	0.0651
71 NON-RESIDENTIAL CONSTRUCTION	0.0185	0.0228	0.0088	1.0089	0.0559	0.0120	0.0083	0.0651
72 REPAIR CONSTRUCTION	0.0185	0.0228	0.0088	1.0089	0.0559	0.0120	0.0083	0.0651
73 PIPELINE TRANSPORTATION	0.0421	0.0108	0.0033	0.0482	1.0997	0.0188	0.0077	0.0309
74 TRANSPORTATION & STORAGE	0.0420	0.0108	0.0031	0.0481	1.0937	0.0188	0.0078	0.0309
75 RADIO & TELEVISION BROADCASTING	0.0056	0.0052	0.0024	0.0385	0.0630	1.0299	0.0043	0.0115
76 TELEPHONE & TELEGRAPH	0.0056	0.0052	0.0024	0.0385	0.0630	1.0299	0.0043	0.0115
77 POSTAL SERVICES	0.0056	0.0052	0.0024	0.0385	0.0630	1.0299	0.0043	0.0115
78 ELECTRIC POWER	0.0110	0.0034	0.0011	0.0480	0.0224	0.0064	0.9957	0.0102
79 OTHER UTILITIES	0.0108	0.0052	0.0012	0.0476	0.0147	0.0065	0.9945	0.0100
80 WHOLESALE MARGINS	0.0198	0.0377	0.0136	0.0106	0.0623	0.0294	0.0098	0.8648
81 RETAIL MARGINS	0.0120	0.0097	0.0038	0.0149	0.0315	0.0321	0.0219	0.0188
82 IMPUTED RENT OWNER OCC. DWEL.	0.0029	0.0036	0.0014	0.1552	0.0087	0.0020	0.0013	0.0101
83 OTHER FINANCIALS, REAL ESTATE	0.0104	0.0080	0.0030	0.0487	0.0193	0.0270	0.0075	0.0191
84 BUSINESS SERVICES	0.0069	0.0148	0.0051	0.0065	0.0232	0.0066	0.0042	0.0159
85 EDUCATION SERVICES	0.0083	0.0268	0.0112	0.0066	0.0177	0.0424	0.0061	0.0217
86 HEALTH SERVICES	0.0083	0.0268	0.0112	0.0066	0.0177	0.0424	0.0061	0.0217
87 AMUSEMENT & RECREATION SERVICES	0.0100	0.0136	0.0183	0.0230	0.0341	0.0295	0.0292	0.0292
88 ACCOMMODATION & FOOD SERVICES	0.0143	0.0162	0.0051	0.0145	0.0438	0.0155	0.0127	0.0338
89 OTHER PERSONAL & MISC. SERVICES	0.0131	0.0280	0.0144	0.0273	0.0426	0.0252	0.0191	0.1373
90 TRANSPORTATION MARGINS	0.0409	0.0105	0.0032	0.0468	1.0647	0.0183	0.0075	0.0301
91 OPERATING, OFFICE, LAB. & FOOD	0.0125	0.0703	0.0235	0.0118	0.0590	0.0169	0.0108	0.1230
92 TRAVEL, ADVERTISING & PROMOTION	0.0306	0.0177	0.0134	0.0179	0.1760	0.0984	0.0090	0.0377

TABLE 35. IMPACT (INVERSE) MATRIX (AGGREGATION - M). 1964 - CONTINUED

COMMODITY AGGREGATION - M	RETAIL TRADE	OWNER OCCUPIED DWELLINGS	FINANCE, INS. & REAL ESTATE	EDUCATION & HEALTH SERVICES	AMUSEMENT RECREATION SERVICES	SERVICE TO BUSINESS MANAGEMENT	ACCOMMODATION, FOOD SERVICES	PERSONAL & MISC. SERVICES
NO.								
1 GRAINS.....	0.0152	--	0.0535	--	0.0004	0.0084	0.0034	0.0050
2 LIVE ANIMALS.....	0.0152	--	0.0535	--	0.0004	0.0084	0.0034	0.0049
3 OTHER AGRICULTURAL PRODUCTS.....	0.0170	--	0.0536	--	0.0004	0.0085	0.0034	0.0050
4 FORESTRY PRODUCTS.....	0.0245	--	0.1090	--	0.0006	0.0168	0.0048	0.0174
5 FISH LANDINGS.....	0.0124	--	0.0202	--	0.0003	0.0072	0.0020	0.0053
6 HUNTING & TRAPPING PRODUCTS.....	0.0124	--	0.0202	--	0.0003	0.0072	0.0020	0.0053
7 IRON ORES & CONCENTRATES.....	0.0112	--	0.0375	--	0.0003	0.0174	0.0027	0.0064
8 OTHER METAL ORES & CONCENTRATES.....	0.0111	--	0.0368	--	0.0003	0.0172	0.0027	0.0064
9 COAL.....	0.0081	--	0.1844	--	0.0007	0.0422	0.0045	0.0046
10 CRUDE MINERAL OILS.....	0.0081	--	0.1844	--	0.0007	0.0422	0.0045	0.0046
11 NATURAL GAS.....	0.0081	--	0.1843	--	0.0007	0.0422	0.0045	0.0046
12 NON-METALLIC MINERALS.....	0.0177	--	0.0456	--	0.0015	0.0186	0.0038	0.0113
13 SERVICES INCIDENTAL TO MINING.....	0.0207	--	0.0515	--	0.0008	0.0186	0.0076	0.0108
14 MEAT PRODUCTS.....	0.1334	--	0.0431	--	0.0010	0.0163	0.0112	0.0063
15 DAIRY PRODUCTS.....	0.0202	--	0.0374	--	0.0010	0.0167	0.0117	0.0063
16 FISH PRODUCTS.....	0.0203	--	0.0372	--	0.0010	0.0167	0.0117	0.0063
17 FRUITS & VEGETABLES PREPARATIONS.....	0.0203	--	0.0373	--	0.0010	0.0167	0.0117	0.0063
18 FEEDS.....	0.0203	--	0.0373	--	0.0010	0.0167	0.0117	0.0063
19 FLOUR, WHEAT MEAL & OTHER CEREALS.....	0.0203	--	0.0372	--	0.0010	0.0166	0.0117	0.0063
20 BREAKFAST CEREAL & BAKERY PROD.....	0.0202	--	0.0375	--	0.0010	0.0167	0.0117	0.0063
21 SUGAR.....	0.0203	--	0.0372	--	0.0010	0.0166	0.0117	0.0063
22 MISC. FOOD PRODUCTS.....	0.0295	--	0.0378	--	0.0010	0.0166	0.0116	0.0063
23 SOFT DRINKS.....	0.0203	--	0.0372	--	0.0010	0.0166	0.0117	0.0063
24 ALCOHOLIC BEVERAGES.....	0.0203	--	0.0372	--	0.0010	0.0166	0.0117	0.0063
25 TOBACCO PROCESSED UNMANUFACTURED.....	0.0124	--	0.0395	--	0.0013	0.0182	0.0166	0.0048
26 CIGARETTES & TOBACCO MFG.....	0.0124	--	0.0395	--	0.0013	0.0182	0.0166	0.0048
27 TIRES & TUBES.....	0.0104	--	0.0339	--	0.0012	0.0185	0.0134	0.0051
28 OTHER RUBBER PRODUCTS.....	0.0105	--	0.0335	--	0.0011	0.0184	0.0132	0.0052
29 PLASTIC FABRICATED PRODUCTS.....	0.0109	--	0.0346	--	0.0011	0.0181	0.0125	0.0055
30 LEATHER & LEATHER PRODUCTS.....	0.0213	--	0.0367	--	0.0010	0.0178	0.0110	0.0096
31 YARNS & MAN MADE FIBRES.....	0.0099	--	0.0257	--	0.0007	0.0134	0.0077	0.0053
32 FABRICS.....	0.0099	--	0.0265	--	0.0007	0.0132	0.0075	0.0052
33 OTHER TEXTILE PRODUCTS.....	0.0103	--	0.0267	--	0.0007	0.0134	0.0077	0.0053
34 HOSIERY & KNITTED WEAR.....	0.0110	--	0.0361	--	0.0007	0.0136	0.0076	0.0045
35 CLOTHING & ACCESSORIES.....	0.0155	--	0.0392	--	0.0008	0.0129	0.0088	0.0040
36 LUMBER & TIMBER.....	0.0180	--	0.0654	--	0.0006	0.0144	0.0049	0.0113
37 VENEER & PLYWOOD.....	0.0181	--	0.0656	--	0.0006	0.0144	0.0049	0.0113
38 OTHER WOOD FABRICATED MATERIALS.....	0.0175	--	0.0632	--	0.0006	0.0145	0.0051	0.0109
39 FURNITURE & FIXTURES.....	0.0102	--	0.0369	--	0.0008	0.0153	0.0080	0.0053
40 PULP.....	0.0126	--	0.0418	--	0.0006	0.0141	0.0051	0.0080
41 NEWSPRINT & OTHER PAPER STOCK.....	0.0126	--	0.0418	--	0.0006	0.0141	0.0051	0.0080
42 PAPER PRODUCTS.....	0.0123	--	0.0413	--	0.0007	0.0149	0.0063	0.0076
43 PRINTING & PUBLISHING.....	0.0107	--	0.0401	--	0.0014	0.0217	0.0118	0.0058
44 ADVERTISING, PRINT MEDIA.....	0.0107	--	0.0400	--	0.0014	0.0219	0.0120	0.0058
45 IRON & STEEL PRODUCTS.....	0.0100	--	0.0253	--	0.0004	0.0147	0.0037	0.0058
46 ALUMINUM PRODUCTS.....	0.0100	--	0.0253	--	0.0004	0.0146	0.0035	0.0058
47 COPPER & COPPER ALLOY PRODUCTS.....	0.0100	--	0.0253	--	0.0004	0.0146	0.0035	0.0058
48 NICKEL PRODUCTS.....	0.0100	--	0.0252	--	0.0004	0.0146	0.0035	0.0059
49 OTHER NON FERROUS METAL PRODUCTS.....	0.0100	--	0.0259	--	0.0005	0.0149	0.0042	0.0058
50 BOILERS, TANKS & PLATES.....	0.0098	--	0.0260	--	0.0007	0.0161	0.0067	0.0057
51 FABRICATED STRUCTURAL METAL PROD.....	0.0099	--	0.0257	--	0.0007	0.0158	0.0062	0.0058
52 OTHER METAL FABRICATED PRODUCTS.....	0.0099	--	0.0262	--	0.0007	0.0161	0.0067	0.0057
53 AGRICULTURAL MACHINERY.....	0.0086	--	0.0338	--	0.0009	0.0162	0.0080	0.0047
54 OTHER INDUSTRIAL MACHINERY.....	0.0090	--	0.0327	--	0.0008	0.0164	0.0078	0.0050
55 MOTOR VEHICLES.....	0.0092	--	0.0201	--	0.0007	0.0198	0.0068	0.0052
56 MOTOR VEHICLE PARTS.....	0.0093	--	0.0206	--	0.0007	0.0196	0.0068	0.0052
57 OTHER TRANSPORT EQUIPMENT.....	0.0094	--	0.0210	--	0.0007	0.0195	0.0069	0.0053
58 APPLIANCES & RECEIVERS, HOUSEHOLD.....	0.0093	--	0.0338	--	0.0010	0.0170	0.0093	0.0051
59 OTHER ELECTRICAL PRODUCTS.....	0.0094	--	0.0335	--	0.0010	0.0167	0.0091	0.0050
60 CEMENT & CONCRETE PRODUCTS.....	0.0175	--	0.0305	--	0.0007	0.0161	0.0064	0.0112
61 OTHER NON-METALLIC MINERAL PROD.....	0.0173	--	0.0306	--	0.0007	0.0162	0.0065	0.0110
62 GASOLINE & FUEL OIL.....	0.0080	--	0.0808	--	0.0006	0.0224	0.0057	0.0044
63 OTHER PETROLEUM & COAL PROD.....	0.0090	--	0.0789	--	0.0007	0.0236	0.0071	0.0049
64 INDUSTRIAL CHEMICALS.....	0.0141	--	0.0368	--	0.0015	0.0250	0.0183	0.0070
65 FERTILIZERS.....	0.0154	--	0.0376	--	0.0012	0.0233	0.0146	0.0084
66 PHARMACEUTICALS.....	0.0144	--	0.0370	--	0.0015	0.0253	0.0187	0.0071
67 OTHER CHEMICAL PRODUCTS.....	0.0144	--	0.0370	--	0.0015	0.0248	0.0182	0.0071
68 SCIENTIFIC EQUIPMENT.....	0.0107	--	0.0371	--	0.0012	0.0181	0.0131	0.0056
69 OTHER MANUFACTURED PRODUCTS.....	0.0113	--	0.0381	--	0.0012	0.0183	0.0134	0.0059
70 RESIDENTIAL CONSTRUCTION.....	0.0188	--	0.0308	--	0.0006	0.0257	0.0045	0.0092
71 NON-RESIDENTIAL CONSTRUCTION.....	0.0188	--	0.0308	--	0.0006	0.0257	0.0045	0.0092
72 REPAIR CONSTRUCTION.....	0.0188	--	0.0308	--	0.0006	0.0257	0.0045	0.0092
73 PIPELINE TRANSPORTATION.....	0.0202	--	0.0355	--	0.0007	0.0131	0.0064	0.0097
74 TRANSPORTATION & STORAGE.....	0.0228	--	0.0359	--	0.0007	0.0131	0.0064	0.0097
75 RADIO & TELEVISION BROADCASTING.....	0.0101	--	0.0294	--	0.0215	0.0100	0.0038	0.0042
76 TELEPHONE & TELEGRAPH.....	0.0101	--	0.0294	--	0.0215	0.0100	0.0038	0.0042
77 POSTAL SERVICES.....	0.0101	--	0.0294	--	0.0215	0.0100	0.0038	0.0042
78 ELECTRIC POWER.....	0.0054	--	0.0282	--	0.0003	0.0080	0.0019	0.0035
79 OTHER UTILITIES.....	0.0054	--	0.0288	--	0.0003	0.0080	0.0019	0.0036
80 WHOLESALE MARGINS.....	0.0155	--	0.0558	--	0.0014	0.0234	0.0135	0.0082
81 RETAIL MARGINS.....	0.0087	--	0.0855	--	0.0028	0.0174	0.0139	0.0082
82 IMPUTED RENT OWNER OCC. DWEL.....	0.0090	1.0000	0.0120	--	0.0001	0.0041	0.0008	0.0015
83 OTHER FINANCIALS, REAL ESTATE.....	0.0158	--	1.0582	0.0001	0.0021	0.0286	0.0127	0.0073
84 BUSINESS SERVICES.....	0.0127	--	0.0452	--	0.0030	0.0139	0.0099	0.0082
85 EDUCATION SERVICES.....	0.0173	--	0.0499	1.0000	0.0012	0.0108	0.0043	0.0138
86 HEALTH SERVICES.....	0.0173	--	0.0499	1.0000	0.0012	0.0108	0.0043	0.0138
87 AMUSEMENT & RECREATION SERVICES.....	0.0244	--	0.1546	--	1.0003	0.0271	0.0173	0.0175
88 ACCOMMODATION & FOOD SERVICES.....	0.0768	--	0.0554	--	0.0138	0.0135	0.0187	0.0082
89 OTHER PERSONAL & MISC. SERVICES.....	0.2973	--	0.0740	--	0.0012	0.1465	0.0096	0.3653
90 TRANSPORTATION MARGINS.....	0.0222	--	0.0349	--	0.0007	0.0128	0.0063	0.0095
91 OPERATING, OFFICE, LAB. & FOOD.....	0.0068	--	0.0337	--	0.0008	0.0301	0.0074	0.0524
92 TRAVEL, ADVERTISING & PROMOTION.....	0.0476	--	0.0390	--	0.0128	0.0859	0.1962	0.0137

TABLE 35. IMPACT (INVERSE) MATRIX (AGGREGATION - M), 1964 - CONCLUDED

NO.	COMMODITY AGGREGATION - M	TRANS. MARGINS	OPERATING OFFICE LAB & FOOD	TRAVEL PROMOTION, ADVTG.
1	GRAINS.....	0.0242	0.0645	0.0157
2	LIVE ANIMALS.....	0.0241	0.0645	0.0157
3	OTHER AGRICULTURAL PRODUCTS.....	0.0242	0.0647	0.0160
4	FORESTRY PRODUCTS.....	0.0115	0.1530	0.0210
5	FISH LANDINGS.....	0.0134	0.0287	0.0091
6	HUNTING & TRAPPING PRODUCTS.....	0.0134	0.0287	0.0091
7	IRON ORES & CONCENTRATES.....	0.0115	0.0939	0.0128
8	OTHER METAL ORES & CONCENTRATES.....	0.0127	0.0929	0.0130
9	COAL.....	0.0048	0.0504	0.0191
10	CRUDE MINERAL OILS.....	0.0048	0.0504	0.0191
11	NATURAL GAS.....	0.0048	0.0504	0.0191
12	NON-METALLIC MINERALS.....	0.0156	0.1152	0.0183
13	SERVICES INCIDENTAL TO MINING.....	0.0147	0.1589	0.0380
14	MEAT PRODUCTS.....	0.0362	0.0624	0.0570
15	DAIRY PRODUCTS.....	0.0400	0.0608	0.0599
16	FISH PRODUCTS.....	0.0403	0.0607	0.0600
17	FRUITS & VEGETABLES PREPARATIONS.....	0.0403	0.0607	0.0600
18	FEEDS.....	0.0402	0.0607	0.0598
19	FLOUR, WHEAT MEAL & OTHER CEREALS.....	0.0404	0.0607	0.0598
20	BREAKFAST CEREAL & BAKERY PROD.....	0.0400	0.0608	0.0599
21	SUGAR.....	0.0404	0.0607	0.0598
22	MISC. FOOD PRODUCTS.....	0.0399	0.0608	0.0593
23	SOFT DRINKS.....	0.0404	0.0607	0.0598
24	ALCOHOLIC BEVERAGES.....	0.0404	0.0607	0.0598
25	TOBACCO PROCESSED UNMANUFACTURED.....	0.0212	0.0489	0.0863
26	CIGARETTES & TOBACCO MFG.....	0.0212	0.0489	0.0863
27	TIRES & TUBES.....	0.0308	0.0534	0.0694
28	OTHER RUBBER PRODUCTS.....	0.0308	0.0542	0.0681
29	PLASTIC FABRICATED PRODUCTS.....	0.0319	0.0568	0.0647
30	LEATHER & LEATHER PRODUCTS.....	0.0284	0.0604	0.0563
31	YARNS & MAN MADE FIBRES.....	0.0275	0.0589	0.0396
32	FABRICS.....	0.0268	0.0581	0.0383
33	OTHER TEXTILE PRODUCTS.....	0.0270	0.0588	0.0393
34	HOSIERY & KNITTED WEAR.....	0.0204	0.0487	0.0386
35	CLOTHING & ACCESSORIES.....	0.0165	0.0401	0.0446
36	LUMBER & TIMBER.....	0.0355	0.1213	0.0230
37	VENEER & PLYWOOD.....	0.0355	0.1219	0.0230
38	OTHER WOOD FABRICATED MATERIALS.....	0.0353	0.1167	0.0243
39	FURNITURE & FIXTURES.....	0.0297	0.0551	0.0406
40	PULP.....	0.0436	0.0771	0.0249
41	NEWSPRINT & OTHER PAPER STOCK.....	0.0435	0.0772	0.0251
42	PAPER PRODUCTS.....	0.0407	0.0739	0.0311
43	PRINTING & PUBLISHING.....	0.0231	0.0459	0.0649
44	ADVERTISING, PRINT MEDIA.....	0.0225	0.0449	0.0618
45	IRON & STEEL PRODUCTS.....	0.0340	0.0756	0.0182
46	ALUMINUM PRODUCTS.....	0.0344	0.0763	0.0173
47	COPPER & COPPER ALLOY PRODUCTS.....	0.0344	0.0763	0.0172
48	NICKEL PRODUCTS.....	0.0345	0.0766	0.0170
49	OTHER NON FERROUS METAL PRODUCTS.....	0.0337	0.0747	0.0207
50	BOILERS, TANKS & PLATES.....	0.0295	0.0627	0.0341
51	FABRICATED STRUCTURAL METAL PROD.....	0.0305	0.0653	0.0313
52	OTHER METAL FABRICATED PRODUCTS.....	0.0295	0.0632	0.0343
53	AGRICULTURAL MACHINERY.....	0.0240	0.0533	0.0409
54	OTHER INDUSTRIAL MACHINERY.....	0.0251	0.0560	0.0396
55	MOTOR VEHICLES.....	0.0267	0.0617	0.0348
56	MOTOR VEHICLE PARTS.....	0.0270	0.0620	0.0349
57	OTHER TRANSPORT EQUIPMENT.....	0.0265	0.0619	0.0349
58	APPLIANCES & RECEIVERS, HOUSEHOLD.....	0.0232	0.0539	0.0479
59	OTHER ELECTRICAL PRODUCTS.....	0.0225	0.0536	0.0465
60	CEMENT & CONCRETE PRODUCTS.....	0.0485	0.1084	0.0318
61	OTHER NON-METALLIC MINERAL PROD.....	0.0478	0.1067	0.0324
62	GASOLINE & FUEL OIL.....	0.0089	0.0483	0.0272
63	OTHER PETROLEUM & COAL PROD.....	0.0138	0.0516	0.0346
64	INDUSTRIAL CHEMICALS.....	0.0364	0.0587	0.0951
65	FERTILIZERS.....	0.0304	0.0755	0.0753
66	PHARMACEUTICALS.....	0.0366	0.0582	0.0973
67	OTHER CHEMICAL PRODUCTS.....	0.0364	0.0589	0.0942
68	SCIENTIFIC EQUIPMENT.....	0.0250	0.0596	0.0676
69	OTHER MANUFACTURED PRODUCTS.....	0.0259	0.0612	0.0692
70	RESIDENTIAL CONSTRUCTION.....	0.0344	0.0565	0.0222
71	NON-RESIDENTIAL CONSTRUCTION.....	0.0344	0.0565	0.0222
72	REPAIR CONSTRUCTION.....	0.0344	0.0565	0.0222
73	PIPELINE TRANSPORTATION.....	0.0098	0.0707	0.0213
74	TRANSPORTATION & STORAGE.....	0.0098	0.0710	0.0213
75	RADIO & TELEVISION BROADCASTING.....	0.0045	0.0408	0.0182
76	TELEPHONE & TELEGRAPH.....	0.0045	0.0408	0.0182
77	POSTAL SERVICES.....	0.0045	0.0408	0.0182
78	ELECTRIC POWER.....	0.0082	0.0700	0.0090
79	OTHER UTILITIES.....	0.0082	0.0203	0.0093
80	WHOLESALE MARGINS.....	0.0112	0.0688	0.0689
81	RETAIL MARGINS.....	0.0077	0.0751	0.0415
82	IMPUTED RENT OWNER OC PD, DWEL.....	0.0053	0.0092	0.0017
83	OTHER FINANCIALS, REAL ESTATE.....	0.0055	0.0718	0.0404
84	BUSINESS SERVICES.....	0.0061	0.0686	0.0505
85	EDUCATION SERVICES.....	0.0068	0.0831	0.0210
86	HEALTH SERVICES.....	0.0068	0.0831	0.0210
87	AMUSEMENT & RECREATION SERVICES.....	0.0093	0.1380	0.0870
88	ACCOMMODATION & FOOD SERVICES.....	0.0177	0.0694	0.0320
89	OTHER PERSONAL & MISC. SERVICES.....	0.0105	0.0786	0.0411
90	TRANSPORTATION MARGINS.....	0.0095	0.0691	0.0207
91	OPERATING, OFFICE, LAB & FOOD.....	0.0388	1.0460	0.0352
92	TRAVEL ADVERTISING & PROMOTION.....	0.0184	0.0506	1.0350

TABLE 36. MARGINS (AGGREGATION - MT. 1964 (MILLIONS OF DOLLARS))

COMMODITY AGGREGATION - M		RETAIL	WHOLESALE	TAX	TRANSPORT	GAS	STORAGE	PIPELINE
NO.								
1	GRAINS.....	--	48.9	--	100.7	--	26.1	--
2	LIVE ANIMALS.....	0.2	30.3	--	18.5	--	--	--
3	OTHER AGRICULTURAL PRODUCTS.....	108.2	86.8	0.4	61.3	--	--	--
4	FORESTRY PRODUCTS.....	1.6	6.3	--	55.2	--	--	--
5	FISH LANDINGS.....	3.0	11.2	--	6.7	--	--	--
6	HUNTING & TRAPPING PRODUCTS.....	--	1.5	--	0.8	--	--	--
7	IRON ORES & CONCENTRATES.....	--	--	--	69.4	--	--	--
8	OTHER METAL ORES & CONCENTRATES.....	--	--	--	54.2	--	--	--
9	COAL.....	7.5	9.2	--	38.0	--	--	--
10	CRUDE MINERAL OILS.....	--	--	--	1.3	--	--	166.8
11	NATURAL GAS.....	--	--	--	--	176.0	--	125.2
12	NON-METALLIC MINERALS.....	3.8	7.2	--	92.9	--	--	--
14	MEAT PRODUCTS.....	242.3	47.9	7.9	31.2	--	--	--
15	DAIRY PRODUCTS.....	138.9	40.3	--	17.0	--	--	--
16	FISH PRODUCTS.....	17.8	16.6	--	6.4	--	--	--
17	FRUITS & VEGETABLES PREPARATIONS.....	111.4	49.2	--	17.5	--	--	--
18	FEEDS.....	8.8	30.2	--	24.7	--	--	--
19	FLOUR, WHEAT, MEAL & OTHER CEREALS.....	10.9	19.6	--	10.5	--	--	--
20	BREAKFAST CEREAL & BAKERY PROD.....	128.3	28.6	--	16.1	--	--	--
21	SUGAR.....	20.5	14.7	--	6.0	--	--	--
22	MISC. FOOD PRODUCTS.....	141.3	62.5	19.0	30.1	--	--	--
23	SOFT DRINKS.....	35.1	8.1	21.2	3.6	--	--	--
24	ALCOHOLIC BEVERAGES.....	129.8	9.0	587.7	16.5	--	--	--
25	TOBACCO PROCESSED UNMANUFACTURED.....	--	--	--	1.5	--	--	--
26	CIGARETTES & TOBACCO MFG.....	96.3	46.3	435.1	3.4	--	--	--
27	TIRES & TUBES.....	27.9	27.1	18.0	12.5	--	--	--
28	OTHER RUBBER PRODUCTS.....	21.3	14.3	10.3	5.5	--	--	--
29	PLASTIC FABRICATED PRODUCTS.....	7.9	15.9	11.4	5.9	--	--	--
30	LEATHER & LEATHER PRODUCTS.....	124.3	17.7	29.8	6.8	--	--	--
31	YARNS & MAN MADE FIBRES.....	15.7	18.9	2.3	8.1	--	--	--
32	FABRICS.....	37.1	60.4	10.5	9.8	--	--	--
33	OTHER TEXTILE PRODUCTS.....	73.2	35.0	28.1	14.4	--	--	--
34	HOSIERY & KNITTED WEAR.....	124.3	13.9	27.0	7.8	--	--	--
35	CLOTHING & ACCESSORIES.....	586.7	69.0	101.4	41.1	--	--	--
36	LUMBER & TIMBER.....	3.9	70.3	15.1	88.4	--	--	--
37	VENEER & PLYWOOD.....	3.8	41.9	9.7	15.5	--	--	--
38	OTHER WOOD FABRICATED MATERIALS.....	0.5	47.8	15.2	19.2	--	--	--
39	FURNITURE & FIXTURES.....	128.6	25.8	46.2	13.4	--	--	--
40	PULP.....	--	2.6	--	27.7	--	--	--
41	NEWSPRINT & OTHER PAPER STOCK.....	4.1	68.5	6.6	92.0	--	--	--
42	PAPER PRODUCTS.....	62.1	72.6	36.9	43.1	--	--	--
43	PRINTING & PUBLISHING.....	54.6	48.4	42.3	19.3	--	--	--
45	IRON & STEEL PRODUCTS.....	--	77.5	22.2	71.4	--	--	--
46	ALUMINUM PRODUCTS.....	1.0	11.7	0.2	14.6	--	--	--
47	COPPER & COPPER ALLOY PRODUCTS.....	--	10.9	2.6	10.7	--	--	--
48	NICKEL PRODUCTS.....	--	2.2	0.1	12.8	--	--	--
49	OTHER NON FERROUS METAL PRODUCTS.....	0.7	111.0	0.9	30.4	--	--	--
50	BOILERS, TANKS & PLATES.....	1.5	15.5	11.0	4.5	--	--	--
51	FABRICATED STRUCTURAL METAL PROD.....	2.0	35.0	27.0	17.8	--	--	--
52	OTHER METAL FABRICATED PRODUCTS.....	52.8	201.1	66.5	67.8	--	--	--
53	AGRICULTURAL MACHINERY.....	14.9	100.2	--	12.6	--	--	--
54	OTHER INDUSTRIAL MACHINERY.....	18.4	419.1	127.4	78.2	--	--	--
55	MOTOR VEHICLES.....	232.4	145.8	198.2	26.9	--	--	--
56	MOTOR VEHICLE PARTS.....	130.9	156.2	39.9	33.2	--	--	--
57	OTHER TRANSPORT EQUIPMENT.....	6.4	19.0	38.4	10.8	--	--	--
58	APPLIANCES & RECEIVERS, HOUSEHOLD.....	146.4	58.7	74.7	12.8	--	--	--
59	OTHER ELECTRICAL PRODUCTS.....	32.7	150.3	86.3	33.1	--	--	--
60	CEMENT & CONCRETE PRODUCTS.....	0.5	22.8	30.3	24.8	--	--	--
61	OTHER NON-METALLIC MINERAL PROD.....	38.8	66.0	23.5	44.3	--	--	--
62	GASOLINE & FUEL OIL.....	336.0	367.0	697.0	70.1	--	--	--
63	OTHER PETROLEUM & COAL PROD.....	19.8	58.9	10.0	26.3	1.6	--	4.0
64	INDUSTRIAL CHEMICALS.....	3.0	71.6	1.2	59.0	--	--	--
65	FERTILIZERS.....	4.5	8.6	--	27.1	--	--	--
66	PHARMACEUTICALS.....	103.5	29.5	14.8	4.3	--	--	--
67	OTHER CHEMICAL PRODUCTS.....	106.7	97.8	61.2	35.3	--	--	--
68	SCIENTIFIC EQUIPMENT.....	47.8	42.7	27.0	13.2	--	--	--
69	OTHER MANUFACTURED PRODUCTS.....	164.4	57.1	46.9	16.1	--	--	--
78	ELECTRIC POWER.....	--	--	18.9	--	--	--	--
84	BUSINESS SERVICES.....	--	--	2.1	--	--	--	--
87	AMUSEMENT & RECREATION SERVICES.....	--	--	32.5	--	--	--	--
89	OTHER PERSONAL & MISC. SERVICES.....	--	--	3.2	--	--	--	--
93	NON-COMPETING IMPORTS.....	23.3	21.9	--	14.1	--	--	--
TOTAL.....		3970.4	3583.0	3145.9	1886.5	177.6	86.1	296.0

NOTE: DETAIL MAY NOT ADD DUE TO ROUNDING.

TABLE 37. MAKE (OUTPUT) MATRIX (AGGREGATION - S), 1965 (MILLIONS OF DOLLARS)

NO.	COMMODITY AGGREGATION - S	AGRICUL- TURE	FOREST- RY	FISHING, HUNTING & TRAPPING	MINES QUARRIES & OIL WELLS	MANUFAC- TURING	CONSTRUC- TION
1	GRAINS.....	1112.5	--	--	--	1.0	--
2	OTHER AGRICULTURAL PRODUCTS.....	2804.1	3.6	--	--	7.8	--
3	FORESTRY PRODUCTS.....	24.7	980.4	--	--	10.4	--
4	FISHING & TRAPPING PRODUCTS.....	--	--	173.4	--	--	--
5	METALLIC ORES & CONCENTRATES.....	--	--	--	1464.8	105.4	--
6	MINERALS FUELS.....	--	--	--	983.7	--	--
7	NON-METALLIC MINERALS.....	--	--	--	353.7	13.0	--
8	SERVICES INCIDENTAL TO MINING.....	--	--	--	255.3	--	--
9	MEAT,FISH & DAIRY PRODUCTS.....	43.4	--	--	--	3025.2	--
10	FRUIT,VEG.FEED,MISC.FOOD PROD.....	9.8	--	--	--	2628.8	--
11	BEVERAGES.....	--	--	--	--	770.5	--
12	TOBACCO & TOBACCO PRODUCTS.....	--	--	--	--	376.6	--
13	RUBBER,LEATHER,PLASTIC FAB.PRO.....	--	--	--	--	945.4	--
14	TEXTILE PRODUCTS.....	--	--	--	--	1288.8	--
15	KNITTED PRODUCTS & CLOTHING.....	--	--	--	--	1347.5	--
16	LUMBER,SAWMILL,OTHER WOOD PROD.....	--	3.4	--	--	1511.1	--
17	FURNITURE & FIXTURES.....	--	--	--	--	488.2	--
18	PAPER & PAPER PRODUCTS.....	--	--	--	--	2937.8	--
19	PRINTING & PUBLISHING.....	--	--	--	--	1079.3	--
20	PRIMARY METAL PRODUCTS.....	--	--	--	0.8	3580.1	--
21	METAL FABRICATED PRODUCTS.....	--	--	--	--	2289.1	--
22	MACHINERY & EQUIPMENT.....	--	0.2	--	11.6	1416.1	--
23	AUTOS,TRUCKS,OTHER TRANSP. EQP.....	--	--	--	--	3884.3	--
24	ELEC. & COMMUNICATIONS PROD.....	--	--	--	--	1912.9	--
25	NON-METALLIC MINERAL PRODUCTS.....	--	--	--	3.5	1031.0	--
26	PETROLEUM & COAL PRODUCTS.....	--	--	--	23.1	1483.2	--
27	CHEMICALS,CHEMICAL PROD.....	--	--	--	58.5	2020.5	--
28	MISC. MANUFACTURED PRODUCTS.....	--	--	--	--	737.0	--
29	RESIDENTIAL CONSTRUCTION.....	--	--	--	--	--	2218.3
30	NON-RESIDENTIAL CONSTRUCTION.....	--	--	--	--	--	5839.4
31	REPAIR CONSTRUCTION.....	--	--	--	--	--	1798.3
32	TRANSPORTATION & STORAGE.....	--	12.2	--	--	2.8	--
33	COMMUNICATION SERVICES.....	--	--	--	--	--	--
34	OTHER UTILITIES.....	--	0.1	--	1.1	21.4	--
35	WHOLESALE MARGINS.....	--	1.6	--	0.9	708.9	--
36	RETAIL MARGINS.....	--	--	--	--	--	--
37	IMPUTED RENT OWNER OCCPD. DWEL.....	--	--	--	--	--	--
38	OTHER FINANCE,INS.,REAL ESTATE.....	1.4	0.6	--	37.6	56.9	31.8
39	BUSINESS SERVICES.....	--	--	--	--	114.4	--
40	PERSONAL & OTHER MISC. SERVICE.....	--	22.8	0.5	11.2	219.3	40.4
41	TRANSPORTATION MARGINS.....	--	--	--	--	--	--
42	OPERATING,OFFICE,LAB & FOOD.....	--	--	--	--	--	--
43	TRAVEL, ADVERTISING, PROMOTION.....	--	--	--	--	--	--
TOTAL.....		3996.0	1024.9	173.9	3205.8	36014.6	9928.2

NOTE: DETAIL MAY NOT ADD DUE TO ROUNDING.

TABLE 37. MAKE (OUTPUT) MATRIX (AGGREGATION - S), 1965 (MILLIONS OF DOLLARS) - CONTINUED

NO.	COMMODITY AGGREGATION - S	TRANS. & STORAGE	COMMUNI- CATION	ELEC. POWER GAS,OTHER UTILITIES	WHOLESALE TRADE	RETAIL TRADE	FINANCE, INS. & REAL EST.
1	GRAINS.....	--	--	--	--	--	--
2	OTHER AGRICULTURAL PRODUCTS.....	--	--	--	--	2.6	--
3	FORESTRY PRODUCTS.....	--	--	0.9	--	--	--
4	FISHING & TRAPPING PRODUCTS.....	--	--	--	--	--	--
5	METALLIC ORES & CONCENTRATES.....	--	--	--	--	--	--
6	MINERALS FUELS.....	--	--	--	--	--	--
7	NON-METALLIC MINERALS.....	--	--	--	--	--	--
8	SERVICES INCIDENTAL TO MINING.....	--	--	--	--	--	--
9	MEAT,FISH & DAIRY PRODUCTS.....	--	--	--	12.7	229.6	--
10	FRUIT,VEG.FEED,MISC.FOOD PROD.....	--	--	--	14.8	5.2	--
11	BEVERAGES.....	--	--	--	--	--	--
12	TOBACCO & TOBACCO PRODUCTS.....	--	--	--	--	--	--
13	RUBBER,LEATHER,PLASTIC FAB.PRO.....	--	--	--	3.0	--	--
14	TEXTILE PRODUCTS.....	--	--	--	4.1	1.8	--
15	KNITTED PRODUCTS & CLOTHING.....	--	--	--	0.7	0.3	--
16	LUMBER,SAWMILL,OTHER WOOD PROD.....	--	--	--	1.8	--	--
17	FURNITURE & FIXTURES.....	--	--	--	2.5	--	--
18	PAPER & PAPER PRODUCTS.....	--	--	--	5.8	--	--
19	PRINTING & PUBLISHING.....	--	--	--	1.0	--	--
20	PRIMARY METAL PRODUCTS.....	--	--	--	--	--	--
21	METAL FABRICATED PRODUCTS.....	--	--	--	6.3	--	--
22	MACHINERY & EQUIPMENT.....	--	--	--	--	--	--
23	AUTOS,TRUCKS,OTHER TRANSP. EQP.....	15.8	--	--	0.2	--	--
24	ELEC. & COMMUNICATIONS PROD.....	--	58.2	--	0.7	--	--
25	NON-METALLIC MINERAL PRODUCTS.....	--	--	--	2.1	--	--
26	PETROLEUM & COAL PRODUCTS.....	--	--	0.7	--	--	--
27	CHEMICALS,CHEMICAL PROD.....	--	--	--	0.3	--	--
28	MISC. MANUFACTURED PRODUCTS.....	--	--	--	15.4	--	--
29	RESIDENTIAL CONSTRUCTION.....	--	--	--	--	--	--
30	NON-RESIDENTIAL CONSTRUCTION.....	--	--	--	--	--	--
31	REPAIR CONSTRUCTION.....	--	--	--	--	--	--
32	TRANSPORTATION & STORAGE.....	4594.0	--	--	--	11.1	--
33	COMMUNICATION SERVICES.....	--	1444.9	--	--	--	--
34	OTHER UTILITIES.....	7.4	--	1322.2	--	--	--
35	WHOLESALE MARGINS.....	5.6	--	--	3295.7	--	--
36	RETAIL MARGINS.....	6.2	--	10.6	--	4363.6	--
37	IMPUTED RENT OWNER OCCPD. DWEL.....	--	--	--	--	--	3111.8
38	OTHER FINANCE,INS.,REAL ESTATE.....	13.3	0.6	1.0	22.8	23.2	5820.2
39	BUSINESS SERVICES.....	3.3	36.9	--	--	--	--
40	PERSONAL & OTHER MISC. SERVICE.....	44.7	4.7	18.7	248.5	777.2	29.1
41	TRANSPORTATION MARGINS.....	--	--	--	--	--	--
42	OPERATING,OFFICE,LAB & FOOD.....	--	--	--	--	--	--
43	TRAVEL, ADVERTISING, PROMOTION.....	--	--	--	--	--	--
TOTAL.....		4690.3	1545.2	1354.2	3638.5	5414.6	8961.1

NOTE: DETAIL MAY NOT ADD DUE TO ROUNDING.

TABLE 37. MAKE (OUTPUT) MATRIX (AGGREGATION - S), 1965 (MILLIONS OF DOLLARS) - CONCLUDED

NO.	COMMODITY AGGREGATION - S	BUSINESS & PERSONAL SERVICES	TRANS. MARGINS	OPERATING OFFICE SUPPLIES	TRAVEL PROMOTION, ADV'TG.	TOTAL INDUSTRIES
1	GRAINS	--	--	--	--	1113.5
2	OTHER AGRICULTURAL PRODUCTS	--	--	--	--	2818.2
3	FORESTRY PRODUCTS	--	--	--	--	1016.3
4	FISHING & TRAPPING PRODUCTS	--	--	--	--	173.4
5	METALLIC ORES & CONCENTRATES	--	--	--	--	1570.2
6	MINERALS FUELS	--	--	--	--	983.7
7	NON-METALLIC MINERALS	--	--	--	--	366.7
8	SERVICES INCIDENTAL TO MINING	--	--	--	--	255.3
9	MEAT, FISH & DAIRY PRODUCTS	--	--	--	--	3310.9
10	FRUIT, VEG., FEED, MISC. FOOD PROD.	--	--	--	--	2658.6
11	BEVERAGES	--	--	--	--	770.5
12	TOBACCO & TOBACCO PRODUCTS	--	--	--	--	376.6
13	RUBBER, LEATHER, PLASTIC FAB. PRO.	--	--	--	--	948.4
14	TEXTILE PRODUCTS	--	--	--	--	1294.6
15	KNITTED PRODUCTS & CLOTHING	--	--	--	--	1348.6
16	LUMBER, SAWMILL, OTHER WOOD PROD.	--	--	--	--	1516.3
17	FURNITURE & FIXTURES	--	--	--	--	490.7
18	PAPER & PAPER PRODUCTS	--	--	--	--	2943.6
19	PRINTING & PUBLISHING	--	--	--	--	1080.3
20	PRIMARY METAL PRODUCTS	--	--	--	--	3580.8
21	METAL FABRICATED PRODUCTS	--	--	--	--	2295.4
22	MACHINERY & EQUIPMENT	--	--	--	--	1427.9
23	AUTOS, TRUCKS, OTHER TRANSP. EQP.	--	--	--	--	3900.3
24	ELEC. & COMMUNICATIONS PROD.	--	--	--	--	1971.8
25	NON-METALLIC MINERAL PRODUCTS	--	--	--	--	1036.6
26	PETROLEUM & COAL PRODUCTS	--	--	--	--	1507.1
27	CHEMICALS, CHEMICAL PROD.	--	--	--	--	2079.3
28	MISC. MANUFACTURED PRODUCTS	--	--	--	--	752.5
29	RESIDENTIAL CONSTRUCTION	--	--	--	--	2218.3
30	NON-RESIDENTIAL CONSTRUCTION	--	--	--	--	5839.4
31	REPAIR CONSTRUCTION	--	--	--	--	1798.3
32	TRANSPORTATION & STORAGE	--	--	--	--	4620.1
33	COMMUNICATION SERVICES	--	--	--	--	1444.9
34	OTHER UTILITIES	4.0	--	--	--	1356.3
35	WHOLESALE MARGINS	--	--	--	--	4012.8
36	RETAIL MARGINS	48.2	--	--	--	4428.6
37	IMPUTED RENT OWNER OCPO, DWEL.	--	--	--	--	3111.8
38	OTHER FINANCE, INS., REAL ESTATE	59.8	--	--	--	6069.3
39	BUSINESS SERVICES	1198.5	--	--	--	1353.1
40	PERSONAL & OTHER MISC. SERVICE	4537.2	--	--	--	5954.1
41	TRANSPORTATION MARGINS	--	2086.6	--	--	2086.6
42	OPERATING, OFFICE, LAB & FOOD	--	--	4016.0	--	4016.0
43	TRAVEL, ADVERTISING, PROMOTION	--	--	--	2013.0	2013.0
	TOTAL	5847.7	2086.6	4016.0	2013.0	93910.4

NOTE: DETAIL MAY NOT ADD DUE TO ROUNDING.

TABLE 38. USE (INPUT) MATRIX (AGGREGATION - S), 1965 (MILLIONS OF DOLLARS)

NO.	COMMODITY AGGREGATION - S	AGRICUL- TURE	FOREST- RY	FISHING, HUNTING & TRAPPING	MINES QUARRIES & OIL WELLS	MANUFAC- TURING	CONSTRUC- TION
1	GRAINS	43.7	--	--	--	281.5	--
2	OTHER AGRICULTURAL PRODUCTS	133.5	0.8	--	--	1784.6	5.1
3	FORESTRY PRODUCTS	0.3	71.4	--	0.1	873.9	4.6
4	FISHING & TRAPPING PRODUCTS	--	--	2.3	--	133.0	--
5	METALLIC ORES & CONCENTRATES	--	--	--	7.6	1049.5	--
6	MINERALS FUELS	1.4	0.2	--	4.1	1061.2	4.7
7	NON-METALLIC MINERALS	4.1	--	0.8	9.7	143.7	50.5
8	SERVICES INCIDENTAL TO MINING	--	--	--	87.2	--	51.9
9	MEAT, FISH & DAIRY PRODUCTS	0.4	--	--	--	517.1	--
10	FRUIT, VEG., FEED, MISC. FOOD PROD.	333.3	4.2	--	0.3	575.0	--
11	BEVERAGES	--	--	--	--	31.3	--
12	TOBACCO & TOBACCO PRODUCTS	--	--	--	--	89.7	--
13	RUBBER, LEATHER, PLASTIC FAB. PRO.	9.4	--	--	--	354.0	89.4
14	TEXTILE PRODUCTS	16.7	2.4	5.5	3.2	1162.6	37.6
15	KNITTED PRODUCTS & CLOTHING	--	--	--	--	88.6	--
16	LUMBER, SAWMILL, OTHER WOOD PROD.	3.4	0.4	2.0	1.1	371.7	500.5
17	FURNITURE & FIXTURES	--	--	--	--	24.6	15.0
18	PAPER & PAPER PRODUCTS	2.9	--	--	9.2	1100.8	73.4
19	PRINTING & PUBLISHING	--	--	--	0.1	100.7	--
20	PRIMARY METAL PRODUCTS	--	--	--	19.7	2115.5	433.4
21	METAL FABRICATED PRODUCTS	10.9	6.3	0.7	3.7	1003.1	1057.3
22	MACHINERY & EQUIPMENT	39.3	4.1	2.3	35.3	224.9	142.6
23	AUTOS, TRUCKS, OTHER TRANSP. EQP.	0.8	1.9	8.9	2.2	1438.9	20.1
24	ELEC. & COMMUNICATIONS PROD.	--	--	5.5	2.4	558.8	410.1
25	NON-METALLIC MINERAL PRODUCTS	0.1	0.1	0.3	2.0	369.1	676.9
26	PETROLEUM & COAL PRODUCTS	164.9	20.5	7.7	31.0	268.0	119.6
27	CHEMICALS, CHEMICAL PROD.	169.6	1.4	0.4	49.9	1144.2	76.3
28	MISC. MANUFACTURED PRODUCTS	--	--	1.9	--	175.3	75.9
29	RESIDENTIAL CONSTRUCTION	--	--	--	--	--	--
30	NON-RESIDENTIAL CONSTRUCTION	--	--	--	--	--	--
31	REPAIR CONSTRUCTION	81.6	17.2	0.5	51.1	149.8	4.5
32	TRANSPORTATION & STORAGE	13.5	99.9	1.9	32.1	257.7	71.2
33	COMMUNICATION SERVICES	10.7	3.1	0.3	8.4	178.0	10.5
34	OTHER UTILITIES	36.1	1.8	0.2	66.4	343.8	4.7
35	WHOLESALE MARGINS	101.0	8.2	3.7	30.4	871.4	488.3
36	RETAIL MARGINS	24.1	1.4	1.0	3.6	33.3	65.3
37	IMPUTED RENT OWNER OCPO, DWEL.	--	--	--	--	--	--
38	OTHER FINANCE, INS., REAL ESTATE	163.5	88.8	1.9	269.9	459.9	105.7
39	BUSINESS SERVICES	4.3	4.4	0.3	74.2	274.7	222.4
40	PERSONAL & OTHER MISC. SERVICE	6.4	26.5	1.6	13.9	120.2	138.2
41	TRANSPORTATION MARGINS	66.2	2.2	1.5	12.4	690.9	198.8
42	OPERATING, OFFICE, LAB & FOOD	156.8	120.3	2.3	231.7	1077.2	170.6
43	TRAVEL, ADVERTISING, PROMOTION	0.2	6.6	--	19.2	965.0	37.5
44	NON-COMPETING IMPORTS	--	--	--	--	230.5	--
45	UNALLOCATED IMPORTS & EXPORTS	--	--	--	--	--	--
46	NET INDIRECT TAXES	51.9	26.8	2.4	44.8	349.7	597.3
47	LABOUR INCOME	268.8	373.7	39.2	721.9	8264.4	3110.6
48	NET INCOME UNINC. BUSINESS	1386.9	33.0	47.4	7.0	85.0	375.0
49	OTHER OPERATING SURPLUS	689.2	97.6	31.3	1350.1	4621.9	483.0
	TOTAL	3996.0	1024.9	173.9	3205.8	36014.6	9928.2

NOTE: DETAIL MAY NOT ADD DUE TO ROUNDING.

TABLE 38. USE (INPUT) MATRIX (AGGREGATION - S), 1965 (MILLIONS OF DOLLARS) - CONTINUED

NO.	COMMODITY AGGREGATION - S	TRANS. & STORAGE	COMMUNI- CATION	ELEC POWER GAS.OTHER UTILITIES	WHOLESALE TRADE	RETAIL TRADE	FINANCE, INS. & REAL EST.
1	GRAINS	--	--	--	1.3	--	--
2	OTHER AGRICULTURAL PRODUCTS	0.8	--	--	3.8	219.8	--
3	FORESTRY PRODUCTS	--	--	--	--	--	--
4	FISHING & TRAPPING PRODUCTS	--	--	--	--	--	--
5	METALLIC ORES & CONCENTRATES	--	--	--	0.3	--	--
6	MINERAL FUELS	8.0	--	43.5	1.6	9.3	3.6
7	NON-METALLIC MINERALS	1.5	--	--	--	--	--
8	SERVICES INCIDENTAL TO MINING	--	--	--	--	--	--
9	MEAT, FISH & DAIRY PRODUCTS	--	--	--	5.4	6.3	--
10	FRUIT, VEG. FEED, MISC. FOOD PROD.	0.7	--	--	2.4	--	--
11	BEVERAGES	--	--	--	--	--	--
12	TOBACCO & TOBACCO PRODUCTS	--	--	--	--	--	--
13	RUBBER, LEATHER, PLASTIC FAB. PRO.	29.6	--	--	8.0	6.4	--
14	TEXTILE PRODUCTS	4.6	0.9	--	5.9	1.6	--
15	KNITTED PRODUCTS & CLOTHING	--	--	--	--	11.4	--
16	LUMBER, SAWMILL, OTHER WOOD PROD.	--	--	--	7.1	6.1	--
17	FURNITURE & FIXTURES	--	--	--	--	--	--
18	PAPER & PAPER PRODUCTS	1.9	--	--	34.6	85.3	--
19	PRINTING & PUBLISHING	3.8	12.5	0.5	8.2	5.6	12.2
20	PRIMARY METAL PRODUCTS	6.5	--	--	2.9	--	--
21	METAL FABRICATED PRODUCTS	3.5	--	--	18.2	15.9	--
22	MACHINERY & EQUIPMENT	1.1	--	--	--	--	--
23	AUTOS, TRUCKS, OTHER TRANSP. EQP.	109.8	--	--	--	--	--
24	ELEC. & COMMUNICATIONS PROD.	8.2	33.7	--	0.2	--	--
25	NON-METALLIC MINERAL PRODUCTS	1.8	--	--	1.3	1.0	--
26	PETROLEUM & COAL PRODUCTS	170.5	2.4	13.5	50.2	35.3	10.1
27	CHEMICALS, CHEMICAL PROD.	4.4	0.5	--	3.8	3.1	--
28	MISC. MANUFACTURED PRODUCTS	2.3	1.1	--	1.2	4.9	--
29	RESIDENTIAL CONSTRUCTION	--	--	--	--	--	--
30	NON-RESIDENTIAL CONSTRUCTION	--	--	--	--	--	--
31	REPAIR CONSTRUCTION	167.4	51.1	60.3	6.4	29.5	700.9
32	TRANSPORTATION & STORAGE	365.5	73.4	3.4	129.8	58.9	3.8
33	COMMUNICATION SERVICES	52.6	36.0	4.3	127.1	111.3	111.3
34	OTHER UTILITIES	21.2	3.3	29.6	23.1	101.9	35.3
35	WHOLESALE MARGINS	76.1	2.8	5.3	42.6	26.5	3.6
36	RETAIL MARGINS	33.2	5.1	1.0	10.1	10.1	2.1
37	IMPUTED RENT OWNER OCPD, DWEL.	--	--	--	--	--	--
38	OTHER FINANCE, INS. REAL ESTATE	103.1	29.5	28.8	191.0	396.1	562.7
39	BUSINESS SERVICES	22.5	11.1	5.9	63.3	39.2	124.1
40	PERSONAL & OTHER MISC. SERVICE	76.4	37.6	5.1	38.8	34.1	37.7
41	TRANSPORTATION MARGINS	17.0	1.0	7.6	7.6	10.0	1.0
42	OPERATING OFFICE LAB & FOOD	266.6	37.4	12.4	175.4	326.4	308.6
43	TRAVEL, ADVERTISING, PROMOTION	50.1	17.3	6.0	224.4	176.5	179.4
44	NON-COMPETING IMPORTS	--	--	--	--	4.8	--
45	UNALLOCATED IMPORTS & EXPORTS	--	--	--	--	--	--
46	NET INDIRECT TAXES	150.8	43.1	42.0	52.8	144.2	1462.5
47	LABOUR INCOME	1783.3	678.6	273.5	1589.5	2284.0	1481.5
48	NET INCOME UNINC. BUSINESS	114.6	--	--	205.0	570.0	1157.7
49	OTHER OPERATING SURPLUS	1030.7	553.0	811.5	644.7	663.3	2763.1
	TOTAL	4690.3	1545.2	1354.2	3638.5	5414.6	8961.1

NOTE: DETAIL MAY NOT ADD DUE TO ROUNDING.

TABLE 38. USE (INPUT) MATRIX (AGGREGATION - S), 1965 (MILLIONS OF DOLLARS) - CONCLUDED

NO.	COMMODITY AGGREGATION - S	BUSINESS & PERSONAL SERVICES	TRANS. MARGINS	OPERATING OFFICE SUPPLIES	TRAVEL, PROMOTION, ADVTG.	TOTAL INDUSTRIES
1	GRAINS	--	--	--	--	326.5
2	OTHER AGRICULTURAL PRODUCTS	43.4	--	31.3	--	2223.1
3	FORESTRY PRODUCTS	--	--	--	--	950.3
4	FISHING & TRAPPING PRODUCTS	6.8	--	1.1	--	143.2
5	METALLIC ORES & CONCENTRATES	0.5	--	--	--	1057.8
6	MINERAL FUELS	2.1	--	--	--	1139.6
7	NON-METALLIC MINERALS	0.3	--	0.3	--	211.0
8	SERVICES INCIDENTAL TO MINING	--	--	--	--	139.1
9	MEAT, FISH & DAIRY PRODUCTS	317.8	--	107.3	--	954.4
10	FRUIT, VEG. FEED, MISC. FOOD PROD.	89.1	--	62.8	--	1067.9
11	BEVERAGES	9.8	--	9.6	29.2	79.9
12	TOBACCO & TOBACCO PRODUCTS	--	--	--	--	89.7
13	RUBBER, LEATHER, PLASTIC FAB. PRO.	5.9	--	142.7	4.2	649.7
14	TEXTILE PRODUCTS	40.5	--	27.5	--	1309.1
15	KNITTED PRODUCTS & CLOTHING	1.3	--	9.7	--	111.1
16	LUMBER, SAWMILL, OTHER WOOD PROD.	14.0	--	2.0	--	908.3
17	FURNITURE & FIXTURES	0.8	--	--	--	40.4
18	PAPER & PAPER PRODUCTS	36.5	--	172.6	--	1517.1
19	PRINTING & PUBLISHING	5.1	--	253.4	509.6	911.7
20	PRIMARY METAL PRODUCTS	2.5	--	13.5	--	2594.0
21	METAL FABRICATED PRODUCTS	3.9	--	268.1	--	2391.8
22	MACHINERY & EQUIPMENT	0.1	--	447.5	--	897.1
23	AUTOS, TRUCKS, OTHER TRANSP. EQP.	--	--	220.0	19.1	1821.5
24	ELEC. & COMMUNICATIONS PROD.	0.5	--	162.9	2.6	1184.9
25	NON-METALLIC MINERAL PRODUCTS	4.7	--	23.8	--	1081.0
26	PETROLEUM & COAL PRODUCTS	32.3	--	4.0	41.2	971.1
27	CHEMICALS, CHEMICAL PROD.	66.3	--	211.7	1.3	1732.7
28	MISC. MANUFACTURED PRODUCTS	43.9	--	122.8	33.2	462.5
29	RESIDENTIAL CONSTRUCTION	--	--	--	--	--
30	NON-RESIDENTIAL CONSTRUCTION	--	--	--	--	--
31	REPAIR CONSTRUCTION	17.6	--	--	--	1337.8
32	TRANSPORTATION & STORAGE	15.3	2086.6	--	276.8	3489.7
33	COMMUNICATION SERVICES	84.6	--	--	158.2	862.8
34	OTHER UTILITIES	32.8	--	--	--	700.0
35	WHOLESALE MARGINS	56.9	--	391.5	29.8	2138.1
36	RETAIL MARGINS	25.3	--	153.2	33.5	402.4
37	IMPUTED RENT OWNER OCPD, DWEL.	--	--	--	--	--
38	OTHER FINANCE, INS. REAL ESTATE	268.9	--	--	--	2669.7
39	BUSINESS SERVICES	88.2	--	--	179.7	1114.3
40	PERSONAL & OTHER MISC. SERVICE	139.3	--	577.4	467.0	1720.0
41	TRANSPORTATION MARGINS	20.3	--	95.3	10.8	1142.5
42	OPERATING OFFICE LAB & FOOD	328.9	--	--	--	3214.4
43	TRAVEL, ADVERTISING, PROMOTION	138.3	--	--	--	1820.4
44	NON-COMPETING IMPORTS	4.1	--	2.8	--	242.2
45	UNALLOCATED IMPORTS & EXPORTS	--	--	197.7	79.6	277.3
46	NET INDIRECT TAXES	139.7	--	303.5	137.2	3462.4
47	LABOUR INCOME	1821.5	--	--	--	22690.6
48	NET INCOME UNINC. BUSINESS	1325.1	--	--	--	5306.8
49	OTHER OPERATING SURPLUS	612.9	--	--	--	14352.4
	TOTAL	5847.7	2086.6	4016.0	2013.0	93910.4

NOTE: DETAIL MAY NOT ADD DUE TO ROUNDING.

TABLE 39. FINAL DEMAND MATRIX (AGGREGATION - S), 1965 (MILLIONS OF DOLLARS)

NO	COMMODITY AGGREGATION - S	CONS. EXP. DURABLE	CONS. EXP. SEMI DURABLE	CONS. EXP. NON DURABLE	CONS. EXP. SERVICES	CONS. TRUCTION BUSINESS	CONS. TRUCTION GOVERNMENT	MACHINERY, EQUIPMENT BUSINESS	MACHINERY, EQUIPMENT GOVERNMENT
1	GRAINS.....	--	--	--	--	--	--	--	--
2	OTHER AGRICULTURAL PRODUCTS.....	--	7.6	610.6	10.0	--	--	--	--
3	FORESTRY PRODUCTS.....	--	--	20.6	--	--	--	--	--
4	FISHING & TRAPPING PRODUCTS.....	--	--	9.0	--	--	--	--	--
5	METALLIC ORES & CONCENTRATES.....	--	--	--	--	--	--	--	--
6	MINERALS FUELS.....	--	--	52.3	7.4	--	--	--	--
7	NON-METALLIC MINERALS.....	--	2.0	3.7	--	--	--	--	--
8	SERVICES INCIDENTAL TO MINING.....	--	--	--	--	116.1	--	--	--
9	MEAT FISH & DAIRY PRODUCTS.....	--	--	2136.6	--	--	--	--	--
10	FRUIT VEG. FEED. MISC. FOOD PROD.....	--	--	1677.9	--	--	--	--	--
11	BEVERAGES.....	--	--	631.6	--	--	--	--	--
12	TOBACCO & TOBACCO PRODUCTS.....	--	--	281.0	--	--	--	--	--
13	RUBBER, LEATHER, PLASTIC FAB. PRO.....	71.7	161.3	7.1	--	--	--	6.3	1.4
14	TEXTILE PRODUCTS.....	79.8	213.0	36.6	--	--	--	4.1	0.5
15	KNITTED PRODUCTS & CLOTHING.....	--	1268.1	--	--	--	--	--	--
16	LUMBERS, SAWMILL, OTHER WOOD PROD.....	12.5	16.5	0.6	--	--	--	5.8	0.1
17	FURNITURE & FIXTURES.....	325.0	14.6	--	--	--	--	102.8	23.5
18	PAPER & PAPER PRODUCTS.....	--	13.9	100.2	--	--	--	--	--
19	PRINTING & PUBLISHING.....	--	271.8	--	14.2	--	--	0.2	--
20	PRIMARY METAL PRODUCTS.....	--	5.4	--	--	--	--	40.0	--
21	METAL FABRICATED PRODUCTS.....	16.4	72.6	10.3	--	--	--	112.0	11.0
22	MACHINERY & EQUIPMENT.....	24.0	14.3	--	--	--	--	1574.2	37.0
23	AUTOS, TRUCKS, OTHER TRANSP. EQP.....	1662.8	--	--	--	--	--	824.6	98.1
24	ELEC. & COMMUNICATIONS PROD.....	505.5	43.7	--	--	11.0	--	521.1	18.7
25	NON-METALLIC MINERAL PRODUCTS.....	--	50.7	--	--	--	--	9.2	0.1
26	PETROLEUM & COAL PRODUCTS.....	--	0.7	646.2	7.3	--	--	--	--
27	CHEMICALS, CHEMICAL PROD.....	3.1	61.9	395.9	--	--	--	--	--
28	MISC. MANUFACTURED PRODUCTS.....	244.5	158.5	47.8	5.6	--	--	121.4	46.1
29	RESIDENTIAL CONSTRUCTION.....	--	--	--	--	2208.3	8.0	--	--
30	NON-RESIDENTIAL CONSTRUCTION.....	--	--	--	--	3667.0	2153.5	--	--
31	REPAIR CONSTRUCTION.....	--	--	--	15.2	--	--	--	--
32	TRANSPORTATION & STORAGE.....	--	--	33.6	622.1	--	--	--	--
33	COMMUNICATION SERVICES.....	--	--	--	494.4	--	--	--	--
34	OTHER UTILITIES.....	--	--	534.2	152.8	--	--	--	--
35	WHOLESALE MARGINS.....	286.5	218.4	508.3	3.7	1.6	--	485.6	15.8
36	RETAIL MARGINS.....	901.5	1230.3	1780.3	5.9	1.0	--	88.2	5.4
37	IMPLIED RENT OWNER OCPI, DWEL.....	--	--	--	3111.8	--	--	--	--
38	OTHER FINANCE, INS. REAL ESTATE.....	--	--	--	3012.1	478.0	--	--	--
39	BUSINESS SERVICES.....	--	--	--	157.3	--	--	--	--
40	PERSONAL & OTHER MISC. SERVICE.....	365.9	61.1	--	3964.0	--	--	--	--
41	TRANSPORTATION MARGINS.....	55.3	87.1	177.2	1.1	0.2	--	88.6	4.4
42	OPERATING OFFICE LAB & FOOD.....	--	--	--	94.6	--	--	--	--
43	TRAVEL, ADVERTISING, PROMOTION.....	--	--	--	31.6	--	--	--	--
44	NON-COMPETING IMPORTS.....	--	--	104.6	--	--	--	--	--
45	UNALLOCATED IMPORTS & EXPORTS.....	--	--	--	15.0	--	--	--	--
46	NET INDIRECT TAXES.....	503.9	372.8	1753.6	89.9	1.2	--	360.7	21.1
47	LABOUR INCOME.....	--	--	--	824.1	--	--	--	--
48	NET INCOME UNINC. BUSINESS.....	--	--	--	--	--	--	--	--
49	OTHER OPERATING SURPLUS.....	--	--	--	62.6	--	--	--	--
	TOTAL.....	5062.4	4544.2	11649.9	12702.8	6484.5	2161.5	4265.0	283.0

NOTE: DETAIL MAY NOT ADD DUE TO ROUNDING.

TABLE 39. FINAL DEMAND MATRIX (AGGREGATION - S), 1965 (MILLIONS OF DOLLARS) - CONCLUDED

NO	COMMODITY AGGREGATION - S	INVEN- TORIES	DOMESTIC EXPORTS	RE-EXPORTS	IMPORTS	GOVT GROSS CURRENT EXPEND	GOVT SALE OF GOOD & SERVICES	FINAL EXPEND ON GDP
1	GRAINS.....	38.4	778.1	1.0	-29.9	--	-0.5	787.0
2	OTHER AGRICULTURAL PRODUCTS.....	9.8	237.7	1.4	-283.0	6.5	-5.4	595.1
3	FORESTRY PRODUCTS.....	27.2	48.3	0.9	-31.0	--	--	66.0
4	FISHING & TRAPPING PRODUCTS.....	1.5	50.9	0.9	-32.0	--	-0.2	30.2
5	METALLIC ORES & CONCENTRATES.....	37.0	658.0	1.4	-180.9	--	--	512.4
6	MINERALS FUELS.....	3.1	147.0	--	-579.9	14.1	--	-155.9
7	NON-METALLIC MINERALS.....	1.3	206.0	1.4	-73.5	14.9	--	155.7
8	SERVICES INCIDENTAL TO MINING.....	--	--	--	--	--	--	116.1
9	MEAT FISH & DAIRY PRODUCTS.....	0.4	323.2	3.5	-107.3	--	--	2356.5
10	FRUIT VEG. FEED. MISC. FOOD PROD.....	42.5	182.9	5.1	-317.7	--	--	1590.7
11	BEVERAGES.....	18.2	119.3	--	-78.6	--	--	690.6
12	TOBACCO & TOBACCO PRODUCTS.....	-14.1	34.9	--	-14.9	--	--	286.9
13	RUBBER, LEATHER, PLASTIC FAB. PRO.....	12.8	38.5	2.3	-202.7	--	--	298.7
14	TEXTILE PRODUCTS.....	51.0	74.1	4.1	-492.1	14.5	-0.1	-14.5
15	KNITTED PRODUCTS & CLOTHING.....	41.9	26.3	0.9	-125.3	5.8	-0.3	1237.5
16	LUMBERS, SAWMILL, OTHER WOOD PROD.....	86.1	575.1	1.8	-90.4	--	-0.2	608.1
17	FURNITURE & FIXTURES.....	13.3	8.0	0.4	-40.3	3.0	--	450.2
18	PAPER & PAPER PRODUCTS.....	57.2	1398.8	1.3	-144.9	--	--	1426.5
19	PRINTING & PUBLISHING.....	6.7	11.2	2.7	-165.8	31.5	-3.9	168.6
20	PRIMARY METAL PRODUCTS.....	143.6	1374.6	38.8	-580.5	26.9	--	986.8
21	METAL FABRICATED PRODUCTS.....	89.3	74.7	9.1	-504.5	13.9	-1.1	-96.4
22	MACHINERY & EQUIPMENT.....	109.8	293.8	39.8	-1571.3	9.1	-0.1	530.8
23	AUTOS, TRUCKS, OTHER TRANSP. EQP.....	196.9	515.1	62.2	-1514.2	222.5	--	2078.7
24	ELEC. & COMMUNICATIONS PROD.....	108.7	165.5	12.6	-626.4	37.6	--	786.9
25	NON-METALLIC MINERAL PRODUCTS.....	35.6	51.7	1.0	-192.7	--	--	-44.4
26	PETROLEUM & COAL PRODUCTS.....	24.9	23.8	0.9	-233.1	65.7	-0.3	536.0
27	CHEMICALS, CHEMICAL PROD.....	56.0	274.3	9.1	-543.1	85.5	-0.1	346.5
28	MISC. MANUFACTURED PRODUCTS.....	15.0	94.7	16.6	-510.7	50.8	-0.2	290.0
29	RESIDENTIAL CONSTRUCTION.....	--	--	--	--	2.0	--	2218.3
30	NON-RESIDENTIAL CONSTRUCTION.....	--	--	--	--	18.9	--	5839.4
31	REPAIR CONSTRUCTION.....	--	--	--	--	445.3	--	461.4
32	TRANSPORTATION & STORAGE.....	--	475.8	--	-110.0	128.8	-19.9	1130.4
33	COMMUNICATION SERVICES.....	--	10.7	--	-8.8	85.8	-0.1	582.1
34	OTHER UTILITIES.....	--	15.2	--	-13.7	130.2	-162.6	656.2
35	WHOLESALE MARGINS.....	--	222.0	10.6	-10.2	42.3	--	1874.7
36	RETAIL MARGINS.....	--	--	--	--	13.6	-0.1	4026.3
37	IMPLIED RENT OWNER OCPI, DWEL.....	--	--	--	--	--	--	3111.8
38	OTHER FINANCE, INS. REAL ESTATE.....	--	36.8	--	-149.9	102.4	-79.7	3399.6
39	BUSINESS SERVICES.....	--	97.6	--	-156.5	156.6	-16.2	238.8
40	PERSONAL & OTHER MISC. SERVICE.....	--	2.6	--	-11.3	237.8	-386.0	4234.1
41	TRANSPORTATION MARGINS.....	--	506.5	5.1	--	18.4	--	944.0
42	OPERATING OFFICE LAB & FOOD.....	--	--	--	--	707.0	--	801.6
43	TRAVEL, ADVERTISING, PROMOTION.....	--	--	--	--	160.9	--	192.5
44	NON-COMPETING IMPORTS.....	10.1	--	0.3	-357.1	--	--	-242.2
45	UNALLOCATED IMPORTS & EXPORTS.....	--	1099.0	--	-1391.3	--	--	-277.3
46	NET INDIRECT TAXES.....	--	0.3	--	664.0	54.3	--	3821.7
47	LABOUR INCOME.....	--	--	--	--	5163.7	--	6187.8
48	NET INCOME UNINC. BUSINESS.....	--	--	--	--	--	--	--
49	OTHER OPERATING SURPLUS.....	--	--	--	--	767.9	--	830.6
	TOTAL.....	1243.9	10453.1	235.3	-10794.6	9038.3	-677.0	56652.3

NOTE: DETAIL MAY NOT ADD DUE TO ROUNDING.

TABLE 40. IMPACT (INVERSE) MATRIX (AGGREGATION - S), 1965

COMMODITY AGGREGATION - S	AGRICUL- TURE	FOREST- RY	FISHING, HUNTING & TRAPPING	MINES QUARRIES & OIL WELLS	MANUFACTURING	CONSTRUCTION	TRANS- & STORAGE	COMMUNICATION
NO.								
1 GRAINS.....	1.0577	0.0074	0.0009	0.0161	0.2905	0.0301	0.0382	0.0084
2 OTHER AGRICULTURAL PRODUCTS.....	1.0535	0.0089	0.0009	0.0162	0.2925	0.0301	0.0383	0.0084
3 FORESTRY PRODUCTS.....	0.0410	1.0374	0.0007	0.0109	0.2009	0.0336	0.1257	0.0111
4 FISHING & TRAPPING PRODUCTS.....	0.0139	0.0061	1.0115	0.0147	0.2424	0.0081	0.0330	0.0067
5 METALLIC ORES & CONCENTRATES.....	0.0137	0.0058	0.0007	0.9752	0.2270	0.0271	0.0296	0.0090
6 MINERALS FUELS.....	0.0080	0.0036	0.0005	1.0408	0.1388	0.0278	0.0275	0.0086
7 NON-METALLIC MINERALS.....	0.0115	0.0048	0.0006	1.0061	0.1855	0.0274	0.0286	0.0088
8 SERVICES INCIDENTAL TO MINING.....	0.0090	0.0036	0.0005	1.0408	0.1388	0.0278	0.0275	0.0086
9 MEAT/FISH & DAIRY PRODUCTS.....	0.0003	0.0330	0.0000	0.0588	1.3420	0.0164	0.0568	0.0165
10 FRUIT/VEG./FED.MISC.FOOD PROD.....	0.0833	0.0354	0.0043	0.0629	1.4399	0.0161	0.0589	0.0155
11 BEVERAGES.....	0.0801	0.0357	0.0043	0.0635	1.4541	0.0161	0.0590	0.0154
12 TOBACCO & TOBACCO PRODUCTS.....	0.0801	0.0357	0.0043	0.0635	1.4541	0.0161	0.0590	0.0154
13 RUBBER,LEATHER,PLASTIC FAB.PRO.....	0.0799	0.0356	0.0043	0.0633	1.4500	0.0161	0.0590	0.0155
14 TEXTILE PRODUCTS.....	0.0799	0.0356	0.0043	0.0632	1.4481	0.0161	0.0590	0.0155
15 KNITTED PRODUCTS & CLOTHING.....	0.0801	0.0357	0.0043	0.0634	1.4531	0.0161	0.0590	0.0155
16 LUMBER,SAWMILL,OTHER WOOD PROD.....	0.0799	0.0380	0.0043	0.0633	1.4496	0.0161	0.0592	0.0154
17 FURNITURE & FIXTURES.....	0.0798	0.0356	0.0043	0.0632	1.4474	0.0161	0.0590	0.0155
18 PAPER & PAPER PRODUCTS.....	0.0800	0.0357	0.0043	0.0634	1.4515	0.0161	0.0590	0.0155
19 PRINTING & PUBLISHING.....	0.0801	0.0357	0.0043	0.0634	1.4528	0.0161	0.0590	0.0155
20 PRIMARY METAL PRODUCTS.....	0.0801	0.0357	0.0043	0.0637	1.4538	0.0161	0.0590	0.0154
21 METAL FABRICATED PRODUCTS.....	0.0799	0.0356	0.0043	0.0633	1.4505	0.0161	0.0590	0.0155
22 MACHINERY & EQUIPMENT.....	0.0795	0.0356	0.0043	0.0714	1.4432	0.0162	0.0588	0.0154
23 AUTOS,TRUCKS,OTHER TRANSP. EQP.....	0.0798	0.0356	0.0043	0.0633	1.4498	0.0162	0.0632	0.0154
24 ELEC. & COMMUNICATIONS PROD.....	0.0779	0.0347	0.0042	0.0617	1.4135	0.0168	0.0591	0.0453
25 NON-METALLIC MINERAL PRODUCTS.....	0.0797	0.0356	0.0043	0.0667	1.4469	0.0161	0.0589	0.0154
26 PETROLEUM & COAL PRODUCTS.....	0.0700	0.0352	0.0043	0.0785	1.4332	0.0163	0.0585	0.0153
27 CHEMICALS,CHEMICAL PROD.....	0.0781	0.0348	0.0042	0.0910	1.4169	0.0164	0.0581	0.0152
28 MISC. MANUFACTURED PRODUCTS.....	0.0787	0.0351	0.0043	0.0823	1.4272	0.0160	0.0590	0.0158
29 RESIDENTIAL CONSTRUCTION.....	0.0282	0.0127	0.0015	0.0312	0.4848	1.0093	0.0533	0.0109
30 NON-RESIDENTIAL CONSTRUCTION.....	0.0282	0.0127	0.0015	0.0312	0.4848	1.0093	0.0533	0.0109
31 REPAIR CONSTRUCTION.....	0.0282	0.0127	0.0015	0.0312	0.4848	1.0093	0.0533	0.0109
32 TRANSPORTATION & STORAGE.....	0.0114	0.0076	0.0006	0.0104	0.1760	0.0446	0.0948	0.0178
33 COMMUNICATION SERVICES.....	0.0062	0.0027	0.0003	0.0051	0.0955	0.0397	0.0610	0.0287
34 OTHER UTILITIES.....	0.0047	0.0021	0.0002	0.0223	0.0773	0.0485	0.0215	0.0059
35 WHOLESALE MARGINS.....	0.0228	0.0099	0.0012	0.0178	0.3736	0.0128	0.0618	0.0291
36 RETAIL MARGINS.....	0.0456	0.0035	0.0005	0.0082	0.1321	0.0174	0.0318	0.0310
37 IMPUTED RENT OWNER OCPI, DWEL.....	0.0056	0.0023	0.0003	0.0055	0.0869	0.0861	0.0131	0.0179
38 OTHER FINANCE,INS,REAL ESTATE.....	0.0070	0.0028	0.0004	0.0127	0.1040	0.0885	0.0166	0.0180
39 BUSINESS SERVICES.....	0.0256	0.0080	0.0018	0.0152	0.3165	0.0131	0.0309	0.0480
40 PERSONAL & OTHER MISC. SERVICE.....	0.0258	0.0104	0.0016	0.0144	0.2467	0.0204	0.0365	0.0241
41 TRANSPORTATION MARGINS.....	0.0110	0.0074	0.0006	0.0101	0.1707	0.0432	0.0621	0.0173
42 OPERATING OFFICE,LAB & FOOD.....	0.0477	0.0171	0.0023	0.0315	0.6650	0.0125	0.0617	0.0149
43 TRAVEL, ADVERTISING, PROMOTION.....	0.0322	0.0139	0.0018	0.0238	0.5066	0.0195	0.0841	0.0970

TABLE 40. IMPACT (INVERSE) MATRIX (AGGREGATION - S), 1965 - CONCLUDED

COMMODITY AGGREGATION - S	ELEC POWER GAS,OTHER UTILITIES	WHOLESALE TRADE	RETAIL TRADE	FINANCE, INS. & REAL ESTATE	BUSINESS & PERSONAL SERVICES	TRANS MARGINS	OPERATING OFFICE SUPPLIES	TRAVEL, PROMOTION, ADVISE
NO.								
1 GRAINS.....	0.0121	0.0368	0.0129	0.0534	0.0188	0.0257	0.0607	0.0128
2 OTHER AGRICULTURAL PRODUCTS.....	0.0121	0.0367	0.0138	0.0534	0.0189	0.0256	0.0608	0.0129
3 FORESTRY PRODUCTS.....	0.0066	0.0306	0.0101	0.0523	0.0119	0.0472	0.0195	0.0195
4 FISHING & TRAPPING PRODUCTS.....	0.0041	0.0278	0.0105	0.0205	0.0187	0.0150	0.0289	0.0100
5 METALLIC ORES & CONCENTRATES.....	0.0209	0.0234	0.0097	0.0898	0.0413	0.0116	0.0882	0.0171
6 MINERALS FUELS.....	0.0213	0.0221	0.0095	0.0937	0.0417	0.0101	0.0898	0.0151
7 NON-METALLIC MINERALS.....	0.0210	0.0228	0.0096	0.0916	0.0415	0.0109	0.0889	0.0161
8 SERVICES INCIDENTAL TO MINING.....	0.0213	0.0221	0.0095	0.0937	0.0417	0.0101	0.0898	0.0151
9 MEAT/FISH & DAIRY PRODUCTS.....	0.0154	0.0435	0.0810	0.0400	0.0363	0.0304	0.0663	0.0444
10 FRUIT/VEG./FED.MISC.FOOD PROD.....	0.0152	0.0468	0.0137	0.0368	0.0366	0.0320	0.0656	0.0451
11 BEVERAGES.....	0.0152	0.0414	0.0117	0.0366	0.0366	0.0323	0.0656	0.0450
12 TOBACCO & TOBACCO PRODUCTS.....	0.0152	0.0414	0.0117	0.0366	0.0366	0.0323	0.0656	0.0450
13 RUBBER,LEATHER,PLASTIC FAB.PRO.....	0.0152	0.0445	0.0117	0.0366	0.0366	0.0322	0.0656	0.0451
14 TEXTILE PRODUCTS.....	0.0152	0.0445	0.0131	0.0367	0.0366	0.0321	0.0656	0.0451
15 KNITTED PRODUCTS & CLOTHING.....	0.0152	0.0419	0.0120	0.0366	0.0366	0.0322	0.0656	0.0451
16 LUMBER,SAWMILL,OTHER WOOD PROD.....	0.0152	0.0426	0.0117	0.0367	0.0367	0.0322	0.0658	0.0450
17 FURNITURE & FIXTURES.....	0.0152	0.0464	0.0117	0.0367	0.0367	0.0321	0.0656	0.0452
18 PAPER & PAPER PRODUCTS.....	0.0152	0.0433	0.0117	0.0366	0.0366	0.0322	0.0656	0.0451
19 PRINTING & PUBLISHING.....	0.0152	0.0423	0.0117	0.0366	0.0366	0.0322	0.0656	0.0451
20 PRIMARY METAL PRODUCTS.....	0.0152	0.0414	0.0117	0.0366	0.0366	0.0322	0.0656	0.0450
21 METAL FABRICATED PRODUCTS.....	0.0152	0.0441	0.0117	0.0366	0.0366	0.0322	0.0656	0.0451
22 MACHINERY & EQUIPMENT.....	0.0151	0.0412	0.0117	0.0370	0.0366	0.0321	0.0658	0.0448
23 AUTOS,TRUCKS,OTHER TRANSP. EQP.....	0.0152	0.0414	0.0117	0.0365	0.0366	0.0322	0.0657	0.0449
24 ELEC. & COMMUNICATIONS PROD.....	0.0149	0.0409	0.0117	0.0363	0.0366	0.0314	0.0648	0.0442
25 NON-METALLIC MINERAL PRODUCTS.....	0.0152	0.0434	0.0117	0.0368	0.0366	0.0321	0.0657	0.0450
26 PETROLEUM & COAL PRODUCTS.....	0.0158	0.0411	0.0117	0.0374	0.0367	0.0319	0.0660	0.0446
27 CHEMICALS,CHEMICAL PROD.....	0.0154	0.0410	0.0116	0.0382	0.0367	0.0316	0.0663	0.0442
28 MISC. MANUFACTURED PRODUCTS.....	0.0151	0.0415	0.0117	0.0371	0.0369	0.0317	0.0656	0.0456
29 RESIDENTIAL CONSTRUCTION.....	0.0066	0.0593	0.0151	0.0294	0.0479	0.0319	0.0475	0.0237
30 NON-RESIDENTIAL CONSTRUCTION.....	0.0066	0.0593	0.0151	0.0294	0.0479	0.0319	0.0475	0.0237
31 REPAIR CONSTRUCTION.....	0.0066	0.0593	0.0151	0.0294	0.0479	0.0319	0.0475	0.0237
32 TRANSPORTATION & STORAGE.....	0.0071	0.0291	0.0195	0.0334	0.0360	0.0107	0.0766	0.0209
33 COMMUNICATION SERVICES.....	0.0038	0.0114	0.0112	0.0264	0.0366	0.0048	0.0370	0.0174
34 OTHER UTILITIES.....	0.0052	0.0097	0.0266	0.0174	0.0098	0.0183	0.0088	0.0088
35 WHOLESALE MARGINS.....	0.0095	0.0475	0.0131	0.0571	0.0491	0.0121	0.0654	0.0663
36 RETAIL MARGINS.....	0.0215	0.0178	0.0065	0.0180	0.0454	0.0080	0.0761	0.0407
37 IMPUTED RENT OWNER OCPI, DWEL.....	0.0051	0.0115	0.0065	0.0677	0.0314	0.0051	0.0457	0.0261
38 OTHER FINANCE,INS,REAL ESTATE.....	0.0056	0.0161	0.0106	0.0262	0.0418	0.0056	0.0467	0.0265
39 BUSINESS SERVICES.....	0.0088	0.0246	0.0180	0.0538	0.0356	0.0123	0.0725	0.0349
40 PERSONAL & OTHER MISC. SERVICE.....	0.0131	0.0652	0.1477	0.0638	0.0105	0.0111	0.0736	0.0368
41 TRANSPORTATION MARGINS.....	0.0069	0.0282	0.0189	0.0324	0.0349	0.0104	0.0743	0.0202
42 OPERATING OFFICE,LAB & FOOD.....	0.0100	0.1005	0.0663	0.0335	0.1316	0.0401	1.0481	0.0318
43 TRAVEL, ADVERTISING, PROMOTION.....	0.0094	0.0453	0.0570	0.0368	0.2689	0.0195	0.0550	1.0287

TABLE 41. MAKE (OUTPUT) MATRIX (AGGREGATION - M), 1965 (MILLIONS OF DOLLARS)

NO.	COMMODITY AGGREGATION - M	AGRICUL- TURE	FORES- TRY	FISHING, HUNTING & TRAPPING	METAL MINES	MINERAL FUELS	NON-METAL MINES & QUARRIES	SERVICES INCIDENTAL TO MINING	FOOD & BEVERAGE INDUSTRIES
1	GRAINS	1112.5	1.0
2	LIVE ANIMALS	1342.7
3	OTHER AGRICULTURAL PRODUCTS	1461.5	3.6	7.7
4	FORESTRY PRODUCTS	24.7	980.4
5	FISH LANDINGS	161.0
6	HUNTING & TRAPPING PRODUCTS	12.3
7	IRON ORES & CONCENTRATES	358.2
8	OTHER METAL ORES & CONCENTRATES	1106.6
9	COAL	48.3
10	CRUDE MINERAL OILS	788.0
11	NATURAL GAS	147.4
12	NON-METALLIC MINERALS	21.9	331.8	..	0.8
13	SERVICES INCIDENTAL TO MINING	16.3	..	1.9	237.1	..
14	MEAT PRODUCTS	43.2	1671.2
15	DAIRY PRODUCTS	0.1	1066.1
16	FISH PRODUCTS	266.9
17	FRUITS & VEGETABLES PREPARATIONS	467.3
18	FEEDS	489.4
19	FLOUR, WHEAT MEAL & OTHER CEREALS	206.8
20	BREAKFAST CEREAL & BAKERY PROD.	603.7
21	SUGAR	141.3
22	MISC. FOOD PRODUCTS	9.8	718.1
23	SOFT DRINKS	231.2
24	ALCOHOLIC BEVERAGES	539.3
25	TOBACCO PROCESSED UNMANUFACTURED
26	CIGARETTES & TOBACCO MFG.
27	TIRES & TUBES
28	OTHER RUBBER PRODUCTS
29	PLASTIC FABRICATED PRODUCTS
30	LEATHER & LEATHER PRODUCTS
31	YARNS & MAN MADE FIBRES
32	FABRICS
33	OTHER TEXTILE PRODUCTS
34	HOSIERY & KNITTED WEAR
35	CLOTHING & ACCESSORIES
36	LUMBER & TIMBER	3.4
37	VENEER & PLYWOOD
38	OTHER WOOD FABRICATED MATERIALS
39	FURNITURE & FIXTURES
40	PULP
41	NEWSPRINT & OTHER PAPER STOCK
42	PAPER PRODUCTS	2.2
43	PRINTING & PUBLISHING
44	ADVERTISING, PRINT MEDIA
45	IRON & STEEL PRODUCTS
46	ALUMINUM PRODUCTS
47	COPPER & COPPER ALLOY PRODUCTS
48	NICKEL PRODUCTS
49	OTHER NON FERROUS METAL PRODUCTS	0.8
50	BOILERS, TANKS & PLATES
51	FABRICATED STRUCTURAL METAL PROD.
52	OTHER METAL FABRICATED PRODUCTS
53	AGRICULTURAL MACHINERY
54	OTHER INDUSTRIAL MACHINERY	0.2	..	5.5	1.7	2.2	2.2	1.0
55	MOTOR VEHICLES
56	MOTOR VEHICLE PARTS
57	OTHER TRANSPORT EQUIPMENT
58	APPLIANCES & RECEIVERS, HOUSEHOLD
59	OTHER ELECTRICAL PRODUCTS
60	CEMENT & CONCRETE PRODUCTS	1.4
61	OTHER NON-METALLIC MINERAL PROD.	2.1
62	GASOLINE & FUEL OIL
63	OTHER PETROLEUM & COAL PROD.	23.1
64	INDUSTRIAL CHEMICALS	0.1	..	6.8
65	FERTILIZERS	58.4
66	PHARMACEUTICALS	6.4
67	OTHER CHEMICAL PRODUCTS	37.0
68	SCIENTIFIC EQUIPMENT
69	OTHER MANUFACTURED PRODUCTS	1.1
70	RESIDENTIAL CONSTRUCTION
71	NON-RESIDENTIAL CONSTRUCTION
72	REPAIR CONSTRUCTION
73	PIPELINE TRANSPORTATION
74	TRANSPORTATION & STORAGE	12.2	0.3
75	RADIO & TELEVISION BROADCASTING
76	TELEPHONE & TELEGRAPH
77	POSTAL SERVICES
78	ELECTRIC POWER	0.1	..	1.0	0.2
79	OTHER UTILITIES
80	WHOLESALE MARGINS	1.0	0.1	0.8	..	113.7
81	RETAIL MARGINS
82	IMPUTED RENT OWNER OCOP DWEL.
83	OTHER FINANCIALS, REAL ESTATE	1.4	0.6	..	9.3	25.4	2.6	0.3	5.1
84	BUSINESS SERVICES
85	EDUCATION SERVICES
86	HEALTH SERVICES
87	AMUSEMENT & RECREATION SERVICES
88	ACCOMMODATION & FOOD SERVICES	22.8	..	4.3	..	0.3	..	4.7
89	OTHER PERSONAL & MISC. SERVICES	0.5	1.4	0.2	3.5	1.5	2.1
90	TRANSPORTATION MARGINS
91	OPERATING, OFFICE, LAB & FOOD
92	TRAVEL, ADVERTISING & PROMOTION
	TOTAL	3996.0	1024.9	173.9	1583.3	1056.3	405.1	241.1	6591.3

NOTE: DETAIL MAY NOT ADD DUE TO ROUNDING AND SUPPRESSION OF CONFIDENTIAL COMMODITIES.

TABLE 4L. MAKE (OUTPUT) MATRIX (AGGREGATION - MI, 1965 (MILLIONS OF DOLLARS) - CONTINUED

COMMODITY AGGREGATION - M	TOBACCO PRODUCTS INDUSTRIES	RUBBER & PLASTIC PROD. IND	LEATHER INDUSTRIES	TEXTILE INDUSTRIES	KNITTING MILLS	CLOTHING INDUSTRIES	WOOD	FURNITURE, FIXTURE INDUSTRIES
1 GRAINS.....
2 LIVE ANIMALS.....
3 OTHER AGRICULTURAL PRODUCTS.....
4 FORESTRY PRODUCTS.....	10.3	..
5 FISH LANDINGS.....
6 HUNTING & TRAPPING PRODUCTS.....
7 IRON ORES & CONCENTRATES.....
8 OTHER METAL ORES & CONCENTRATES.....
9 COAL.....
10 CRUDE MINERAL OILS.....
11 NATURAL GAS.....
12 NON-METALLIC MINERALS.....
13 SERVICES INCIDENTAL TO MINING.....
14 MEAT PRODUCTS.....	2.0
15 DAIRY PRODUCTS.....
16 FISH PRODUCTS.....
17 FRUITS & VEGETABLES PREPARATIONS.....
18 FEEDS.....
19 FLOUR, WHEAT, MEAL & OTHER CEREALS.....
20 BREAKFAST CEREAL & BAKERY PROD.....
21 SUGAR.....
22 MISC. FOOD PRODUCTS.....
23 SOFT DRINKS.....
24 ALCOHOLIC BEVERAGES.....
25 TOBACCO PROCESSED UNMANUFACTURED.....	96.5
26 CIGARETTES & TOBACCO MFG.....	280.1
27 TIRES & TUBES.....	..	227.1
28 OTHER RUBBER PRODUCTS.....	..	155.8	2.6	1.9
29 PLASTIC FABRICATED PRODUCTS.....	..	162.3	0.7	1.8
30 LEATHER & LEATHER PRODUCTS.....	329.5	0.7
31 FURNS & MAN MADE FIBRES.....	308.7
32 FABRICS.....	..	1.0	..	477.7	64.3	0.3
33 OTHER TEXTILE PRODUCTS.....	..	4.8	0.8	393.1	7.3	3.6	..	5.6
34 HOSIERY & KNITTED WEAR.....	215.5	50.4
35 CLOTHING & ACCESSORIES.....	..	10.7	4.7	30.0	21.4	1012.4	..	0.2
36 LUMBER & TIMBER.....	780.9	..
37 VENEER & PLYWOOD.....	224.8	..
38 OTHER WOOD FABRICATED MATERIALS.....	449.7	23.1
39 FURNITURE & FIXTURES.....	..	1.5	1.3	1.3	9.1	445.3
40 PULP.....
41 NEWSPRINT & OTHER PAPER STOCK.....
42 PAPER PRODUCTS.....	..	35.1	0.6	6.1	2.5	..
43 PRINTING & PUBLISHING.....
44 ADVERTISING, PRINT MEDIA.....
45 IRON & STEEL PRODUCTS.....
46 ALUMINUM PRODUCTS.....	..	0.1
47 COPPER & COPPER ALLOY PRODUCTS.....
48 NICKEL PRODUCTS.....
49 OTHER NON FERROUS METAL PRODUCTS.....	0.2
50 BOILERS, TANKS & PLATES.....	..	0.1
51 FABRICATED STRUCTURAL METAL PROD.....	1.6
52 OTHER METAL FABRICATED PRODUCTS.....	..	4.4	..	1.6	3.4	3.6
53 AGRICULTURAL MACHINERY.....
54 OTHER INDUSTRIAL MACHINERY.....	..	2.3	..	2.1	0.8	..
55 MOTOR VEHICLES.....
56 MOTOR VEHICLE PARTS.....	..	7.8	..	1.3
57 OTHER TRANSPORT EQUIPMENT.....	..	4.5
58 APPLIANCES & RECEIVERS, HOUSEHOLD.....	..	1.7	1.0
59 OTHER ELECTRICAL PRODUCTS.....	..	0.7	18.4
60 CEMENT & CONCRETE PRODUCTS.....
61 OTHER NON-METALLIC MINERAL PROD.....	0.4
62 GASOLINE & FUEL OIL.....
63 OTHER PETROLEUM & COAL PROD.....
64 INDUSTRIAL CHEMICALS.....	..	7.3	..	2.8
65 FERTILIZERS.....
66 PHARMACEUTICALS.....
67 OTHER CHEMICAL PRODUCTS.....	..	5.5	0.4	2.6	..
68 SCIENTIFIC EQUIPMENT.....	..	2.0	..	0.7
69 OTHER MANUFACTURED PRODUCTS.....	..	27.7	1.2	8.8	2.8	0.8
70 RESIDENTIAL CONSTRUCTION.....
71 NON RESIDENTIAL CONSTRUCTION.....
72 REPAIR CONSTRUCTION.....
73 PIPELINE TRANSPORTATION.....
74 TRANSPORTATION & STORAGE.....	2.5	..
75 RADIO & TELEVISION BROADCASTING.....
76 TELEPHONE & TELEGRAPH.....
77 POSTAL SERVICES.....
78 ELECTRIC POWER.....	0.1	..
79 OTHER UTILITIES.....
80 WHOLESALE MARGINS.....	1.9	17.8	2.6	11.1	0.8	6.1	14.2	5.8
81 RETAIL MARGINS.....
82 IMPUTED RENT OWNER OC'D DWEL.....
83 OTHER FINANCE, INS. REAL ESTATE.....	0.1	0.3	0.2	2.9	0.5	0.6	2.0	0.3
84 BUSINESS SERVICES.....	0.2
85 EDUCATION SERVICES.....
86 HEALTH SERVICES.....
87 AMUSEMENT & RECREATION SERVICES.....
88 ACCOMMODATION & FOOD SERVICES.....	0.6	0.2	0.2	1.3	..	0.5	1.0	0.8
89 OTHER PERSONAL & MISC. SERVICES.....	..	0.5	0.8	19.6
90 TRANSPORTATION MARGINS.....
91 OPERATING, OFFICE, LAB. & FOOD.....
92 TRAVEL, ADVERTISING & PROMOTION.....
TOTAL.....	381.3	692.3	345.3	1261.7	312.7	1077.2	1519.0	537.6

NOTE: DETAIL MAY NOT ADD DUE TO ROUNDING AND SUPPRESSION OF CONFIDENTIAL COMMODITIES.

TABLE 41. MAKE (OUTPUT) MATRIX (AGGREGATION - M), 1965 (MILLIONS OF DOLLARS) - CONTINUED

NO.	COMMODITY AGGREGATION - M	PAPER & ALLIED INDUSTRIES	PRINTING & PUBLISHING	PRIMARY METAL INDUSTRIES	METAL FA- BRICATING INDUSTRIES	MACHINERY INDUSTRIES	TRANS. EQUIPMENT INDUSTRIES	ELECTRICAL PRODUCTS INDUSTRIES	NON-METAL MINERAL PROD. IND.
1	GRAINS.....	--	--	--	--	--	--	--	--
2	LIVE ANIMALS.....	--	--	--	--	--	--	--	--
3	OTHER AGRICULTURAL PRODUCTS.....	--	--	--	--	--	--	--	--
4	FORESTRY PRODUCTS.....	--	--	--	--	--	--	--	--
5	FISH LANDINGS.....	--	--	--	--	--	--	--	--
6	HUNTING & TRAPPING PRODUCTS.....	--	--	--	--	--	--	--	--
7	IRON ORES & CONCENTRATES.....	--	--	15.8	--	--	--	--	--
8	OTHER METAL ORES & CONCENTRATES.....	--	--	82.8	--	--	--	--	--
9	COAL.....	--	--	--	--	--	--	--	--
10	CRUDE MINERAL OILS.....	--	--	--	--	--	--	--	--
11	NATURAL GAS.....	--	--	--	--	--	--	--	--
12	NON-METALLIC MINERALS.....	--	--	0.3	--	0.2	--	--	9.4
13	SERVICES INCIDENTAL TO MINING.....	--	--	--	--	--	--	--	--
14	MEAT PRODUCTS.....	--	--	--	--	--	--	--	--
15	DAIRY PRODUCTS.....	--	--	--	--	--	--	--	--
16	FISH PRODUCTS.....	--	--	--	--	--	--	--	--
17	FRUITS & VEGETABLES PREPARATIONS.....	--	--	--	--	--	--	--	--
18	FEEDS.....	--	--	--	--	--	--	--	--
19	FLOUR, WHEAT, MEAL & OTHER CEREALS.....	--	--	--	--	--	--	--	--
20	BREAKFAST CEREAL & BAKERY PROD.....	--	--	--	--	--	--	--	--
21	SUGAR.....	--	--	--	--	--	--	--	--
22	MISC. FOOD PRODUCTS.....	--	--	--	--	--	--	--	--
23	SOFT DRINKS.....	--	--	--	--	--	--	--	--
24	ALCOHOLIC BEVERAGES.....	--	--	--	--	--	--	--	--
25	TOBACCO PROCESSED UNMANUFACTURED.....	--	--	--	--	--	--	--	--
26	CIGARETTES & TOBACCO MFG.....	--	--	--	--	--	--	--	--
27	FIBRES & TUBES.....	--	--	--	--	--	--	--	--
28	OTHER RUBBER PRODUCTS.....	--	--	--	--	--	--	0.2	--
29	PLASTIC FABRICATED PRODUCTS.....	11.4	--	--	5.0	--	11.9	--	1.6
30	LEATHER & LEATHER PRODUCTS.....	--	--	--	--	--	--	--	--
31	YARNS & MAN MADE FIBRES.....	--	--	--	--	--	--	--	--
32	FABRICS.....	--	0.5	--	--	--	--	--	--
33	OTHER TEXTILE PRODUCTS.....	1.8	--	--	--	--	--	--	--
34	HOSIERY & KNITTED WEAR.....	--	--	--	--	--	--	--	--
35	CLOTHING & ACCESSORIES.....	--	--	--	--	--	--	--	--
36	LUMBER & TIMBER.....	--	--	--	--	--	--	--	--
37	VENEER & PLYWOOD.....	--	--	--	--	--	--	--	--
38	OTHER WOOD FABRICATED MATERIALS.....	12.1	--	--	1.1	--	--	0.2	0.7
39	FURNITURE & FIXTURES.....	--	--	--	16.6	4.1	0.7	4.8	--
40	PULP.....	590.0	--	--	--	--	--	--	--
41	NEWSPRINT & OTHER PAPER STOCK.....	1490.7	2.7	0.3	--	--	--	--	--
42	PAPER PRODUCTS.....	715.3	27.4	--	12.5	--	--	--	--
43	PRINTING & PUBLISHING.....	21.1	731.1	0.7	--	0.8	--	--	--
44	ADVERTISING, PRINT MEDIA.....	--	322.6	--	--	--	--	--	--
45	IRON & STEEL PRODUCTS.....	--	--	1475.9	116.6	16.5	8.1	--	--
46	ALUMINUM PRODUCTS.....	--	--	542.8	5.0	--	--	--	--
47	COPPER & COPPER ALLOY PRODUCTS.....	--	--	552.8	8.3	--	--	--	--
48	NICKEL PRODUCTS.....	--	--	405.7	3.6	--	--	--	--
49	OTHER NON-FERROUS METAL PRODUCTS.....	--	--	377.5	22.9	6.3	3.3	8.7	--
50	BOILERS, TANKS & PLATES.....	--	--	--	168.4	7.8	--	--	--
51	FABRICATED STRUCTURAL METAL PROD.....	0.3	--	82.5	527.2	11.7	6.3	2.8	2.0
52	OTHER METAL FABRICATED PRODUCTS.....	--	--	33.2	1283.8	36.0	38.8	56.4	--
53	AGRICULTURAL MACHINERY.....	--	--	0.9	4.7	254.3	1.1	--	--
54	OTHER INDUSTRIAL MACHINERY.....	8.3	1.7	26.1	669.5	838.3	57.0	28.9	1.0
55	MOTOR VEHICLES.....	--	--	--	3.4	7.8	2045.7	--	--
56	MOTOR VEHICLE PARTS.....	--	--	--	38.3	0.3	890.8	9.7	--
57	OTHER TRANSPORT EQUIPMENT.....	--	--	--	28.9	35.2	771.4	--	--
58	APPLIANCES & RECEIVERS, HOUSEHOLD.....	--	--	--	10.8	12.6	--	484.9	--
59	OTHER ELECTRICAL PRODUCTS.....	--	--	4.1	15.3	44.3	38.1	1249.2	4.8
60	CEMENT & CONCRETE PRODUCTS.....	0.2	--	--	--	--	--	--	547.9
61	OTHER NON-METALLIC MINERAL PROD.....	2.4	--	--	4.6	--	--	--	463.8
62	GASOLINE & FUEL OIL.....	--	--	--	--	--	--	--	--
63	OTHER PETROLEUM & COAL PROD.....	6.4	--	12.6	--	--	--	--	--
64	INDUSTRIAL CHEMICALS.....	8.1	--	20.6	--	--	--	--	--
65	FERTILIZERS.....	--	--	--	--	--	--	--	--
66	PHARMACEUTICALS.....	--	--	--	--	--	--	--	--
67	OTHER CHEMICAL PRODUCTS.....	1.2	--	2.4	5.7	--	--	--	5.4
68	SCIENTIFIC EQUIPMENT.....	--	--	--	2.6	2.6	--	43.1	--
69	OTHER MANUFACTURED PRODUCTS.....	7.6	--	--	16.0	--	--	0.9	--
70	RESIDENTIAL CONSTRUCTION.....	--	--	--	--	--	--	--	--
71	NON-RESIDENTIAL CONSTRUCTION.....	--	--	--	--	--	--	--	--
72	REPAIR CONSTRUCTION.....	--	--	--	--	--	--	--	--
73	PIPELINE TRANSPORTATION.....	--	--	--	--	--	--	--	--
74	TRANSPORTATION & STORAGE.....	--	--	--	--	--	--	--	--
75	RADIO & TELEVISION BROADCASTING.....	--	--	--	--	--	--	--	--
76	TELEPHONE & TELEGRAPH.....	--	--	--	--	--	--	--	--
77	POSTAL SERVICES.....	--	--	--	--	--	--	--	--
78	ELECTRIC POWER.....	3.1	--	15.1	--	--	0.9	--	--
79	OTHER UTILITIES.....	--	--	--	--	--	--	--	--
80	WHOLESALE MARGINS.....	11.8	13.8	11.2	51.9	63.0	149.4	98.8	16.3
81	RETAIL MARGINS.....	--	--	--	--	--	--	--	--
82	IMPUTED RENT OWNER OCPD, DWEL.....	--	--	--	--	--	--	--	--
83	OTHER FINANCE, INS. REAL ESTATE.....	0.8	3.4	0.5	2.7	2.1	2.4	1.2	1.5
84	BUSINESS SERVICES.....	--	2.3	--	--	86.5	11.1	1.4	--
85	EDUCATION SERVICES.....	--	--	--	--	--	--	--	--
86	HEALTH SERVICES.....	--	--	--	--	--	--	--	--
87	AMUSEMENT & RECREATION SERVICES.....	--	--	--	--	--	--	--	--
88	ACCOMMODATION & FOOD SERVICES.....	3.1	0.8	1.3	2.9	1.6	4.3	3.0	1.5
89	OTHER PERSONAL & MISC. SERVICES.....	0.7	1.1	--	45.8	28.8	15.3	48.2	3.6
90	TRANSPORTATION MARGINS.....	--	--	--	--	--	--	--	--
91	OPERATING, OFFICE LAB & FOOD.....	--	--	--	--	--	--	--	--
92	TRAVEL, ADVERTISING & PROMOTION.....	--	--	--	--	--	--	--	--
TOTAL.....		2926.2	1108.7	3688.8	2577.0	1461.9	4059.1	2876.8	1073.5

NOTE: DETAIL MAY NOT ADD DUE TO ROUNDING AND SUPPRESSION OF CONFIDENTIAL COMMODITIES.

TABLE 41. MAKE (OUTPUT) MATRIX (AGGREGATION - M), 1965 (MILLIONS OF DOLLARS) - CONTINUED

NO.	COMMODITY AGGREGATION - M	PETROLEUM & COAL PROD. IND	CHEMICAL & CHEMICAL PROD. IND	MISC MANUFAC- TURING	CONSTR. INDUSTRY	TRANS & STORAGE	COMMUNI- CATION	ELEC POWER GAS, OTHER UTILITIES	WHOLESALE TRADE
1	GRAINS.....
2	LIVE ANIMALS.....
3	OTHER AGRICULTURAL PRODUCTS.....
4	FORESTRY PRODUCTS.....	0.9	..
5	FISH LANDINGS.....
6	HUNTING & TRAPPING PRODUCTS.....
7	IRON ORES & CONCENTRATES.....	..	1.2
8	OTHER METAL ORES & CONCENTRATES.....	5.5
9	COAL.....
10	CRUDE MINERAL OILS.....
11	NATURAL GAS.....
12	NON-METALLIC MINERALS.....	..	2.0
13	SERVICES INCIDENTAL TO MINING.....
14	MEAT PRODUCTS.....
15	DAIRY PRODUCTS.....	12.2
16	FISH PRODUCTS.....	0.5
17	FRUITS & VEGETABLES PREPARATIONS.....	1.7
18	FEEDS.....	3.0
19	FLOUR, WHEAT, MEAL & OTHER CEREALS.....
20	BREAKFAST CEREAL & BAKERY PROD.....	10.1
21	SUGAR.....
22	MISC FOOD PRODUCTS.....	..	4.2
23	SOFT DRINKS.....
24	ALCOHOLIC BEVERAGES.....
25	TOBACCO PROCESSED UNMANUFACTURED.....
26	CIGARETTES & TOBACCO MFG.....
27	TIRES & TUBES.....	2.3
28	OTHER RUBBER PRODUCTS.....	4.2	0.2
29	PLASTIC FABRICATED PRODUCTS.....	..	5.0	7.6
30	LEATHER & LEATHER PRODUCTS.....	0.3	0.5
31	YARNS & MAN MADE FIBRES.....
32	FABRICS.....	1.1	0.4
33	OTHER TEXTILE PRODUCTS.....	1.2	3.7
34	HOSIERY & KNITTED WEAR.....	0.1
35	CLOTHING & ACCESSORIES.....	1.4	0.6
36	LUMBER & TIMBER.....	-0.7
37	VENEER & PLYWOOD.....
38	OTHER WOOD FABRICATED MATERIALS.....	..	1.1	0.5	1.1
39	FURNITURE & FIXTURES.....	2.4	2.5
40	PULP.....
41	NEWSPRINT & OTHER PAPER STOCK.....	..	0.9	1.8	0.1
42	PAPER PRODUCTS.....	..	0.9	39.4	5.7
43	PRINTING & PUBLISHING.....	..	1.2	1.0
44	ADVERTISING PRINT MEDIA.....
45	IRON & STEEL PRODUCTS.....
46	ALUMINUM PRODUCTS.....
47	COPPER & COPPER ALLOY PRODUCTS.....
48	NICKEL PRODUCTS.....
49	OTHER NON-FERROUS METAL PRODUCTS.....	..	3.9	8.8
50	BOILERS, TANKS & PLATES.....
51	FABRICATED STRUCTURAL METAL PROD.....	1.9	0.3
52	OTHER METAL FABRICATED PRODUCTS.....	..	2.0	5.4	6.0
53	AGRICULTURAL MACHINERY.....
54	OTHER INDUSTRIAL MACHINERY.....	..	2.6	10.6
55	MOTOR VEHICLES.....
56	MOTOR VEHICLE PARTS.....	3.2
57	OTHER TRANSPORT EQUIPMENT.....	2.6	..	15.8	0.2
58	APPLIANCES & RECEIVERS, HOUSEHOLD.....	3.3
59	OTHER ELECTRICAL PRODUCTS.....	19.6	58.2	..	0.7
60	CEMENT & CONCRETE PRODUCTS.....
61	OTHER NON-METALLIC MINERAL PROD.....	0.1	2.1
62	GASOLINE & FUEL OIL.....	1237.2
63	OTHER PETROLEUM & COAL PROD.....	193.5	0.7	..
64	INDUSTRIAL CHEMICALS.....	1.6	804.9
65	FERTILIZERS.....	..	87.9	0.2
66	PHARMACEUTICALS.....	..	228.0
67	OTHER CHEMICAL PRODUCTS.....	1.1	770.4	6.2	11.1
68	SCIENTIFIC EQUIPMENT.....	234.3	0.7
69	OTHER MANUFACTURED PRODUCTS.....	0.3	7.4	357.5	14.8
70	RESIDENTIAL CONSTRUCTION.....	2218.3
71	NON-RESIDENTIAL CONSTRUCTION.....	5839.4
72	REPAIR CONSTRUCTION.....	1798.3
73	PIPELINE, TRANSPORTATION.....	278.9
74	TRANSPORTATION & STORAGE.....	4315.1
75	RADIO & TELEVISION BROADCASTING.....	180.5
76	TELEPHONE & TELEGRAPH.....	991.4
77	POSTAL SERVICES.....	272.9
78	ELECTRIC POWER.....	0.1	7.4	..	1094.9	..
79	OTHER UTILITIES.....	..	0.2	227.4	..
80	WHOLESALE MARGINS.....	6.2	80.1	32.4	..	5.6	3295.7
81	RETAIL MARGINS.....	6.2	..	10.6	..
82	IMPUTED RENT OWNER OCPO, DWEL.....
83	OTHER FINANCIALS, REAL ESTATE.....	26.7	2.9	0.5	31.8	13.3	0.6	1.0	22.8
84	BUSINESS SERVICES.....	1.8	7.3	3.7	..	3.3	36.9
85	EDUCATION SERVICES.....
86	HEALTH SERVICES.....
87	AMUSEMENT & RECREATION SERVICES.....	1.5
88	ACCOMMODATION & FOOD SERVICES.....	0.5	2.1	1.2	..	19.0	..	4.3	..
89	OTHER PERSONAL & MISC SERVICES.....	..	0.2	20.8	40.4	25.7	3.2	14.4	248.5
90	TRANSPORTATION MARGINS.....
91	OPERATING, OFFICE, LAB, & FOOD.....
92	TRAVEL, ADVERTISING & PROMOTION.....
TOTAL.....		1469.4	2086.3	780.5	9928.2	4690.3	1545.2	1354.2	3638.5

NOTE: DETAIL MAY NOT ADD DUE TO ROUNDING AND SUPPRESSION OF CONFIDENTIAL COMMODITIES.

TABLE 41. MAKE (OUTPUT) MATRIX (AGGREGATION - M), 1965 (MILLIONS OF DOLLARS) - CONTINUED

NO.	COMMODITY AGGREGATION - M	RETAIL TRADE	OWNER OCCUPIED DWELLINGS	FINANCE, INS. & REAL ESTATE	EDUCATION & HEALTH SERVICES	AMUSEMENT & RECREATION SERVICES	SERVICE TO BUSINESS MANAGEMENT	ACCOMMODATION, FOOD SERVICES	PERSONAL & MISC. SERVICES
1	GRAINS.....
2	LIVE ANIMALS.....
3	OTHER AGRICULTURAL PRODUCTS.....	2.6
4	FORESTRY PRODUCTS.....
5	FISH LANDINGS.....
6	HUNTING & TRAPPING PRODUCTS.....
7	IRON ORES & CONCENTRATES.....
8	OTHER METAL ORES & CONCENTRATES.....
9	COAL.....
10	CRUDE MINERAL OILS.....
11	NATURAL GAS.....
12	NON-METALLIC MINERALS.....
13	SERVICES INCIDENTAL TO MINING.....
14	MEAT PRODUCTS.....	229.6
15	DAIRY PRODUCTS.....
16	FISH PRODUCTS.....
17	FRUITS & VEGETABLES PREPARATIONS.....
18	FEEDS.....
19	FLOUR, WHEAT, MEAL & OTHER CEREALS.....
20	BREAKFAST CEREAL & BAKERY PROD.....
21	SUGAR.....
22	MISC. FOOD PRODUCTS.....	5.2
23	SOFT DRINKS.....
24	ALCOHOLIC BEVERAGES.....
25	TOBACCO PROCESSED UNMANUFACTURED.....
26	CIGARETTES & TOBACCO MFG.....
27	TIRES & TUBES.....
28	OTHER RUBBER PRODUCTS.....
29	PLASTIC FABRICATED PRODUCTS.....
30	LEATHER & LEATHER PRODUCTS.....
31	YARNS & MAN MADE FIBRES.....
32	FABRICS.....
33	OTHER TEXTILE PRODUCTS.....	1.8
34	HOSIERY & KNITTED WEAR.....
35	CLOTHING & ACCESSORIES.....	0.3
36	LUMBER & TIMBER.....
37	VENEER & PLYWOOD.....
38	OTHER WOOD FABRICATED MATERIALS.....
39	FURNITURE & FIXTURES.....
40	PULP.....
41	NEWSPRINT & OTHER PAPER STOCK.....
42	PAPER PRODUCTS.....
43	PRINTING & PUBLISHING.....
44	ADVERTISING, PRINT MEDIA.....
45	IRON & STEEL PRODUCTS.....
46	ALUMINUM PRODUCTS.....
47	COPPER & COPPER ALLOY PRODUCTS.....
48	NICKEL PRODUCTS.....
49	OTHER NON FERROUS METAL PRODUCTS.....
50	BOILERS, TANKS & PLATES.....
51	FABRICATED STRUCTURAL METAL PROD.....
52	OTHER METAL FABRICATED PRODUCTS.....
53	AGRICULTURAL MACHINERY.....
54	OTHER INDUSTRIAL MACHINERY.....
55	MOTOR VEHICLES.....
56	MOTOR VEHICLE PARTS.....
57	OTHER TRANSPORT EQUIPMENT.....
58	APPLIANCES & RECEIVERS HOUSEHOLD.....
59	OTHER ELECTRICAL PRODUCTS.....
60	CEMENT & CONCRETE PRODUCTS.....
61	OTHER NON-METALLIC MINERAL PROD.....
62	GASOLINE & FUEL OIL.....
63	OTHER PETROLEUM & COAL PROD.....
64	INDUSTRIAL CHEMICALS.....
65	FERTILIZERS.....
66	PHARMACEUTICALS.....
67	OTHER CHEMICAL PRODUCTS.....
68	SCIENTIFIC EQUIPMENT.....
69	OTHER MANUFACTURED PRODUCTS.....
70	RESIDENTIAL CONSTRUCTION.....
71	NON-RESIDENTIAL CONSTRUCTION.....
72	REPAIR CONSTRUCTION.....
73	PIPELINE TRANSPORTATION.....
74	TRANSPORTATION & STORAGE.....	11.1
75	RADIO & TELEVISION BROADCASTING.....
76	TELEPHONE & TELEGRAPH.....
77	POSTAL SERVICES.....
78	ELECTRIC POWER.....
79	OTHER UTILITIES.....	4.0
80	WHOLESALE MARGINS.....
81	RETAIL MARGINS.....	4363.6	6.5	13.7	22.7	5.2
82	IMPLIED RENT OWNER OCCUP. DWEL.....	..	3111.8
83	OTHER FINANCE, INS. REAL ESTATE.....	23.2	..	5820.2	..	9.3	20.2	27.2	3.2
84	BUSINESS SERVICES.....	0.2	1198.3
85	EDUCATION SERVICES.....	119.3
86	HEALTH SERVICES.....	768.9
87	AMUSEMENT & RECREATION SERVICES.....	343.4
88	ACCOMMODATION & FOOD SERVICES.....	98.6	18.0	0.5	2041.0	0.5
89	OTHER PERSONAL & MISC. SERVICES.....	678.6	..	29.1	301.4	3.9	840.2
90	TRANSPORTATION MARGINS.....
91	OPERATING, OFFICE, LAB. & FOOD.....
92	TRAVEL, ADVERTISING & PROMOTION.....
	TOTAL.....	5414.6	3111.8	5849.3	988.2	377.5	1534.0	2094.9	853.1

NOTE: DETAIL MAY NOT ADD DUE TO ROUNDING AND SUPPRESSION OF CONFIDENTIAL COMMODITIES.

TABLE 41. MAKE (OUTPUT) MATRIX (AGGREGATION - M), 1965 (MILLIONS OF DOLLARS) - CONCLUDED

NO.	COMMODITY AGGREGATION - M	TRANS MARGINS	OPERATING OFFICE LAB & FOOD	TRAVEL PROMOTION, ADVTG.	TOTAL INDUSTRIES
1	GRAINS.....	1113.5
2	LIVE ANIMALS.....	1342.7
3	OTHER AGRICULTURAL PRODUCTS.....	1475.5
4	FORESTRY PRODUCTS.....	1016.3
5	FISH LANDINGS.....	161.0
6	HUNTING & TRAPPING PRODUCTS.....	12.3
7	IRON ORES & CONCENTRATES.....	375.3
8	OTHER METAL ORES & CONCENTRATES.....	1195.0
9	COAL.....	48.3
10	CRUDE MINERAL OILS.....	788.0
11	NATURAL GAS.....	147.4
12	NON-METALLIC MINERALS.....	366.7
13	SERVICES INCIDENTAL TO MINING.....	255.3
14	MEAT PRODUCTS.....	1963.4
15	DAIRY PRODUCTS.....	1078.5
16	FISH PRODUCTS.....	269.0
17	FRUITS & VEGETABLES PREPARATIONS.....	467.0
18	FEEDS.....	492.5
19	FLOUR, WHEAT MEAL & OTHER CEREALS.....	206.8
20	BREAKFAST CEREAL & BAKERY PROD.....	613.8
21	SUGAR.....	141.1
22	MISC. FOOD PRODUCTS.....	737.3
23	SOFT DRINKS.....	231.2
24	ALCOHOLIC BEVERAGES.....	539.3
25	TOBACCO PROCESSED UNMANUFACTURED.....	96.5
26	CIGARETTES & TOBACCO MFG.....	280.1
27	TIRES & TUBES.....	229.4
28	OTHER RUBBER PRODUCTS.....	169.5
29	PLASTIC FABRICATED PRODUCTS.....	207.6
30	LEATHER & LEATHER PRODUCTS.....	341.9
31	YARNS & MAN MADE FIBRES.....	319.9
32	FABRICS.....	545.7
33	OTHER TEXTILE PRODUCTS.....	429.0
34	HOSIERY & KNITTED WEAR.....	266.8
35	CLOTHING & ACCESSORIES.....	1081.8
36	LUMBER & TIMBER.....	801.2
37	VENEER & PLYWOOD.....	225.2
38	OTHER WOOD FABRICATED MATERIALS.....	489.9
39	FURNITURE & FIXTURES.....	490.7
40	PULP.....	590.1
41	NEWSPRINT & OTHER PAPER STOCK.....	1504.4
42	PAPER PRODUCTS.....	849.1
43	PRINTING & PUBLISHING.....	757.7
44	ADVERTISING, PRINT MEDIA.....	322.6
45	IRON & STEEL PRODUCTS.....	1619.4
46	ALUMINUM PRODUCTS.....	553.9
47	COPPER & COPPER ALLOY PRODUCTS.....	565.2
48	NICKEL PRODUCTS.....	409.7
49	OTHER NON-FERROUS METAL PRODUCTS.....	432.6
50	BOILERS, TANKS & PLATES.....	181.2
51	FABRICATED STRUCTURAL METAL PROD.....	637.0
52	OTHER METAL FABRICATED PRODUCTS.....	1477.3
53	AGRICULTURAL MACHINERY.....	264.4
54	OTHER INDUSTRIAL MACHINERY.....	1161.5
55	MOTOR VEHICLES.....	2061.8
56	MOTOR VEHICLE PARTS.....	968.1
57	OTHER TRANSPORT EQUIPMENT.....	870.4
58	APPLIANCES & RECEIVERS, HOUSEHOLD.....	517.9
59	OTHER ELECTRICAL PRODUCTS.....	1453.9
60	CEMENT & CONCRETE PRODUCTS.....	550.3
61	OTHER NON-METALLIC MINERAL PROD.....	486.3
62	GASOLINE & FUEL OIL.....	1237.8
63	OTHER PETROLEUM & COAL PROD.....	269.3
64	INDUSTRIAL CHEMICALS.....	854.7
65	FERTILIZERS.....	146.4
66	PHARMACEUTICALS.....	234.4
67	OTHER CHEMICAL PRODUCTS.....	841.7
68	SCIENTIFIC EQUIPMENT.....	292.5
69	OTHER MANUFACTURED PRODUCTS.....	459.9
70	RESIDENTIAL CONSTRUCTION.....	2218.3
71	NON-RESIDENTIAL CONSTRUCTION.....	5839.4
72	REPAIR CONSTRUCTION.....	1798.3
73	PIPELINE TRANSPORTATION.....	278.9
74	TRANSPORTATION & STORAGE.....	4341.2
75	RADIO & TELEVISION BROADCASTING.....	180.5
76	TELEPHONE & TELEGRAPH.....	991.4
77	POSTAL SERVICES.....	272.9
78	ELECTRIC POWER.....	1122.8
79	OTHER UTILITIES.....	233.5
80	WHOLESALE MARGINS.....	4012.8
81	RETAIL MARGINS.....	4428.6
82	IMPUTED RENT OWNER OCUP. DWEL.....	3111.8
83	OTHER FINANCE, INS., REAL ESTATE.....	6069.3
84	BUSINESS SERVICES.....	1353.1
85	EDUCATION SERVICES.....	119.3
86	HEALTH SERVICES.....	868.9
87	AMUSEMENT & RECREATION SERVICES.....	144.9
88	ACCOMMODATION & FOOD SERVICES.....	2240.9
89	OTHER PERSONAL & MISC. SERVICES.....	2380.1
90	TRANSPORTATION MARGINS.....	2086.6	2086.6
91	OPERATING, OFFICE, LAB. & FOOD.....	..	4016.0	..	4016.0
92	TRAVEL, ADVERTISING & PROMOTION.....	2013.0	2013.0
	TOTAL.....	2086.6	4016.0	2013.0	93910.4

NOTE: DETAIL MAY NOT ADD DUE TO ROUNDING AND SUPPRESSION OF CONFIDENTIAL COMMODITIES.

TABLE 42. USE (INPUT) MATRIX (AGGREGATION - M), 1965 (MILLIONS OF DOLLARS)

NO.	COMMODITY AGGREGATION - M	AGRICUL- TURE	FOREST- RY	FISHING, HUNTING & TRAPPING	METAL MINES	MINERAL FUELS	NON-METAL MINES & QUARRIES	SERVICES INCIDENTAL TO MINING	FOOD & BEVERAGE INDUSTRIES
1	GRAINS.....	43.7	--	--	--	--	--	--	281.5
2	LIVE ANIMALS.....	36.0	--	--	--	--	--	--	939.0
3	OTHER AGRICULTURAL PRODUCTS.....	97.5	0.8	--	--	--	--	--	734.9
4	FORESTRY PRODUCTS.....	0.3	71.4	--	--	--	0.1	--	0.3
5	FISH LANDINGS.....	--	--	2.3	--	--	--	--	117.0
6	HUNTING & TRAPPING PRODUCTS.....	--	--	--	--	--	--	--	--
7	IRON ORES & CONCENTRATES.....	--	--	--	--	--	--	--	--
8	OTHER METAL ORES & CONCENTRATES.....	--	--	--	7.6	--	--	--	--
9	COAL.....	0.7	0.2	--	0.9	0.6	1.1	--	2.7
10	CRUDE MINERAL OILS.....	--	--	--	--	--	--	--	--
11	NATURAL GAS.....	0.7	--	--	0.2	0.5	0.7	--	2.7
12	NON-METALLIC MINERALS.....	4.1	--	0.8	5.8	0.2	2.6	1.1	4.2
13	SERVICES INCIDENTAL TO MINING.....	--	--	--	44.0	37.9	5.0	0.3	--
14	MEAT PRODUCTS.....	0.4	--	--	--	--	--	--	318.4
15	DAIRY PRODUCTS.....	--	--	--	--	--	--	--	146.8
16	FISH PRODUCTS.....	--	--	--	--	--	--	--	19.9
17	FRUITS & VEGETABLES PREPARATIONS.....	--	--	--	--	--	--	--	55.6
18	FEEDS.....	333.3	4.2	--	--	--	--	--	93.4
19	FLOUR, WHEAT MEAL & OTHER CEREALS.....	--	--	--	--	0.3	--	--	95.6
20	BREAKFAST CEREAL & BAKERY PROD.....	--	--	--	--	--	--	--	1.6
21	SUGAR.....	--	--	--	--	--	--	--	73.3
22	MISC. FOOD PRODUCTS.....	--	--	--	--	--	--	--	219.5
23	SOFT DRINKS.....	--	--	--	--	--	--	--	22.0
24	ALCOHOLIC BEVERAGES.....	--	--	--	--	--	--	--	9.3
25	TOBACCO PROCESSED UNMANUFACTURED.....	--	--	--	--	--	--	--	--
26	CIGARETTES & TOBACCO MFG.....	--	--	--	--	--	--	--	--
27	TIRES & TUBES.....	9.4	--	--	--	--	--	--	--
28	OTHER RUBBER PRODUCTS.....	--	--	--	--	--	--	--	--
29	PLASTIC FABRICATED PRODUCTS.....	--	--	--	--	--	--	--	19.8
30	LEATHER & LEATHER PRODUCTS.....	--	--	--	--	--	--	--	--
31	YARNS & MAN MADE FIBRES.....	--	--	0.3	--	--	--	--	0.2
32	FABRICS.....	--	--	--	--	--	--	--	0.9
33	OTHER TEXTILE PRODUCTS.....	16.7	2.4	5.2	0.5	--	2.7	--	13.1
34	HOSIERY & KNITTED WEAR.....	--	--	--	--	--	--	--	--
35	CLOTHING & ACCESSORIES.....	--	--	--	--	--	--	--	--
36	LUMBER & TIMBER.....	0.2	--	2.0	--	--	--	--	--
37	VENER & PLYWOOD.....	--	--	--	--	--	--	--	--
38	OTHER WOOD FABRICATED MATERIALS.....	3.2	0.4	--	--	--	1.0	--	7.5
39	FURNITURE & FIXTURES.....	--	--	--	--	--	--	--	--
40	PULP.....	--	--	--	--	--	--	--	--
41	NEWSPRINT & OTHER PAPER STOCK.....	--	--	--	--	--	--	--	15.4
42	PAPER PRODUCTS.....	2.9	--	--	0.1	--	9.1	--	200.3
43	PRINTING & PUBLISHING.....	--	--	--	--	--	0.1	--	8.5
44	ADVERTISING, PRINT MEDIA.....	--	--	--	--	--	--	--	--
45	IRON & STEEL PRODUCTS.....	--	--	--	14.5	0.3	0.6	3.9	2.5
46	ALUMINUM PRODUCTS.....	--	--	--	--	--	--	--	--
47	COPPER & COPPER ALLOY PRODUCTS.....	--	--	--	--	--	--	--	--
48	NICKEL PRODUCTS.....	--	--	--	--	--	--	--	--
49	OTHER NON FERROUS METAL PRODUCTS.....	--	--	--	0.4	--	--	--	--
50	BOILERS, TANKS & PLATES.....	--	--	--	--	--	--	--	--
51	FABRICATED STRUCTURAL METAL PROD.....	--	--	--	0.6	0.3	--	--	--
52	OTHER METAL FABRICATED PRODUCTS.....	10.9	6.3	0.7	2.2	0.6	--	--	116.4
53	AGRICULTURAL MACHINERY.....	39.3	--	--	--	--	--	--	--
54	OTHER INDUSTRIAL MACHINERY.....	--	4.1	2.3	17.4	4.7	4.7	8.5	--
55	MOTOR VEHICLES.....	--	--	--	--	--	--	--	--
56	MOTOR VEHICLE PARTS.....	--	--	--	--	--	--	--	--
57	OTHER TRANSPORT EQUIPMENT.....	0.8	1.9	8.9	1.9	0.3	--	--	--
58	APPLIANCES & RECEIVERS, HOUSEHOLD.....	--	--	--	--	--	--	--	--
59	OTHER ELECTRICAL PRODUCTS.....	--	--	5.5	--	--	--	2.4	--
60	CEMENT & CONCRETE PRODUCTS.....	--	--	--	--	--	--	--	--
61	OTHER NON-METALLIC MINERAL PROD.....	0.1	0.1	0.3	1.8	--	0.2	--	53.5
62	GASOLINE & FUEL OIL.....	138.6	19.4	6.5	11.0	1.8	6.5	3.7	22.3
63	OTHER PETROLEUM & COAL PROD.....	26.3	1.0	1.2	2.5	1.0	2.6	1.8	4.8
64	INDUSTRIAL CHEMICALS.....	50.4	0.2	0.2	10.8	3.1	1.6	0.1	32.9
65	FERTILIZERS.....	76.4	--	--	--	--	--	--	--
66	PHARMACEUTICALS.....	11.9	--	--	--	--	--	--	9.2
67	OTHER CHEMICAL PRODUCTS.....	30.9	1.2	0.2	26.2	0.8	6.4	0.9	41.7
68	SCIENTIFIC EQUIPMENT.....	--	--	--	--	--	--	--	--
69	OTHER MANUFACTURED PRODUCTS.....	--	--	1.9	--	--	--	--	1.4
70	RESIDENTIAL CONSTRUCTION.....	--	--	--	--	--	--	--	--
71	NON-RESIDENTIAL CONSTRUCTION.....	--	--	--	--	--	--	--	--
72	REPAIR CONSTRUCTION.....	81.6	72.2	0.5	21.9	25.5	3.6	0.1	16.8
73	PIPELINE TRANSPORTATION.....	0.8	--	--	0.1	0.4	0.7	--	2.8
74	TRANSPORTATION & STORAGE.....	12.7	99.9	1.8	15.4	2.8	4.4	8.3	52.2
75	RADIO & TELEVISION BROADCASTING.....	--	--	--	--	--	--	--	--
76	TELEPHONE & TELEGRAPH.....	9.2	2.7	0.3	2.2	2.9	1.0	1.4	17.1
77	POSTAL SERVICES.....	1.6	0.4	--	0.2	0.5	0.1	0.1	3.0
78	ELECTRIC POWER.....	33.8	1.8	0.1	34.9	16.8	8.6	2.3	24.7
79	OTHER UTILITIES.....	2.3	--	--	1.2	1.5	1.3	--	10.1
80	WHOLESALE MARGINS.....	101.0	8.2	3.7	16.4	3.1	6.2	4.8	156.8
81	RETAIL MARGINS.....	24.1	1.4	1.0	1.6	0.3	1.0	0.7	8.3
82	IMPUTED RENT OWNER OCUP. DWEL.....	--	--	--	--	--	--	--	--
83	OTHER FINANCE, INS. REAL ESTATE.....	163.5	88.8	1.9	42.3	206.7	11.2	9.6	58.5
84	BUSINESS SERVICES.....	4.3	4.4	0.3	20.7	47.1	4.1	2.2	39.5
85	EDUCATION SERVICES.....	--	--	--	--	--	--	--	--
86	HEALTH SERVICES.....	--	--	--	--	--	--	--	--
87	AMUSEMENT & RECREATION SERVICES.....	--	--	--	--	--	--	--	--
88	ACCOMMODATION & FOOD SERVICES.....	--	--	--	--	--	--	--	--
89	OTHER PERSONAL & MISC. SERVICES.....	6.4	26.5	1.6	4.2	2.7	5.7	1.2	22.7
90	TRANSPORTATION MARGINS.....	66.2	2.2	1.5	7.2	0.8	3.0	1.4	154.8
91	OPERATING, OFFICE, LAB. & FOOD.....	156.8	120.3	2.3	131.8	28.9	38.8	32.1	143.9
92	TRAVEL, ADVERTISING & PROMOTION.....	0.2	6.6	--	3.8	7.1	2.4	5.9	254.2
93	NON-COMPETING IMPORTS.....	--	--	--	--	--	--	--	144.5
94	UNALLOCATED IMPORTS & EXPORTS.....	--	--	--	--	--	--	--	--
95	INDIRECT TAXES.....	133.5	26.8	2.8	20.3	49.3	12.5	3.0	80.4
96	SUBSIDIES.....	81.6	--	-0.4	-15.0	-25.4	--	--	-54.2
97	WAGES & SALARIES.....	267.8	356.5	38.4	340.5	137.5	93.4	108.4	986.6
98	SUPPLEMENTARY LABOUR INCOME.....	1.0	17.2	0.8	23.9	7.2	5.5	5.4	45.8
99	NET INCOME, INC. BUSINESS.....	1386.9	33.0	47.4	1.2	0.1	3.3	2.3	24.5
100	OTHER OPERATING SURPLUS.....	689.2	97.6	31.3	679.9	487.9	153.2	29.1	709.6
TOTAL.....		7996.0	1024.9	173.9	1503.3	1056.3	405.1	241.1	6591.3

NOTE: DETAIL MAY NOT ADD DUE TO ROUNDING

TABLE 42. USE (INPUT) MATRIX (AGGREGATION - MY 1965 (MILLIONS OF DOLLARS) - CONTINUED

COMMODITY AGGREGATION - M	TOBACCO PRODUCTS INDUSTRIES	RUBBER & PLASTIC PROD. IND.	LEATHER INDUSTRIES	TEXTILE INDUSTRIES	KNITTING MILLS	CLOTHING INDUSTRIES	WOOD	FURNITURE, FIXTURE INDUSTRIES
1 GRAINS.....	--	--	--	--	--	--	--	--
2 LIVE ANIMALS.....	--	--	--	--	--	--	--	--
3 OTHER AGRICULTURAL PRODUCTS.....	88.2	--	--	6.9	--	14.1	0.2	--
4 FORESTRY PRODUCTS.....	--	--	--	--	--	--	477.6	1.1
5 FISH LANDINGS.....	--	--	--	--	--	--	--	--
6 HUNTING & TRAPPING PRODUCTS.....	--	--	--	0.3	--	15.6	--	--
7 IRON ORES & CONCENTRATES.....	--	--	--	--	--	--	--	--
8 OTHER METAL ORES & CONCENTRATES.....	--	--	--	--	--	--	--	--
9 COAL.....	--	0.6	0.4	0.8	0.2	--	0.2	0.2
10 CRUDE MINERAL OILS.....	--	--	--	--	--	--	--	--
11 NATURAL GAS.....	--	0.2	0.1	0.3	--	--	0.2	0.1
12 NON-METALLIC MINERALS.....	--	1.3	0.1	0.2	--	--	--	--
13 SERVICES INCIDENTAL TO MINING.....	--	--	--	--	--	--	--	--
14 MEAT PRODUCTS.....	0.6	0.2	20.5	--	--	--	--	--
15 DAIRY PRODUCTS.....	--	--	--	--	--	--	--	--
16 FISH PRODUCTS.....	--	--	0.2	--	--	--	--	--
17 FRUITS & VEGETABLES PREPARATIONS.....	--	--	--	--	--	--	--	--
18 FEEDS.....	--	--	--	--	--	--	--	--
19 FLOUR, WHEAT, MEAL & OTHER CEREALS.....	--	--	--	0.3	--	--	--	--
20 BREAKFAST CEREAL & BAKERY PROD.....	--	--	--	--	--	--	--	--
21 SUGAR.....	0.1	--	0.1	--	--	--	--	--
22 MISC. FOOD PRODUCTS.....	0.6	--	--	1.7	--	--	0.1	--
23 SOFT DRINKS.....	--	--	--	--	--	--	--	--
24 ALCOHOLIC BEVERAGES.....	--	--	--	--	--	--	--	--
25 TOBACCO PROCESSED UNMANUFACTURED.....	88.3	--	--	--	--	--	--	--
26 CIGARETTES & TOBACCO MFG.....	1.4	--	--	--	--	--	--	--
27 TIRIS & TUBES.....	--	0.5	--	--	--	--	--	--
28 OTHER RUBBER PRODUCTS.....	--	9.0	15.1	4.6	0.8	0.7	--	9.9
29 PLASTIC FABRICATED PRODUCTS.....	0.1	4.6	8.5	5.4	--	0.8	2.3	12.1
30 LEATHER & LEATHER PRODUCTS.....	--	2.5	71.9	0.8	0.5	5.8	--	0.2
31 YARNS & MAN MADE FIBRES.....	3.0	3.8	0.1	224.0	136.3	10.9	--	--
32 FABRICS.....	--	50.3	5.9	126.9	14.6	355.8	1.7	40.4
33 OTHER TEXTILE PRODUCTS.....	--	1.2	1.8	43.8	9.6	23.4	--	1.3
34 HOSIERY & KNITTED WEAR.....	--	--	--	--	--	--	--	--
35 CLOTHING & ACCESSORIES.....	--	1.5	1.2	13.6	9.4	58.3	--	--
36 LUMBER & TIMBER.....	--	--	0.2	--	--	--	86.4	20.3
37 VENEER & PLYWOOD.....	--	--	0.6	--	--	--	29.3	14.5
38 OTHER WOOD FABRICATED MATERIALS.....	1.6	1.2	0.7	0.5	--	--	48.2	11.8
39 FURNITURE & FIXTURES.....	--	--	--	0.1	--	--	--	14.0
40 PULP.....	--	--	--	10.0	--	--	--	--
41 NEWSPRINT & OTHER PAPER STOCK.....	2.3	8.8	0.2	3.8	0.3	0.8	2.6	3.5
42 PAPER PRODUCTS.....	27.3	10.4	4.9	12.6	3.8	7.7	2.3	6.9
43 PRINTING & PUBLISHING.....	0.7	0.3	--	0.2	--	--	--	0.2
44 ADVERTISING, PRINT MEDIA.....	--	--	--	--	--	--	--	--
45 IRON & STEEL PRODUCTS.....	--	0.2	0.2	0.2	--	--	0.5	16.1
46 ALUMINUM PRODUCTS.....	--	--	--	--	--	--	2.2	0.7
47 COPPER & COPPER ALLOY PRODUCTS.....	--	--	--	--	--	--	--	--
48 NICKEL PRODUCTS.....	--	--	--	--	--	--	--	--
49 OTHER NON FERROUS METAL PRODUCTS.....	--	2.0	--	0.7	--	--	--	0.7
50 BOILERS, TANKS & PLATES.....	--	--	--	--	--	--	--	--
51 FABRICATED STRUCTURAL METAL PROD.....	--	0.1	--	0.5	--	0.2	1.7	0.1
52 OTHER METAL FABRICATED PRODUCTS.....	1.0	7.0	3.9	2.3	--	--	12.0	35.5
53 AGRICULTURAL MACHINERY.....	--	--	--	--	--	--	--	--
54 OTHER INDUSTRIAL MACHINERY.....	--	0.2	--	--	--	0.2	0.1	--
55 MOTOR VEHICLES.....	--	--	--	--	--	--	--	--
56 MOTOR VEHICLE PARTS.....	--	--	--	--	--	--	--	--
57 OTHER TRANSPORT EQUIPMENT.....	--	0.5	--	--	--	--	--	--
58 APPLIANCES & RECEPTORS HOUSEHOLD.....	--	--	--	0.5	--	--	--	--
59 OTHER ELECTRICAL PRODUCTS.....	--	--	--	--	--	--	--	2.3
60 CEMENT & CONCRETE PRODUCTS.....	--	--	--	--	--	--	--	--
61 OTHER NON-METALLIC MINERAL PROD.....	--	1.3	0.1	1.8	--	--	8.1	4.3
62 GASOLINE & FUEL OIL.....	0.3	1.6	0.4	4.9	0.5	0.5	5.6	0.7
63 OTHER PETROLEUM & COAL PROD.....	0.1	1.3	0.1	0.8	--	0.1	4.7	0.1
64 INDUSTRIAL CHEMICALS.....	--	118.4	2.4	43.7	0.5	0.7	60.1	0.5
65 FERTILIZERS.....	--	--	--	--	--	--	--	--
66 PHARMACEUTICALS.....	--	--	--	--	--	--	--	--
67 OTHER CHEMICAL PRODUCTS.....	--	6.6	6.2	23.5	2.0	1.8	8.5	8.6
68 SCIENTIFIC EQUIPMENT.....	--	0.1	--	--	--	--	--	--
69 OTHER MANUFACTURED PRODUCTS.....	--	1.3	5.3	10.2	0.9	25.0	--	14.5
70 RESIDENTIAL CONSTRUCTION.....	--	--	--	--	--	--	--	--
71 NON-RESIDENTIAL CONSTRUCTION.....	--	--	--	--	--	--	--	--
72 REPAIR CONSTRUCTION.....	9.8	2.0	0.7	5.3	0.5	0.9	7.0	1.6
73 PIPELINE TRANSPORTATION.....	--	0.3	--	0.4	0.1	0.1	0.3	0.2
74 TRANSPORTATION & STORAGE.....	0.6	0.9	0.4	1.6	0.4	1.4	2.0	0.7
75 RADIO & TELEVISION BROADCASTING.....	--	--	--	--	--	--	--	--
76 TELEPHONE & TELEGRAPH.....	0.5	3.5	1.2	4.0	0.9	3.4	5.3	2.3
77 POSTAL SERVICES.....	0.2	0.8	0.6	0.8	0.4	1.3	0.6	0.7
78 ELECTRIC POWER.....	0.8	5.2	1.3	8.5	1.1	2.3	14.6	2.9
79 OTHER UTILITIES.....	0.1	0.7	0.1	1.2	0.2	0.3	1.3	1.2
80 WHOLESALE MARGINS.....	2.6	18.4	13.3	32.7	3.7	45.9	34.8	25.8
81 RETAIL MARGINS.....	0.1	0.3	0.1	0.7	0.5	8.4	1.7	0.6
82 IMPUTED RENT OWNER OCCPD. DWEL.....	--	--	--	--	--	--	--	--
83 OTHER FINANCIALS, REAL ESTATE.....	4.9	12.2	6.0	15.2	6.5	26.4	28.5	9.1
84 BUSINESS SERVICES.....	2.6	5.9	2.1	6.9	1.8	5.1	5.5	3.6
85 EDUCATION SERVICES.....	--	--	--	--	--	--	--	--
86 HEALTH SERVICES.....	--	--	--	--	--	--	--	--
87 AMUSEMENT & RECREATION SERVICES.....	--	--	--	--	--	--	--	--
88 ACCOMMODATION & FOOD SERVICES.....	--	--	--	--	--	--	--	--
89 OTHER PERSONAL & MISC. SERVICES.....	0.4	1.1	4.3	3.4	0.6	1.4	5.1	1.0
90 TRANSPORTATION MARGINS.....	2.7	12.9	5.0	20.2	2.7	6.0	37.4	9.0
91 OPERATING, OFFICE, LAB & FOOD.....	5.2	20.4	10.2	42.1	6.8	12.3	88.3	10.2
92 TRAVEL, ADVERTISING & PROMOTION.....	24.8	30.6	10.4	24.4	5.6	26.8	10.8	11.7
93 NON-COMPETING IMPORTS.....	--	19.4	0.1	63.4	0.1	--	--	--
94 UNALLOCATED IMPORTS & EXPORTS.....	--	--	--	--	--	--	--	--
95 INDIRECT TAXES.....	3.2	7.0	3.0	11.4	2.6	4.8	14.5	6.2
96 SUBSIDIES.....	--	--	--	--	--	--	--	--
97 WAGES & SALARIES.....	51.8	187.0	112.2	304.1	79.7	328.7	408.0	167.5
98 SUPPLEMENTARY LABOUR INCOME.....	2.2	6.9	4.7	13.0	2.7	8.6	17.7	6.5
99 NET INCOME, UNINC. BUSINESS.....	--	0.4	0.9	2.0	0.6	7.1	10.5	7.4
100 OTHER OPERATING SURPLUS.....	62.2	99.2	17.6	154.4	31.1	63.9	120.4	48.3
TOTAL.....	381.3	692.3	345.3	1261.7	312.7	1077.2	1519.0	537.6

NOTE: DETAIL MAY NOT ADD DUE TO ROUNDING

TABLE 42. USE (INPUT) MATRIX (AGGREGATION - M). 1965 (MILLIONS OF DOLLARS) - CONTINUED

NO.	COMMODITY AGGREGATION - M	PAPER & ALLIED INDUSTRIES	PRINTING & PUBLISHING	PRIMARY METAL INDUSTRIES	METAL FABRICATING INDUSTRIES	MACHINERY INDUSTRIES	TRANS. EQUIPMENT INDUSTRIES	ELECTRICAL PRODUCTS INDUSTRIES	NON-METAL. MINERAL PROD. IND.
1	GRAINS.....	--	--	--	--	--	--	--	--
2	LIVE ANIMALS.....	--	--	--	--	--	--	--	--
3	OTHER AGRICULTURAL PRODUCTS.....	0.1	--	--	--	--	--	--	--
4	FORESTRY PRODUCTS.....	394.1	--	0.4	0.1	--	--	--	0.3
5	FISH LANDINGS.....	--	--	--	--	--	--	--	--
6	HUNTING & TRAPPING PRODUCTS.....	--	--	--	--	--	--	--	--
7	IRON ORES & CONCENTRATES.....	--	--	116.5	--	--	--	--	0.2
8	OTHER METAL ORES & CONCENTRATES.....	0.1	--	909.0	--	--	--	0.4	9.9
9	COAL.....	22.3	0.1	63.2	0.6	0.4	3.7	0.7	9.8
10	CRUDE MINERAL OILS.....	--	--	--	--	--	--	--	--
11	NATURAL GAS.....	3.0	0.2	4.3	1.7	0.4	0.9	0.4	3.1
12	NON-METALLIC MINERALS.....	18.2	--	16.7	1.7	4.2	0.4	0.8	65.7
13	SERVICES INCIDENTAL TO MINING.....	--	--	--	--	--	--	--	--
14	MEAT PRODUCTS.....	--	--	--	--	--	--	--	--
15	DAIRY PRODUCTS.....	0.3	--	--	--	--	--	--	--
16	FISH PRODUCTS.....	--	--	--	--	--	--	--	--
17	FRUITS & VEGETABLES PREPARATIONS.....	--	--	--	--	--	--	--	--
18	FEEDS.....	--	--	--	--	--	--	--	--
19	FLOUR, WHEAT MEAL & OTHER CEREALS.....	--	--	0.1	--	--	--	--	--
20	BREAKFAST CEREAL & BAKERY PROD.....	--	--	--	--	--	--	--	--
21	SUGAR.....	--	--	--	--	--	--	--	--
22	MISC. FOOD PRODUCTS.....	7.1	--	--	0.1	--	--	--	0.4
23	SOFT DRINKS.....	--	--	--	--	--	--	--	--
24	ALCOHOLIC BEVERAGES.....	--	--	--	--	--	--	--	--
25	TOBACCO PROCESSED UNMANUFACTURED.....	--	--	--	--	--	--	--	--
26	CIGARETTES & TOBACCO MFG.....	--	--	--	--	--	--	--	--
27	TIRES & TUBES.....	--	--	--	--	6.2	42.2	--	--
28	OTHER RUBBER PRODUCTS.....	0.2	--	1.7	2.6	10.1	20.8	24.7	1.1
29	PLASTIC FABRICATED PRODUCTS.....	13.8	0.4	--	3.8	0.6	3.2	13.7	1.4
30	LEATHER & LEATHER PRODUCTS.....	--	--	--	--	--	0.5	--	--
31	YARNS & MAN MADE FIBRES.....	0.9	0.1	--	0.4	--	0.3	0.7	1.1
32	FABRICS.....	4.9	5.0	--	0.2	0.3	18.6	2.5	1.5
33	OTHER TEXTILE PRODUCTS.....	19.2	0.2	0.1	0.9	0.2	35.0	0.3	0.1
34	HOSIERY & KNITTED WEAR.....	--	--	--	--	--	--	--	--
35	CLOTHING & ACCESSORIES.....	--	--	--	--	--	--	--	--
36	LUMBER & TIMBER.....	0.3	--	0.3	3.3	2.5	6.4	0.7	0.3
37	VENEER & PLYWOOD.....	0.2	--	--	--	0.1	2.4	--	--
38	OTHER WOOD FABRICATED MATERIALS.....	93.0	0.3	6.1	3.9	1.6	2.6	2.6	1.4
39	FURNITURE & FIXTURES.....	--	--	1.3	0.7	--	3.4	5.1	--
40	PULP.....	99.8	--	--	--	--	--	--	--
41	NEWSPRINT & OTHER PAPER STOCK.....	294.0	186.3	3.1	3.1	0.2	3.4	1.9	8.0
42	PAPER PRODUCTS.....	34.0	6.1	4.4	15.6	3.0	5.9	16.9	12.9
43	PRINTING & PUBLISHING.....	9.1	78.9	--	0.2	1.7	--	--	0.1
44	ADVERTISING, PRINT MEDIA.....	--	--	--	--	--	--	--	--
45	IRON & STEEL PRODUCTS.....	0.8	--	225.2	524.7	138.1	210.0	68.5	7.0
46	ALUMINUM PRODUCTS.....	9.9	--	96.7	52.5	6.7	21.8	46.6	0.5
47	COPPER & COPPER ALLOY PRODUCTS.....	0.1	0.1	135.2	43.8	8.0	22.4	116.5	0.1
48	NICKEL PRODUCTS.....	--	--	10.1	3.7	0.6	5.4	4.0	--
49	OTHER NON FERROUS METAL PRODUCTS.....	3.2	6.0	168.5	22.5	9.0	24.1	20.7	3.2
50	BOILERS, TANKS & PLATES.....	--	--	--	8.4	6.1	2.0	3.5	--
51	FABRICATED STRUCTURAL METAL PROD.....	0.6	--	6.2	115.6	26.8	17.0	3.8	0.5
52	OTHER METAL FABRICATED PRODUCTS.....	17.1	0.1	22.6	211.1	93.1	122.8	80.0	9.0
53	AGRICULTURAL MACHINERY.....	--	--	--	0.1	33.8	--	--	--
54	OTHER INDUSTRIAL MACHINERY.....	--	--	11.3	15.5	107.2	26.8	27.9	0.7
55	MOTOR VEHICLES.....	--	--	--	0.8	0.3	50.3	0.2	--
56	MOTOR VEHICLE PARTS.....	--	--	--	2.6	7.6	1240.6	1.0	--
57	OTHER TRANSPORT EQUIPMENT.....	--	--	0.1	0.1	--	134.7	--	--
58	APPLIANCES & REFRIGERATORS, HOUSEHOLD.....	--	--	0.1	5.3	7.7	16.5	41.5	--
59	OTHER ELECTRICAL PRODUCTS.....	--	--	--	11.1	67.3	73.8	323.1	2.3
60	CEMENT & CONCRETE PRODUCTS.....	--	--	--	--	--	--	--	91.7
61	OTHER NON-METALLIC MINERAL PROD.....	11.8	--	32.5	13.7	1.9	50.7	15.4	48.6
62	GASOLINE & FUEL OIL.....	26.8	1.1	19.6	4.0	1.6	3.0	1.9	10.3
63	OTHER PETROLEUM & COAL PROD.....	13.3	0.8	33.0	2.1	1.2	3.9	1.4	4.7
64	INDUSTRIAL CHEMICALS.....	86.8	2.1	20.8	11.8	2.6	5.1	33.0	13.8
65	FERTILIZERS.....	--	--	0.2	--	--	--	--	--
66	PHARMACEUTICALS.....	--	--	--	--	--	--	--	--
67	OTHER CHEMICAL PRODUCTS.....	28.8	15.9	6.3	18.5	5.9	15.2	12.6	6.5
68	SCIENTIFIC EQUIPMENT.....	--	5.9	0.1	0.5	1.3	22.7	1.6	0.5
69	OTHER MANUFACTURED PRODUCTS.....	0.6	1.0	0.5	3.1	2.3	9.9	2.4	3.3
70	RESIDENTIAL CONSTRUCTION.....	--	--	--	--	--	--	--	--
71	NON-RESIDENTIAL CONSTRUCTION.....	--	--	--	--	--	--	--	--
72	REPAIR CONSTRUCTION.....	14.6	3.6	18.4	6.9	4.2	9.7	5.2	6.3
73	PIPELINE TRANSPORTATION.....	3.1	0.2	3.9	1.7	0.4	1.0	0.6	3.2
74	TRANSPORTATION & STORAGE.....	8.7	1.4	7.0	5.0	2.0	15.3	7.5	1.6
75	RADIO & TELEVISION BROADCASTING.....	--	--	--	--	--	--	--	--
76	TELEPHONE & TELEGRAPH.....	8.9	10.7	7.8	14.6	9.9	16.6	13.7	5.0
77	POSTAL SERVICES.....	1.4	12.8	0.9	2.0	1.6	2.3	1.9	0.6
78	ELECTRIC POWER.....	75.7	4.3	52.7	11.2	3.3	11.6	8.0	18.0
79	OTHER UTILITIES.....	7.3	0.6	8.1	3.6	1.0	2.7	1.6	5.9
80	WHOLESALE MARGINS.....	47.0	12.2	130.7	62.3	48.9	85.3	47.8	21.9
81	RETAIL MARGINS.....	1.4	1.2	1.2	1.4	0.4	1.6	1.0	1.8
82	IMPUTED RENT OWNER OCCUP. DWEL.....	--	--	--	--	--	--	--	--
83	OTHER FINANCE, INS. REAL ESTATE.....	35.9	26.9	19.8	27.4	29.4	27.5	38.7	13.3
84	BUSINESS SERVICES.....	15.8	15.5	19.9	19.2	12.8	54.0	17.0	6.6
85	EDUCATION SERVICES.....	--	--	--	--	--	--	--	--
86	HEALTH SERVICES.....	--	--	--	--	--	--	--	--
87	AMUSEMENT & RECREATION SERVICES.....	--	--	--	--	--	--	--	--
88	ACCOMMODATION & FOOD SERVICES.....	--	--	--	--	--	--	--	--
89	OTHER PERSONAL & MISC. SERVICES.....	12.3	5.5	7.6	9.2	3.2	9.4	5.3	12.6
90	TRANSPORTATION MARGINS.....	92.5	12.0	84.5	40.9	21.3	57.3	24.3	39.3
91	OPERATING, OFFICE LAB. & FOOD.....	96.0	22.3	130.6	80.2	41.2	124.8	50.6	82.0
92	TRAVEL, ADVERTISING & PROMOTION.....	28.7	52.9	17.3	47.4	40.0	75.2	64.3	18.0
93	NON-COMPETING IMPORTS.....	0.5	--	--	--	--	--	0.1	0.4
94	UNALLOCATED IMPORTS & EXPORTS.....	--	--	--	--	--	--	--	--
95	INDIRECT TAXES.....	52.5	13.2	39.3	21.7	14.3	40.0	19.8	19.8
96	SUBSIDIES.....	--	--	4.2	--	--	4.5	4.1	--
97	WAGES & SALARIES.....	631.9	431.4	653.9	707.7	408.1	845.9	580.9	269.5
98	SUPPLEMENTARY LABOUR INCOME.....	28.7	15.2	29.7	40.0	15.6	52.6	22.5	12.8
99	NET INCOME, UNINC. BUSINESS.....	0.5	10.5	0.6	7.3	0.9	1.5	0.3	2.3
100	OTHER OPERATING SURPLUS.....	545.7	145.7	539.1	356.8	242.8	397.1	272.6	212.6
	TOTAL.....	2920.2	1108.7	3688.8	2577.0	1461.9	4059.1	2070.8	1073.5

NOTE: DETAIL MAY NOT ADD DUE TO ROUNDING.

TABLE 42. USE (INPUT) MATRIX (AGGREGATION - M), 1965 (MILLIONS OF DOLLARS) - CONTINUED

COMMODITY AGGREGATION - M	PETROLEUM & COAL PROD. IND.	CHEMICAL & CHEMICAL PROD. IND.	MISC. MANUFAC- TURING	CONSTR. INDUSTRY	TRANS- & STORAGE	COMMUNI- CATION	ELEC. POWER GAS, OTHER UTILITIES	WHOLESALE TRADE
1 GRAINS	--	--	--	--	--	--	--	1.3
2 LIVE ANIMALS	--	0.8	--	--	--	--	--	--
3 OTHER AGRICULTURAL PRODUCTS	--	0.2	0.2	5.1	0.8	--	--	3.8
4 FORESTRY PRODUCTS	--	--	--	4.6	--	--	--	--
5 FISH LANDINGS	--	--	--	--	--	--	--	--
6 HUNTING & TRAPPING PRODUCTS	--	--	--	--	--	--	--	--
7 IRON ORES & CONCENTRATES	--	0.1	--	--	--	--	--	--
8 OTHER METAL ORES & CONCENTRATES	0.1	1.3	12.0	--	--	--	--	0.3
9 COAL	1.4	9.0	0.4	4.7	2.6	--	41.2	0.5
10 CRUDE MINERAL OILS	922.7	--	--	--	--	--	--	--
11 NATURAL GAS	0.5	3.4	0.2	--	5.3	--	2.3	1.1
12 NON METALLIC MINERALS	0.9	28.7	0.7	50.5	1.5	--	--	--
13 SERVICES, INCIDENTAL TO MINING	--	--	--	51.9	--	--	--	--
14 MEAT PRODUCTS	--	7.9	0.1	--	--	--	--	0.1
15 DAIRY PRODUCTS	--	0.8	--	--	--	--	--	5.0
16 FISH PRODUCTS	--	1.1	0.2	--	--	--	--	0.2
17 FRUITS & VEGETABLES PREPARATIONS	--	--	--	--	--	--	--	--
18 FEEDS	--	1.3	--	--	0.7	--	--	0.5
19 FLOUR, WHEAT MEAL & OTHER CEREALS	--	0.4	--	--	--	--	--	1.0
20 BREAKFAST CEREAL & BAKERY PROD.	--	--	--	--	--	--	--	--
21 SUGAR	--	0.1	--	--	--	--	--	0.3
22 MISC. FOOD PRODUCTS	--	23.1	0.5	--	--	--	--	0.4
23 SOFT DRINKS	--	--	--	--	--	--	--	--
24 ALCOHOLIC BEVERAGES	--	--	--	--	--	--	--	--
25 TOBACCO PROCESSED UNMANUFACTURED	--	--	--	--	--	--	--	--
26 CIGARETTES & TOBACCO MFG.	--	--	--	--	--	--	--	--
27 TIRES & TUBES	--	--	0.3	15.4	24.0	--	--	--
28 OTHER RUBBER PRODUCTS	--	1.1	1.5	13.5	4.1	--	--	--
29 PLASTIC FABRICATED PRODUCTS	0.4	18.9	5.9	60.2	1.5	--	--	7.8
30 LEATHER & LEATHER PRODUCTS	--	--	2.6	0.4	0.1	--	--	0.1
31 YARNS & MAN MADE FIBRES	--	2.1	4.1	0.5	--	--	--	0.5
32 FABRICS	--	1.2	9.8	7.1	1.3	--	--	1.0
33 OTHER TEXTILE PRODUCTS	--	3.8	2.9	29.7	3.3	0.9	--	4.4
34 HOSIERY & KNITTED WEAR	--	--	--	--	--	--	--	--
35 CLOTHING & ACCESSORIES	--	--	0.1	--	--	--	--	--
36 LUMBER & TIMBER	--	--	8.4	176.3	--	--	--	2.4
37 VENET & PLYWOOD	--	--	1.1	114.6	--	--	--	0.4
38 OTHER WOOD FABRICATED MATERIALS	0.4	2.1	8.9	209.6	--	--	--	4.3
39 FURNITURE & FIXTURES	--	--	--	15.0	--	--	--	--
40 PULP	--	6.2	--	--	--	--	--	0.1
41 NEWSPRINT & OTHER PAPER STOCK	--	3.5	7.2	48.4	0.1	--	--	7.9
42 PAPER PRODUCTS	1.6	50.5	9.3	25.0	1.8	--	--	26.7
43 PRINTING & PUBLISHING	--	0.4	0.3	--	3.8	12.5	0.5	8.2
44 ADVERTISING, PRINT MEDIA	--	--	--	--	--	--	--	--
45 IRON & STEEL PRODUCTS	--	0.7	14.4	375.6	5.1	--	--	2.4
46 ALUMINUM PRODUCTS	--	0.8	9.5	3.4	0.1	--	--	--
47 COPPER & COPPER ALLOY PRODUCTS	--	2.2	11.2	37.7	0.9	--	--	0.1
48 NICKEL PRODUCTS	--	0.1	0.1	1.9	--	--	--	--
49 OTHER NON FERROUS METAL PRODUCTS	0.1	15.9	18.4	14.9	0.4	--	--	0.5
50 BOILERS, TANKS & PLATES	--	--	1.2	124.3	1.7	--	--	--
51 FABRICATED STRUCTURAL METAL PROD.	--	--	1.9	493.5	0.4	--	--	--
52 OTHER METAL FABRICATED PRODUCTS	9.1	34.6	29.3	439.5	1.3	--	--	18.2
53 AGRICULTURAL MACHINERY	--	--	--	--	--	--	--	--
54 OTHER INDUSTRIAL MACHINERY	--	0.3	0.9	142.6	1.1	--	--	--
55 MOTOR VEHICLES	--	--	--	--	--	--	--	--
56 MOTOR VEHICLE PARTS	--	--	0.1	20.1	48.9	--	--	--
57 OTHER TRANSPORT EQUIPMENT	--	--	--	--	60.9	--	--	--
58 APPLIANCES & RECEIVERS, HOUSEHOLD	--	0.1	0.8	7.2	--	0.2	--	--
59 OTHER ELECTRICAL PRODUCTS	--	--	6.3	402.8	8.2	33.5	--	0.2
60 CEMENT & CONCRETE PRODUCTS	--	--	0.1	442.8	--	--	--	--
61 OTHER NON METALLIC MINERAL PROD.	0.1	21.1	12.6	234.1	1.8	--	--	1.3
62 GASOLINE & FUEL OIL	0.3	7.2	0.9	55.0	159.9	2.0	13.2	46.8
63 OTHER PETROLEUM & COAL PROD.	14.6	66.1	1.2	64.6	10.7	0.4	0.3	3.4
64 INDUSTRIAL CHEMICALS	8.5	314.6	33.8	6.4	0.4	0.4	--	2.6
65 FERTILIZERS	--	24.7	--	--	--	--	--	0.1
66 PHARMACEUTICALS	--	24.3	--	0.4	--	--	--	--
67 OTHER CHEMICAL PRODUCTS	36.4	70.0	8.7	69.5	4.0	0.1	--	1.1
68 SCIENTIFIC EQUIPMENT	--	0.1	24.4	20.7	0.2	0.9	--	0.4
69 OTHER MANUFACTURED PRODUCTS	4.5	7.8	24.1	55.3	2.1	0.2	--	0.8
70 RESIDENTIAL CONSTRUCTION	--	--	--	--	--	--	--	--
71 NON-RESIDENTIAL CONSTRUCTION	--	--	--	--	--	--	--	--
72 REPAIR CONSTRUCTION	29.5	13.3	2.5	4.5	167.4	51.1	60.3	6.4
73 PIPELINE TRANSPORTATION	116.4	4.1	0.3	0.3	4.1	0.1	2.3	1.3
74 TRANSPORTATION & STORAGE	2.6	6.0	1.1	70.9	361.5	73.3	1.1	128.5
75 RADIO & TELEVISION BROADCASTING	--	--	--	--	--	6.1	--	--
76 TELEPHONE & TELEGRAPH	1.3	9.6	4.6	9.1	49.9	20.9	2.4	53.0
77 POSTAL SERVICES	0.4	3.3	1.7	1.4	2.8	9.1	1.9	24.5
78 ELECTRIC POWER	9.6	26.8	3.1	4.4	18.9	3.0	22.5	20.0
79 OTHER UTILITIES	1.1	10.4	0.6	0.2	2.4	0.2	7.1	3.1
80 WHOLESALE MARGINS	3.9	53.5	24.0	488.3	76.1	2.8	5.3	42.6
81 RETAIL MARGINS	--	2.1	0.3	65.3	33.2	5.1	1.0	10.1
82 IMPUTED RENT, OWNER OCCUP. DWEL.	--	--	--	--	--	--	--	--
83 OTHER FINANCE, INS. REAL ESTATE	19.6	36.7	17.3	105.7	103.1	29.5	28.8	191.0
84 BUSINESS SERVICES	7.8	26.7	6.3	222.4	22.5	11.1	5.9	63.3
85 EDUCATION SERVICES	--	--	--	--	--	--	--	--
86 HEALTH SERVICES	--	--	--	--	--	--	--	--
87 AMUSEMENT & RECREATION SERVICES	--	--	--	--	--	31.5	--	--
88 ACCOMMODATION & FOOD SERVICES	--	--	--	--	11.3	--	--	--
89 OTHER PERSONAL & MISC. SERVICES	1.7	11.3	1.9	138.2	65.1	6.1	5.1	38.8
90 TRANSPORTATION MARGINS	4.9	51.7	11.5	198.8	17.0	1.0	7.6	7.6
91 OPERATING OFFICE LAB & FOOD	28.4	56.6	25.1	170.6	266.6	37.4	12.4	175.4
92 TRAVEL, ADVERTISING & PROMOTION	21.4	153.9	46.7	37.5	50.1	17.3	6.0	724.4
93 NON-COMPETING IMPORTS	--	0.8	1.2	--	--	--	--	--
94 UNALLOCATED IMPORTS & EXPORTS	--	--	--	--	--	--	--	--
95 INDIRECT TAXES	10.9	31.2	8.8	597.3	243.1	49.9	43.9	99.2
96 SUBSIDIES	--	--	--	--	-92.3	-93.0	-1.9	-46.4
97 WAGES & SALARIES	78.4	413.7	245.1	2980.4	1657.9	631.5	257.3	1541.3
98 SUPPLEMENTARY LABOUR INCOME	7.9	17.5	11.6	130.1	125.4	47.1	16.2	48.2
99 NET INCOME, UNINC. BUSINESS	--	0.7	6.9	375.0	114.6	--	--	205.0
100 OTHER OPERATING SURPLUS	121.7	397.8	83.2	483.0	1030.7	553.0	811.5	644.7
TOTAL	1469.4	2886.3	780.5	9928.2	4690.3	1545.2	1354.2	3638.5

NOTE: DETAIL MAY NOT ADD DUE TO ROUNDING.

TABLE 42. USE (INPUT) MATRIX (AGGREGATION - M), 1965 (MILLIONS OF DOLLARS) - CONTINUED

NO.	COMMODITY AGGREGATION - M	RETAIL TRADE	OWNER OCCUPIED DWELLINGS	FINANCE, INS. & REAL EST.	EDUCATION & HEALTH SERVICES	AMUSEMENT RECREATION SERVICES	SERVICE TO BUSINESS MANAGEMENT	ACCOMMODA- TION/FOOD SERVICES	PERSONAL & MISC. SERVICES
1	GRAINS
2	LIVE ANIMALS	219.8
3	OTHER AGRICULTURAL PRODUCTS	0.2	..	41.9	1.4
4	FORESTRY PRODUCTS
5	FISH LANDINGS	6.8	..
6	HUNTING & TRAPPING PRODUCTS
7	IRON ORES & CONCENTRATES
8	OTHER METAL ORES & CONCENTRATES	0.5
9	COAL	0.7
10	CRUDE MINERAL OILS
11	NATURAL GAS	9.3	..	3.6	0.3	1.1	..
12	NON-METALLIC MINERALS	0.3	..
13	SERVICES INCIDENTAL TO MINING
14	MEAT PRODUCTS	6.3	225.1	..
15	DAIRY PRODUCTS	55.2	..
16	FISH PRODUCTS	37.6	..
17	FRUITS & VEGETABLES PREPARATIONS	28.6	..
18	FEEDS	0.1
19	FLOUR, WHEAT MEAL & OTHER CEREALS	3.1	..
20	BREAKFAST CEREAL & BAKERY PROD.	33.0	..
21	SUGAR	6.3	..
22	MISC. FOOD PRODUCTS	16.0	1.9
23	SOFT DRINKS	9.8	..
24	ALCOHOLIC BEVERAGES
25	TOBACCO PROCESSED UNMANUFACTURED
26	CIGARETTES & TOBACCO MFG.
27	TIRES & TUBES	2.7
28	OTHER RUBBER PRODUCTS	3.3	0.2	2.2
29	PLASTIC FABRICATED PRODUCTS	0.5	1.1	..
30	LEATHER & LEATHER PRODUCTS	0.4	2.0
31	YARNS & MAN MADE FIBRES	1.6
32	FABRICS	0.8	0.3	0.4	..	2.9	9.6
33	OTHER TEXTILE PRODUCTS	0.8	7.3	0.1	0.1	17.4	0.8
34	HOSIERY & KNITTED WEAR
35	CLOTHING & ACCESSORIES	11.4	1.3	..
36	LUMBER & TIMBER	0.1
37	VENEER & PLYWOOD
38	OTHER WOOD FABRICATED MATERIALS	6.1	0.3	13.5
39	FURNITURE & FIXTURES	0.7	..
40	PULP
41	NEWSPRINT & OTHER PAPER STOCK	7.9	0.1	..	1.5	..	0.4
42	PAPER PRODUCTS	77.4	0.4	31.4	2.7
43	PRINTING & PUBLISHING	5.6	..	12.2	2.5	0.6	1.9
44	ADVERTISING, PRINT MEDIA
45	IRON & STEEL PRODUCTS
46	ALUMINUM PRODUCTS
47	COPPER & COPPER ALLOY PRODUCTS
48	NICKEL PRODUCTS	2.5
49	OTHER NON-FERROUS METAL PRODUCTS
50	BOILERS, TANKS & PLATES
51	FABRICATED STRUCTURAL METAL PROD.
52	OTHER METAL FABRICATED PRODUCTS	15.9	1.1	..	0.3	2.5
53	AGRICULTURAL MACHINERY	0.1	..
54	OTHER INDUSTRIAL MACHINERY
55	MOTOR VEHICLES
56	MOTOR VEHICLE PARTS
57	OTHER TRANSPORT EQUIPMENT
58	APPLIANCES & RECEIVERS, HOUSEHOLD	0.1	0.3
59	OTHER ELECTRICAL PRODUCTS	0.1
60	CEMENT & CONCRETE PRODUCTS
61	OTHER NON-METALLIC MINERAL PROD.	1.0	0.2	4.4	..
62	GASOLINE & FUEL OIL	33.6	..	10.0	4.6	1.2	3.4	11.9	7.5
63	OTHER PETROLEUM & COAL PROD.	1.7	..	0.1	0.6	0.1	0.4	0.5	2.0
64	INDUSTRIAL CHEMICALS	3.1	1.5	0.1	..	0.1	8.1
65	FERTILIZERS	0.1	..
66	PHARMACEUTICALS	17.4
67	OTHER CHEMICAL PRODUCTS	0.3	..	0.2	..	37.8
68	SCIENTIFIC EQUIPMENT	0.3	16.6	3.3	0.9	..	8.3
69	OTHER MANUFACTURED PRODUCTS	4.6	4.1	6.2	0.4	2.0	2.0
70	RESIDENTIAL CONSTRUCTION
71	NON-RESIDENTIAL CONSTRUCTION
72	REPAIR CONSTRUCTION	29.5	481.4	219.5	0.4	4.3	..	11.5	1.4
73	PIPELINE TRANSPORTATION	7.2	..	3.5	0.3	1.1	0.1
74	TRANSPORTATION & STORAGE	51.7	..	0.3	1.9	2.0	1.7	5.3	2.9
75	RADIO & TELEVISION BROADCASTING
76	TELEPHONE & TELEGRAPH	58.7	..	79.6	28.0	3.0	22.9	11.9	5.9
77	POSTAL SERVICES	68.3	..	31.8	5.8	0.3	5.6	0.4	0.7
78	ELECTRIC POWER	84.2	..	22.0	2.7	5.9	2.4	9.3	7.1
79	OTHER UTILITIES	17.7	..	13.4	1.0	0.1	0.1	3.7	0.3
80	WHOLESALE MARGINS	26.5	..	3.6	6.8	1.4	1.8	34.3	12.6
81	RETAIL MARGINS	10.1	..	2.1	1.4	0.2	1.6	20.2	1.9
82	IMPUTED RENT, OWNER OCCUP. DWEL.
83	OTHER FINANCE, INS., REAL ESTATE	396.1	26.8	535.9	39.1	51.0	60.5	74.4	43.9
84	BUSINESS SERVICES	39.2	..	124.1	11.2	3.9	58.9	9.0	5.1
85	EDUCATION SERVICES
86	HEALTH SERVICES	0.8
87	AMUSEMENT & RECREATION SERVICES	36.4	1.7	12.5	..
88	ACCOMMODATION & FOOD SERVICES	1.7	..
89	OTHER PERSONAL & MISC. SERVICES	34.1	..	36.8	26.5	9.3	19.0	18.4	13.7
90	TRANSPORTATION MARGINS	10.0	..	1.0	1.9	0.4	0.5	13.6	3.9
91	OPERATING, OFFICE, LAB. & FOOD	326.4	..	308.6	64.6	39.1	85.0	77.5	62.6
92	TRAVEL, ADVERTISING & PROMOTION	176.5	..	179.4	10.2	24.2	65.1	25.8	13.0
93	NON-COMPETING IMPORTS	4.8
94	UNALLOCATED IMPORTS & EXPORTS	4.1	..
95	INDIRECT TAXES	144.2	834.6	673.9	12.7	17.1	16.9	67.2	26.0
96	SUBSIDIES	..	32.2	13.9	-0.1	..
97	WAGES & SALARIES	2213.8	..	1406.3	177.9	82.1	578.5	649.5	282.8
98	SUPPLEMENTARY LABOUR INCOME	70.2	..	75.2	5.1	2.3	17.2	17.2	8.1
99	NET INCOME, UNINC. BUSINESS	570.0	638.3	519.4	499.1	36.8	392.8	223.4	173.1
100	OTHER OPERATING SURPLUS	663.3	1162.9	1680.1	33.9	43.4	191.7	262.9	81.0
TOTAL		5414.6	3111.8	5849.3	988.2	377.5	1534.0	2094.9	853.1

NOTE: DETAIL MAY NOT ADD DUE TO ROUNDING.

TABLE 42. USE (INPUT) MATRIX (AGGREGATION - M). 1965 (MILLIONS OF DOLLARS) - CONCLUDED

NO.	COMMODITY AGGREGATION - M	TRANS. MARGINS	OPERATING OFFICE LAB & FOOD	TRAVEL PROMOTION ADVIG.	TOTAL INDUSTRIES
1	GRAINS.....	--	--	--	326.5
2	LIVE ANIMALS.....	--	1.5	--	1197.1
3	OTHER AGRICULTURAL PRODUCTS.....	--	29.8	--	1026.0
4	FORESTRY PRODUCTS.....	--	--	--	950.3
5	FISH LANDINGS.....	--	1.1	--	127.3
6	HUNTING & TRAPPING PRODUCTS.....	--	--	--	16.0
7	IRON ORES & CONCENTRATES.....	--	--	--	116.8
8	OTHER METAL ORES & CONCENTRATES.....	--	--	--	941.0
9	COAL.....	--	--	--	170.0
10	CRUDE MINERAL OILS.....	--	--	--	922.7
11	NATURAL GAS.....	--	--	--	47.0
12	NON-METALLIC MINERALS.....	--	0.3	--	211.0
13	SERVICES INCIDENTAL TO MINING.....	--	--	--	139.1
14	MEAT PRODUCTS.....	--	64.7	--	643.8
15	DAIRY PRODUCTS.....	--	39.9	--	248.0
16	FISH PRODUCTS.....	--	3.1	--	62.6
17	FRUITS & VEGETABLES PREPARATIONS.....	--	19.2	--	103.5
18	FEEDS.....	--	--	--	433.5
19	FLOUR, WHEAT MEAL & OTHER CEREALS.....	--	2.7	--	103.7
20	BREAKFAST CEREAL & BAKERY PROD.....	--	23.5	--	58.2
21	SUGAR.....	--	3.8	--	84.0
22	MISC. FOOD PRODUCTS.....	--	13.6	--	285.0
23	SOFT DRINKS.....	--	9.6	--	41.3
24	ALCOHOLIC BEVERAGES.....	--	--	29.2	38.6
25	TOBACCO PROCESSED UNMANUFACTURED.....	--	--	--	88.3
26	CIGARETTES & TOBACCO MFG.....	--	--	--	1.4
27	TIRES & TUBES.....	--	73.9	1.7	176.4
28	OTHER RUBBER PRODUCTS.....	--	22.1	0.6	149.9
29	PLASTIC FABRICATED PRODUCTS.....	--	40.2	1.9	229.1
30	LEATHER & LEATHER PRODUCTS.....	--	6.5	--	94.3
31	YARNS & MAN MADE FIBRES.....	--	--	--	370.8
32	FABRICS.....	--	--	--	661.1
33	OTHER TEXTILE PRODUCTS.....	--	27.5	--	277.2
34	HOSIERY & KNITTED WEAR.....	--	--	--	4.6
35	CLOTHING & ACCESSORIES.....	--	9.7	--	106.6
36	LUMBER & TIMBER.....	--	1.6	--	311.9
37	VENEER & PLYWOOD.....	--	--	--	163.3
38	OTHER WOOD FABRICATED MATERIALS.....	--	0.4	--	433.1
39	FURNITURE & FIXTURES.....	--	--	--	40.4
40	PULP.....	--	--	--	116.1
41	NEWSPRINT & OTHER PAPER STOCK.....	--	7.1	--	621.8
42	PAPER PRODUCTS.....	--	165.5	--	779.2
43	PRINTING & PUBLISHING.....	--	253.4	186.8	588.9
44	ADVERTISING, PRINT MEDIA.....	--	--	322.7	322.7
45	IRON & STEEL PRODUCTS.....	--	6.1	--	1617.4
46	ALUMINUM PRODUCTS.....	--	--	--	251.4
47	COPPER & COPPER ALLOY PRODUCTS.....	--	0.9	--	379.1
48	NICKEL PRODUCTS.....	--	--	--	26.0
49	OTHER NON FERROUS METAL PRODUCTS.....	--	6.5	--	320.0
50	BOILERS, TANKS & PLATES.....	--	1.9	--	149.1
51	FABRICATED STRUCTURAL METAL PROD.....	--	--	--	669.8
52	OTHER METAL FABRICATED PRODUCTS.....	--	266.2	--	1572.9
53	AGRICULTURAL MACHINERY.....	--	1.5	--	74.7
54	OTHER INDUSTRIAL MACHINERY.....	--	446.0	--	822.4
55	MOTOR VEHICLES.....	--	--	--	51.6
56	MOTOR VEHICLE PARTS.....	--	219.2	19.1	1559.1
57	OTHER TRANSPORT EQUIPMENT.....	--	0.8	--	210.8
58	APPLIANCES & RECEIVERS, HOUSEHOLD.....	--	3.7	--	84.0
59	OTHER ELECTRICAL PRODUCTS.....	--	159.2	2.6	1300.9
60	CEMENT & CONCRETE PRODUCTS.....	--	--	--	534.7
61	OTHER NON-METALLIC MINERAL PROD.....	--	23.8	--	546.4
62	GASOLINE & FUEL OIL.....	--	--	39.1	689.8
63	OTHER PETROLEUM & COAL PROD.....	--	4.0	2.1	281.6
64	INDUSTRIAL CHEMICALS.....	--	62.9	--	914.0
65	FERTILIZERS.....	--	5.4	--	106.9
66	PHARMACEUTICALS.....	--	8.6	--	21.8
67	OTHER CHEMICAL PRODUCTS.....	--	134.8	1.3	640.1
68	SCIENTIFIC EQUIPMENT.....	--	87.1	--	195.9
69	OTHER MANUFACTURED PRODUCTS.....	--	35.7	33.2	266.6
70	RESIDENTIAL CONSTRUCTION.....	--	--	--	--
71	NON-RESIDENTIAL CONSTRUCTION.....	--	--	--	--
72	REPAIR CONSTRUCTION.....	--	--	--	1337.8
73	PIPELINE TRANSPORTATION.....	--	--	--	161.3
74	TRANSPORTATION & STORAGE.....	2086.6	--	276.8	3328.4
75	RADIO & TELEVISION BROADCASTING.....	--	--	158.2	164.2
76	TELEPHONE & TELEGRAPH.....	--	--	--	506.0
77	POSTAL SERVICES.....	--	--	--	192.5
78	ELECTRIC POWER.....	--	--	--	586.2
79	OTHER UTILITIES.....	--	--	--	113.8
80	WHOLESALE MARGINS.....	--	391.5	29.8	2138.1
81	RETAIL MARGINS.....	--	153.2	33.5	402.4
82	IMPUTED RENT OWNER OC PD DWEL.....	--	--	--	--
83	OTHER FINANCIALS, REAL ESTATE.....	--	--	--	2669.7
84	BUSINESS SERVICES.....	--	--	179.7	1114.3
85	EDUCATION SERVICES.....	--	--	--	--
86	HEALTH SERVICES.....	--	--	--	0.8
87	AMUSEMENT & RECREATION SERVICES.....	--	--	14.5	96.7
88	ACCOMMODATION & FOOD SERVICES.....	--	--	407.6	420.6
89	OTHER PERSONAL & MISC. SERVICES.....	--	577.4	44.9	1201.9
90	TRANSPORTATION MARGINS.....	--	95.3	10.8	1142.5
91	OPERATING, OFFICE, LAB & FOOD.....	--	--	--	3214.4
92	TRAVEL, ADVERTISING & PROMOTION.....	--	--	--	1820.4
93	NON-COMPUTING IMPORTS.....	--	2.8	--	242.2
94	UNALLOCATED IMPORTS & EXPORTS.....	--	197.7	79.6	277.3
95	INDIRECT TAXES.....	--	303.5	137.2	3919.4
96	SUBSIDIES.....	--	--	--	457.0
97	WAGES & SALARIES.....	--	--	--	21704.2
98	SUPPLEMENTARY LABOUR INCOME.....	--	--	--	986.4
99	NET INCOME, UNINC. BUSINESS.....	--	--	--	5306.8
100	OTHER OPERATING SURPLUS.....	--	--	--	14352.4
TOTAL.....		2086.6	4016.0	2813.0	93910.4

NOTE: DETAIL MAY NOT ADD DUE TO ROUNDING.

TABLE 43. FINAL DEMAND MATRIX (AGGREGATION - M), 1965 (MILLIONS OF DOLLARS)

NO.	COMMODITY AGGREGATION - M	CONS. EXP. DURABLE	CONS. EXP. SEMI DURABLE	CONS. EXP. NON DURABLE	CONS. EXP. SERVICES	CONS. TRUCTION BUSINESS	CONS. TRUCTION GOVERNMENT	MACHINERY EQUIPMENT BUSINESS	MACHINERY EQUIPMENT GOVERNMENT
1	GRAINS.....	--	--	--	--	--	--	--	--
2	LIVE ANIMALS.....	--	7.6	79.6	--	--	--	--	--
3	OTHER AGRICULTURAL PRODUCTS.....	--	--	530.9	10.0	--	--	--	--
4	FORESTRY PRODUCTS.....	--	--	20.6	--	--	--	--	--
5	FISH LANDINGS.....	--	--	9.0	--	--	--	--	--
6	HUNTING & TRAPPING PRODUCTS.....	--	--	--	--	--	--	--	--
7	IRON ORES & CONCENTRATES.....	--	--	--	--	--	--	--	--
8	OTHER METAL ORES & CONCENTRATES.....	--	--	--	--	--	--	--	--
9	COAL.....	--	--	13.3	1.1	--	--	--	--
10	CRUDE MINERAL OILS.....	--	--	--	--	--	--	--	--
11	NATURAL GAS.....	--	--	39.1	6.3	--	--	--	--
12	NON-METALLIC MINERALS.....	--	2.0	3.7	--	--	--	--	--
13	SERVICES INCIDENTAL TO MINING.....	--	--	--	--	116.1	--	--	--
14	MEAT PRODUCTS.....	--	--	1268.7	--	--	--	--	--
15	DAIRY PRODUCTS.....	--	--	801.0	--	--	--	--	--
16	FISH PRODUCTS.....	--	--	66.9	--	--	--	--	--
17	FRUITS & VEGETABLES PREPARATIONS.....	--	--	439.2	--	--	--	--	--
18	FEEDS.....	--	--	31.9	--	--	--	--	--
19	FLOUR, WHEAT, MEAL & OTHER CEREALS.....	--	--	42.7	--	--	--	--	--
20	BREAKFAST CEREAL & BAKERY PROD.....	--	--	559.5	--	--	--	--	--
21	SUGAR.....	--	--	52.8	--	--	--	--	--
22	MISC. FOOD PRODUCTS.....	--	--	551.7	--	--	--	--	--
23	SOFT DRINKS.....	--	--	189.0	--	--	--	--	--
24	ALCOHOLIC BEVERAGES.....	--	--	442.7	--	--	--	--	--
25	TOBACCO PROCESSED UNMANUFACTURED.....	--	--	--	--	--	--	--	--
26	CIGARETTES & TOBACCO MFG.....	--	--	281.0	--	--	--	--	--
27	TIRES & TUBES.....	65.7	--	--	--	--	--	0.8	--
28	OTHER RUBBER PRODUCTS.....	4.7	50.4	1.8	--	--	--	5.5	1.4
29	PLASTIC FABRICATED PRODUCTS.....	1.3	20.8	5.3	--	--	--	--	--
30	LEATHER & LEATHER PRODUCTS.....	--	290.2	--	--	--	--	--	--
31	YARNS & MAN MADE FIBRES.....	--	23.2	--	--	--	--	--	--
32	FABRICS.....	--	94.3	--	--	--	--	--	--
33	OTHER TEXTILE PRODUCTS.....	79.8	95.5	36.6	--	--	--	4.1	0.5
34	HOSIERY & KNITTED WEAR.....	--	284.2	--	--	--	--	--	--
35	CLOTHING & ACCESSORIES.....	--	984.0	--	--	--	--	--	--
36	LUMBER & TIMBER.....	--	7.5	--	--	--	--	--	--
37	VENFUR & PLYWOOD.....	--	6.3	--	--	--	--	--	--
38	OTHER WOOD FABRICATED MATERIALS.....	12.5	2.8	0.6	--	--	--	5.8	0.1
39	FURNITURE & FIXTURES.....	325.0	14.6	--	--	--	--	102.8	23.5
40	PULP.....	--	--	--	--	--	--	--	--
41	NEWSPRINT & OTHER PAPER STOCK.....	--	3.1	1.2	--	--	--	--	--
42	PAPER PRODUCTS.....	--	10.8	98.9	--	--	--	--	--
43	PRINTING & PUBLISHING.....	--	271.8	--	14.2	--	--	0.2	--
44	ADVERTISING PRINT MEDIA.....	--	--	--	--	--	--	--	--
45	IRON & STEEL PRODUCTS.....	--	--	--	--	--	--	--	--
46	ALUMINUM PRODUCTS.....	--	--	--	--	--	--	--	--
47	COPPER & COPPER ALLOY PRODUCTS.....	--	--	--	--	--	--	--	--
48	NICKEL PRODUCTS.....	--	--	--	--	--	--	--	--
49	OTHER NON FERROUS METAL PRODUCTS.....	--	3.4	--	--	--	--	40.0	--
50	BOILERS, TANKS & PLATES.....	--	--	--	--	--	--	39.1	1.4
51	FABRICATED STRUCTURAL METAL PROD.....	--	1.5	--	--	--	--	2.2	0.6
52	OTHER METAL FABRICATED PRODUCTS.....	16.4	71.1	10.3	--	--	--	70.7	8.9
53	AGRICULTURAL MACHINERY.....	3.8	--	--	--	--	--	372.6	1.9
54	OTHER INDUSTRIAL MACHINERY.....	20.2	14.3	--	--	--	--	1201.6	35.1
55	MOTOR VEHICLES.....	1497.2	--	--	--	11.0	--	432.8	38.0
56	MOTOR VEHICLE PARTS.....	108.4	--	--	--	--	--	27.4	1.4
57	OTHER TRANSPORT EQUIPMENT.....	57.2	--	--	--	--	--	364.4	58.7
58	APPLIANCES & RECEIVERS, HOUSEHOLD.....	476.5	--	--	--	--	--	62.9	4.3
59	OTHER ELECTRICAL PRODUCTS.....	29.0	43.7	--	--	--	--	458.1	14.4
60	CEMENT & CONCRETE PRODUCTS.....	--	2.2	--	--	--	--	--	--
61	OTHER NON-METALLIC MINERAL PROD.....	--	48.5	--	--	--	--	9.2	0.1
62	GASOLINE & FUEL OIL.....	--	--	615.5	7.1	--	--	--	--
63	OTHER PETROLEUM & COAL PROD.....	--	0.7	30.7	0.2	--	--	--	--
64	INDUSTRIAL CHEMICALS.....	0.7	0.4	1.5	--	--	--	--	--
65	FERTILIZERS.....	--	--	1.8	--	--	--	--	--
66	PHARMACEUTICALS.....	--	--	140.8	--	--	--	--	--
67	OTHER CHEMICAL PRODUCTS.....	6.3	61.5	251.8	--	--	--	--	--
68	SCIENTIFIC EQUIPMENT.....	55.4	33.9	35.2	--	--	--	108.4	43.6
69	OTHER MANUFACTURED PRODUCTS.....	189.1	124.6	12.6	5.6	--	--	13.0	2.5
70	RESIDENTIAL CONSTRUCTION.....	--	--	--	--	2208.3	8.0	--	--
71	NON RESIDENTIAL CONSTRUCTION.....	--	--	--	--	3667.0	2153.5	--	--
72	REPAIR CONSTRUCTION.....	--	--	--	15.2	--	--	--	--
73	PIPELINE TRANSPORTATION.....	--	--	33.6	0.5	--	--	--	--
74	TRANSPORTATION & STORAGE.....	--	--	--	621.6	--	--	--	--
75	RADIO & TELEVISION BROADCASTING.....	--	--	--	13.0	--	--	--	--
76	TELEPHONE & TELEGRAPH.....	--	--	--	422.0	--	--	--	--
77	POSTAL SERVICES.....	--	--	--	59.4	--	--	--	--
78	ELECTRIC POWER.....	--	--	425.4	8.7	--	--	--	--
79	OTHER UTILITIES.....	--	--	108.8	144.1	--	--	--	--
80	WHOLESALE MARGINS.....	286.5	218.4	598.3	3.7	1.6	--	485.6	15.8
81	RETAIL MARGINS.....	901.5	1230.3	1780.3	5.9	1.0	--	88.2	5.4
82	IMPUTED RENT OWNER OCCD DWELL.....	--	--	--	3111.8	--	--	--	--
83	OTHER FINANCE, INS. REAL ESTATE.....	--	--	--	3012.1	478.0	--	--	--
84	BUSINESS SERVICES.....	--	--	--	157.3	--	--	--	--
85	EDUCATION SERVICES.....	--	--	--	137.3	--	--	--	--
86	HEALTH SERVICES.....	--	--	--	970.1	--	--	--	--
87	AMUSEMENT & RECREATION SERVICES.....	--	--	--	268.4	--	--	--	--
88	ACCOMMODATION & FOOD SERVICES.....	--	--	--	1826.0	--	--	--	--
89	OTHER PERSONAL & MISC. SERVICES.....	365.9	61.1	762.3	--	--	--	--	--
90	TRANSPORTATION MARGINS.....	55.3	87.1	177.2	1.1	0.2	--	88.6	4.4
91	OPERATING OFFICE, LAB & FOOD.....	--	--	--	94.6	--	--	--	--
92	TRAVEL, ADVERTISING & PROMOTION.....	--	--	--	31.6	--	--	--	--
93	NON-COMPETING IMPORTS.....	--	--	104.6	--	--	--	--	--
94	UNALLOCATED IMPORTS & EXPORTS.....	--	--	--	15.0	--	--	--	--
95	INDIRECT TAXES.....	503.9	372.8	1753.6	89.9	1.2	--	360.7	21.1
96	SUBSIDIES.....	--	--	--	--	--	--	--	--
97	WAGES & SALARIES.....	--	--	--	806.1	--	--	--	--
98	SUPPLEMENTARY LABOUR INCOME.....	--	--	--	18.0	--	--	--	--
99	NET INCOME, UNINC. BUSINESS.....	--	--	--	--	--	--	--	--
100	OTHER OPERATING SURPLUS.....	--	--	--	62.6	--	--	--	--
TOTAL.....		5862.4	4544.2	11649.9	12782.8	6484.5	2161.5	4265.0	283.0

NOTE: DETAIL MAY NOT ADD DUE TO ROUNDING

TABLE 43. FINAL DEMAND MATRIX (AGGREGATION - M), 1965 (MILLIONS OF DOLLARS) - CONCLUDED

NO	COMMODITY AGGREGATION - M	INVENTORIES	DOMESTIC EXPORTS	RE-EXPORTS	IMPORTS	GOVT GROSS CURRENT EXPEND	GOVT SALE OF GOOD & SERVICES	FINAL EXPEND. ON GDP
1	GRAINS	38.4	778.1	1.0	-29.9	--	-0.5	787.0
2	LIVE ANIMALS	-5.9	77.4	0.1	-12.6	--	-0.6	145.6
3	OTHER AGRICULTURAL PRODUCTS	15.7	160.3	1.3	-270.4	6.5	-4.8	449.5
4	FORESTRY PRODUCTS	27.2	48.3	0.9	-31.0	--	--	66.0
5	FISH LANDINGS	1.0	40.0	0.1	-16.3	--	-0.2	33.8
6	HUNTING & TRAPPING PRODUCTS	0.5	10.8	0.8	-15.8	--	--	-3.6
7	IRON ORES & CONCENTRATES	21.1	299.4	--	-62.0	--	--	258.5
8	OTHER METAL ORES & CONCENTRATES	15.9	358.6	1.3	-121.9	--	--	254.0
9	COAL	9.5	12.0	--	-167.0	9.5	--	-121.6
10	CRUDE MINERAL OILS	-8.1	280.0	--	-406.6	--	--	-134.7
11	NATURAL GAS	1.7	55.1	--	-6.3	4.5	--	100.5
12	NON-METALLIC MINERALS	1.3	206.0	1.4	-73.5	14.9	--	155.7
13	SERVICES INCIDENTAL TO MINING	--	--	--	--	--	--	116.1
14	MEAT PRODUCTS	3.4	120.1	2.5	-75.1	--	--	1319.6
15	DAIRY PRODUCTS	-3.0	46.6	0.7	-14.9	--	--	830.4
16	FISH PRODUCTS	-0.1	156.5	0.4	-17.3	--	--	206.5
17	FRUITS & VEGETABLES PREPARATIONS	18.8	26.0	0.7	-121.3	--	--	363.5
18	FEEDS	4.8	51.2	--	-28.9	--	--	59.0
19	FLOUR, WHEAT, MEAL & OTHER CEREALS	3.2	65.8	0.1	-8.7	--	--	103.1
20	BREAKFAST CEREAL & BAKERY PROD.	1.1	6.6	--	-11.6	--	--	555.6
21	SUGAR	3.9	2.2	--	-1.7	--	--	57.3
22	MISC. FOOD PRODUCTS	10.7	31.1	4.2	-145.5	--	--	452.2
23	SOFT DRINKS	1.8	0.2	--	-3.1	--	--	189.9
24	ALCOHOLIC BEVERAGES	14.4	119.2	--	-75.6	--	--	501.7
25	TOBACCO PROCESSED UNMANUFACTURED	-18.9	34.1	--	-7.0	--	--	8.2
26	CIGARETTES & TOBACCO MFG.	4.8	0.8	--	-7.8	--	--	278.7
27	TIRES & TUBES	2.6	6.4	0.7	-23.1	--	--	53.0
28	OTHER RUBBER PRODUCTS	0.8	7.6	0.4	-52.9	--	--	19.6
29	PLASTIC FABRICATED PRODUCTS	3.5	11.0	0.8	-64.2	--	--	-21.5
30	LEATHER & LEATHER PRODUCTS	6.0	13.4	0.4	-62.5	--	--	247.5
31	YARNS & MAN MADE FIBRES	5.6	30.2	1.7	-111.7	--	--	-50.9
32	FABRICS	35.8	24.0	1.7	-271.4	0.2	--	-115.4
33	OTHER TEXTILE PRODUCTS	9.6	19.9	0.6	-109.0	14.3	-0.1	151.9
34	HOSIERY & KNITTED WEAR	9.7	5.4	--	-37.4	0.2	--	262.2
35	CLOTHING & ACCESSORIES	52.2	20.8	0.8	-88.0	5.6	-0.3	975.2
36	LUMBER & TIMBER	67.8	459.3	0.2	-45.2	--	-0.2	489.4
37	PANEL & PLYWOOD	13.3	65.3	0.5	-23.6	--	--	61.9
38	OTHER WOOD FABRICATED MATERIALS	5.0	50.5	1.1	-21.6	--	--	56.8
39	FURNITURE & FIXTURES	13.3	8.0	0.4	-40.3	3.0	--	450.2
40	PULP	2.8	486.4	--	-15.3	--	--	474.0
41	NEWSPRINT & OTHER PAPER STOCK	38.2	889.6	0.2	-49.6	--	--	882.6
42	PAPER PRODUCTS	16.2	22.8	1.1	-79.9	--	--	69.9
43	PRINTING & PUBLISHING	6.7	11.2	2.7	-165.8	31.5	-3.8	168.7
44	ADVERTISING, PRINT MEDIA	--	--	--	--	--	-0.1	-0.1
45	IRON & STEEL PRODUCTS	102.6	196.8	1.7	-290.2	--	--	1.9
46	ALUMINUM PRODUCTS	3.8	350.7	0.4	-52.3	--	--	302.5
47	COPPER & COPPER ALLOY PRODUCTS	13.2	201.3	0.3	-30.1	1.6	--	186.1
48	NICKEL PRODUCTS	8.7	382.9	21.1	-30.5	1.6	--	383.7
49	OTHER NON FERROUS METAL PRODUCTS	15.4	243.2	15.3	-148.4	23.8	--	112.6
50	BOILERS, TANKS & PLATES	5.0	5.2	0.4	-18.9	--	--	32.1
51	FABRICATED STRUCTURAL METAL PROD.	40.4	11.1	0.9	-89.5	--	--	-32.9
52	OTHER METAL FABRICATED PRODUCTS	43.9	58.5	7.8	-396.1	13.9	-1.1	-95.6
53	AGRICULTURAL MACHINERY	-1.4	157.0	8.2	-352.4	--	--	189.7
54	OTHER INDUSTRIAL MACHINERY	111.2	136.9	31.6	-3238.8	9.1	-0.1	341.1
55	MOTOR VEHICLES	169.9	184.4	4.2	-351.7	24.4	--	2010.2
56	MOTOR VEHICLE PARTS	6.4	140.8	13.9	-309.3	--	--	-591.0
57	OTHER TRANSPORT EQUIPMENT	20.5	189.8	44.1	-273.3	198.0	--	659.5
58	APPLIANCES & RECEIVERS, HOUSEHOLD	33.7	22.4	1.1	-167.1	--	--	433.9
59	OTHER ELECTRICAL PRODUCTS	75.0	143.1	11.5	-459.4	37.6	--	353.0
60	CEMENT & CONCRETE PRODUCTS	11.5	5.4	--	-3.4	--	--	15.7
61	OTHER NON-METALLIC MINERAL PROD.	24.1	46.3	1.0	-189.3	--	--	-60.1
62	GASOLINE & FUEL OIL	19.0	6.1	0.7	-161.9	62.1	-0.3	548.3
63	OTHER PETROLEUM & COAL PROD.	5.9	17.7	0.2	-71.3	3.6	--	-12.3
64	INDUSTRIAL CHEMICALS	23.9	177.6	2.7	-284.4	18.2	-0.1	-59.3
65	FERTILIZERS	4.7	51.6	--	-18.5	--	--	39.6
66	PHARMACEUTICALS	8.3	14.6	2.5	-52.8	49.3	--	162.7
67	OTHER CHEMICAL PRODUCTS	19.1	30.5	3.8	-187.4	18.0	--	203.6
68	SCIENTIFIC EQUIPMENT	7.1	66.2	12.0	-315.9	50.8	--	96.6
69	OTHER MANUFACTURED PRODUCTS	7.8	28.5	4.6	-194.8	--	-0.2	193.4
70	RESIDENTIAL CONSTRUCTION	--	--	--	--	2.0	--	2218.3
71	NON-RESIDENTIAL CONSTRUCTION	--	--	--	--	18.9	--	5839.4
72	REPAIR CONSTRUCTION	--	--	--	--	445.3	--	460.4
73	PIPELINE TRANSPORTATION	--	115.9	--	-37.0	4.6	--	117.6
74	TRANSPORTATION & STORAGE	--	359.9	--	-73.0	124.2	-19.9	1012.8
75	RADIO & TELEVISION BROADCASTING	--	7.6	--	-4.3	--	--	16.3
76	TELEPHONE & TELEGRAPH	--	--	--	--	63.5	-0.1	485.4
77	POSTAL SERVICES	--	3.1	--	-4.5	22.4	--	80.4
78	ELECTRIC POWER	--	15.2	--	-13.7	102.0	-1.1	536.6
79	OTHER UTILITIES	--	--	--	--	28.3	-161.5	119.7
80	WHOLESALE MARGINS	--	222.0	10.6	-10.2	42.3	--	1874.7
81	RETAIL MARGINS	--	--	--	--	13.6	-0.1	4026.3
82	IMPUTED RENT OWNER OCCUP. DWEL.	--	--	--	--	--	--	3111.8
83	OTHER FINANCE, INS., REAL ESTATE	--	36.8	--	-149.9	102.4	-79.7	3399.6
84	BUSINESS SERVICES	--	97.6	--	-156.5	156.6	-16.2	238.8
85	EDUCATION SERVICES	--	--	--	--	3.9	-21.9	119.3
86	HEALTH SERVICES	--	--	--	--	75.2	-177.2	868.1
87	AMUSEMENT & RECREATION SERVICES	--	--	--	--	8.3	-28.4	248.3
88	ACCOMMODATION & FOOD SERVICES	--	--	--	--	--	-5.7	1820.3
89	OTHER PERSONAL & MISC. SERVICES	--	2.6	--	-11.3	150.3	-152.7	1178.2
90	TRANSPORTATION MARGINS	--	506.5	5.1	--	18.4	--	944.0
91	OPERATING, OFFICE, LAB. & FOOD	--	--	--	--	707.0	--	801.6
92	TRAVEL, ADVERTISING & PROMOTION	--	--	--	--	160.9	--	192.5
93	NON-COMPETING IMPORTS	10.1	--	0.3	-357.1	--	--	-242.2
94	UNALLOCATED IMPORTS & EXPORTS	--	1099.0	--	-1391.3	--	--	-277.3
95	INDIRECT TAXES	--	0.3	--	664.0	54.3	--	3821.7
96	SUBSIDIES	--	--	--	--	--	--	--
97	WAGES & SALARIES	--	--	--	--	5039.6	--	5845.7
98	SUPPLEMENTARY LABOUR INCOME	--	--	--	--	324.2	--	342.1
99	NET INCOME, UNINC. BUSINESS	--	--	--	--	--	--	--
100	OTHER OPERATING SURPLUS	--	--	--	--	767.9	--	830.6
	TOTAL	1243.9	10453.1	235.3	-10794.6	9038.3	-677.0	56652.3

NOTE: DETAIL MAY NOT ADD DUE TO ROUNDING.

TABLE 44. IMPACT (INVERSE) MATRIX (AGGREGATION - M), 1965

COMMODITY AGGREGATION - M	AGRICULTURE	FORESTRY	FISHING, HUNTING & TRAPPING	METAL MINES	MINERAL FUELS	NON-METAL MINES & QUARRIES	SERVICES INCIDENTAL TO MINING	FOOD & BEVERAGE INDUSTRIES
NO.								
1 GRAINS.....	1.0703	0.0031	0.0017	0.0022	0.0163	0.0086	0.0009	0.1051
2 LIVE ANIMALS.....	1.0710	0.0031	0.0017	0.0022	0.0163	0.0086	0.0009	0.1041
3 OTHER AGRICULTURAL PRODUCTS.....	1.0627	0.0058	0.0018	0.0022	0.0162	0.0085	0.0009	0.1085
4 FORESTRY PRODUCTS.....	0.0354	1.0389	0.0003	0.0030	0.0105	0.0011	0.0007	0.0182
5 FISH LANDINGS.....	0.0022	0.0050	1.0121	0.0032	0.0154	0.0033	0.0007	0.0039
6 HUNTING & TRAPPING PRODUCTS.....	0.0022	0.0050	1.0121	0.0032	0.0154	0.0033	0.0007	0.0039
7 IRON ORES & CONCENTRATES.....	0.0039	0.0021	0.0002	0.9753	0.0058	0.0037	0.0269	0.0088
8 OTHER METAL ORES & CONCENTRATES.....	0.0039	0.0022	0.0002	0.9534	0.0060	0.0037	0.0263	0.0087
9 COAL.....	0.0025	0.0017	0.0001	0.0044	1.0043	0.0011	0.0339	0.0054
10 CRUDE MINERAL OILS.....	0.0025	0.0017	0.0001	0.0044	1.0043	0.0011	0.0339	0.0054
11 NATURAL GAS.....	0.0025	0.0017	0.0001	0.0044	1.0041	0.0011	0.0339	0.0054
12 NON-METALLIC MINERALS.....	0.0054	0.0059	0.0002	0.0040	0.0714	0.9106	0.0130	0.0124
13 SERVICES INCIDENTAL TO MINING.....	0.0055	0.0027	0.0003	0.0703	0.0095	0.0110	0.9326	0.0119
14 MEAT PRODUCTS.....	0.3198	0.0001	0.0163	0.0029	0.0098	0.0006	1.0287	0.0039
15 DAIRY PRODUCTS.....	0.3375	0.0007	0.0189	0.0030	0.0100	0.0042	0.0006	1.1902
16 FISH PRODUCTS.....	0.3386	0.0007	0.0190	0.0031	0.0101	0.0043	0.0006	1.1945
17 FRUITS & VEGETABLES PREPARATIONS.....	0.3386	0.0007	0.0190	0.0031	0.0100	0.0043	0.0006	1.1944
18 FEEDS.....	0.3391	0.0007	0.0190	0.0030	0.0100	0.0042	0.0006	1.1964
19 FLOUR, WHEAT MEAL & OTHER CEREALS.....	0.3412	0.0008	0.0191	0.0030	0.0100	0.0042	0.0006	1.2038
20 BREAKFAST CEREAL & BAKERY PROD.....	0.3357	0.0007	0.0188	0.0030	0.0100	0.0042	0.0006	1.1842
21 SUGAR.....	0.3412	0.0008	0.0191	0.0030	0.0100	0.0042	0.0006	1.2038
22 MISC. FOOD PRODUCTS.....	0.3470	0.0006	0.0186	0.0030	0.0101	0.0043	0.0006	1.1741
23 SOFT DRINKS.....	0.3412	0.0008	0.0191	0.0030	0.0100	0.0042	0.0006	1.2038
24 ALCOHOLIC BEVERAGES.....	0.3412	0.0008	0.0191	0.0030	0.0100	0.0042	0.0006	1.2038
25 TOBACCO PROCESSED UNMANUFACTURED.....	0.2517	0.0174	0.0007	0.0018	0.0068	0.0027	0.0004	0.0374
26 CIGARETTES & TOBACCO MFG.....	0.2517	0.0174	0.0007	0.0018	0.0068	0.0027	0.0004	0.0374
27 TIRES & TUBES.....	0.0060	0.0003	0.0003	0.0040	0.0068	0.0040	0.0004	0.0146
28 OTHER RUBBER PRODUCTS.....	0.0063	0.0003	0.0003	0.0051	0.0068	0.0043	0.0005	0.0156
29 PLASTIC FABRICATED PRODUCTS.....	0.0108	0.0206	0.0005	0.0077	0.0073	0.0045	0.0006	0.0305
30 LEATHER & LEATHER PRODUCTS.....	0.0264	0.0082	0.0013	0.0032	0.0049	0.0017	0.0003	0.0803
31 YARNS & MAN MADE FIBRES.....	0.0109	0.0063	0.0003	0.0024	0.0057	0.0020	0.0004	0.0134
32 FABRICS.....	0.0103	0.0063	0.0003	0.0023	0.0051	0.0015	0.0003	0.0123
33 OTHER TEXTILE PRODUCTS.....	0.0108	0.0073	0.0003	0.0032	0.0054	0.0017	0.0004	0.0128
34 HOSIERY & KNITTED WEAR.....	0.0081	0.0047	0.0005	0.0016	0.0037	0.0010	0.0002	0.0091
35 CLOTHING & ACCESSORIES.....	0.0168	0.0043	0.0015	0.0019	0.0033	0.0009	0.0002	0.0106
36 LUMBER & TIMBER.....	0.0151	0.3508	0.0003	0.0033	0.0078	0.0012	0.0005	0.0133
37 VENEER & PLYWOOD.....	0.0152	0.3513	0.0003	0.0034	0.0077	0.0011	0.0005	0.0133
38 OTHER WOOD FABRICATED MATERIALS.....	0.0145	0.3290	0.0003	0.0039	0.0077	0.0014	0.0005	0.0132
39 FURNITURE & FIXTURES.....	0.0054	0.0391	0.0002	0.0140	0.0047	0.0015	0.0006	0.0104
40 PULP.....	0.0096	0.1700	0.0002	0.0036	0.0121	0.0057	0.0007	0.0129
41 NEWSPRINT & OTHER PAPER STOCK.....	0.0096	0.1698	0.0002	0.0037	0.0121	0.0057	0.0007	0.0129
42 PAPER PRODUCTS.....	0.0099	0.1463	0.0003	0.0056	0.0112	0.0052	0.0007	0.0160
43 PRINTING & PUBLISHING.....	0.0047	0.0143	0.0002	0.0026	0.0048	0.0016	0.0003	0.0092
44 ADVERTISING, PRINT MEDIA.....	0.0045	0.0306	0.0002	0.0024	0.0045	0.0015	0.0003	0.0090
45 IRON & STEEL PRODUCTS.....	0.0036	0.0032	0.0002	0.2375	0.0123	0.0048	0.0070	0.0082
46 ALUMINUM PRODUCTS.....	0.0036	0.0033	0.0002	0.2513	0.0128	0.0049	0.0074	0.0082
47 COPPER & COPPER ALLOY PRODUCTS.....	0.0036	0.0032	0.0002	0.2511	0.0128	0.0049	0.0074	0.0082
48 NICKEL PRODUCTS.....	0.0036	0.0032	0.0002	0.2536	0.0129	0.0050	0.0075	0.0083
49 OTHER NON FERROUS METAL PRODUCTS.....	0.0037	0.0036	0.0002	0.2298	0.0121	0.0048	0.0068	0.0085
50 BOILERS, TANKS & PLATES.....	0.0035	0.0043	0.0002	0.0556	0.0060	0.0023	0.0018	0.0081
51 FABRICATED STRUCTURAL METAL PROD.....	0.0035	0.0045	0.0002	0.0819	0.0070	0.0027	0.0026	0.0081
52 OTHER METAL FABRICATED PRODUCTS.....	0.0038	0.0052	0.0002	0.0586	0.0062	0.0024	0.0019	0.0091
53 AGRICULTURAL MACHINERY.....	0.0034	0.0040	0.0002	0.0311	0.0045	0.0030	0.0012	0.0080
54 OTHER INDUSTRIAL MACHINERY.....	0.0038	0.0055	0.0002	0.0426	0.0066	0.0048	0.0035	0.0092
55 MOTOR VEHICLES.....	0.0033	0.0039	0.0002	0.0216	0.0040	0.0015	0.0008	0.0074
56 MOTOR VEHICLE PARTS.....	0.0034	0.0046	0.0002	0.0256	0.0043	0.0017	0.0009	0.0076
57 OTHER TRANSPORT EQUIPMENT.....	0.0034	0.0044	0.0002	0.0247	0.0044	0.0017	0.0009	0.0076
58 APPLIANCES & RECEIVERS, HOUSEHOLD.....	0.0036	0.0046	0.0002	0.0337	0.0047	0.0020	0.0012	0.0086
59 OTHER ELECTRICAL PRODUCTS.....	0.0036	0.0049	0.0002	0.0321	0.0047	0.0020	0.0011	0.0084
60 CEMENT & CONCRETE PRODUCTS.....	0.0051	0.0068	0.0002	0.0135	0.0159	0.0462	0.0015	0.0111
61 OTHER NON-METALLIC MINERAL PROD.....	0.0052	0.0076	0.0002	0.0139	0.0156	0.0463	0.0015	0.0112
62 GASOLINE & FUEL OIL.....	0.0029	0.0023	0.0001	0.0073	0.3538	0.0015	0.0121	0.0070
63 OTHER PETROLEUM & COAL PROD.....	0.0042	0.0074	0.0002	0.0155	0.3438	0.0034	0.0121	0.0102
64 INDUSTRIAL CHEMICALS.....	0.0142	0.0097	0.0007	0.0121	0.0184	0.0153	0.0012	0.0415
65 FERTILIZERS.....	0.0090	0.0074	0.0004	0.0051	0.0156	0.0101	0.0055	0.0241
66 PHARMACEUTICALS.....	0.0208	0.0083	0.0011	0.0061	0.0180	0.0154	0.0010	0.0652
67 OTHER CHEMICAL PRODUCTS.....	0.0201	0.0096	0.0014	0.0074	0.0179	0.0149	0.0011	0.0637
68 SCIENTIFIC EQUIPMENT.....	0.0054	0.0121	0.0003	0.0303	0.0054	0.0027	0.0011	0.0123
69 OTHER MANUFACTURED PRODUCTS.....	0.0069	0.0173	0.0003	0.0265	0.0062	0.0031	0.0010	0.0163
70 RESIDENTIAL CONSTRUCTION.....	0.0046	0.0197	0.0002	0.0186	0.0079	0.0070	0.0058	0.0080
71 NON-RESIDENTIAL CONSTRUCTION.....	0.0046	0.0197	0.0002	0.0186	0.0079	0.0070	0.0058	0.0080
72 REPAIR CONSTRUCTION.....	0.0046	0.0197	0.0002	0.0186	0.0079	0.0070	0.0058	0.0080
73 PIPELINE TRANSPORTATION.....	0.0039	0.0026	0.0002	0.0027	0.0151	0.0010	0.0008	0.0075
74 TRANSPORTATION & STORAGE.....	0.0041	0.0058	0.0002	0.0027	0.0150	0.0010	0.0008	0.0076
75 RADIO & TELEVISION BROADCASTING.....	0.0019	0.0019	0.0001	0.0018	0.0022	0.0005	0.0003	0.0037
76 TELEPHONE & TELEGRAPH.....	0.0019	0.0019	0.0001	0.0018	0.0022	0.0005	0.0003	0.0037
77 POSTAL SERVICES.....	0.0019	0.0019	0.0001	0.0018	0.0022	0.0005	0.0003	0.0037
78 ELECTRIC POWER.....	0.0010	0.0019	--	0.0056	0.0114	0.0005	0.0008	0.0020
79 OTHER UTILITIES.....	0.0011	0.0028	--	0.0013	0.0112	0.0005	0.0007	0.0021
80 WHOLESALE MARGINS.....	0.0155	0.0067	0.0008	0.0056	0.0078	0.0015	0.0005	0.0453
81 RETAIL MARGINS.....	0.0462	0.0043	0.0003	0.0017	0.0065	0.0009	0.0004	0.0136
82 IMPUTED RENT OWNER OCCUP. DWEL.....	0.0007	0.0031	--	0.0029	0.0013	0.0011	0.0009	0.0013
83 OTHER FINANCE, INS., REAL ESTATE.....	0.0041	0.0026	0.0002	0.0035	0.0089	0.0011	0.0007	0.0086
84 BUSINESS SERVICES.....	0.0033	0.0020	0.0002	0.0033	0.0030	0.0006	0.0003	0.0070
85 EDUCATION SERVICES.....	0.0035	0.0017	0.0002	0.0020	0.0037	0.0007	0.0002	0.0071
86 HEALTH SERVICES.....	0.0035	0.0017	0.0002	0.0020	0.0037	0.0007	0.0002	0.0071
87 AMUSEMENT & RECREATION SERVICES.....	0.0070	0.0037	0.0003	0.0031	0.0047	0.0009	0.0004	0.0141
88 ACCOMMODATION & FOOD SERVICES.....	0.0772	0.0161	0.0058	0.0040	0.0062	0.0016	0.0004	0.1963
89 OTHER PERSONAL & MISC. SERVICES.....	0.0177	0.0058	0.0005	0.0053	0.0059	0.0026	0.0012	0.0128
90 TRANSPORTATION MARGINS.....	0.0040	0.0057	0.0002	0.0026	0.0047	0.0009	0.0008	0.0074
91 OPERATING, OFFICE, LAB. & FOOD.....	0.0292	0.0117	0.0011	0.0103	0.0057	0.0030	0.0008	0.0614
92 TRAVEL, ADVERTISING & PROMOTION.....	0.0234	0.0126	0.0015	0.0030	0.0118	0.0011	0.0006	0.0602

TABLE 44. IMPACT (INVERSE) MATRIX (AGGREGATION - M), 1965 - CONTINUED

NO.	COMMODITY AGGREGATION - M	TOBACCO PRODUCTS INDUSTRIES	RUBBER & PLASTIC PROD. IND.	LEATHER INDUSTRIES	TEXTILE INDUSTRIES	KNITTING MILLS	CLOTHING INDUSTRIES	WOOD	FURNITURE FIXTURE INDUSTRIES
1	GRAINS.....	--	0.0062	0.0002	0.0064	0.0002	0.0004	0.0037	0.0005
2	LIVE ANIMALS.....	--	0.0062	0.0002	0.0064	0.0002	0.0004	0.0037	0.0005
3	OTHER AGRICULTURAL PRODUCTS.....	--	0.0062	0.0002	0.0064	0.0002	0.0004	0.0037	0.0005
4	FORESTRY PRODUCTS.....	--	0.0067	0.0004	0.0054	0.0002	0.0006	0.0156	0.0009
5	FISH LANDINGS.....	--	0.0040	0.0003	0.0315	0.0008	0.0007	0.0128	0.0013
6	HUNTING & TRAPPING PRODUCTS.....	--	0.0040	0.0003	0.0315	0.0008	0.0007	0.0128	0.0013
7	IRON ORES & CONCENTRATES.....	--	0.0046	0.0003	0.0025	0.0001	0.0004	0.0022	0.0005
8	OTHER METAL ORES & CONCENTRATES.....	--	0.0047	0.0003	0.0025	0.0001	0.0004	0.0024	0.0005
9	COAL.....	--	0.0025	0.0002	0.0014	0.0001	0.0002	0.0025	0.0004
10	CRUDE MINERAL OILS.....	--	0.0025	0.0002	0.0014	0.0001	0.0002	0.0025	0.0004
11	NATURAL GAS.....	--	0.0025	0.0002	0.0014	0.0001	0.0002	0.0025	0.0004
12	NON-METALLIC MINERALS.....	--	0.0059	0.0004	0.0084	0.0003	0.0005	0.0051	0.0008
13	SERVICES INCIDENTAL TO MINING.....	--	0.0063	0.0004	0.0030	0.0002	0.0005	0.0021	0.0007
14	MEAT PRODUCTS.....	0.0013	0.0001	0.0004	0.0071	0.0003	0.0006	0.0052	0.0007
15	DAIRY PRODUCTS.....	0.0001	0.0004	0.0003	0.0073	0.0003	0.0004	0.0055	0.0007
16	FISH PRODUCTS.....	0.0001	0.0005	0.0003	0.0073	0.0003	0.0004	0.0055	0.0007
17	FRUITS & VEGETABLES PREPARATIONS.....	0.0001	0.0005	0.0003	0.0073	0.0003	0.0004	0.0055	0.0007
18	FEEDS.....	0.0001	0.0004	0.0003	0.0073	0.0003	0.0004	0.0055	0.0007
19	FLOUR, WHEAT, MEAL & OTHER CEREALS.....	0.0001	0.0005	0.0003	0.0073	0.0003	0.0004	0.0055	0.0007
20	BREAKFAST CEREAL & BAKERY PROD.....	0.0001	0.0004	0.0003	0.0073	0.0003	0.0004	0.0055	0.0007
21	SUGAR.....	0.0001	0.0005	0.0003	0.0073	0.0003	0.0004	0.0055	0.0007
22	MISC. FOOD PRODUCTS.....	0.0001	0.0004	0.0003	0.0073	0.0003	0.0004	0.0054	0.0007
23	SOFT DRINKS.....	0.0001	0.0005	0.0003	0.0073	0.0003	0.0004	0.0055	0.0007
24	ALCOHOLIC BEVERAGES.....	0.0001	0.0005	0.0003	0.0073	0.0003	0.0004	0.0055	0.0007
25	TOBACCO PROCESSED UNMANUFACTURED.....	1.2208	0.0075	0.0003	0.0130	0.0003	0.0004	0.0103	0.0008
26	CIGARETTES & TOBACCO MFG.....	1.2208	0.0075	0.0003	0.0130	0.0003	0.0004	0.0103	0.0008
27	TIRES & TUBES.....	--	0.0111	0.0041	0.0667	0.0067	0.0031	0.0052	0.0007
28	OTHER RUBBER PRODUCTS.....	--	0.9405	0.0222	0.0780	0.0065	0.0044	0.0058	0.0012
29	PLASTIC FABRICATED PRODUCTS.....	--	0.8009	0.0077	0.0665	0.0055	0.0027	0.0195	0.0076
30	LEATHER & LEATHER PRODUCTS.....	0.0001	0.0790	1.1605	0.0382	0.0085	0.0101	0.0008	0.0012
31	YARNS & MAN MADE FIBRES.....	--	0.0124	0.0015	1.2291	0.0155	0.0131	0.0036	0.0012
32	FABRICS.....	--	0.0138	0.0016	1.1618	0.0159	0.0159	0.0035	0.0017
33	OTHER TEXTILE PRODUCTS.....	--	0.0238	0.0038	1.1768	0.0289	0.0219	0.0049	0.0145
34	HOSIERY & KNITTED WEAR.....	--	0.0090	0.0035	0.3896	0.0305	0.0272	0.0026	0.0010
35	CLOTHING & ACCESSORIES.....	--	0.0190	0.0114	0.3246	0.0503	0.0870	0.0028	0.0014
36	LUMBER & TIMBER.....	--	0.0070	0.0004	0.0050	0.0003	0.0005	1.0029	0.0040
37	VENEER & PLYWOOD.....	--	0.0070	0.0004	0.0048	0.0003	0.0005	1.1083	0.0024
38	OTHER WOOD FABRICATED MATERIALS.....	--	0.0083	0.0007	0.0080	0.0006	0.0005	1.0243	0.0006
39	FURNITURE & FIXTURES.....	--	0.0347	0.0045	0.0648	0.0065	0.0013	0.1025	0.9301
40	PULP.....	--	0.0085	0.0003	0.0111	0.0004	0.0005	0.0005	0.0024
41	NEWSPRINT & OTHER PAPER STOCK.....	--	0.0085	0.0004	0.0112	0.0004	0.0005	0.0042	0.0024
42	PAPER PRODUCTS.....	--	0.0505	0.0015	0.0226	0.0008	0.0017	0.0392	0.0024
43	PRINTING & PUBLISHING.....	--	0.0058	0.0002	0.0073	0.0006	0.0003	0.0008	0.0008
44	ADVERTISING, PRINT MEDIA.....	--	0.0001	0.0002	0.0071	0.0006	0.0003	0.0000	0.0007
45	IRON & STEEL PRODUCTS.....	--	0.0050	0.0003	0.0025	0.0001	0.0003	0.0043	0.0010
46	ALUMINUM PRODUCTS.....	--	0.0050	0.0003	0.0025	0.0001	0.0004	0.0046	0.0010
47	COPPER & COPPER ALLOY PRODUCTS.....	--	0.0047	0.0003	0.0028	0.0001	0.0003	0.0042	0.0010
48	NICKEL PRODUCTS.....	--	0.0046	0.0003	0.0024	0.0001	0.0003	0.0042	0.0010
49	OTHER NON FERROUS METAL PRODUCTS.....	--	0.0056	0.0004	0.0036	0.0002	0.0004	0.0048	0.0011
50	BOILERS, TANKS & PLATES.....	--	0.0077	0.0003	0.0033	0.0002	0.0003	0.0057	0.0014
51	FABRICATED STRUCTURAL METAL PROD.....	--	0.0065	0.0003	0.0034	0.0002	0.0003	0.0063	0.0039
52	OTHER METAL FABRICATED PRODUCTS.....	--	0.0104	0.0003	0.0054	0.0002	0.0004	0.0085	0.0040
53	AGRICULTURAL MACHINERY.....	--	0.0136	0.0004	0.0034	0.0002	0.0003	0.0066	0.0015
54	OTHER INDUSTRIAL MACHINERY.....	0.0002	0.0148	0.0004	0.0068	0.0003	0.0006	0.0067	0.0025
55	MOTOR VEHICLES.....	--	0.0221	0.0006	0.0174	0.0009	0.0006	0.0062	0.0019
56	MOTOR VEHICLE PARTS.....	--	0.0293	0.0006	0.0187	0.0010	0.0006	0.0059	0.0019
57	OTHER TRANSPORT EQUIPMENT.....	--	0.0260	0.0006	0.0164	0.0009	0.0006	0.0076	0.0029
58	APPLIANCES & RECOVERERS, HOUSEHOLD.....	--	0.0213	0.0005	0.0058	0.0004	0.0004	0.0054	0.0065
59	OTHER ELECTRICAL PRODUCTS.....	--	0.0181	0.0005	0.0064	0.0005	0.0004	0.0062	0.0173
60	CEMENT & CONCRETE PRODUCTS.....	--	0.0080	0.0004	0.0061	0.0003	0.0005	0.0050	0.0009
61	OTHER NON-METALLIC MINERAL PROD.....	--	0.0165	0.0005	0.0162	0.0005	0.0006	0.0054	0.0019
62	GASOLINE & FUEL OIL.....	--	0.0036	0.0002	0.0018	0.0001	0.0002	0.0031	0.0004
63	OTHER PETROLEUM & COAL PROD.....	--	0.0049	0.0002	0.0028	0.0001	0.0003	0.0057	0.0006
64	INDUSTRIAL CHEMICALS.....	--	0.0215	0.0005	0.0124	0.0004	0.0005	0.0054	0.0008
65	FERTILIZERS.....	--	0.0103	0.0004	0.0002	0.0003	0.0005	0.0051	0.0008
66	PHARMACEUTICALS.....	--	0.0131	0.0004	0.0078	0.0003	0.0004	0.0050	0.0008
67	OTHER CHEMICAL PRODUCTS.....	--	0.0195	0.0010	0.0117	0.0005	0.0005	0.0087	0.0008
68	SCIENTIFIC EQUIPMENT.....	--	0.0213	0.0032	0.0226	0.0014	0.0010	0.0225	0.0023
69	OTHER MANUFACTURED PRODUCTS.....	--	0.0739	0.0066	0.0408	0.0021	0.0050	0.0305	0.0163
70	RESIDENTIAL CONSTRUCTION.....	--	0.0111	0.0004	0.0069	0.0003	0.0004	0.0518	0.0039
71	NON-RESIDENTIAL CONSTRUCTION.....	--	0.0111	0.0004	0.0069	0.0003	0.0004	0.0518	0.0039
72	REPAIR CONSTRUCTION.....	--	0.0111	0.0004	0.0069	0.0003	0.0004	0.0518	0.0039
73	PIPELINE TRANSPORTATION.....	--	0.0099	0.0003	0.0034	0.0002	0.0003	0.0034	0.0007
74	TRANSPORTATION & STORAGE.....	--	0.0098	0.0003	0.0034	0.0002	0.0004	0.0040	0.0007
75	RADIO & TELEVISION BROADCASTING.....	--	0.0025	0.0001	0.0018	0.0001	0.0002	0.0026	0.0006
76	TELEPHONE & TELEGRAPH.....	--	0.0025	0.0001	0.0018	0.0001	0.0002	0.0026	0.0006
77	POSTAL SERVICES.....	--	0.0025	0.0001	0.0018	0.0001	0.0002	0.0026	0.0006
78	ELECTRIC POWER.....	--	0.0013	0.0001	0.0008	--	0.0001	0.0029	0.0003
79	OTHER UTILITIES.....	--	0.0013	0.0001	0.0010	0.0001	0.0001	0.0033	0.0003
80	WHOLESALE MARGINS.....	0.0006	0.0110	0.0011	0.0089	0.0006	0.0020	0.0084	0.0022
81	RETAIL MARGINS.....	--	0.0050	0.0003	0.0032	0.0002	0.0022	0.0033	0.0005
82	IMPUTED RENT OWNER OCUP DWEL.....	--	0.0017	0.0001	0.0011	0.0001	0.0001	0.0080	0.0006
83	OTHER FINANCE, INS, REAL ESTATE.....	--	0.0032	0.0002	0.0024	0.0002	0.0004	0.0036	0.0005
84	BUSINESS SERVICES.....	--	0.0038	0.0002	0.0021	0.0001	0.0003	0.0016	0.0005
85	EDUCATION SERVICES.....	--	0.0039	0.0003	0.0090	0.0003	0.0004	0.0015	0.0007
86	HEALTH SERVICES.....	--	0.0039	0.0003	0.0090	0.0003	0.0004	0.0015	0.0007
87	AMUSEMENT & RECREATION SERVICES.....	--	0.0067	0.0016	0.0048	0.0003	0.0006	0.0042	0.0011
88	ACCOMMODATION & FOOD SERVICES.....	0.0005	0.0053	0.0004	0.0121	0.0005	0.0013	0.0035	0.0013
89	OTHER PERSONAL & MISC. SERVICES.....	--	0.0066	0.0012	0.0077	0.0006	0.0009	0.0103	0.0094
90	TRANSPORTATION MARGINS.....	--	0.0096	0.0003	0.0034	0.0002	0.0003	0.0039	0.0006
91	OPERATING OFFICE, LAB. & FOOD.....	0.0001	0.0362	0.0024	0.0150	0.0008	0.0030	0.0074	0.0029
92	TRAVEL, ADVERTISING & PROMOTION.....	0.0001	0.0072	0.0004	0.0062	0.0003	0.0006	0.0047	0.0011

TABLE 44. IMPACT (INVERSE) MATRIX (AGGREGATION - M), 1965 - CONTINUED

NO	COMMODITY AGGREGATION - M	PAPER & ALLIED INDUSTRIES	PRINTING & PUBLISHING	PRIMARY METAL INDUSTRIES	METAL FABRICATING INDUSTRIES	MACHINERY INDUSTRIES	TRANSPORT EQUIPMENT INDUSTRIES	ELECTRICAL PRODUCTS INDUSTRIES	NON-METAL MINERAL PROD. IND.
1	GRAINS.....	0.0114	0.0080	0.0087	0.0137	0.0070	0.0057	0.0057	0.0041
2	LIVE ANIMALS.....	0.0114	0.0081	0.0087	0.0137	0.0070	0.0057	0.0057	0.0041
3	OTHER AGRICULTURAL PRODUCTS.....	0.0116	0.0081	0.0087	0.0138	0.0070	0.0057	0.0057	0.0041
4	FORESTRY PRODUCTS.....	0.0122	0.0140	0.0119	0.0223	0.0104	0.0116	0.0100	0.0044
5	FISH LANDINGS.....	0.0057	0.0044	0.0132	0.0147	0.0100	0.0442	0.0278	0.0035
6	HUNTING & TRAPPING PRODUCTS.....	0.0057	0.0044	0.0132	0.0147	0.0100	0.0442	0.0278	0.0035
7	IRON ORES & CONCENTRATES.....	0.0093	0.0094	0.0676	0.0158	0.0110	0.0077	0.0072	0.0043
8	OTHER METAL ORES & CONCENTRATES.....	0.0093	0.0094	0.0992	0.0162	0.0110	0.0077	0.0072	0.0043
9	COAL.....	0.0056	0.0087	0.0077	0.0100	0.0083	0.0043	0.0050	0.0033
10	CRUDE MINERAL OILS.....	0.0056	0.0087	0.0077	0.0100	0.0083	0.0043	0.0050	0.0033
11	NATURAL GAS.....	0.0056	0.0087	0.0077	0.0100	0.0083	0.0043	0.0050	0.0033
12	NON-METALLIC MINERALS.....	0.0290	0.0120	0.0119	0.0144	0.0114	0.0072	0.0075	0.0324
13	SERVICES INCIDENTAL TO MINING.....	0.0129	0.0175	0.0261	0.0194	0.0205	0.0104	0.0161	0.0029
14	MEAT PRODUCTS.....	0.0428	0.0207	0.0118	0.0252	0.0065	0.0077	0.0070	0.0091
15	DAIRY PRODUCTS.....	0.0460	0.0215	0.0125	0.0272	0.0067	0.0081	0.0072	0.0102
16	FISH PRODUCTS.....	0.0463	0.0215	0.0126	0.0273	0.0067	0.0081	0.0072	0.0104
17	FRUITS & VEGETABLES PREPARATIONS.....	0.0462	0.0215	0.0126	0.0273	0.0067	0.0081	0.0072	0.0104
18	FEEDS.....	0.0461	0.0215	0.0125	0.0273	0.0067	0.0081	0.0072	0.0104
19	FLOUR, WHEAT MEAL & OTHER CEREALS.....	0.0463	0.0215	0.0125	0.0274	0.0067	0.0081	0.0072	0.0104
20	BREAKFAST CEREAL & BAKERY PROD.....	0.0459	0.0215	0.0124	0.0271	0.0067	0.0081	0.0072	0.0104
21	SUGAR.....	0.0463	0.0215	0.0125	0.0274	0.0067	0.0081	0.0072	0.0104
22	MISC. FOOD PRODUCTS.....	0.0457	0.0213	0.0125	0.0271	0.0067	0.0080	0.0072	0.0104
23	SOFT DRINKS.....	0.0463	0.0215	0.0125	0.0274	0.0067	0.0081	0.0072	0.0104
24	ALCOHOLIC BEVERAGES.....	0.0463	0.0215	0.0125	0.0274	0.0067	0.0081	0.0072	0.0104
25	TOBACCO PROCESSED UNMANUFACTURED.....	0.0972	0.0309	0.0071	0.0123	0.0049	0.0050	0.0045	0.0023
26	CIGARETTES & TOBACCO MFG.....	0.0972	0.0309	0.0071	0.0123	0.0049	0.0050	0.0045	0.0023
27	TIRES & TUBES.....	0.0446	0.0221	0.0165	0.0191	0.0054	0.0069	0.0059	0.0054
28	OTHER RUBBER PRODUCTS.....	0.0437	0.0218	0.0202	0.0261	0.0056	0.0162	0.0080	0.0164
29	PLASTIC FABRICATED PRODUCTS.....	0.1042	0.0212	0.0311	0.0484	0.0172	0.0127	0.0308	0.0150
30	LEATHER & LEATHER PRODUCTS.....	0.0375	0.0193	0.0128	0.0217	0.0080	0.0076	0.0076	0.0044
31	YARNS & MAN MADE FIBRES.....	0.0366	0.0149	0.0096	0.0125	0.0049	0.0059	0.0059	0.0045
32	FABRICS.....	0.0362	0.0153	0.0090	0.0118	0.0047	0.0057	0.0057	0.0041
33	OTHER TEXTILE PRODUCTS.....	0.0405	0.0147	0.0131	0.0167	0.0049	0.0060	0.0083	0.0055
34	HOSIERY & KNITTED WEAR.....	0.0275	0.0137	0.0063	0.0086	0.0041	0.0048	0.0046	0.0026
35	CLOTHING & ACCESSORIES.....	0.0232	0.0146	0.0068	0.0091	0.0041	0.0056	0.0049	0.0026
36	LUMBER & TIMBER.....	0.0382	0.0134	0.0139	0.0239	0.0085	0.0098	0.0090	0.0078
37	VENEER & PLYWOOD.....	0.0171	0.0134	0.0139	0.0240	0.0085	0.0098	0.0090	0.0078
38	OTHER WOOD FABRICATED MATERIALS.....	0.0463	0.0136	0.0163	0.0283	0.0087	0.0097	0.0095	0.0088
39	FURNITURE & FIXTURES.....	0.0330	0.0151	0.0618	0.1018	0.0166	0.0112	0.0241	0.0122
40	PULP.....	1.1626	0.0149	0.0150	0.0177	0.0060	0.0070	0.0065	0.0071
41	NEWSPRINT & OTHER PAPER STOCK.....	1.1527	0.0169	0.0153	0.0177	0.0060	0.0070	0.0065	0.0071
42	PAPER PRODUCTS.....	0.9905	0.0501	0.0216	0.0353	0.0062	0.0071	0.0071	0.0058
43	PRINTING & PUBLISHING.....	0.2290	1.0418	0.0106	0.0096	0.0058	0.0055	0.0050	0.0051
44	ADVERTISING-PRINT MEDIA.....	0.2036	1.0790	0.0098	0.0085	0.0046	0.0046	0.0049	0.0050
45	IRON & STEEL PRODUCTS.....	0.0113	0.0096	1.0926	0.1064	0.0203	0.0147	0.0100	0.0122
46	ALUMINUM PRODUCTS.....	0.0110	0.0094	1.1561	0.0364	0.0096	0.0085	0.0188	0.0103
47	COPPER & COPPER ALLOY PRODUCTS.....	0.0110	0.0094	1.1550	0.0426	0.0097	0.0090	0.0159	0.0100
48	NICKEL PRODUCTS.....	0.0110	0.0093	1.1666	0.0358	0.0096	0.0084	0.0083	0.0088
49	OTHER NON FERROUS METAL PRODUCTS.....	0.0126	0.0102	1.0476	0.0869	0.0248	0.0178	0.0322	0.0140
50	BOILERS, TANKS & PLATES.....	0.0161	0.0126	0.2549	1.0556	0.0577	0.0198	0.0387	0.0090
51	FABRICATED STRUCTURAL METAL PROD.....	0.0162	0.0121	0.3754	0.9409	0.0316	0.0230	0.0201	0.0121
52	OTHER METAL FABRICATED PRODUCTS.....	0.0162	0.0127	0.2681	0.9884	0.0381	0.0430	0.0592	0.0101
53	AGRICULTURAL MACHINERY.....	0.0120	0.0152	1.1413	1.1112	1.0012	0.0202	0.0602	0.0052
54	OTHER INDUSTRIAL MACHINERY.....	0.0216	0.0163	1.1722	0.7528	0.0726	0.0674	0.0054	0.0054
55	MOTOR VEHICLES.....	0.0128	0.0126	0.0979	0.0592	0.0158	1.1991	0.0313	0.0143
56	MOTOR VEHICLE PARTS.....	0.0182	0.0127	0.1162	0.0988	0.0122	1.1127	0.0394	0.0152
57	OTHER TRANSPORT EQUIPMENT.....	0.0131	0.0127	0.1122	0.0930	0.0533	1.0727	0.0299	0.0143
58	APPLIANCES & REFRIGERATORS HOUSEHOLD.....	0.0194	0.0160	0.1524	0.0785	0.0412	0.0188	1.0660	0.0105
59	OTHER ELECTRICAL PRODUCTS.....	0.0194	0.0159	0.1446	0.0658	0.0468	0.0434	0.9803	0.0139
60	CEMENT & CONCRETE PRODUCTS.....	0.0337	0.0152	0.0214	0.0220	0.0080	0.0084	0.0098	1.1290
61	OTHER NON-METALLIC MINERAL PROD.....	0.0308	0.0153	0.0246	0.0325	0.0080	0.0094	0.0110	0.0819
62	GASOLINE & FUEL OIL.....	0.0081	0.0104	0.0098	0.0146	0.0056	0.0052	0.0051	0.0039
63	OTHER PETROLEUM & COAL PROD.....	0.0400	0.0127	0.0655	0.0162	0.0062	0.0055	0.0055	0.0054
64	INDUSTRIAL CHEMICALS.....	0.0555	0.0290	0.0512	0.0259	0.0065	0.0073	0.0070	0.0132
65	FERTILIZERS.....	0.0397	0.0228	0.0185	0.0212	0.0083	0.0073	0.0072	0.0089
66	PHARMACEUTICALS.....	0.0460	0.0297	0.0213	0.0259	0.0064	0.0073	0.0069	0.0125
67	OTHER CHEMICAL PRODUCTS.....	0.0469	0.0290	0.0287	0.0335	0.0065	0.0091	0.0098	0.0196
68	SCIENTIFIC EQUIPMENT.....	0.0344	0.0228	0.0902	0.0586	0.0184	0.0273	0.1825	0.0207
69	OTHER MANUFACTURED PRODUCTS.....	0.0540	0.0257	0.0743	0.0808	0.0082	0.0121	0.0176	0.0208
70	RESIDENTIAL CONSTRUCTION.....	0.0190	0.0092	0.0801	0.1028	0.0156	0.0120	0.0396	0.0716
71	NON-RESIDENTIAL CONSTRUCTION.....	0.0190	0.0092	0.0801	0.1028	0.0156	0.0120	0.0396	0.0716
72	REPAIR CONSTRUCTION.....	0.0190	0.0092	0.0801	0.1028	0.0156	0.0120	0.0396	0.0716
73	PIPELINE TRANSPORTATION.....	0.0084	0.0106	0.0113	0.0142	0.0061	0.0220	0.0084	0.0047
74	TRANSPORTATION & STORAGE.....	0.0085	0.0106	0.0113	0.0142	0.0061	0.0220	0.0084	0.0047
75	RADIO & TELEVISION BROADCASTING.....	0.0060	0.0140	0.0076	0.0085	0.0039	0.0041	0.0199	0.0034
76	TELEPHONE & TELEGRAPH.....	0.0060	0.0140	0.0076	0.0085	0.0039	0.0041	0.0199	0.0034
77	POSTAL SERVICES.....	0.0060	0.0140	0.0076	0.0085	0.0039	0.0041	0.0199	0.0034
78	ELECTRIC POWER.....	0.0059	0.0036	0.0209	0.0068	0.0021	0.0029	0.0031	0.0038
79	OTHER UTILITIES.....	0.0125	0.0037	0.0052	0.0066	0.0021	0.0019	0.0030	0.0037
80	WHOLESALE MARGINS.....	0.0240	0.0268	0.0238	0.0317	0.0225	0.0510	0.0352	0.0061
81	RETAIL MARGINS.....	0.0227	0.0167	0.0064	0.0114	0.0052	0.0050	0.0055	0.0023
82	IMPUTED RENT OWNER OCCUP. DWEL.....	0.0030	0.0016	0.0125	0.0160	0.0025	0.0019	0.0062	0.0111
83	OTHER FINANCES, REAL ESTATE.....	0.0083	0.0164	0.0078	0.0115	0.0060	0.0049	0.0061	0.0046
84	BUSINESS SERVICES.....	0.0096	0.0193	0.0139	0.0132	0.0723	0.0149	0.0092	0.0017
85	EDUCATION SERVICES.....	0.0083	0.0120	0.0059	0.0090	0.0054	0.0049	0.0070	0.0019
86	HEALTH SERVICES.....	0.0083	0.0120	0.0059	0.0090	0.0054	0.0049	0.0070	0.0019
87	AMUSEMENT & RECREATION SERVICES.....	0.0155	0.0314	0.0111	0.0187	0.0080	0.0084	0.0100	0.0038
88	ACCOMMODATION & FOOD SERVICES.....	0.0281	0.0132	0.0082	0.0135	0.0057	0.0079	0.0070	0.0056
89	OTHER PERSONAL & MISC. SERVICES.....	0.0173	0.0164	0.0198	0.0377	0.0189	0.0139	0.0306	0.0058
90	TRANSPORTATION MARGINS.....	0.0083	0.0104	0.0110	0.0139	0.0059	0.0215	0.0082	0.0046
91	OPERATING, OFFICE, LAB. & FOOD.....	0.0665	0.0668	0.0436	0.0838	0.0487	0.0462	0.0485	0.0103
92	TRAVEL, ADVERTISING & PROMOTION.....	0.0668	0.2605	0.0102	0.0122	0.0104	0.0140	0.0088	0.0038

TABLE 44. IMPACT (INVERSE) MATRIX (AGGREGATION - ME, 1965 - CONTINUED)

NO.	COMMODITY AGGREGATION - M	PETROLEUM & COAL PROD. IND.	CHEMICAL & CHEMICAL PROD. IND.	MISC. MANUFACTURING	CONSTR. INDUSTRY	TRANS. & STORAGE	COMMUNICATION	ELEC. POWER GAS/OTHER UTILITIES	WHOLESALE TRADE
1	GRAINS.....	0.0420	0.0427	0.0026	0.0293	0.0408	0.0099	0.0132	0.0369
2	LIVE ANIMALS.....	0.0420	0.0427	0.0026	0.0293	0.0407	0.0099	0.0132	0.0369
3	OTHER AGRICULTURAL PRODUCTS.....	0.0418	0.0426	0.0027	0.0292	0.0411	0.0090	0.0132	0.0369
4	FORESTRY PRODUCTS.....	0.0266	0.0154	0.0042	0.0306	0.1276	0.0122	0.0073	0.0328
5	FISH LANDINGS.....	0.0407	0.0110	0.0084	0.0080	0.0340	0.0072	0.0040	0.0278
6	HUNTING & TRAPPING PRODUCTS.....	0.0407	0.0110	0.0084	0.0080	0.0340	0.0072	0.0040	0.0278
7	IRON ORES & CONCENTRATES.....	0.0122	0.0332	0.0032	0.0202	0.0307	0.0071	0.0264	0.0263
8	OTHER METAL ORES & CONCENTRATES.....	0.0123	0.0296	0.0080	0.0201	0.0312	0.0072	0.0263	0.0270
9	COAL.....	0.0065	0.0086	0.0019	0.0359	0.0162	0.0130	0.0193	0.0135
10	CRUDE MINERAL OILS.....	0.0065	0.0086	0.0019	0.0359	0.0162	0.0130	0.0193	0.0135
11	NATURAL GAS.....	0.0067	0.0086	0.0019	0.0359	0.0162	0.0130	0.0193	0.0135
12	NON-METALLIC MINERALS.....	0.0227	0.0340	0.0044	0.0171	0.0372	0.0094	0.0261	0.0305
13	SERVICES INCIDENTAL TO MINING.....	0.0226	0.0381	0.0043	0.0092	0.0600	0.0148	0.0139	0.0375
14	MEAT PRODUCTS.....	0.0225	0.0419	0.0049	0.0177	0.0658	0.0171	0.0141	0.0426
15	DAIRY PRODUCTS.....	0.0233	0.0345	0.0051	0.0177	0.0711	0.0154	0.0131	0.0372
16	FISH PRODUCTS.....	0.0235	0.0415	0.0051	0.0178	0.0712	0.0153	0.0132	0.0400
17	FRUITS & VEGETABLES PREPARATIONS.....	0.0234	0.0396	0.0051	0.0178	0.0712	0.0153	0.0132	0.0407
18	FEEDS.....	0.0234	0.0346	0.0051	0.0178	0.0712	0.0153	0.0132	0.0321
19	FLOUR, WHEAT MEAL & OTHER CEREALS.....	0.0234	0.0348	0.0051	0.0178	0.0713	0.0152	0.0132	0.0461
20	BREAKFAST CEREAL & BAKERY PROD.....	0.0233	0.0344	0.0051	0.0177	0.0711	0.0155	0.0131	0.0622
21	SUGAR.....	0.0234	0.0348	0.0051	0.0178	0.0713	0.0152	0.0132	0.0461
22	MISC. FOOD PRODUCTS.....	0.0236	0.0412	0.0051	0.0180	0.0706	0.0153	0.0133	0.0458
23	SOFT DRINKS.....	0.0234	0.0348	0.0051	0.0178	0.0713	0.0152	0.0132	0.0461
24	ALCOHOLIC BEVERAGES.....	0.0234	0.0348	0.0051	0.0178	0.0713	0.0152	0.0132	0.0461
25	TOBACCO PROCESSED UNMANUFACTURED.....	0.0163	0.0190	0.0067	0.0143	0.0455	0.0153	0.0101	0.0258
26	CIGARETTES & TOBACCO MFG.....	0.0163	0.0190	0.0067	0.0143	0.0455	0.0153	0.0101	0.0258
27	TIRES & TUBES.....	0.0130	0.1770	0.0065	0.0108	0.0509	0.0183	0.0149	0.0497
28	OTHER RUBBER PRODUCTS.....	0.0129	0.1717	0.0322	0.0109	0.0507	0.0181	0.0149	0.0417
29	PLASTIC FABRICATED PRODUCTS.....	0.0138	0.1762	0.0442	0.0116	0.0529	0.0178	0.0161	0.0403
30	LEATHER & LEATHER PRODUCTS.....	0.0094	0.0530	0.0175	0.0101	0.0474	0.0173	0.0104	0.0589
31	YARNS & MAN-MADE FIBRES.....	0.0117	0.1054	0.0098	0.0113	0.0430	0.0130	0.0136	0.0413
32	FABRICS.....	0.0106	0.0678	0.0116	0.0108	0.0414	0.0129	0.0129	0.0409
33	OTHER TEXTILE PRODUCTS.....	0.0111	0.0747	0.0126	0.0111	0.0427	0.0132	0.0134	0.0499
34	HOSIERY & KNITTED WEAR.....	0.0076	0.0407	0.0099	0.0084	0.0334	0.0134	0.0098	0.0358
35	CLOTHING & ACCESSORIES.....	0.0069	0.0292	0.0191	0.0077	0.0310	0.0142	0.0080	0.0339
36	LUMBER & TIMBER.....	0.0183	0.0246	0.0041	0.0203	0.0645	0.0132	0.0162	0.0447
37	VENEER & PLYWOOD.....	0.0182	0.0243	0.0058	0.0203	0.0645	0.0132	0.0158	0.0441
38	OTHER WOOD FABRICATED MATERIALS.....	0.0178	0.0280	0.0060	0.0197	0.0624	0.0134	0.0162	0.0467
39	FURNITURE & FIXTURES.....	0.0092	0.0349	0.0243	0.0111	0.0406	0.0160	0.0133	0.0638
40	PULP.....	0.0220	0.0478	0.0041	0.0178	0.0785	0.0120	0.0356	0.0332
41	NEWSPRINT & OTHER PAPER STOCK.....	0.0220	0.0483	0.0053	0.0178	0.0784	0.0121	0.0355	0.0332
42	PAPER PRODUCTS.....	0.0204	0.0536	0.0521	0.0168	0.0738	0.0136	0.0321	0.0406
43	PRINTING & PUBLISHING.....	0.0092	0.0302	0.0056	0.0115	0.0439	0.0123	0.0130	0.0250
44	ADVERTISING-PRINT MEDIA.....	0.0088	0.0276	0.0056	0.0113	0.0428	0.0129	0.0124	0.0222
45	IRON & STEEL PRODUCTS.....	0.0173	0.0228	0.0049	0.0153	0.0496	0.0097	0.0256	0.0495
46	ALUMINUM PRODUCTS.....	0.0179	0.0230	0.0060	0.0157	0.0500	0.0093	0.0266	0.0499
47	COPPER & COPPER ALLOY PRODUCTS.....	0.0179	0.0228	0.0049	0.0157	0.0500	0.0093	0.0266	0.0499
48	NICKEL PRODUCTS.....	0.0180	0.0239	0.0049	0.0158	0.0501	0.0092	0.0268	0.0500
49	OTHER NON-FERROUS METAL PRODUCTS.....	0.0171	0.0239	0.0260	0.0152	0.0496	0.0103	0.0251	0.0491
50	BOILERS, TANKS & PLATES.....	0.0094	0.0225	0.0050	0.0104	0.0446	0.0155	0.0135	0.0428
51	FABRICATED STRUCTURAL METAL PROD.....	0.0106	0.0226	0.0081	0.0112	0.0456	0.0145	0.0153	0.0443
52	OTHER METAL FABRICATED PRODUCTS.....	0.0097	0.0248	0.0089	0.0106	0.0450	0.0155	0.0137	0.0468
53	AGRICULTURAL MACHINERY.....	0.0076	0.0175	0.0057	0.0097	0.0402	0.0108	0.0087	0.0460
54	OTHER INDUSTRIAL MACHINERY.....	0.0085	0.0223	0.0150	0.0101	0.0416	0.0179	0.0102	0.0448
55	MOTOR VEHICLES.....	0.0069	0.0183	0.0082	0.0085	0.0427	0.0144	0.0089	0.0373
56	MOTOR VEHICLE PARTS.....	0.0073	0.0203	0.0114	0.0088	0.0432	0.0144	0.0095	0.0376
57	OTHER TRANSPORT EQUIPMENT.....	0.0077	0.0193	0.0109	0.0094	0.0421	0.0146	0.0092	0.0381
58	APPLIANCES & RECREATION/HOUSEHOLD.....	0.0082	0.0331	0.0137	0.0100	0.0426	0.0129	0.0112	0.0395
59	OTHER ELECTRICAL PRODUCTS.....	0.0081	0.0308	0.0209	0.0112	0.0435	0.0129	0.0109	0.0391
60	CEMENT & CONCRETE PRODUCTS.....	0.0195	0.0332	0.0065	0.0152	0.0685	0.0140	0.0277	0.0392
61	OTHER NON-METALLIC MINERAL PROD.....	0.0193	0.0366	0.0067	0.0151	0.0678	0.0141	0.0273	0.0436
62	GASOLINE & FUEL OIL.....	0.0125	0.0341	0.0040	0.0381	0.0906	0.0105	0.0157	0.0151
63	OTHER PETROLEUM & COAL PROD.....	0.0136	0.0303	0.0043	0.0338	0.0791	0.0120	0.0207	0.0202
64	INDUSTRIAL CHEMICALS.....	0.0136	0.1144	0.0097	0.0165	0.0674	0.0211	0.0235	0.0409
65	FERTILIZERS.....	0.0286	0.1193	0.0065	0.0163	0.0557	0.0166	0.0247	0.0381
66	PHARMACEUTICALS.....	0.0324	0.1406	0.0079	0.0166	0.0680	0.0214	0.0233	0.0409
67	OTHER CHEMICAL PRODUCTS.....	0.0327	0.0814	0.0153	0.0165	0.0675	0.0211	0.0228	0.0411
68	SCIENTIFIC EQUIPMENT.....	0.0180	0.0552	0.0285	0.0110	0.0475	0.0213	0.0114	0.0465
69	OTHER MANUFACTURED PRODUCTS.....	0.0118	0.0800	0.0042	0.0114	0.0498	0.0206	0.0123	0.0762
70	RESIDENTIAL CONSTRUCTION.....	0.0160	0.0215	0.0082	0.0082	0.0539	0.0115	0.0079	0.0606
71	NON-RESIDENTIAL CONSTRUCTION.....	0.0160	0.0215	0.0082	0.0082	0.0539	0.0115	0.0079	0.0606
72	REPAIR CONSTRUCTION.....	0.0160	0.0215	0.0082	0.0082	0.0539	0.0115	0.0079	0.0606
73	PIPELINE TRANSPORTATION.....	0.0375	0.0107	0.0031	0.0443	0.1020	0.0181	0.0075	0.0294
74	TRANSPORTATION & STORAGE.....	0.0374	0.0107	0.0032	0.0443	0.0958	0.0182	0.0076	0.0294
75	RADIO & TELEVISION BROADCASTING.....	0.0051	0.0050	0.0023	0.0388	0.0610	0.0295	0.0041	0.0108
76	TELEPHONE & TELEGRAPH.....	0.0051	0.0050	0.0023	0.0388	0.0610	0.0295	0.0041	0.0108
77	POSTAL SERVICES.....	0.0051	0.0050	0.0023	0.0388	0.0610	0.0295	0.0041	0.0108
78	ELECTRIC POWER.....	0.0110	0.0032	0.0010	0.0476	0.0224	0.0060	0.9957	0.0096
79	OTHER UTILITIES.....	0.0109	0.0049	0.0011	0.0472	0.0153	0.0060	0.9942	0.0094
80	WHOLESALE MARGINS.....	0.0185	0.0360	0.0122	0.0105	0.0613	0.0130	0.0097	0.8475
81	RETAIL MARGINS.....	0.0113	0.0097	0.0037	0.0147	0.0323	0.0118	0.0227	0.0183
82	IMPUTED RENT OWNER OCCUP. DWEL.....	0.0026	0.0034	0.0013	0.1564	0.0085	0.0020	0.0013	0.0095
83	OTHER FINANCIALS REAL ESTATE.....	0.0097	0.0075	0.0025	0.0489	0.0190	0.0273	0.0076	0.0174
84	BUSINESS SERVICES.....	0.0068	0.0134	0.0058	0.0063	0.0225	0.0154	0.0040	0.0148
85	EDUCATION SERVICES.....	0.0075	0.0254	0.0106	0.0064	0.0172	0.0406	0.0059	0.0201
86	HEALTH SERVICES.....	0.0075	0.0254	0.0106	0.0064	0.0172	0.0406	0.0059	0.0201
87	AMUSEMENT & RECREATION SERVICES.....	0.0096	0.0133	0.0178	0.0249	0.0348	0.0297	0.0209	0.0280
88	ACCOMMODATION & FOOD SERVICES.....	0.0134	0.0156	0.0047	0.0145	0.0437	0.0150	0.0130	0.0316
89	OTHER PERSONAL & MISC. SERVICES.....	0.0122	0.0274	0.0144	0.0282	0.0433	0.0250	0.0190	0.1290
90	TRANSPORTATION MARGINS.....	0.0366	0.0104	0.0031	0.0113	0.0713	0.0178	0.0074	0.0287
91	OPERATING, OFFICE, LAB & FOOD.....	0.0113	0.0686	0.0217	0.0116	0.0595	0.0167	0.0108	0.1179
92	TRAVEL, ADVERTISING & PROMOTION.....	0.0302	0.0172	0.0134	0.0175	0.1045	0.0099	0.0090	0.0358

TABLE 44. IMPACT (INVERSE) MATRIX (AGGREGATION - M). 1965 - CONTINUED

NO.	COMMODITY AGGREGATION - M	RETAIL TRADE	OWNER OCCUPIED DWELLINGS	FINANCE, INS. & REAL EST.	EDUCATION & HEALTH SERVICES	AMUSEMENT RECREATION SERVICES	SERVICE TO BUSINESS MANAGEMENT	ACCOMMODATION FOOD SERVICES	PERSONAL & MISC. SERVICES
1	GRAINS.....	0.0150	--	0.0572	--	0.0005	0.0088	0.0033	0.0047
2	LIVE ANIMALS.....	0.0150	--	0.0572	--	0.0005	0.0088	0.0033	0.0047
3	OTHER AGRICULTURAL PRODUCTS.....	0.0168	--	0.0573	--	0.0005	0.0088	0.0034	0.0048
4	FORESTRY PRODUCTS.....	0.0248	--	0.1069	--	0.0007	0.0173	0.0047	0.0177
5	FISH LANDINGS.....	0.0122	--	0.0227	--	0.0003	0.0077	0.0020	0.0053
6	HUNTING & TRAPPING PRODUCTS.....	0.0122	--	0.0227	--	0.0003	0.0077	0.0020	0.0053
7	IRON ORES & CONCENTRATES.....	0.0121	--	0.0382	--	0.0004	0.0179	0.0027	0.0069
8	OTHER METAL ORES & CONCENTRATES.....	0.0121	--	0.0379	--	0.0004	0.0178	0.0028	0.0069
9	COAL.....	0.0084	--	0.2066	--	0.0009	0.0455	0.0048	0.0048
10	CRUDE MINERAL OILS.....	0.0084	--	0.2066	--	0.0009	0.0454	0.0048	0.0048
11	NATURAL GAS.....	0.0084	--	0.2066	--	0.0009	0.0454	0.0048	0.0048
12	NON-METALLIC MINERALS.....	0.0171	--	0.0506	--	0.0005	0.0191	0.0038	0.0109
13	SERVICES INCIDENTAL TO MINING.....	0.0193	--	0.0525	--	0.0008	0.0179	0.0069	0.0101
14	MEAT PRODUCTS.....	0.0137	--	0.0452	--	0.0011	0.0168	0.0110	0.0064
15	DAIRY PRODUCTS.....	0.0212	--	0.0398	--	0.0010	0.0172	0.0115	0.0063
16	FISH PRODUCTS.....	0.0212	--	0.0396	--	0.0010	0.0172	0.0115	0.0063
17	FRUITS & VEGETABLES PREPARATIONS.....	0.0212	--	0.0396	--	0.0010	0.0172	0.0115	0.0063
18	FEEDS.....	0.0212	--	0.0397	--	0.0010	0.0172	0.0115	0.0063
19	FLOUR, WHEAT MEAL & OTHER CEREALS.....	0.0213	--	0.0396	--	0.0010	0.0171	0.0115	0.0063
20	BREAKFAST CEREAL & BAKERY PROD.....	0.0212	--	0.0400	--	0.0010	0.0173	0.0115	0.0063
21	SUGAR.....	0.0213	--	0.0396	--	0.0010	0.0171	0.0115	0.0063
22	MISC. FOOD PRODUCTS.....	0.0281	--	0.0401	--	0.0010	0.0171	0.0114	0.0063
23	SOFT DRINKS.....	0.0213	--	0.0396	--	0.0010	0.0171	0.0115	0.0063
24	ALCOHOLIC BEVERAGES.....	0.0213	--	0.0396	--	0.0010	0.0171	0.0115	0.0063
25	TOBACCO PROCESSED UNMANUFACTURED.....	0.0120	--	0.0380	--	0.0014	0.0190	0.0172	0.0047
26	CIGARETTES & TOBACCO MFG.....	0.0120	--	0.0380	--	0.0014	0.0190	0.0172	0.0047
27	TIRES & TUBES.....	0.0104	--	0.0342	--	0.0012	0.0195	0.0131	0.0052
28	OTHER RUBBER PRODUCTS.....	0.0107	--	0.0339	--	0.0012	0.0194	0.0129	0.0053
29	PLASTIC FABRICATED PRODUCTS.....	0.0109	--	0.0348	--	0.0011	0.0191	0.0123	0.0055
30	LEATHER & LEATHER PRODUCTS.....	0.0221	--	0.0384	--	0.0010	0.0188	0.0110	0.0095
31	YARNS & MAN MADE FIBRES.....	0.0100	--	0.0279	--	0.0008	0.0144	0.0079	0.0053
32	FABRICS.....	0.0099	--	0.0287	--	0.0007	0.0141	0.0075	0.0052
33	OTHER TEXTILE PRODUCTS.....	0.0142	--	0.0287	--	0.0008	0.0143	0.0077	0.0053
34	HOSIERY & KNITTED WEAR.....	0.0111	--	0.0372	--	0.0008	0.0140	0.0075	0.0044
35	CLOTHING & ACCESSORIES.....	0.0154	--	0.0406	--	0.0009	0.0135	0.0086	0.0039
36	LUMBER & TIMBER.....	0.0185	--	0.0647	--	0.0007	0.0149	0.0049	0.0117
37	VENEUR & PLYWOOD.....	0.0186	--	0.0649	--	0.0007	0.0149	0.0049	0.0117
38	OTHER WOOD FABRICATED MATERIALS.....	0.0180	--	0.0628	--	0.0007	0.0150	0.0051	0.0113
39	FURNITURE & FIXTURES.....	0.0102	--	0.0366	--	0.0008	0.0157	0.0079	0.0053
40	PULP.....	0.0130	--	0.0431	--	0.0006	0.0148	0.0052	0.0083
41	NEWSPRINT & OTHER PAPER STOCK.....	0.0130	--	0.0431	--	0.0006	0.0149	0.0052	0.0083
42	PAPER PRODUCTS.....	0.0127	--	0.0422	--	0.0007	0.0156	0.0063	0.0079
43	PRINTING & PUBLISHING.....	0.0108	--	0.0405	--	0.0014	0.0224	0.0117	0.0059
44	ADVERTISING PRINT MEDIA.....	0.0107	--	0.0404	--	0.0014	0.0226	0.0119	0.0058
45	IRON & STEEL PRODUCTS.....	0.0102	--	0.0261	--	0.0005	0.0151	0.0037	0.0060
46	ALUMINUM PRODUCTS.....	0.0103	--	0.0282	--	0.0004	0.0150	0.0035	0.0060
47	COPPER & COPPER ALLOY PRODUCTS.....	0.0103	--	0.0261	--	0.0004	0.0150	0.0035	0.0060
48	NICKEL PRODUCTS.....	0.0103	--	0.0261	--	0.0004	0.0149	0.0035	0.0060
49	OTHER NON FERROUS METAL PRODUCTS.....	0.0103	--	0.0267	--	0.0005	0.0153	0.0042	0.0060
50	BOILERS, TANKS & PLATS.....	0.0099	--	0.0260	--	0.0007	0.0161	0.0064	0.0057
51	FABRICATED STRUCTURAL METAL PROD.....	0.0099	--	0.0258	--	0.0007	0.0159	0.0060	0.0058
52	OTHER METAL FABRICATED PRODUCTS.....	0.0099	--	0.0263	--	0.0007	0.0163	0.0065	0.0057
53	AGRICULTURAL MACHINERY.....	0.0087	--	0.0337	--	0.0009	0.0169	0.0080	0.0048
54	OTHER INDUSTRIAL MACHINERY.....	0.0091	--	0.0324	--	0.0009	0.0170	0.0077	0.0051
55	MOTOR VEHICLES.....	0.0089	--	0.0201	--	0.0007	0.0210	0.0067	0.0050
56	MOTOR VEHICLE PARTS.....	0.0080	--	0.0208	--	0.0007	0.0207	0.0067	0.0051
57	OTHER TRANSPORT EQUIPMENT.....	0.0092	--	0.0214	--	0.0007	0.0205	0.0067	0.0052
58	APPLIANCES & REFRIGERS, HOUSEHOLD.....	0.0094	--	0.0340	--	0.0011	0.0175	0.0092	0.0050
59	OTHER ELECTRICAL PRODUCTS.....	0.0094	--	0.0336	--	0.0019	0.0174	0.0090	0.0050
60	CEMENT & CONCRETE PRODUCTS.....	0.0177	--	0.0307	--	0.0007	0.0166	0.0062	0.0113
61	OTHER NON-METALLIC MINERAL PROD.....	0.0175	--	0.0309	--	0.0007	0.0167	0.0064	0.0111
62	GASOLINE & FUEL OIL.....	0.0083	--	0.0923	--	0.0007	0.0251	0.0060	0.0046
63	OTHER PETROLEUM & COAL PROD.....	0.0092	--	0.0912	--	0.0008	0.0263	0.0073	0.0051
64	INDUSTRIAL CHEMICALS.....	0.0141	--	0.0382	--	0.0015	0.0260	0.0182	0.0070
65	FERTILIZERS.....	0.0156	--	0.0394	--	0.0011	0.0229	0.0128	0.0087
66	PHARMACEUTICALS.....	0.0144	--	0.0384	--	0.0016	0.0264	0.0187	0.0070
67	OTHER CHEMICAL PRODUCTS.....	0.0145	--	0.0383	--	0.0015	0.0258	0.0181	0.0070
68	SCIENTIFIC EQUIPMENT.....	0.0110	--	0.0377	--	0.0013	0.0193	0.0137	0.0057
69	OTHER MANUFACTURED PRODUCTS.....	0.0115	--	0.0388	--	0.0013	0.0196	0.0139	0.0060
70	RESIDENTIAL CONSTRUCTION.....	0.0180	--	0.0298	--	0.0006	0.0283	0.0043	0.0091
71	NON-RESIDENTIAL CONSTRUCTION.....	0.0180	--	0.0298	--	0.0006	0.0283	0.0043	0.0091
72	REPAIR CONSTRUCTION.....	0.0180	--	0.0298	--	0.0006	0.0283	0.0043	0.0091
73	PIPELINE TRANSPORTATION.....	0.0203	--	0.0359	--	0.0007	0.0133	0.0065	0.0097
74	TRANSPORTATION & STORAGE.....	0.0229	--	0.0363	--	0.0007	0.0133	0.0065	0.0097
75	RADIO & TELEVISION BROADCASTING.....	0.0100	--	0.0291	--	0.0214	0.0116	0.0038	0.0043
76	TELEPHONE & TELEGRAPH.....	0.0100	--	0.0291	--	0.0214	0.0116	0.0038	0.0043
77	POSTAL SERVICES.....	0.0100	--	0.0291	--	0.0214	0.0116	0.0038	0.0043
78	ELECTRIC POWER.....	0.0047	--	0.0275	--	0.0003	0.0078	0.0017	0.0028
79	OTHER UTILITIES.....	0.0047	--	0.0281	--	0.0003	0.0078	0.0018	0.0200
80	WHOLESALE MARGINS.....	0.0150	--	0.0588	--	0.0015	0.0247	0.0131	0.0079
81	RETAIL MARGINS.....	0.0088	--	0.0846	--	0.0029	0.0185	0.0134	0.0083
82	IMPLIED RENT OWNER OCC. DWEL.....	0.0029	1.0000	0.0134	--	0.0001	0.0046	0.0008	0.0015
83	OTHER FINANCE, INS. REAL ESTATE.....	0.0147	--	1.0578	1.0000	0.0029	0.0297	0.0123	0.0071
84	BUSINESS SERVICES.....	0.0123	--	0.0459	--	0.0029	0.0228	0.0094	0.0080
85	EDUCATION SERVICES.....	0.0169	--	0.0489	1.0000	0.0012	0.0185	0.0041	0.0135
86	HEALTH SERVICES.....	0.0169	--	0.0489	1.0000	0.0012	0.0185	0.0041	0.0135
87	AMUSEMENT & RECREATION SERVICES.....	0.0245	--	0.1624	--	1.0945	0.0281	0.0169	0.0175
88	ACCOMMODATION & FOOD SERVICES.....	0.0763	--	0.0552	--	0.0151	0.0135	0.0177	0.0078
89	OTHER PERSONAL & MISC. SERVICES.....	0.2996	--	0.0765	--	0.0012	0.1465	0.0097	0.3616
90	TRANSPORTATION MARGINS.....	0.0224	--	0.0355	--	0.0007	0.0130	0.0064	0.0095
91	OPERATING, OFFICE, LAB. & FOOD.....	0.0870	--	0.0342	--	0.0009	0.0306	0.0072	0.0523
92	TRAVEL, ADVERTISING & PROMOTION.....	0.0467	--	0.0393	--	0.0128	0.0882	0.0113	0.0134

TABLE 44. IMPACT (INVERSE) MATRIX (AGGREGATION - M), 1965 - CONCLUDED

NO.	COMMODITY AGGREGATION - M	TRANS MARGINS	OPERATING OFFICE LAB & FOOD	TRAVEL PROMOTION ADVIG.
1	GRAINS.....	0.0256	0.0609	0.0158
2	LIVE ANIMALS.....	0.0256	0.0609	0.0157
3	OTHER AGRICULTURAL PRODUCTS.....	0.0256	0.0612	0.0160
4	FORESTRY PRODUCTS.....	0.0112	0.1492	0.0208
5	FISH LANDINGS.....	0.0137	0.0288	0.0095
6	HUNTING & TRAPPING PRODUCTS.....	0.0137	0.0288	0.0095
7	IRON ORES & CONCENTRATES.....	0.0123	0.1044	0.0132
8	OTHER METAL ORES & CONCENTRATES.....	0.0129	0.1037	0.0134
9	COAL.....	0.0649	0.0525	0.0202
10	CRUDE MINERAL OILS.....	0.0649	0.0525	0.0202
11	NATURAL GAS.....	0.0649	0.0525	0.0202
12	NON-METALLIC MINERALS.....	0.0154	0.1101	0.0183
13	SERVICES INCIDENTAL TO MINING.....	0.0138	0.1498	0.0352
14	MEAT PRODUCTS.....	0.0371	0.0632	0.0574
15	DAIRY PRODUCTS.....	0.0410	0.0615	0.0602
16	FISC PRODUCTS.....	0.0413	0.0614	0.0603
17	FRUITS & VEGETABLES PREPARATIONS.....	0.0413	0.0614	0.0602
18	FEEDS.....	0.0412	0.0614	0.0601
19	FLOUR,WHEAT,MEAL & OTHER CEREALS.....	0.0414	0.0614	0.0600
20	BREAKFAST CEREAL & BAKERY PROD.....	0.0409	0.0615	0.0602
21	SUGAR.....	0.0414	0.0614	0.0600
22	MISC. FOOD PRODUCTS.....	0.0410	0.0615	0.0595
23	SOFT DRINKS.....	0.0414	0.0614	0.0600
24	ALCOHOLIC BEVERAGES.....	0.0414	0.0614	0.0600
25	TOBACCO PROCESSED UNMANUFACTURED.....	0.0215	0.0469	0.0918
26	CIGARETTES & TOBACCO MFG.....	0.0215	0.0469	0.0918
27	TIRES & TUBES.....	0.0304	0.0549	0.0697
28	OTHER RUBBER PRODUCTS.....	0.0305	0.0557	0.0686
29	PLASTIC FABRICATED PRODUCTS.....	0.0315	0.0580	0.0653
30	LEATHER & LEATHER PRODUCTS.....	0.0284	0.0610	0.0579
31	YARNS & MAN MADE FIBRES.....	0.0280	0.0594	0.0413
32	FABRICS.....	0.0269	0.0584	0.0394
33	OTHER TEXTILE PRODUCTS.....	0.0274	0.0593	0.0404
34	HOSIERY & KNITTED WEAR.....	0.0200	0.0476	0.0394
35	CLOTHING & ACCESSORIES.....	0.0165	0.0392	0.0448
36	LUMBER & TIMBER.....	0.0359	0.1256	0.0232
37	VENEER & PLYWOOD.....	0.0359	0.1265	0.0232
38	OTHER WOOD FABRICATED MATERIALS.....	0.0357	0.1214	0.0244
39	FURNITURE & FIXTURES.....	0.0293	0.0552	0.0409
40	PULP.....	0.0448	0.0792	0.0258
41	NEWSPRINT & OTHER PAPER STOCK.....	0.0447	0.0793	0.0260
42	PAPER PRODUCTS.....	0.0420	0.0760	0.0319
43	PRINTING & PUBLISHING.....	0.0231	0.0469	0.0619
44	ADVERTISING,PRINT MEDIA.....	0.0225	0.0458	0.0629
45	IRON & STEEL PRODUCTS.....	0.0335	0.0780	0.0186
46	ALUMINUM PRODUCTS.....	0.0338	0.0801	0.0176
47	COPPER & COPPER ALLOY PRODUCTS.....	0.0338	0.0801	0.0175
48	NICKEL PRODUCTS.....	0.0339	0.0804	0.0173
49	OTHER NON FERROUS METAL PRODUCTS.....	0.0331	0.0780	0.0210
50	BOILERS, TANKS & PLATES.....	0.0291	0.0634	0.0332
51	FABRICATED STRUCTURAL METAL PROD.....	0.0299	0.0660	0.0309
52	OTHER METAL FABRICATED PRODUCTS.....	0.0290	0.0637	0.0336
53	AGRICULTURAL MACHINERY.....	0.0249	0.0548	0.0421
54	OTHER INDUSTRIAL MACHINERY.....	0.0258	0.0576	0.0403
55	MOTOR VEHICLES.....	0.0258	0.0590	0.0350
56	MOTOR VEHICLE PARTS.....	0.0261	0.0595	0.0351
57	OTHER TRANSPORT EQUIPMENT.....	0.0257	0.0596	0.0350
58	APPLIANCES & RECEIVERS,HOUSEHOLD.....	0.0237	0.0538	0.0486
59	OTHER ELECTRICAL PRODUCTS.....	0.0231	0.0535	0.0472
60	CEMENT & CONCRETE PRODUCTS.....	0.0496	0.1109	0.0318
61	OTHER NON-METALLIC MINERAL PROD.....	0.0487	0.1090	0.0324
62	GASOLINE & FUEL OIL.....	0.0089	0.0496	0.0287
63	OTHER PETROLEUM & COAL PROD.....	0.0140	0.0529	0.0360
64	INDUSTRIAL CHEMICALS.....	0.0373	0.0575	0.0967
65	FERTILIZERS.....	0.0284	0.0797	0.0672
66	PHARMACEUTICALS.....	0.0376	0.0567	0.0993
67	OTHER CHEMICAL PRODUCTS.....	0.0374	0.0576	0.0963
68	SCIENTIFIC EQUIPMENT.....	0.0260	0.0609	0.0726
69	OTHER MANUFACTURED PRODUCTS.....	0.0268	0.0623	0.0735
70	RESIDENTIAL CONSTRUCTION.....	0.0326	0.0536	0.0213
71	NON-RESIDENTIAL CONSTRUCTION.....	0.0326	0.0536	0.0213
72	REPAIR CONSTRUCTION.....	0.0326	0.0536	0.0213
73	PIPELINE TRANSPORTATION.....	0.0097	0.0762	0.0209
74	TRANSPORTATION & STORAGE.....	0.0097	0.0764	0.0210
75	RADIO & TELEVISION BROADCASTING.....	0.0044	0.0384	0.0189
76	TELEPHONE & TELEGRAPH.....	0.0044	0.0384	0.0189
77	POSTAL SERVICES.....	0.0044	0.0384	0.0189
78	ELECTRIC POWER.....	0.0085	0.0178	0.0084
79	OTHER UTILITIES.....	0.0085	0.0181	0.0087
80	WHOLESALE MARGINS.....	0.0114	0.0650	0.0685
81	RETAIL MARGINS.....	0.0079	0.0775	0.0422
82	IMPUTED RENT OWNER OCOP, DWEL.....	0.0051	0.0089	0.0036
83	OTHER FINANCE,INS,REAL ESTATE.....	0.0053	0.0675	0.0396
84	BUSINESS SERVICES.....	0.0059	0.0654	0.0491
85	EDUCATION SERVICES.....	0.0066	0.0785	0.0201
86	HEALTH SERVICES.....	0.0066	0.0785	0.0201
87	AMUSEMENT & RECREATION SERVICES.....	0.0093	0.1382	0.0865
88	ACCOMMODATION & FOOD SERVICES.....	0.0173	0.0637	0.0316
89	OTHER PERSONAL & MISC. SERVICES.....	0.0106	0.0775	0.0409
90	TRANSPORTATION MARGINS.....	1.0094	0.0747	0.0205
91	OPERATING, OFFICE, LAB. & FOOD.....	0.0390	1.0454	0.0350
92	TRAVEL, ADVERTISING & PROMOTION.....	0.0181	0.0501	1.0350

TABLE 45. MARGINS (AGGREGATION - M), 1965 (MILLIONS OF DOLLARS)

COMMODITY AGGREGATION - M	RETAIL	WHOLESALE	TAX	TRANSPORT	GAS	STORAGE	PIPELINE
NO.							
1 GRAINS.....	--	50.0	--	108.5	--	96.3	--
2 LIVE ANIMALS.....	0.3	34.4	--	20.3	--	--	--
3 OTHER AGRICULTURAL PRODUCTS.....	111.4	91.5	0.4	64.4	--	--	--
4 FORESTRY PRODUCTS.....	1.4	6.6	--	59.3	--	--	--
5 FISH LANDINGS.....	3.2	12.2	--	7.4	--	--	--
6 HUNTING & TRAPPING PRODUCTS.....	--	1.5	--	0.8	--	--	--
7 IRON ORES & CONCENTRATES.....	--	--	--	72.0	--	--	--
8 OTHER METAL ORES & CONCENTRATES.....	--	--	--	61.2	--	--	--
9 COAL.....	5.6	9.8	--	38.3	--	--	--
10 CRUDE MINERAL OILS.....	--	--	--	1.3	--	--	182.1
11 NATURAL GAS.....	--	--	--	--	208.3	--	125.6
12 NON-METALLIC MINERALS.....	3.9	8.2	--	100.6	--	--	--
14 MEAT PRODUCTS.....	263.0	53.4	8.4	34.5	--	--	--
15 DAIRY PRODUCTS.....	146.2	44.2	--	18.2	--	--	--
16 FISH PRODUCTS.....	19.3	18.3	--	7.2	--	--	--
17 FRUITS & VEGETABLES PREPARATIONS.....	117.4	52.3	--	19.0	--	--	--
18 FEEDS.....	10.0	32.2	--	27.3	--	--	--
19 FLOUR,WHEAT,MEAL & OTHER CEREALS.....	11.1	16.6	--	10.7	--	--	--
20 BREAKFAST CEREAL & BAKERY PROD.....	135.5	29.8	--	17.3	--	--	--
21 SUGAR.....	14.8	10.8	--	6.0	--	--	--
22 MISC. FOOD PRODUCTS.....	147.1	66.5	20.6	31.9	--	--	--
23 SOFT DRINKS.....	36.3	8.4	19.8	3.8	--	--	--
24 ALCOHOLIC BEVERAGES.....	135.0	9.3	662.0	17.9	--	--	--
25 TOBACCO PROCESSED UNMANUFACTURED.....	--	--	--	1.5	--	--	--
26 CIGARETTES & TOBACCO MFG.....	97.2	50.9	469.3	3.7	--	--	--
27 TIRES & TUBES.....	29.8	30.2	19.3	14.1	--	--	--
28 OTHER RUBBER PRODUCTS.....	21.0	15.2	11.4	5.9	--	--	--
29 PLASTIC FABRICATED PRODUCTS.....	8.7	17.9	14.0	6.7	--	--	--
30 LEATHER & LEATHER PRODUCTS.....	127.5	18.6	31.1	7.3	--	--	--
31 YARNS & MAN MADE FIBRES.....	15.1	19.6	2.4	8.8	--	--	--
32 FABRICS.....	37.9	62.8	11.2	10.6	--	--	--
33 OTHER TEXTILE PRODUCTS.....	82.3	38.2	31.7	15.7	--	--	--
34 HOSIERY & KNITTED WEAR.....	136.7	15.4	29.8	8.9	--	--	--
35 CLOTHING & ACCESSORIES.....	614.1	73.1	104.6	44.3	--	--	--
36 LUMBER & TIMBER.....	3.9	72.2	20.5	93.0	--	--	--
37 VENEER & PLYWOOD.....	4.0	45.6	13.1	16.7	--	--	--
38 OTHER WOOD FABRICATED MATERIALS.....	0.5	50.8	23.5	22.2	--	--	--
39 FURNITURE & FIXTURES.....	136.3	28.9	50.6	15.3	--	--	--
40 PULP.....	--	2.8	--	30.5	--	--	--
41 NEWSPRINT & OTHER PAPER STOCK.....	4.1	70.9	7.7	98.5	--	--	--
42 PAPER PRODUCTS.....	67.0	76.7	41.7	46.0	--	--	--
43 PRINTING & PUBLISHING.....	57.2	53.0	48.5	21.5	--	--	--
45 IRON & STEEL PRODUCTS.....	--	89.6	33.4	77.0	--	--	--
46 ALUMINUM PRODUCTS.....	1.2	14.5	0.4	15.9	--	--	--
47 COPPER & COPPER ALLOY PRODUCTS.....	--	13.7	3.4	13.3	--	--	--
48 NICKEL PRODUCTS.....	--	2.5	0.1	14.7	--	--	--
49 OTHER NON FERROUS METAL PRODUCTS.....	0.6	139.5	1.4	37.7	--	--	--
50 BOILERS, TANKS & PLATES.....	1.6	17.4	14.9	5.3	--	--	--
51 FABRICATED STRUCTURAL METAL PROD.....	2.3	43.3	34.4	22.4	--	--	--
52 OTHER METAL FABRICATED PRODUCTS.....	55.0	218.9	82.9	76.3	--	--	--
53 AGRICULTURAL MACHINERY.....	16.2	115.3	--	14.3	--	--	--
54 OTHER INDUSTRIAL MACHINERY.....	21.3	499.3	171.2	96.8	--	--	--
55 MOTOR VEHICLES.....	273.3	183.1	231.1	34.9	--	--	--
56 MOTOR VEHICLE PARTS.....	140.1	167.6	47.0	38.0	--	--	--
57 OTHER TRANSPORT EQUIPMENT.....	7.8	22.3	60.7	11.6	--	--	--
58 APPLIANCES & RECEIVERS,HOUSEHOLD.....	157.7	66.5	82.2	14.4	--	--	--
59 OTHER ELECTRICAL PRODUCTS.....	38.3	175.9	144.5	39.1	--	--	--
60 CEMENT & CONCRETE PRODUCTS.....	0.5	27.4	43.7	29.1	--	--	--
61 OTHER NON-METALLIC MINERAL PROD.....	39.0	71.2	30.8	48.8	--	--	--
62 GASOLINE & FUEL OIL.....	355.6	381.3	778.1	75.8	--	--	--
63 OTHER PETROLEUM & COAL PROD.....	21.1	65.5	12.4	29.5	1.5	--	5.0
64 INDUSTRIAL CHEMICALS.....	3.6	78.7	1.2	67.1	--	--	--
65 FERTILIZERS.....	5.5	10.8	--	34.8	--	--	--
66 PHARMACEUTICALS.....	122.0	34.9	16.9	5.3	--	--	--
67 OTHER CHEMICAL PRODUCTS.....	114.6	105.9	68.9	38.9	--	--	--
68 SCIENTIFIC EQUIPMENT.....	54.7	50.3	31.0	14.9	--	--	--
69 OTHER MANUFACTURED PRODUCTS.....	170.9	60.3	50.3	17.4	--	--	--
78 ELECTRIC POWER.....	--	--	19.5	--	--	--	--
84 BUSINESS SERVICES.....	--	--	2.2	--	--	--	--
87 AMUSEMENT & RECREATION SERVICES.....	--	--	37.0	--	--	--	--
89 OTHER PERSONAL & MISC. SERVICES.....	--	--	3.5	--	--	--	--
93 NON-COMPETING IMPORTS.....	24.8	19.4	--	14.0	--	--	--
TOTAL.....	4232.5	3973.7	3614.8	2086.6	209.8	96.3	312.8

NOTE: DETAIL MAY NOT ADD DUE TO ROUNDING.

TABLE 46. MAKE (OUTPUT) MATRIX (AGGREGATION - S), 1966 (MILLIONS OF DOLLARS)

NO.	COMMODITY AGGREGATION - S	AGRICUL- TURE	FOREST- RY	FISHING, HUNTING & TRAPPING	MINES, QUARRIES & OIL WELLS	MANUFACTURING	CONSTRUCTION
1	GRAINS	1478.0	--	--	--	0.7	--
2	OTHER AGRICULTURAL PRODUCTS	3168.7	4.3	--	--	7.0	--
3	FORESTRY PRODUCTS	22.6	1057.1	--	--	17.1	--
4	FISHING & TRAPPING PRODUCTS	--	--	192.3	--	--	--
5	METALLIC ORES & CONCENTRATES	--	--	--	1490.1	118.9	--
6	MINERALS FUELS	--	--	--	1077.1	--	--
7	NON-METALLIC MINERALS	--	--	--	395.1	13.2	--
8	SERVICES INCIDENTAL TO MINING	--	--	--	298.3	--	--
9	MEAT,FISH & DAIRY PRODUCTS	50.0	--	--	--	3382.9	--
10	FRUIT,VEG.,FEED,MISC.FOOD PROD	14.6	--	--	--	2801.5	--
11	BEVERAGES	--	--	--	--	861.9	--
12	TOBACCO & TOBACCO PRODUCTS	--	--	--	--	419.7	--
13	RUBBER,LEATHER,PLASTIC FAB.PRO	--	--	--	--	1067.2	--
14	TEXTILE PRODUCTS	--	--	--	--	1366.8	--
15	KNITTED PRODUCTS & CLOTHING	--	--	--	--	1440.6	--
16	LUMBER,SAWMILL,OTHER WOOD PROD	--	5.1	--	--	1600.2	--
17	FURNITURE & FIXTURES	--	--	--	--	564.2	--
18	PAPER & PAPER PRODUCTS	--	--	--	--	3221.3	--
19	PRINTING & PUBLISHING	--	--	--	--	1201.5	--
20	PRIMARY METAL PRODUCTS	--	--	--	0.6	3776.8	--
21	METAL FABRICATED PRODUCTS	--	--	--	--	2528.7	--
22	MACHINERY & EQUIPMENT	--	0.2	--	16.4	1696.7	--
23	AUTOS,TRUCKS,OTHER TRANSP. EQP	--	--	--	--	4261.0	--
24	ELEC. & COMMUNICATIONS PROD.	--	--	--	--	2227.2	--
25	NON-METALLIC MINERAL PRODUCTS	--	--	--	3.9	1111.9	--
26	PETROLEUM & COAL PRODUCTS	--	--	--	30.4	1555.6	--
27	CHEMICALS,CHEMICAL PROD.	--	--	--	59.7	2211.2	--
28	MISC. MANUFACTURED PRODUCTS	--	--	--	--	830.6	--
29	RESIDENTIAL CONSTRUCTION	--	--	--	--	--	2179.4
30	NON-RESIDENTIAL CONSTRUCTION	--	--	--	--	--	6986.4
31	REPAIR CONSTRUCTION	--	--	--	--	--	2001.5
32	TRANSPORTATION & STORAGE	--	12.8	--	--	3.8	--
33	COMMUNICATION SERVICES	--	--	--	--	--	--
34	OTHER UTILITIES	--	0.1	--	1.2	19.4	--
35	WHOLESALE MARGINS	--	1.8	--	0.7	734.1	--
36	RETAIL MARGINS	--	--	--	--	--	--
37	IMPUTED RENT OWNER OCPD. DWEL.	--	--	--	--	--	--
38	OTHER FINANCE,INS.,REAL ESTATE	2.8	0.7	--	40.6	55.9	32.9
39	BUSINESS SERVICES	--	--	--	--	136.6	--
40	PERSONAL & OTHER MISC. SERVICE	--	25.2	0.5	14.0	207.7	47.7
41	TRANSPORTATION MARGINS	--	--	--	--	--	--
42	OPERATING,OFFICE,LAB & FOOD	--	--	--	--	--	--
43	TRAVEL, ADVERTISING, PROMOTION	--	--	--	--	--	--
TOTAL		4736.7	1107.3	192.9	3428.2	39441.7	11248.0

NOTE: DETAIL MAY NOT ADD DUE TO ROUNDING.

TABLE 46. MAKE (OUTPUT) MATRIX (AGGREGATION - S), 1966 (MILLIONS OF DOLLARS) - CONTINUED

NO.	COMMODITY AGGREGATION - S	TRANS. & STORAGE	COMMUNI- CATION	ELEC. POWER GAS,OTHER UTILITIES	WHOLESALE TRADE	RETAIL TRADE	FINANCE, INS. & REAL EST.
1	GRAINS	--	--	--	--	--	--
2	OTHER AGRICULTURAL PRODUCTS	--	--	--	--	2.8	--
3	FORESTRY PRODUCTS	--	--	0.9	--	--	--
4	FISHING & TRAPPING PRODUCTS	--	--	--	--	--	--
5	METALLIC ORES & CONCENTRATES	--	--	--	--	--	--
6	MINERALS FUELS	--	--	--	--	--	--
7	NON-METALLIC MINERALS	--	--	--	--	--	--
8	SERVICES INCIDENTAL TO MINING	--	--	--	--	--	--
9	MEAT,FISH & DAIRY PRODUCTS	--	--	--	14.1	336.1	--
10	FRUIT,VEG.,FEED,MISC.FOOD PROD	--	--	--	17.4	2.1	--
11	BEVERAGES	--	--	--	--	--	--
12	TOBACCO & TOBACCO PRODUCTS	--	--	--	--	--	--
13	RUBBER,LEATHER,PLASTIC FAB.PRO	--	--	--	3.0	--	--
14	TEXTILE PRODUCTS	--	--	--	3.9	2.0	--
15	KNITTED PRODUCTS & CLOTHING	--	--	--	0.7	0.4	--
16	LUMBER,SAWMILL,OTHER WOOD PROD	--	--	--	1.7	--	--
17	FURNITURE & FIXTURES	--	--	--	2.6	--	--
18	PAPER & PAPER PRODUCTS	--	--	--	6.4	--	--
19	PRINTING & PUBLISHING	--	--	--	1.1	--	--
20	PRIMARY METAL PRODUCTS	--	--	--	--	--	--
21	METAL FABRICATED PRODUCTS	--	--	--	6.7	--	--
22	MACHINERY & EQUIPMENT	--	--	--	--	--	--
23	AUTOS,TRUCKS,OTHER TRANSP. EQP	13.2	--	--	0.2	--	--
24	ELEC. & COMMUNICATIONS PROD.	--	74.3	--	0.8	--	--
25	NON-METALLIC MINERAL PRODUCTS	--	--	--	2.4	--	--
26	PETROLEUM & COAL PRODUCTS	--	--	0.4	--	--	--
27	CHEMICALS,CHEMICAL PROD.	--	--	--	0.3	--	--
28	MISC. MANUFACTURED PRODUCTS	--	--	--	16.9	--	--
29	RESIDENTIAL CONSTRUCTION	--	--	--	--	--	--
30	NON-RESIDENTIAL CONSTRUCTION	--	--	--	--	--	--
31	REPAIR CONSTRUCTION	--	--	--	--	--	--
32	TRANSPORTATION & STORAGE	4942.1	--	--	--	11.9	--
33	COMMUNICATION SERVICES	--	1593.0	--	--	--	--
34	OTHER UTILITIES	8.3	--	1443.0	--	--	--
35	WHOLESALE MARGINS	6.2	--	--	3701.5	--	--
36	RETAIL MARGINS	6.6	--	12.1	--	4786.8	--
37	IMPUTED RENT OWNER OCPD. DWEL.	--	--	--	--	--	3395.2
38	OTHER FINANCE,INS.,REAL ESTATE	23.0	0.3	1.0	24.2	25.5	6410.7
39	BUSINESS SERVICES	4.2	36.3	--	--	--	--
40	PERSONAL & OTHER MISC. SERVICE	47.3	5.6	22.1	314.6	840.5	42.7
41	TRANSPORTATION MARGINS	--	--	--	--	--	--
42	OPERATING,OFFICE,LAB & FOOD	--	--	--	--	--	--
43	TRAVEL, ADVERTISING, PROMOTION	--	--	--	--	--	--
TOTAL		5050.8	1709.5	1479.5	4118.7	6008.0	9848.5

NOTE: DETAIL MAY NOT ADD DUE TO ROUNDING.

TABLE 46. MAKE (OUTPUT) MATRIX (AGGREGATION - S), 1966 (MILLIONS OF DOLLARS) - CONCLUDED

NO.	COMMODITY AGGREGATION - S	BUSINESS & PERSONAL SERVICES	TRANS. MARGINS	OPERATING OFFICE SUPPLIES	TRAVEL, PROMOTION, ADVTG.	TOTAL INDUSTRIES
1	GRAINS	--	--	--	--	1478.7
2	OTHER AGRICULTURAL PRODUCTS	--	--	--	--	3183.8
3	FORESTRY PRODUCTS	--	--	--	--	1097.6
4	FISHING & TRAPPING PRODUCTS	--	--	--	--	192.3
5	METALLIC ORES & CONCENTRATES	--	--	--	--	1609.0
6	MINERALS FUELS	--	--	--	--	1077.1
7	NON-METALLIC MINERALS	--	--	--	--	408.3
8	SERVICES INCIDENTAL TO MINING	--	--	--	--	298.3
9	MEAT,FISH & DAIRY PRODUCTS	--	--	--	--	3783.1
10	FRUIT,VEG.,FEED,MISC.FOOD PROD	--	--	--	--	2835.6
11	BEVERAGES	--	--	--	--	861.9
12	TOBACCO & TOBACCO PRODUCTS	--	--	--	--	419.7
13	RUBBER,LEATHER,PLASTIC FAB.PRO	--	--	--	--	1070.2
14	TEXTILE PRODUCTS	--	--	--	--	1372.7
15	KNITTED PRODUCTS & CLOTHING	--	--	--	--	1441.7
16	LUMBER,SAWMILL,OTHER WOOD PROD	--	--	--	--	1606.9
17	FURNITURE & FIXTURES	--	--	--	--	566.8
18	PAPER & PAPER PRODUCTS	--	--	--	--	3227.7
19	PRINTING & PUBLISHING	--	--	--	--	1202.6
20	PRIMARY METAL PRODUCTS	--	--	--	--	3777.5
21	METAL FABRICATED PRODUCTS	--	--	--	--	2535.4
22	MACHINERY & EQUIPMENT	--	--	--	--	1713.3
23	AUTOS,TRUCKS,OTHER TRANSP. EQP	--	--	--	--	4274.4
24	ELEC. & COMMUNICATIONS PROD.	--	--	--	--	2302.3
25	NON-METALLIC MINERAL PRODUCTS	--	--	--	--	1118.2
26	PETROLEUM & COAL PRODUCTS	--	--	--	--	1586.4
27	CHEMICALS,CHEMICAL PROD.	--	--	--	--	2271.1
28	MISC. MANUFACTURED PRODUCTS	--	--	--	--	847.5
29	RESIDENTIAL CONSTRUCTION	--	--	--	--	2179.4
30	NON-RESIDENTIAL CONSTRUCTION	--	--	--	--	6986.4
31	REPAIR CONSTRUCTION	--	--	--	--	2001.5
32	TRANSPORTATION & STORAGE	--	--	--	--	4970.6
33	COMMUNICATION SERVICES	--	--	--	--	1593.0
34	OTHER UTILITIES	5.0	--	--	--	1477.0
35	WHOLESALE MARGINS	--	--	--	--	4444.4
36	RETAIL MARGINS	53.2	--	--	--	4858.7
37	IMPUTED RENT OWNER OCPD. DWEL	--	--	--	--	3395.2
38	OTHER FINANCE,INS.,REAL ESTATE	70.5	--	--	--	6688.1
39	BUSINESS SERVICES	1364.6	--	--	--	1541.7
40	PERSONAL & OTHER MISC. SERVICE	4999.0	--	--	--	6566.8
41	TRANSPORTATION MARGINS	--	2174.8	--	--	2174.8
42	OPERATING,OFFICE,LAB & FOOD	--	--	4517.3	--	4517.3
43	TRAVEL, ADVERTISING, PROMOTION	--	--	--	2245.8	2245.8
	TOTAL	6492.3	2174.8	4517.3	2245.8	103800.0

NOTE: DETAIL MAY NOT ADD DUE TO ROUNDING.

TABLE 47. USE (INPUT) MATRIX (AGGREGATION - S), 1966 (MILLIONS OF DOLLARS)

NO.	COMMODITY AGGREGATION - S	AGRICUL- TURE	FOREST- RY	FISHING, HUNTING & TRAPPING	MINES QUARRIES & OIL WELLS	MANUFAC- TURING	CONSTRUC- TION
1	GRAINS	37.9	--	--	--	317.8	--
2	OTHER AGRICULTURAL PRODUCTS	152.1	0.6	--	--	1965.5	5.2
3	FORESTRY PRODUCTS	0.3	68.3	--	0.1	961.3	4.4
4	FISHING & TRAPPING PRODUCTS	--	--	2.7	--	150.5	--
5	METALLIC ORES & CONCENTRATES	--	--	--	12.1	1071.7	--
6	MINERALS FUELS	2.1	0.2	--	4.7	1119.1	6.0
7	NON-METALLIC MINERALS	4.5	--	0.8	11.1	158.3	63.8
8	SERVICES INCIDENTAL TO MINING	--	--	--	95.5	--	87.8
9	MEAT,FISH & DAIRY PRODUCTS	0.4	--	--	--	598.8	--
10	FRUIT,VEG.,FEED,MISC.FOOD PROD	400.0	3.7	--	--	621.6	--
11	BEVERAGES	--	--	--	--	37.7	--
12	TOBACCO & TOBACCO PRODUCTS	--	--	--	--	100.4	--
13	RUBBER,LEATHER,PLASTIC FAB.PRO	9.5	--	--	--	415.4	105.0
14	TEXTILE PRODUCTS	17.7	2.5	6.1	3.1	1278.5	43.1
15	KNITTED PRODUCTS & CLOTHING	--	--	--	--	103.1	--
16	LUMBER,SAWMILL,OTHER WOOD PROD	3.7	0.4	2.2	1.2	407.9	554.4
17	FURNITURE & FIXTURES	--	--	--	--	28.3	13.1
18	PAPER & PAPER PRODUCTS	3.8	--	--	9.5	1219.6	75.1
19	PRINTING & PUBLISHING	--	--	--	0.1	114.1	--
20	PRIMARY METAL PRODUCTS	--	--	--	22.7	2374.6	440.5
21	METAL FABRICATED PRODUCTS	11.7	7.2	0.8	4.0	1111.9	1172.0
22	MACHINERY & EQUIPMENT	40.7	4.7	2.7	39.1	260.6	173.3
23	AUTOS,TRUCKS,OTHER TRANSP. EQP	0.8	2.0	12.4	2.4	1549.2	22.6
24	ELEC. & COMMUNICATIONS PROD.	--	--	6.0	2.6	665.0	466.1
25	NON-METALLIC MINERAL PRODUCTS	0.1	0.1	0.3	2.2	399.4	739.6
26	PETROLEUM & COAL PRODUCTS	167.1	20.9	8.3	33.9	292.6	127.2
27	CHEMICALS,CHEMICAL PROD.	181.6	1.5	0.5	52.2	1268.1	79.8
28	MISC. MANUFACTURED PRODUCTS	--	--	2.1	--	206.3	79.0
29	RESIDENTIAL CONSTRUCTION	--	--	--	--	--	--
30	NON-RESIDENTIAL CONSTRUCTION	--	--	--	--	--	--
31	REPAIR CONSTRUCTION	93.2	18.1	0.5	57.1	154.0	6.2
32	TRANSPORTATION & STORAGE	13.2	106.3	2.1	35.5	278.7	86.4
33	COMMUNICATION SERVICES	11.8	3.3	0.3	9.2	199.1	11.4
34	OTHER UTILITIES	39.3	1.9	0.2	67.2	382.9	5.1
35	WHOLESALE MARGINS	107.7	8.5	4.1	32.4	967.0	520.6
36	RETAIL MARGINS	25.5	1.4	1.1	3.9	36.7	68.3
37	IMPUTED RENT OWNER OCPD. DWEL	--	--	--	--	--	--
38	OTHER FINANCE,INS.,REAL ESTATE	188.7	89.0	2.2	280.9	538.2	118.9
39	BUSINESS SERVICES	4.9	4.7	0.4	84.5	340.3	296.3
40	PERSONAL & OTHER MISC. SERVICE	6.7	32.5	1.7	15.6	133.1	169.1
41	TRANSPORTATION MARGINS	65.7	2.2	1.6	12.6	712.6	205.6
42	OPERATING,OFFICE,LAB & FOOD	210.0	134.1	3.0	273.5	1186.8	174.9
43	TRAVEL, ADVERTISING, PROMOTION	0.3	6.9	--	21.0	1048.4	40.4
44	NON-COMPETING IMPORTS	--	--	--	--	223.5	--
45	UNALLOCATED IMPORTS & EXPORTS	--	--	--	--	--	--
46	NET INDIRECT TAXES	-1.4	29.1	2.7	48.3	418.8	676.4
47	LABOUR INCOME	275.6	412.4	42.9	796.3	9282.8	3587.1
48	NET INCOME UNINC. BUSINESS	1895.5	211.0	54.6	7.3	90.0	399.0
49	OTHER OPERATING SURPLUS	765.7	123.8	30.7	1386.4	4651.5	624.2
	TOTAL	4736.7	1107.3	192.9	3428.2	39441.7	11248.0

NOTE: DETAIL MAY NOT ADD DUE TO ROUNDING.

TABLE 47. USE (INPUT) MATRIX (AGGREGATION - S), 1966 (MILLIONS OF DOLLARS) - CONTINUED

NO.	COMMODITY AGGREGATION - S	TRANS. & STORAGE	COMMUNI- CATION	ELEC. POWER GAS, OTHER UTILITIES	WHOLESALE TRADE	RETAIL TRADE	FINANCE, INS. & REAL EST.
1	GRAINS	--	--	--	1.4	--	--
2	OTHER AGRICULTURAL PRODUCTS	0.9	--	--	4.2	323.0	--
3	FORESTRY PRODUCTS	--	--	--	--	--	--
4	FISHING & TRAPPING PRODUCTS	--	--	--	--	--	--
5	METALLIC ORES & CONCENTRATES	--	--	--	0.3	--	--
6	MINERAL FUELS	10.2	--	44.4	2.0	10.9	4.7
7	NON-METALLIC MINERALS	1.9	--	--	--	--	--
8	SERVICES INCIDENTAL TO MINING	--	--	--	--	--	--
9	MEAT, FISH & DAIRY PRODUCTS	--	--	--	6.0	6.3	--
10	FRUIT, VEG. FEED, MISC. FOOD PROD.	0.7	--	--	2.9	--	--
11	BEVERAGES	--	--	--	--	--	--
12	TOBACCO & TOBACCO PRODUCTS	--	--	--	--	--	--
13	RUBBER, LEATHER, PLASTIC FAB. PRO.	32.9	--	--	9.7	7.5	--
14	TEXTILE PRODUCTS	5.7	0.8	--	6.1	1.8	--
15	KNITTED PRODUCTS & CLOTHING	--	--	--	--	13.0	--
16	LUMBER, SAWMILL, OTHER WOOD PROD.	--	--	--	8.1	6.4	--
17	FURNITURE & FIXTURES	--	--	--	--	--	--
18	PAPER & PAPER PRODUCTS	2.4	--	--	38.8	93.6	--
19	PRINTING & PUBLISHING	3.4	13.6	0.6	8.9	6.2	12.8
20	PRIMARY METAL PRODUCTS	6.9	--	--	3.2	--	--
21	METAL FABRICATED PRODUCTS	3.7	--	--	20.5	16.6	--
22	MACHINERY & EQUIPMENT	1.1	--	--	--	--	--
23	AUTOS, TRUCKS, OTHER TRANSP. EQP.	126.6	--	--	--	--	--
24	ELEC. & COMMUNICATIONS PROD.	8.4	36.6	--	0.3	--	--
25	NON-METALLIC MINERAL PRODUCTS	2.0	--	--	1.5	1.1	--
26	PETROLEUM & COAL PRODUCTS	173.2	2.4	13.2	54.7	38.6	10.5
27	CHEMICALS, CHEMICAL PROD.	5.2	0.6	--	4.4	3.0	--
28	MISC. MANUFACTURED PRODUCTS	2.5	1.0	--	1.4	6.1	--
29	RESIDENTIAL CONSTRUCTION	--	--	--	--	--	--
30	NON-RESIDENTIAL CONSTRUCTION	--	--	--	--	--	--
31	REPAIR CONSTRUCTION	177.6	56.1	67.9	7.8	30.8	762.4
32	TRANSPORTATION & STORAGE	393.7	72.8	3.6	153.0	64.6	4.0
33	COMMUNICATION SERVICES	60.6	43.4	4.8	83.7	118.8	118.8
34	OTHER UTILITIES	24.1	3.4	27.7	26.2	114.5	38.9
35	WHOLESALE MARGINS	79.3	2.8	5.3	47.1	30.6	3.8
36	RETAIL MARGINS	33.8	18.6	1.2	11.6	11.5	2.3
37	IMPUTED RENT, OWNER OCPD, DWEL.	--	--	--	--	--	--
38	OTHER FINANCE, INS., REAL ESTATE	109.4	34.4	33.1	202.1	437.5	596.8
39	BUSINESS SERVICES	26.3	12.3	6.4	80.4	48.6	148.2
40	PERSONAL & OTHER MISC. SERVICE	96.0	45.2	6.6	43.7	38.2	41.6
41	TRANSPORTATION MARGINS	17.5	1.1	7.2	8.1	11.2	1.0
42	OPERATING OFFICE, LAB. & FOOD	274.4	35.8	16.3	187.0	349.6	337.7
43	TRAVEL, ADVERTISING, PROMOTION	58.0	17.2	6.7	265.7	197.1	198.2
44	NON-COMPETING IMPORTS	--	--	--	--	1.9	--
45	UNALLOCATED IMPORTS & EXPORTS	--	--	--	--	--	--
46	NET INDIRECT TAXES	87.5	52.8	45.4	61.4	155.5	1618.3
47	LABOUR INCOME	1960.5	774.4	328.5	1784.5	2497.9	1651.9
48	NET INCOME UNINC. BUSINESS	129.3	--	--	230.9	594.2	1173.1
49	OTHER OPERATING SURPLUS	1135.1	589.8	860.5	761.3	756.7	3123.5
	TOTAL	5050.8	1709.5	1479.5	4118.7	6008.0	9848.5

NOTE: DETAIL MAY NOT ADD DUE TO ROUNDING.

TABLE 47. USE (INPUT) MATRIX (AGGREGATION - S), 1966 (MILLIONS OF DOLLARS) - CONCLUDED

NO.	COMMODITY AGGREGATION - S	BUSINESS & PERSONAL SERVICES	TRANS. MARGINS	OPERATING OFFICE SUPPLIES	TRAVEL, PROMOTION, ADVTG.	TOTAL INDUSTRIES
1	GRAINS	--	--	--	--	357.0
2	OTHER AGRICULTURAL PRODUCTS	46.7	--	32.4	--	2530.6
3	FORESTRY PRODUCTS	--	--	--	--	1034.4
4	FISHING & TRAPPING PRODUCTS	7.1	--	1.1	--	161.4
5	METALLIC ORES & CONCENTRATES	0.5	--	--	--	1084.5
6	MINERAL FUELS	2.7	--	--	--	1207.0
7	NON-METALLIC MINERALS	0.4	--	0.3	--	241.2
8	SERVICES INCIDENTAL TO MINING	--	--	--	--	183.3
9	MEAT, FISH & DAIRY PRODUCTS	335.5	--	114.6	--	1061.5
10	FRUIT, VEG. FEED, MISC. FOOD PROD.	95.1	--	65.9	--	1189.8
11	BEVERAGES	10.1	--	11.2	34.5	93.5
12	TOBACCO & TOBACCO PRODUCTS	--	--	--	--	100.4
13	RUBBER, LEATHER, PLASTIC FAB. PRO.	6.5	--	163.8	4.7	755.0
14	TEXTILE PRODUCTS	43.7	--	29.6	--	1438.9
15	KNITTED PRODUCTS & CLOTHING	1.4	--	10.6	--	128.1
16	LUMBER, SAWMILL, OTHER WOOD PROD.	13.8	--	2.5	--	1000.5
17	FURNITURE & FIXTURES	0.8	--	--	--	42.2
18	PAPER & PAPER PRODUCTS	38.7	--	204.8	--	1686.3
19	PRINTING & PUBLISHING	5.6	--	269.5	571.4	1006.4
20	PRIMARY METAL PRODUCTS	2.9	--	14.6	--	2865.3
21	METAL FABRICATED PRODUCTS	4.6	--	808.9	--	2662.0
22	MACHINERY & EQUIPMENT	0.1	--	483.1	--	1005.4
23	AUTOS, TRUCKS, OTHER TRANSP. EQP.	--	--	299.7	24.2	2039.8
24	ELEC. & COMMUNICATIONS PROD.	0.6	--	178.1	2.9	1366.4
25	NON-METALLIC MINERAL PRODUCTS	4.9	--	26.2	--	1177.4
26	PETROLEUM & COAL PRODUCTS	35.1	--	3.7	42.2	1023.3
27	CHEMICALS, CHEMICAL PROD.	74.4	--	236.7	1.4	1909.3
28	MISC. MANUFACTURED PRODUCTS	48.6	--	139.6	36.6	523.2
29	RESIDENTIAL CONSTRUCTION	--	--	--	--	--
30	NON-RESIDENTIAL CONSTRUCTION	--	--	--	--	--
31	REPAIR CONSTRUCTION	20.3	--	--	--	1451.9
32	TRANSPORTATION & STORAGE	16.9	2174.8	--	326.5	3732.2
33	COMMUNICATION SERVICES	90.9	--	--	171.0	941.8
34	OTHER UTILITIES	38.2	--	--	--	769.7
35	WHOLESALE MARGINS	61.9	--	422.7	32.3	2326.3
36	RETAIL MARGINS	27.4	--	174.0	37.0	454.3
37	IMPUTED RENT, OWNER OCPD, DWEL.	--	--	--	--	--
38	OTHER FINANCE, INS., REAL ESTATE	292.6	--	--	--	2923.8
39	BUSINESS SERVICES	103.9	--	--	196.1	1353.5
40	PERSONAL & OTHER MISC. SERVICE	153.4	--	640.4	512.8	1936.6
41	TRANSPORTATION MARGINS	21.1	--	100.1	11.7	1179.2
42	OPERATING OFFICE, LAB. & FOOD	352.0	--	--	--	3535.1
43	TRAVEL, ADVERTISING, PROMOTION	156.2	--	--	--	2016.2
44	NON-COMPETING IMPORTS	4.2	--	--	--	232.6
45	UNALLOCATED IMPORTS & EXPORTS	--	--	241.1	90.0	331.1
46	NET INDIRECT TAXES	149.6	--	339.3	150.6	3728.7
47	LABOUR INCOME	2084.4	--	--	--	25479.1
48	NET INCOME UNINC. BUSINESS	1443.8	--	--	--	6028.8
49	OTHER OPERATING SURPLUS	695.5	--	--	--	15504.8
	TOTAL	6492.3	2174.8	4517.3	2245.8	103800.0

NOTE: DETAIL MAY NOT ADD DUE TO ROUNDING.

TABLE 48. FINAL DEMAND MATRIX (AGGREGATION - S), 1966 (MILLIONS OF DOLLARS)

NO.	COMMODITY AGGREGATION - S	CONS. EXP. DURABLE	CONS. EXP. SEMI- DURABLE	CONS. EXP. NON- DURABLE	CONS. EXP. SERVICES	CONS. (R)DUCTION BUSINESS	CONS. (R)DUCTION GOVERNMENT	MACHINERY EQUIPMENT BUSINESS	MACHINERY EQUIPMENT GOVERNMENT
1	GRAINS	--	--	--	--	--	--	--	--
2	OTHER AGRICULTURAL PRODUCTS	--	8.2	662.2	10.8	--	--	--	--
3	FORESTRY PRODUCTS	--	--	17.6	--	--	--	--	--
4	FISHING & TRAPPING PRODUCTS	--	--	8.1	--	--	--	--	--
5	METALLIC ORES & CONCENTRATES	--	--	--	--	--	--	--	--
6	MINERALS FULLS	--	--	58.8	8.4	--	--	--	--
7	NON-METALLIC MINERALS	--	2.1	4.5	--	--	--	--	--
8	SERVICES INCIDENTAL TO MINING	--	--	--	--	115.0	--	--	--
9	MEAT/FISH & DAIRY PRODUCTS	--	--	2451.4	--	--	--	--	--
10	FRUIT/VEG./FEED/MISC FOOD PROD	--	--	1729.8	--	--	--	--	--
11	BEVERAGES	--	--	697.7	--	--	--	--	--
12	TOBACCO & TOBACCO PRODUCTS	--	--	289.6	--	--	--	--	--
13	RUBBER/LEATHER/PLASTIC FAB/PRO.	77.9	396.6	7.2	--	--	--	7.9	1.8
14	TEXTILE PRODUCTS	93.6	234.6	43.4	--	--	--	4.4	0.6
15	KNITTED PRODUCTS & CLOTHING	--	1365.6	--	--	--	--	--	--
16	LUMBER/SAWILL/OTHER WOOD PROD	13.5	17.1	0.5	--	--	--	6.9	0.2
17	FURNITURE & FIXTURES	371.4	16.1	--	--	--	--	124.6	26.2
18	PAPER & PAPER PRODUCTS	--	14.7	115.1	--	--	--	--	--
19	PRINTING & PUBLISHING	--	305.0	--	16.1	--	--	--	--
20	PRIMARY METAL PRODUCTS	--	3.9	--	--	--	--	44.0	--
21	METAL FABRICATED PRODUCTS	17.4	76.4	9.9	--	--	--	135.4	14.9
22	MACHINERY & EQUIPMENT	25.7	15.3	--	--	--	--	1975.4	49.8
23	AUTOS/TRUCKS/OTHER TRANSP. EOP	1715.1	--	--	--	13.1	--	957.6	127.5
24	ELEC. & COMMUNICATIONS PROD.	550.2	43.7	--	--	--	--	688.0	22.7
25	NON-METALLIC MINERAL PRODUCTS	--	51.7	--	--	--	--	12.0	0.2
26	PETROLEUM & COAL PRODUCTS	--	0.7	660.0	8.2	--	--	--	--
27	CHEMICALS/CHEMICAL PROD.	7.9	63.1	422.5	--	--	--	--	--
28	MISC. MANUFACTURED PRODUCTS	270.6	168.5	50.5	6.1	--	--	143.2	54.7
29	RESIDENTIAL CONSTRUCTION	--	--	--	--	2165.4	13.0	--	--
30	NON-RESIDENTIAL CONSTRUCTION	--	--	--	--	4495.0	2469.0	--	--
31	REPAIR CONSTRUCTION	--	--	--	18.1	--	--	--	--
32	TRANSPORTATION & STORAGE	--	--	33.5	684.6	--	--	--	--
33	COMMUNICATION SERVICES	--	--	--	546.0	--	--	--	--
34	OTHER UTILITIES	--	--	566.3	160.3	--	--	--	--
35	WHOLESALE MARGINS	307.1	231.0	635.8	4.2	1.9	--	584.1	20.8
36	RETAIL MARGINS	1023.3	1307.9	1942.8	6.5	1.2	--	98.9	8.4
37	IMPUTED RENT OWNER OCPD DWEL	--	--	--	3395.2	--	--	--	--
38	OTHER FINANCE/INS./REAL ESTATE	--	--	--	3363.0	493.0	--	--	--
39	BUSINESS SERVICES	--	--	--	180.9	--	--	--	--
40	PERSONAL & OTHER MISC. SERVICE	402.7	64.4	--	4306.8	--	--	--	--
41	TRANSPORTATION MARGINS	54.2	89.3	182.4	1.2	0.3	--	100.5	5.3
42	OPERATING/OFFICE LAB. & FOOD	--	--	--	118.8	--	--	--	--
43	TRAVEL/ADVERTISING/PROMOTION	--	--	--	31.9	--	--	--	--
44	NON-COMPETING IMPORTS	--	--	105.6	--	--	--	--	--
45	UNALLOCATED IMPORTS & EXPORTS	--	--	--	19.9	--	--	--	--
46	NET INDIRECT TAXES	560.4	420.7	1807.1	008.3	1.4	--	456.2	26.1
47	LABOUR INCOME	--	--	--	961.4	--	--	--	--
48	NET INCOME UNINC. BUSINESS	--	--	--	--	--	--	--	--
49	OTHER OPERATING SURPLUS	--	--	--	64.0	--	--	--	--
	TOTAL	5491.2	4896.4	12602.1	14820.7	7286.4	2482.0	5251.2	359.0

NOTE: DETAIL MAY NOT ADD DUE TO ROUNDING

TABLE 48. FINAL DEMAND MATRIX (AGGREGATION - S), 1966 (MILLIONS OF DOLLARS) - CONCLUDED

NO.	COMMODITY AGGREGATION - S	INVEN- TORIES	DOMESTIC EXPORTS	RE-EXPORTS	IMPORTS	GOVT. GROSS CURRENT EXPEND.	GOVT. SALE OF GOOD & SERVICES	FINAL EXPEND. ON GDP
1	GRAINS	187.0	970.8	--	-35.8	--	-0.5	1121.7
2	OTHER AGRICULTURAL PRODUCTS	16.9	259.3	2.2	-309.8	8.3	-5.9	652.2
3	FORESTRY PRODUCTS	19.1	51.1	1.0	-25.5	--	--	63.2
4	FISHING & TRAPPING PRODUCTS	-0.7	55.4	0.9	-32.6	--	-0.2	31.0
5	METALLIC ORES & CONCENTRATES	41.9	694.0	1.5	-212.9	--	--	524.5
6	MINERALS FULLS	0.3	396.2	--	-609.9	16.4	--	-129.9
7	NON-METALLIC MINERALS	3.6	229.4	1.9	-89.3	14.9	--	167.1
8	SERVICES INCIDENTAL TO MINING	--	--	--	--	--	--	115.0
9	MEAT/FISH & DAIRY PRODUCTS	88.2	328.6	3.1	-149.4	--	--	2721.6
10	FRUIT/VEG./FEED/MISC FOOD PROD	36.8	209.4	5.3	-335.5	--	--	1645.8
11	BEVERAGES	38.0	130.3	0.1	-97.6	--	--	768.4
12	TOBACCO & TOBACCO PRODUCTS	3.9	39.4	0.1	-13.7	--	--	319.3
13	RUBBER/LEATHER/PLASTIC FAB/PRO.	29.2	40.1	2.1	-247.5	--	--	315.2
14	TEXTILE PRODUCTS	25.4	66.6	3.9	-554.9	16.3	-0.1	-66.2
15	KNITTED PRODUCTS & CLOTHING	47.9	30.5	1.3	-137.7	6.3	-0.3	1113.6
16	LUMBER/SAWILL/OTHER WOOD PROD	83.2	577.0	1.3	-92.8	--	-0.3	606.5
17	FURNITURE & FIXTURES	17.8	8.3	0.5	-43.4	3.0	--	524.6
18	PAPER & PAPER PRODUCTS	16.8	1558.2	1.3	-164.6	--	--	1541.4
19	PRINTING & PUBLISHING	6.3	12.8	3.3	-181.2	38.5	-4.5	196.2
20	PRIMARY METAL PRODUCTS	-4.1	1445.8	58.6	-576.2	28.1	--	912.1
21	METAL FABRICATED PRODUCTS	35.6	100.7	10.4	-540.5	14.6	-1.4	-126.6
22	MACHINERY & EQUIPMENT	63.9	360.3	44.4	-1830.2	11.5	-0.1	707.9
23	AUTOS/TRUCKS/OTHER TRANSP. EOP	-55.1	1178.5	68.2	-2030.5	280.2	--	2234.6
24	ELEC. & COMMUNICATIONS PROD.	154.8	203.9	16.7	-786.1	37.0	--	935.9
25	NON-METALLIC MINERAL PRODUCTS	36.3	59.5	0.9	-219.7	--	--	-59.2
26	PETROLEUM & COAL PRODUCTS	35.6	30.8	0.7	-243.1	70.8	-0.6	563.1
27	CHEMICALS/CHEMICAL PROD.	13.0	329.9	7.7	-584.1	92.0	-0.1	361.8
28	MISC. MANUFACTURED PRODUCTS	36.1	116.6	17.8	-588.1	58.5	-0.2	334.2
29	RESIDENTIAL CONSTRUCTION	--	--	--	--	1.0	--	2179.4
30	NON-RESIDENTIAL CONSTRUCTION	--	--	--	--	22.5	--	6986.4
31	REPAIR CONSTRUCTION	--	--	--	--	511.5	--	549.6
32	TRANSPORTATION & STORAGE	--	497.1	--	-108.0	180.5	-19.2	1238.4
33	COMMUNICATION SERVICES	--	13.3	--	-9.3	101.3	-0.1	651.2
34	OTHER UTILITIES	--	15.9	--	-10.2	142.9	-108.0	707.2
35	WHOLESALE MARGINS	--	285.8	12.6	-11.4	46.0	--	2118.1
36	RETAIL MARGINS	--	--	--	--	15.4	-0.1	4404.4
37	IMPUTED RENT OWNER OCPD DWEL	--	--	--	--	--	--	3395.2
38	OTHER FINANCE/INS./REAL ESTATE	--	38.2	--	-171.0	129.5	-88.5	1764.3
39	BUSINESS SERVICES	--	99.7	--	-257.6	181.4	-16.2	188.2
40	PERSONAL & OTHER MISC. SERVICE	--	3.3	--	-12.5	295.7	-430.2	4630.1
41	TRANSPORTATION MARGINS	--	538.6	5.3	--	18.5	--	995.6
42	OPERATING/OFFICE LAB. & FOOD	--	--	--	--	863.4	--	982.2
43	TRAVEL/ADVERTISING/PROMOTION	--	--	--	--	197.7	--	229.6
44	NON-COMPETING IMPORTS	-2.2	--	0.4	-336.4	--	--	-232.6
45	UNALLOCATED IMPORTS & EXPORTS	--	1271.5	--	-1622.5	--	--	-331.1
46	NET INDIRECT TAXES	--	0.3	--	758.0	63.2	--	4301.9
47	LABOUR INCOME	--	--	--	--	6188.3	--	7149.7
48	NET INCOME UNINC. BUSINESS	--	--	--	--	--	--	--
49	OTHER OPERATING SURPLUS	--	--	--	--	864.4	--	928.4
	TOTAL	1000.3	12246.9	273.6	-12541.6	10489.6	-736.5	63121.3

NOTE: DETAIL MAY NOT ADD DUE TO ROUNDING

TABLE 49. IMPACT (INVERSE) MATRIX (AGGREGATION - S). 1966

COMMODITY AGGREGATION - S	AGRICUL- TURE	FOREST- RY	FISHING, HUNTING & TRAPPING	MINES QUARRIES & OIL WELLS	MANUFACTURING	CONSTRUCTION	TRANS- & STORAGE	COMMUNI- CATION
NO								
1 GRAINS	1.0531	0.0070	0.0009	0.0146	0.2735	0.0286	0.0335	0.0078
2 OTHER AGRICULTURAL PRODUCTS	1.0491	0.0085	0.0009	0.0146	0.2753	0.0286	0.0337	0.0079
3 FORESTRY PRODUCTS	0.0365	1.0279	0.0007	0.0105	0.2010	0.0320	0.1226	0.0109
4 FISHING & TRAPPING PRODUCTS	0.0141	0.0061	1.0122	0.0139	0.2425	0.0274	0.0301	0.0091
5 METALLIC ORES & CONCENTRATES	0.0145	0.0061	0.0008	0.9697	0.2384	0.0274	0.0301	0.0091
6 MINERAL FUELS	0.0093	0.0037	0.0005	1.0423	0.1420	0.0283	0.0279	0.0086
7 NON-METALLIC MINERALS	0.0116	0.0047	0.0006	1.0106	0.1841	0.0279	0.0289	0.0088
8 SERVICES INCIDENTAL TO MINING	0.0093	0.0037	0.0005	1.0424	0.1419	0.0283	0.0279	0.0086
9 MEAT, FISH & DAIRY PRODUCTS	0.0005	0.0323	0.0041	0.0539	1.3112	0.0158	0.0541	0.0167
10 FRUIT, VEG. FEED, MISC. FOOD PROD.	0.0845	0.0353	0.0045	0.0587	1.4338	0.0156	0.0568	0.0155
11 BEVERAGES	0.0799	0.0357	0.0045	0.0593	1.4488	0.0155	0.0570	0.0154
12 TOBACCO & TOBACCO PRODUCTS	0.0799	0.0357	0.0045	0.0593	1.4488	0.0155	0.0570	0.0155
13 RUBBER, LEATHER, PLASTIC FAB. PRO.	0.0797	0.0356	0.0045	0.0591	1.4452	0.0155	0.0569	0.0155
14 TEXTILE PRODUCTS	0.0797	0.0356	0.0045	0.0591	1.4432	0.0155	0.0569	0.0155
15 KNITTED PRODUCTS & CLOTHING	0.0799	0.0357	0.0045	0.0593	1.4478	0.0155	0.0570	0.0155
16 LUMBER, SAWMILL, OTHER WOOD PROD.	0.0796	0.0359	0.0045	0.0591	1.4414	0.0156	0.0572	0.0154
17 FURNITURE & FIXTURES	0.0796	0.0355	0.0045	0.0590	1.4428	0.0155	0.0570	0.0155
18 PAPER & PAPER PRODUCTS	0.0798	0.0356	0.0045	0.0592	1.4462	0.0155	0.0570	0.0155
19 PRINTING & PUBLISHING	0.0798	0.0357	0.0045	0.0595	1.4486	0.0155	0.0569	0.0154
20 PRIMARY METAL PRODUCTS	0.0799	0.0357	0.0045	0.0592	1.4476	0.0155	0.0570	0.0155
21 METAL FABRICATED PRODUCTS	0.0797	0.0356	0.0045	0.0592	1.4454	0.0155	0.0570	0.0155
22 MACHINERY & EQUIPMENT	0.0792	0.0355	0.0045	0.0687	1.4361	0.0156	0.0567	0.0154
23 AUTOS, TRUCKS, OTHER TRANSP. EQP.	0.0797	0.0356	0.0045	0.0591	1.4448	0.0156	0.0602	0.0155
24 ELEC. & COMMUNICATIONS PROD.	0.0775	0.0346	0.0044	0.0575	1.4045	0.0163	0.0569	0.0148
25 NON-METALLIC MINERAL PRODUCTS	0.0795	0.0355	0.0045	0.0626	1.4414	0.0156	0.0569	0.0155
26 PETROLEUM & COAL PRODUCTS	0.0785	0.0351	0.0045	0.0781	1.4234	0.0158	0.0564	0.0153
27 CHEMICALS, CHEMICAL PROD.	0.0780	0.0349	0.0044	0.0851	1.4143	0.0159	0.0562	0.0153
28 MISC. MANUFACTURED PRODUCTS	0.0785	0.0351	0.0045	0.0583	1.4227	0.0154	0.0571	0.0158
29 RESIDENTIAL CONSTRUCTION	0.0270	0.0122	0.0015	0.0321	0.4637	1.0000	0.0507	0.0107
30 NON-RESIDENTIAL CONSTRUCTION	0.0270	0.0122	0.0015	0.0321	0.4637	1.0000	0.0507	0.0107
31 REPAIR CONSTRUCTION	0.0270	0.0122	0.0015	0.0321	0.4637	1.0000	0.0507	0.0107
32 TRANSPORTATION & STORAGE	0.0111	0.0073	0.0006	0.0101	0.1673	0.0439	1.0943	0.0186
33 COMMUNICATION SERVICES	0.0063	0.0025	0.0003	0.0047	0.0896	0.0394	0.0555	1.0309
34 OTHER UTILITIES	0.0044	0.0020	0.0002	0.0211	0.0722	0.0498	0.0206	0.0059
35 WHOLESALE MARGINS	0.0218	0.0094	0.0012	0.0160	0.3542	0.0124	0.0630	0.0285
36 RETAIL MARGINS	0.0569	0.0035	0.0005	0.0079	0.1299	0.0171	0.0316	0.0296
37 IMPUTED RENT OWNER OCUP. DWEL.	0.0055	0.0022	0.0003	0.0054	0.0833	0.0049	0.0127	0.0173
38 OTHER FINANCE, INS. REAL ESTATE	0.0070	0.0027	0.0004	0.0124	0.0990	0.0071	0.0175	0.0174
39 BUSINESS SERVICES	0.0252	0.0079	0.0018	0.0141	0.3111	0.0127	0.0300	0.0447
40 PERSONAL & OTHER MISC. SERVICE	0.0262	0.0100	0.0015	0.0134	0.2303	0.0207	0.0354	0.0234
41 TRANSPORTATION MARGINS	0.0108	0.0071	0.0006	0.0134	0.1628	0.0427	1.0645	0.0181
42 OPERATING, OFFICE, LAB & FOOD	0.0469	0.0167	0.0024	0.0291	0.6494	0.0120	0.0586	0.0145
43 TRAVEL, ADVERTISING, PROMOTION	0.0322	0.0137	0.0018	0.0223	0.4977	0.0194	0.1909	0.0941

TABLE 49. IMPACT (INVERSE) MATRIX (AGGREGATION - S). 1966 - CONCLUDED

COMMODITY AGGREGATION - S	ELEC. POWER GAS, OTHER UTILITIES	WHOLESALE TRADE	RETAIL TRADE	FINANCE, INS. & REAL ESTATE	BUSINESS & PERSONAL SERVICES	TRANS. MARGINS	OPERATING OFFICE SUPPLIES	TRAVEL, PROMOTION, ADVTG.
NO								
1 GRAINS	0.0113	0.0346	0.0122	0.0512	0.0187	0.0220	0.0645	0.0122
2 OTHER AGRICULTURAL PRODUCTS	0.0113	0.0346	0.0131	0.0513	0.0188	0.0220	0.0647	0.0123
3 FORESTRY PRODUCTS	0.0065	0.0304	0.0181	0.0945	0.0547	0.0109	0.1491	0.0193
4 FISHING & TRAPPING PRODUCTS	0.0042	0.0281	0.0107	0.0207	0.0188	0.0140	0.0310	0.0101
5 METALLIC ORES & CONCENTRATES	0.0201	0.0243	0.0103	0.0874	0.0428	0.0112	0.0954	0.0176
6 MINERAL FUELS	0.0205	0.0229	0.0102	0.0914	0.0433	0.0097	0.0978	0.0155
7 NON-METALLIC MINERALS	0.0204	0.0235	0.0102	0.0914	0.0433	0.0104	0.0968	0.0164
8 SERVICES INCIDENTAL TO MINING	0.0205	0.0229	0.0102	0.0914	0.0433	0.0097	0.0978	0.0155
9 MEAT, FISH & DAIRY PRODUCTS	0.0156	0.0433	0.0109	0.0410	0.0367	0.0279	0.0667	0.0441
10 FRUIT, VEG. FEED, MISC. FOOD PROD.	0.0153	0.0478	0.0129	0.0370	0.0371	0.0299	0.0659	0.0448
11 BEVERAGES	0.0153	0.0419	0.0122	0.0367	0.0371	0.0301	0.0660	0.0448
12 TOBACCO & TOBACCO PRODUCTS	0.0153	0.0419	0.0122	0.0367	0.0371	0.0301	0.0660	0.0448
13 RUBBER, LEATHER, PLASTIC FAB. PRO.	0.0153	0.0446	0.0122	0.0368	0.0371	0.0300	0.0660	0.0448
14 TEXTILE PRODUCTS	0.0153	0.0446	0.0136	0.0369	0.0371	0.0300	0.0660	0.0448
15 KNITTED PRODUCTS & CLOTHING	0.0153	0.0423	0.0124	0.0368	0.0371	0.0301	0.0660	0.0448
16 LUMBER, SAWMILL, OTHER WOOD PROD.	0.0153	0.0428	0.0122	0.0369	0.0372	0.0300	0.0662	0.0447
17 FURNITURE & FIXTURES	0.0153	0.0464	0.0122	0.0368	0.0372	0.0300	0.0659	0.0449
18 PAPER & PAPER PRODUCTS	0.0153	0.0418	0.0122	0.0368	0.0371	0.0301	0.0660	0.0448
19 PRINTING & PUBLISHING	0.0153	0.0428	0.0122	0.0368	0.0371	0.0301	0.0660	0.0448
20 PRIMARY METAL PRODUCTS	0.0153	0.0419	0.0122	0.0367	0.0371	0.0301	0.0660	0.0448
21 METAL FABRICATED PRODUCTS	0.0153	0.0445	0.0122	0.0368	0.0371	0.0300	0.0660	0.0448
22 MACHINERY & EQUIPMENT	0.0154	0.0417	0.0122	0.0373	0.0371	0.0299	0.0663	0.0445
23 AUTOS, TRUCKS, OTHER TRANSP. EQP.	0.0153	0.0419	0.0122	0.0367	0.0371	0.0300	0.0660	0.0447
24 ELEC. & COMMUNICATIONS PROD.	0.0150	0.0412	0.0124	0.0364	0.0371	0.0293	0.0649	0.0439
25 NON-METALLIC MINERAL PRODUCTS	0.0153	0.0439	0.0122	0.0370	0.0371	0.0300	0.0661	0.0447
26 PETROLEUM & COAL PRODUCTS	0.0157	0.0415	0.0121	0.0378	0.0372	0.0297	0.0666	0.0442
27 CHEMICALS, CHEMICAL PROD.	0.0155	0.0413	0.0121	0.0382	0.0372	0.0296	0.0660	0.0440
28 MISC. MANUFACTURED PRODUCTS	0.0152	0.0614	0.0122	0.0372	0.0374	0.0296	0.0659	0.0453
29 RESIDENTIAL CONSTRUCTION	0.0065	0.0570	0.0147	0.0288	0.0504	0.0290	0.0451	0.0229
30 NON-RESIDENTIAL CONSTRUCTION	0.0065	0.0570	0.0147	0.0288	0.0504	0.0290	0.0451	0.0229
31 REPAIR CONSTRUCTION	0.0065	0.0570	0.0147	0.0288	0.0504	0.0290	0.0451	0.0229
32 TRANSPORTATION & STORAGE	0.0074	0.0285	0.0194	0.0329	0.0380	0.0098	0.0734	0.0216
33 COMMUNICATION SERVICES	0.0038	0.0110	0.0188	0.0277	0.0376	0.0043	0.0335	0.0164
34 OTHER UTILITIES	0.0047	0.0095	0.0042	0.0274	0.0185	0.0079	0.0199	0.0088
35 WHOLESALE MARGINS	0.0095	0.0587	0.0134	0.0544	0.0500	0.0109	0.0627	0.0688
36 RETAIL MARGINS	0.0220	0.0100	0.0966	0.0008	0.0456	0.0076	0.0744	0.0409
37 IMPUTED RENT OWNER OCUP. DWEL.	0.0051	0.0112	0.0065	1.0653	0.0318	0.0046	0.0450	0.0261
38 OTHER FINANCE, INS. REAL ESTATE	0.0056	0.0156	0.0107	1.0233	0.0428	0.0051	0.0461	0.0264
39 BUSINESS SERVICES	0.0090	0.0243	0.0187	0.0527	0.9347	0.0113	0.0701	0.0330
40 PERSONAL & OTHER MISC. SERVICE	0.0135	0.0710	0.1456	0.0643	0.8095	0.0100	0.0711	0.0372
41 TRANSPORTATION MARGINS	0.0072	0.0277	0.0189	0.0320	0.0370	1.0096	0.0714	0.0210
42 OPERATING, OFFICE, LAB & FOOD	0.0099	0.0087	0.0666	0.0328	0.1298	0.0371	1.0467	0.0314
43 TRAVEL, ADVERTISING, PROMOTION	0.0095	0.0462	0.0567	0.0365	0.2616	0.0183	0.0534	1.0286

TABLE 50. MAKE (OUTPUT) MATRIX (AGGREGATION - M), 1966 (MILLIONS OF DOLLARS)

NO.	COMMODITY AGGREGATION - M	AGRICUL- TURE	FOREST- RY	FISHING, HUNTING & TRAPPING	METAL MINES	MINERAL FUELS	NON-METAL MINES & QUARRIES	SERVICES INCIDENTAL TO MINING	FOOD & BEVERAGE INDUSTRIES
1	GRAINS.....	1478.0	0.7
2	LIVE ANIMALS.....	1575.5
3	OTHER AGRICULTURAL PRODUCTS.....	1593.3	4.3
4	FORESTRY PRODUCTS.....	22.6	1057.1	6.9
5	FISH LANDINGS.....	177.6
6	HUNTING & TRAPPING PRODUCTS.....	14.7
7	IRON ORES & CONCENTRATES.....	330.9
8	OTHER METAL ORES & CONCENTRATES.....	1179.2
9	COAL.....	49.9
10	CRUDE MINERAL OILS.....	862.5
11	NATURAL GAS.....	164.6
12	NON-METALLIC MINERALS.....	1.0	37.2	356.9	..	1.0
13	SERVICES INCIDENTAL TO MINING.....	18.0	..	1.0	279.3	..
14	MEAT PRODUCTS.....	49.9	1905.5
15	DAIRY PRODUCTS.....	0.1	1153.7
16	FISH PRODUCTS.....	301.0
17	FRUITS & VEGETABLES PREPARATIONS.....	492.5
18	FEEDS.....	582.0
19	FLOUR, WHEAT, MEAL & OTHER CEREALS.....	218.9
20	BREAKFAST CEREAL & BAKERY PROD.....	619.9
21	SUGAR.....	127.6
22	MISC. FOOD PRODUCTS.....	14.6	753.9
23	SOFT DRINKS.....	258.0
24	ALCOHOLIC BEVERAGES.....	603.9
25	TOBACCO PROCESSED UNMANUFACTURED.....
26	CIGARETTES & TOBACCO MFG.....
27	TIRES & TUBES.....
28	OTHER RUBBER PRODUCTS.....
29	PLASTIC FABRICATED PRODUCTS.....
30	LEATHER & LEATHER PRODUCTS.....
31	YARNS & MAN MADE FIBRES.....
32	FABRICS.....
33	OTHER TEXTILE PRODUCTS.....
34	HOSIERY & KNITTED WEAR.....
35	CLOTHING & ACCESSORIES.....
36	LUMBER & TIMBER.....	..	8.1
37	VENEER & PLYWOOD.....
38	OTHER WOOD FABRICATED MATERIALS.....
39	FURNITURE & FIXTURES.....
40	PULP.....
41	NEWSPRINT & OTHER PAPER STOCK.....
42	PAPER PRODUCTS.....	2.1
43	PRINTING & PUBLISHING.....
44	ADVERTISING, PRINT MEDIA.....
45	IRON & STEEL PRODUCTS.....
46	ALUMINUM PRODUCTS.....
47	COPPER & COPPER ALLOY PRODUCTS.....
48	NICKEL PRODUCTS.....
49	OTHER NON-FERROUS METAL PRODUCTS.....
50	BOILERS, TANKS & PLATES.....
51	FABRICATED STRUCTURAL METAL PROD.....
52	OTHER METAL FABRICATED PRODUCTS.....
53	AGRICULTURAL MACHINERY.....
54	OTHER INDUSTRIAL MACHINERY.....	..	0.2	..	4.9	2.7	4.8	4.3	5.3
55	MOTOR VEHICLES.....
56	MOTOR VEHICLE PARTS.....
57	OTHER TRANSPORT EQUIPMENT.....
58	APPLIANCES & RECEIVERS, HOUSEHOLD.....
59	OTHER ELECTRICAL PRODUCTS.....
60	CEMENT & CONCRETE PRODUCTS.....	1.8
61	OTHER NON-METALLIC MINERAL PROD.....	2.1
62	GASOLINE & FUEL OIL.....
63	OTHER PETROLEUM & COAL PROD.....	30.4
64	INDUSTRIAL CHEMICALS.....	7.4
65	FERTILIZERS.....	59.6
66	PHARMACEUTICALS.....	6.2
67	OTHER CHEMICAL PRODUCTS.....	37.9
68	SCIENTIFIC EQUIPMENT.....
69	OTHER MANUFACTURED PRODUCTS.....	1.3
70	RESIDENTIAL CONSTRUCTION.....
71	NON-RESIDENTIAL CONSTRUCTION.....
72	REPAIR CONSTRUCTION.....
73	PIPELINE TRANSPORTATION.....
74	TRANSPORTATION & STORAGE.....	..	12.8	0.3
75	RADIO & TELEVISION BROADCASTING.....
76	TELEPHONE & TELEGRAPH.....
77	POSTAL SERVICES.....
78	ELECTRIC POWER.....	..	0.1	..	1.1	..	0.1
79	OTHER UTILITIES.....
80	WHOLESALE MARGINS.....	..	1.8	..	0.1	0.1	0.5	..	119.2
81	RETAIL MARGINS.....
82	IMPLIED RENT OWNER OCCUP. DWEL.....
83	OTHER FINANCIALS, REAL ESTATE.....	2.8	0.7	..	10.8	26.4	3.1	0.3	4.6
84	BUSINESS SERVICES.....
85	EDUCATION SERVICES.....
86	HEALTH SERVICES.....
87	AMUSEMENT & RECREATION SERVICES.....
88	ACCOMMODATION & FOOD SERVICES.....	..	23.0	..	5.2	..	0.3	..	4.0
89	OTHER PERSONAL & MISC. SERVICES.....	..	2.2	0.5	2.2	0.2	3.7	2.4	1.7
90	TRANSPORTATION MARGINS.....
91	OPERATING, OFFICE LAB & FOOD.....
92	TRAVEL, ADVERTISING & PROMOTION.....
	TOTAL.....	4736.7	1107.3	192.9	1533.7	1174.3	434.0	286.2	7215.2

NOTE: DETAIL MAY NOT ADD DUE TO ROUNDING AND SUPPRESSION OF CONFIDENTIAL COMMODITIES.

TABLE 50. MAKE (OUTPUT) MATRIX (AGGREGATION - MI. 1966 (MILLIONS OF DOLLARS) - CONTINUED

COMMODITY AGGREGATION - M	TOBACCO PRODUCTS INDUSTRIES	RUBBER & PLASTIC PROD. IND.	LEATHER INDUSTRIES	TEXTILE INDUSTRIES	KNITTING MILLS	CLOTHING INDUSTRIES	WOOD	FURNITURE, FIXTURE INDUSTRIES
1 GRAINS.....
2 LIVE ANIMALS.....
3 OTHER AGRICULTURAL PRODUCTS.....
4 FORESTRY PRODUCTS.....	17.0	..
5 FISH LANDINGS.....
6 HUNTING & TRAPPING PRODUCTS.....
7 IRON ORES & CONCENTRATES.....
8 OTHER METAL ORES & CONCENTRATES.....
9 COAL.....
10 CRUDE MINERAL OILS.....
11 NATURAL GAS.....
12 NON-METALLIC MINERALS.....
13 SERVICES INCIDENTAL TO MINING.....
14 MEAT PRODUCTS.....	0.8
15 DAIRY PRODUCTS.....
16 FISH PRODUCTS.....
17 FRUITS & VEGETABLES PREPARATIONS.....
18 FEEDS.....
19 FLOUR, WHEAT MEAL & OTHER CEREALS.....
20 BREAKFAST CEREAL & BAKERY PROD.....
21 SUGAR.....
22 MISC. FOOD PRODUCTS.....
23 SOFT DRINKS.....
24 ALCOHOLIC BEVERAGES.....
25 TOBACCO PROCESSED UNMANUFACTURED.....	130.0
26 CIGARETTES & TOBACCO MFG.....	289.8
27 TIRES & TUBES.....	..	267.3
28 OTHER RUBBER PRODUCTS.....	..	168.3	3.1	1.8
29 PLASTIC FABRICATED PRODUCTS.....	..	193.8	0.8	1.9
30 LEATHER & LEATHER PRODUCTS.....	359.4	0.8
31 YARNS & MAN MADE FIBRES.....	317.9
32 FABRICS.....	..	2.5	..	465.2	76.6	0.4
33 OTHER TEXTILE PRODUCTS.....	..	8.1	0.6	454.0	7.6	4.5	..	5.0
34 HOSIERY & KNITTED WEAR.....	215.8	661.6
35 CLOTHING & ACCESSORIES.....	..	14.8	5.3	31.8	21.1	1088.6	..	0.3
36 LUMBER & TIMBER.....	792.7	..
37 VENEER & PLYWOOD.....	241.0	..
38 OTHER WOOD FABRICATED MATERIALS.....	504.5	27.6
39 FURNITURE & FIXTURES.....	..	2.3	1.4	1.0	10.9	509.8
40 PULP.....
41 NEWSPRINT & OTHER PAPER STOCK.....
42 PAPER PRODUCTS.....	..	36.6	0.7	6.3	3.0	..
43 PRINTING & PUBLISHING.....
44 ADVERTISING PRINT MEDIA.....
45 IRON & STEEL PRODUCTS.....
46 ALUMINUM PRODUCTS.....	..	0.1
47 COPPER & COPPER ALLOY PRODUCTS.....
48 NICKEL PRODUCTS.....
49 OTHER NON-FERROUS METAL PRODUCTS.....	0.2
50 BOILERS, TANKS & PLATES.....
51 FABRICATED STRUCTURAL METAL PROD.....	..	0.3	2.6
52 OTHER METAL FABRICATED PRODUCTS.....	..	4.4	..	1.7	3.8	4.5
53 AGRICULTURAL MACHINERY.....
54 OTHER INDUSTRIAL MACHINERY.....	..	2.8	..	4.1	2.9	..
55 MOTOR VEHICLES.....
56 MOTOR VEHICLE PARTS.....	..	11.0	..	9.5
57 OTHER TRANSPORT EQUIPMENT.....	..	7.2
58 APPLIANCES & REFRIGERATORS, HOUSEHOLD.....	..	2.1	1.2
59 OTHER ELECTRICAL PRODUCTS.....	..	1.3	17.0
60 CEMENT & CONCRETE PRODUCTS.....
61 OTHER NON-METALLIC MINERAL PROD.....	0.6
62 GASOLINE & FUEL OIL.....
63 OTHER PETROLEUM & COAL PROD.....
64 INDUSTRIAL CHEMICALS.....	..	14.9	..	2.8
65 FERTILIZERS.....
66 PHARMACEUTICALS.....
67 OTHER CHEMICAL PRODUCTS.....	..	6.9	0.2	3.0	..
68 SCIENTIFIC EQUIPMENT.....	..	1.2	..	0.7
69 OTHER MANUFACTURED PRODUCTS.....	..	32.0	1.6	8.5	2.6	8.3
70 RESIDENTIAL CONSTRUCTION.....
71 NON-RESIDENTIAL CONSTRUCTION.....
72 REPAIR CONSTRUCTION.....
73 PIPELINE TRANSPORTATION.....
74 TRANSPORTATION & STORAGE.....	3.5	..
75 RADIO & TELEVISION BROADCASTING.....
76 TELEPHONE & TELEGRAPH.....
77 POSTAL SERVICES.....
78 ELECTRIC POWER.....	0.1	..
79 OTHER UTILITIES.....
80 WHOLESALE MARGINS.....	2.0	22.5	2.9	10.6	1.2	7.4	13.0	6.0
81 RETAIL MARGINS.....
82 IMPUTED RENT OWNER OCCUP. DWELL.....
83 OTHER FINANCIALS, REAL ESTATE.....	..	0.7	0.5	2.3	0.6	0.7	2.1	0.6
84 BUSINESS SERVICES.....	0.3
85 EDUCATION SERVICES.....
86 HEALTH SERVICES.....
87 AMUSEMENT & RECREATION SERVICES.....
88 ACCOMMODATION & FOOD SERVICES.....	0.1	0.2	0.1	0.7	0.1	0.8	1.0	0.8
89 OTHER PERSONAL & MISC. SERVICES.....	..	0.9	..	0.1	2.0	21.5
90 TRANSPORTATION MARGINS.....
91 OPERATING, OFFICE LAB. & FOOD.....
92 TRAVEL, ADVERTISING & PROMOTION.....
TOTAL.....	422.7	810.7	377.0	1329.3	325.6	1166.0	1618.0	612.3

NOTE: DETAIL MAY NOT ADD DUE TO ROUNDING AND SUPPRESSION OF CONFIDENTIAL COMMODITIES.

TABLE 50. MAKE (OUTPUT) MATRIX (AGGREGATION - M), 1966 (MILLIONS OF DOLLARS) - CONTINUED

NO.	COMMODITY AGGREGATION - M	PAPER & ALLIED INDUSTRIES	PRINTING & PUBLISHING	PRIMARY METAL INDUSTRIES	METAL FABRICATING INDUSTRIES	MACHINERY INDUSTRIES	TRANS. EQUIPMENT INDUSTRIES	ELECTRICAL PRODUCTS INDUSTRIES	NON-METAL. MINERAL PROD. IND.
1	GRAINS.....
2	LIVE ANIMALS.....
3	OTHER AGRICULTURAL PRODUCTS.....
4	FORESTRY PRODUCTS.....
5	FISH LANDINGS.....
6	HUNTING & TRAPPING PRODUCTS.....
7	IRON ORES & CONCENTRATES.....	13.4
8	OTHER METAL ORES & CONCENTRATES.....	97.8
9	COAL.....
10	CRUDE MINERAL OILS.....
11	NATURAL GAS.....
12	NON-METALLIC MINERALS.....	0.2	..	0.2	9.3
13	SERVICES INCIDENTAL TO MINING.....
14	MEAT PRODUCTS.....
15	DAIRY PRODUCTS.....
16	FISH PRODUCTS.....
17	FRUITS & VEGETABLES PREPARATIONS.....
18	FEEDS.....
19	FLOUR, WHEAT, MEAL & OTHER CEREALS.....
20	BREAKFAST CEREAL & BAKERY PROD.....
21	SUGAR.....
22	MISC. FOOD PRODUCTS.....
23	SOFT DRINKS.....
24	ALCOHOLIC BEVERAGES.....
25	TOBACCO PROCESSED UNMANUFACTURED.....
26	CIGARETTES & TOBACCO MFG.....
27	TIRES & TUBES.....
28	OTHER RUBBER PRODUCTS.....	0.4	..
29	PLASTIC FABRICATED PRODUCTS.....	15.1	5.5	..	1.1	..	2.0
30	LEATHER & LEATHER PRODUCTS.....
31	YARNS & MAN MADE FIBRES.....
32	FABRICS.....	..	0.3
33	OTHER TEXTILE PRODUCTS.....	3.5
34	HOSIERY & KNITTED WEAR.....
35	CLOTHING & ACCESSORIES.....
36	LUMBER & TIMBER.....
37	VENEER & PLYWOOD.....
38	OTHER WOOD FABRICATED MATERIALS.....	13.6	1.1	0.3	0.8
39	FURNITURE & FIXTURES.....	23.6	3.8	0.9	6.5	..
40	PULP.....	625.0
41	NEWSPRINT & OTHER PAPER STOCK.....	1652.8	1.5	0.3
42	PAPER PRODUCTS.....	794.2	30.9	..	12.4
43	PRINTING & PUBLISHING.....	24.3	813.7	0.2	..	0.9
44	ADVERTISING PRINT MEDIA.....	..	358.3
45	IRON & STEEL PRODUCTS.....	1520.0	113.9	17.2	10.2
46	ALUMINUM PRODUCTS.....	572.5	9.8	..	0.2
47	COPPER & COPPER ALLOY PRODUCTS.....	706.7	7.6
48	NICKEL PRODUCTS.....	371.6	4.3
49	OTHER NON FERROUS METAL PRODUCTS.....	368.7	25.9	5.4	3.8	9.1	..
50	BOILERS, TANKS & PLATES.....	207.4	8.2
51	FABRICATED STRUCTURAL METAL PROD.....	0.4	..	75.4	576.2	13.4	7.8	4.6	2.1
52	OTHER METAL FABRICATED PRODUCTS.....	39.7	1400.3	38.5	52.1	66.0	..
53	AGRICULTURAL MACHINERY.....	2.8	6.8	288.2	4.3
54	OTHER INDUSTRIAL MACHINERY.....	11.3	0.9	36.7	211.9	1007.7	63.8	31.1	1.0
55	MOTOR VEHICLES.....	5.1	8.5	2082.2
56	MOTOR VEHICLE PARTS.....	44.4	0.3	1027.7	10.5	..
57	OTHER TRANSPORT EQUIPMENT.....	35.0	30.1	946.9
58	APPLIANCES & RECEIVERS, HOUSEHOLD.....	11.7	10.0	..	536.7	..
59	OTHER ELECTRICAL PRODUCTS.....	5.0	19.6	47.8	44.5	1495.2	3.5
60	CEMENT & CONCRETE PRODUCTS.....	0.2	606.0
61	OTHER NON-METALLIC MINERAL PROD.....	2.8	3.9	486.7
62	GASOLINE & FUEL OIL.....
63	OTHER PETROLEUM & COAL PROD.....	6.3	..	10.8
64	INDUSTRIAL CHEMICALS.....	9.6	..	24.8
65	FERTILIZERS.....
66	PHARMACEUTICALS.....
67	OTHER CHEMICAL PRODUCTS.....	0.9	..	4.1	5.4	4.9
68	SCIENTIFIC EQUIPMENT.....	3.0	2.8	..	80.9	..
69	OTHER MANUFACTURED PRODUCTS.....	7.7	16.5	4.3	..
70	RESIDENTIAL CONSTRUCTION.....
71	NON-RESIDENTIAL CONSTRUCTION.....
72	REPAIR CONSTRUCTION.....
73	PIPELINE TRANSPORTATION.....
74	TRANSPORTATION & STORAGE.....
75	RADIO & TELEVISION BROADCASTING.....
76	TELEPHONE & TELEGRAPH.....
77	POSTAL SERVICES.....
78	ELECTRIC POWER.....	3.5	..	13.2	0.3
79	OTHER UTILITIES.....
80	WHOLESALE MARGINS.....	16.3	14.3	9.7	52.8	80.6	121.5	97.4	17.6
81	RETAIL MARGINS.....
82	IMPUTED RENT OWNER OCPD. DWEL.....
83	OTHER FINANCE, INS., REAL ESTATE.....	3.0	5.6	0.9	3.0	4.7	2.4	1.1	1.0
84	BUSINESS SERVICES.....	..	1.3	106.7	13.5	2.1	..
85	EDUCATION SERVICES.....
86	HEALTH SERVICES.....
87	AMUSEMENT & RECREATION SERVICES.....
88	ACCOMMODATION & FOOD SERVICES.....	0.7	0.8	1.5	2.5	1.8	1.7	2.7	1.0
89	OTHER PERSONAL & MISC. SERVICES.....	1.1	1.4	..	40.6	27.0	16.8	42.1	3.8
90	TRANSPORTATION MARGINS.....
91	OPERATING, OFFICE LAB. & FOOD.....
92	TRAVEL, ADVERTISING & PROMOTION.....
	TOTAL.....	3216.5	1230.3	9998.5	2853.5	1704.9	4417.3	2391.7	1156.9

NOTE: DETAIL MAY NOT ADD DUE TO ROUNDING AND SUPPRESSION OF CONFIDENTIAL COMMODITIES.

TABLE 50. MAKE (OUTPUT) MATRIX (AGGREGATION - M), 1966 (MILLIONS OF DOLLARS) - CONTINUED

NO.	COMMODITY AGGREGATION - M	PETROLEUM & COAL PROD. IND.	CHEMICAL & CHEMICAL PROD. IND.	MISC. MANUFACTURING	CONSTR. INDUSTRY	TRANS. & STORAGE	COMMUNICATION	ELEC. POWER GAS, OTHER UTILITIES	WHOLESALE TRADE
1	GRAINS.....
2	LIVE ANIMALS.....
3	OTHER AGRICULTURAL PRODUCTS.....
4	FORESTRY PRODUCTS.....	0.9	..
5	FISH LANDINGS.....
6	HUNTING & TRAPPING PRODUCTS.....
7	IRON ORES & CONCENTRATES.....
8	OTHER METAL ORES & CONCENTRATES.....	7.6
9	COAL.....
10	CRUDE MINERAL OILS.....
11	NATURAL GAS.....
12	NON-METALLIC MINERALS.....	..	2.1
13	SERVICES INCIDENTAL TO MINING.....
14	MEAT PRODUCTS.....	13.5
15	DAIRY PRODUCTS.....	0.6
16	FISH PRODUCTS.....	1.8
17	FRUITS & VEGETABLES PREPARATIONS.....	3.0
18	FEEDS.....	12.6
19	FLOUR, WHEAT MEAL & OTHER CEREALS.....
20	BREAKFAST CEREAL & BAKERY PROD.....
21	SUGAR.....
22	MISC. FOOD PRODUCTS.....	..	4.3
23	SOFT DRINKS.....
24	ALCOHOLIC BEVERAGES.....
25	TOBACCO PROCESSED UNMANUFACTURED.....
26	CIGARETTES & TOBACCO MFG.....
27	TIRES & TUBES.....	2.3
28	OTHER RUBBER PRODUCTS.....	3.9	0.2
29	PLASTIC FABRICATED PRODUCTS.....	..	6.2	7.3
30	LEATHER & LEATHER PRODUCTS.....	0.3	0.5
31	YARNS & MAN MADE FIBRES.....
32	FABRICS.....	1.3	0.4
33	OTHER TEXTILE PRODUCTS.....	1.2	3.5
34	HOSIERY & KNITTED WEAR.....	0.1
35	CLOTHING & ACCESSORIES.....	1.7	0.6
36	LUMBER & TIMBER.....	0.8
37	VENEER & PLYWOOD.....
38	OTHER WOOD FABRICATED MATERIALS.....	..	1.3	0.5	0.9
39	FURNITURE & FIXTURES.....	2.0	2.6
40	PULP.....
41	NEWSPRINT & OTHER PAPER STOCK.....	..	0.9	1.8	0.1
42	PAPER PRODUCTS.....	..	0.9	43.4	6.4
43	PRINTING & PUBLISHING.....	..	1.2	1.1
44	ADVERTISING PRINT MEDIA.....
45	IRON & STEEL PRODUCTS.....
46	ALUMINUM PRODUCTS.....
47	COPPER & COPPER ALLOY PRODUCTS.....
48	NICKEL PRODUCTS.....
49	OTHER NON-FERROUS METAL PRODUCTS.....	..	3.9	11.0
50	BOILERS, TANKS & PLATES.....
51	FABRICATED STRUCTURAL METAL PROD.....	1.3	0.3
52	OTHER METAL FABRICATED PRODUCTS.....	..	2.1	6.2	6.4
53	AGRICULTURAL MACHINERY.....
54	OTHER INDUSTRIAL MACHINERY.....	..	2.6	10.7
55	MOTOR VEHICLES.....
56	MOTOR VEHICLE PARTS.....	3.6
57	OTHER TRANSPORT EQUIPMENT.....	3.7	..	13.2	0.2
58	APPLIANCES & REELECTR. HOUSEHOLD.....	3.9
59	OTHER ELECTRICAL PRODUCTS.....	22.9	74.3	..	0.8
60	CEMENT & CONCRETE PRODUCTS.....
61	OTHER NON-METALLIC MINERAL PROD.....	0.1	2.4
62	GASOLINE & FUEL OIL.....	1299.9
63	OTHER PETROLEUM & COAL PROD.....	204.5	33.1	0.4	..
64	INDUSTRIAL CHEMICALS.....	2.0	876.7
65	FERTILIZERS.....	..	97.5	0.2
66	PHARMACEUTICALS.....	..	257.1
67	OTHER CHEMICAL PRODUCTS.....	1.6	835.4	6.0	0.1
68	SCIENTIFIC EQUIPMENT.....	272.1	0.7
69	OTHER MANUFACTURED PRODUCTS.....	1.3	8.2	391.5	16.2
70	RESIDENTIAL CONSTRUCTION.....	2179.4
71	NON-RESIDENTIAL CONSTRUCTION.....	6986.4
72	REPAIR CONSTRUCTION.....	2001.5
73	PIPELINE TRANSPORTATION.....	297.4
74	TRANSPORTATION & STORAGE.....	4644.7
75	RADIO & TELEVISION BROADCASTING.....	207.2
76	TELEPHONE & TELEGRAPH.....	1095.5
77	POSTAL SERVICES.....	290.3
78	ELECTRIC POWER.....	8.3	..	1196.9	..
79	OTHER UTILITIES.....	..	0.2	246.1	..
80	WHOLESALE MARGINS.....	8.4	91.3	39.4	..	6.2	3701.5
81	RETAIL MARGINS.....	6.6	..	12.1	..
82	IMPUTED RENT OWNER OCPD, DWEL.....
83	OTHER FINANCINGS, REAL ESTATE.....	16.2	4.4	1.4	32.9	23.0	0.3	1.0	24.2
84	BUSINESS SERVICES.....	2.1	10.7	4.2	36.3
85	EDUCATION SERVICES.....
86	HEALTH SERVICES.....
87	AMUSEMENT & RECREATION SERVICES.....	1.7
88	ACCOMMODATION & FOOD SERVICES.....	0.3	2.8	0.5	..	18.3	..	4.5	..
89	OTHER PERSONAL & MISC. SERVICES.....	0.1	..	24.0	47.7	29.0	3.9	17.7	314.6
90	TRANSPORTATION MARGINS.....
91	OPERATING, OFFICE, LAB. & FOOD.....
92	TRAVEL, ADVERTISING & PROMOTION.....
	TOTAL.....	1537.1	2285.0	872.6	11246.0	5656.8	1789.5	1479.5	4118.7

NOTE: DETAIL MAY NOT ADD DUE TO ROUNDING AND SUPPRESSION OF CONFIDENTIAL COMMODITIES.

TABLE 50. MAKE (OUTPUT) MATRIX (AGGREGATION - M), 1966 (MILLIONS OF DOLLARS) - CONTINUED

NO.	COMMODITY AGGREGATION - M	RETAIL TRADE	OWNER OCCUPIED DWELLINGS	FINANCE, INS. & REAL EST.	EDUCATION & HEALTH SERVICES	AMUSEMENT RECREATION SERVICES	SERVICE TO BUSINESS MANAGEMENT	ACCOMMODA- TION, FOOD SERVICES	PERSONAL & MISC. SERVICES
1	GRAINS.....
2	LIVE ANIMALS.....
3	OTHER AGRICULTURAL PRODUCTS.....	2.8
4	FORESTRY PRODUCTS.....
5	FISH LANDINGS.....
6	HUNTING & TRAPPING PRODUCTS.....
7	IRON ORES & CONCENTRATES.....
8	OTHER METAL ORES & CONCENTRATES.....
9	COAL.....
10	CRUDE MINERAL OILS.....
11	NATURAL GAS.....
12	NON-METALLIC MINERALS.....
13	SERVICES INCIDENTAL TO MINING.....
14	MEAT PRODUCTS.....	336.1
15	DAIRY PRODUCTS.....
16	FISH PRODUCTS.....
17	FRUITS & VEGETABLES PREPARATIONS.....
18	FEEDS.....
19	FLOUR, WHEAT MEAL & OTHER CEREALS.....
20	BREAKFAST CEREAL & BAKERY PROD.....
21	SUGAR.....
22	MISC. FOOD PRODUCTS.....	2.1
23	SOFT DRINKS.....
24	ALCOHOLIC BEVERAGES.....
25	TOBACCO PROCESSED UNMANUFACTURED.....
26	CIGARETTES & TOBACCO MFG.....
27	TIRIS & TUBES.....
28	OTHER RUBBER PRODUCTS.....
29	PLASTIC FABRICATED PRODUCTS.....
30	LEATHER & LEATHER PRODUCTS.....
31	YARNS & MAN MADE FIBRES.....
32	FABRICS.....
33	OTHER TEXTILE PRODUCTS.....	2.0
34	HOSIERY & KNITTED WEAR.....
35	CLOTHING & ACCESSORIES.....	0.4
36	LUMBER & TIMBER.....
37	VENEER & PLYWOOD.....
38	OTHER WOOD FABRICATED MATERIALS.....
39	FURNITURE & FIXTURES.....
40	PULP.....
41	NEWSPRINT & OTHER PAPER STOCK.....
42	PAPER PRODUCTS.....
43	PRINTING & PUBLISHING.....
44	ADVERTISING PRINT MEDIA.....
45	IRON & STEEL PRODUCTS.....
46	ALUMINUM PRODUCTS.....
47	COPPER & COPPER ALLOY PRODUCTS.....
48	NICKEL PRODUCTS.....
49	OTHER NON FERROUS METAL PRODUCTS.....
50	BOILERS, TANKS & PLATES.....
51	FABRICATED STRUCTURAL METAL PROD.....
52	OTHER METAL FABRICATED PRODUCTS.....
53	AGRICULTURAL MACHINERY.....
54	OTHER INDUSTRIAL MACHINERY.....
55	MOTOR VEHICLES.....
56	MOTOR VEHICLE PARTS.....
57	OTHER TRANSPORT EQUIPMENT.....
58	APPLIANCES & RECEIVERS/HOUSEHOLD.....
59	OTHER ELECTRICAL PRODUCTS.....
60	CEMENT & CONCRETE PRODUCTS.....
61	OTHER NON-METALLIC MINERAL PROD.....
62	GASOLINE & FUEL OIL.....
63	OTHER PETROLEUM & COAL PROD.....
64	INDUSTRIAL CHEMICALS.....
65	FERTILIZERS.....
66	PHARMACEUTICALS.....
67	OTHER CHEMICAL PRODUCTS.....
68	SCIENTIFIC EQUIPMENT.....
69	OTHER MANUFACTURED PRODUCTS.....
70	RESIDENTIAL CONSTRUCTION.....
71	NON-RESIDENTIAL CONSTRUCTION.....
72	REPAIR CONSTRUCTION.....
73	PIPELINE TRANSPORTATION.....
74	TRANSPORTATION & STORAGE.....	11.9
75	RADIO & TELEVISION BROADCASTING.....
76	TELEPHONE & TELEGRAPH.....
77	POSTAL SERVICES.....
78	ELECTRIC POWER.....
79	OTHER UTILITIES.....
80	WHOLESALE MARGINS.....	5.0
81	RETAIL MARGINS.....	4786.8	7.0	18.4	22.5	5.3
82	IMPUTED RENT OWNER OCCUP. DWEL.....	..	3395.2
83	OTHER FINANCE, INS., REAL ESTATE.....	25.5	..	6410.7	11.4	17.9	21.3	27.7	3.2
84	BUSINESS SERVICES.....	0.2	1364.5
85	EDUCATION SERVICES.....	179.3
86	HEALTH SERVICES.....	961.7
87	AMUSEMENT & RECREATION SERVICES.....	391.6
88	ACCOMMODATION & FOOD SERVICES.....	108.2	21.6	0.7	2199.4	0.5
89	OTHER PERSONAL & MISC. SERVICES.....	732.3	..	42.7	355.9	4.9	934.3
90	TRANSPORTATION MARGINS.....
91	OPERATING OFFICE, LAB. & FOOD.....
92	TRAVEL, ADVERTISING & PROMOTION.....
	TOTAL.....	6000.0	3395.2	6453.3	1090.4	438.2	1760.7	2254.5	948.4

NOTE: DETAIL MAY NOT ADD DUE TO ROUNDING AND SUPPRESSION OF CONFIDENTIAL COMMODITIES.

TABLE 50. MAKE (OUTPUT) MATRIX (AGGREGATION - M), 1966 (MILLIONS OF DOLLARS) - CONCLUDED

NO.	COMMODITY AGGREGATION - M	TRANS. MARGINS	OPERATING OFFICE LAB & FOOD	TRAVEL PROMOTION, ADVTG.	TOTAL INDUSTRIES
1	GRAINS.....	1478.7
2	LIVE ANIMALS.....	1575.5
3	OTHER AGRICULTURAL PRODUCTS.....	1607.3
4	FORESTRY PRODUCTS.....	1097.6
5	FISH LANDINGS.....	177.6
6	HUNTING & TRAPPING PRODUCTS.....	14.7
7	IRON ORES & CONCENTRATES.....	384.3
8	OTHER METAL ORES & CONCENTRATES.....	1224.7
9	COAL.....	49.9
10	CRUDE MINERAL OILS.....	867.5
11	NATURAL GAS.....	164.7
12	NON-METALLIC MINERALS.....	408.3
13	SERVICES INCIDENTAL TO MINING.....	298.3
14	MEAT PRODUCTS.....	2312.5
15	DAIRY PRODUCTS.....	1167.3
16	FISH PRODUCTS.....	303.3
17	FRUITS & VEGETABLES PREPARATIONS.....	496.5
18	FEEDS.....	585.0
19	FLOUR, WHEAT MEAL & OTHER CEREALS.....	218.9
20	BREAKFAST CEREAL & BAKERY PROD.....	632.6
21	SUGAR.....	127.6
22	MISC. FOOD PRODUCTS.....	774.9
23	SOFT DRINKS.....	258.0
24	ALCOHOLIC BEVERAGES.....	603.9
25	TOBACCO PROCESSED UNMANUFACTURED.....	130.0
26	CIGARETTES & TOBACCO MFG.....	289.8
27	TIRES & TUBES.....	269.7
28	OTHER RUBBER PRODUCTS.....	182.2
29	PLASTIC FABRICATED PRODUCTS.....	246.2
30	LEATHER & LEATHER PRODUCTS.....	372.1
31	YARNS & MAN-MADE FIBRES.....	330.4
32	FABRICS.....	547.3
33	OTHER TEXTILE PRODUCTS.....	495.0
34	HOSIERY & KNITTED WEAR.....	277.2
35	CLOTHING & ACCESSORIES.....	1164.5
36	LUMBER & TIMBER.....	814.4
37	VENEER & PLYWOOD.....	241.3
38	OTHER WOOD FABRICATED MATERIALS.....	551.2
39	FURNITURE & FIXTURES.....	566.8
40	PULP.....	625.1
41	NEWSPRINT & OTHER PAPER STOCK.....	1664.5
42	PAPER PRODUCTS.....	938.2
43	PRINTING & PUBLISHING.....	844.3
44	ADVERTISING, PRINT MEDIA.....	358.3
45	IRON & STEEL PRODUCTS.....	1663.5
46	ALUMINUM PRODUCTS.....	589.0
47	COPPER & COPPER ALLOY PRODUCTS.....	719.4
48	NICKEL PRODUCTS.....	376.4
49	OTHER NON-FERROUS METAL PRODUCTS.....	429.1
50	BOILERS, TANKS & PLATES.....	222.5
51	FABRICATED STRUCTURAL METAL PROD.....	684.6
52	OTHER METAL FABRICATED PRODUCTS.....	1628.2
53	AGRICULTURAL MACHINERY.....	305.9
54	OTHER INDUSTRIAL MACHINERY.....	1467.4
55	MOTOR VEHICLES.....	2103.5
56	MOTOR VEHICLE PARTS.....	1121.7
57	OTHER TRANSPORT EQUIPMENT.....	1049.2
58	APPLIANCES & REFRIG., HOUSEHOLD.....	569.7
59	OTHER ELECTRICAL PRODUCTS.....	1732.6
60	CEMENT & CONCRETE PRODUCTS.....	608.8
61	OTHER NON-METALLIC MINERAL PROD.....	509.4
62	GASOLINE & FUEL OIL.....	1300.4
63	OTHER PETROLEUM & COAL PROD.....	285.9
64	INDUSTRIAL CHEMICALS.....	938.2
65	FERTILIZERS.....	157.3
66	PHARMACEUTICALS.....	263.3
67	OTHER CHEMICAL PRODUCTS.....	912.3
68	SCIENTIFIC EQUIPMENT.....	339.2
69	OTHER MANUFACTURED PRODUCTS.....	508.2
70	RESIDENTIAL CONSTRUCTION.....	2179.4
71	NON-RESIDENTIAL CONSTRUCTION.....	6986.4
72	REPAIR CONSTRUCTION.....	2001.5
73	PIPELINE TRANSPORTATION.....	297.4
74	TRANSPORTATION & STORAGE.....	4673.3
75	RADIO & TELEVISION BROADCASTING.....	207.2
76	TELEPHONE & TELEGRAPH.....	1095.5
77	POSTAL SERVICES.....	290.3
78	ELECTRIC POWER.....	1223.7
79	OTHER UTILITIES.....	253.3
80	WHOLESALE MARGINS.....	4444.4
81	RETAIL MARGINS.....	4858.7
82	IMPUTED RENT OWNER OCUPD. DWEL.....	3395.2
83	OTHER FINANCE, INS., REAL ESTATE.....	6688.1
84	BUSINESS SERVICES.....	1541.7
85	EDUCATION SERVICES.....	129.3
86	HEALTH SERVICES.....	960.7
87	AMUSEMENT & RECREATION SERVICES.....	393.3
88	ACCOMMODATION & FOOD SERVICES.....	2406.0
89	OTHER PERSONAL & MISC. SERVICES.....	2677.5
90	TRANSPORTATION MARGINS.....	2174.8	2174.8
91	OPERATING OFFICE, LAB. & FOOD.....	..	4517.3	..	4517.3
92	TRAVEL, ADVERTISING & PROMOTION.....	2245.8	2245.8
	TOTAL.....	2174.8	4517.3	2245.8	103000.0

NOTE: DETAIL MAY NOT ADD DUE TO ROUNDING AND SUPPRESSION OF CONFIDENTIAL COMMODITIES.

TABLE 51. USE (INPUT) MATRIX (AGGREGATION - M), 1966 (MILLIONS OF DOLLARS)

NO.	COMMODITY AGGREGATION - M	AGRICULTURE	FORESTRY	FISHING, HUNTING & TRAPPING	METAL MINES	MINERAL FULLS	NON-METAL MINES & QUARRIES	SERVICES INCIDENTAL TO MINING	FOOD & BEVERAGE INDUSTRIES
1	GRAINS.....	37.9	--	--	--	--	--	--	317.8
2	LIVE ANIMALS.....	48.4	--	--	--	--	--	--	1075.0
3	OTHER AGRICULTURAL PRODUCTS.....	101.8	0.6	--	--	--	--	--	752.4
4	FORESTRY PRODUCTS.....	0.3	68.3	--	0.1	--	--	--	0.3
5	FISH LANDINGS.....	--	--	2.7	--	--	--	--	135.9
6	HUNTING & TRAPPING PRODUCTS.....	--	--	--	--	--	--	--	--
7	IRON ORES & CONCENTRATES.....	--	--	--	--	--	--	--	--
8	OTHER METAL ORES & CONCENTRATES.....	--	--	--	12.0	--	--	--	--
9	COAL.....	1.3	0.2	--	0.8	0.7	1.2	--	2.5
10	CRUDE MINERAL OILS.....	--	--	--	--	--	--	--	--
11	NATURAL GAS.....	0.8	--	--	0.1	0.8	0.9	--	3.3
12	NON-METALLIC MINERALS.....	4.5	--	0.8	6.9	0.3	2.7	1.1	4.7
13	SERVICES INCIDENTAL TO MINING.....	--	--	--	46.6	41.6	6.9	0.4	--
14	MEAT PRODUCTS.....	0.4	--	--	--	--	--	--	377.1
15	DAIRY PRODUCTS.....	--	--	--	--	--	--	--	165.8
16	FISH PRODUCTS.....	--	--	--	--	--	--	--	18.4
17	FRUITS & VEGETABLES PREPARATIONS.....	--	--	--	--	--	--	--	56.7
18	FEEDS.....	400.0	3.7	--	--	--	--	--	120.7
19	FLOUR, WHEAT MEAL & OTHER CEREALS.....	--	--	--	--	--	--	--	103.0
20	BREAKFAST CEREAL & BAKERY PROD.....	--	--	--	--	--	--	--	1.4
21	SUGAR.....	--	--	--	--	--	--	--	70.3
22	MISC. FOOD PRODUCTS.....	--	--	--	--	--	--	--	232.1
23	SOFT DRINKS.....	--	--	--	--	--	--	--	25.8
24	ALCOHOLIC BEVERAGES.....	--	--	--	--	--	--	--	11.9
25	TOBACCO PROCESSED UNMANUFACTURED.....	--	--	--	--	--	--	--	--
26	CIGARETTES & TOBACCO MFG.....	--	--	--	--	--	--	--	--
27	TIRES & TUBES.....	9.5	--	--	--	--	--	--	--
28	OTHER RUBBER PRODUCTS.....	--	--	--	--	--	--	--	--
29	PLASTIC FABRICATED PRODUCTS.....	--	--	--	--	--	--	--	29.0
30	LEATHER & LEATHER PRODUCTS.....	--	--	--	--	--	--	--	--
31	YARNS & MAN MADE FIBRES.....	--	--	0.3	--	--	--	--	0.2
32	FABRICS.....	--	--	--	--	--	--	--	0.8
33	OTHER TEXTILE PRODUCTS.....	17.7	2.5	5.8	0.5	--	2.6	--	13.8
34	HOSIERY & KNITTED WEAR.....	--	--	--	--	--	--	--	--
35	CLOTHING & ACCESSORIES.....	--	--	--	--	--	--	--	--
36	LUMBER & TIMBER.....	0.2	--	2.2	--	--	--	--	--
37	VENEER & PLYWOOD.....	--	--	--	--	--	--	--	--
38	OTHER WOOD FABRICATED MATERIALS.....	3.5	0.4	--	--	--	1.1	--	8.3
39	FURNITURE & FIXTURES.....	--	--	--	--	--	--	--	--
40	PULP.....	--	--	--	--	--	--	--	--
41	NEWSPRINT & OTHER PAPER STOCK.....	--	--	--	--	--	--	--	13.6
42	PAPER PRODUCTS.....	3.8	--	--	0.1	--	9.4	--	219.1
43	PRINTING & PUBLISHING.....	--	--	--	--	--	0.1	--	10.1
44	ADVERTISING, PRINT MEDIA.....	--	--	--	--	--	--	--	--
45	IRON & STEEL PRODUCTS.....	--	--	--	16.3	0.2	0.6	5.2	2.2
46	ALUMINUM PRODUCTS.....	--	--	--	--	--	--	--	--
47	COPPER & COPPER ALLOY PRODUCTS.....	--	--	--	--	--	--	--	--
48	NICKEL PRODUCTS.....	--	--	--	--	--	--	--	--
49	OTHER NON-FERROUS METAL PRODUCTS.....	--	--	--	0.4	--	--	--	--
50	BOILERS, TANKS & PLATES.....	--	--	--	--	--	--	--	--
51	FABRICATED STRUCTURAL METAL PROD.....	--	--	--	0.6	0.3	--	--	--
52	OTHER METAL FABRICATED PRODUCTS.....	11.7	7.2	0.8	2.3	0.8	--	--	121.8
53	AGRICULTURAL MACHINERY.....	40.7	--	--	--	--	--	--	--
54	OTHER INDUSTRIAL MACHINERY.....	--	4.7	2.7	19.5	6.2	5.2	8.3	--
55	MOTOR VEHICLES.....	--	--	--	--	--	--	--	--
56	MOTOR VEHICLE PARTS.....	--	--	--	--	--	--	--	--
57	OTHER TRANSPORT EQUIPMENT.....	0.8	2.0	12.4	2.0	0.4	--	--	--
58	APPLIANCES & RECEIVERS, HOUSEHOLD.....	--	--	--	--	--	--	--	--
59	OTHER ELECTRICAL PRODUCTS.....	--	--	6.0	--	--	--	2.6	--
60	CEMENT & CONCRETE PRODUCTS.....	--	--	--	--	--	--	--	--
61	OTHER NON-METALLIC MINERAL PROD.....	0.1	0.1	0.3	2.0	--	0.2	--	54.8
62	GASOLINE & FUEL OIL.....	140.3	19.7	6.9	12.3	2.3	6.8	4.1	24.6
63	OTHER PETROLEUM & COAL PROD.....	26.8	1.2	1.3	2.7	1.2	2.5	2.0	5.9
64	INDUSTRIAL CHEMICALS.....	57.7	0.2	0.2	12.1	4.3	1.1	0.1	33.5
65	FERTILIZERS.....	71.9	--	--	--	--	--	--	--
66	PHARMACEUTICALS.....	15.4	--	--	--	--	--	--	10.1
67	OTHER CHEMICAL PRODUCTS.....	36.6	1.3	0.2	25.7	1.0	7.2	0.8	46.4
68	SCIENTIFIC EQUIPMENT.....	--	--	--	--	--	--	--	--
69	OTHER MANUFACTURED PRODUCTS.....	--	--	2.1	--	--	--	--	1.7
70	RESIDENTIAL CONSTRUCTION.....	--	--	--	--	--	--	--	--
71	NON-RESIDENTIAL CONSTRUCTION.....	--	--	--	--	--	--	--	--
72	REPAIR CONSTRUCTION.....	93.2	18.1	0.5	25.2	28.3	3.5	--	16.4
73	PIPELINE TRANSPORTATION.....	0.9	--	--	0.4	0.6	0.7	--	2.9
74	TRANSPORTATION & STORAGE.....	12.3	106.3	2.1	16.7	3.1	4.8	9.4	56.3
75	RADIO & TELEVISION BROADCASTING.....	--	--	--	--	--	--	--	--
76	TELEPHONE & TELEGRAPH.....	10.1	2.9	0.3	2.3	3.3	1.0	1.6	18.8
77	POSTAL SERVICES.....	1.7	0.4	--	0.2	0.6	0.1	0.1	3.3
78	ELECTRIC POWER.....	37.0	1.9	0.2	35.1	16.6	8.7	2.5	27.8
79	OTHER UTILITIES.....	2.4	--	--	1.1	1.8	1.4	--	11.3
80	WHOLESALE MARGINS.....	107.7	8.5	4.1	17.2	3.9	6.4	4.9	167.5
81	RETAIL MARGINS.....	25.5	1.4	1.1	1.7	0.3	1.0	0.8	9.0
82	IMPUTED RENT OWNER OCUP. DWEL.....	--	--	--	--	--	--	--	--
83	OTHER FINANCE, INS. REAL ESTATE.....	188.7	89.0	2.2	47.9	208.7	13.4	10.9	66.5
84	BUSINESS SERVICES.....	4.9	4.7	0.4	22.3	55.3	4.4	2.5	40.8
85	EDUCATION SERVICES.....	--	--	--	--	--	--	--	--
86	HEALTH SERVICES.....	--	--	--	--	--	--	--	--
87	AMUSEMENT & RECREATION SERVICES.....	--	--	--	--	--	--	--	--
88	ACCOMMODATION & FOOD SERVICES.....	--	--	--	--	--	--	--	--
89	OTHER PERSONAL & MISC. SERVICES.....	6.7	32.5	1.7	4.9	3.1	6.2	1.4	24.7
90	TRANSPORTATION MARGINS.....	65.7	2.2	1.6	7.3	1.0	2.9	1.4	160.7
91	OPERATING OFFICE, LAB & FOOD.....	210.0	134.1	3.0	154.4	31.8	50.0	37.3	161.0
92	TRAVEL, ADVERTISING & PROMOTION.....	0.3	6.9	--	4.0	7.9	2.4	6.7	271.2
93	NON-COMPETING IMPORTS.....	--	--	--	--	--	--	--	145.2
94	UNALLOCATED IMPORTS & EXPORTS.....	--	--	--	--	--	--	--	--
95	INDIRECT TAXES.....	142.4	29.1	3.0	21.9	55.9	13.5	3.4	88.5
96	SUBSIDIES.....	-143.8	--	-0.3	-15.0	-31.3	--	--	-16.4
97	WAGES & SALARIES.....	274.2	392.4	41.9	376.2	141.3	101.7	127.8	1077.3
98	SUPPLEMENTARY LABOUR INCOME.....	1.4	20.0	1.0	28.8	7.5	6.5	6.4	61.4
99	NET INCOME, UNINC. BUSINESS.....	1895.5	21.0	54.6	1.2	0.1	3.3	2.6	22.0
100	OTHER OPERATING SURPLUS.....	765.7	123.8	30.7	616.5	574.7	153.5	41.8	727.6
	TOTAL.....	4736.7	1107.3	192.9	1533.7	1174.3	434.0	286.2	7215.2

NOTE: DETAIL MAY NOT ADD DUE TO ROUNDING.

TABLE 51. USE (INPUT) MATRIX (AGGREGATION - M), 1966 (MILLIONS OF DOLLARS) - CONTINUED

COMMODITY AGGREGATION - M	TOBACCO PRODUCTS INDUSTRIES	RUBBER & PLASTIC PROD. IND.	LEATHER INDUSTRIES	TEXTILE INDUSTRIES	KNITTING MILLS	CLOTHING INDUSTRIES	WOOD	FURNITURE, FIXTURE INDUSTRIES
NO.								
1 GRAINS.....	--	--	--	--	--	--	--	--
2 LIVE ANIMALS.....	--	--	--	--	--	--	--	--
3 OTHER AGRICULTURAL PRODUCTS.....	116.5	--	--	6.4	--	13.8	0.2	--
4 FORESTRY PRODUCTS.....	--	--	--	--	--	--	501.6	1.9
5 FISH LANDINGS.....	--	--	--	--	--	--	--	--
6 HUNTING & TRAPPING PRODUCTS.....	--	--	--	0.5	--	14.1	--	--
7 IRON ORES & CONCENTRATES.....	--	--	--	--	--	--	--	--
8 OTHER METAL ORES & CONCENTRATES.....	--	--	--	--	--	--	--	--
9 COAL.....	--	0.5	0.2	0.6	0.2	0.2	0.2	0.2
10 CRUDE MINERAL OILS.....	--	--	--	--	--	--	--	--
11 NATURAL GAS.....	--	0.2	0.1	0.4	0.1	--	0.3	0.1
12 NON METALLIC MINERALS.....	--	1.3	0.1	0.2	--	--	--	--
13 SERVICES INCIDENTAL TO MINING.....	--	--	--	--	--	--	--	--
14 MEAT PRODUCTS.....	0.3	0.2	25.4	--	--	--	--	--
15 DAIRY PRODUCTS.....	--	--	--	--	--	--	--	--
16 FISH PRODUCTS.....	--	--	0.3	--	--	--	--	--
17 FRUITS & VEGETABLES PREPARATIONS.....	--	--	--	--	--	--	--	--
18 FEEDS.....	--	--	--	--	--	--	--	--
19 FLOUR, WHEAT MEAL & OTHER CEREALS.....	--	--	--	0.3	--	--	--	--
20 BREAKFAST CEREAL & BAKERY PROD.....	--	--	--	--	--	--	--	--
21 SUGAR.....	0.1	--	0.1	--	--	--	--	--
22 MISC. FOOD PRODUCTS.....	0.7	--	--	0.3	--	--	0.1	--
23 SOFT DRINKS.....	--	--	--	--	--	--	--	--
24 ALCOHOLIC BEVERAGES.....	--	--	--	--	--	--	--	--
25 TOBACCO PROCESSED IN MANUFACTURED.....	98.5	--	--	--	--	--	--	--
26 CIGARETTES & TOBACCO MFG.....	2.0	--	--	--	--	--	--	--
27 TIRES & TUBES.....	--	1.0	--	--	--	--	--	--
28 OTHER RUBBER PRODUCTS.....	--	11.5	15.5	5.0	1.0	0.8	--	10.5
29 PLASTIC FABRICATED PRODUCTS.....	0.2	5.3	8.8	5.9	--	1.0	3.9	12.7
30 LEATHER & LEATHER PRODUCTS.....	--	3.0	82.5	0.1	0.6	6.3	--	0.4
31 YARNS & MAN MADE FIBRES.....	2.6	4.4	0.1	242.2	119.1	11.5	--	--
32 FABRICS.....	--	60.7	6.7	157.1	14.9	381.0	1.6	48.3
33 OTHER TEXTILE PRODUCTS.....	--	1.4	2.1	47.4	8.3	27.1	--	1.6
34 HOSIERY & KNITTED WEAR.....	--	--	--	--	4.4	--	--	--
35 CLOTHING & ACCESSORIES.....	--	1.1	1.0	17.4	11.3	67.7	--	--
36 LUMBER & TIMBER.....	--	--	0.2	--	--	--	88.9	25.6
37 VENEER & PLYWOOD.....	--	--	0.6	--	--	--	36.9	15.0
38 OTHER WOOD FABRICATED MATERIALS.....	1.3	1.3	0.8	0.5	--	--	49.6	14.1
39 FURNITURE & FIXTURES.....	--	--	--	0.1	--	--	--	16.9
40 PULP.....	--	--	--	8.7	--	--	--	--
41 NEWSPRINT & OTHER PAPER STOCK.....	2.7	9.8	0.2	5.4	0.4	0.8	3.0	3.9
42 PAPER PRODUCTS.....	28.0	11.8	5.5	14.1	4.6	8.0	3.3	8.1
43 PRINTING & PUBLISHING.....	0.9	0.3	--	0.3	--	--	--	0.3
44 ADVERTISING, PRINT MEDIA.....	--	--	--	--	--	--	--	--
45 IRON & STEEL PRODUCTS.....	--	0.2	0.2	0.2	--	--	0.9	18.1
46 ALUMINUM PRODUCTS.....	--	--	--	--	--	--	2.5	0.8
47 COPPER & COPPER ALLOY PRODUCTS.....	--	--	--	--	--	--	--	--
48 NICKEL PRODUCTS.....	--	--	--	--	--	--	--	--
49 OTHER NON FERROUS METAL PRODUCTS.....	--	2.3	--	11.9	--	--	--	0.6
50 BOILERS, TANKS & PLATES.....	--	--	--	--	--	--	--	--
51 FABRICATED STRUCTURAL METAL PROD.....	--	0.1	--	0.7	--	0.2	1.6	0.2
52 OTHER METAL FABRICATED PRODUCTS.....	1.2	0.4	4.1	4.4	--	--	13.0	36.8
53 AGRICULTURAL MACHINERY.....	--	--	--	--	--	--	--	--
54 OTHER INDUSTRIAL MACHINERY.....	--	0.2	--	--	--	0.2	0.1	--
55 MOTOR VEHICLES.....	--	--	--	--	--	--	--	--
56 MOTOR VEHICLE PARTS.....	--	--	--	--	--	--	--	--
57 OTHER TRANSPORT EQUIPMENT.....	--	0.5	--	--	--	--	--	--
58 APPLIANCES & RECEIVERS, HOUSEHOLD.....	--	--	--	--	--	--	--	--
59 OTHER ELECTRICAL PRODUCTS.....	--	--	--	--	--	--	--	2.3
60 CEMENT & CONCRETE PRODUCTS.....	--	--	--	--	--	--	--	--
61 OTHER NON-METALLIC MINERAL PROD.....	--	1.8	0.1	1.4	--	--	8.2	4.7
62 GASOLINE & FUEL OIL.....	0.3	1.8	0.4	4.9	0.5	0.6	5.9	0.7
63 OTHER PETROLEUM & COAL PROD.....	0.1	1.4	0.0	0.8	--	0.1	5.0	0.2
64 INDUSTRIAL CHEMICALS.....	--	166.0	2.7	44.2	0.5	0.8	10.0	0.5
65 FERTILIZERS.....	--	--	--	--	--	--	--	--
66 PHARMACEUTICALS.....	--	--	--	--	--	--	--	--
67 OTHER CHEMICAL PRODUCTS.....	--	7.6	7.8	24.1	3.4	1.9	9.0	10.0
68 SCIENTIFIC EQUIPMENT.....	--	0.1	--	--	--	--	--	--
69 OTHER MANUFACTURED PRODUCTS.....	--	1.5	5.6	13.8	0.9	28.6	--	14.7
70 RESIDENTIAL CONSTRUCTION.....	--	--	--	--	--	--	--	--
71 NON-RESIDENTIAL CONSTRUCTION.....	--	--	--	--	--	--	--	--
72 REPAIR CONSTRUCTION.....	3.4	1.9	0.8	4.9	0.5	0.9	7.4	1.5
73 PIPELINE TRANSPORTATION.....	--	0.2	--	0.4	0.1	--	0.4	0.2
74 TRANSPORTATION & STORAGE.....	0.7	1.1	0.5	1.7	0.4	1.5	2.1	0.8
75 RADIO & TELEVISION BROADCASTING.....	--	--	--	--	--	--	--	--
76 TELEPHONE & TELEGRAPH.....	0.6	4.1	1.3	4.4	0.9	3.7	5.8	2.7
77 POSTAL SERVICES.....	0.2	0.9	0.6	0.9	0.5	1.4	0.6	0.8
78 ELECTRIC POWER.....	0.8	5.6	1.2	8.7	1.1	2.3	12.9	2.9
79 OTHER UTILITIES.....	0.1	0.8	0.1	1.3	0.2	0.2	1.6	1.6
80 WHOLESALE MARGINS.....	3.9	20.7	15.4	35.8	3.9	48.1	37.1	28.3
81 RETAIL MARGINS.....	0.1	0.4	0.2	0.8	0.6	9.1	2.0	0.6
82 IMPUTED RENT OWNER OC PD, DWEL.....	--	--	--	--	--	--	--	--
83 OTHER FINANCIALS, REAL ESTATE.....	6.0	14.0	6.7	17.0	7.1	28.2	30.2	10.6
84 BUSINESS SERVICES.....	2.5	7.2	2.3	7.5	1.8	5.6	6.0	4.1
85 EDUCATION SERVICES.....	--	--	--	--	--	--	--	--
86 HEALTH SERVICES.....	--	--	--	--	--	--	--	--
87 AMUSEMENT & RECREATION SERVICES.....	--	--	--	--	--	--	--	--
88 ACCOMMODATION & FOOD SERVICES.....	--	--	--	--	--	--	--	--
89 OTHER PERSONAL & MISC. SERVICES.....	0.4	1.3	4.7	3.5	0.7	1.6	5.3	1.2
90 TRANSPORTATION MARGINS.....	3.6	13.9	5.2	20.0	2.8	6.3	37.8	9.6
91 OPERATING OFFICE, LAB & FOOD.....	5.7	22.5	11.4	46.4	7.2	12.8	102.9	11.3
92 TRAVEL, ADVERTISING & PROMOTION.....	25.8	35.1	11.2	26.9	5.8	28.8	12.1	13.5
93 NON-COMPETING IMPORTS.....	--	22.2	0.1	52.1	0.6	--	--	--
94 UNALLOCATED IMPORTS & EXPORTS.....	--	--	--	--	--	--	--	--
95 INDIRECT TAXES.....	3.4	7.5	3.2	12.2	2.8	5.1	15.6	6.3
96 SUBSIDIES.....	--	--	--	--	--	--	-0.1	--
97 WAGES & SALARIES.....	54.6	212.2	120.3	127.1	83.2	349.4	440.6	194.1
98 SUPPLEMENTARY LABOUR INCOME.....	2.9	9.7	6.2	17.1	3.5	11.2	23.5	9.2
99 NET INCOME, UNINC. BUSINESS.....	--	0.4	0.8	2.2	0.5	6.5	9.0	7.0
100 OTHER OPERATING SURPLUS.....	54.7	125.1	13.7	129.9	32.2	79.5	119.4	56.7
TOTAL.....	422.7	810.7	377.0	1329.3	325.6	1166.4	1618.0	612.3

NOTE: DETAIL MAY NOT ADD DUE TO ROUNDING.

TABLE 51. USE (INPUT) MATRIX (AGGREGATION - ME 1966 (MILLIONS OF DOLLARS) - CONTINUED

NO.	COMMODITY AGGREGATION - M	PAPER & ALLIED INDUSTRIES	PRINTING & PUBLISHING	PRIMARY METAL INDUSTRIES	METAL FABRICATING INDUSTRIES	MACHINERY INDUSTRIES	TRUCK EQUIPMENT INDUSTRIES	ELECTRICAL PRODUCTS INDUSTRIES	NON-METAL MINERAL PROD. IND.
1	GRAINS
2	LIVE ANIMALS
3	OTHER AGRICULTURAL PRODUCTS	0.1
4	FORESTRY PRODUCTS	486.7	..	0.4	0.1	0.4
5	FISH LANDINGS
6	HUNTING & TRAPPING PRODUCTS
7	IRON ORES & CONCENTRATES	0.1	..	118.2	0.1
8	OTHER METAL ORES & CONCENTRATES	928.1	0.5	11.4
9	COAL	18.4	0.1	65.2	0.5	0.5	4.1	0.7	0.1
10	CRUDE MINERAL OILS
11	NATURAL GAS	3.7	0.2	5.2	2.0	0.7	1.3	0.5	3.8
12	NON-METALLIC MINERALS	22.7	..	18.8	2.0	4.7	0.6	0.9	61.1
13	SERVICES INCIDENTAL TO MINING
14	MEAT PRODUCTS
15	DAIRY PRODUCTS	0.4
16	FISH PRODUCTS
17	FRUITS & VEGETABLES PREPARATIONS
18	FEEDS
19	FLOUR, WHEAT, MEAL & OTHER CEREALS	0.1	..	0.1
20	BREAKFAST CEREAL & BAKERY PROD.
21	SUGAR
22	MISC. FOOD PRODUCTS	7.7	..	0.1	0.1	8.3
23	SOFT DRINKS
24	ALCOHOLIC BEVERAGES
25	TOBACCO PROCESSED UNMANUFACTURED
26	CIGARETTES & TOBACCO MFG.
27	TIRES & TUBES	5.9	44.7
28	OTHER RUBBER PRODUCTS	0.2	..	1.7	3.0	11.4	26.0	29.9	1.3
29	PLASTIC FABRICATED PRODUCTS	17.5	0.6	..	4.5	0.8	3.2	17.0	1.9
30	LEATHER & LEATHER PRODUCTS	0.6
31	YARNS & MAN MADE FIBRES	1.2	0.1	..	0.5	..	0.5	0.9	1.3
32	FABRICS	2.5	5.2	..	0.3	0.4	18.6	3.3	1.8
33	OTHER TEXTILE PRODUCTS	23.2	0.2	0.1	1.1	0.3	37.6	0.4	0.2
34	HOSIERY & KNITTED WEAR
35	CLOTHING & ACCESSORIES
36	LUMBER & TIMBER	0.5	..	0.4	3.4	1.9	7.7	0.9	0.3
37	VENEER & PLYWOOD	0.2	0.1	2.8
38	OTHER WOOD FABRICATED MATERIALS	104.9	0.2	6.8	4.7	1.9	2.6	3.4	1.7
39	FURNITURE & FIXTURES	1.2	0.8	..	3.8	5.5	..
40	PULP	106.6
41	NEWSPRINT & OTHER PAPER STOCK	324.7	217.0	3.5	3.4	0.3	3.3	2.3	1.3
42	PAPER PRODUCTS	40.6	7.8	5.6	20.3	3.5	4.8	21.0	0.6
43	PRINTING & PUBLISHING	3.4	91.1	..	0.2	1.6	0.1
44	ADVERTISING, PRINT MEDIA
45	IRON & STEEL PRODUCTS	0.9	..	230.2	555.0	152.9	245.5	77.3	6.3
46	ALUMINUM PRODUCTS	10.1	..	123.5	63.4	9.0	32.2	51.7	0.6
47	COPPER & COPPER ALLOY PRODUCTS	0.1	0.1	188.9	48.1	11.0	25.6	161.2	0.1
48	NICKEL PRODUCTS	9.7	4.9	0.8	0.2	4.6	0.1
49	OTHER NON FERROUS METAL PRODUCTS	4.1	5.6	153.4	23.8	7.5	27.5	22.5	3.1
50	BOILERS, TANKS & PLATES	10.0	6.7	2.8	4.7	..
51	FABRICATED STRUCTURAL METAL PROD.	0.8	..	6.6	133.1	30.1	19.6	5.8	0.5
52	OTHER METAL FABRICATED PRODUCTS	18.4	0.2	19.2	239.2	106.1	141.4	87.8	9.2
53	AGRICULTURAL MACHINERY	0.1	39.1
54	OTHER INDUSTRIAL MACHINERY	0.1	..	8.6	17.5	139.4	26.8	26.6	0.7
55	MOTOR VEHICLES	0.8	0.5	52.8	0.2	..
56	MOTOR VEHICLE PARTS	2.9	9.7	1318.8	1.2	..
57	OTHER TRANSPORT EQUIPMENT	0.1	0.2	..	161.4
58	APPLIANCES & RECEIVERS, HOUSEHOLD	0.1	5.9	8.3	18.2	47.3	..
59	OTHER ELECTRICAL PRODUCTS	11.4	85.9	80.6	394.5	2.5
60	CEMENT & CONCRETE PRODUCTS	0.1	100.8
61	OTHER NON-METALLIC MINERAL PROD.	11.7	..	36.2	15.7	2.4	57.8	16.3	50.9
62	GASOLINE & FUEL OIL	33.0	1.1	20.0	3.8	1.9	4.1	2.0	10.6
63	OTHER PETROLEUM & COAL PROD.	14.5	0.8	35.6	2.4	1.5	4.0	1.8	5.5
64	INDUSTRIAL CHEMICALS	98.1	2.0	23.1	13.4	2.9	5.5	35.2	15.7
65	FERTILIZERS	0.2
66	PHARMACEUTICALS
67	OTHER CHEMICAL PRODUCTS	33.0	16.7	7.1	21.2	7.6	18.0	14.3	7.0
68	SCIENTIFIC EQUIPMENT	..	6.8	0.1	0.7	1.7	28.5	2.2	0.5
69	OTHER MANUFACTURED PRODUCTS	0.7	1.1	0.5	3.5	3.2	10.5	2.7	3.3
70	RESIDENTIAL CONSTRUCTION
71	NON-RESIDENTIAL CONSTRUCTION
72	REPAIR CONSTRUCTION	13.3	4.2	20.3	7.3	4.4	9.6	6.1	7.0
73	PIPELINE TRANSPORTATION	3.1	0.2	4.0	1.7	0.5	1.1	0.7	3.2
74	TRANSPORTATION & STORAGE	9.1	1.6	7.9	5.6	2.3	17.5	8.4	1.7
75	RADIO & TELEVISION BROADCASTING
76	TELEPHONE & TELEGRAPH	9.9	11.9	8.3	16.1	11.5	19.3	15.9	5.3
77	POSTAL SERVICES	1.5	14.2	1.0	2.2	1.9	2.7	2.1	0.6
78	ELECTRIC POWER	82.7	4.6	56.1	11.5	4.9	13.7	8.5	20.3
79	OTHER UTILITIES	7.8	0.7	8.8	3.6	1.3	3.4	1.7	6.3
80	WHOLESALE MARGINS	53.0	13.3	161.0	66.7	55.9	93.4	53.1	23.2
81	RETAIL MARGINS	1.7	1.3	1.2	1.5	0.6	1.9	1.2	1.9
82	IMPUTED RENT OWNER OCUP. DWEL.
83	OTHER FINANCIALS, REAL ESTATE	42.2	29.8	25.9	30.3	38.2	34.3	47.1	15.2
84	BUSINESS SERVICES	16.9	17.1	21.0	20.8	15.9	97.9	20.9	6.9
85	EDUCATION SERVICES
86	HEALTH SERVICES
87	AMUSEMENT & RECREATION SERVICES
88	ACCOMMODATION & FOOD SERVICES
89	OTHER PERSONAL & MISC. SERVICES	14.1	6.1	8.1	10.3	3.6	10.9	6.1	13.9
90	TRANSPORTATION MARGINS	96.9	12.8	79.6	41.8	23.0	61.1	28.4	37.8
91	OPERATING, OFFICE, LAB. & FOOD	103.9	23.1	138.5	91.5	47.0	135.4	58.3	83.8
92	TRAVEL, ADVERTISING & PROMOTION	31.8	58.5	19.0	51.8	45.4	81.7	72.1	19.1
93	NON-COMPETING IMPORTS	0.5	0.1	0.5
94	UNALLOCATED IMPORTS & EXPORTS
95	INDIRECT TAXES	57.0	14.1	42.2	23.1	16.5	44.6	21.4	21.1
96	SUBSIDIES	40.3	40.1	40.4	2.2	1.0	..
97	WAGES & SALARIES	723.3	474.0	716.5	813.7	465.3	939.9	679.0	296.0
98	SUPPLEMENTARY LABOUR INCOME	40.4	20.4	39.9	56.0	21.8	71.8	31.5	17.2
99	NET INCOME, UNINC. BUSINESS	0.5	21.0	0.6	7.3	0.8	1.5	0.4	2.1
100	OTHER OPERATING SURPLUS	539.1	144.6	520.8	366.8	280.0	327.8	282.7	236.2
	TOTAL	3216.5	1230.3	3098.5	2883.5	1704.9	4417.3	2391.7	1156.9

NOTE: DETAIL MAY NOT ADD DUE TO ROUNDING.

TABLE 51. USE (INPUT) MATRIX (AGGREGATION - M), 1966 (MILLIONS OF DOLLARS) - CONTINUED

NO	COMMODITY AGGREGATION - M	PETROLEUM & COAL PROD. IND.	CHEMICAL & CHEMICAL PROD. IND.	MISC MANUFAC- TURING	CONSTR. INDUSTRY	TRANS. & STORAGE	COMMUNI- CATION	ELEC. POWER GAS. OTHER UTILITIES	WHOLESALE TRADE
1	GRAINS.....	--	--	--	--	--	--	--	1.4
2	LIVE ANIMALS.....	--	0.8	--	--	--	--	--	--
3	OTHER AGRICULTURAL PRODUCTS.....	--	0.2	0.2	5.2	0.9	--	--	4.2
4	FORESTRY PRODUCTS.....	--	--	--	4.4	--	--	--	--
5	FISH LANDINGS.....	--	--	--	--	--	--	--	--
6	HUNTING & TRAPPING PRODUCTS.....	--	--	--	--	--	--	--	--
7	IRON ORES & CONCENTRATES.....	--	--	--	--	--	--	--	--
8	OTHER METAL ORES & CONCENTRATES.....	0.1	0.6	12.6	--	--	--	--	0.3
9	COAL.....	1.5	12.6	0.4	6.0	2.8	--	41.4	0.5
10	CRUDE MINERAL OILS.....	971.7	--	--	--	--	--	--	--
11	NATURAL GAS.....	0.7	5.5	0.3	--	7.4	--	3.0	1.5
12	NON-METALLIC MINERALS.....	1.3	37.4	0.6	63.8	1.9	--	--	--
13	SERVICES INCIDENTAL TO MINING.....	--	--	--	87.8	--	--	--	--
14	MEAT PRODUCTS.....	--	8.6	0.1	--	--	--	--	0.2
15	DAIRY PRODUCTS.....	--	0.8	--	--	--	--	--	5.6
16	FISH PRODUCTS.....	--	1.2	0.2	--	--	--	--	0.2
17	FRUITS & VEGETABLES PREPARATIONS.....	--	--	--	--	--	--	--	--
18	FEEDS.....	--	1.3	--	--	0.7	--	--	0.5
19	FLOUR, WHEAT, MEAL & OTHER CEREALS.....	--	0.5	--	--	--	--	--	1.3
20	BREAKFAST CEREAL & BAKERY PROD.....	--	--	--	--	--	--	--	--
21	SUGAR.....	--	0.1	--	--	--	--	--	0.5
22	MISC. FOOD PRODUCTS.....	--	25.0	0.4	--	--	--	--	0.5
23	SOFT DRINKS.....	--	--	--	--	--	--	--	--
24	ALCOHOLIC BEVERAGES.....	--	--	--	--	--	--	--	--
25	TOBACCO PROCESSED UNMANUFACTURED.....	--	--	--	--	--	--	--	--
26	CIGARETTES & TOBACCO MFG.....	--	--	--	--	--	--	--	--
27	TIRES & TUBES.....	--	--	0.3	17.7	26.7	--	--	--
28	OTHER RUBBER PRODUCTS.....	--	1.3	1.7	16.2	4.5	--	--	--
29	PLASTIC FABRICATED PRODUCTS.....	0.5	24.3	7.6	70.7	1.6	--	--	9.5
30	LEATHER & LEATHER PRODUCTS.....	--	--	2.5	0.4	0.1	--	--	0.1
31	YARNS & MAN MADE FIBRES.....	--	2.2	3.8	0.6	--	--	--	0.5
32	FABRICS.....	--	1.3	13.0	8.0	1.4	--	--	1.0
33	OTHER TEXTILE PRODUCTS.....	--	2.9	2.8	34.5	4.3	0.8	--	4.6
34	HOSIERY & KNITTED WEAR.....	--	--	--	--	--	--	--	--
35	CLOTHING & ACCESSORIES.....	--	--	0.2	--	--	--	--	--
36	LUMBER & TIMBER.....	--	--	7.3	184.3	--	--	--	2.6
37	VENEER & PLYWOOD.....	--	--	1.0	122.6	--	--	--	0.4
38	OTHER WOOD FABRICATED MATERIALS.....	0.4	3.2	8.2	247.5	--	--	--	5.1
39	FURNITURE & FIXTURES.....	--	--	--	13.1	--	--	--	--
40	PULP.....	--	6.4	--	--	--	--	--	0.1
41	NEWSPRINT & OTHER PAPER STOCK.....	--	2.9	8.4	50.0	0.2	--	--	8.6
42	PAPER PRODUCTS.....	2.5	53.1	9.0	25.1	2.2	--	--	30.1
43	PRINTING & PUBLISHING.....	--	0.5	0.2	--	3.4	13.6	0.6	8.9
44	ADVERTISING PRINT MEDIA.....	--	--	--	--	--	--	--	--
45	IRON & STEEL PRODUCTS.....	--	0.7	14.6	380.9	5.4	--	--	2.6
46	ALUMINUM PRODUCTS.....	--	1.0	11.1	4.1	0.1	--	--	--
47	COPPER & COPPER ALLOY PRODUCTS.....	--	2.4	14.2	38.5	1.0	--	--	0.1
48	NICKEL PRODUCTS.....	--	0.2	0.1	1.8	--	--	--	--
49	OTHER NON-FERROUS METAL PRODUCTS.....	0.1	15.2	20.9	15.3	0.4	--	--	0.5
50	BOILERS, TANKS & PLATES.....	--	0.4	1.4	146.8	1.9	--	--	--
51	FABRICATED STRUCTURAL METAL PROD.....	--	--	2.2	544.7	0.5	--	--	--
52	OTHER METAL FABRICATED PRODUCTS.....	9.5	32.9	33.1	480.4	1.3	--	--	20.5
53	AGRICULTURAL MACHINERY.....	--	--	--	--	--	--	--	--
54	OTHER INDUSTRIAL MACHINERY.....	--	0.3	1.0	173.3	1.1	--	--	--
55	MOTOR VEHICLES.....	--	--	--	--	--	--	--	--
56	MOTOR VEHICLE PARTS.....	--	--	0.1	22.6	53.6	--	--	--
57	OTHER TRANSPORT EQUIPMENT.....	--	--	--	--	73.0	--	--	--
58	APPLIANCES & RECEPTORS, HOUSEHOLD.....	--	0.1	0.8	8.4	--	0.2	--	--
59	OTHER ELECTRICAL PRODUCTS.....	--	--	7.0	457.6	8.4	36.4	--	0.3
60	CEMENT & CONCRETE PRODUCTS.....	--	--	0.1	487.1	--	--	--	--
61	OTHER NON-METALLIC MINERAL PROD.....	0.1	23.8	12.7	252.5	2.0	--	--	1.5
62	GASOLINE & FUEL OIL.....	0.4	9.5	1.1	56.4	161.5	1.9	12.8	51.1
63	OTHER PETROLEUM & COAL PROD.....	16.2	68.2	1.1	76.9	11.7	0.4	0.4	3.6
64	INDUSTRIAL CHEMICALS.....	10.3	146.9	37.8	7.4	0.5	0.5	--	3.0
65	FERTILIZERS.....	--	24.6	--	--	--	--	--	0.1
66	PHARMACEUTICALS.....	--	--	--	0.5	--	--	--	--
67	OTHER CHEMICAL PRODUCTS.....	38.9	76.7	9.0	71.8	4.7	0.1	--	1.2
68	SCIENTIFIC EQUIPMENT.....	--	0.1	30.0	70.4	0.2	0.8	--	0.4
69	OTHER MANUFACTURED PRODUCTS.....	5.8	8.3	29.1	58.6	2.2	0.2	--	0.9
70	RESIDENTIAL CONSTRUCTION.....	--	--	--	--	--	--	--	--
71	NON-RESIDENTIAL CONSTRUCTION.....	--	--	--	--	--	--	--	--
72	REPAIR CONSTRUCTION.....	29.4	14.1	2.7	6.2	177.6	56.1	67.9	7.8
73	PIPELINE TRANSPORTATION.....	124.7	5.3	0.3	0.3	5.2	--	2.4	1.5
74	TRANSPORTATION & STORAGE.....	2.7	6.6	1.2	86.1	388.5	72.8	1.2	151.5
75	RADIO & TELEVISION BROADCASTING.....	--	--	--	--	--	10.8	--	--
76	TELEPHONE & TELEGRAPH.....	1.4	10.6	5.1	10.0	57.3	22.9	2.8	57.8
77	POSTAL SERVICES.....	0.5	3.6	1.9	1.5	3.3	9.7	2.0	25.9
78	ELECTRIC POWER.....	10.0	37.0	3.5	4.9	21.4	3.2	19.9	22.7
79	OTHER UTILITIES.....	1.3	13.7	0.8	0.3	2.8	0.2	7.8	3.5
80	WHOLESALE MARGINS.....	4.3	57.4	25.2	520.6	79.3	2.8	5.3	47.1
81	RETAIL MARGINS.....	0.1	2.3	0.4	68.3	33.8	18.6	1.2	11.6
82	IMPUTED RENT OWNER OCUPD DWEL.....	--	--	--	--	--	--	--	--
83	OTHER FINANCING, REAL ESTATE.....	22.6	45.4	20.9	118.9	109.4	34.4	33.1	202.1
84	BUSINESS SERVICES.....	9.4	28.4	7.4	296.3	26.3	12.3	6.4	80.4
85	EDUCATION SERVICES.....	--	--	--	--	--	--	--	--
86	HEALTH SERVICES.....	--	--	--	--	--	--	--	--
87	AMUSEMENT & RECREATION SERVICES.....	--	--	--	--	--	38.9	--	--
88	ACCOMMODATION & FOOD SERVICES.....	--	--	--	--	13.7	--	--	--
89	OTHER PERSONAL & MISC. SERVICES.....	1.8	12.5	2.2	169.1	82.2	6.3	6.6	43.7
90	TRANSPORTATION MARGINS.....	5.2	54.8	11.6	205.6	17.5	1.1	7.2	8.1
91	OPERATING, OFFICE, LAB. & FOOD.....	30.9	64.6	28.7	174.9	274.4	35.8	16.3	187.0
92	TRAVEL, ADVERTISING & PROMOTION.....	22.4	164.4	51.8	40.4	58.0	17.2	6.7	265.7
93	NON-COMPETING IMPORTS.....	--	1.0	1.2	--	--	--	--	--
94	UNALLOCATED IMPORTS & EXPORTS.....	--	--	--	--	--	--	--	--
95	INDIRECT TAXES.....	11.6	33.8	9.6	676.5	264.6	54.2	49.9	109.6
96	SUBSIDIES.....	--	--	-0.2	-0.1	-177.1	-107.0	-4.5	-48.2
97	WAGES & SALARIES.....	88.0	460.1	272.1	3413.6	1784.9	705.2	302.9	1716.6
98	SUPPLEMENTARY LABOUR INCOME.....	10.9	23.9	15.8	173.5	175.6	69.2	25.6	67.9
99	NET INCOME, FINANC. BUSINESS.....	--	0.6	6.7	399.0	129.3	--	--	220.9
100	OTHER OPERATING SURPLUS.....	100.0	416.0	98.8	624.2	1135.1	589.8	860.5	761.3
TOTAL.....		1537.1	2285.0	872.6	11248.0	5650.8	1789.5	1479.5	4118.7

NOTE: DETAIL MAY NOT ADD DUE TO ROUNDING.

TABLE 51. USE (INPUT) MATRIX (AGGREGATION - M), 1966 (MILLIONS OF DOLLARS) - CONTINUED

NO.	COMMODITY AGGREGATION - M	RETAIL TRADE	OWNER OCCUPIED DWELLINGS	FINANCE, INS. & REAL EST	EDUCATION & HEALTH SERVICES	AMUSEMENT & RECREATION SERVICES	SERVICE TO BUSINESS MANAGEMENT	ACCOMMODA- TION, FOOD SERVICES	PERSONAL & MISC. SERVICES
1	GRAINS.....	--	--	--	--	--	--	--	--
2	LIVE ANIMALS.....	323.0	--	--	--	--	--	--	--
3	OTHER AGRICULTURAL PRODUCTS.....	--	--	--	--	0.2	--	44.9	1.5
4	FORESTRY PRODUCTS.....	--	--	--	--	--	--	--	--
5	FISH LANDINGS.....	--	--	--	--	--	--	7.1	--
6	HUNTING & TRAPPING PRODUCTS.....	--	--	--	--	--	--	--	--
7	IRON ORES & CONCENTRATES.....	--	--	--	--	--	--	--	--
8	OTHER METAL ORES & CONCENTRATES.....	--	--	--	0.5	--	--	--	--
9	COAL.....	--	--	--	0.8	--	--	--	--
10	CRUDE MINERAL OILS.....	--	--	--	--	--	--	--	--
11	NATURAL GAS.....	10.9	--	4.7	0.4	--	--	1.5	--
12	NON-METALLIC MINERALS.....	--	--	--	--	--	--	0.3	--
13	SERVICES INCIDENTAL TO MINING.....	--	--	--	--	--	--	--	--
14	MEAT PRODUCTS.....	6.3	--	--	--	--	--	234.3	--
15	DAIRY PRODUCTS.....	--	--	--	--	--	--	58.8	--
16	FISH PRODUCTS.....	--	--	--	--	--	--	42.4	--
17	FRUITS & VEGETABLES PREPARATIONS.....	--	--	--	--	--	--	30.6	--
18	FEEDS.....	--	--	--	--	0.2	--	--	--
19	FLOUR, WHEAT, MEAL & OTHER CEREALS.....	--	--	--	--	--	--	3.4	--
20	BREAKFAST CEREAL & BAKERY PROD.....	--	--	--	--	--	--	35.1	--
21	SUGAR.....	--	--	--	--	--	--	6.7	--
22	MISC. FOOD PRODUCTS.....	--	--	--	--	--	--	16.9	2.2
23	SOFT DRINKS.....	--	--	--	--	--	--	10.1	--
24	ALCOHOLIC BEVERAGES.....	--	--	--	--	--	--	--	--
25	TOBACCO PROCESSED UNMANUFACTURED.....	--	--	--	--	--	--	--	--
26	CIGARETTES & TOBACCO MFG.....	--	--	--	--	--	--	--	--
27	TIRES & TUBES.....	2.9	--	--	--	--	--	--	--
28	OTHER RUBBER PRODUCTS.....	3.7	--	--	0.2	--	--	--	2.5
29	PLASTIC FABRICATED PRODUCTS.....	0.9	--	--	--	--	--	1.2	--
30	LEATHER & LEATHER PRODUCTS.....	--	--	--	--	0.5	--	--	2.2
31	YARNS & MAN MADE FIBRES.....	--	--	--	--	--	--	--	1.7
32	FABRICS.....	0.9	--	--	0.3	0.4	--	3.0	10.1
33	OTHER TEXTILE PRODUCTS.....	0.9	--	--	8.7	0.1	0.1	18.3	0.9
34	HOSIERY & KNITTED WEAR.....	--	--	--	--	--	--	--	--
35	CLOTHING & ACCESSORIES.....	13.0	--	--	--	--	--	1.4	--
36	LUMBER & TIMBER.....	--	--	--	--	--	0.1	--	--
37	VENEER & PLYWOOD.....	--	--	--	--	--	--	--	--
38	OTHER WOOD FABRICATED MATERIALS.....	6.4	--	--	--	0.4	--	--	13.3
39	FURNITURE & FIXTURES.....	--	--	--	--	--	--	0.8	--
40	PULP.....	--	--	--	--	--	--	--	--
41	NEWSPRINT & OTHER PAPER STOCK.....	8.5	--	--	0.1	--	1.7	--	0.4
42	PAPER PRODUCTS.....	85.2	--	--	--	--	0.4	32.9	3.2
43	PRINTING & PUBLISHING.....	6.2	--	12.8	2.7	0.8	2.2	--	--
44	ADVERTISING PRINT MEDIA.....	--	--	--	--	--	--	--	--
45	IRON & STEEL PRODUCTS.....	--	--	--	--	--	--	--	--
46	ALUMINUM PRODUCTS.....	--	--	--	--	--	--	--	--
47	COPPER & COPPER ALLOY PRODUCTS.....	--	--	--	--	--	--	--	--
48	NICKEL PRODUCTS.....	--	--	--	--	--	--	--	--
49	OTHER NON-FERROUS METAL PRODUCTS.....	--	--	--	--	--	--	--	2.9
50	BOILERS, TANKS & PLATES.....	--	--	--	--	--	--	--	--
51	FABRICATED STRUCTURAL METAL PROD.....	--	--	--	--	--	--	--	--
52	OTHER METAL FABRICATED PRODUCTS.....	16.6	--	--	--	1.4	--	0.3	2.9
53	AGRICULTURAL MACHINERY.....	--	--	--	--	--	--	0.1	--
54	OTHER INDUSTRIAL MACHINERY.....	--	--	--	--	--	--	--	--
55	MOTOR VEHICLES.....	--	--	--	--	--	--	--	--
56	MOTOR VEHICLE PARTS.....	--	--	--	--	--	--	--	--
57	OTHER TRANSPORT EQUIPMENT.....	--	--	--	--	--	--	--	--
58	APPLIANCES & RECEIVERS, HOUSEHOLD.....	--	--	--	0.1	--	--	--	0.4
59	OTHER ELECTRICAL PRODUCTS.....	--	--	--	0.1	--	--	--	--
60	CEMENT & CONCRETE PRODUCTS.....	--	--	--	--	--	--	--	--
61	OTHER NON-METALLIC MINERAL PROD.....	1.1	--	--	0.3	0.1	--	4.5	--
62	GASOLINE & FUEL OIL.....	36.7	--	10.4	5.0	1.4	3.5	13.3	8.2
63	OTHER PETROLEUM & COAL PROD.....	1.8	--	0.1	0.7	0.1	0.4	0.5	2.0
64	INDUSTRIAL CHEMICALS.....	3.0	--	--	1.7	0.1	--	0.1	9.1
65	FERTILIZERS.....	--	--	--	--	--	--	--	--
66	PHARMACEUTICALS.....	--	--	--	19.0	--	--	--	--
67	OTHER CHEMICAL PRODUCTS.....	--	--	--	0.4	--	0.2	0.9	42.8
68	SCIENTIFIC EQUIPMENT.....	0.4	--	--	18.3	4.0	1.0	--	9.2
69	OTHER MANUFACTURED PRODUCTS.....	5.7	--	--	4.5	7.0	0.4	2.1	2.2
70	RESIDENTIAL CONSTRUCTION.....	--	--	--	--	--	--	--	--
71	NON-RESIDENTIAL CONSTRUCTION.....	--	--	--	--	--	--	--	--
72	REPAIR CONSTRUCTION.....	30.8	525.3	237.1	0.5	4.5	--	13.9	1.4
73	PIPELINE TRANSPORTATION.....	7.1	--	3.8	0.3	--	--	1.2	0.1
74	TRANSPORTATION & STORAGE.....	57.5	--	0.2	2.1	2.3	1.9	5.5	3.4
75	RADIO & TELEVISION BROADCASTING.....	--	--	--	--	--	--	--	--
76	TELEPHONE & TELEGRAPH.....	62.3	--	86.6	29.0	3.6	25.5	12.3	6.7
77	POSTAL SERVICES.....	71.0	--	32.1	6.0	0.3	6.3	0.4	0.8
78	ELECTRIC POWER.....	95.9	--	23.9	3.1	6.9	2.7	11.6	7.9
79	OTHER UTILITIES.....	18.5	--	14.9	1.1	0.1	0.1	4.4	0.3
80	WHOLESALE MARGINS.....	30.6	--	3.8	7.4	1.7	1.9	37.0	13.8
81	RETAIL MARGINS.....	11.5	--	2.3	1.6	0.2	1.7	21.7	2.1
82	IMPLIED RENT OWNER OCCUP. DWEL.....	--	--	--	--	--	--	--	--
83	OTHER FINANCE, INS. REAL ESTATE.....	437.5	30.6	566.3	43.8	57.6	67.5	74.9	48.8
84	BUSINESS SERVICES.....	48.6	--	148.2	13.4	4.8	68.4	11.7	5.6
85	EDUCATION SERVICES.....	--	--	--	--	--	--	--	--
86	HEALTH SERVICES.....	--	--	0.9	--	--	--	--	--
87	AMUSEMENT & RECREATION SERVICES.....	--	--	--	--	38.3	1.9	13.9	--
88	ACCOMMODATION & FOOD SERVICES.....	--	--	--	--	--	--	1.7	--
89	OTHER PERSONAL & MISC. SERVICES.....	38.2	--	40.7	30.3	11.1	21.4	19.2	15.7
90	TRANSPORTATION MARGINS.....	11.3	--	1.0	2.0	0.5	0.5	14.0	4.1
91	OPERATING, OFFICE, LAB & FOOD.....	149.6	--	337.7	66.8	46.5	88.7	75.4	74.6
92	TRAVEL, ADVERTISING & PROMOTION.....	197.1	--	198.2	11.1	28.0	71.9	30.0	15.2
93	NON-COMPETING IMPORTS.....	1.9	--	--	--	--	--	4.2	--
94	UNALLOCATED IMPORTS & EXPORTS.....	--	--	--	--	--	--	--	--
95	INDIRECT TAXES.....	155.5	950.0	758.2	14.2	18.3	17.8	71.0	28.9
96	SUBSIDIES.....	--	-62.5	-27.4	--	--	-41.5	-41.1	--
97	WAGES & SALARIES.....	2401.6	--	1553.3	205.4	95.8	688.4	720.3	316.6
98	SUPPLEMENTARY LABOUR INCOME.....	96.3	--	98.6	5.6	2.7	19.7	20.6	9.1
99	NET INCOME, UNINC. BUSINESS.....	594.2	645.7	527.4	548.3	40.8	423.9	239.2	191.7
100	OTHER OPERATING SURPLUS.....	756.7	1306.1	1817.4	34.7	57.6	240.9	278.8	83.6
	TOTAL.....	6000.0	3395.2	6453.3	1090.4	438.2	1760.7	2254.5	948.4

NOTE: DETAIL MAY NOT ADD DUE TO ROUNDING.

TABLE 51. USE (INPUT) MATRIX (AGGREGATION - M), 1966 (MILLIONS OF DOLLARS) - CONCLUDED

NO.	COMMODITY AGGREGATION - M	TRANS MARGINS	OPERATING OFFICE LAB & FOOD	TRAVEL PROMOTION ADV'G	TOTAL INDUSTRIES
1	GRAINS	--	--	--	357.0
2	LIVE ANIMALS	--	1.8	--	1449.0
3	OTHER AGRICULTURAL PRODUCTS	--	30.6	--	1081.7
4	FORESTRY PRODUCTS	--	--	--	1034.4
5	FISH LANDINGS	--	1.1	--	146.8
6	HUNTING & TRAPPING PRODUCTS	--	--	--	14.6
7	IRON ORES & CONCENTRATES	--	--	--	118.4
8	OTHER METAL ORES & CONCENTRATES	--	--	--	966.1
9	COAL	--	--	--	174.4
10	CRUDE MINERAL OILS	--	--	--	971.7
11	NATURAL GAS	--	--	--	60.9
12	NON METALLIC MINERALS	--	0.3	--	241.2
13	SERVICES INCIDENTAL TO MINING	--	--	--	183.3
14	MEAT PRODUCTS	--	69.1	--	722.0
15	DAIRY PRODUCTS	--	42.1	--	273.5
16	FISH PRODUCTS	--	3.4	--	66.0
17	FRUITS & VEGETABLES PREPARATIONS	--	20.0	--	107.4
18	FEEDS	--	--	--	527.0
19	FLOUR, WHEAT MEAL & OTHER CEREALS	--	2.8	--	111.5
20	BREAKFAST CEREAL & BAKERY PROD	--	25.0	--	61.5
21	SEAGAR	--	4.0	--	81.7
22	MISC. FOOD PRODUCTS	--	14.1	--	300.6
23	SOFT DRINKS	--	11.2	--	47.1
24	ALCOHOLIC BEVERAGES	--	--	34.5	46.3
25	TOBACCO PROCESSED UNMANUFACTURED	--	--	--	98.5
26	CIGARETTES & TOBACCO MFG	--	--	--	2.0
27	TIRES & TUBES	--	88.0	2.0	200.8
28	OTHER RUBBER PRODUCTS	--	24.5	0.6	173.0
29	PLASTIC FABRICATED PRODUCTS	--	44.6	2.1	275.2
30	LEATHER & LEATHER PRODUCTS	--	6.7	--	106.0
31	YARNS & MAN MADE FIBRES	--	--	--	393.7
32	FABRICS	--	--	--	742.4
33	OTHER TEXTILE PRODUCTS	--	29.6	--	302.8
34	HOSIERY & KNITTED WEAR	--	--	--	4.4
35	CLOTHING & ACCESSORIES	--	10.6	--	123.7
36	LUMBER & TIMBER	--	2.0	--	328.5
37	VENEER & PLYWOOD	--	--	--	179.8
38	OTHER WOOD FABRICATED MATERIALS	--	0.4	--	492.2
39	FURNITURE & FIXTURES	--	--	--	42.2
40	PULP	--	--	--	121.7
41	NEWSPRINT & OTHER PAPER STOCK	--	7.4	--	689.7
42	PAPER PRODUCTS	--	197.5	--	874.9
43	PRINTING & PUBLISHING	--	269.5	213.0	647.9
44	ADVERTISING, PRINT MEDIA	--	--	358.5	358.5
45	IRON & STEEL PRODUCTS	--	6.7	--	1723.6
46	ALUMINUM PRODUCTS	--	--	--	110.2
47	COPPER & COPPER ALLOY PRODUCTS	--	0.9	--	489.2
48	NICKEL PRODUCTS	--	--	--	28.2
49	OTHER NON FERROUS METAL PRODUCTS	--	6.9	--	314.1
50	BOILERS, TANKS & PLATES	--	2.1	--	176.8
51	FABRICATED STRUCTURAL METAL PROD	--	--	--	747.6
52	OTHER METAL FABRICATED PRODUCTS	--	306.8	--	1737.5
53	AGRICULTURAL MACHINERY	--	1.7	--	81.6
54	OTHER INDUSTRIAL MACHINERY	--	481.4	--	923.9
55	MOTOR VEHICLES	--	--	--	54.3
56	MOTOR VEHICLE PARTS	--	298.9	24.2	1731.9
57	OTHER TRANSPORT EQUIPMENT	--	0.8	--	253.6
58	APPLIANCES & REELECTR. HOUSEHOLD	--	4.0	--	93.8
59	OTHER ELECTRICAL PRODUCTS	--	174.1	2.9	1272.6
60	CEMENT & CONCRETE PRODUCTS	--	--	--	588.1
61	OTHER NON-METALLIC MINERAL PROD	--	26.2	--	589.3
62	GASOLINE & FUEL OIL	--	--	39.7	721.5
63	OTHER PETROLEUM & COAL PROD	--	3.7	2.5	301.8
64	INDUSTRIAL CHEMICALS	--	72.1	--	1022.4
65	FERTILIZERS	--	5.0	--	102.1
66	PHARMACEUTICALS	--	11.0	--	81.1
67	OTHER CHEMICAL PRODUCTS	--	148.7	1.4	703.7
68	SCIENTIFIC EQUIPMENT	--	97.8	--	223.3
69	OTHER MANUFACTURED PRODUCTS	--	41.8	36.6	300.0
70	RESIDENTIAL CONSTRUCTION	--	--	--	--
71	NON-RESIDENTIAL CONSTRUCTION	--	--	--	--
72	REPAIR CONSTRUCTION	--	--	--	1451.9
73	PIPELINE TRANSPORTATION	--	--	--	173.7
74	TRANSPORTATION & STORAGE	2174.8	--	326.5	3558.6
75	RADIO & TELEVISION BROADCASTING	--	--	171.0	181.8
76	TELEPHONE & TELEGRAPH	--	--	--	555.9
77	POSTAL SERVICES	--	--	--	204.0
78	ELECTRIC POWER	--	--	--	642.1
79	OTHER UTILITIES	--	--	--	127.6
80	WHOLESALE MARGINS	--	422.7	32.3	2326.3
81	RETAIL MARGINS	--	174.0	37.0	454.3
82	IMPUTED RENT OWNER OCCUP. DWEL	--	--	--	--
83	OTHER FINANCIALS, REAL ESTATE	--	--	--	2923.8
84	BUSINESS SERVICES	--	--	196.1	1353.5
85	EDUCATION SERVICES	--	--	--	--
86	HEALTH SERVICES	--	--	--	6.9
87	AMUSEMENT & RECREATION SERVICES	--	--	18.9	111.8
88	ACCOMMODATION & FOOD SERVICES	--	--	443.7	459.2
89	OTHER PERSONAL & MISC. SERVICES	--	640.4	50.2	1364.7
90	TRANSPORTATION MARGINS	--	100.1	11.7	1179.2
91	OPERATING, OFFICE, LAB & FOOD	--	--	--	3535.1
92	TRAVEL, ADVERTISING & PROMOTION	--	--	--	2016.2
93	NON-COMPETING IMPORTS	--	2.9	--	232.6
94	UNALLOCATED IMPORTS & EXPORTS	--	241.1	90.0	331.1
95	INDIRECT TAXES	--	339.3	150.6	4467.3
96	SUBSIDIES	--	--	--	-638.6
97	WAGES & SALARIES	--	--	--	24149.0
98	SUPPLEMENTARY LABOUR INCOME	--	--	--	1330.1
99	NET INCOME, UNINC. BUSINESS	--	--	--	6028.8
100	OTHER OPERATING SURPLUS	--	--	--	15504.8
TOTAL		2174.8	4517.3	2245.8	103799.9

NOTE: DETAIL MAY NOT ADD DUE TO ROUNDING

TABLE 52. FINAL DEMAND MATRIX (AGGREGATION - M), 1966 (MILLIONS OF DOLLARS)

NO.	COMMODITY AGGREGATION - M	CONS. EXP. DURABLE	CONS. EXP. SEMI DURABLE	CONS. EXP. NON- DURABLE	CONS. EXP. SERVICES	CONS. TRUCTION, BUSINESS	CONS. TRUCTION, GOVERNMENT	MACHINERY, EQUIPMENT BUSINESS	MACHINERY, EQUIPMENT GOVERNMENT
1	GRAINS.....	--	--	--	--	--	--	--	--
2	LIVE ANIMALS.....	--	8.2	83.0	--	--	--	--	--
3	OTHER AGRICULTURAL PRODUCTS.....	--	--	579.2	10.8	--	--	--	--
4	FORESTRY PRODUCTS.....	--	--	17.6	--	--	--	--	--
5	FISH LANDINGS.....	--	--	8.1	--	--	--	--	--
6	HUNTING & TRAPPING PRODUCTS.....	--	--	--	--	--	--	--	--
7	IRON ORES & CONCENTRATES.....	--	--	--	--	--	--	--	--
8	OTHER METAL ORES & CONCENTRATES.....	--	--	--	--	--	--	--	--
9	COAL.....	--	--	12.4	1.1	--	--	--	--
10	CRUDE MINERAL OILS.....	--	--	--	--	--	--	--	--
11	NATURAL GAS.....	--	--	46.4	7.3	--	--	--	--
12	NON-METALLIC MINERALS.....	--	2.1	4.5	--	--	--	--	--
13	SERVICES INCIDENTAL TO MINING.....	--	--	--	--	115.0	--	--	--
14	MEAT PRODUCTS.....	--	--	1517.8	--	--	--	--	--
15	DAIRY PRODUCTS.....	--	--	853.6	--	--	--	--	--
16	FISH PRODUCTS.....	--	--	79.6	--	--	--	--	--
17	FRUITS & VEGETABLES PREPARATIONS.....	--	--	464.0	--	--	--	--	--
18	FEEDS.....	--	--	37.4	--	--	--	--	--
19	FLOUR, WHEAT, MEAL & OTHER CEREALS.....	--	--	42.2	--	--	--	--	--
20	BREAKFAST CEREAL & BAKERY PROD.....	--	--	570.2	--	--	--	--	--
21	SUGAR.....	--	--	46.8	--	--	--	--	--
22	MISC. FOOD PRODUCTS.....	--	--	569.2	--	--	--	--	--
23	SOFT DRINKS.....	--	--	209.2	--	--	--	--	--
24	ALCOHOLIC BEVERAGES.....	--	--	488.5	--	--	--	--	--
25	TOBACCO PROCESSED UNMANUFACTURED.....	--	--	--	--	--	--	--	--
26	CIGARETTES & TOBACCO MFG.....	--	--	289.6	--	--	--	--	--
27	TIRES & TUBES.....	71.6	--	--	--	--	--	1.4	--
28	OTHER RUBBER PRODUCTS.....	4.8	51.1	2.1	--	--	--	6.5	1.8
29	PLASTIC FABRICATED PRODUCTS.....	1.4	24.7	5.1	--	--	--	--	--
30	LEATHER & LEATHER PRODUCTS.....	--	320.8	--	--	--	--	--	--
31	YARNS & MAN MADE FIBRES.....	--	24.0	--	--	--	--	--	--
32	FABRICS.....	--	98.8	--	--	--	--	--	--
33	OTHER TEXTILE PRODUCTS.....	93.6	111.8	43.4	--	--	--	4.4	0.6
34	HOSIERY & KNITTED WEAR.....	--	310.2	--	--	--	--	--	--
35	CLOTHING & ACCESSORIES.....	--	1055.3	--	--	--	--	--	--
36	LUMBER & TIMBER.....	--	7.7	--	--	--	--	--	--
37	VENIER & PLYWOOD.....	--	6.5	--	--	--	--	--	--
38	OTHER WOOD FABRICATED MATERIALS.....	13.5	2.9	0.5	--	--	--	6.9	0.2
39	FURNITURE & FIXTURES.....	371.4	16.1	--	--	--	--	124.6	26.2
40	PULP.....	--	--	--	--	--	--	--	--
41	NEWSPRINT & OTHER PAPER STOCK.....	--	3.8	1.3	--	--	--	--	--
42	PAPER PRODUCTS.....	--	10.9	113.8	--	--	--	--	--
43	PRINTING & PUBLISHING.....	--	305.0	--	16.1	--	--	--	--
44	ADVERTISING, PRINT MEDIA.....	--	--	--	--	--	--	--	--
45	IRON & STEEL PRODUCTS.....	--	--	--	--	--	--	--	--
46	ALUMINUM PRODUCTS.....	--	--	--	--	--	--	--	--
47	COPPER & COPPER ALLOY PRODUCTS.....	--	--	--	--	--	--	--	--
48	NICKEL PRODUCTS.....	--	--	--	--	--	--	--	--
49	OTHER NON-FERROUS METAL PRODUCTS.....	--	3.9	--	--	--	--	44.0	--
50	BOILERS, TANKS & PLATES.....	--	--	--	--	--	--	54.5	1.7
51	FABRICATED STRUCTURAL METAL PROD.....	--	1.6	--	--	--	--	2.0	0.8
52	OTHER METAL FABRICATED PRODUCTS.....	17.4	74.8	9.9	--	--	--	78.9	12.4
53	AGRICULTURAL MACHINERY.....	3.9	--	--	--	--	--	413.8	2.4
54	OTHER INDUSTRIAL MACHINERY.....	21.8	15.3	--	--	--	--	1561.6	47.3
55	MOTOR VEHICLES.....	1513.2	--	--	--	13.1	--	503.0	58.0
56	MOTOR VEHICLE PARTS.....	129.1	--	--	--	--	--	26.0	1.8
57	OTHER TRANSPORT EQUIPMENT.....	72.8	--	--	--	--	--	428.6	67.7
58	APPLIANCES & RECEIVERS HOUSEHOLD.....	520.1	--	--	--	--	--	67.0	5.4
59	OTHER ELECTRICAL PRODUCTS.....	30.2	43.7	--	--	--	--	621.0	17.2
60	CEMENT & CONCRETE PRODUCTS.....	--	2.3	--	--	--	--	--	--
61	OTHER NON-METALLIC MINERAL PROD.....	--	49.4	--	--	--	--	--	--
62	GASOLINE & FUEL OIL.....	--	--	626.7	7.9	--	--	12.0	0.2
63	OTHER PETROLEUM & COAL PROD.....	--	0.7	33.3	0.2	--	--	--	--
64	INDUSTRIAL CHEMICALS.....	0.9	0.5	1.7	--	--	--	--	--
65	FERTILIZERS.....	--	--	1.9	--	--	--	--	--
66	PHARMACEUTICALS.....	--	--	159.7	--	--	--	--	--
67	OTHER CHEMICAL PRODUCTS.....	6.9	62.6	259.2	--	--	--	--	--
68	SCIENTIFIC EQUIPMENT.....	68.8	36.7	36.0	--	--	--	127.5	51.9
69	OTHER MANUFACTURED PRODUCTS.....	201.8	131.8	14.5	6.1	--	--	15.7	2.7
70	RESIDENTIAL CONSTRUCTION.....	--	--	--	--	2165.4	13.0	--	--
71	NON-RESIDENTIAL CONSTRUCTION.....	--	--	--	--	4495.0	2469.0	--	--
72	REPAIR CONSTRUCTION.....	--	--	--	18.1	--	--	--	--
73	PIPELINE TRANSPORTATION.....	--	--	--	0.7	--	--	--	--
74	TRANSPORTATION & STORAGE.....	--	--	33.5	683.9	--	--	--	--
75	RADIO & TELEVISION BROADCASTING.....	--	--	--	19.5	--	--	--	--
76	TELEPHONE & TELEGRAPH.....	--	--	--	465.0	--	--	--	--
77	POSTAL SERVICES.....	--	--	--	61.4	--	--	--	--
78	ELECTRIC POWER.....	--	--	455.0	10.4	--	--	--	--
79	OTHER UTILITIES.....	--	--	111.4	149.9	--	--	--	--
80	WHOLESALE MARGINS.....	307.2	231.0	635.8	4.2	1.9	--	584.1	20.8
81	RETAIL MARGINS.....	1023.3	1307.9	1942.8	6.5	1.2	--	98.9	8.4
82	IMPUTED RENT OWNER OCCUP DWEL.....	--	--	--	3395.2	--	--	--	--
83	OTHER FINANCIALS, REAL ESTATE.....	--	--	--	3363.0	493.0	--	--	--
84	BUSINESS SERVICES.....	--	--	--	180.9	--	--	--	--
85	EDUCATION SERVICES.....	--	--	--	149.5	--	--	--	--
86	HEALTH SERVICES.....	--	--	--	1042.2	--	--	--	--
87	AMUSEMENT & RECREATION SERVICES.....	--	--	--	304.1	--	--	--	--
88	ACCOMMODATION & FOOD SERVICES.....	--	--	--	1954.7	--	--	--	--
89	OTHER PERSONAL & MISC. SERVICES.....	402.7	64.4	--	856.4	--	--	--	--
90	TRANSPORTATION MARGINS.....	54.2	89.3	182.4	1.2	0.3	--	100.5	5.3
91	OPERATING, OFFICE, LAB & FOOD.....	--	--	--	118.8	--	--	--	--
92	TRAVEL, ADVERTISING & PROMOTION.....	--	--	--	31.9	--	--	--	--
93	NON-COMPETING IMPORTS.....	--	--	105.6	--	--	--	--	--
94	UNALLOCATED IMPORTS & EXPORTS.....	--	--	--	19.9	--	--	--	--
95	INDIRECT TAXES.....	560.4	420.7	1907.1	108.3	1.4	--	456.2	26.1
96	SUBSIDIES.....	--	--	--	--	--	--	--	--
97	WAGES & SALARIES.....	--	--	--	925.6	--	--	--	--
98	SUPPLEMENTARY LABOUR INCOME.....	--	--	--	35.8	--	--	--	--
99	NET INCOME, UNINC. BUSINESS.....	--	--	--	--	--	--	--	--
100	OTHER OPERATING SURPLUS.....	--	--	--	64.0	--	--	--	--
TOTAL.....		5491.2	4896.4	12602.1	14029.7	7286.4	2482.0	5251.2	399.0

NOTE: DETAIL MAY NOT ADD DUE TO ROUNDING

TABLE 52. FINAL DEMAND MATRIX (AGGREGATION - M), 1966 (MILLIONS OF DOLLARS) - CONCLUDED

NO.	COMMODITY AGGREGATION - M	INVENTORIES	DOMESTIC EXPORTS	RE-EXPORTS	IMPORTS	GOVT GROSS CURRENT EXPEND.	GOVT SALE OF GOOD & SERVICES	FINAL EXPEND. ON GDP
1	GRAINS.....	187.0	970.8	--	-35.8	--	-40.5	1121.7
2	LIVE ANIMALS.....	-26.7	77.4	0.1	-14.9	--	-40.5	126.5
3	OTHER AGRICULTURAL PRODUCTS.....	43.6	181.9	2.1	-294.9	8.3	-5.4	525.7
4	FORESTRY PRODUCTS.....	19.1	51.1	1.0	-25.5	--	--	63.2
5	FISH LANDINGS.....	0.1	42.1	0.2	-19.5	--	-40.2	30.8
6	HUNTING & TRAPPING PRODUCTS.....	-0.7	13.3	0.7	-13.1	--	--	0.2
7	IRON ORES & CONCENTRATES.....	17.1	406.3	--	-57.4	--	--	265.9
8	OTHER METAL ORES & CONCENTRATES.....	24.8	387.7	1.5	-155.4	--	--	258.6
9	COAL.....	4.8	13.5	--	-166.4	10.0	--	-124.5
10	CRUDE MINERAL OILS.....	-6.2	321.7	--	-424.7	--	--	-109.2
11	NATURAL GAS.....	1.6	61.0	--	-18.8	6.4	--	103.8
12	NON-METALLIC MINERALS.....	3.6	229.4	1.9	-89.3	14.9	--	167.1
13	SERVICES INCIDENTAL TO MINING.....	--	--	--	--	--	--	115.0
14	MEAT PRODUCTS.....	48.4	126.7	2.7	-105.2	--	--	1580.4
15	DAIRY PRODUCTS.....	28.0	36.9	0.1	-24.8	--	--	893.8
16	FISH PRODUCTS.....	11.9	165.0	0.3	-19.5	--	--	217.3
17	FRUITS & VEGETABLES PREPARATIONS.....	20.4	30.1	0.8	-126.3	--	--	389.1
18	FEEDS.....	-0.1	49.8	--	-29.2	--	--	57.9
19	FLOUR WHEAT MEAL & OTHER CEREALS.....	-6.9	81.8	--	-9.7	--	--	107.4
20	BREAKFAST CEREAL & BAKERY PROD.....	4.8	8.5	--	-12.4	--	--	571.1
21	SUGAR.....	-0.5	1.8	--	-2.3	--	--	45.9
22	MISC. FOOD PRODUCTS.....	18.9	37.3	4.4	-155.6	--	--	474.3
23	SOFT DRINKS.....	4.8	0.3	--	-3.4	--	--	210.9
24	ALCOHOLIC BEVERAGES.....	33.2	130.0	--	-94.2	--	--	557.5
25	TOBACCO PROCESSED UNMANUFACTURED.....	0.5	37.3	--	-6.4	--	--	31.5
26	CIGARETTES & TOBACCO MFG.....	3.5	2.1	--	-7.3	--	--	287.8
27	TIRES & TUBES.....	11.2	8.1	0.4	-23.8	--	--	69.0
28	OTHER RUBBER PRODUCTS.....	4.4	4.9	0.4	-66.9	--	--	9.2
29	PLASTIC FABRICATED PRODUCTS.....	1.5	11.8	0.8	-74.5	--	--	-29.0
30	LEATHER & LEATHER PRODUCTS.....	12.0	15.2	0.4	-82.3	--	--	266.1
31	YARNS & MAN MADE FIBRES.....	4.4	24.8	1.1	-117.7	--	--	-63.3
32	FABRICS.....	6.1	20.5	2.0	-322.7	0.2	--	-195.1
33	OTHER TEXTILE PRODUCTS.....	14.9	21.2	0.9	-114.6	16.1	-0.1	192.2
34	HOSIERY & KNITTED WEAR.....	5.5	4.5	0.1	-47.8	0.2	--	272.8
35	CLOTHING & ACCESSORIES.....	42.4	26.0	1.1	-89.9	6.1	-0.3	1040.8
36	LUMBER & TIMBER.....	64.2	454.5	0.1	-40.3	--	-40.3	485.9
37	VENEER & PLYWOOD.....	14.3	69.5	0.2	-28.9	--	--	61.6
38	OTHER WOOD FABRICATED MATERIALS.....	4.7	53.0	0.9	-23.6	--	--	59.0
39	FURNITURE & FIXTURES.....	17.8	8.3	0.5	-43.4	3.0	--	524.6
40	PULP.....	0.2	517.9	--	-14.7	--	--	503.3
41	NEWSPRINT & OTHER PAPER STOCK.....	9.0	1014.6	0.2	-54.1	--	--	974.8
42	PAPER PRODUCTS.....	7.6	25.7	1.0	-95.8	--	--	63.3
43	PRINTING & PUBLISHING.....	6.3	12.8	3.3	-181.2	38.5	-4.4	196.4
44	ADVERTISING PRINT MEDIA.....	--	--	--	--	--	-0.1	-0.1
45	IRON & STEEL PRODUCTS.....	8.2	206.4	1.7	-276.5	--	--	-60.1
46	ALUMINUM PRODUCTS.....	-7.5	362.3	0.7	-76.6	--	--	278.9
47	COPPER & COPPER ALLOY PRODUCTS.....	-17.3	275.2	0.3	-28.7	0.7	--	230.2
48	NICKEL PRODUCTS.....	-0.2	364.1	41.1	-57.9	1.2	--	348.2
49	OTHER NON-FERROUS METAL PRODUCTS.....	12.8	237.8	14.9	-136.5	26.2	--	115.0
50	BOILERS TANKS & PLATES.....	-1.0	10.1	0.4	-19.9	--	--	45.7
51	FABRICATED STRUCTURAL METAL PROD.....	-5.7	19.1	0.5	-81.3	--	--	-63.0
52	OTHER METAL FABRICATED PRODUCTS.....	42.2	71.6	9.5	-439.2	14.6	-1.4	-109.3
53	AGRICULTURAL MACHINERY.....	29.0	177.9	6.8	-409.5	--	--	224.3
54	OTHER INDUSTRIAL MACHINERY.....	34.9	182.4	37.7	-1428.7	11.5	-0.1	483.6
55	MOTOR VEHICLES.....	-99.5	599.7	1.9	-565.0	24.9	--	2049.3
56	MOTOR VEHICLE PARTS.....	13.4	349.0	21.5	-1151.1	--	--	-610.3
57	OTHER TRANSPORT EQUIPMENT.....	31.0	229.8	44.8	-314.4	235.3	--	795.6
58	APPLIANCES & REFRIGERATORS/HOUSEHOLD.....	56.1	36.2	1.5	-216.3	--	--	475.9
59	OTHER ELECTRICAL PRODUCTS.....	103.7	167.8	15.2	-575.7	37.0	--	460.1
60	CEMENT & CONCRETE PRODUCTS.....	15.0	7.2	--	-3.9	--	--	20.7
61	OTHER NON-METALLIC MINERAL PROD.....	21.3	52.3	0.9	-215.8	--	--	-79.9
62	GASOLINE & FUEL OIL.....	30.8	7.8	0.6	-161.1	66.8	-0.6	578.9
63	OTHER PETROLEUM & COAL PROD.....	4.8	23.0	0.1	-82.0	4.0	--	-15.9
64	INDUSTRIAL CHEMICALS.....	13.6	188.7	2.3	-310.9	19.1	-0.1	-84.2
65	FERTILIZERS.....	-3.5	75.8	--	-18.9	--	--	55.3
66	PHARMACEUTICALS.....	10.6	15.8	1.4	-60.8	55.5	--	182.2
67	OTHER CHEMICAL PRODUCTS.....	12.3	49.6	4.0	-203.5	17.4	--	208.5
68	SCIENTIFIC EQUIPMENT.....	13.7	93.8	12.9	-383.8	58.5	--	116.0
69	OTHER MANUFACTURED PRODUCTS.....	22.4	22.8	4.9	-214.3	--	-0.2	208.2
70	RESIDENTIAL CONSTRUCTION.....	--	--	--	--	1.0	--	2179.4
71	NON-RESIDENTIAL CONSTRUCTION.....	--	--	--	--	22.5	--	6986.4
72	REPAIR CONSTRUCTION.....	--	--	--	--	531.5	--	549.6
73	PIPELINE TRANSPORTATION.....	--	124.4	--	-403.0	5.1	--	123.7
74	TRANSPORTATION & STORAGE.....	--	372.7	--	-68.0	145.3	-19.2	1114.7
75	RADIO & TELEVISION BROADCASTING.....	--	10.2	--	-4.3	--	--	25.4
76	TELEPHONE & TELEGRAPH.....	--	--	--	--	74.7	-0.1	539.6
77	POSTAL SERVICES.....	--	3.1	--	-5.0	26.7	--	86.2
78	ELECTRIC POWER.....	--	15.9	--	-10.2	111.7	-1.3	581.6
79	OTHER UTILITIES.....	--	--	--	--	11.2	-166.8	125.6
80	WHOLESALE MARGINS.....	--	285.8	12.6	-11.4	46.0	--	2118.1
81	RETAIL MARGINS.....	--	--	--	--	15.4	-0.1	4404.4
82	IMPUTED RENT OWNER OCCUPY DWEL.....	--	--	--	--	--	--	3395.5
83	OTHER FINANCIALS REAL ESTATE.....	--	38.2	--	-171.0	129.5	-188.5	3764.3
84	BUSINESS SERVICES.....	--	99.7	--	-257.6	181.4	-16.2	188.2
85	EDUCATION SERVICES.....	--	--	--	--	4.2	-24.4	129.3
86	HEALTH SERVICES.....	--	--	--	--	109.3	-191.6	959.8
87	AMUSEMENT & RECREATION SERVICES.....	--	--	--	--	8.7	-31.3	281.4
88	ACCOMMODATION & FOOD SERVICES.....	--	--	--	--	--	-7.9	1946.8
89	OTHER PERSONAL & MISC. SERVICES.....	--	3.3	--	-12.5	173.5	-175.0	1312.8
90	TRANSPORTATION MARGINS.....	--	538.6	5.3	--	18.5	--	995.6
91	OPERATING OFFICE LAB & FOOD.....	--	--	--	--	863.4	--	982.2
92	TRAVEL ADVERTISING & PROMOTION.....	--	--	--	--	197.7	--	229.6
93	NON-COMPETING IMPORTS.....	-2.2	--	0.4	--	--	--	232.6
94	UNALLOCATED IMPORTS & EXPORTS.....	--	1271.5	--	-1622.5	--	--	-331.1
95	INDIRECT TAXES.....	--	0.3	--	758.0	63.2	--	4301.9
96	SUBSIDIES.....	--	--	--	--	--	--	--
97	WAGES & SALARIES.....	--	--	--	--	5708.2	--	6633.8
98	SUPPLEMENTARY LABOUR INCOME.....	--	--	--	--	480.2	--	515.9
99	NET INCOME/LOSS BUSINESS.....	--	--	--	--	--	--	--
100	OTHER OPERATING SURPLUS.....	--	--	--	--	864.4	--	928.4
TOTAL.....		1000.3	12246.9	273.6	-12541.6	10489.6	-736.5	63121.3

NOTE: DETAIL MAY NOT ADD DUE TO ROUNDING

TABLE 53. IMPACT (INVERSE) MATRIX (AGGREGATION - M), 1966

NO.	COMMODITY AGGREGATION - M	AGRICULTURE	FORESTRY	FISHING, HUNTING & TRAPPING	METAL MINES	MINERAL FUELS	NON-METALLIC MINES & QUARRIES	SERVICES INCIDENTAL TO MINING	FOOD & BEVERAGE INDUSTRIES
1	GRAINS.....	1.0669	0.0030	0.0018	0.0019	0.0145	0.0065	0.0009	0.1059
2	LIVE ANIMALS.....	1.0672	0.0030	0.0018	0.0019	0.0145	0.0065	0.0009	0.1054
3	OTHER AGRICULTURAL PRODUCTS.....	1.0595	0.0059	0.0019	0.0019	0.0144	0.0065	0.0009	0.1092
4	FORESTRY PRODUCTS.....	0.0305	1.0314	0.0003	0.0027	0.0100	0.0010	0.0007	0.2064
5	FISH LANDINGS.....	0.0023	0.0050	1.0125	0.0032	0.0154	0.0030	0.0007	0.0039
6	HUNTING & TRAPPING PRODUCTS.....	0.0023	0.0050	1.0125	0.0032	0.0154	0.0030	0.0007	0.0039
7	IRON ORES & CONCENTRATES.....	0.0042	0.0024	0.0002	0.9854	0.0064	0.0038	0.0286	0.0000
8	OTHER METAL ORES & CONCENTRATES.....	0.0042	0.0026	0.0002	0.9445	0.0067	0.0039	0.0274	0.0000
9	COAL.....	0.0023	0.0017	0.0001	0.0041	1.0042	0.0009	0.0338	0.0046
10	CRUDE MINERAL OILS.....	0.0023	0.0017	0.0001	0.0041	1.0042	0.0009	0.0338	0.0046
11	NATURAL GAS.....	0.0023	0.0017	0.0001	0.0041	1.0040	0.0009	0.0338	0.0046
12	NON-METALLIC MINERALS.....	0.0057	0.0059	0.0003	0.0064	0.1027	0.8792	0.0168	0.0147
13	SERVICES INCIDENTAL TO MINING.....	0.0053	0.0027	0.0002	0.0666	0.0093	1.0069	0.9399	0.0089
14	MEAT PRODUCTS.....	0.3115	0.0082	0.0167	0.0025	0.0092	0.0035	0.0006	0.9974
15	DAIRY PRODUCTS.....	0.3356	0.0089	0.0199	0.0027	0.0095	0.0034	0.0006	1.1981
16	FISH PRODUCTS.....	0.3370	0.0090	0.0200	0.0027	0.0095	0.0035	0.0006	1.1981
17	FRUITS & VEGETABLES PREPARATIONS.....	0.3368	0.0089	0.0200	0.0027	0.0095	0.0035	0.0006	1.1981
18	FLEDS.....	0.3377	0.0089	0.0200	0.0027	0.0095	0.0035	0.0006	1.1981
19	FLOUR, WHEAT MEAL & OTHER CEREALS.....	0.3394	0.0090	0.0201	0.0027	0.0095	0.0035	0.0006	1.2080
20	BREAKFAST CEREAL & BAKERY PROD.....	0.3328	0.0089	0.0197	0.0027	0.0094	0.0034	0.0006	1.1812
21	SUGAR.....	0.3394	0.0090	0.0201	0.0027	0.0095	0.0035	0.0006	1.2080
22	MISC. FOOD PRODUCTS.....	0.3505	0.0088	0.0196	0.0027	0.0096	0.0036	0.0006	1.1740
23	SOFT DRINKS.....	0.3394	0.0090	0.0201	0.0027	0.0095	0.0035	0.0006	1.2080
24	ALCOHOLIC BEVERAGES.....	0.3394	0.0090	0.0201	0.0027	0.0095	0.0035	0.0006	1.2080
25	TOBACCO PROCESSED UNMANUFACTURED.....	0.3119	0.0179	0.0008	0.0018	0.0073	0.0026	0.0005	0.0427
26	CIGARETTES & TOBACCO MFG.....	0.3119	0.0179	0.0008	0.0018	0.0073	0.0026	0.0005	0.0427
27	IRIS & TUBES.....	0.0057	0.0081	0.0003	0.0036	0.0069	0.0039	0.0005	0.0138
28	OTHER RUBBER PRODUCTS.....	0.0061	0.0081	0.0003	0.0045	0.0069	0.0042	0.0005	0.0138
29	PLASTIC FABRICATED PRODUCTS.....	0.0091	0.0219	0.0005	0.0069	0.0075	0.0044	0.0006	0.0245
30	LEATHER & LEATHER PRODUCTS.....	0.0285	0.0086	0.0015	0.0029	0.0049	0.0017	0.0004	0.0089
31	YARNS & MAN MADE FIBRES.....	0.0098	0.0068	0.0003	0.0024	0.0059	0.0021	0.0004	0.0117
32	FABRICS.....	0.0092	0.0068	0.0003	0.0022	0.0052	0.0015	0.0004	0.0106
33	OTHER TEXTILE PRODUCTS.....	0.0098	0.0083	0.0003	0.0030	0.0055	0.0017	0.0004	0.0117
34	HOSIERY & KNITTED WEAR.....	0.0077	0.0052	0.0006	0.0035	0.0037	0.0010	0.0003	0.0084
35	CLOTHING & ACCESSORIES.....	0.0152	0.0044	0.0016	0.0017	0.0032	0.0008	0.0002	0.0086
36	LUMBER & TIMBER.....	0.0135	0.3483	0.0003	0.0031	0.0077	0.0011	0.0006	0.0121
37	VENEER & PLYWOOD.....	0.0136	0.3473	0.0003	0.0031	0.0076	0.0011	0.0006	0.0121
38	OTHER WOOD FABRICATED MATERIALS.....	0.0130	0.3246	0.0003	0.0037	0.0076	0.0013	0.0006	0.0121
39	FURNITURE & FIXTURES.....	0.0051	0.0409	0.0002	0.0130	0.0046	0.0014	0.0006	0.0089
40	PULP.....	0.0091	0.1784	0.0002	0.0033	0.0125	0.0059	0.0008	0.0121
41	NEWSPRINT & OTHER PAPER STOCK.....	0.0091	0.1781	0.0002	0.0033	0.0125	0.0060	0.0008	0.0121
42	PAPER PRODUCTS.....	0.0093	0.1543	0.0003	0.0050	0.0115	0.0054	0.0008	0.0151
43	PRINTING & PUBLISHING.....	0.0045	0.0375	0.0002	0.0023	0.0049	0.0017	0.0004	0.0085
44	ADVERTISING, PRINT MEDIA.....	0.0044	0.0336	0.0002	0.0021	0.0046	0.0015	0.0003	0.0085
45	IRON & STEEL PRODUCTS.....	0.0037	0.0035	0.0002	0.2327	0.0128	0.0048	0.0070	0.0082
46	ALUMINUM PRODUCTS.....	0.0037	0.0036	0.0002	0.2338	0.0132	0.0049	0.0073	0.0082
47	COPPER & COPPER ALLOY PRODUCTS.....	0.0037	0.0034	0.0002	0.2359	0.0133	0.0049	0.0074	0.0082
48	NICKEL PRODUCTS.....	0.0037	0.0034	0.0002	0.2369	0.0134	0.0050	0.0074	0.0082
49	OTHER NON-FERROUS METAL PRODUCTS.....	0.0038	0.0039	0.0002	0.2123	0.0125	0.0047	0.0067	0.0085
50	BOILERS, TANKS & PLATES.....	0.0034	0.0046	0.0002	0.0508	0.0059	0.0022	0.0018	0.0078
51	FABRICATED STRUCTURAL METAL PROD.....	0.0035	0.0049	0.0002	0.0716	0.0068	0.0026	0.0024	0.0078
52	OTHER METAL FABRICATED PRODUCTS.....	0.0037	0.0055	0.0002	0.0537	0.0061	0.0023	0.0019	0.0084
53	AGRICULTURAL MACHINERY.....	0.0033	0.0039	0.0002	0.0297	0.0048	0.0029	0.0013	0.0076
54	OTHER INDUSTRIAL MACHINERY.....	0.0039	0.0062	0.0002	0.0389	0.0072	0.0063	0.0047	0.0092
55	MOTOR VEHICLES.....	0.0032	0.0046	0.0002	0.0206	0.0042	0.0015	0.0008	0.0070
56	MOTOR VEHICLE PARTS.....	0.0033	0.0045	0.0002	0.0231	0.0044	0.0016	0.0009	0.0072
57	OTHER TRANSPORT EQUIPMENT.....	0.0032	0.0043	0.0002	0.0233	0.0045	0.0016	0.0009	0.0071
58	APPLIANCES & REFRIGERS, HOUSEHOLD.....	0.0036	0.0050	0.0002	0.0332	0.0049	0.0019	0.0013	0.0082
59	OTHER ELECTRICAL PRODUCTS.....	0.0035	0.0051	0.0002	0.0346	0.0048	0.0019	0.0012	0.0080
60	CEMENT & CONCRETE PRODUCTS.....	0.0049	0.0068	0.0002	0.0131	0.0168	0.0099	0.0017	0.0102
61	OTHER NON-METALLIC MINERAL PROD.....	0.0049	0.0078	0.0002	0.0133	0.0165	0.0099	0.0017	0.0102
62	GASOLINE & FUEL OIL.....	0.0029	0.0024	0.0001	0.0030	0.3601	0.0016	0.0124	0.0066
63	OTHER PETROLEUM & COAL PROD.....	0.0040	0.0074	0.0002	0.0123	0.3675	0.0034	0.0129	0.0095
64	INDUSTRIAL CHEMICALS.....	0.0138	0.0101	0.0007	0.0114	0.0199	0.0153	0.0014	0.0400
65	FERTILIZERS.....	0.0091	0.0076	0.0005	0.0045	0.0167	0.3906	0.0066	0.0239
66	PHARMACEUTICALS.....	0.0192	0.0085	0.0011	0.0051	0.0195	0.0157	0.0012	0.0596
67	OTHER CHEMICAL PRODUCTS.....	0.0249	0.0097	0.0034	0.0067	0.0194	0.0151	0.0012	0.0798
68	SCIENTIFIC EQUIPMENT.....	0.0051	0.0111	0.0002	0.0278	0.0054	0.0024	0.0011	0.0114
69	OTHER MANUFACTURED PRODUCTS.....	0.0065	0.0158	0.0003	0.0239	0.0069	0.0028	0.0011	0.0154
70	RESIDENTIAL CONSTRUCTION.....	0.0043	0.0191	0.0001	0.0164	0.0079	0.0066	0.0083	0.0072
71	NON-RESIDENTIAL CONSTRUCTION.....	0.0043	0.0191	0.0001	0.0164	0.0079	0.0066	0.0083	0.0072
72	REPAIR CONSTRUCTION.....	0.0043	0.0191	0.0001	0.0164	0.0079	0.0066	0.0083	0.0072
73	PIPELINE TRANSPORTATION.....	0.0040	0.0027	0.0002	0.0024	0.0148	0.0009	0.0009	0.0070
74	TRANSPORTATION & STORAGE.....	0.0042	0.0058	0.0002	0.0024	0.0148	0.0009	0.0009	0.0071
75	RADIO & TELEVISION BROADCASTING.....	0.0023	0.0019	0.0001	0.0016	0.0021	0.0004	0.0004	0.0034
76	TELEPHONE & TELEGRAPH.....	0.0023	0.0019	0.0001	0.0016	0.0021	0.0004	0.0004	0.0034
77	POSTAL SERVICES.....	0.0023	0.0019	0.0001	0.0016	0.0021	0.0004	0.0004	0.0034
78	ELECTRIC POWER.....	0.0011	0.0020	--	0.0046	0.0107	0.0006	0.0009	0.0020
79	OTHER UTILITIES.....	0.0012	0.0028	--	0.0012	0.0105	0.0005	0.0008	0.0021
80	WHOLESALE MARGINS.....	0.0149	0.0068	0.0008	0.0049	0.0079	0.0013	0.0005	0.0431
81	RETAIL MARGINS.....	0.0582	0.0045	0.0003	0.0015	0.0064	0.0008	0.0004	0.0140
82	IMPLIED RENT OWNER OCCUP. DWEL.....	0.0007	0.0030	--	0.0026	0.0013	0.0010	0.0013	0.0012
83	OTHER FINANCIALS, REAL ESTATE.....	0.0042	0.0026	0.0002	0.0034	0.0079	0.0011	0.0008	0.0079
84	BUSINESS SERVICES.....	0.0031	0.0020	0.0001	0.0030	0.0029	0.0006	0.0003	0.0063
85	EDUCATION SERVICES.....	0.0034	0.0018	0.0001	0.0018	0.0037	0.0006	0.0003	0.0064
86	HEALTH SERVICES.....	0.0034	0.0018	0.0001	0.0018	0.0037	0.0006	0.0003	0.0064
87	AMUSEMENT & RECREATION SERVICES.....	0.0070	0.0038	0.0003	0.0028	0.0045	0.0009	0.0005	0.0134
88	ACCOMMODATION & FOOD SERVICES.....	0.0756	0.0152	0.0057	0.0040	0.0061	0.0014	0.0005	0.1896
89	OTHER PERSONAL & MISC. SERVICES.....	0.0204	0.0068	0.0005	0.0048	0.0059	0.0025	0.0015	0.0124
90	TRANSPORTATION MARGINS.....	0.0041	0.0057	0.0002	0.0024	0.0145	0.0009	0.0009	0.0575
91	OPERATING OFFICE, LAB & FOOD.....	0.0282	0.0124	0.0012	0.0094	0.0057	0.0028	0.0009	0.0575
92	TRAVEL, ADVERTISING & PROMOTION.....	0.0231	0.0131	0.0015	0.0027	0.0115	0.0011	0.0006	0.0582

TABLE 53. IMPACT (INVERSE) MATRIX (AGGREGATION - M), 1966 - CONTINUED

NO	COMMODITY AGGREGATION - M	TOBACCO PRODUCTS INDUSTRIES	RUBBER & PLASTIC PROD. IND	LEATHER INDUSTRIES	TEXTILE INDUSTRIES	KNITTING MILLS	CLOTHING INDUSTRIES	WOOD	FURNITURE, FIXTURE INDUSTRIES
1	GRAINS	--	0.0062	0.0002	0.0060	0.0002	0.0004	0.0035	0.0005
2	LIVE ANIMALS	--	0.0062	0.0002	0.0060	0.0002	0.0004	0.0035	0.0005
3	OTHER AGRICULTURAL PRODUCTS	--	0.0062	0.0002	0.0060	0.0002	0.0004	0.0035	0.0005
4	FORESTRY PRODUCTS	--	0.0071	0.0004	0.0054	0.0003	0.0006	0.0218	0.0009
5	FISH LANDINGS	--	0.0048	0.0002	0.0328	0.0009	0.0009	0.0128	0.0012
6	HUNTING & TRAPPING PRODUCTS	--	0.0048	0.0002	0.0328	0.0009	0.0009	0.0128	0.0012
7	IRON ORES & CONCENTRATES	--	0.0054	0.0003	0.0027	0.0001	0.0004	0.0024	0.0005
8	OTHER METAL ORES & CONCENTRATES	--	0.0055	0.0003	0.0028	0.0002	0.0004	0.0027	0.0006
9	COAL	--	0.0026	0.0001	0.0013	0.0001	0.0002	0.0024	0.0004
10	CRUDE MINERAL OILS	--	0.0026	0.0001	0.0013	0.0001	0.0002	0.0024	0.0004
11	NATURAL GAS	--	0.0026	0.0001	0.0013	0.0001	0.0002	0.0024	0.0004
12	NON-METALLIC MINERALS	--	0.0066	0.0003	0.0080	0.0003	0.0006	0.0052	0.0008
13	SERVICES INCIDENTAL TO MINING	--	0.0064	0.0004	0.0028	0.0002	0.0005	0.0020	0.0007
14	MEAT PRODUCTS	0.0005	0.0017	0.0003	0.0067	0.0003	0.0007	0.0051	0.0007
15	DAIRY PRODUCTS	0.0001	0.0092	0.0003	0.0072	0.0003	0.0004	0.0054	0.0007
16	FISH PRODUCTS	0.0001	0.0093	0.0003	0.0072	0.0003	0.0004	0.0055	0.0007
17	FRUITS & VEGETABLES PREPARATIONS	0.0001	0.0093	0.0003	0.0072	0.0003	0.0004	0.0055	0.0007
18	FEEDS	0.0001	0.0093	0.0003	0.0072	0.0003	0.0004	0.0054	0.0007
19	FLOUR, WHEAT MEAL & OTHER CEREALS	0.0001	0.0093	0.0003	0.0072	0.0003	0.0004	0.0055	0.0007
20	BREAKFAST CEREAL & BAKERY PROD.	0.0001	0.0092	0.0003	0.0071	0.0003	0.0004	0.0054	0.0007
21	SUGAR	0.0001	0.0093	0.0003	0.0072	0.0003	0.0004	0.0055	0.0007
22	MISC. FOOD PRODUCTS	0.0001	0.0093	0.0003	0.0072	0.0003	0.0004	0.0054	0.0007
23	SOFT DRINKS	0.0001	0.0093	0.0003	0.0072	0.0003	0.0004	0.0055	0.0007
24	ALCOHOLIC BEVERAGES	0.0001	0.0093	0.0003	0.0072	0.0003	0.0004	0.0055	0.0007
25	TOBACCO PROCESSED UNMANUFACTURED	1.2862	0.0078	0.0003	0.0118	0.0003	0.0004	0.0096	0.0008
26	CIGARETTES & TOBACCO MFG.	1.2862	0.0078	0.0003	0.0118	0.0003	0.0004	0.0096	0.0008
27	TIRES & TUBES	--	1.0142	0.0040	0.0641	0.0076	0.0026	0.0050	0.0007
28	OTHER RUBBER PRODUCTS	--	0.9471	0.0242	0.0740	0.0074	0.0043	0.0155	0.0012
29	PLASTIC FABRICATED PRODUCTS	--	0.8081	0.0072	0.0632	0.0064	0.0023	0.0192	0.0079
30	LEATHER & LEATHER PRODUCTS	0.0001	0.0741	1.674	0.0370	0.0085	0.0090	0.0090	0.0013
31	YARNS & MAN-MADE FIBRES	--	0.0139	0.0009	1.2393	0.0176	0.0161	0.0037	0.0012
32	FABRICS	--	0.0180	0.0011	1.1499	0.1559	0.0198	0.0036	0.0019
33	OTHER TEXTILE PRODUCTS	--	0.0303	0.0024	1.1908	0.0303	0.0255	0.0049	0.0116
34	HOSIERY & KNITTED WEAR	--	0.0101	0.0035	0.3742	0.0024	0.0026	0.0026	0.0010
35	CLOTHING & ACCESSORIES	--	0.0231	0.0115	0.3065	0.0519	0.9904	0.0027	0.0014
36	LUMBER & TIMBER	--	0.0082	0.0004	0.0040	0.0003	0.0005	1.0847	0.0052
37	VENER & PLYWOOD	--	0.0081	0.0004	0.0047	0.0003	0.0005	1.1117	0.0025
38	OTHER WOOD FABRICATED MATERIALS	--	0.0094	0.0007	0.0085	0.0007	0.0006	1.0247	0.0539
39	FURNITURE & FIXTURES	--	0.0338	0.0044	0.0616	0.0075	0.0014	0.1055	0.9231
40	PULP	--	0.0096	0.0003	0.0122	0.0005	0.0005	0.0425	0.0025
41	NEWSPRINT & OTHER PAPER STOCK	--	0.0096	0.0004	0.0124	0.0005	0.0005	0.0452	0.0025
42	PAPER PRODUCTS	--	0.0492	0.0015	0.0229	0.0009	0.0007	0.0412	0.0026
43	PRINTING & PUBLISHING	--	0.0067	0.0002	0.0071	0.0006	0.0003	0.0104	0.0008
44	ADVERTISING, PRINT MEDIA	--	0.0045	0.0002	0.0069	0.0006	0.0003	0.0095	0.0007
45	IRON & STEEL PRODUCTS	--	0.0054	0.0001	0.0026	0.0002	0.0004	0.0045	0.0010
46	ALUMINUM PRODUCTS	--	0.0054	0.0003	0.0025	0.0002	0.0004	0.0049	0.0010
47	COPPER & COPPER ALLOY PRODUCTS	--	0.0051	0.0003	0.0025	0.0002	0.0004	0.0045	0.0009
48	NICKEL PRODUCTS	--	0.0050	0.0003	0.0025	0.0001	0.0004	0.0045	0.0009
49	OTHER NON-FERROUS METAL PRODUCTS	--	0.0060	0.0004	0.0038	0.0002	0.0004	0.0050	0.0011
50	BOILERS, TANKS & PLATES	--	0.0073	0.0003	0.0034	0.0002	0.0003	0.0058	0.0014
51	FABRICATED STRUCTURAL METAL PROD.	--	0.0074	0.0003	0.0036	0.0002	0.0003	0.0065	0.0053
52	OTHER METAL FABRICATED PRODUCTS	--	0.0106	0.0003	0.0055	0.0003	0.0004	0.0087	0.0043
53	AGRICULTURAL MACHINERY	--	0.0141	0.0004	0.0036	0.0003	0.0004	0.0061	0.0014
54	OTHER INDUSTRIAL MACHINERY	0.0002	0.0151	0.0004	0.0083	0.0004	0.0006	0.0079	0.0022
55	MOTOR VEHICLES	--	0.0221	0.0006	0.0177	0.0010	0.0006	0.0084	0.0018
56	MOTOR VEHICLE PARTS	--	0.0311	0.0006	0.0282	0.0011	0.0008	0.0080	0.0018
57	OTHER TRANSPORT EQUIPMENT	--	0.0279	0.0006	0.0171	0.0010	0.0006	0.0074	0.0029
58	APPLIANCES & RECEIVERS, HOUSEHOLD	--	0.0227	0.0006	0.0059	0.0005	0.0004	0.0056	0.0063
59	OTHER ELECTRICAL PRODUCTS	--	0.0191	0.0005	0.0063	0.0005	0.0004	0.0061	0.0140
60	CEMENT & CONCRETE PRODUCTS	--	0.0083	0.0004	0.0061	0.0004	0.0005	0.0051	0.0009
61	OTHER NON-METALLIC MINERAL PROD.	--	0.0163	0.0005	0.0161	0.0006	0.0006	0.0055	0.0021
62	GASOLINE & FUEL OIL	--	0.0040	0.0002	0.0018	0.0001	0.0002	0.0031	0.0005
63	OTHER PETROLEUM & COAL PROD.	--	0.0053	0.0002	0.0027	0.0001	0.0001	0.0058	0.0006
64	INDUSTRIAL CHEMICALS	--	0.0274	0.0005	0.0116	0.0005	0.0005	0.0058	0.0008
65	FERTILIZERS	--	0.0119	0.0004	0.0077	0.0003	0.0005	0.0055	0.0008
66	PHARMACEUTICALS	--	0.0149	0.0004	0.0071	0.0004	0.0004	0.0054	0.0008
67	OTHER CHEMICAL PRODUCTS	--	0.0223	0.0006	0.0111	0.0005	0.0005	0.0092	0.0008
68	SCIENTIFIC EQUIPMENT	--	0.0188	0.0028	0.0218	0.0017	0.0011	0.0180	0.0022
69	OTHER MANUFACTURED PRODUCTS	--	0.0778	0.0068	0.0455	0.0025	0.0048	0.0261	0.0185
70	RESIDENTIAL CONSTRUCTION	--	0.0114	0.0004	0.0069	0.0004	0.0004	0.0508	0.0036
71	NON-RESIDENTIAL CONSTRUCTION	--	0.0114	0.0004	0.0069	0.0004	0.0004	0.0508	0.0036
72	REPAIR CONSTRUCTION	--	0.0114	0.0004	0.0069	0.0004	0.0004	0.0508	0.0036
73	PIPELINE TRANSPORTATION	--	0.0102	0.0003	0.0036	0.0002	0.0004	0.0033	0.0006
74	TRANSPORTATION & STORAGE	--	0.0102	0.0003	0.0036	0.0002	0.0004	0.0041	0.0006
75	RADIO & TELEVISION BROADCASTING	--	0.0024	0.0001	0.0016	0.0001	0.0002	0.0025	0.0005
76	TELEPHONE & TELEGRAPH	--	0.0024	0.0001	0.0016	0.0001	0.0002	0.0025	0.0005
77	POSTAL SERVICES	--	0.0024	0.0001	0.0016	0.0001	0.0002	0.0025	0.0005
78	ELECTRIC POWER	--	0.0014	0.0001	0.0008	--	0.0003	0.0029	0.0003
79	OTHER UTILITIES	--	0.0015	0.0001	0.0010	0.0001	0.0001	0.0033	0.0003
80	WHOLESALE MARGINS	0.0006	0.0117	0.0011	0.0062	0.0006	0.0022	0.0077	0.0021
81	RETAIL MARGINS	--	0.0052	0.0003	0.0031	0.0003	0.0023	0.0033	0.0005
82	IMPUTED RENT OWNER OCCUP. DWEL.	--	0.0018	0.0001	0.0011	0.0001	0.0001	0.0079	0.0006
83	OTHER FINANCIALS, REAL ESTATE	--	0.0034	0.0003	0.0022	0.0002	0.0004	0.0035	0.0006
84	BUSINESS SERVICES	--	0.0038	0.0002	0.0019	0.0001	0.0002	0.0015	0.0004
85	EDUCATION SERVICES	--	0.0039	0.0003	0.0096	0.0003	0.0005	0.0015	0.0007
86	HEALTH SERVICES	--	0.0039	0.0003	0.0096	0.0003	0.0005	0.0015	0.0007
87	AMUSEMENT & RECREATION SERVICES	--	0.0070	0.0016	0.0045	0.0003	0.0006	0.0040	0.0011
88	ACCOMMODATION & FOOD SERVICES	0.0001	0.0053	0.0003	0.0153	0.0005	0.0015	0.0034	0.0012
89	OTHER PERSONAL & MISC. SERVICES	--	0.0068	0.0011	0.0073	0.0007	0.0010	0.0101	0.0091
90	TRANSPORTATION MARGINS	--	0.0100	0.0003	0.0035	0.0002	0.0003	0.0041	0.0006
91	OPERATING OFFICE LAB & FOOD	0.0001	0.0376	0.0022	0.0180	0.0009	0.0030	0.0074	0.0027
92	TRAVEL, ADVERTISING & PROMOTION	--	0.0075	0.0003	0.0059	0.0004	0.0006	0.0048	0.0011

TABLE 53. IMPACT (INVERSE) MATRIX (AGGREGATION - M), 1966 - CONTINUED

NO.	COMMODITY AGGREGATION - M	PAPER & ALLIED INDUSTRIES	PRINTING & PUBLISHING	PRIMARY METAL INDUSTRIES	METAL FABRICATING INDUSTRIES	MACHINERY INDUSTRIES	TRANS. EQUIPMENT INDUSTRIES	ELECTRICAL PRODUCTS INDUSTRIES	NON-METAL MINERAL PROD. IND.
1	GRAINS.....	0.0115	0.0079	0.0081	0.0131	0.0067	0.0051	0.0054	0.0017
2	LIVE ANIMALS.....	0.0115	0.0079	0.0081	0.0131	0.0067	0.0051	0.0054	0.0017
3	OTHER AGRICULTURAL PRODUCTS.....	0.0117	0.0080	0.0081	0.0132	0.0067	0.0051	0.0055	0.0018
4	FORESTRY PRODUCTS.....	0.0127	0.0136	0.0116	0.0222	0.0104	0.0110	0.0096	0.0039
5	FISH LANDINGS.....	0.0061	0.0046	0.0145	0.0155	0.0102	0.0540	0.0275	0.0035
6	HUNTING & TRAPPING PRODUCTS.....	0.0061	0.0046	0.0145	0.0155	0.0102	0.0540	0.0275	0.0035
7	IRON ORES & CONCENTRATES.....	0.0104	0.0100	0.0616	0.0169	0.0121	0.0079	0.0076	0.0044
8	OTHER METAL ORES & CONCENTRATES.....	0.0106	0.0101	0.1144	0.0175	0.0119	0.0079	0.0077	0.0048
9	COAL.....	0.0056	0.0082	0.0073	0.0097	0.0086	0.0040	0.0047	0.0030
10	CRUDE MINERAL OILS.....	0.0056	0.0082	0.0073	0.0097	0.0086	0.0040	0.0047	0.0030
11	NATURAL GAS.....	0.0056	0.0082	0.0073	0.0097	0.0086	0.0040	0.0047	0.0030
12	NON-METALLIC MINERALS.....	0.0287	0.0125	0.0117	0.0152	0.0121	0.0072	0.0078	0.0290
13	SERVICES INCIDENTAL TO MINING.....	0.0128	0.0165	0.0274	0.0183	0.0183	0.0092	0.0149	0.0026
14	MEAT PRODUCTS.....	0.0418	0.0203	0.0110	0.0235	0.0063	0.0071	0.0066	0.0084
15	DAIRY PRODUCTS.....	0.0456	0.0212	0.0118	0.0259	0.0065	0.0075	0.0069	0.0095
16	FISH PRODUCTS.....	0.0459	0.0212	0.0119	0.0260	0.0065	0.0076	0.0069	0.0095
17	FRUITS & VEGETABLES PREPARATIONS.....	0.0458	0.0212	0.0119	0.0260	0.0065	0.0075	0.0069	0.0095
18	FEEDS.....	0.0458	0.0212	0.0118	0.0260	0.0065	0.0075	0.0069	0.0096
19	FLOUR, WHEAT MEAL & OTHER CEREALS.....	0.0459	0.0212	0.0118	0.0260	0.0065	0.0076	0.0069	0.0095
20	BREAKFAST CEREAL & BAKERY PROD.....	0.0454	0.0212	0.0117	0.0257	0.0065	0.0075	0.0069	0.0094
21	SUGAR.....	0.0459	0.0212	0.0118	0.0260	0.0065	0.0076	0.0069	0.0095
22	MISC. FOOD PRODUCTS.....	0.0452	0.0210	0.0118	0.0257	0.0065	0.0075	0.0069	0.0094
23	SOFT DRINKS.....	0.0459	0.0212	0.0118	0.0260	0.0065	0.0076	0.0069	0.0095
24	ALCOHOLIC BEVERAGES.....	0.0459	0.0212	0.0118	0.0260	0.0065	0.0076	0.0069	0.0095
25	TOBACCO PROCESSED UNMANUFACTURED.....	0.0968	0.0316	0.0075	0.0132	0.0054	0.0050	0.0048	0.0029
26	CIGARETTES & TOBACCO MFG.....	0.0968	0.0316	0.0075	0.0132	0.0054	0.0050	0.0048	0.0029
27	TIRES & TUBES.....	0.0435	0.0215	0.0161	0.0166	0.0053	0.0059	0.0054	0.0055
28	OTHER RUBBER PRODUCTS.....	0.0428	0.0213	0.0191	0.0235	0.0055	0.0103	0.0083	0.0179
29	PLASTIC FABRICATED PRODUCTS.....	0.1104	0.0207	0.0304	0.0444	0.0069	0.0116	0.0114	0.0153
30	LEATHER & LEATHER PRODUCTS.....	0.0388	0.0194	0.0126	0.0232	0.0082	0.0070	0.0075	0.0043
31	YARNS & MAN-MADE FIBRIS.....	0.0381	0.0154	0.0102	0.0140	0.0051	0.0055	0.0056	0.0041
32	FABRICS.....	0.0383	0.0153	0.0095	0.0131	0.0050	0.0053	0.0054	0.0036
33	OTHER TEXTILE PRODUCTS.....	0.0454	0.0152	0.0131	0.0170	0.0051	0.0055	0.0077	0.0048
34	HOSIERY & KNITTED WEAR.....	0.0293	0.0138	0.0063	0.0088	0.0041	0.0043	0.0043	0.0023
35	CLOTHING & ACCESSORIES.....	0.0232	0.0144	0.0067	0.0080	0.0042	0.0046	0.0047	0.0024
36	LUMBER & TIMBER.....	0.0374	0.0135	0.0139	0.0241	0.0087	0.0093	0.0089	0.0073
37	VENEER & PLYWOOD.....	0.0183	0.0135	0.0139	0.0242	0.0088	0.0092	0.0089	0.0074
38	OTHER WOOD FABRICATED MATERIALS.....	0.0474	0.0137	0.0164	0.0282	0.0088	0.0091	0.0097	0.0092
39	FURNITURE & FIXTURES.....	0.0344	0.0147	0.0024	0.0048	0.0146	0.0103	0.0252	0.0096
40	PULP.....	1.1633	0.0143	0.0145	0.0174	0.0061	0.0065	0.0063	0.0065
41	NEWSPRINT & OTHER PAPER STOCK.....	1.1556	0.0153	0.0147	0.0175	0.0061	0.0066	0.0063	0.0080
42	PAPER PRODUCTS.....	0.9962	0.0503	0.0205	0.0331	0.0062	0.0066	0.0068	0.0079
43	PRINTING & PUBLISHING.....	0.2398	1.0428	0.0100	0.0095	0.0058	0.0051	0.0047	0.0029
44	ADVERTISING PRINT MEDIA.....	0.2141	1.0813	0.0092	0.0082	0.0046	0.0042	0.0046	0.0028
45	IRON & STEEL PRODUCTS.....	0.0122	0.0097	1.1055	0.1019	0.0204	0.0153	0.0100	0.0115
46	ALUMINUM PRODUCTS.....	0.0120	0.0096	1.1608	0.0439	0.0095	0.0084	0.0142	0.0110
47	COPPER & COPPER ALLOY PRODUCTS.....	0.0119	0.0095	1.1711	0.0371	0.0095	0.0091	0.0152	0.0110
48	NICKEL PRODUCTS.....	0.0118	0.0095	1.1762	0.0379	0.0095	0.0090	0.0094	0.0110
49	OTHER NON-FERROUS METAL PRODUCTS.....	0.0137	0.0104	1.0450	0.0943	0.0228	0.0187	0.0337	0.0112
50	BOILERS, TANKS & PLATES.....	0.0174	0.0125	0.2513	1.0594	0.0510	0.0237	0.0399	0.0088
51	FABRICATED STRUCTURAL METAL PROD.....	0.0177	0.0121	0.3541	0.9581	0.0328	0.0243	0.0229	0.0125
52	OTHER METAL FABRICATED PRODUCTS.....	0.0177	0.0126	0.2653	0.9803	0.0374	0.0486	0.0620	0.0102
53	AGRICULTURAL MACHINERY.....	0.0124	0.0147	0.1456	0.1137	0.9834	0.0306	0.0620	0.0052
54	OTHER INDUSTRIAL MACHINERY.....	0.0230	0.0150	0.1747	0.2417	0.7502	0.0661	0.0660	0.0071
55	MOTOR VEHICLES.....	0.0122	0.0122	0.1009	0.0589	0.0160	1.1611	0.0292	0.0145
56	MOTOR VEHICLE PARTS.....	0.0172	0.0124	0.1128	0.0925	0.0120	1.0754	0.0373	0.0165
57	OTHER TRANSPORT EQUIPMENT.....	0.0127	0.0124	0.1138	0.0919	0.0413	1.0597	0.0285	0.0145
58	APPLIANCES & RECEIVERS, HOUSEHOLD.....	0.0205	0.0158	0.1623	0.0765	0.0332	0.0178	1.0771	0.0098
59	OTHER ELECTRICAL PRODUCTS.....	0.0202	0.0156	0.1539	0.0651	0.0429	0.0413	0.9808	0.0117
60	CEMENT & CONCRETE PRODUCTS.....	0.0325	0.0144	0.0200	0.0206	0.0076	0.0074	0.0092	1.1282
61	OTHER NON-METALLIC MINERAL PROD.....	0.0383	0.0146	0.0224	0.0291	0.0076	0.0086	0.0104	1.0833
62	GASOLINE & FUEL OIL.....	0.0088	0.0104	0.0095	0.0144	0.0059	0.0050	0.0050	0.0037
63	OTHER PETROLEUM & COAL PROD.....	0.0382	0.0124	0.0551	0.0184	0.0064	0.0052	0.0053	0.0050
64	INDUSTRIAL CHEMICALS.....	0.0550	0.0284	0.0531	0.0236	0.0064	0.0066	0.0067	0.0130
65	FERTILIZERS.....	0.0394	0.0231	0.0181	0.0205	0.0085	0.0069	0.0072	0.0089
66	PHARMACEUTICALS.....	0.0446	0.0291	0.0222	0.0236	0.0064	0.0065	0.0066	0.0123
67	OTHER CHEMICAL PRODUCTS.....	0.0450	0.0284	0.0293	0.0304	0.0065	0.0064	0.0093	0.0181
68	SCIENTIFIC EQUIPMENT.....	0.0339	0.0224	0.0903	0.0582	0.0176	0.0262	0.1863	0.0187
69	OTHER MANUFACTURED PRODUCTS.....	0.0514	0.0251	0.0728	0.0778	0.0081	0.0108	0.0248	0.0204
70	RESIDENTIAL CONSTRUCTION.....	0.0182	0.0087	0.0750	0.1008	0.0159	0.0108	0.0392	0.0685
71	NON-RESIDENTIAL CONSTRUCTION.....	0.0182	0.0087	0.0750	0.1008	0.0159	0.0108	0.0392	0.0685
72	REPAIR CONSTRUCTION.....	0.0182	0.0087	0.0750	0.1008	0.0159	0.0108	0.0392	0.0685
73	PIPELINE TRANSPORTATION.....	0.0085	0.0103	0.0108	0.0136	0.0058	0.0216	0.0079	0.0048
74	TRANSPORTATION & STORAGE.....	0.0085	0.0104	0.0108	0.0136	0.0058	0.0215	0.0079	0.0048
75	RADIO & TELEVISION BROADCASTING.....	0.0060	0.0134	0.0073	0.0080	0.0036	0.0036	0.0193	0.0032
76	TELEPHONE & TELEGRAPH.....	0.0060	0.0134	0.0073	0.0080	0.0036	0.0036	0.0193	0.0032
77	POSTAL SERVICES.....	0.0060	0.0134	0.0073	0.0080	0.0036	0.0036	0.0193	0.0032
78	ELECTRIC POWER.....	0.0061	0.0037	0.0177	0.0069	0.0022	0.0022	0.0131	0.0037
79	OTHER UTILITIES.....	0.0120	0.0038	0.0050	0.0068	0.0022	0.0018	0.0031	0.0036
80	WHOLESALE MARGINS.....	0.0249	0.0269	0.0218	0.0295	0.0249	0.0376	0.0318	0.0077
81	RETAIL MARGINS.....	0.0227	0.0165	0.0061	0.0109	0.0052	0.0046	0.0051	0.0022
82	IMPUTED RENT OWNER OCCUP. DWEL.....	0.0029	0.0015	0.0117	0.0157	0.0025	0.0017	0.0061	0.0106
83	OTHER FINANCE, INS. REAL ESTATE.....	0.0088	0.0164	0.0074	0.0111	0.0064	0.0045	0.0058	0.0041
84	BUSINESS SERVICES.....	0.0092	0.0174	0.0141	0.0128	0.0077	0.0147	0.0093	0.0016
85	EDUCATION SERVICES.....	0.0082	0.0114	0.0056	0.0084	0.0051	0.0043	0.0064	0.0018
86	HEALTH SERVICES.....	0.0082	0.0114	0.0056	0.0084	0.0051	0.0043	0.0064	0.0018
87	AMUSEMENT & RECREATION SERVICES.....	0.0159	0.0309	0.0106	0.0182	0.0089	0.0079	0.0096	0.0035
88	ACCOMMODATION & FOOD SERVICES.....	0.0262	0.0129	0.0076	0.0124	0.0056	0.0057	0.0062	0.0050
89	OTHER PERSONAL & MISC. SERVICES.....	0.0175	0.0164	0.0177	0.0325	0.0167	0.0130	0.0252	0.0055
90	TRANSPORTATION MARGINS.....	0.0084	0.0102	0.0106	0.0134	0.0057	0.0211	0.0077	0.0044
91	OPERATING, OFFICE, LAB. & FOOD.....	0.0682	0.0637	0.0428	0.0826	0.0469	0.0433	0.0461	0.0097
92	TRAVEL, ADVERTISING & PROMOTION.....	0.0630	0.2616	0.0096	0.0115	0.0103	0.0127	0.0083	0.0035

TABLE 53. IMPACT (INVERSE) MATRIX (AGGREGATION - M), 1966 - CONTINUED

NO.	COMMODITY AGGREGATION - M	PETROLEUM & COAL PROD. IND.	CHEMICAL & CHEMICAL PROD. IND.	MISC. MANUFAC- TURING	CONSTR. INDUSTRY	TRANS. & STORAGE	COMMUNI- CATION	ELIC. POWER GAS, OTHER UTILITIES	WHOLESALE TRADE
1	GRAINS.....	0.0360	0.0395	0.0026	0.0277	0.0360	0.0083	0.0124	0.0348
2	LIVE ANIMALS.....	0.0360	0.0395	0.0026	0.0278	0.0360	0.0083	0.0124	0.0348
3	OTHER AGRICULTURAL PRODUCTS.....	0.0358	0.0393	0.0026	0.0277	0.0364	0.0084	0.0124	0.0348
4	FORESTRY PRODUCTS.....	0.0246	0.0152	0.0042	0.0293	0.0249	0.0118	0.0072	0.0331
5	FISH LANDINGS.....	0.0395	0.0113	0.0088	0.0076	0.0340	0.0073	0.0041	0.0287
6	HUNTING & TRAPPING PRODUCTS.....	0.0395	0.0113	0.0088	0.0076	0.0340	0.0073	0.0041	0.0287
7	IRON ORES & CONCENTRATES.....	0.0127	0.0306	0.0034	0.0224	0.0319	0.0073	0.0265	0.0285
8	OTHER METAL ORES & CONCENTRATES.....	0.0129	0.0304	0.0099	0.0221	0.0328	0.0075	0.0265	0.0299
9	COAL.....	0.0059	0.0090	0.0017	0.0347	0.0159	0.0121	0.0177	0.0134
10	CRUDE MINERAL OILS.....	0.0059	0.0090	0.0017	0.0347	0.0159	0.0121	0.0177	0.0134
11	NATURAL GAS.....	0.0061	0.0090	0.0017	0.0347	0.0159	0.0121	0.0177	0.0134
12	NON-METALLIC MINERALS.....	0.0214	0.0334	0.0045	0.0171	0.0363	0.0095	0.0251	0.0317
13	SERVICES INCIDENTAL TO MINING.....	0.0212	0.0166	0.0041	0.0085	0.0569	0.0140	0.0133	0.0351
14	MEAT PRODUCTS.....	0.0202	0.0401	0.0048	0.0167	0.0619	0.0170	0.0144	0.0411
15	DAIRY PRODUCTS.....	0.0212	0.0334	0.0050	0.0168	0.0680	0.0150	0.0131	0.0565
16	FISH PRODUCTS.....	0.0213	0.0400	0.0051	0.0168	0.0680	0.0148	0.0133	0.0471
17	FRUITS & VEGETABLES PREPARATIONS.....	0.0213	0.0385	0.0051	0.0168	0.0680	0.0149	0.0132	0.0489
18	FEEDS.....	0.0212	0.0335	0.0051	0.0168	0.0680	0.0149	0.0132	0.0502
19	FLOUR, WHEAT MEAL & OTHER CEREALS.....	0.0213	0.0336	0.0051	0.0169	0.0680	0.0148	0.0132	0.0452
20	BREAKFAST CEREAL & BAKERY PROD.....	0.0212	0.0331	0.0050	0.0167	0.0679	0.0151	0.0131	0.0647
21	SUGAR.....	0.0213	0.0336	0.0051	0.0169	0.0680	0.0148	0.0132	0.0452
22	MISC. FOOD PRODUCTS.....	0.0216	0.0401	0.0051	0.0170	0.0673	0.0147	0.0133	0.0469
23	SOFT DRINKS.....	0.0213	0.0336	0.0051	0.0169	0.0680	0.0148	0.0132	0.0452
24	ALCOHOLIC BEVERAGES.....	0.0213	0.0336	0.0051	0.0169	0.0680	0.0148	0.0132	0.0452
25	TOBACCO PROCESSED UNMANUFACTURED.....	0.0168	0.0205	0.0067	0.0173	0.0497	0.0156	0.0105	0.0304
26	CIGARETTES & TOBACCO MFG.....	0.0168	0.0205	0.0067	0.0173	0.0497	0.0156	0.0105	0.0304
27	TIRES & TUBES.....	0.0123	0.1793	0.0064	0.0100	0.0490	0.0179	0.0150	0.0476
28	OTHER RUBBER PRODUCTS.....	0.0122	0.1742	0.0286	0.0101	0.0488	0.0177	0.0150	0.0480
29	PLASTIC FABRICATED PRODUCTS.....	0.0133	0.1795	0.0370	0.0108	0.0512	0.0175	0.0165	0.0396
30	LEATHER & LEATHER PRODUCTS.....	0.0091	0.0554	0.0170	0.0102	0.0469	0.0173	0.0103	0.0621
31	YARNS & MAN MADE FIBRES.....	0.0113	0.1097	0.0115	0.0108	0.0478	0.0134	0.0141	0.0436
32	FABRICS.....	0.0102	0.0678	0.0135	0.0103	0.0469	0.0132	0.0131	0.0428
33	OTHER TEXTILE PRODUCTS.....	0.0107	0.0745	0.0139	0.0106	0.0423	0.0135	0.0137	0.0505
34	HOSIERY & KNITTED WEAR.....	0.0070	0.0410	0.0109	0.0080	0.0327	0.0133	0.0094	0.0370
35	CLOTHING & ACCESSORIES.....	0.0064	0.0288	0.0203	0.0072	0.0301	0.0139	0.0077	0.0533
36	LUMBER & TIMBER.....	0.0173	0.0245	0.0042	0.0197	0.0823	0.0132	0.0146	0.0458
37	VENER & PLYWOOD.....	0.0172	0.0242	0.0058	0.0197	0.0822	0.0132	0.0143	0.0451
38	OTHER WOOD FABRICATED MATERIALS.....	0.0169	0.0281	0.0058	0.0191	0.0801	0.0134	0.0148	0.0471
39	FURNITURE & FIXTURES.....	0.0086	0.0345	0.0210	0.0104	0.0470	0.0158	0.0129	0.0622
40	PULP.....	0.0227	0.0489	0.0042	0.0168	0.0772	0.0120	0.0347	0.0341
41	NEWSPRINT & OTHER PAPER STOCK.....	0.0227	0.0494	0.0053	0.0168	0.0771	0.0121	0.0356	0.0342
42	PAPER PRODUCTS.....	0.0209	0.0542	0.0521	0.0159	0.0727	0.0135	0.0322	0.0414
43	PRINTING & PUBLISHING.....	0.0091	0.0296	0.0055	0.0104	0.0439	0.0122	0.0131	0.0252
44	ADVERTISING PRINT MEDIA.....	0.0087	0.0271	0.0055	0.0113	0.0429	0.0129	0.0126	0.0234
45	IRON & STEEL PRODUCTS.....	0.0171	0.0230	0.0054	0.0158	0.0475	0.0099	0.0258	0.0559
46	ALUMINUM PRODUCTS.....	0.0176	0.0233	0.0064	0.0162	0.0478	0.0096	0.0266	0.0566
47	COPPER & COPPER ALLOY PRODUCTS.....	0.0177	0.0231	0.0054	0.0163	0.0479	0.0095	0.0268	0.0568
48	NICKEL PRODUCTS.....	0.0178	0.0244	0.0054	0.0163	0.0479	0.0094	0.0269	0.0568
49	OTHER NON-FERROUS METAL PRODUCTS.....	0.0168	0.0346	0.0318	0.0156	0.0475	0.0105	0.0251	0.0550
50	BOILERS, TANKS & PLATES.....	0.0088	0.0227	0.0051	0.0102	0.0425	0.0153	0.0131	0.0437
51	FABRICATED STRUCTURAL METAL PROD.....	0.0099	0.0229	0.0072	0.0109	0.0433	0.0145	0.0148	0.0457
52	OTHER METAL FABRICATED PRODUCTS.....	0.0091	0.0249	0.0092	0.0103	0.0429	0.0154	0.0134	0.0476
53	AGRICULTURAL MACHINERY.....	0.0074	0.0178	0.0058	0.0094	0.0387	0.0109	0.0095	0.0463
54	OTHER INDUSTRIAL MACHINERY.....	0.0082	0.0220	0.0136	0.0098	0.0401	0.0179	0.0108	0.0454
55	MOTOR VEHICLES.....	0.0068	0.0184	0.0080	0.0082	0.0416	0.0147	0.0092	0.0375
56	MOTOR VEHICLE PARTS.....	0.0071	0.0210	0.0112	0.0084	0.0419	0.0148	0.0097	0.0379
57	OTHER TRANSPORT EQUIPMENT.....	0.0074	0.0197	0.0114	0.0089	0.0550	0.0149	0.0095	0.0382
58	APPLIANCES & RECEIVERS/HOUSEHOLD.....	0.0080	0.0324	0.0143	0.0102	0.0424	0.0235	0.0112	0.0402
59	OTHER ELECTRICAL PRODUCTS.....	0.0078	0.0299	0.0207	0.0114	0.0430	0.0064	0.0109	0.0395
60	CEMENT & CONCRETE PRODUCTS.....	0.0185	0.0329	0.0062	0.0151	0.0630	0.0136	0.0285	0.0385
61	OTHER NON-METALLIC MINERAL PROD.....	0.0184	0.0360	0.0065	0.0149	0.0625	0.0137	0.0281	0.0432
62	GASOLINE & FUEL OIL.....	0.0123	0.0355	0.0043	0.0171	0.0923	0.0104	0.0154	0.0155
63	OTHER PETROLEUM & COAL PROD.....	0.0297	0.1647	0.0045	0.0332	0.0792	0.0118	0.0194	0.0202
64	INDUSTRIAL CHEMICALS.....	0.0324	1.1047	0.0097	0.0163	0.0864	0.0205	0.0278	0.0410
65	FERTILIZERS.....	0.0276	0.7411	0.0066	0.0159	0.0558	0.0165	0.0272	0.0391
66	PHARMACEUTICALS.....	0.0309	1.1510	0.0077	0.0164	0.0671	0.0209	0.0278	0.0407
67	OTHER CHEMICAL PRODUCTS.....	0.0317	1.0826	0.0143	0.0163	0.0665	0.0206	0.0270	0.0410
68	SCIENTIFIC EQUIPMENT.....	0.0093	0.0543	0.0313	0.0107	0.0456	0.0211	0.0114	0.0457
69	OTHER MANUFACTURED PRODUCTS.....	0.0131	0.0795	0.0786	0.0110	0.0478	0.0293	0.0124	0.0750
70	RESIDENTIAL CONSTRUCTION.....	0.0148	0.0205	0.0076	1.0080	0.0512	0.0113	0.0076	0.0586
71	NON-RESIDENTIAL CONSTRUCTION.....	0.0148	0.0205	0.0076	1.0080	0.0512	0.0113	0.0076	0.0586
72	REPAIR CONSTRUCTION.....	0.0148	0.0205	0.0076	1.0080	0.0512	0.0113	0.0076	0.0586
73	PIPELINE TRANSPORTATION.....	0.0354	0.0106	0.0031	0.0436	1.1018	0.0190	0.0078	0.0292
74	TRANSPORTATION & STORAGE.....	0.0353	0.0106	0.0031	0.0435	1.0955	0.0190	0.0079	0.0292
75	RADIO & TELEVISION BROADCASTING.....	0.0045	0.0046	0.0021	0.0384	0.0556	1.0316	0.0042	0.0102
76	TELEPHONE & TELEGRAPH.....	0.0045	0.0046	0.0021	0.0384	0.0556	1.0316	0.0042	0.0102
77	POSTAL SERVICES.....	0.0045	0.0046	0.0021	0.0384	0.0556	1.0316	0.0042	0.0102
78	ELECTRIC POWER.....	0.0099	0.0032	0.0010	0.0489	0.0217	0.0060	0.9957	0.0096
79	OTHER UTILITIES.....	0.0098	0.0051	0.0011	0.0483	0.0145	0.0061	0.9992	0.0095
80	WHOLESALE MARGINS.....	0.0182	0.0364	0.0129	0.0103	0.0629	0.0295	0.0099	0.8586
81	RETAIL MARGINS.....	0.0110	0.0098	0.0037	0.0144	0.0322	0.0304	0.0232	0.0185
82	IMPLIED RENT OWNER OCUP. DWEL.....	0.0024	0.0032	0.0012	0.1564	0.0081	0.0020	0.0012	0.0092
83	OTHER FINANCE INS. REAL ESTATE.....	0.0072	0.0074	0.0026	0.0474	0.0200	0.0263	0.0076	0.0171
84	BUSINESS SERVICES.....	0.0063	0.0148	0.0027	0.0094	0.0218	0.0493	0.0040	0.0143
85	EDUCATION SERVICES.....	0.0072	0.0250	0.0101	0.0063	0.0165	0.0382	0.0060	0.0200
86	HEALTH SERVICES.....	0.0072	0.0250	0.0101	0.0063	0.0165	0.0382	0.0060	0.0200
87	AMUSEMENT & RECREATION SERVICES.....	0.0089	0.0132	0.0122	0.0231	0.0347	0.0291	0.0209	0.0282
88	ACCOMMODATION & FOOD SERVICES.....	0.0127	0.0151	0.0042	0.0146	0.0413	0.0145	0.0136	0.0310
89	OTHER PERSONAL & MISC. SERVICES.....	0.0118	0.0272	0.0145	0.0289	0.0445	0.0246	0.0195	0.1420
90	TRANSPORTATION MARGINS.....	0.0346	0.0104	0.0030	0.0426	1.0741	0.0106	0.0077	0.0286
91	OPERATING OFFICE, LAB & FOOD.....	0.0106	0.0679	0.0213	0.0112	0.0569	0.0162	0.0110	0.1169
92	TRAVEL, ADVERTISING & PROMOTION.....	0.0284	0.0169	0.0129	0.0175	0.0917	0.0063	0.0092	0.0357

TABLE 53. IMPACT (INVERSE) MATRIX (AGGREGATION - M), 1966 - CONTINUED

NO.	COMMODITY AGGREGATION - M	RETAIL TRADE	OWNER OCCUPIED DWELLINGS	FINANCE, INS. & REAL ESTATE	EDUCATION & HEALTH SERVICES	AMUSEMENT RECREATION SERVICES	SERVICE TO BUSINESS MANAGEMENT	ACCOMMODATION, FOOD SERVICES	PERSONAL & MISC. SERVICES
1	GRAINS.....	0.0145	--	0.0546	--	0.0006	0.0085	0.0031	0.0047
2	LIVE ANIMALS.....	0.0145	--	0.0546	--	0.0006	0.0084	0.0031	0.0047
3	OTHER AGRICULTURAL PRODUCTS.....	0.0163	--	0.0547	--	0.0006	0.0085	0.0031	0.0048
4	FORESTRY PRODUCTS.....	0.0252	--	0.0991	--	0.0008	0.0178	0.0046	0.0187
5	FISH LANDINGS.....	0.0122	--	0.0229	--	0.0004	0.0083	0.0020	0.0052
6	HUNTING & TRAPPING PRODUCTS.....	0.0122	--	0.0229	--	0.0004	0.0083	0.0020	0.0052
7	IRON ORES & CONCENTRATES.....	0.0134	--	0.0420	--	0.0005	0.0188	0.0028	0.0076
8	OTHER METAL ORES & CONCENTRATES.....	0.0132	--	0.0413	--	0.0005	0.0186	0.0029	0.0076
9	COAL.....	0.0080	--	0.1872	--	0.0011	0.0453	0.0044	0.0046
10	CRUDE MINERAL OILS.....	0.0080	--	0.1872	--	0.0011	0.0453	0.0044	0.0046
11	NATURAL GAS.....	0.0080	--	0.1872	--	0.0011	0.0453	0.0044	0.0046
12	NONMETALLIC MINERALS.....	0.0179	--	0.0571	--	0.0006	0.0203	0.0038	0.0114
13	SERVICES INCIDENTAL TO MINING.....	0.0186	--	0.0500	--	0.0009	0.0169	0.0065	0.0097
14	MEAT PRODUCTS.....	0.0667	--	0.0459	--	0.0012	0.0161	0.0105	0.0063
15	DAIRY PRODUCTS.....	0.0229	--	0.0392	--	0.0012	0.0164	0.0110	0.0063
16	FISH PRODUCTS.....	0.0229	--	0.0390	--	0.0012	0.0163	0.0110	0.0063
17	FRUITS & VEGETABLES PREPARATIONS.....	0.0229	--	0.0390	--	0.0012	0.0163	0.0110	0.0063
18	FEEDS.....	0.0229	--	0.0391	--	0.0012	0.0163	0.0110	0.0063
19	FLOUR, WHEAT MEAL & OTHER CEREALS.....	0.0230	--	0.0390	--	0.0012	0.0162	0.0110	0.0063
20	BREAKFAST CEREAL & BAKERY PROD.....	0.0228	--	0.0394	--	0.0012	0.0165	0.0110	0.0063
21	SUGAR.....	0.0230	--	0.0390	--	0.0012	0.0162	0.0110	0.0063
22	MISC. FOOD PRODUCTS.....	0.0255	--	0.0394	--	0.0012	0.0162	0.0109	0.0062
23	SOFT DRINKS.....	0.0230	--	0.0390	--	0.0012	0.0162	0.0110	0.0063
24	ALCOHOLIC BEVERAGES.....	0.0230	--	0.0390	--	0.0012	0.0162	0.0110	0.0063
25	TOBACCO PROCESSED UNMANUFACTURED.....	0.0129	--	0.0442	--	0.0016	0.0185	0.0170	0.0050
26	CIGARETTES & TOBACCO MFG.....	0.0129	--	0.0442	--	0.0016	0.0185	0.0170	0.0050
27	TIRES & TUBES.....	0.0102	--	0.0338	--	0.0013	0.0189	0.0127	0.0050
28	OTHER RUBBER PRODUCTS.....	0.0105	--	0.0337	--	0.0013	0.0188	0.0125	0.0051
29	PLASTIC FABRICATED PRODUCTS.....	0.0107	--	0.0346	--	0.0013	0.0186	0.0119	0.0054
30	LEATHER & LEATHER PRODUCTS.....	0.0255	--	0.0390	--	0.0012	0.0184	0.0108	0.0096
31	YARNS & MAN MADE FIBRES.....	0.0104	--	0.0294	--	0.0009	0.0147	0.0081	0.0054
32	FABRICS.....	0.0102	--	0.0303	--	0.0009	0.0143	0.0077	0.0053
33	OTHER TEXTILE PRODUCTS.....	0.0143	--	0.0300	--	0.0009	0.0146	0.0079	0.0054
34	HOSIERY & KNITTED WEAR.....	0.0114	--	0.0382	--	0.0009	0.0135	0.0075	0.0044
35	CLOTHING & ACCESSORIES.....	0.0154	--	0.0399	--	0.0010	0.0132	0.0084	0.0038
36	LUMBER & TIMBER.....	0.0191	--	0.0618	--	0.0008	0.0152	0.0048	0.0122
37	VENEER & PLYWOOD.....	0.0191	--	0.0619	--	0.0008	0.0152	0.0048	0.0122
38	OTHER WOOD FABRICATED MATERIALS.....	0.0185	--	0.0600	--	0.0008	0.0153	0.0050	0.0117
39	FURNITURE & FIXTURES.....	0.0102	--	0.0363	--	0.0010	0.0153	0.0076	0.0053
40	PULP.....	0.0132	--	0.0436	--	0.0007	0.0148	0.0051	0.0086
41	NEWSPRINT & OTHER PAPER STOCK.....	0.0132	--	0.0436	--	0.0007	0.0148	0.0052	0.0086
42	PAPER PRODUCTS.....	0.0129	--	0.0428	--	0.0008	0.0155	0.0062	0.0082
43	PRINTING & PUBLISHING.....	0.0109	--	0.0407	--	0.0016	0.0216	0.0115	0.0059
44	ADVERTISING, PRINT MEDIA.....	0.0108	--	0.0406	--	0.0016	0.0218	0.0116	0.0058
45	IRON & STEEL PRODUCTS.....	0.0104	--	0.0280	--	0.0006	0.0151	0.0038	0.0061
46	ALUMINUM PRODUCTS.....	0.0105	--	0.0281	--	0.0005	0.0151	0.0036	0.0061
47	COPPER & COPPER ALLOY PRODUCTS.....	0.0105	--	0.0281	--	0.0005	0.0150	0.0036	0.0061
48	NICKEL PRODUCTS.....	0.0105	--	0.0281	--	0.0005	0.0150	0.0036	0.0061
49	OTHER NON FERROUS METAL PRODUCTS.....	0.0105	--	0.0286	--	0.0006	0.0154	0.0043	0.0061
50	BOILERS, TANKS & PLATES.....	0.0098	--	0.0261	--	0.0008	0.0157	0.0062	0.0057
51	FABRICATED STRUCTURAL METAL PROD.....	0.0099	--	0.0262	--	0.0008	0.0157	0.0059	0.0058
52	OTHER METAL FABRICATED PRODUCTS.....	0.0099	--	0.0265	--	0.0008	0.0161	0.0063	0.0057
53	AGRICULTURAL MACHINERY.....	0.0088	--	0.0359	--	0.0010	0.0171	0.0077	0.0047
54	OTHER INDUSTRIAL MACHINERY.....	0.0091	--	0.0343	--	0.0010	0.0173	0.0074	0.0050
55	MOTOR VEHICLES.....	0.0089	--	0.0214	--	0.0008	0.0278	0.0065	0.0050
56	MOTOR VEHICLE PARTS.....	0.0080	--	0.0219	--	0.0008	0.0270	0.0065	0.0050
57	OTHER TRANSPORT EQUIPMENT.....	0.0091	--	0.0221	--	0.0008	0.0268	0.0065	0.0051
58	APPLIANCES & RECEIVERS, HOUSEHOLD.....	0.0094	--	0.0354	--	0.0012	0.0176	0.0089	0.0050
59	OTHER ELECTRICAL PRODUCTS.....	0.0098	--	0.0350	--	0.0022	0.0176	0.0087	0.0050
60	CEMENT & CONCRETE PRODUCTS.....	0.0170	--	0.0310	--	0.0008	0.0161	0.0080	0.0110
61	OTHER NON-METALLIC MINERAL PROD.....	0.0168	--	0.0312	--	0.0008	0.0162	0.0081	0.0108
62	GASOLINE & FUEL OIL.....	0.0083	--	0.0882	--	0.0009	0.0259	0.0058	0.0046
63	OTHER PETROLEUM & COAL PROD.....	0.0092	--	0.0899	--	0.0010	0.0272	0.0070	0.0051
64	INDUSTRIAL CHEMICALS.....	0.0142	--	0.0404	--	0.0017	0.0248	0.0174	0.0070
65	FERTILIZERS.....	0.0161	--	0.0422	--	0.0013	0.0225	0.0126	0.0090
66	PHARMACEUTICALS.....	0.0145	--	0.0407	--	0.0018	0.0252	0.0179	0.0070
67	OTHER CHEMICAL PRODUCTS.....	0.0145	--	0.0405	--	0.0017	0.0247	0.0174	0.0070
68	SCIENTIFIC EQUIPMENT.....	0.0110	--	0.0390	--	0.0015	0.0191	0.0133	0.0056
69	OTHER MANUFACTURED PRODUCTS.....	0.0115	--	0.0397	--	0.0015	0.0192	0.0135	0.0058
70	RESIDENTIAL CONSTRUCTION.....	0.0174	--	0.0292	--	0.0006	0.0305	0.0041	0.0092
71	NON-RESIDENTIAL CONSTRUCTION.....	0.0174	--	0.0292	--	0.0006	0.0305	0.0041	0.0092
72	REPAIR CONSTRUCTION.....	0.0174	--	0.0292	--	0.0006	0.0305	0.0041	0.0092
73	PIPELINE TRANSPORTATION.....	0.0203	--	0.0353	--	0.0009	0.0140	0.0069	0.0102
74	TRANSPORTATION & STORAGE.....	0.0228	--	0.0356	--	0.0009	0.0141	0.0069	0.0103
75	RADIO & TELEVISION BROADCASTING.....	0.0172	--	0.0306	--	0.0239	0.0114	0.0036	0.0041
76	TELEPHONE & TELEGRAPH.....	0.0172	--	0.0306	--	0.0239	0.0114	0.0036	0.0041
77	POSTAL SERVICES.....	0.0172	--	0.0306	--	0.0239	0.0114	0.0036	0.0041
78	ELECTRIC POWER.....	0.0050	--	0.0282	--	0.0003	0.0078	0.0017	0.0031
79	OTHER UTILITIES.....	0.0051	--	0.0289	--	0.0003	0.0079	0.0018	0.0030
80	WHOLESALE MARGINS.....	0.0150	--	0.0562	--	0.0017	0.0256	0.0133	0.0077
81	RETAIL MARGINS.....	0.0087	--	0.0841	--	0.0031	0.0196	0.0128	0.0080
82	IMPUTED RENT OWNER OCCUP. DWEL.....	0.0028	1.0000	0.0136	--	0.0001	0.0050	0.0007	0.0015
83	OTHER FINANCE, INS., REAL ESTATE.....	0.0145	--	1.0529	0.0002	0.0043	0.0300	0.0118	0.0070
84	BUSINESS SERVICES.....	0.0118	--	0.0445	--	0.0029	0.0210	0.0088	0.0075
85	EDUCATION SERVICES.....	0.0166	--	0.0492	1.0000	0.0013	0.0190	0.0039	0.0134
86	HEALTH SERVICES.....	0.0166	--	0.0492	1.0000	0.0013	0.0190	0.0039	0.0134
87	AMUSEMENT & RECREATION SERVICES.....	0.0243	--	0.1564	--	1.0852	0.0279	0.0162	0.0175
88	ACCOMMODATION & FOOD SERVICES.....	0.0792	--	0.0526	--	0.0163	0.0138	0.0210	0.0074
89	OTHER PERSONAL & MISC. SERVICES.....	0.2880	--	0.0795	--	0.0014	0.1532	0.0098	0.3575
90	TRANSPORTATION MARGINS.....	0.0223	--	0.0349	--	0.0009	0.0138	0.0068	0.0101
91	OPERATING, OFFICE, LAB. & FOOD.....	0.0855	--	0.0340	--	0.0010	0.0312	0.0069	0.0510
92	TRAVEL, ADVERTISING & PROMOTION.....	0.0472	--	0.0385	--	0.0143	0.0836	0.1872	0.0133

TABLE 53. IMPACT (INVERSE) MATRIX (AGGREGATION - M), 1966 - CONCLUDED

COMMODITY AGGREGATION - M	TRANS. MARGINS	OPERATING OFFICE LAB & FOOD	TRAVEL PROMOTION ADVIG.
1 GRAINS.....	0.0221	0.0680	0.0150
2 LIVE ANIMALS.....	0.0221	0.0680	0.0150
3 OTHER AGRICULTURAL PRODUCTS.....	0.0222	0.0682	0.0152
4 FORESTRY PRODUCTS.....	0.0104	0.1515	0.0204
5 FISH LANDINGS.....	0.0131	0.0315	0.0100
6 HUNTING & TRAPPING PRODUCTS.....	0.0131	0.0315	0.0100
7 IRON ORES & CONCENTRATES.....	0.0121	0.1187	0.0137
8 OTHER METAL ORES & CONCENTRATES.....	0.0130	0.1187	0.0143
9 COAL.....	0.0046	0.0504	0.0193
10 CRUDE MINERAL OILS.....	0.0046	0.0504	0.0193
11 NATURAL GAS.....	0.0046	0.0504	0.0193
12 NON-METALLIC MINERALS.....	0.0142	0.1258	0.0186
13 SERVICES INCIDENTAL TO MINING.....	0.0123	0.1469	0.0335
14 MEAT PRODUCTS.....	0.0336	0.0647	0.0558
15 DAIRY PRODUCTS.....	0.0381	0.0628	0.0589
16 FISH PRODUCTS.....	0.0384	0.0628	0.0590
17 FRUITS & VEGETABLES PREPARATIONS.....	0.0384	0.0628	0.0589
18 FEEDS.....	0.0383	0.0628	0.0588
19 FLOUR, WHEAT MEAL & OTHER CEREALS.....	0.0385	0.0628	0.0587
20 BREAKFAST CEREAL & BAKERY PROD.....	0.0379	0.0628	0.0590
21 SUGAR.....	0.0385	0.0628	0.0587
22 MISC. FOOD PRODUCTS.....	0.0381	0.0629	0.0581
23 SOFT DRINKS.....	0.0385	0.0628	0.0587
24 ALCOHOLIC BEVERAGES.....	0.0385	0.0628	0.0587
25 TOBACCO PROCESSED UNMANUFACTURED.....	0.0239	0.0523	0.0922
26 CIGARETTES & TOBACCO MFG.....	0.0239	0.0523	0.0922
27 TIRES & TUBES.....	0.0282	0.0527	0.0685
28 OTHER RUBBER PRODUCTS.....	0.0283	0.0537	0.0675
29 PLASTIC FABRICATED PRODUCTS.....	0.0294	0.0565	0.0640
30 LEATHER & LEATHER PRODUCTS.....	0.0270	0.0624	0.0581
31 FURNS & MAN MADE FIBRES.....	0.0267	0.0621	0.0433
32 FABRICS.....	0.0255	0.0606	0.0412
33 OTHER TEXTILE PRODUCTS.....	0.0262	0.0619	0.0422
34 Hosiery & KNITTED WEAR.....	0.0188	0.0477	0.0399
35 CLOTHING & ACCESSORIES.....	0.0153	0.0383	0.0448
36 LUMBER & TIMBER.....	0.0340	0.1321	0.0237
37 VENEER & PLYWOOD.....	0.0340	0.1330	0.0236
38 OTHER WOOD FABRICATED MATERIALS.....	0.0339	0.1272	0.0248
39 FURNITURE & FIXTURES.....	0.0272	0.0551	0.0406
40 PULP.....	0.0426	0.0805	0.0261
41 NEWSPRINT & OTHER PAPER STOCK.....	0.0425	0.0806	0.0262
42 PAPER PRODUCTS.....	0.0399	0.0770	0.0320
43 PRINTING & PUBLISHING.....	0.0224	0.0459	0.0617
44 ADVERTISING, PRINT MEDIA.....	0.0218	0.0447	0.0628
45 IRON & STEEL PRODUCTS.....	0.0305	0.0813	0.0193
46 ALUMINUM PRODUCTS.....	0.0307	0.0824	0.0186
47 COPPER & COPPER ALLOY PRODUCTS.....	0.0308	0.0826	0.0183
48 NICKEL PRODUCTS.....	0.0308	0.0828	0.0182
49 OTHER NON-FERROUS METAL PRODUCTS.....	0.0302	0.0800	0.0222
50 BOILERS, TANKS & PLATES.....	0.0267	0.0642	0.0330
51 FABRICATED STRUCTURAL METAL PROD.....	0.0273	0.0666	0.0312
52 OTHER METAL FABRICATED PRODUCTS.....	0.0267	0.0645	0.0335
53 AGRICULTURAL MACHINERY.....	0.0231	0.0545	0.0413
54 OTHER INDUSTRIAL MACHINERY.....	0.0239	0.0577	0.0396
55 MOTOR VEHICLES.....	0.0243	0.0582	0.0345
56 MOTOR VEHICLE PARTS.....	0.0246	0.0586	0.0349
57 OTHER TRANSPORT EQUIPMENT.....	0.0242	0.0586	0.0347
58 APPLIANCES & REFRIG. HOUSEHOLD.....	0.0232	0.0543	0.0479
59 OTHER ELECTRICAL PRODUCTS.....	0.0224	0.0537	0.0464
60 CEMENT & CONCRETE PRODUCTS.....	0.0444	0.1058	0.0311
61 OTHER NON-METALLIC MINERAL PROD.....	0.0436	0.1042	0.0318
62 GASOLINE & FUEL OIL.....	0.0087	0.0500	0.0287
63 OTHER PETROLEUM & COAL PROD.....	0.0130	0.0529	0.0353
64 INDUSTRIAL CHEMICALS.....	0.0356	0.0585	0.0942
65 FERTILIZERS.....	0.0276	0.0869	0.0676
66 PHARMACEUTICALS.....	0.0359	0.0577	0.0972
67 OTHER CHEMICAL PRODUCTS.....	0.0357	0.0585	0.0942
68 SCIENTIFIC EQUIPMENT.....	0.0238	0.0607	0.0719
69 OTHER MANUFACTURED PRODUCTS.....	0.0244	0.0618	0.0728
70 RESIDENTIAL CONSTRUCTION.....	0.0295	0.0511	0.0208
71 NON-RESIDENTIAL CONSTRUCTION.....	0.0295	0.0511	0.0208
72 REPAIR CONSTRUCTION.....	0.0295	0.0511	0.0208
73 PIPELINE TRANSPORTATION.....	0.0090	0.0731	0.0217
74 TRANSPORTATION & STORAGE.....	0.0090	0.0734	0.0218
75 RADIO & TELEVISION BROADCASTING.....	0.0040	0.0351	0.0180
76 TELEPHONE & TELEGRAPH.....	0.0040	0.0351	0.0180
77 POSTAL SERVICES.....	0.0040	0.0351	0.0180
78 ELECTRIC POWER.....	0.0076	0.0194	0.0085
79 OTHER UTILITIES.....	0.0076	0.0201	0.0089
80 WHOLESALE MARGINS.....	0.0104	0.0622	0.0711
81 RETAIL MARGINS.....	0.0076	0.0758	0.0424
82 IMPUTED RENT OWNER OCPD DWEL.....	0.0046	0.0085	0.0036
83 OTHER FINANCES, REAL ESTATE.....	0.0048	0.0664	0.0394
84 BUSINESS SERVICES.....	0.0053	0.0600	0.0472
85 EDUCATION SERVICES.....	0.0061	0.0740	0.0198
86 HEALTH SERVICES.....	0.0061	0.0740	0.0198
87 AMUSEMENT & RECREATION SERVICES.....	0.0087	0.1390	0.0852
88 ACCOMMODATION & FOOD SERVICES.....	0.0159	0.0600	0.0320
89 OTHER PERSONAL & MISC. SERVICES.....	0.0098	0.0776	0.0417
90 TRANSPORTATION MARGINS.....	1.0088	0.0720	0.0214
91 OPERATING, OFFICE, LAB & FOOD.....	0.0362	1.0441	0.0344
92 TRAVEL, ADVERTISING & PROMOTION.....	0.0172	0.0480	1.0348

TABLE 54. MARGINS (AGGREGATION - M), 1966 (MILLIONS OF DOLLARS)

COMMODITY AGGREGATION - M	RETAIL	WHOLESALE	TAX	TRANSPORT	GAS	STORAGE	PIPELINE
NO.							
1 GRAINS.....	--	59.3	--	113.3	--	101.0	--
2 LIVE ANIMALS.....	0.3	38.6	--	22.1	--	--	--
3 OTHER AGRICULTURAL PRODUCTS.....	119.8	96.5	0.4	67.1	--	--	--
4 FORESTRY PRODUCTS.....	1.4	7.1	--	61.0	--	--	--
5 FISH LANDINGS.....	3.6	13.5	--	7.9	--	--	--
6 HUNTING & TRAPPING PRODUCTS.....	--	1.5	--	0.8	--	--	--
7 IRON ORES & CONCENTRATES.....	--	--	--	73.4	--	--	--
8 OTHER METAL ORES & CONCENTRATES.....	--	--	--	62.4	--	--	--
9 COAL.....	4.6	9.9	--	37.9	--	--	--
10 CRUDE MINERAL OILS.....	--	--	--	1.4	--	--	200.3
11 NATURAL GAS.....	--	--	--	--	222.6	--	126.9
12 NON-METALLIC MINERALS.....	3.9	8.5	--	110.2	--	--	--
14 MEAT PRODUCTS.....	317.2	62.3	9.3	37.8	--	--	--
15 DAIRY PRODUCTS.....	159.5	47.1	--	19.0	--	--	--
16 FISH PRODUCTS.....	21.7	20.5	--	7.8	--	--	--
17 FRUITS & VEGETABLES PREPARATIONS.....	122.0	54.9	--	19.5	--	--	--
18 FEEDS.....	12.3	37.0	--	29.3	--	--	--
19 FLOUR,WHEAT,MEAL & OTHER CEREALS.....	11.7	17.4	--	10.6	--	--	--
20 BREAKFAST CEREAL & BAKERY PROD.....	141.0	30.7	--	17.2	--	--	--
21 SUGAR.....	13.5	9.9	--	5.3	--	--	--
22 MISC. FOOD PRODUCTS.....	157.4	69.4	22.3	32.2	--	--	--
23 SOFT DRINKS.....	41.5	9.3	21.7	4.1	--	--	--
24 ALCOHOLIC BEVERAGES.....	152.0	10.2	716.2	19.4	--	--	--
25 TOBACCO PROCESSED UNMANUFACTURED.....	--	--	--	1.9	--	--	--
26 CIGARETTES & TOBACCO MFG.....	99.3	52.4	496.8	3.7	--	--	--
27 TIRES & TUBES.....	34.0	34.3	20.8	15.3	--	--	--
28 OTHER RUBBER PRODUCTS.....	21.4	17.0	12.0	6.2	--	--	--
29 PLASTIC FABRICATED PRODUCTS.....	10.3	21.1	15.8	7.7	--	--	--
30 LEATHER & LEATHER PRODUCTS.....	139.7	20.5	33.3	7.7	--	--	--
31 YARNS & MAN MADE FIBRES.....	15.7	20.3	2.6	8.8	--	--	--
32 FABRICS.....	39.7	65.9	12.2	10.9	--	--	--
33 OTHER TEXTILE PRODUCTS.....	92.6	42.9	35.1	16.9	--	--	--
34 HOSIERY & KNITTED WEAR.....	145.1	16.2	33.3	9.0	--	--	--
35 CLOTHING & ACCESSORIES.....	646.7	78.1	107.7	45.5	--	--	--
36 LUMBER & TIMBER.....	3.9	73.1	21.6	90.3	--	--	--
37 VENEER & PLYWOOD.....	4.3	47.9	14.1	17.1	--	--	--
38 OTHER WOOD FABRICATED MATERIALS.....	0.6	57.5	24.3	23.8	--	--	--
39 FURNITURE & FIXTURES.....	153.4	32.8	57.9	16.9	--	--	--
40 PULP.....	--	3.0	--	30.7	--	--	--
41 NEWSPRINT & OTHER PAPER STOCK.....	4.3	75.9	8.3	102.1	--	--	--
42 PAPER PRODUCTS.....	76.2	84.0	46.0	48.8	--	--	--
43 PRINTING & PUBLISHING.....	60.0	57.6	50.5	22.8	--	--	--
45 IRON & STEEL PRODUCTS.....	--	91.7	37.9	78.5	--	--	--
46 ALUMINUM PRODUCTS.....	1.5	16.9	0.5	16.3	--	--	--
47 COPPER & COPPER ALLOY PRODUCTS.....	--	17.6	3.8	16.4	--	--	--
48 NICKEL PRODUCTS.....	--	2.7	0.1	13.7	--	--	--
49 OTHER NON FERROUS METAL PRODUCTS.....	0.7	184.9	1.6	34.2	--	--	--
50 BOILERS, TANKS & PLATES.....	1.4	19.1	17.8	6.0	--	--	--
51 FABRICATED STRUCTURAL METAL PROD.....	2.4	44.1	37.7	21.8	--	--	--
52 OTHER METAL FABRICATED PRODUCTS.....	60.0	235.0	89.8	80.2	--	--	--
53 AGRICULTURAL MACHINERY.....	18.6	120.6	--	16.1	--	--	--
54 OTHER INDUSTRIAL MACHINERY.....	24.5	586.8	198.7	103.8	--	--	--
55 MOTOR VEHICLES.....	281.2	199.4	234.1	36.0	--	--	--
56 MOTOR VEHICLE PARTS.....	147.6	189.0	49.4	44.0	--	--	--
57 OTHER TRANSPORT EQUIPMENT.....	8.6	27.4	75.9	15.1	--	--	--
58 APPLIANCES & RECEIVERS,HOUSEHOLD.....	177.7	75.1	91.2	15.6	--	--	--
59 OTHER ELECTRICAL PRODUCTS.....	43.2	207.1	143.8	45.5	--	--	--
60 CEMENT & CONCRETE PRODUCTS.....	0.5	30.8	48.5	30.8	--	--	--
61 OTHER NON-METALLIC MINERAL PROD.....	41.0	75.8	33.0	49.5	--	--	--
62 GASOLINE & FUEL OIL.....	382.6	411.2	864.2	76.7	--	--	--
63 OTHER PETROLEUM & COAL PROD.....	21.8	71.7	13.7	30.5	1.5	--	6.0
64 INDUSTRIAL CHEMICALS.....	3.8	83.2	1.3	68.7	--	--	--
65 FERTILIZERS.....	5.9	11.6	--	35.2	--	--	--
66 PHARMACEUTICALS.....	134.6	38.9	19.3	5.7	--	--	--
67 OTHER CHEMICAL PRODUCTS.....	121.3	113.5	74.3	40.5	--	--	--
68 SCIENTIFIC EQUIPMENT.....	62.2	59.0	36.7	16.7	--	--	--
69 OTHER MANUFACTURED PRODUCTS.....	184.2	65.5	55.8	18.4	--	--	--
78 ELECTRIC POWER.....	--	--	21.7	--	--	--	--
84 BUSINESS SERVICES.....	--	--	2.4	--	--	--	--
87 AMUSEMENT & RECREATION SERVICES.....	--	--	43.0	--	--	--	--
89 OTHER PERSONAL & MISC. SERVICES.....	--	--	4.3	--	--	--	--
93 NON-COMPETING IMPORTS.....	25.2	19.0	--	13.2	--	--	--
TOTAL.....	4581.4	4401.0	3962.6	2174.8	224.2	101.0	333.2

NOTE: DETAIL MAY NOT ADD DUE TO ROUNDING.

TABLE 55. MAKE (OUTPUT) MATRIX (AGGREGATION - S). 1967 (MILLIONS OF DOLLARS)

NO.	COMMODITY AGGREGATION - S	AGRICUL- TURE	FOREST- RY	FISHING, HUNTING & TRAPPING	MINES QUARRIES & OIL WELLS	MANUFAC- TURING	CONSTRUC- TION
1	GRAINS	1029.9	--	--	--	0.8	--
2	OTHER AGRICULTURAL PRODUCTS	3128.9	5.6	--	--	10.1	--
3	FORESTRY PRODUCTS	32.2	1025.7	--	--	17.3	--
4	FISHING & TRAPPING PRODUCTS	--	--	176.4	--	--	--
5	METALLIC ORES & CONCENTRATES	--	--	--	1675.0	126.3	--
6	MINERALS FUELS	--	--	--	1183.6	1.0	--
7	NON-METALLIC MINERALS	--	--	--	418.8	16.3	--
8	SERVICES INCIDENTAL TO MINING	--	--	--	303.4	--	--
9	MEAT,FISH & DAIRY PRODUCTS	46.4	--	--	--	3545.2	--
10	FRUIT,VEG,FEED,MISC,FOOD PROD	11.2	--	--	--	2941.1	--
11	BEVERAGES	--	--	--	--	926.2	--
12	TOBACCO & TOBACCO PRODUCTS	--	--	--	--	503.2	--
13	RUBBER,LEATHER,PLASTIC FAB,PRO	--	--	--	--	1103.4	--
14	TEXTILE PRODUCTS	--	--	--	--	1421.7	--
15	KNITTED PRODUCTS & CLOTHING	--	--	--	--	1462.6	--
16	LUMBER,SAWMILL,OTHER WOOD PROD	--	5.4	--	--	1673.4	--
17	FURNITURE & FIXTURES	--	--	--	--	609.3	--
18	PAPER & PAPER PRODUCTS	--	--	--	--	3303.7	--
19	PRINTING & PUBLISHING	--	--	--	--	1287.2	--
20	PRIMARY METAL PRODUCTS	--	--	--	0.5	3864.2	--
21	METAL FABRICATED PRODUCTS	--	--	--	--	2568.0	--
22	MACHINERY & EQUIPMENT	--	0.7	--	19.3	1670.4	--
23	AUTOS,TRUCKS,OTHER TRANSP. EQP	--	--	--	--	4753.9	--
24	ELEC. & COMMUNICATIONS PROD	--	--	--	--	2282.4	--
25	NON-METALLIC MINERAL PRODUCTS	--	--	--	8.8	1081.7	--
26	PETROLEUM & COAL PRODUCTS	--	--	--	36.4	1592.1	--
27	CHEMICALS,CHEMICAL PROD	--	--	--	70.1	2322.1	--
28	MISC. MANUFACTURED PRODUCTS	--	--	--	--	877.5	--
29	RESIDENTIAL CONSTRUCTION	--	--	--	--	--	2377.6
30	NON-RESIDENTIAL CONSTRUCTION	--	--	--	--	--	6984.6
31	REPAIR CONSTRUCTION	--	--	--	--	--	2247.3
32	TRANSPORTATION & STORAGE	--	5.1	--	--	2.6	--
33	COMMUNICATION SERVICES	--	--	--	--	--	--
34	OTHER UTILITIES	--	0.1	--	1.2	19.6	--
35	WHOLESALE MARGINS	--	2.5	--	0.5	847.9	--
36	RETAIL MARGINS	--	--	--	--	--	--
37	IMPLIED RENT OWNER OCPD, DWEL	--	--	--	--	--	--
38	OTHER FINANCE,INS.,REAL ESTATE	3.1	0.5	--	29.0	58.0	39.8
39	BUSINESS SERVICES	--	--	--	--	146.6	--
40	PERSONAL & OTHER MISC. SERVICE	--	25.7	0.9	15.9	178.5	63.8
41	TRANSPORTATION MARGINS	--	--	--	--	--	--
42	OPERATING OFFICE,LAB & FOOD	--	--	--	--	--	--
43	TRAVEL, ADVERTISING, PROMOTION	--	--	--	--	--	--
TOTAL		4251.6	1071.1	177.3	3762.6	41214.2	11713.1

NOTE: DETAIL MAY NOT ADD DUE TO ROUNDING.

TABLE 55. MAKE (OUTPUT) MATRIX (AGGREGATION - S). 1967 (MILLIONS OF DOLLARS) - CONTINUED

NO.	COMMODITY AGGREGATION - S	TRANS. & STORAGE	COMMUNI- CATION	ELEC POWER GAS,OTHER UTILITIES	WHOLESALE TRADE	RETAIL TRADE	FINANCE, INS. & REAL EST.
1	GRAINS	--	--	--	--	--	--
2	OTHER AGRICULTURAL PRODUCTS	--	--	--	--	3.0	--
3	FORESTRY PRODUCTS	--	--	1.2	--	--	--
4	FISHING & TRAPPING PRODUCTS	--	--	--	--	--	--
5	METALLIC ORES & CONCENTRATES	--	--	--	--	--	--
6	MINERALS FUELS	--	--	--	--	--	--
7	NON-METALLIC MINERALS	--	--	--	--	--	--
8	SERVICES INCIDENTAL TO MINING	--	--	--	--	--	--
9	MEAT,FISH & DAIRY PRODUCTS	--	--	--	12.3	285.1	--
10	FRUIT,VEG,FEED,MISC,FOOD PROD	--	--	--	16.0	2.8	--
11	BEVERAGES	--	--	--	--	--	--
12	TOBACCO & TOBACCO PRODUCTS	--	--	--	0.2	--	--
13	RUBBER,LEATHER,PLASTIC FAB,PRO	--	--	--	3.2	--	--
14	TEXTILE PRODUCTS	--	--	--	4.3	2.1	--
15	KNITTED PRODUCTS & CLOTHING	--	--	--	1.0	0.4	--
16	LUMBER,SAWMILL,OTHER WOOD PROD	--	--	--	1.6	--	--
17	FURNITURE & FIXTURES	--	--	--	3.2	--	--
18	PAPER & PAPER PRODUCTS	--	--	--	5.6	--	--
19	PRINTING & PUBLISHING	--	--	--	1.3	--	--
20	PRIMARY METAL PRODUCTS	--	--	--	--	--	--
21	METAL FABRICATED PRODUCTS	--	--	--	6.4	--	--
22	MACHINERY & EQUIPMENT	--	--	--	--	--	--
23	AUTOS,TRUCKS,OTHER TRANSP. EQP	18.9	--	--	0.9	--	--
24	ELEC. & COMMUNICATIONS PROD	--	95.1	--	1.0	--	--
25	NON-METALLIC MINERAL PRODUCTS	--	--	--	2.3	--	--
26	PETROLEUM & COAL PRODUCTS	--	--	0.5	--	--	--
27	CHEMICALS,CHEMICAL PROD	--	--	--	0.4	--	--
28	MISC. MANUFACTURED PRODUCTS	--	--	--	19.3	--	--
29	RESIDENTIAL CONSTRUCTION	--	--	--	--	--	--
30	NON-RESIDENTIAL CONSTRUCTION	--	--	--	--	--	--
31	REPAIR CONSTRUCTION	--	--	--	--	--	--
32	TRANSPORTATION & STORAGE	5444.7	--	--	--	11.1	0.2
33	COMMUNICATION SERVICES	--	1751.9	--	--	--	--
34	OTHER UTILITIES	8.6	--	1578.3	--	--	0.1
35	WHOLESALE MARGINS	4.0	--	--	3858.4	--	--
36	RETAIL MARGINS	7.0	--	14.8	--	5098.1	--
37	IMPLIED RENT OWNER OCPD, DWEL	--	--	--	--	--	3769.1
38	OTHER FINANCE,INS.,REAL ESTATE	27.2	0.4	1.6	29.0	32.2	6962.8
39	BUSINESS SERVICES	5.6	39.4	--	--	--	--
40	PERSONAL & OTHER MISC. SERVICE	82.6	8.3	25.2	381.4	917.2	42.1
41	TRANSPORTATION MARGINS	--	--	--	--	--	--
42	OPERATING OFFICE,LAB & FOOD	--	--	--	--	--	--
43	TRAVEL, ADVERTISING, PROMOTION	--	--	--	--	--	--
TOTAL		5598.7	1895.1	1621.5	4347.7	6351.9	10774.3

NOTE: DETAIL MAY NOT ADD DUE TO ROUNDING.

TABLE 55. MAKE (OUTPUT) MATRIX (AGGREGATION - S), 1967 (MILLIONS OF DOLLARS) - CONCLUDED

NO.	COMMODITY AGGREGATION - S	BUSINESS & PERSONAL SERVICES	TRANS. MARGINS	OPERATING OFFICE SUPPLIES	TRAVEL, PROMOTION, ADVTG.	TOTAL INDUSTRIES
1	GRAINS	--	--	--	--	1030.6
2	OTHER AGRICULTURAL PRODUCTS	--	--	--	--	3147.5
3	FORESTRY PRODUCTS	--	--	--	--	1076.2
4	FISHING & TRAPPING PRODUCTS	--	--	--	--	176.4
5	METALLIC ORES & CONCENTRATES	--	--	--	--	1801.4
6	MINERALS FUELS	--	--	--	--	1184.2
7	NON-METALLIC MINERALS	--	--	--	--	435.1
8	SERVICES INCIDENTAL TO MINING	--	--	--	--	305.4
9	MEAT, FISH & DAIRY PRODUCTS	--	--	--	--	3889.0
10	FRUIT, VEG., FEED, MISC. FOOD PROD.	--	--	--	--	2971.1
11	BEVERAGES	--	--	--	--	92.2
12	TOBACCO & TOBACCO PRODUCTS	--	--	--	--	503.4
13	RUBBER, LEATHER, PLASTIC FAB. PRO.	--	--	--	--	1106.6
14	TEXTILE PRODUCTS	--	--	--	--	1428.0
15	KNITTED PRODUCTS & CLOTHING	--	--	--	--	1465.0
16	LUMBER, SAWMILL, OTHER WOOD PROD.	--	--	--	--	1680.4
17	FURNITURE & FIXTURES	--	--	--	--	612.5
18	PAPER & PAPER PRODUCTS	--	--	--	--	3309.3
19	PRINTING & PUBLISHING	0.4	--	--	--	1285.9
20	PRIMARY METAL PRODUCTS	--	--	--	--	3861.7
21	METAL FABRICATED PRODUCTS	--	--	--	--	2574.3
22	MACHINERY & EQUIPMENT	--	--	--	--	1690.4
23	AUTOS, TRUCKS, OTHER TRANSP. EQP.	--	--	--	--	4773.7
24	ELEC. & COMMUNICATIONS PROD.	--	--	--	--	2378.5
25	NON-METALLIC MINERAL PRODUCTS	--	--	--	--	1092.7
26	PETROLEUM & COAL PRODUCTS	--	--	--	--	1629.0
27	CHEMICALS, CHEMICAL PROD.	--	--	--	--	239.7
28	MISC. MANUFACTURED PRODUCTS	--	--	--	--	806.8
29	RESIDENTIAL CONSTRUCTION	--	--	--	--	2377.4
30	NON-RESIDENTIAL CONSTRUCTION	--	--	--	--	6984.6
31	REPAIR CONSTRUCTION	--	--	--	--	2242.3
32	TRANSPORTATION & STORAGE	6.6	--	--	--	5470.3
33	COMMUNICATION SERVICES	--	--	--	--	1781.9
34	OTHER UTILITIES	5.4	--	--	--	1612.3
35	WHOLESALE MARGINS	--	--	--	--	4713.2
36	RETAIL MARGINS	51.0	--	--	--	5170.9
37	IMPUTED RENT OWNER OCPD. DWEL.	--	--	--	--	3769.1
38	OTHER FINANCE, INS., REAL ESTATE	84.8	--	--	--	7268.4
39	BUSINESS SERVICES	1562.9	--	--	--	1754.6
40	PERSONAL & OTHER MISC. SERVICE	5785.2	--	--	--	7526.7
41	TRANSPORTATION MARGINS	--	2284.0	--	--	2284.0
42	OPERATING, OFFICE, LAB. & FOOD	--	--	4863.1	--	4863.1
43	TRAVEL, ADVERTISING, PROMOTION	0.4	--	--	2435.6	2436.1
TOTAL		7496.7	2284.0	4863.1	2435.6	109858.8

NOTE: DETAIL MAY NOT ADD DUE TO ROUNDING.

TABLE 56. USE (INPUT) MATRIX (AGGREGATION - S), 1967 (MILLIONS OF DOLLARS)

NO.	COMMODITY AGGREGATION - S	AGRICUL- TURE	FOREST- RY	FISHING, HUNTING & TRAPPING	MINES QUARRIES & OIL WELLS	MANUFAC- TURING	CONSTRUC- TION
1	GRAINS	35.9	--	--	--	329.5	--
2	OTHER AGRICULTURAL PRODUCTS	179.1	0.5	--	--	2100.8	--
3	FORESTRY PRODUCTS	0.3	70.0	--	0.1	958.4	4.4
4	FISHING & TRAPPING PRODUCTS	--	--	2.2	--	145.6	--
5	METALLIC ORES & CONCENTRATES	--	--	--	6.0	1215.5	--
6	MINERALS FUELS	2.3	--	--	4.6	1119.3	--
7	NON-METALLIC MINERALS	4.9	--	0.6	13.0	161.9	69.2
8	SERVICES INCIDENTAL TO MINING	--	--	--	109.5	--	81.3
9	MEAT, FISH & DAIRY PRODUCTS	4.5	--	--	--	635.0	--
10	FRUIT, VEG., FEED, MISC. FOOD PROD.	439.3	3.2	--	--	629.8	--
11	BEVERAGES	--	--	--	--	39.0	--
12	TOBACCO & TOBACCO PRODUCTS	--	--	--	--	113.8	--
13	RUBBER, LEATHER, PLASTIC FAB. PRO.	9.0	--	--	--	416.5	108.2
14	TEXTILE PRODUCTS	16.0	2.3	5.1	3.7	1311.6	43.1
15	KNITTED PRODUCTS & CLOTHING	--	--	--	--	108.8	--
16	LUMBER, SAWMILL, OTHER WOOD PROD.	3.6	0.5	1.8	0.8	437.1	609.4
17	FURNITURE & FIXTURES	--	--	--	--	33.3	12.2
18	PAPER & PAPER PRODUCTS	3.1	--	--	7.8	1267.8	80.8
19	PRINTING & PUBLISHING	--	--	--	0.2	126.5	--
20	PRIMARY METAL PRODUCTS	--	--	--	26.0	2307.2	410.2
21	METAL FABRICATED PRODUCTS	14.0	7.5	0.7	4.5	1130.4	1201.0
22	MACHINERY & EQUIPMENT	41.8	4.4	2.2	39.2	280.3	164.8
23	AUTOS, TRUCKS, OTHER TRANSP. EQP.	0.9	1.8	11.2	2.7	1712.0	21.1
24	ELEC. & COMMUNICATIONS PROD.	--	--	5.0	2.8	709.0	490.3
25	NON-METALLIC MINERAL PRODUCTS	0.2	0.1	0.3	2.9	410.1	708.5
26	PETROLEUM & COAL PRODUCTS	172.4	20.1	9.8	36.3	297.7	127.3
27	CHEMICALS, CHEMICAL PROD.	197.3	1.3	0.3	52.3	1293.7	84.5
28	MISC. MANUFACTURED PRODUCTS	--	--	2.8	--	226.1	78.9
29	RESIDENTIAL CONSTRUCTION	--	--	--	--	--	--
30	NON-RESIDENTIAL CONSTRUCTION	--	--	--	--	--	--
31	REPAIR CONSTRUCTION	96.5	19.3	0.4	72.1	167.7	6.0
32	TRANSPORTATION & STORAGE	15.1	97.2	2.7	36.6	322.9	104.6
33	COMMUNICATION SERVICES	12.1	3.2	0.3	9.4	215.5	16.7
34	OTHER UTILITIES	43.5	0.6	0.2	72.0	409.7	5.2
35	WHOLESALE MARGINS	113.6	8.1	4.1	33.5	998.4	532.6
36	RETAIL MARGINS	27.5	1.4	1.2	4.1	37.5	73.8
37	IMPUTED RENT OWNER OCPD. DWEL.	--	--	--	--	--	--
38	OTHER FINANCE, INS., REAL ESTATE	163.3	79.1	2.2	306.8	557.0	128.3
39	BUSINESS SERVICES	5.2	4.8	0.3	97.1	410.0	334.8
40	PERSONAL & OTHER MISC. SERVICE	5.8	29.3	1.6	14.1	156.6	183.1
41	TRANSPORTATION MARGINS	71.0	2.1	1.5	13.5	741.5	209.2
42	OPERATING, OFFICE, LAB. & FOOD	228.8	132.2	2.3	297.8	1314.2	186.8
43	TRAVEL, ADVERTISING, PROMOTION	0.3	6.5	--	23.1	1104.0	47.5
44	NON-COMPETING IMPORTS	--	--	--	--	213.1	--
45	UNALLOCATED IMPORTS & EXPORTS	--	--	--	--	--	--
46	NET INDIRECT TAXES	-2.1	28.3	2.8	57.7	449.3	695.6
47	LABOUR INCOME	300.5	437.8	42.2	873.3	10022.9	3782.1
48	NET INCOME UNINC. BUSINESS	1256.9	25.0	40.8	7.3	91.0	410.0
49	OTHER OPERATING SURPLUS	789.3	84.5	33.0	1531.7	4486.0	699.2
TOTAL		4251.6	1071.1	177.3	3762.6	41214.2	11713.1

NOTE: DETAIL MAY NOT ADD DUE TO ROUNDING.

TABLE 56. USE (INPUT) MATRIX (AGGREGATION - S), 1967 (MILLIONS OF DOLLARS) - CONTINUED

COMMODITY AGGREGATION - S	TRANS. & STORAGE	COMMUNI- CATION	ELEC. POWER GAS, OTHER UTILITIES	WHOLESALE TRADE	RETAIL TRADE	FINANCE, INS. & REAL EST.
NO.						
1	GRAINS	--	--	1.3	--	--
2	OTHER AGRICULTURAL PRODUCTS	1.0	--	3.6	273.5	--
3	FORESTRY PRODUCTS	--	--	--	--	--
4	FISHING & TRAPPING PRODUCTS	--	--	--	--	--
5	METALLIC ORES & CONCENTRATES	--	--	0.2	--	--
6	MINERAL FUELS	11.9	--	53.0	12.2	5.2
7	NON-METALLIC MINERALS	1.8	--	--	--	--
8	SERVICES INCIDENTAL TO MINING	--	--	--	--	--
9	MEAT, FISH & DAIRY PRODUCTS	--	--	5.1	3.5	--
10	FRUIT, VEG. FEED, MISC. FOOD PROD.	0.7	--	2.1	--	--
11	BEVERAGES	--	--	--	--	--
12	TOBACCO & TOBACCO PRODUCTS	--	--	0.1	--	--
13	RUBBER, LEATHER, PLASTIC FAB. PRO.	43.1	--	11.5	9.6	--
14	TEXTILE PRODUCTS	6.6	1.1	7.5	1.9	--
15	KNITTED PRODUCTS & CLOTHING	--	--	0.1	14.9	--
16	LUMBER, SAWMILL, OTHER WOOD PROD.	--	--	10.1	5.7	--
17	FURNITURE & FIXTURES	--	--	--	--	--
18	PAPER & PAPER PRODUCTS	2.6	--	43.6	102.5	--
19	PRINTING & PUBLISHING	3.3	13.1	9.1	6.7	14.7
20	PRIMARY METAL PRODUCTS	6.5	--	2.8	--	--
21	METAL FABRICATED PRODUCTS	3.4	--	22.7	21.1	--
22	MACHINERY & EQUIPMENT	1.5	--	--	--	--
23	AUTOS, TRUCKS, OTHER TRANSP. EQP.	142.9	--	--	--	--
24	ELEC. & COMMUNICATIONS PROD.	10.7	40.9	0.1	--	--
25	NON-METALLIC MINERAL PRODUCTS	1.9	--	1.4	1.1	--
26	PETROLEUM & COAL PRODUCTS	183.4	2.4	20.2	39.9	12.0
27	CHEMICALS, CHEMICAL PROD.	5.6	0.7	--	4.4	--
28	MISC. MANUFACTURED PRODUCTS	3.3	1.5	--	5.8	--
29	RESIDENTIAL CONSTRUCTION	--	--	--	--	--
30	NON-RESIDENTIAL CONSTRUCTION	--	--	--	--	--
31	REPAIR CONSTRUCTION	195.7	61.4	66.7	8.6	876.5
32	TRANSPORTATION & STORAGE	471.0	82.7	4.2	158.0	4.5
33	COMMUNICATION SERVICES	68.0	44.7	5.5	86.5	132.1
34	OTHER UTILITIES	27.4	4.5	34.6	27.0	43.6
35	WHOLESALE MARGINS	87.1	3.0	7.4	29.9	4.5
36	RETAIL MARGINS	40.0	19.0	1.6	12.5	2.7
37	IMPLIED RENT OWNER OCPD, DWEL.	--	--	--	--	--
38	OTHER FINANCE, INS., REAL ESTATE	148.6	32.3	34.6	459.0	656.4
39	BUSINESS SERVICES	32.4	17.6	8.6	52.4	169.3
40	PERSONAL & OTHER MISC. SERVICE	145.7	48.6	7.8	39.6	50.1
41	TRANSPORTATION MARGINS	19.0	1.1	8.7	8.4	1.1
42	OPERATING, OFFICE LAB & FOOD	273.6	38.6	27.0	180.0	313.0
43	TRAVEL, ADVERTISING, PROMOTION	67.3	18.7	6.9	279.7	218.5
44	NON-COMPETING IMPORTS	--	--	--	2.6	--
45	UNALLOCATED IMPORTS & EXPORTS	--	--	--	--	--
46	NET INDIRECT TAXES	162.1	-70.9	52.3	81.8	1839.0
47	LABOUR INCOME	2166.3	872.7	367.2	1918.0	1821.6
48	NET INCOME UNINC. BUSINESS	140.3	--	1.7	217.9	1159.2
49	OTHER OPERATING SURPLUS	1124.0	661.2	912.6	789.6	3450.4
	TOTAL	5598.7	1895.1	1621.5	4347.7	10774.3

NOTE: DETAIL MAY NOT ADD DUE TO ROUNDING.

TABLE 56. USE (INPUT) MATRIX (AGGREGATION - S), 1967 (MILLIONS OF DOLLARS) - CONCLUDED

COMMODITY AGGREGATION - S	BUSINESS & PERSONAL SERVICES	TRANS. MARGINS	OPERATING OFFICE SUPPLIES	TRAVEL, PROMOTION, ADVTG.	TOTAL INDUSTRIES
NO.					
1 GRAINS	--	--	--	--	366.8
2 OTHER AGRICULTURAL PRODUCTS	54.3	--	33.9	--	2652.0
3 FORESTRY PRODUCTS	--	--	--	--	1033.2
4 FISHING & TRAPPING PRODUCTS	7.1	--	1.2	--	156.0
5 METALLIC ORES & CONCENTRATES	0.5	--	--	--	1222.5
6 MINERAL FUELS	2.4	--	--	--	1218.8
7 NON-METALLIC MINERALS	0.4	--	0.3	--	242.9
8 SERVICES INCIDENTAL TO MINING	--	--	--	--	191.3
9 MEAT, FISH & DAIRY PRODUCTS	413.8	--	125.6	--	1187.5
10 FRUIT, VEG. FEED, MISC. FOOD PROD.	110.5	--	72.4	--	1258.0
11 BEVERAGES	10.9	--	10.7	36.3	96.9
12 TOBACCO & TOBACCO PRODUCTS	--	--	--	--	113.8
13 RUBBER, LEATHER, PLASTIC FAB. PRO.	7.2	--	179.2	5.1	789.5
14 TEXTILE PRODUCTS	47.0	--	29.3	--	1475.1
15 KNITTED PRODUCTS & CLOTHING	1.7	--	10.4	--	135.8
16 LUMBER, SAWMILL, OTHER WOOD PROD.	15.4	--	2.6	--	1087.1
17 FURNITURE & FIXTURES	1.0	--	--	--	46.4
18 PAPER & PAPER PRODUCTS	41.7	--	208.3	--	1758.2
19 PRINTING & PUBLISHING	8.5	--	269.1	594.5	1046.5
20 PRIMARY METAL PRODUCTS	2.9	--	14.7	--	2770.2
21 METAL FABRICATED PRODUCTS	5.3	--	313.2	--	2723.9
22 MACHINERY & EQUIPMENT	0.1	--	594.2	--	1128.5
23 AUTOS, TRUCKS, OTHER TRANSP. EQP.	--	--	336.3	26.9	2255.8
24 ELEC. & COMMUNICATIONS PROD.	0.6	--	188.5	3.3	1451.0
25 NON-METALLIC MINERAL PRODUCTS	5.8	--	25.4	--	1157.6
26 PETROLEUM & COAL PRODUCTS	39.6	--	3.2	44.2	1063.0
27 CHEMICALS, CHEMICAL PROD.	78.3	--	245.9	1.6	1970.6
28 MISC. MANUFACTURED PRODUCTS	53.4	--	142.7	50.0	566.5
29 RESIDENTIAL CONSTRUCTION	--	--	--	--	--
30 NON-RESIDENTIAL CONSTRUCTION	--	--	--	--	--
31 REPAIR CONSTRUCTION	18.1	--	--	--	1632.3
32 TRANSPORTATION & STORAGE	19.7	2284.0	--	357.0	4028.7
33 COMMUNICATION SERVICES	98.8	--	--	191.3	1020.0
34 OTHER UTILITIES	46.9	--	--	--	832.3
35 WHOLESALE MARGINS	69.6	--	463.9	34.3	2439.5
36 RETAIL MARGINS	33.1	--	180.4	39.2	486.1
37 IMPLIED RENT OWNER OCPD, DWEL.	--	--	--	--	--
38 OTHER FINANCE, INS., REAL ESTATE	325.3	--	--	--	3107.1
39 BUSINESS SERVICES	122.8	--	--	226.3	1568.4
40 PERSONAL & OTHER MISC. SERVICE	214.6	--	726.7	549.2	2218.0
41 TRANSPORTATION MARGINS	24.3	--	109.0	12.5	1234.2
42 OPERATING, OFFICE LAB & FOOD	475.4	--	--	--	3803.1
43 TRAVEL, ADVERTISING, PROMOTION	182.2	--	--	--	2167.4
44 NON-COMPETING IMPORTS	4.4	--	3.1	--	223.1
45 UNALLOCATED IMPORTS & EXPORTS	--	--	182.3	89.9	272.2
46 NET INDIRECT TAXES	168.5	--	390.5	174.0	4201.6
47 LABOUR INCOME	2362.5	--	--	--	27703.9
48 NET INCOME UNINC. BUSINESS	1622.2	--	--	--	5597.9
49 OTHER OPERATING SURPLUS	799.7	--	--	--	16156.7
TOTAL	7496.7	2284.0	4863.1	2435.6	109858.4

NOTE: DETAIL MAY NOT ADD DUE TO ROUNDING.

TABLE 57. FINAL DEMAND MATRIX (AGGREGATION - S), 1967 (MILLIONS OF DOLLARS)

NO.	COMMODITY AGGREGATION - S	CONS. EXP. DURABLE	CONS. EXP. SEMI- DURABLE	CONS. EXP. NON- DURABLE	CONS. EXP. SERVICES	CONS. INVESTMENT BUSINESS	CONS. INVESTMENT GOVERNMENT	MACHINERY, EQUIPMENT BUSINESS	MACHINERY, EQUIPMENT GOVERNMENT
1	GRAINS
2	OTHER AGRICULTURAL PRODUCTS	..	11.5	618.4	10.8
3	FORESTRY PRODUCTS	28.7
4	FISHING & TRAPPING PRODUCTS	7.0
5	METALLIC ORES & CONCENTRATES
6	MINERAL FUELS	60.7	9.5
7	NON-METALLIC MINERALS	..	2.5	4.0
8	SERVICES INCIDENTAL TO MINING	112.2
9	MEAT/FISH & DAIRY PRODUCTS	2485.1
10	FRUIT/VEG. FEED/MISC FOOD PROD.	1811.7
11	BEVERAGES	759.7
12	TOBACCO & TOBACCO PRODUCTS	335.0
13	RUBBER/LEATHER/PLASTIC FAB/PRO.	87.1	409.5	8.7	7.5	1.9
14	TEXTILE PRODUCTS	113.3	249.6	47.4	8.1	0.6
15	KNITTED PRODUCTS & CLOTHING	..	1437.9
16	LUMBER/SAWMILL/OTHER WOOD PROD.	17.5	19.2	0.5	11.7	0.2
17	FURNITURE & FIXTURES	416.6	16.4	132.0	27.0
18	PAPER & PAPER PRODUCTS	..	15.5	134.1
19	PRINTING & PUBLISHING	..	366.5	..	19.9
20	PRIMARY METAL PRODUCTS	..	3.8
21	METAL FABRICATED PRODUCTS	20.8	88.8	10.2	128.7	14.7
22	MACHINERY & EQUIPMENT	26.8	17.5	1905.4	61.1
23	AUTOS/TRUCKS/OTHER TRANSP. EQP.	1773.2	16.6	..	1077.2	109.8
24	ELEC. & COMMUNICATIONS PROD.	618.5	47.6	716.8	19.2
25	NON-METALLIC MINERAL PRODUCTS	..	54.1	15.1	0.2
26	PETROLEUM & COAL PRODUCTS	..	0.7	679.6	9.7
27	CHEMICALS/CHEMICAL PROD.	9.0	66.5	457.3
28	MISC. MANUFACTURED PRODUCTS	379.6	188.4	56.2	5.0	161.2	32.0
29	RESIDENTIAL CONSTRUCTION	7864.8
30	NON-RESIDENTIAL CONSTRUCTION	4362.0	2500.9
31	REPAIR CONSTRUCTION
32	TRANSPORTATION & STORAGE	35.6	..	798.3
33	COMMUNICATION SERVICES	180.8
34	OTHER UTILITIES	622.5	..	196.6
35	WHOLESALE MARGINS	354.0	245.1	667.5	..	2.8	..	159.2	25.0
36	RETAIL MARGINS	1094.4	1368.0	2079.4	..	1.4	..	108.8	8.2
37	IMPUTED RENT OWNER OC'D DWEL.	3769.1
38	OTHER FINANCE/INS. REAL ESTATE	3795.4	801.0
39	BUSINESS SERVICES	191.7
40	PERSONAL & OTHER MISC. SERVICE	431.0	52.9	..	4938.2
41	TRANSPORTATION MARGINS	59.7	95.3	192.0	..	0.3	..	100.7	8.1
42	OPERATING OFFICE LAB & FOOD	152.0
43	TRAVEL, ADVERTISING, PROMOTION	41.9
44	NON-COMPETING IMPORTS	111.7
45	UNALLOCATED IMPORTS & EXPORTS
46	NET INDIRECT TAXES	655.1	499.9	2060.7	146.7	2.0	..	401.7	30.8
47	LABOUR INCOME	1141.2
48	NET INCOME UNINC. BUSINESS
49	OTHER OPERATING SURPLUS	85.2
	TOTAL	6006.8	5257.2	13297.0	15514.9	1382.8	2596.9	5786.0	1551.0

NOTE: DETAIL MAY NOT ADD DUE TO ROUNDING.

TABLE 57. FINAL DEMAND MATRIX (AGGREGATION - S), 1967 (MILLIONS OF DOLLARS) - CONCLUDED

NO.	COMMODITY AGGREGATION - S	INVEN- TORIES	DOMESTIC EXPENDS	RE-EXPORTS	IMPORTS	GOVT GROSS CURRENTLY EXPEND	GOVT SALE OF GOVT SERVICES	PRODUCED EXPENSE ON GDP
1	GRAINS	54.1	654.3	0.1	-44.6	..	-0.1	663.8
2	OTHER AGRICULTURAL PRODUCTS	-44.5	205.4	3.4	-315.5	11.6	-5.6	495.5
3	FORESTRY PRODUCTS	-9.9	52.1	0.9	-28.8	43.1
4	FISHING & TRAPPING PRODUCTS	0.1	45.7	0.9	-33.2	..	-0.3	20.3
5	METALLIC ORES & CONCENTRATES	70.3	702.0	0.6	-194.0	578.9
6	MINERAL FUELS	-4.6	483.2	..	-598.7	15.6	..	-34.3
7	NON-METALLIC MINERALS	9.5	251.2	1.8	-94.4	16.9	-0.1	192.2
8	SERVICES INCIDENTAL TO MINING	112.1
9	MEAT/FISH & DAIRY PRODUCTS	26.6	325.0	3.4	-140.2	..	-1.4	270.5
10	FRUIT/VEG. FEED/MISC FOOD PROD.	31.1	196.5	6.4	-352.2	173.0
11	BEVERAGES	18.7	146.6	..	-95.7	829.3
12	TOBACCO & TOBACCO PRODUCTS	20.0	50.4	..	-15.9	389.6
13	RUBBER/LEATHER/PLASTIC FAB/PRO.	16.9	48.2	2.8	-265.3	317.1
14	TEXTILE PRODUCTS	4.6	55.5	4.3	-544.0	15.6	..	-47.1
15	KNITTED PRODUCTS & CLOTHING	-10.2	35.7	1.6	-143.3	8.2	-1.6	1326.2
16	LUMBER/SAWMILL/OTHER WOOD PROD.	20.4	622.5	1.3	-99.5	..	-0.3	593.3
17	FURNITURE & FIXTURES	9.8	9.3	0.6	-48.6	3.0	-0.1	566.1
18	PAPER & PAPER PRODUCTS	30.6	1532.1	1.7	-163.0	1551.0
19	PRINTING & PUBLISHING	2.5	17.3	4.8	-204.7	44.1	-8.0	242.4
20	PRIMARY METAL PRODUCTS	-27.7	1651.4	34.5	-538.9	22.3	..	1094.5
21	METAL FABRICATED PRODUCTS	31.2	120.1	10.1	-580.6	13.8	-7.4	-149.5
22	MACHINERY & EQUIPMENT	-77.5	406.0	50.7	-1841.3	15.7	-0.6	561.9
23	AUTOS/TRUCKS/OTHER TRANSP. EQP.	-141.5	1970.7	83.5	-2656.3	285.2	-0.5	2518.0
24	ELEC. & COMMUNICATIONS PROD.	14.9	268.8	22.9	-853.5	52.2	..	927.4
25	NON-METALLIC MINERAL PRODUCTS	27.5	53.0	1.1	-216.0	-64.9
26	PETROLEUM & COAL PRODUCTS	16.6	40.7	0.4	-256.4	75.1	-0.3	566.0
27	CHEMICALS/CHEMICAL PROD.	28.0	366.6	10.4	-613.8	101.1	-3.1	422.1
28	MISC. MANUFACTURED PRODUCTS	39.5	111.6	24.3	-698.5	62.0	-9.2	330.3
29	RESIDENTIAL CONSTRUCTION	2377.6
30	NON-RESIDENTIAL CONSTRUCTION	18.6	..	6984.6
31	REPAIR CONSTRUCTION	593.8	..	615.0
32	TRANSPORTATION & STORAGE	..	520.0	..	-79.0	185.4	-20.1	1441.6
33	COMMUNICATION SERVICES	..	20.2	..	-14.6	115.9	-0.4	731.9
34	OTHER UTILITIES	..	16.0	..	-10.0	155.6	-193.8	780.9
35	WHOLESALE MARGINS	..	384.8	13.8	-24.9	50.8	..	2273.7
36	RETAIL MARGINS	16.5	..	4684.8
37	IMPUTED RENT OWNER OC'D DWEL.	3769.1
38	OTHER FINANCE/INS. REAL ESTATE	..	44.6	..	-196.9	171.3	-154.1	4161.3
39	BUSINESS SERVICES	..	101.8	..	-303.8	219.7	-23.1	186.3
40	PERSONAL & OTHER MISC. SERVICE	..	3.4	..	-13.0	405.1	-559.0	5308.7
41	TRANSPORTATION MARGINS	..	-68.1	5.5	..	20.5	..	1049.8
42	OPERATING OFFICE LAB & FOOD	904.9	..	1059.9
43	TRAVEL, ADVERTISING, PROMOTION	226.8	..	268.6
44	NON-COMPETING IMPORTS	3.2	..	0.9	-338.9	-223.1
45	UNALLOCATED IMPORTS & EXPORTS	..	1737.1	..	-1546.4	-172.2
46	NET INDIRECT TAXES	..	0.3	..	755.0	78.0	..	4650.1
47	LABOUR INCOME	7366.2	..	8508.0
48	NET INCOME UNINC. BUSINESS
49	OTHER OPERATING SURPLUS	941.1	..	1026.9
	TOTAL	160.2	13818.5	293.0	-13499.4	12222.7	-989.2	67845.1

NOTE: DETAIL MAY NOT ADD DUE TO ROUNDING.

TABLE 58. IMPACT (INVERSE) MATRIX (AGGREGATION - S), 1967

NO.	COMMODITY AGGREGATION - S	AGRICUL- TURE	FOREST- RY	FISHING, HUNTING & TRAPPING	MINES QUARRIES & OIL WELLS	MANUFAC- TURING	CONSTRUC- TION	TRANS & STORAGE	COMMUNI- CATION
1	GRAINS	1.0655	0.0078	0.0010	0.0184	0.3266	0.0333	0.0415	0.0093
2	OTHER AGRICULTURAL PRODUCTS	1.0603	0.0097	0.0010	0.0185	0.3289	0.0332	0.0417	0.0093
3	FORESTRY PRODUCTS	0.0470	1.0187	0.0006	0.0107	0.1988	0.0336	0.1187	0.0108
4	FISHING & TRAPPING PRODUCTS	0.0140	0.0056	1.0106	0.0144	0.2373	0.0076	0.0349	0.0071
5	METALLIC ORES & CONCENTRATES	0.0140	0.0054	0.0007	0.9736	0.2267	0.0301	0.0298	0.0089
6	MINERALS FUELS	0.0090	0.0033	0.0004	1.0415	0.1364	0.0311	0.0277	0.0084
7	NON-METALLIC MINERALS	0.0116	0.0044	0.0006	1.0055	0.1842	0.0306	0.0288	0.0087
8	SERVICES INCIDENTAL TO MINING	0.0089	0.0033	0.0004	1.0423	0.1353	0.0311	0.0276	0.0084
9	MEAT, FISH & DAIRY PRODUCTS	0.0899	0.0305	0.0038	0.0581	1.3242	0.0167	0.0566	0.0168
10	FRUIT, VEG., FEED, MISC. FOOD PROD.	0.0841	0.0328	0.0041	0.0624	1.4255	0.0164	0.0588	0.0160
11	BEVERAGES	0.0808	0.0331	0.0041	0.0629	1.4379	0.0164	0.0589	0.0159
12	TOBACCO & TOBACCO PRODUCTS	0.0808	0.0330	0.0041	0.0629	1.4375	0.0164	0.0589	0.0159
13	RUBBER, LEATHER, PLASTIC FAB. PRO.	0.0806	0.0330	0.0041	0.0627	1.4342	0.0164	0.0589	0.0160
14	TEXTILE PRODUCTS	0.0806	0.0329	0.0041	0.0626	1.4321	0.0164	0.0589	0.0160
15	KNITTED PRODUCTS & CLOTHING	0.0808	0.0330	0.0041	0.0628	1.4366	0.0164	0.0589	0.0159
16	LUMBER, SAWMILL, OTHER WOOD PROD.	0.0805	0.0363	0.0041	0.0626	1.4326	0.0164	0.0591	0.0159
17	FURNITURE & FIXTURES	0.0804	0.0329	0.0041	0.0626	1.4310	0.0164	0.0589	0.0160
18	PAPER & PAPER PRODUCTS	0.0807	0.0330	0.0041	0.0628	1.4357	0.0164	0.0589	0.0159
19	PRINTING & PUBLISHING	0.0807	0.0330	0.0041	0.0628	1.4362	0.0164	0.0589	0.0159
20	PRIMARY METAL PRODUCTS	0.0808	0.0331	0.0041	0.0630	1.4377	0.0164	0.0589	0.0159
21	METAL FABRICATED PRODUCTS	0.0806	0.0330	0.0041	0.0627	1.4347	0.0164	0.0589	0.0160
22	MACHINERY & EQUIPMENT	0.0800	0.0331	0.0041	0.0740	1.4225	0.0166	0.0586	0.0158
23	AUTOS, TRUCKS, OTHER TRANSP. EQP.	0.0805	0.0329	0.0041	0.0627	1.4326	0.0165	0.0631	0.0159
24	ELEC. & COMMUNICATIONS PROD.	0.0778	0.0318	0.0040	0.0605	1.3832	0.0173	0.0588	0.0159
25	NON-METALLIC MINERAL PRODUCTS	0.0801	0.0328	0.0041	0.0706	1.4248	0.0165	0.0586	0.0159
26	PETROLEUM & COAL PRODUCTS	0.0792	0.0324	0.0041	0.0848	1.4084	0.0167	0.0582	0.0157
27	CHEMICALS, CHEMICAL PROD.	0.0787	0.0322	0.0040	0.0915	1.3995	0.0168	0.0580	0.0157
28	MISC. MANUFACTURED PRODUCTS	0.0793	0.0324	0.0041	0.0617	1.4098	0.0163	0.0590	0.0162
29	RESIDENTIAL CONSTRUCTION	0.0264	0.0109	0.0013	0.0316	0.4451	1.0093	0.0522	0.0113
30	NON-RESIDENTIAL CONSTRUCTION	0.0264	0.0109	0.0013	0.0316	0.4451	1.0093	0.0522	0.0113
31	REPAIR CONSTRUCTION	0.0264	0.0109	0.0013	0.0316	0.4451	1.0093	0.0522	0.0113
32	TRANSPORTATION & STORAGE	0.0107	0.0049	0.0005	0.0103	0.1589	0.0447	1.1037	0.0191
33	COMMUNICATION SERVICES	0.0059	0.0022	0.0003	0.0047	0.0846	0.0388	0.0374	1.0290
34	OTHER UTILITIES	0.0048	0.0019	0.0002	0.0234	0.0758	0.0455	0.0217	0.0062
35	WHOLESALE MARGINS	0.0225	0.0092	0.0011	0.0173	0.3665	0.0129	0.0628	0.0279
36	RETAIL MARGINS	0.0474	0.0031	0.0004	0.0080	0.1245	0.0188	0.0322	0.0287
37	IMPLIED RENT OWNER OCPD. DWEL.	0.0052	0.0020	0.0003	0.0053	0.0791	0.0892	0.0131	0.0176
38	OTHER FINANCE, INS., REAL ESTATE	0.0068	0.0024	0.0003	0.0102	0.0946	0.0917	0.0183	0.0177
39	BUSINESS SERVICES	0.0255	0.0073	0.0016	0.0149	0.3098	0.0125	0.0520	0.0431
40	PERSONAL & OTHER MISC. SERVICE	0.0247	0.0080	0.0014	0.0137	0.2245	0.0219	0.0407	0.0231
41	TRANSPORTATION MARGINS	0.0104	0.0049	0.0005	0.0101	0.1559	0.0438	1.0825	0.0187
42	OPERATING OFFICE, LAB & FOOD	0.0454	0.0150	0.0021	0.0300	0.6238	0.0125	0.0601	0.0147
43	TRAVEL, ADVERTISING, PROMOTION	0.0310	0.0120	0.0016	0.0229	0.4767	0.0199	0.3962	0.0961

TABLE 58. IMPACT (INVERSE) MATRIX (AGGREGATION - S), 1967 - CONCLUDED

NO.	COMMODITY AGGREGATION - S	ELEC. POWER GAS, OTHER UTILITIES	WHOLESALE TRADE	RETAIL TRADE	FINANCE, INS., & REAL ESTATE	BUSINESS & PERSONAL SERVICES	TRANS MARGINS	OPERATING OFFICE SUPPLIES	TRAVEL PROMOTION, ADV. G.
1	GRAINS	0.0140	0.0406	0.0147	0.0518	0.0214	0.0266	0.0786	0.0145
2	OTHER AGRICULTURAL PRODUCTS	0.0139	0.0405	0.0156	0.0519	0.0235	0.0266	0.0787	0.0146
3	FORESTRY PRODUCTS	0.0059	0.0303	0.0375	0.0870	0.0555	0.0112	1.503	0.0189
4	FISHING & TRAPPING PRODUCTS	0.0044	0.0294	0.0118	0.0217	0.0195	0.0142	0.0287	0.0102
5	METALLIC ORES & CONCENTRATES	0.0197	0.0235	0.0100	0.0861	0.0445	0.0110	0.0950	0.0174
6	MINERALS FUELS	0.0200	0.0221	0.0098	0.0899	0.0448	0.0096	0.0969	0.0154
7	NON-METALLIC MINERALS	0.0199	0.0228	0.0099	0.0879	0.0447	0.0103	0.0959	0.0164
8	SERVICES INCIDENTAL TO MINING	0.0200	0.0221	0.0098	0.0899	0.0448	0.0096	0.0969	0.0153
9	MEAT, FISH & DAIRY PRODUCTS	0.0159	0.0426	0.0853	0.0395	0.0400	0.0284	0.0690	0.0444
10	FRUIT, VEG., FEED, MISC. FOOD PROD.	0.0157	0.0465	0.0130	0.0363	0.0405	0.0300	0.0690	0.0449
11	BEVERAGES	0.0157	0.0413	0.0120	0.0361	0.0405	0.0301	0.0690	0.0449
12	TOBACCO & TOBACCO PRODUCTS	0.0157	0.0416	0.0120	0.0361	0.0405	0.0301	0.0690	0.0449
13	RUBBER, LEATHER, PLASTIC FAB. PRO.	0.0157	0.0441	0.0120	0.0362	0.0405	0.0301	0.0690	0.0449
14	TEXTILE PRODUCTS	0.0157	0.0442	0.0135	0.0363	0.0405	0.0300	0.0690	0.0450
15	KNITTED PRODUCTS & CLOTHING	0.0157	0.0419	0.0123	0.0362	0.0405	0.0301	0.0690	0.0449
16	LUMBER, SAWMILL, OTHER WOOD PROD.	0.0157	0.0422	0.0120	0.0363	0.0406	0.0301	0.0693	0.0448
17	FURNITURE & FIXTURES	0.0157	0.0464	0.0120	0.0362	0.0406	0.0300	0.0689	0.0450
18	PAPER & PAPER PRODUCTS	0.0157	0.0429	0.0120	0.0362	0.0405	0.0301	0.0690	0.0449
19	PRINTING & PUBLISHING	0.0157	0.0422	0.0120	0.0362	0.0409	0.0301	0.0690	0.0449
20	PRIMARY METAL PRODUCTS	0.0157	0.0413	0.0120	0.0361	0.0405	0.0301	0.0690	0.0449
21	METAL FABRICATED PRODUCTS	0.0157	0.0437	0.0120	0.0362	0.0405	0.0301	0.0690	0.0449
22	MACHINERY & EQUIPMENT	0.0157	0.0411	0.0120	0.0368	0.0405	0.0301	0.0690	0.0448
23	AUTOS, TRUCKS, OTHER TRANSP. EQP.	0.0157	0.0414	0.0120	0.0361	0.0405	0.0301	0.0690	0.0448
24	ELEC. & COMMUNICATIONS PROD.	0.0152	0.0405	0.0222	0.0357	0.0405	0.0291	0.0675	0.0437
25	NON-METALLIC MINERAL PRODUCTS	0.0157	0.0431	0.0120	0.0366	0.0406	0.0299	0.0692	0.0447
26	PETROLEUM & COAL PRODUCTS	0.0161	0.0408	0.0120	0.0373	0.0406	0.0297	0.0696	0.0442
27	CHEMICALS, CHEMICAL PROD.	0.0158	0.0409	0.0120	0.0377	0.0406	0.0295	0.0698	0.0440
28	MISC. MANUFACTURED PRODUCTS	0.0155	0.0623	0.0120	0.0366	0.0408	0.0296	0.0687	0.0455
29	RESIDENTIAL CONSTRUCTION	0.0064	0.0550	0.0148	0.0286	0.0541	0.0283	0.0458	0.0230
30	NON-RESIDENTIAL CONSTRUCTION	0.0064	0.0550	0.0148	0.0286	0.0541	0.0283	0.0458	0.0230
31	REPAIR CONSTRUCTION	0.0064	0.0550	0.0148	0.0286	0.0541	0.0283	0.0458	0.0230
32	TRANSPORTATION & STORAGE	0.0076	0.0281	0.0200	0.0379	0.0466	0.0096	0.0685	0.0224
33	COMMUNICATION SERVICES	0.0041	0.0106	0.0176	0.0244	0.0394	0.0042	0.0327	0.0161
34	OTHER UTILITIES	0.9984	0.0107	0.0047	0.0267	0.0208	0.0085	0.0261	0.0088
35	WHOLESALE MARGINS	0.0096	0.0400	0.0129	0.0536	0.0513	0.0111	0.0598	0.0681
36	RETAIL MARGINS	0.0218	0.0169	0.0967	0.0788	0.0453	0.0074	0.0685	0.0414
37	IMPLIED RENT OWNER OCPD. DWEL.	0.0052	0.0107	0.0062	1.0649	0.0332	0.0045	0.0398	0.0262
38	OTHER FINANCE, INS., REAL ESTATE	0.0057	0.0156	0.0110	1.0223	0.0455	0.0050	0.0411	0.0266
39	BUSINESS SERVICES	0.0096	0.0251	0.0193	0.0512	0.9466	0.0116	0.0797	0.0356
40	PERSONAL & OTHER MISC. SERVICE	0.0138	0.0742	0.1399	0.0616	0.8226	0.0102	0.0781	0.0377
41	TRANSPORTATION MARGINS	0.0075	0.0275	0.0196	0.0372	0.0457	1.0094	0.0672	0.0220
42	OPERATING OFFICE, LAB & FOOD	0.0099	0.1085	0.0647	0.0319	0.1376	0.0370	1.0477	0.0311
43	TRAVEL, ADVERTISING, PROMOTION	0.0096	0.0456	0.0545	0.0358	0.2679	0.0179	0.0550	1.0282

TABLE 59. MAKE (OUTPUT) MATRIX (AGGREGATION - M), 1967 (MILLIONS OF DOLLARS)

COMMODITY AGGREGATION - M	AGRICULTURE	FORESTRY	FISHING, HUNTING & TRAPPING	METAL MINES	MINERAL FUELS	NON-METAL MINES & QUARRIES	SERVICES INCIDENTAL TO MINING	FOOD & BEVERAGE INDUSTRIES
NO.								
1 GRAINS.....	1029.9	--	--	--	--	--	--	0.8
2 LIVE ANIMALS.....	1561.8	--	--	--	--	--	--	--
3 OTHER AGRICULTURAL PRODUCTS.....	1567.0	5.6	--	--	--	--	--	10.0
4 FORESTRY PRODUCTS.....	32.2	1025.7	--	--	--	--	--	--
5 FISH LANDINGS.....	--	--	164.0	--	--	--	--	--
6 HUNTING & TRAPPING PRODUCTS.....	--	--	12.4	--	--	--	--	--
7 IRON ORES & CONCENTRATES.....	--	--	--	410.7	--	--	--	--
8 OTHER METAL ORES & CONCENTRATES.....	--	--	--	1264.3	--	--	--	--
9 COAL.....	--	--	--	--	55.9	--	--	--
10 CRUDE MINERAL OILS.....	--	--	--	--	943.0	--	--	--
11 NATURAL GAS.....	--	--	--	--	184.7	--	--	--
12 NON-METALLIC MINERALS.....	--	--	--	1.2	67.0	350.6	--	1.1
13 SERVICES INCIDENTAL TO MINING.....	--	--	--	14.7	--	2.1	286.6	--
14 MEAT PRODUCTS.....	44.4	--	--	--	--	--	--	2018.9
15 DAIRY PRODUCTS.....	1.9	--	--	--	--	--	--	1218.8
16 FISH PRODUCTS.....	--	--	--	--	--	--	--	286.3
17 FRUITS & VEGETABLES PREPARATIONS.....	--	--	--	--	--	--	--	504.6
18 FEEDS.....	--	--	--	--	--	--	--	627.9
19 FLOUR, WHEAT MEAL & OTHER CEREALS.....	--	--	--	--	--	--	--	211.9
20 BREAKFAST CEREAL & BAKERY PROD.....	--	--	--	--	--	--	--	655.8
21 SUGAR.....	--	--	--	--	--	--	--	128.4
22 MISC. FOOD PRODUCTS.....	11.2	--	--	--	--	--	--	806.1
23 SOFT DRINKS.....	--	--	--	--	--	--	--	289.1
24 ALCOHOLIC BEVERAGES.....	--	--	--	--	--	--	--	637.1
25 TOBACCO PROCESSED UNMANUFACTURED.....	--	--	--	--	--	--	--	--
26 CIGARETTES & TOBACCO MFG.....	--	--	--	--	--	--	--	--
27 TIRES & TUBES.....	--	--	--	--	--	--	--	--
28 OTHER RUBBER PRODUCTS.....	--	--	--	--	--	--	--	--
29 PLASTIC FABRICATED PRODUCTS.....	--	--	--	--	--	--	--	--
30 LEATHER & LEATHER PRODUCTS.....	--	--	--	--	--	--	--	--
31 YARNS & MAN MADE FIBRES.....	--	--	--	--	--	--	--	--
32 FABRICS.....	--	--	--	--	--	--	--	--
33 OTHER TEXTILE PRODUCTS.....	--	--	--	--	--	--	--	--
34 HOSIERY & KNITTED WEAR.....	--	--	--	--	--	--	--	--
35 CLOTHING & ACCESSORIES.....	--	--	--	--	--	--	--	--
36 LUMBER & TIMBER.....	--	4.7	--	--	--	--	--	--
37 VENEER & PLYWOOD.....	--	--	--	--	--	--	--	5.0
38 OTHER WOOD FABRICATED MATERIALS.....	--	0.7	--	--	--	--	--	--
39 FURNITURE & FIXTURES.....	--	--	--	--	--	--	--	--
40 PULP.....	--	--	--	--	--	--	--	--
41 NEWSPRINT & OTHER PAPER STOCK.....	--	--	--	--	--	--	--	--
42 PAPER PRODUCTS.....	--	--	--	--	--	--	--	2.1
43 PRINTING & PUBLISHING.....	--	--	--	--	--	--	--	--
44 ADVERTISING, PRINT MEDIA.....	--	--	--	--	--	--	--	--
45 IRON & STEEL PRODUCTS.....	--	--	--	--	--	--	--	--
46 ALUMINUM PRODUCTS.....	--	--	--	--	--	--	--	--
47 COPPER & COPPER ALLOY PRODUCTS.....	--	--	--	--	--	--	--	--
48 NICKEL PRODUCTS.....	--	--	--	--	--	--	--	--
49 OTHER NON-FERROUS METAL PRODUCTS.....	--	--	--	0.5	--	--	--	--
50 BOILERS, TANKS & PLATES.....	--	--	--	--	--	--	--	--
51 FABRICATED STRUCTURAL METAL PROD.....	--	--	--	--	--	--	--	--
52 OTHER METAL FABRICATED PRODUCTS.....	--	--	--	--	--	--	--	--
53 AGRICULTURAL MACHINERY.....	--	--	--	--	--	--	--	--
54 OTHER INDUSTRIAL MACHINERY.....	--	0.7	--	6.4	2.5	5.7	4.7	3.5
55 MOTOR VEHICLES.....	--	--	--	--	--	--	--	--
56 MOTOR VEHICLE PARTS.....	--	--	--	--	--	--	--	--
57 OTHER TRANSPORT EQUIPMENT.....	--	--	--	--	--	--	--	--
58 APPLIANCES & REFRIGERATORS, HOUSEHOLD.....	--	--	--	--	--	--	--	--
59 OTHER ELECTRICAL PRODUCTS.....	--	--	--	--	--	--	--	--
60 CEMENT & CONCRETE PRODUCTS.....	--	--	--	--	--	5.8	--	--
61 OTHER NON-METALLIC MINERAL PROD.....	--	--	--	--	--	3.0	--	--
62 GASOLINE & FUEL OIL.....	--	--	--	--	36.4	--	--	--
63 OTHER PETROLEUM & COAL PROD.....	--	--	--	--	--	0.1	--	8.9
64 INDUSTRIAL CHEMICALS.....	--	--	--	--	--	70.0	--	--
65 FERTILIZERS.....	--	--	--	--	--	--	--	--
66 PHARMACEUTICALS.....	--	--	--	--	--	--	--	5.0
67 OTHER CHEMICAL PRODUCTS.....	--	--	--	--	--	--	--	39.9
68 SCIENTIFIC EQUIPMENT.....	--	--	--	--	--	--	--	--
69 OTHER MANUFACTURED PRODUCTS.....	--	--	--	--	--	--	--	1.3
70 RESIDENTIAL CONSTRUCTION.....	--	--	--	--	--	--	--	--
71 NON-RESIDENTIAL CONSTRUCTION.....	--	--	--	--	--	--	--	--
72 REPAIR CONSTRUCTION.....	--	--	--	--	--	--	--	--
73 PIPELINE TRANSPORTATION.....	--	--	--	--	--	--	--	--
74 TRANSPORTATION & STORAGE.....	--	5.1	--	--	--	--	--	0.3
75 RADIO & TELEVISION BROADCASTING.....	--	--	--	--	--	--	--	--
76 TELEPHONE & TELEGRAPH.....	--	--	--	--	--	--	--	--
77 POSTAL SERVICES.....	--	--	--	--	--	--	--	--
78 ELECTRIC POWER.....	--	0.1	--	1.1	--	--	--	--
79 OTHER UTILITIES.....	--	--	--	--	--	--	--	--
80 WHOLESALE MARGINS.....	--	2.5	--	0.3	--	0.2	--	136.2
81 RETAIL MARGINS.....	--	--	--	--	--	--	--	--
82 IMPUTED RENT OWNER OCUP. DWEL.....	--	--	--	--	--	--	--	--
83 OTHER FINANCIALS, REAL ESTATE.....	3.1	0.5	--	7.7	20.7	0.3	0.3	3.8
84 BUSINESS SERVICES.....	--	--	--	--	--	--	--	--
85 EDUCATION SERVICES.....	--	--	--	--	--	--	--	--
86 HEALTH SERVICES.....	--	--	--	--	--	--	--	--
87 AMUSEMENT & RECREATION SERVICES.....	--	--	--	--	--	--	--	--
88 ACCOMMODATION & FOOD SERVICES.....	--	23.9	--	0.3	--	0.5	--	4.3
89 OTHER PERSONAL & MISC. SERVICES.....	--	1.8	0.9	3.4	0.3	2.8	2.6	1.2
90 TRANSPORTATION MARGINS.....	--	--	--	--	--	--	--	--
91 OPERATING, OFFICE, LAB & FOOD.....	--	--	--	--	--	--	--	--
92 TRAVEL, ADVERTISING & PROMOTION.....	--	--	--	--	--	--	--	--
TOTAL.....	4251.6	1071.1	177.3	1716.7	1310.6	441.1	294.2	7606.0

NOTE: DETAIL MAY NOT ADD DUE TO ROUNDING AND SUPPRESSION OF CONFIDENTIAL COMMODITIES.

TABLE 59. MAKE (OUTPUT) MATRIX (AGGREGATION - M), 1967 (MILLIONS OF DOLLARS) - CONTINUED

NO.	COMMODITY AGGREGATION - M	TOBACCO PRODUCTS INDUSTRIES	RUBBER & PLASTIC PROD. IND.	LEATHER INDUSTRIES	TEXTILE INDUSTRIES	KNITTING MILLS	CLOTHING INDUSTRIES	WOOD	FURNITURE, FIXTURE INDUSTRIES
1	GRAINS.....
2	LIVE ANIMALS.....
3	OTHER AGRICULTURAL PRODUCTS.....
4	FORESTRY PRODUCTS.....	17.2	..
5	FISH LANDINGS.....
6	HUNTING & TRAPPING PRODUCTS.....
7	IRON ORES & CONCENTRATES.....
8	OTHER METAL ORES & CONCENTRATES.....
9	COAL.....
10	CRUDE MINERAL OILS.....
11	NATURAL GAS.....
12	NON-METALLIC MINERALS.....
13	SERVICES INCIDENTAL TO MINING.....
14	MEAT PRODUCTS.....	0.9
15	DAIRY PRODUCTS.....
16	FISH PRODUCTS.....
17	FRUITS & VEGETABLES PREPARATIONS.....
18	FEEDS.....
19	FLOUR, WHEAT MEAL & OTHER CEREALS.....
20	BREAKFAST CEREAL & BAKERY PROD.....
21	SUGAR.....
22	MISC. FOOD PRODUCTS.....
23	SOFT DRINKS.....
24	ALCOHOLIC BEVERAGES.....
25	TOBACCO PROCESSED UNMANUFACTURED.....	172.3
26	CIGARETTES & TOBACCO MFG.....	330.9
27	TIRES & TUBES.....	..	297.4
28	OTHER RUBBER PRODUCTS.....	..	165.8	3.6	3.9
29	PLASTIC FABRICATED PRODUCTS.....	..	208.6	0.4	2.0
30	LEATHER & LEATHER PRODUCTS.....	350.7	0.8
31	YARNS & MAN MADE FIBRES.....	331.3
32	FABRICS.....	..	3.0	..	471.0	76.6	0.4
33	OTHER TEXTILE PRODUCTS.....	..	9.0	0.7	486.0	7.2	2.4	..	5.5
34	HOSIERY & KNITTED WEAR.....	220.0	86.6
35	CLOTHING & ACCESSORIES.....	..	16.0	5.9	29.8	20.0	1081.9	..	0.3
36	LUMBER & TIMBER.....	816.3	..
37	VENEER & PLYWOOD.....	253.7	..
38	OTHER WOOD FABRICATED MATERIALS.....	546.2	27.6
39	FURNITURE & FIXTURES.....	..	4.9	0.5	0.7	13.1	552.8
40	PULP.....
41	NEWSPRINT & OTHER PAPER STOCK.....
42	PAPER PRODUCTS.....	..	39.7	0.8	14.7	2.1	..
43	PRINTING & PUBLISHING.....
44	ADVERTISING, PRINT MEDIA.....
45	IRON & STEEL PRODUCTS.....
46	ALUMINUM PRODUCTS.....	..	0.2
47	COPPER & COPPER ALLOY PRODUCTS.....
48	NICKEL PRODUCTS.....
49	OTHER NON-FERROUS METAL PRODUCTS.....	0.2
50	BOILERS, TANKS & PLATES.....	..	0.7
51	FABRICATED STRUCTURAL METAL PROD.....	..	0.5	2.6
52	OTHER METAL FABRICATED PRODUCTS.....	..	3.8	..	1.8	3.9	4.4
53	AGRICULTURAL MACHINERY.....
54	OTHER INDUSTRIAL MACHINERY.....	..	3.1	..	2.3	2.3	..
55	MOTOR VEHICLES.....
56	MOTOR VEHICLE PARTS.....	..	34.9	..	14.5
57	OTHER TRANSPORT EQUIPMENT.....	..	7.5
58	APPLIANCES & RECEIVERS, HOUSEHOLD.....	..	2.3	1.2
59	OTHER ELECTRICAL PRODUCTS.....	..	0.9	19.1
60	CEMENT & CONCRETE PRODUCTS.....
61	OTHER NON-METALLIC MINERAL PROD.....	0.4
62	GASOLINE & FUEL OIL.....
63	OTHER PETROLEUM & COAL PROD.....
64	INDUSTRIAL CHEMICALS.....	..	11.0	..	3.1
65	FERTILIZERS.....
66	PHARMACEUTICALS.....
67	OTHER CHEMICAL PRODUCTS.....	..	7.0	0.2	2.9	..
68	SCIENTIFIC EQUIPMENT.....	..	1.3	..	0.8
69	OTHER MANUFACTURED PRODUCTS.....	..	31.1	2.4	8.4	1.1	8.9
70	RESIDENTIAL CONSTRUCTION.....
71	NON-RESIDENTIAL CONSTRUCTION.....
72	REPAIR CONSTRUCTION.....
73	PIPELINE TRANSPORTATION.....
74	TRANSPORTATION & STORAGE.....	2.2	..
75	RADIO & TELEVISION BROADCASTING.....
76	TELEPHONE & TELEGRAPH.....
77	POSTAL SERVICES.....
78	ELECTRIC POWER.....	0.2	..
79	OTHER UTILITIES.....
80	WHOLESALE MARGINS.....	2.1	22.1	3.2	13.4	1.6	10.3	14.1	0.4
81	RETAIL MARGINS.....
82	IMPUTED RENT OWNER OCCUP. DWEL.....
83	OTHER FINANCIALS, REAL ESTATE.....	..	0.6	0.6	2.6	1.0	0.6	1.4	0.5
84	BUSINESS SERVICES.....	..	0.5	..	0.4
85	EDUCATION SERVICES.....
86	HEALTH SERVICES.....
87	AMUSEMENT & RECREATION SERVICES.....
88	ACCOMMODATION & FOOD SERVICES.....	0.1	0.2	0.1	0.6	0.1	0.2	0.9	0.8
89	OTHER PERSONAL & MISC. SERVICES.....	..	1.3	..	0.1	5.4	11.9
90	TRANSPORTATION MARGINS.....
91	OPERATING, OFFICE, LAB & FOOD.....
92	TRAVEL, ADVERTISING & PROMOTION.....
	TOTAL.....	506.5	884.5	369.8	1397.1	327.5	1183.6	1694.8	649.4

NOTE: DETAIL MAY NOT ADD DUE TO ROUNDING AND SUPPRESSION OF CONFIDENTIAL COMMODITIES.

TABLE 59. MAKE (OUTPUT) MATRIX (AGGREGATION - M), 1967 (MILLIONS OF DOLLARS) - CONTINUED

NO.	COMMODITY AGGREGATION - M	PAPER & ALLIED INDUSTRIES	PRINTING & PUBLISHING	PRIMARY METAL INDUSTRIES	METAL FABRICATING INDUSTRIES	MACHINERY INDUSTRIES	TRANS. EQUIPMENT INDUSTRIES	ELECTRICAL PRODUCTS INDUSTRIES	NON-METAL MINERAL PROD. IND.
1	GRAINS
2	LIVE ANIMALS
3	OTHER AGRICULTURAL PRODUCTS
4	FORESTRY PRODUCTS
5	FISH LANDINGS
6	HUNTING & TRAPPING PRODUCTS
7	IRON ORES & CONCENTRATES	13.2
8	OTHER METAL ORES & CONCENTRATES	106.8
9	COAL
10	CRUDE MINERAL OILS	0.9
11	NATURAL GAS
12	NON-METALLIC MINERALS	0.1	..	0.2	12.3
13	SERVICES INCIDENTAL TO MINING
14	MEAT PRODUCTS
15	DAIRY PRODUCTS
16	FISH PRODUCTS
17	FRUITS & VEGETABLES PREPARATIONS
18	FEEDS
19	FLOUR WHEAT MEAL & OTHER CEREALS
20	BREAKFAST CEREAL & BAKERY PROD.
21	SUGAR
22	MISC. FOOD PRODUCTS
23	SOFT DRINKS
24	ALCOHOLIC BEVERAGES
25	TOBACCO PROCESSED UNMANUFACTURED
26	CIGARETTES & TOBACCO MFG.
27	TIRES & TUBES
28	OTHER RUBBER PRODUCTS	0.3	..
29	PLASTIC FABRICATED PRODUCTS	17.9	6.3	..	1.9	..	1.8
30	LEATHER & LEATHER PRODUCTS
31	YARNS & MAN-MADE FIBRES
32	FABRICS	0.3
33	OTHER TEXTILE PRODUCTS	1.5
34	HOSIERY & KNITTED WEAR
35	CLOTHING & ACCESSORIES
36	LUMBER & TIMBER
37	VENEER & PLYWOOD
38	OTHER WOOD FABRICATED MATERIALS	9.1	1.3	0.4	0.8
39	FURNITURE & FIXTURES	21.3	5.2	1.2	5.8	..
40	PULP	642.6
41	NEWSPRINT & OTHER PAPER STOCK	1665.7	1.6	0.3
42	PAPER PRODUCTS	835.6	32.8	..	11.4
43	PRINTING & PUBLISHING	22.9	875.9	0.2	..	1.0
44	ADVERTISING-PRINT MEDIA	384.7
45	IRON & STEEL PRODUCTS	1485.2	111.7	12.5	12.6
46	ALUMINUM PRODUCTS	606.3	5.9	..	0.2
47	COPPER & COPPER ALLOY PRODUCTS	745.3	7.4
48	NICKEL PRODUCTS	421.6	4.5	..	0.5
49	OTHER NON-FERROUS METAL PRODUCTS	379.3	19.1	5.4	4.3	12.4	..
50	BOILERS, TANKS & PLATES	205.1	9.4
51	FABRICATED STRUCTURAL METAL PROD.	87.9	546.1	17.8	7.9	4.7	2.1
52	OTHER METAL FABRICATED PRODUCTS	42.5	1455.5	42.1	49.5	65.8	..
53	AGRICULTURAL MACHINERY	3.4	5.6	282.2	5.2
54	OTHER INDUSTRIAL MACHINERY	15.2	0.4	28.8	192.2	1018.3	59.0	27.8	0.7
55	MOTOR VEHICLES	5.5	13.8	2325.5
56	MOTOR VEHICLE PARTS	38.6	2.7	1122.5	11.2	..
57	OTHER TRANSPORT EQUIPMENT	27.9	30.9	1066.0
58	APPLIANCES & RECEIVERS-HOUSEHOLD	15.8	15.2	..	542.3	..
59	OTHER ELECTRICAL PRODUCTS	4.8	18.2	59.3	39.7	1528.4	1.2
60	CEMENT & CONCRETE PRODUCTS	1.0	557.2
61	OTHER NON-METALLIC MINERAL PROD.	2.9	4.7	0.4	501.9
62	GASOLINE & FUEL OIL
63	OTHER PETROLEUM & COAL PROD.	7.0	..	10.6
64	INDUSTRIAL CHEMICALS	9.2	..	32.2
65	FERTILIZERS
66	PHARMACEUTICALS
67	OTHER CHEMICAL PRODUCTS	1.7	..	5.1	0.6	4.6
68	SCIENTIFIC EQUIPMENT	3.1	2.6	..	38.5	..
69	OTHER MANUFACTURED PRODUCTS	11.6	18.6	3.8	..
70	RESIDENTIAL CONSTRUCTION
71	NON-RESIDENTIAL CONSTRUCTION
72	REPAIR CONSTRUCTION
73	PIPELINE TRANSPORTATION
74	TRANSPORTATION & STORAGE
75	RADIO & TELEVISION BROADCASTING
76	TELEPHONE & TELEGRAPH
77	POSTAL SERVICES
78	ELECTRIC POWER	2.9	..	13.3	1.0
79	OTHER UTILITIES
80	WHOLESALE MARGINS	15.7	19.0	9.1	54.2	76.8	214.2	103.6	21.6
81	RETAIL MARGINS
82	IMPUTED RENT OWNER OCCPD. DWEL.
83	OTHER FINANCES-REAL ESTATE	3.8	2.7	2.1	2.8	1.5	3.2	0.8	1.0
84	BUSINESS SERVICES	1.0	1.6	..	0.3	131.9	3.3	2.3	..
85	EDUCATION SERVICES
86	HEALTH SERVICES
87	AMUSEMENT & RECREATION SERVICES
88	ACCOMMODATION & FOOD SERVICES	0.8	0.8	1.6	2.2	1.9	1.7	2.6	0.9
89	OTHER PERSONAL & MISC. SERVICES	1.6	1.1	..	25.0	31.8	22.2	27.6	1.9
90	TRANSPORTATION MARGINS
91	OPERATING, OFFICE, LAB. & FOOD
92	TRAVEL, ADVERTISING & PROMOTION
TOTAL		3292.8	1322.3	4020.3	2814.4	1765.6	4959.0	2419.0	1122.6

NOTE: DETAIL MAY NOT ADD DUE TO ROUNDING AND SUPPRESSION OF CONFIDENTIAL COMMODITIES.

TABLE 59. MAKE (OUTPUT) MATRIX (AGGREGATION - M), 1967 (MILLIONS OF DOLLARS) - CONTINUED

NO.	COMMODITY AGGREGATION - M	PETROLEUM & COAL PROD. IND.	CHEMICAL & CHEMICAL PROD. IND.	MISC. MANUFACTURING	CONSR. INDUSTRY	TRANS. & STORAGE	COMMUNI- CATION	ELEC. POWER GAS, OTHER UTILITIES	WHOLESALE TRADE
1	GRAINS.....
2	LIVE ANIMALS.....
3	OTHER AGRICULTURAL PRODUCTS.....
4	FORESTRY PRODUCTS.....	1.2	..
5	FISH LANDINGS.....
6	HUNTING & TRAPPING PRODUCTS.....
7	IRON ORES & CONCENTRATES.....
8	OTHER METAL ORES & CONCENTRATES.....	6.4
9	COAL.....
10	CRUDE MINERAL OILS.....
11	NATURAL GAS.....
12	NON-METALLIC MINERALS.....	..	2.2
13	SERVICES INCIDENTAL TO MINING.....
14	MEAT PRODUCTS.....
15	DAIRY PRODUCTS.....	31.8
16	FISH PRODUCTS.....	0.6
17	FRUITS & VEGETABLES PREPARATIONS.....	1.3
18	FEEDS.....	3.8
19	FLOUR, WHEAT MEAL & OTHER CEREALS.....
20	BREAKFAST CEREAL & BAKERY PROD.....	11.0
21	SUGAR.....
22	MISC. FOOD PRODUCTS.....	..	4.0
23	SOFT DRINKS.....
24	ALCOHOLIC BEVERAGES.....
25	TOBACCO PROCESSED UNMANUFACTURED.....
26	CIGARETTES & TOBACCO MFG.....	0.2
27	TIRES & TUBES.....	1.7
28	OTHER RUBBER PRODUCTS.....	4.1	0.2
29	PLASTIC FABRICATED PRODUCTS.....	..	6.1	4.2
30	LEATHER & LEATHER PRODUCTS.....	0.3	1.3
31	YARNS & MAN MADE FIBRES.....
32	FABRICS.....	1.3
33	OTHER TEXTILE PRODUCTS.....	3.2	4.3
34	HOSIERY & KNITTED WEAR.....	0.1
35	CLOTHING & ACCESSORIES.....	1.9	0.9
36	LUMBER & TIMBER.....	0.8
37	VENER & PLYWOOD.....
38	OTHER WOOD FABRICATED MATERIALS.....	..	1.1	0.5	0.8
39	FURNITURE & FIXTURES.....	2.0	3.2
40	PULP.....
41	NEWSPRINT & OTHER PAPER STOCK.....	..	0.9	1.6	0.3
42	PAPER PRODUCTS.....	..	2.5	40.2	5.3
43	PRINTING & PUBLISHING.....	..	0.3	1.3
44	ADVERTISING PRINT MEDIA.....
45	IRON & STEEL PRODUCTS.....
46	ALUMINUM PRODUCTS.....
47	COPPER & COPPER ALLOY PRODUCTS.....
48	NICKEL PRODUCTS.....
49	OTHER NON FERROUS METAL PRODUCTS.....	..	5.9	11.3
50	BOILERS, TANKS & PLATES.....
51	FABRICATED STRUCTURAL METAL PROD.....	1.4	0.5
52	OTHER METAL FABRICATED PRODUCTS.....	..	2.4	6.3	5.8
53	AGRICULTURAL MACHINERY.....
54	OTHER INDUSTRIAL MACHINERY.....	..	4.1	10.5
55	MOTOR VEHICLES.....
56	MOTOR VEHICLE PARTS.....	3.6	0.2
57	OTHER TRANSPORT EQUIPMENT.....	3.4	..	18.9	0.7
58	APPLIANCES & RECEIVERS, HOUSEHOLD.....	4.0
59	OTHER ELECTRICAL PRODUCTS.....	25.6	95.1	..	1.0
60	CEMENT & CONCRETE PRODUCTS.....
61	OTHER NON-METALLIC MINERAL PROD.....	0.1	2.3
62	GASOLINE & FUEL OIL.....	1325.8
63	OTHER PETROLEUM & COAL PROD.....	217.8	29.9	0.5	..
64	INDUSTRIAL CHEMICALS.....	2.0	904.8	0.1
65	FERTILIZERS.....	..	97.6	0.2
66	PHARMACEUTICALS.....	..	277.3
67	OTHER CHEMICAL PRODUCTS.....	1.6	891.6	6.1	0.2
68	SCIENTIFIC EQUIPMENT.....	294.2	0.6
69	OTHER MANUFACTURED PRODUCTS.....	7.1	14.2	412.5	18.6
70	RESIDENTIAL CONSTRUCTION.....	2377.6
71	NON-RESIDENTIAL CONSTRUCTION.....	6984.6
72	REPAIR CONSTRUCTION.....	2247.3
73	PIPELINE TRANSPORTATION.....	336.9
74	TRANSPORTATION & STORAGE.....	5117.8
75	RADIO & TELEVISION BROADCASTING.....	227.8
76	TELEPHONE & TELEGRAPH.....	1204.9
77	POSTAL SERVICES.....	319.2
78	ELECTRIC POWER.....	0.1	8.6	..	1308.9	..
79	OTHER UTILITIES.....	269.4	..
80	WHOLESALE MARGINS.....	1.2	80.2	42.9	..	4.0	3858.4
81	RETAIL MARGINS.....	2.0	..	14.8	..
82	IMPLIED RENT OWNER OCCUP. DWEL.....
83	OTHER FINANCIALS, REAL ESTATE.....	27.1	1.1	0.8	39.8	27.2	11.4	1.6	29.0
84	BUSINESS SERVICES.....	0.7	3.4	1.2	..	5.6	39.4
85	EDUCATION SERVICES.....
86	HEALTH SERVICES.....
87	AMUSEMENT & RECREATION SERVICES.....	3.1
88	ACCOMMODATION & FOOD SERVICES.....	0.3	2.9	1.0	..	20.7	..	4.9	..
89	OTHER PERSONAL & MISC. SERVICES.....	0.2	0.1	23.1	63.8	61.9	5.2	20.4	381.4
90	TRANSPORTATION MARGINS.....
91	OPERATING OFFICE LAB. & FOOD.....
92	TRAVEL, ADVERTISING & PROMOTION.....
	TOTAL.....	1584.4	2377.7	917.1	11713.1	5998.7	1895.1	1621.5	4347.7

NOTE: DETAIL MAY NOT ADD DUE TO ROUNDING AND SUPPRESSION OF CONFIDENTIAL COMMODITIES.

TABLE 59. MAKE (OUTPUT) MATRIX (AGGREGATION - M), 1967 (MILLIONS OF DOLLARS) - CONTINUED

NO.	COMMODITY AGGREGATION - M	RETAIL TRADE	OWNER OCCUPIED DWELLINGS	FINANCE, INS. & REAL EST.	EDUCATION & HEALTH SERVICES	AMUSEMENT RECREATION SERVICES	SERVICE TO BUSINESS MANAGEMENT	ACCOMMODA- TION, FOOD SERVICES	PERSONAL & MISC. SERVICES
1	GRAINS.....
2	LIVE ANIMALS.....
3	OTHER AGRICULTURAL PRODUCTS.....	3.0
4	FORESTRY PRODUCTS.....
5	FISH LANDINGS.....
6	HUNTING & TRAPPING PRODUCTS.....
7	IRON ORES & CONCENTRATES.....
8	OTHER METAL ORES & CONCENTRATES.....
9	COAL.....
10	CRUDE MINERAL OILS.....
11	NATURAL GAS.....
12	NON-METALLIC MINERALS.....
13	SERVICES INCIDENTAL TO MINING.....
14	MEAT PRODUCTS.....	285.1
15	DAIRY PRODUCTS.....
16	FISH PRODUCTS.....
17	FRUITS & VEGETABLES PREPARATIONS.....
18	FEEDS.....
19	FLOUR, WHEAT MEAL & OTHER CEREALS.....
20	BREAKFAST CEREAL & BAKERY PROD.....
21	SUGAR.....	6
22	MISC. FOOD PRODUCTS.....	2.8
23	SOFT DRINKS.....
24	ALCOHOLIC BEVERAGES.....
25	TOBACCO PROCESSED UNMANUFACTURED.....
26	CIGARETTES & TOBACCO MFG.....
27	TIRES & TUBES.....
28	OTHER RUBBER PRODUCTS.....
29	PLASTIC FABRICATED PRODUCTS.....
30	LEATHER & LEATHER PRODUCTS.....
31	YARNS & MAN-MADE FIBRES.....
32	FABRICS.....
33	OTHER TEXTILE PRODUCTS.....	2.1
34	HOSIERY & KNITTED WEAR.....
35	CLOTHING & ACCESSORIES.....	0.4
36	LUMBER & TIMBER.....
37	VENEER & PLYWOOD.....
38	OTHER WOOD FABRICATED MATERIALS.....
39	FURNITURE & FIXTURES.....
40	PULP.....
41	NEWSPRINT & OTHER PAPER STOCK.....
42	PAPER PRODUCTS.....
43	PRINTING & PUBLISHING.....	0.4
44	ADVERTISING, PRINT MEDIA.....
45	IRON & STEEL PRODUCTS.....
46	ALUMINUM PRODUCTS.....
47	COPPER & COPPER ALLOY PRODUCTS.....
48	NICKEL PRODUCTS.....
49	OTHER NON-FERROUS METAL PRODUCTS.....
50	BOILERS, TANKS & PLATES.....
51	FABRICATED STRUCTURAL METAL PROD.....
52	OTHER METAL FABRICATED PRODUCTS.....
53	AGRICULTURAL MACHINERY.....
54	OTHER INDUSTRIAL MACHINERY.....
55	MOTOR VEHICLES.....
56	MOTOR VEHICLE PARTS.....
57	OTHER TRANSPORT EQUIPMENT.....
58	APPLIANCES & RECEIVERS, HOUSEHOLD.....	0.2	..
59	OTHER ELECTRICAL PRODUCTS.....	0.5
60	CEMENT & CONCRETE PRODUCTS.....
61	OTHER NON-METALLIC MINERAL PROD.....
62	GASOLINE & FUEL OIL.....
63	OTHER PETROLEUM & COAL PROD.....
64	INDUSTRIAL CHEMICALS.....
65	FERTILIZERS.....
66	PHARMACEUTICALS.....
67	OTHER CHEMICAL PRODUCTS.....
68	SCIENTIFIC EQUIPMENT.....
69	OTHER MANUFACTURED PRODUCTS.....
70	RESIDENTIAL CONSTRUCTION.....
71	NON-RESIDENTIAL CONSTRUCTION.....
72	REPAIR CONSTRUCTION.....
73	PIPELINE TRANSPORTATION.....
74	TRANSPORTATION & STORAGE.....	11.1	..	0.2	6.6
75	RADIO & TELEVISION BROADCASTING.....
76	TELEPHONE & TELEGRAPH.....
77	POSTAL SERVICES.....
78	ELECTRIC POWER.....
79	OTHER UTILITIES.....	0.1	5.4
80	WHOLESALE MARGINS.....
81	RETAIL MARGINS.....	5098.1	11.6	10.0	23.8	5.5
82	IMPLIED RENT OWNER OCCUP. DWEL.....	..	3769.1
83	OTHER FINANCE, INS. REAL ESTATE.....	32.2	..	6962.8	0.4	9.4	41.4	30.2	3.4
84	BUSINESS SERVICES.....	0.2	1562.7
85	EDUCATION SERVICES.....	140.1
86	HEALTH SERVICES.....	1077.3
87	AMUSEMENT & RECREATION SERVICES.....	452.5	105.9	0.2	..
88	ACCOMMODATION & FOOD SERVICES.....	111.9	..	0.1	..	23.6	10.4	2557.5	0.5
89	OTHER PERSONAL & MISC. SERVICES.....	805.3	..	42.1	387.2	10.6	1019.4
90	TRANSPORTATION MARGINS.....
91	OPERATING, OFFICE, LAB & FOOD.....
92	TRAVEL, ADVERTISING & PROMOTION.....	0.4
	TOTAL.....	6351.9	3769.1	7965.2	1217.8	497.3	2125.0	2622.3	1034.2

NOTE: DETAIL MAY NOT ADD DUE TO ROUNDING AND SUPPRESSION OF CONFIDENTIAL COMMODITIES.

TABLE 59. MAKE (OUTPUT) MATRIX (AGGREGATION - M). 1967 (MILLIONS OF DOLLARS) - CONCLUDED

NO.	COMMODITY AGGREGATION - M	TRANS. MARGINS	OPERATING OFFICE LAB & FOOD	TRAVEL PROMOTION, ADVTC.	TOTAL INDUSTRIES
1	GRAINS	1030.6
2	LIVE ANIMALS	1561.9
3	OTHER AGRICULTURAL PRODUCTS	1585.7
4	FORESTRY PRODUCTS	1076.3
5	FISH LANDINGS	164.0
6	HUNTING & TRAPPING PRODUCTS	12.4
7	IRON ORES & CONCENTRATES	423.9
8	OTHER METAL, ORES & CONCENTRATES	1377.5
9	COAL	55.9
10	CRUDE MINERAL OILS	943.9
11	NATURAL GAS	184.8
12	NON-METALLIC MINERALS	435.1
13	SERVICES INCIDENTAL TO MINING	303.4
14	MEAT PRODUCTS	2369.5
15	DAIRY PRODUCTS	1232.4
16	FISH PRODUCTS	287.0
17	FRUITS & VEGETABLES PREPARATIONS	508.1
18	FEEDS	611.7
19	FLOUR, WHEAT MEAL & OTHER CEREALS	211.9
20	BREAKFAST CEREAL & BAKERY PROD.	666.8
21	SUGAR	128.4
22	MISC. FOOD PRODUCTS	824.1
23	SOFT DRINKS	289.1
24	ALCOHOLIC BEVERAGES	637.1
25	TOBACCO PROCESSED UNMANUFACTURED	172.3
26	CIGARETTES & TOBACCO MFG.	331.1
27	TIRES & TUBES	299.2
28	OTHER RUBBER PRODUCTS	182.0
29	PLASTIC FABRICATED PRODUCTS	261.8
30	LEATHER & LEATHER PRODUCTS	363.6
31	YARNS & MAN MADE FIBRES	346.1
32	FABRICS	554.6
33	OTHER TEXTILE PRODUCTS	527.0
34	HOSIERY & KNITTED WEAR	307.3
35	CLOTHING & ACCESSORIES	1156.7
36	LUMBER & TIMBER	837.0
37	VENEER & PLYWOOD	254.1
38	OTHER WOOD FABRICATED MATERIALS	589.2
39	FURNITURE & FIXTURES	612.5
40	PULP	642.6
41	NEWSPRINT & OTHER PAPER STOCK	1677.6
42	PAPER PRODUCTS	999.0
43	PRINTING & PUBLISHING	904.3
44	ADVERTISING, PRINT MEDIA	384.7
45	IRON & STEEL PRODUCTS	1624.1
46	ALUMINUM PRODUCTS	618.2
47	COPPER & COPPER ALLOY PRODUCTS	756.6
48	NICKEL PRODUCTS	427.0
49	OTHER NON-FERROUS METAL PRODUCTS	438.7
50	BOILERS, TANKS & PLATES	221.1
51	FABRICATED STRUCTURAL METAL PROD.	666.8
52	OTHER METAL FABRICATED PRODUCTS	1686.4
53	AGRICULTURAL MACHINERY	301.4
54	OTHER INDUSTRIAL MACHINERY	1390.0
55	MOTOR VEHICLES	2349.6
56	MOTOR VEHICLE PARTS	1245.2
57	OTHER TRANSPORT EQUIPMENT	1178.9
58	APPLIANCES & RECEIVERS, HOUSEHOLD	584.5
59	OTHER ELECTRICAL PRODUCTS	1793.9
60	CEMENT & CONCRETE PRODUCTS	564.9
61	OTHER NON-METALLIC MINERAL PROD.	527.8
62	GASOLINE & FUEL OIL	1326.4
63	OTHER PETROLEUM & COAL PROD.	302.7
64	INDUSTRIAL CHEMICALS	974.5
65	FERTILIZERS	167.8
66	PHARMACEUTICALS	282.2
67	OTHER CHEMICAL PRODUCTS	968.1
68	SCIENTIFIC EQUIPMENT	349.4
69	OTHER MANUFACTURED PRODUCTS	547.3
70	RESIDENTIAL CONSTRUCTION	2377.6
71	NON-RESIDENTIAL CONSTRUCTION	6984.6
72	REPAIR CONSTRUCTION	2247.3
73	PIPELINE TRANSPORTATION	326.9
74	TRANSPORTATION & STORAGE	5141.4
75	RADIO & TELEVISION BROADCASTING	227.8
76	TELEPHONE & TELEGRAPH	1204.9
77	POSTAL SERVICES	319.2
78	ELECTRIC POWER	1336.4
79	OTHER UTILITIES	276.9
80	WHOLESALE MARGINS	4713.2
81	RETAIL MARGINS	5170.9
82	IMPLIED RENT OWNER OCPI, DWEL.	3769.1
83	OTHER FINANCE, INS., REAL ESTATE	7268.4
84	BUSINESS SERVICES	1754.6
85	EDUCATION SERVICES	140.1
86	HEALTH SERVICES	1077.3
87	AMUSEMENT & RECREATION SERVICES	561.6
88	ACCOMMODATION & FOOD SERVICES	2784.3
89	OTHER PERSONAL & MISC. SERVICES	2963.3
90	TRANSPORTATION MARGINS	2284.0	2284.0
91	OPERATING, OFFICE, LAB. & FOOD	4863.1	..	4863.1
92	TRAVEL, ADVERTISING & PROMOTION	2435.6	2435.6
	TOTAL	2284.0	4863.1	2435.6	109858.4

NOTE: DETAIL MAY NOT ADD DUE TO ROUNDING AND SUPPRESSION OF CONFIDENTIAL COMMODITIES.

TABLE 60. USE (INPUT) MATRIX (AGGREGATION - M), 1967 (MILLIONS OF DOLLARS)

COMMODITY AGGREGATION - M	AGRICUL- TURE	FORE- STRY	FISHING, HUNTING & TRAPPING	METAL MINES	MINERAL FUELS	NON-METAL MINES & QUARRIES	SERVICES INCIDENTAL TO MINING	FOOD & BEVERAGE INDUSTRIES
NO.								
1 GRAINS.....	35.9	--	--	--	--	--	--	329.5
2 LIVE ANIMALS.....	65.4	--	--	--	--	--	--	1124.1
3 OTHER AGRICULTURAL PRODUCTS.....	113.7	0.5	--	--	--	--	--	803.8
4 FORESTRY PRODUCTS.....	0.3	70.0	--	--	--	0.1	--	0.3
5 FISH LANDINGS.....	--	--	2.2	--	--	--	--	135.6
6 HUNTING & TRAPPING PRODUCTS.....	--	--	--	--	--	--	--	0.3
7 IRON ORES & CONCENTRATES.....	--	--	--	--	--	--	--	--
8 OTHER METAL ORES & CONCENTRATES.....	--	--	--	6.0	--	--	--	--
9 COAL.....	1.4	--	--	0.8	--	1.0	--	2.0
10 CRUDE MINERAL OILS.....	--	--	--	--	--	--	--	--
11 NATURAL GAS.....	0.9	--	--	0.7	1.0	1.1	--	3.5
12 NON-METALLIC MINERALS.....	4.9	--	0.6	7.8	0.3	3.6	1.3	9.3
13 SERVICES INCIDENTAL TO MINING.....	--	--	--	50.9	53.2	5.4	--	--
14 MEAT PRODUCTS.....	4.5	--	--	--	--	--	--	394.4
15 DAIRY PRODUCTS.....	--	--	--	--	--	--	--	190.7
16 FISH PRODUCTS.....	--	--	--	--	--	--	--	21.5
17 FRUITS & VEGETABLES PREPARATIONS.....	--	--	--	--	--	--	--	56.5
18 FEEDS.....	439.3	3.2	--	--	--	--	--	123.5
19 FLOUR, WHEAT, MEAL & OTHER CEREALS.....	--	--	--	--	--	--	--	107.5
20 BREAKFAST CEREAL & BAKERY PROD.....	--	--	--	--	--	--	--	1.6
21 SUGAR.....	--	--	--	--	--	--	--	72.7
22 MISC. FOOD PRODUCTS.....	--	--	--	--	--	--	--	227.4
23 SOFT DRINKS.....	--	--	--	--	--	--	--	27.9
24 ALCOHOLIC BEVERAGES.....	--	--	--	--	--	--	--	11.1
25 TOBACCO PROCESSED UNMANUFACTURED.....	--	--	--	--	--	--	--	--
26 CIGARETTES & TOBACCO MFG.....	--	--	--	--	--	--	--	--
27 TIRES & TUBES.....	9.0	--	--	--	--	--	--	--
28 OTHER RUBBER PRODUCTS.....	--	--	--	--	--	--	--	--
29 PLASTIC FABRICATED PRODUCTS.....	--	--	--	--	--	--	--	40.1
30 LEATHER & LEATHER PRODUCTS.....	--	--	--	--	--	--	--	--
31 YARNS & MAN MADE FIBRES.....	--	--	0.3	--	--	--	--	0.2
32 FABRICS.....	--	--	--	--	--	--	--	0.8
33 OTHER TEXTILE PRODUCTS.....	16.0	2.3	4.8	0.5	--	3.2	--	11.2
34 HOSIERY & KNITTED WEAR.....	--	--	--	--	--	--	--	--
35 CLOTHING & ACCESSORIES.....	--	--	--	--	--	--	--	--
36 LUMBER & TIMBER.....	0.1	--	1.8	--	--	--	--	--
37 VENEER & PLYWOOD.....	--	--	--	--	--	--	--	--
38 OTHER WOOD FABRICATED MATERIALS.....	3.4	0.5	--	--	--	0.8	--	8.5
39 FURNITURE & FIXTURES.....	--	--	--	--	--	--	--	--
40 PULP.....	--	--	--	--	--	--	--	--
41 NEWSPRINT & OTHER PAPER STOCK.....	--	--	--	--	--	--	--	14.4
42 PAPER PRODUCTS.....	3.1	--	--	0.1	--	7.7	--	222.8
43 PRINTING & PUBLISHING.....	--	--	--	--	--	0.2	--	12.8
44 ADVERTISING, PRINT MEDIA.....	--	--	--	--	--	--	--	--
45 IRON & STEEL PRODUCTS.....	--	--	--	18.8	0.2	1.0	5.5	1.2
46 ALUMINUM PRODUCTS.....	--	--	--	--	--	--	--	--
47 COPPER & COPPER ALLOY PRODUCTS.....	--	--	--	--	--	--	--	--
48 NICKEL PRODUCTS.....	--	--	--	--	--	--	--	--
49 OTHER NON FERROUS METAL PRODUCTS.....	--	--	--	0.4	--	--	--	--
50 BOILERS, TANKS & PLATES.....	--	--	--	--	--	--	--	--
51 FABRICATED STRUCTURAL METAL PROD.....	--	--	--	0.8	0.3	--	--	--
52 OTHER METAL FABRICATED PRODUCTS.....	14.0	7.5	0.7	2.5	1.0	--	--	128.1
53 AGRICULTURAL MACHINERY.....	41.8	--	--	--	--	--	--	--
54 OTHER INDUSTRIAL MACHINERY.....	--	4.4	2.2	19.8	7.2	6.5	5.7	--
55 MOTOR VEHICLES.....	--	--	--	--	--	--	--	--
56 MOTOR VEHICLE PARTS.....	--	--	--	--	--	--	--	--
57 OTHER TRANSPORT EQUIPMENT.....	0.9	1.8	11.2	2.3	0.4	--	--	--
58 APPLIANCES & RECEIVERS, HOUSEHOLD.....	--	--	--	--	--	--	--	--
59 OTHER ELECTRICAL PRODUCTS.....	--	--	5.0	--	--	--	2.8	--
60 CEMENT & CONCRETE PRODUCTS.....	--	--	--	--	--	0.3	--	--
61 OTHER NON-METALLIC MINERAL PROD.....	0.2	0.1	0.3	2.4	--	0.2	--	65.9
62 GASOLINE & FUEL OIL.....	143.6	19.2	8.3	14.6	2.7	6.8	4.4	23.2
63 OTHER PETROLEUM & COAL PROD.....	28.7	0.9	1.5	2.2	1.2	2.2	2.1	6.4
64 INDUSTRIAL CHEMICALS.....	67.9	0.2	0.2	13.2	5.0	1.7	0.1	29.4
65 FERTILIZERS.....	69.4	--	--	--	--	--	--	--
66 PHARMACEUTICALS.....	17.5	--	--	--	--	--	--	10.8
67 OTHER CHEMICAL PRODUCTS.....	42.5	1.1	0.2	24.4	1.0	6.0	0.8	40.2
68 SCIENTIFIC EQUIPMENT.....	--	--	--	--	--	--	--	--
69 OTHER MANUFACTURED PRODUCTS.....	--	--	2.8	--	--	--	--	1.8
70 RESIDENTIAL CONSTRUCTION.....	--	--	--	--	--	--	--	--
71 NON-RESIDENTIAL CONSTRUCTION.....	--	--	--	--	--	--	--	--
72 REPAIR CONSTRUCTION.....	96.5	19.3	0.4	33.4	34.6	4.1	--	18.6
73 PIPELINE TRANSPORTATION.....	1.0	--	--	0.7	0.7	0.8	--	2.8
74 TRANSPORTATION & STORAGE.....	14.1	97.2	2.1	18.6	2.8	4.5	8.5	57.9
75 RADIO & TELEVISION BROADCASTING.....	--	--	--	--	--	--	--	--
76 TELEPHONE & TELEGRAPH.....	10.3	2.9	0.3	2.5	3.4	1.1	1.5	20.5
77 POSTAL SERVICES.....	1.8	0.4	--	0.2	0.6	0.1	0.1	3.6
78 ELECTRIC POWER.....	38.9	0.5	0.2	38.4	15.9	9.4	2.7	28.5
79 OTHER UTILITIES.....	4.6	--	--	1.8	2.1	1.7	--	11.7
80 WHOLESALE MARGINS.....	113.6	8.1	4.1	18.1	4.4	6.8	4.1	174.6
81 RETAIL MARGINS.....	27.5	1.4	1.2	1.8	0.3	1.0	0.9	9.3
82 IMPUTED RENT OWNER OCPD, DWEL.....	--	--	--	--	--	--	--	--
83 OTHER FINANCIALS, REAL ESTATE.....	163.3	79.1	2.2	46.9	235.6	14.4	10.0	74.7
84 BUSINESS SERVICES.....	5.2	4.8	0.3	25.8	64.3	4.7	2.4	41.9
85 EDUCATION SERVICES.....	--	--	--	--	--	--	--	--
86 HEALTH SERVICES.....	--	--	--	--	--	--	--	--
87 AMUSEMENT & RECREATION SERVICES.....	--	--	--	--	--	--	--	--
88 ACCOMMODATION & FOOD SERVICES.....	--	--	--	--	--	--	--	--
89 OTHER PERSONAL & MISC. SERVICES.....	5.8	29.3	1.6	4.6	2.1	6.2	1.2	28.8
90 TRANSPORTATION MARGINS.....	71.0	2.1	1.5	8.1	1.1	2.8	1.4	171.1
91 OPERATING, OFFICE, LAB. & FOOD.....	228.8	132.2	2.3	169.5	34.1	52.1	42.1	166.3
92 TRAVEL, ADVERTISING & PROMOTION.....	0.3	6.5	--	4.4	8.1	2.6	8.0	287.0
93 NON-COMPETING IMPORTS.....	--	--	--	--	--	--	--	139.5
94 UNALLOCATED IMPORTS & EXPORTS.....	--	--	--	--	--	--	--	--
95 INDIRECT TAXES.....	161.6	28.5	3.3	28.1	60.5	14.0	3.6	88.6
96 SUBSIDIES.....	-163.7	-0.2	-0.5	-15.5	-32.8	--	-0.1	-24.1
97 WAGES & SALARIES.....	298.7	414.5	41.0	415.2	152.3	111.7	131.5	1170.3
98 SUPPLEMENTARY LABOUR INCOME.....	1.8	23.2	1.2	32.0	11.7	8.6	10.2	65.4
99 NET INCOME, UNINC. BUSINESS.....	1256.9	25.0	40.8	1.6	0.1	3.0	2.6	24.5
100 OTHER OPERATING SURPLUS.....	789.1	84.5	33.0	712.1	635.0	143.8	40.8	781.6
TOTAL.....	4251.6	1071.1	177.3	1716.7	1310.6	441.1	294.2	7606.0

NOTE: DEFAL MAY NOT ADD DUE TO ROUNDING.

TABLE 60. USE (INPUT) MATRIX (AGGREGATION - M1, 1967 (MILLIONS OF DOLLARS) - CONTINUED

NO.	COMMODITY AGGREGATION - M	TOBACCO PRODUCTS INDUSTRIES	RUBBER & PLASTIC PROD. IND.	LEATHER INDUSTRIES	TEXTILE INDUSTRIES	KNITTING MILLS	CLOTHING INDUSTRIES	WOOD	FURNITURE, FIXTURE INDUSTRIES
1	GRAINS.....	--	--	--	--	--	--	--	--
2	LIVE ANIMALS.....	--	--	--	--	--	--	--	--
3	OTHER AGRICULTURAL PRODUCTS.....	154.6	--	--	3.2	--	13.1	0.2	--
4	FORESTRY PRODUCTS.....	--	--	--	--	--	--	500.2	1.2
5	FISH LANDINGS.....	--	--	--	--	--	--	--	--
6	HUNTING & TRAPPING PRODUCTS.....	--	--	1.0	0.6	--	8.0	--	--
7	IRON ORES & CONCENTRATES.....	--	--	--	--	--	--	--	--
8	OTHER METAL ORES & CONCENTRATES.....	--	--	--	--	--	--	--	--
9	COAL.....	--	0.5	0.2	0.4	0.1	--	0.1	0.2
10	CRUDE MINERAL OILS.....	--	--	--	--	--	--	--	--
11	NATURAL GAS.....	--	0.3	--	0.5	0.1	--	0.4	0.2
12	NON-METALLIC MINERALS.....	--	1.6	0.1	0.3	--	--	--	--
13	SERVICES INCIDENTAL TO MINING.....	--	--	--	--	--	--	--	--
14	MEAT PRODUCTS.....	0.5	0.2	17.3	--	--	--	--	--
15	DAIRY PRODUCTS.....	--	--	--	--	--	--	--	--
16	FISH PRODUCTS.....	--	--	0.1	--	--	--	--	--
17	FRUITS & VEGETABLES PREPARATIONS.....	--	--	--	--	--	--	--	--
18	FEEDS.....	--	--	--	--	--	--	--	--
19	FLOUR, WHEAT MEAL & OTHER CEREALS.....	--	--	--	1.3	--	--	--	--
20	BREAKFAST CEREAL & BAKERY PROD.....	--	--	--	--	--	--	--	--
21	SUGAR.....	--	--	0.1	--	--	--	--	--
22	MISC. FOOD PRODUCTS.....	0.9	--	--	0.3	--	--	0.1	--
23	SOFT DRINKS.....	--	--	--	--	--	--	--	--
24	ALCOHOLIC BEVERAGES.....	--	--	--	--	--	--	--	--
25	TOBACCO PROCESSED UNMANUFACTURED.....	112.5	--	--	--	--	--	--	--
26	CIGARETTES & TOBACCO MFG.....	1.3	--	--	--	--	--	--	--
27	TIRES & TUBES.....	--	1.0	--	--	--	--	--	--
28	OTHER RUBBER PRODUCTS.....	--	9.0	12.6	4.6	0.9	0.7	--	11.3
29	PLASTIC FABRICATED PRODUCTS.....	0.1	4.7	9.4	3.4	--	0.9	3.8	10.0
30	LEATHER & LEATHER PRODUCTS.....	--	1.7	76.1	0.1	0.6	7.9	--	0.4
31	YARNS & MAN MADE FIBRES.....	3.6	6.5	0.1	253.6	123.1	12.6	--	--
32	FABRICS.....	--	67.1	7.6	158.7	9.6	382.4	1.6	51.9
33	OTHER TEXTILE PRODUCTS.....	--	1.4	2.0	48.1	7.4	29.1	0.1	1.7
34	HOSIERY & KNITTED WEAR.....	--	--	--	--	5.5	--	--	--
35	CLOTHING & ACCESSORIES.....	--	0.5	1.2	20.8	11.1	69.4	--	--
36	LUMBER & TIMBER.....	--	--	0.3	--	--	--	95.2	26.2
37	VENEER & PLYWOOD.....	--	--	0.5	--	--	--	47.3	15.3
38	OTHER WOOD FABRICATED MATERIALS.....	1.2	1.5	0.2	0.7	--	--	51.6	13.7
39	FURNITURE & FIXTURES.....	--	--	--	0.1	--	--	--	19.9
40	PULP.....	--	--	--	8.0	--	--	--	--
41	NEWSPRINT & OTHER PAPER STOCK.....	2.7	11.3	0.2	5.7	0.9	0.9	3.2	4.7
42	PAPER PRODUCTS.....	35.2	10.4	5.1	11.5	3.8	8.5	4.0	10.3
43	PRINTING & PUBLISHING.....	1.0	0.7	0.4	0.7	0.5	--	--	0.6
44	ADVERTISING, PRINT MEDIA.....	--	--	--	--	--	--	--	--
45	IRON & STEEL PRODUCTS.....	--	0.3	0.3	0.2	--	--	0.5	20.1
46	ALUMINUM PRODUCTS.....	--	--	--	--	--	--	3.7	0.9
47	COPPER & COPPER ALLOY PRODUCTS.....	--	--	--	--	--	--	--	--
48	NICKEL PRODUCTS.....	--	--	--	--	--	--	--	--
49	OTHER NON FERROUS METAL PRODUCTS.....	--	2.5	--	1.0	--	--	--	0.6
50	BOILERS, TANKS & PLATES.....	--	--	--	--	--	--	--	--
51	FABRICATED STRUCTURAL METAL PROD.....	--	0.1	--	0.3	--	0.2	2.2	0.2
52	OTHER METAL FABRICATED PRODUCTS.....	1.7	8.8	4.1	6.6	--	--	13.7	35.5
53	AGRICULTURAL MACHINERY.....	--	--	--	--	--	--	--	--
54	OTHER INDUSTRIAL MACHINERY.....	--	0.3	--	--	--	0.2	0.1	--
55	MOTOR VEHICLES.....	--	--	--	--	--	--	--	--
56	MOTOR VEHICLE PARTS.....	--	--	--	--	--	--	--	--
57	OTHER TRANSPORT EQUIPMENT.....	--	0.6	--	--	--	--	--	--
58	APPLIANCES & REFRIGERATORS, HOUSEHOLD.....	--	--	--	--	--	--	--	--
59	OTHER ELECTRICAL PRODUCTS.....	--	--	--	--	--	--	--	2.5
60	CEMENT & CONCRETE PRODUCTS.....	--	--	--	--	--	--	--	--
61	OTHER NON METALLIC MINERAL PROD.....	--	2.5	0.1	1.1	--	--	8.8	4.5
62	GASOLINE & FUEL OIL.....	0.3	2.0	0.5	4.9	0.5	0.5	5.0	0.8
63	OTHER PETROLEUM & COAL PROD.....	0.1	1.6	0.2	1.1	--	0.2	5.3	0.2
64	INDUSTRIAL CHEMICALS.....	--	184.2	2.1	45.4	0.5	0.8	10.5	0.3
65	FERTILIZERS.....	--	--	--	--	--	--	--	--
66	PHARMACEUTICALS.....	--	--	--	--	--	--	--	--
67	OTHER CHEMICAL PRODUCTS.....	--	10.8	6.3	29.8	3.0	1.9	10.0	10.6
68	SCIENTIFIC EQUIPMENT.....	--	0.2	--	--	--	--	--	--
69	OTHER MANUFACTURED PRODUCTS.....	--	2.4	6.2	15.9	1.0	25.1	--	14.9
70	RESIDENTIAL CONSTRUCTION.....	--	--	--	--	--	--	--	--
71	NON-RESIDENTIAL CONSTRUCTION.....	--	--	--	--	--	--	--	--
72	REPAIR CONSTRUCTION.....	1.5	2.7	0.8	5.7	0.5	0.8	9.5	1.6
73	PIPELINE TRANSPORTATION.....	--	0.3	--	0.5	0.1	0.1	0.4	0.3
74	TRANSPORTATION & STORAGE.....	0.7	1.0	0.4	1.7	0.4	1.5	2.2	0.8
75	RADIO & TELEVISION BROADCASTING.....	--	--	--	--	--	--	--	--
76	TELEPHONE & TELEGRAPH.....	0.7	4.6	1.4	4.8	1.0	4.0	6.5	2.9
77	POSTAL SERVICES.....	0.2	1.0	0.6	1.0	0.5	1.5	0.7	0.9
78	ELECTRIC POWER.....	0.9	6.6	1.4	9.9	1.2	2.5	16.2	3.0
79	OTHER UTILITIES.....	0.1	0.8	0.2	1.6	0.2	0.3	2.2	1.8
80	WHOLESALE MARGINS.....	3.5	22.8	12.7	37.5	3.6	45.6	40.5	29.6
81	RETAIL MARGINS.....	0.1	0.5	0.2	0.8	0.6	8.5	1.9	0.8
82	IMPUED RENT OWNER OCCUP. DWEL.....	--	--	--	--	--	--	--	--
83	OTHER FINANCIALS, REAL ESTATE.....	4.9	15.8	6.0	18.1	7.3	30.6	32.5	12.3
84	BUSINESS SERVICES.....	2.8	8.3	2.3	8.2	1.7	5.9	6.5	4.4
85	EDUCATION SERVICES.....	--	--	--	--	--	--	--	--
86	HEALTH SERVICES.....	--	--	--	--	--	--	--	--
87	AMUSEMENT & RECREATION SERVICES.....	--	--	--	--	--	--	--	--
88	ACCOMMODATION & FOOD SERVICES.....	--	--	--	--	--	--	--	--
89	OTHER PERSONAL & MISC. SERVICES.....	0.6	2.0	5.0	4.0	0.8	1.8	7.6	1.5
90	TRANSPORTATION MARGINS.....	3.6	14.6	4.2	20.4	2.8	5.9	38.7	10.0
91	OPERATING, OFFICE, LAB. & FOOD.....	5.6	27.6	11.0	54.0	7.4	14.3	104.4	12.3
92	TRAVEL, ADVERTISING & PROMOTION.....	28.0	37.6	11.2	28.5	6.0	29.7	13.3	14.5
93	NON-COMPETING IMPORTS.....	--	18.1	0.1	52.0	--	--	--	--
94	UNALLOCATED IMPORTS & EXPORTS.....	--	--	--	--	--	--	--	--
95	INDIRECT TAXES.....	3.5	8.7	3.4	13.5	2.9	5.4	17.3	7.3
96	SUBSIDIES.....	--	--	--	-0.2	--	--	--	--
97	WAGES & SALARIES.....	61.1	233.4	125.1	357.1	87.9	366.5	462.6	207.6
98	SUPPLEMENTARY LABOUR INCOME.....	3.3	12.8	6.0	18.6	3.6	12.1	24.0	9.6
99	NET INCOMING BUSINESS.....	--	0.5	2.5	2.7	1.2	7.9	11.0	7.5
100	OTHER OPERATING SURPLUS.....	69.4	129.8	20.5	127.7	29.0	76.6	129.1	61.7
TOTAL.....		506.5	884.5	369.8	1307.1	327.5	1183.6	1694.8	649.4

NOTE: DETAIL MAY NOT ADD DUE TO ROUNDING.

TABLE 60. USE (INPUT) MATRIX (AGGREGATION - M), 1967 (MILLIONS OF DOLLARS) - CONTINUED

NO.	COMMODITY AGGREGATION - M	PAPER & ALLIED INDUSTRIES	PRINTING & PUBLISHING	PRIMARY METAL INDUSTRIES	METAL FABRICATING INDUSTRIES	MACHINERY INDUSTRIES	TRANS. EQUIPMENT INDUSTRIES	ELECTRICAL PRODUCTS INDUSTRIES	NON-METAL. MINERAL PROD. IND.
1	GRAINS.....	--	--	--	--	--	--	--	--
2	LIVE ANIMALS.....	--	--	--	--	--	--	--	--
3	OTHER AGRICULTURAL PRODUCTS.....	0.1	--	--	--	--	--	--	--
4	FORESTRY PRODUCTS.....	456.1	--	--	0.1	--	--	--	0.3
5	FISH LANDINGS.....	--	--	--	--	--	--	--	--
6	HUNTING & TRAPPING PRODUCTS.....	--	--	--	--	--	--	--	--
7	IRON ORES & CONCENTRATES.....	--	--	117.4	--	--	--	--	0.3
8	OTHER METAL ORES & CONCENTRATES.....	0.1	--	1072.7	--	--	--	0.8	9.6
9	COAL.....	18.6	0.1	64.8	0.4	0.6	3.7	0.6	8.2
10	CRUDE MINERAL OILS.....	--	--	--	--	--	--	--	--
11	NATURAL GAS.....	4.6	0.2	5.7	2.1	0.8	1.5	0.5	4.3
12	NON-METALLIC MINERALS.....	22.4	--	19.6	1.4	4.7	0.6	1.2	58.2
13	SERVICES INCIDENTAL TO MINING.....	--	--	--	--	--	--	--	--
14	MEAT PRODUCTS.....	--	--	--	--	--	--	--	--
15	DAIRY PRODUCTS.....	0.4	--	--	--	--	--	--	--
16	FISH PRODUCTS.....	--	--	--	--	--	--	--	--
17	FRUITS & VEGETABLES PREPARATIONS.....	--	--	--	--	--	--	--	--
18	FEEDS.....	--	--	--	--	--	--	--	--
19	FLOUR, WHEAT MEAL & OTHER CEREALS.....	--	--	0.1	--	--	--	--	--
20	BREAKFAST CEREAL & BAKERY PROD.....	--	--	--	--	--	--	--	--
21	SUGAR.....	--	--	--	--	--	--	--	--
22	MISC. FOOD PRODUCTS.....	7.9	--	--	0.1	--	--	--	0.6
23	SOFT DRINKS.....	--	--	--	--	--	--	--	--
24	ALCOHOLIC BEVERAGES.....	--	--	--	--	--	--	--	--
25	TOBACCO PROCESSED UNMANUFACTURED.....	--	--	--	--	--	--	--	--
26	CIGARETTES & TOBACCO MFG.....	--	--	--	--	--	--	--	--
27	TIRES & TUBES.....	--	--	--	0.1	7.7	47.5	--	--
28	OTHER RUBBER PRODUCTS.....	0.2	--	1.7	3.1	12.2	31.3	32.5	1.1
29	PLASTIC FABRICATED PRODUCTS.....	17.1	0.5	--	1.9	0.6	2.4	14.0	1.5
30	LEATHER & LEATHER PRODUCTS.....	--	--	--	--	--	1.4	--	--
31	YARNS & MAN MADE FIBRES.....	1.2	0.1	--	0.5	--	0.7	0.8	1.1
32	FABRICS.....	2.4	4.9	--	0.3	0.4	20.8	4.0	0.9
33	OTHER TEXTILE PRODUCTS.....	22.2	0.2	0.3	0.9	0.2	39.8	0.3	0.1
34	HOSIERY & KNITTED WEAR.....	--	--	--	--	--	--	--	--
35	CLOTHING & ACCESSORIES.....	--	--	--	--	--	--	--	--
36	LUMBER & TIMBER.....	0.4	--	0.2	3.7	1.5	7.5	1.0	0.3
37	VENIIR & PLYWOOD.....	0.1	--	--	--	0.1	2.1	--	--
38	OTHER WOOD FABRICATED MATERIALS.....	110.4	0.2	6.4	4.2	1.3	3.5	3.6	1.6
39	FURNITURE & FIXTURES.....	--	--	1.3	1.0	--	4.8	6.1	--
40	PULP.....	108.2	--	--	--	--	--	--	--
41	NEWSPRINT & OTHER PAPER STOCK.....	339.1	242.8	2.1	1.7	0.2	3.1	0.9	8.8
42	PAPER PRODUCTS.....	50.3	8.8	5.6	12.4	2.5	3.9	14.2	13.0
43	PRINTING & PUBLISHING.....	10.8	94.2	--	0.1	1.6	--	0.5	0.3
44	ADVERTISING PRINT MEDIA.....	--	--	--	--	--	--	--	--
45	IRON & STEEL PRODUCTS.....	1.0	--	252.5	537.6	151.2	247.9	88.8	4.6
46	ALUMINUM PRODUCTS.....	9.9	--	112.8	56.7	7.6	33.8	41.8	0.6
47	COPPER & COPPER ALLOY PRODUCTS.....	0.1	0.1	161.1	46.6	8.4	23.6	146.8	0.1
48	NICKEL PRODUCTS.....	--	--	12.6	4.7	0.2	5.6	5.8	0.1
49	OTHER NON-FERROUS METAL PRODUCTS.....	3.7	5.1	130.2	23.0	4.9	27.8	25.1	3.0
50	BOILERS, TANKS & PLATES.....	--	--	--	9.9	7.0	3.1	5.1	--
51	FABRICATED STRUCTURAL METAL PROD.....	0.8	--	7.5	109.4	31.2	24.0	6.8	1.5
52	OTHER METAL FABRICATED PRODUCTS.....	18.4	0.1	27.1	230.2	106.9	157.4	95.0	9.8
53	AGRICULTURAL MACHINERY.....	--	--	--	0.1	37.7	--	--	--
54	OTHER INDUSTRIAL MACHINERY.....	--	--	10.0	18.1	151.2	31.9	28.3	0.9
55	MOTOR VEHICLES.....	--	--	--	1.0	0.5	57.1	0.2	--
56	MOTOR VEHICLE PARTS.....	--	--	--	3.6	9.5	1464.0	1.3	--
57	OTHER TRANSPORT EQUIPMENT.....	--	--	0.2	0.2	--	173.8	--	--
58	APPLIANCES & RECEIVERS, HOUSEHOLD.....	--	--	0.1	7.2	8.9	21.5	49.6	--
59	OTHER ELECTRICAL PRODUCTS.....	--	--	12.9	89.8	82.0	421.6	--	3.3
60	CEMENT & CONCRETE PRODUCTS.....	--	--	--	0.1	--	--	--	94.3
61	OTHER NON-METALLIC MINERAL PROD.....	12.6	--	36.9	16.1	2.4	63.1	14.7	52.3
62	GASOLINE & FUEL OIL.....	37.1	1.1	19.7	3.6	1.4	4.1	2.2	10.3
63	OTHER PETROLEUM & COAL PROD.....	12.2	0.8	33.7	3.0	1.2	4.4	2.0	4.9
64	INDUSTRIAL CHEMICALS.....	108.0	2.0	26.1	14.7	3.1	7.0	33.1	16.3
65	FERTILIZERS.....	--	--	--	--	--	--	--	--
66	PHARMACEUTICALS.....	--	--	--	--	--	--	--	--
67	OTHER CHEMICAL PRODUCTS.....	31.0	18.0	7.2	22.8	7.2	17.9	13.4	7.9
68	SCIENTIFIC EQUIPMENT.....	--	6.4	0.1	0.8	1.9	29.4	2.5	0.5
69	OTHER MANUFACTURED PRODUCTS.....	0.6	1.0	0.5	3.9	3.4	11.9	2.9	3.5
70	RESIDENTIAL CONSTRUCTION.....	--	--	--	--	--	--	--	--
71	NON-RESIDENTIAL CONSTRUCTION.....	--	--	--	--	--	--	--	--
72	REPAIR CONSTRUCTION.....	12.1	3.6	23.1	8.2	4.1	8.7	6.1	8.7
73	PIPELINE TRANSPORTATION.....	3.7	0.2	4.1	1.6	0.6	1.3	0.7	3.5
74	TRANSPORTATION & STORAGE.....	9.5	1.7	8.4	5.5	2.4	18.9	8.8	1.7
75	RADIO & TELEVISION BROADCASTING.....	--	--	--	--	--	--	--	--
76	TELEPHONE & TELEGRAPH.....	10.6	12.9	9.6	16.9	12.2	20.3	16.9	5.8
77	POSTAL SERVICES.....	1.6	15.1	1.0	2.4	2.0	2.9	2.3	0.7
78	ELECTRIC POWER.....	86.5	4.9	60.1	13.2	5.2	14.4	9.2	19.8
79	OTHER UTILITIES.....	8.9	0.7	8.8	3.8	1.5	3.8	1.8	7.1
80	WHOLESALE MARGINS.....	57.9	14.4	164.3	66.1	56.4	101.1	54.1	23.3
81	RETAIL MARGINS.....	1.9	1.4	1.6	1.5	0.5	1.9	1.2	1.9
82	IMPUTED RENT OWNER OCCUP. DWEL.....	--	--	--	--	--	--	--	--
83	OTHER FINANCE, INS. REAL ESTATE.....	41.9	28.3	25.2	34.1	37.2	37.6	47.4	16.7
84	BUSINESS SERVICES.....	17.4	17.9	21.3	20.8	16.3	157.9	20.4	6.8
85	EDUCATION SERVICES.....	--	--	--	--	--	--	--	--
86	HEALTH SERVICES.....	--	--	--	--	--	--	--	--
87	AMUSEMENT & RECREATION SERVICES.....	--	--	--	--	--	--	--	--
88	ACCOMMODATION & FOOD SERVICES.....	--	--	--	--	--	--	--	--
89	OTHER PERSONAL & MISC. SERVICES.....	15.9	6.5	9.4	12.1	4.2	11.9	6.2	14.9
90	TRANSPORTATION MARGINS.....	103.1	14.9	81.4	41.2	23.1	64.8	28.1	36.6
91	OPERATING OFFICE, TAB & FOOD.....	142.5	26.2	155.1	91.9	51.8	154.1	64.6	92.1
92	TRAVEL, ADVERTISING & PROMOTION.....	31.5	62.7	19.3	51.3	47.3	90.5	74.7	18.5
93	NON-COMPETING IMPORTS.....	0.5	--	--	--	--	--	0.2	0.5
94	UNALLOCATED IMPORTS & EXPORTS.....	--	--	--	--	--	--	--	--
95	INDIRECT TAXES.....	61.8	15.8	46.2	25.4	19.2	51.1	24.7	22.9
96	SUBSIDIES.....	-0.1	--	-0.1	-0.4	-0.5	-1.6	-0.2	-0.1
97	WAGES & SALARIES.....	800.3	512.3	768.5	839.8	519.3	1005.5	738.3	308.9
98	SUPPLEMENTARY LABOUR INCOME.....	46.0	21.5	48.1	57.2	27.3	81.3	37.0	17.7
99	NET INCOME, UNINC. BUSINESS.....	0.3	9.2	0.3	10.0	1.3	2.1	0.7	1.9
100	OTHER OPERATING SURPLUS.....	428.9	165.9	428.5	351.4	264.3	464.8	207.6	188.6
TOTAL.....		3292.8	1322.3	4020.3	2814.4	1765.6	4959.0	2419.0	1122.6

NOTE: DETAIL MAY NOT ADD DUE TO ROUNDING.

TABLE 60. USE (INPUT) MATRIX (AGGREGATION - M), 1967 (MILLIONS OF DOLLARS) - CONTINUED

NO.	COMMODITY AGGREGATION - M	PETROLEUM & COAL PROD. IND.	CHEMICAL & CHEMICAL PROD. IND.	MISC. MANUFACTURING	CONSUM. INDUSTRY	TRANS. & STORAGE	COMMUNIC- ATION	ELEC. POWER GAS, OTHER UTILITIES	WHOLESALE TRADE
1	GRAINS.....	--	--	--	--	--	--	--	1.3
2	LIV. ANIMALS.....	--	1.4	--	--	--	--	--	--
3	OTHER AGRICULTURAL PRODUCTS.....	--	0.3	0.2	5.3	1.0	--	--	3.6
4	FORESTRY PRODUCTS.....	--	0.1	--	4.4	--	--	--	--
5	FISH LANDINGS.....	--	--	--	--	--	--	--	--
6	HUNTING & TRAPPING PRODUCTS.....	--	--	0.1	--	--	--	--	--
7	IRON ORES & CONCENTRATES.....	--	--	--	--	--	--	--	--
8	OTHER METAL ORES & CONCENTRATES.....	0.1	0.8	13.8	--	--	--	0.2	0.2
9	COAL.....	1.5	12.7	0.4	5.9	3.4	--	49.7	0.5
10	CRUDE MINERAL OILS.....	970.4	0.7	--	--	--	--	--	--
11	NATURAL GAS.....	0.7	7.2	0.3	--	8.5	--	3.3	1.6
12	NON-METALLIC MINERALS.....	1.3	40.6	0.6	60.0	1.8	--	--	--
13	SERVICES INCIDENTAL TO MINING.....	--	--	--	81.8	--	--	--	--
14	MEAT PRODUCTS.....	--	2.7	0.1	--	--	--	--	0.1
15	DAIRY PRODUCTS.....	--	0.9	--	--	--	--	--	4.8
16	FISH PRODUCTS.....	--	0.9	0.2	--	--	--	--	0.3
17	FRUITS & VEGETABLES PREPARATIONS.....	--	--	--	--	--	--	--	--
18	FEEDS.....	--	2.0	--	--	0.7	--	--	0.1
19	FLOUR WHEAT MEAL & OTHER CEREALS.....	--	0.4	--	--	--	--	--	1.3
20	BREAKFAST CEREAL & BAKERY PROD.....	--	--	--	--	--	--	--	--
21	SUGAR.....	--	0.4	--	--	--	--	--	0.3
22	MISC. FOOD PRODUCTS.....	--	25.6	0.6	--	--	--	--	0.5
23	SOFT DRINKS.....	--	--	--	--	--	--	--	--
24	ALCOHOLIC BEVERAGES.....	--	--	--	--	--	--	--	--
25	TOBACCO PROCESSED UNMANUFACTURED.....	--	--	--	--	--	--	--	--
26	CIGARETTES & TOBACCO MFG.....	--	--	--	--	--	--	--	0.1
27	TIRIS & TUBES.....	--	--	0.5	17.5	35.8	--	--	--
28	OTHER RUBBER PRODUCTS.....	--	1.3	2.1	16.2	5.3	--	--	--
29	PLASTIC FABRICATED PRODUCTS.....	0.1	24.7	8.1	74.2	2.0	--	--	11.3
30	LEATHER & LEATHER PRODUCTS.....	--	--	3.7	0.4	0.1	--	--	0.2
31	YARNS & MAN MADE FIBRES.....	--	2.1	3.9	0.6	--	--	--	1.5
32	FABRICS.....	--	2.4	14.2	7.9	1.6	--	--	1.5
33	OTHER TEXTILE PRODUCTS.....	--	3.4	3.0	34.6	5.0	1.1	--	4.5
34	HOSIERY & KNITTED WEAR.....	--	--	--	--	--	--	--	--
35	CLOTHING & ACCESSORIES.....	--	--	0.2	--	--	--	--	0.1
36	LUMBER & TIMBER.....	--	--	9.2	280.3	--	--	--	3.1
37	VENEER & PLYWOOD.....	--	--	5.1	151.6	--	--	--	0.4
38	OTHER WOOD FABRICATED MATERIALS.....	0.4	3.1	8.9	267.5	--	--	--	6.6
39	FURNITURE & FIXTURES.....	--	--	--	12.2	--	--	--	--
40	PULP.....	--	6.2	--	--	--	--	--	--
41	NEWSPRINT & OTHER PAPER STOCK.....	--	3.3	10.4	54.8	0.2	--	--	11.6
42	PAPER PRODUCTS.....	3.0	54.8	8.9	25.9	2.4	--	--	32.0
43	PRINTING & PUBLISHING.....	--	1.9	0.5	--	3.3	13.1	0.9	9.1
44	ADVERTISING PRINT MEDIA.....	--	--	--	--	--	--	--	--
45	IRON & STEEL PRODUCTS.....	--	0.7	19.6	357.2	5.1	--	--	2.4
46	ALUMINUM PRODUCTS.....	--	1.3	14.6	4.2	0.1	--	--	0.1
47	COPPER & COPPER ALLOY PRODUCTS.....	--	2.3	10.5	35.8	0.9	--	--	0.2
48	NICKEL PRODUCTS.....	--	0.1	0.2	1.3	--	--	--	--
49	OTHER NON-FERROUS METAL PRODUCTS.....	0.1	14.6	26.4	11.7	0.4	--	--	0.2
50	BOILERS, TANKS & PLATES.....	--	--	1.7	148.3	1.7	--	--	--
51	FABRICATED STRUCTURAL METAL PROD.....	--	0.2	2.7	538.6	0.4	--	--	--
52	OTHER METAL FABRICATED PRODUCTS.....	8.7	33.4	31.0	514.1	1.2	--	--	22.7
53	AGRICULTURAL MACHINERY.....	--	--	--	--	--	--	--	--
54	OTHER INDUSTRIAL MACHINERY.....	--	0.3	1.0	164.8	1.5	--	--	--
55	MOTOR VEHICLES.....	--	--	--	--	--	--	--	--
56	MAJOR VEHICLE PARTS.....	--	--	0.1	21.1	63.6	--	--	--
57	OTHER TRANSPORT EQUIPMENT.....	--	--	--	--	79.3	--	--	--
58	APPLIANCES & RECEIVERS HOUSEHOLD.....	--	0.2	0.9	8.1	--	--	--	--
59	OTHER ELECTRICAL PRODUCTS.....	--	--	8.6	482.2	10.7	40.5	--	0.1
60	CEMENT & CONCRETE PRODUCTS.....	--	--	0.1	456.0	--	--	--	--
61	OTHER NON-METALLIC MINERAL PROD.....	0.1	19.2	15.1	252.6	1.9	--	--	1.4
62	GASOLINE & FUEL OIL.....	0.2	11.2	1.1	56.3	170.7	2.0	19.9	50.9
63	OTHER PETROLEUM & COAL PROD.....	10.8	73.0	1.1	71.0	12.7	0.4	0.4	3.6
64	INDUSTRIAL CHEMICALS.....	11.2	355.2	30.5	7.9	0.5	0.6	--	3.0
65	FERTILIZERS.....	--	24.0	--	--	--	--	--	--
66	PHARMACEUTICALS.....	--	20.3	--	0.5	--	--	--	--
67	OTHER CHEMICAL PRODUCTS.....	33.7	77.0	9.3	76.2	5.1	0.1	--	1.4
68	SCIENTIFIC EQUIPMENT.....	--	0.3	34.2	19.6	0.7	1.2	--	0.3
69	OTHER MANUFACTURED PRODUCTS.....	7.9	14.1	32.8	59.3	2.7	0.2	--	1.7
70	RESIDENTIAL CONSTRUCTION.....	--	--	--	--	--	--	--	--
71	NON-RESIDENTIAL CONSTRUCTION.....	--	--	--	--	--	--	--	--
72	REPAIR CONSTRUCTION.....	33.5	14.4	1.2	6.0	195.7	61.4	66.7	8.6
73	PIPELINE TRANSPORTATION.....	161.7	6.4	0.3	0.3	6.2	0.1	2.3	1.5
74	TRANSPORTATION & STORAGE.....	2.8	6.7	1.3	104.3	464.8	82.7	1.8	156.5
75	RADIO & TELEVISION BROADCASTING.....	--	--	--	--	--	11.2	--	--
76	TELEPHONE & TELEGRAPH.....	1.6	11.8	5.7	15.1	64.3	23.3	3.2	60.5
77	POSTAL SERVICES.....	0.6	4.1	2.2	1.6	3.7	10.3	2.3	26.0
78	ELECTRIC POWER.....	10.5	39.1	3.3	4.9	23.9	4.2	26.8	23.3
79	OTHER UTILITIES.....	1.4	15.9	0.7	0.3	3.5	0.3	7.8	3.6
80	WHOLESALE MARGINS.....	4.3	59.9	26.0	532.6	87.1	3.0	7.4	49.6
81	RETAIL MARGINS.....	--	2.6	0.4	73.8	40.0	19.0	1.6	12.5
82	IMPLIED RENT OWNER OCPD. DWEL.....	--	--	--	--	--	--	--	--
83	OTHER FINANCIALS REAL ESTATE.....	19.5	44.9	22.0	128.3	148.6	32.3	34.6	214.2
84	BUSINESS SERVICES.....	11.5	29.7	8.2	334.8	32.4	17.6	8.6	86.6
85	EDUCATION SERVICES.....	--	--	--	--	--	--	--	--
86	HEALTH SERVICES.....	--	--	--	--	--	--	--	--
87	AMUSEMENT & RECREATION SERVICES.....	--	--	--	--	--	41.5	--	--
88	ACCOMMODATION & FOOD SERVICES.....	--	--	--	--	21.6	--	--	--
89	OTHER PERSONAL & MISC. SERVICES.....	2.3	18.3	3.0	183.1	124.1	7.1	7.8	45.1
90	TRANSPORTATION MARGINS.....	5.4	57.4	12.2	209.2	19.0	1.1	8.7	8.4
91	OPERATING OFFICE LAB & FOOD.....	33.0	72.7	27.5	186.8	273.6	38.6	27.0	180.0
92	TRAVEL, ADVERTISING & PROMOTION.....	24.0	170.7	55.5	47.5	67.3	18.7	6.9	279.7
93	NON-COMPETING IMPORTS.....	--	1.1	1.2	--	--	--	--	--
94	UNALLOCATED IMPORTS & EXPORTS.....	--	--	--	--	--	--	--	--
95	INDIRECT TAXES.....	12.5	36.6	11.2	695.6	312.7	61.5	55.2	117.3
96	SUBSIDIES.....	--	-1.6	--	--	-150.6	-132.4	-3.0	-35.4
97	WAGES & SALARIES.....	118.6	498.4	292.3	3599.9	1989.8	798.3	343.1	1844.4
98	SUPPLEMENTARY LABOUR INCOME.....	13.4	26.8	17.1	182.3	176.6	74.4	24.1	73.6
99	NET INCOME UNINC. BUSINESS.....	--	0.7	6.7	410.0	140.3	--	1.7	217.9
100	OTHER OPERATING SURPLUS.....	71.3	408.6	80.7	699.2	1124.0	661.2	912.6	789.6
TOTAL.....		1584.4	2377.7	917.1	11713.1	5598.7	1895.1	1621.5	4347.7

NOTE: DETAIL MAY NOT ADD DUE TO ROUNDING.

TABLE 60. USE (INPUT) MATRIX (AGGREGATION - M), 1967 (MILLIONS OF DOLLARS) - CONTINUED

NO.	COMMODITY AGGREGATION - M	RETAIL TRADE	OWNER OCCUPIED DWELLINGS	FINANCE, INS. & REAL EST.	EDUCATION & HEALTH SERVICES	AMUSEMENT RECREATION SERVICES	SERVICE TO BUSINESS MANAGEMENT	ACCOMMODA- TION, FOOD SERVICES	PERSONAL & MISC. SERVICES
1	GRAINS
2	LIVE ANIMALS	273.5
3	OTHER AGRICULTURAL PRODUCTS	0.2	..	52.3	1.7
4	FORESTRY PRODUCTS
5	FISH LANDINGS	7.1	..
6	HUNTING & TRAPPING PRODUCTS
7	IRON ORES & CONCENTRATES
8	OTHER METAL ORES & CONCENTRATES	0.5
9	COAL	0.8
10	CRUDE MINERAL OILS
11	NATURAL GAS	12.2	..	5.2	0.4	1.1	..
12	NON-METALLIC MINERALS	0.4	..
13	SERVICES INCIDENTAL TO MINING
14	MEAT PRODUCTS	3.5	298.0	..
15	DAIRY PRODUCTS	69.3	..
16	FISH PRODUCTS	46.6	..
17	FRUITS & VEGETABLE PREPARATIONS	35.3	..
18	FEEDS	0.2
19	FLOUR, WHEAT MEAL & OTHER CEREALS	3.9	..
20	BREAKFAST CEREAL & BAKERY PROD.	5.	..	41.6	..
21	SUGAR	7.8	..
22	MISC. FOOD PRODUCTS	19.7	2.1
23	SOFT DRINKS	6.	10.9	..
24	ALCOHOLIC BEVERAGES
25	TOBACCO PROCESSED UNMANUFACTURED
26	CIGARETTES & TOBACCO MFG.
27	TIRES & TUBES	1.1
28	OTHER RUBBER PRODUCTS	4.3	0.2	2.8
29	PLASTIC FABRICATED PRODUCTS	2.3	1.4	..
30	LEATHER & LEATHER PRODUCTS	0.5	2.3
31	YARNS & MAN MADE FIBRES	1.8
32	FABRICS	1.0	0.3	0.4	..	3.4	10.9
33	OTHER TEXTILE PRODUCTS	1.0	9.0	0.2	0.1	20.0	0.9
34	HOSIERY & KNITTED WEAR
35	CLOTHING & ACCESSORIES	14.9	1.7	..
36	LUMBER & TIMBER	0.1
37	VENEER & PLYWOOD
38	OTHER WOOD FABRICATED MATERIALS	5.7	0.4	14.9
39	FURNITURE & FIXTURES	0.9	..
40	PULP
41	NEWSPRINT & OTHER PAPER STOCK	8.7	0.1	..	1.9	..	0.5
42	PAPER PRODUCTS	93.9	0.4	35.5	3.3
43	PRINTING & PUBLISHING	6.7	..	14.7	3.0	0.8	4.7
44	ADVERTISING, PRINT MEDIA
45	IRON & STEEL PRODUCTS
46	ALUMINUM PRODUCTS
47	COPPER & COPPER ALLOY PRODUCTS
48	NICKEL PRODUCTS
49	OTHER NON FERROUS METAL PRODUCTS	2.9
50	BOILERS, TANKS & PLATES
51	FABRICATED STRUCTURAL METAL PROD.
52	OTHER METAL FABRICATED PRODUCTS	21.1	1.5	..	0.4	3.5
53	AGRICULTURAL MACHINERY
54	OTHER INDUSTRIAL MACHINERY	0.1	..
55	MOTOR VEHICLES
56	MOTOR VEHICLE PARTS
57	OTHER TRANSPORT EQUIPMENT
58	APPLIANCES & RECEIVERS, HOUSEHOLD	0.1	0.4
59	OTHER ELECTRICAL PRODUCTS	0.1
60	CEMENT & CONCRETE PRODUCTS
61	OTHER NON-METALLIC MINERAL PROD.	1.1	0.3	0.1	..	5.4	..
62	GASOLINE & FUEL OIL	38.1	..	11.8	5.0	1.6	3.9	16.1	9.1
63	OTHER PETROLEUM & COAL PROD.	1.8	..	0.2	0.7	0.1	0.4	0.7	1.9
64	INDUSTRIAL CHEMICALS	4.4	1.7	0.1	..	0.1	10.1
65	FERTILIZERS	0.1	..
66	PHARMACEUTICALS	20.0
67	OTHER CHEMICAL PRODUCTS	0.5	..	0.2	1.1	44.5
68	SCIENTIFIC EQUIPMENT	0.4	18.6	5.0	1.0	..	10.9
69	OTHER MANUFACTURED PRODUCTS	5.4	4.6	7.9	0.4	2.4	2.4
70	RESIDENTIAL CONSTRUCTION
71	NON-RESIDENTIAL CONSTRUCTION
72	REPAIR CONSTRUCTION	43.4	583.1	293.4	1.3	5.9	..	10.0	0.9
73	PIPELINE TRANSPORTATION	7.6	..	3.9	0.3	0.9	0.1
74	TRANSPORTATION & STORAGE	61.5	..	0.6	2.2	2.5	4.0	5.6	3.9
75	RADIO & TELEVISION BROADCASTING
76	TELEPHONE & TELEGRAPH	63.2	..	95.8	29.5	3.8	27.8	15.7	7.2
77	POSTAL SERVICES	72.6	..	36.3	6.0	0.3	7.0	0.5	0.9
78	ELECTRIC POWER	97.2	..	27.6	3.4	6.6	8.6	12.8	8.7
79	OTHER UTILITIES	20.0	..	16.0	1.5	0.1	1.2	3.6	0.4
80	WHOLESALE MARGINS	29.9	..	4.5	7.6	1.9	2.2	42.8	15.1
81	RETAIL MARGINS	12.1	..	2.7	1.7	0.3	2.1	26.7	2.4
82	IMPERFECT RENT, OWNER OCCUP. DWEL.
83	OTHER FINANCE, INS. REAL ESTATE	459.0	42.0	614.4	45.4	58.8	84.4	86.9	49.9
84	BUSINESS SERVICES	52.4	..	169.3	16.1	5.9	79.3	16.0	5.6
85	EDUCATION SERVICES
86	HEALTH SERVICES	4.5	0.8
87	AMUSEMENT & RECREATION SERVICES	45.2	18.4	17.1	..
88	ACCOMMODATION & FOOD SERVICES	2.1	..
89	OTHER PERSONAL & MISC. SERVICES	39.6	..	45.6	31.1	12.1	49.0	22.3	16.5
90	TRANSPORTATION MARGINS	11.4	..	1.1	2.2	0.5	0.6	16.5	4.5
91	OPERATING OFFICE LAB & FOOD	333.5	..	313.0	71.8	56.3	142.0	112.8	92.5
92	TRAVEL, ADVERTISING & PROMOTION	212.7	..	218.5	11.8	29.2	88.1	37.1	16.0
93	NON-COMPETING IMPORTS	2.6	4.4	..
94	UNALLOCATED IMPORTS & EXPORTS
95	INDIRECT TAXES	172.6	1061.5	851.6	15.6	20.2	20.0	82.2	30.6
96	SUBSIDIES	-0.2	-49.1	-25.0	-0.1	..
97	WAGES & SALARIES	2631.3	..	1719.1	225.4	114.9	811.5	804.8	144.7
98	SUPPLEMENTARY LABOUR INCOME	105.5	..	102.3	6.2	3.0	21.5	21.2	9.3
99	NET INCOME, UNINC. BUSINESS	625.6	697.8	461.4	625.4	42.1	473.1	277.9	203.7
100	OTHER OPERATING SURPLUS	795.7	1433.8	2016.6	47.2	68.7	230.2	319.3	94.3
	TOTAL	6351.9	3769.1	7905.2	1217.8	497.3	2125.0	2622.3	1014.2

NOTE: DETAIL MAY NOT ADD DUE TO ROUNDING.

TABLE 60. USE (INPUT) MATRIX (AGGREGATION - M), 1967 (MILLIONS OF DOLLARS) - CONCLUDED

NO.	COMMODITY AGGREGATION - M	TRANS. MARGINS	OPERATING OFFICE LAB & FOOD	TRAVEL PROMOTION ADVIG.	TOTAL INDUSTRIES
1	GRAINS.....	--	--	--	366.8
2	LIVE ANIMALS.....	--	1.9	--	1466.2
3	OTHER AGRICULTURAL PRODUCTS.....	--	32.0	--	1185.8
4	FORESTRY PRODUCTS.....	--	--	--	1033.2
5	FISH LANDINGS.....	--	1.2	--	146.1
6	HUNTING & TRAPPING PRODUCTS.....	--	--	--	10.0
7	IRON ORES & CONCENTRATES.....	--	--	--	117.6
8	OTHER METAL ORES & CONCENTRATES.....	--	--	--	1104.8
9	COAL.....	--	--	--	178.7
10	CRUDE MINERAL OILS.....	--	--	--	971.1
11	NATURAL GAS.....	--	--	--	69.1
12	NON-METALLIC MINERALS.....	--	0.3	--	242.9
13	SERVICES INCIDENTAL TO MINING.....	--	--	--	191.3
14	MEAT PRODUCTS.....	--	76.3	--	802.5
15	DAIRY PRODUCTS.....	--	45.7	--	311.7
16	FISH PRODUCTS.....	--	3.7	--	73.3
17	FRUITS & VEGETABLES PREPARATIONS.....	--	22.6	--	114.4
18	FEEDS.....	--	--	--	569.0
19	FLOUR,WHEAT,MEAL & OTHER CEREALS.....	--	3.0	--	117.6
20	BREAKFAST CEREAL & BAKERY PROD.....	--	27.5	--	70.8
21	SUGAR.....	--	4.2	--	85.5
22	MISC. FOOD PRODUCTS.....	--	15.0	--	300.9
23	SOFT DRINKS.....	--	10.7	--	49.5
24	ALCOHOLIC BEVERAGES.....	--	--	36.3	47.4
25	TOBACCO PROCESSED UNMANUFACTURED.....	--	--	--	112.5
26	CIGARETTES & TOBACCO MFG.....	--	--	--	1.3
27	TIRES & TUBES.....	--	94.9	2.2	219.1
28	OTHER RUBBER PRODUCTS.....	--	24.1	0.7	177.9
29	PLASTIC FABRICATED PRODUCTS.....	--	52.8	2.2	289.5
30	LEATHER & LEATHER PRODUCTS.....	--	7.4	--	102.9
31	YARNS & MAN MADE FIBRES.....	--	--	--	414.4
32	FABRICS.....	--	--	--	756.9
33	OTHER TEXTILE PRODUCTS.....	--	29.1	--	303.9
34	HOSIERY & KNITTED WEAR.....	--	--	--	5.5
35	CLOTHING & ACCESSORIES.....	--	10.4	--	130.3
36	CLAMBER & TIMBER.....	--	2.1	--	363.2
37	VENEER & PLYWOOD.....	--	--	--	202.7
38	OTHER WOOD FABRICATED MATERIALS.....	--	0.5	--	521.3
39	FURNITURE & FIXTURES.....	--	--	--	46.4
40	PULP.....	--	--	--	122.4
41	NEWSPRINT & OTHER PAPER STOCK.....	--	7.4	--	741.5
42	PAPER PRODUCTS.....	--	200.9	--	894.3
43	PRINTING & PUBLISHING.....	--	269.1	209.8	661.8
44	ADVERTISING,PRINT MEDIA.....	--	--	384.7	384.7
45	IRON & STEEL PRODUCTS.....	--	6.5	--	1721.1
46	ALUMINUM PRODUCTS.....	--	--	--	288.2
47	COPPER & COPPER ALLOY PRODUCTS.....	--	0.9	--	437.4
48	NICKEL PRODUCTS.....	--	--	--	30.6
49	OTHER NON FERROUS METAL PRODUCTS.....	--	7.3	--	290.9
50	BOILERS,TANKS & PLATES.....	--	2.4	--	179.4
51	FABRICATED STRUCTURAL METAL PROD.....	--	--	--	727.2
52	OTHER METAL FABRICATED PRODUCTS.....	--	310.8	--	1817.3
53	AGRICULTURAL MACHINERY.....	--	1.7	--	81.2
54	OTHER INDUSTRIAL MACHINERY.....	--	592.5	--	1047.2
55	MOTOR VEHICLES.....	--	--	--	58.7
56	MOTOR VEHICLE PARTS.....	--	335.5	26.9	1925.6
57	OTHER TRANSPORT EQUIPMENT.....	--	0.8	--	271.4
58	APPLIANCES & RECEIVERS,HOUSEHOLD.....	--	4.0	--	101.2
59	OTHER ELECTRICAL PRODUCTS.....	--	184.5	3.3	1349.8
60	CEMENT & CONCRETE PRODUCTS.....	--	--	--	550.7
61	OTHER NON-METALLIC MINERAL PROD.....	--	25.4	--	606.9
62	GASOLINE & FUEL OIL.....	--	--	41.8	756.7
63	OTHER PETROLEUM & COAL PROD.....	--	3.2	2.4	306.3
64	INDUSTRIAL CHEMICALS.....	--	73.9	--	1071.5
65	FERTILIZERS.....	--	5.8	--	99.4
66	PHARMACEUTICALS.....	--	11.2	--	80.1
67	OTHER CHEMICAL PRODUCTS.....	--	155.0	1.6	719.5
68	SCIENTIFIC EQUIPMENT.....	--	102.1	--	236.0
69	OTHER MANUFACTURED PRODUCTS.....	--	40.6	50.0	330.5
70	RESIDENTIAL CONSTRUCTION.....	--	--	--	--
71	NON RESIDENTIAL CONSTRUCTION.....	--	--	--	--
72	REPAIR CONSTRUCTION.....	--	--	--	1632.3
73	PIPELINE TRANSPORTATION.....	--	--	--	215.1
74	TRANSPORTATION & STORAGE.....	2284.0	--	357.0	3813.5
75	RADIO & TELEVISION BROADCASTING.....	--	--	191.3	202.5
76	TELEPHONE & TELEGRAPH.....	--	--	--	602.0
77	POSTAL SERVICES.....	--	--	--	215.5
78	ELECTRIC POWER.....	--	--	--	690.5
79	OTHER UTILITIES.....	--	--	--	141.9
80	WHOLESALE MARGINS.....	--	463.9	14.3	2439.3
81	RETAIL MARGINS.....	--	180.4	39.2	486.1
82	IMPUTED RENT OWNER OCCUPD DWEL.....	--	--	--	--
83	OTHER FINANCIALS,REAL ESTATE.....	--	--	--	3107.1
84	BUSINESS SERVICES.....	--	--	226.3	1568.4
85	EDUCATION SERVICES.....	--	--	--	--
86	HEALTH SERVICES.....	--	--	--	5.4
87	AMUSEMENT & RECREATION SERVICES.....	--	--	27.4	149.6
88	ACCOMMODATION & FOOD SERVICES.....	--	--	467.2	490.9
89	OTHER PERSONAL & MISC. SERVICES.....	--	726.7	54.6	1572.2
90	TRANSPORTATION MARGINS.....	--	109.0	12.5	1234.2
91	OPERATING, OFFICE, LAB & FOOD.....	--	--	--	3803.1
92	TRAVEL, ADVERTISING & PROMOTION.....	--	--	--	2167.4
93	NON-COMPETING IMPORTS.....	--	3.1	--	223.1
94	UNALLOCATED IMPORTS & EXPORTS.....	--	182.3	89.9	272.2
95	INDIRECT TAXES.....	--	390.5	174.0	4838.9
96	SUBSIDIES.....	--	--	--	-637.3
97	WAGES & SALARIES.....	--	--	--	26266.5
98	SUPPLEMENTARY LABOUR INCOME.....	--	--	--	1437.5
99	NET INCOME,UNINC. BUSINESS.....	--	--	--	5597.9
100	OTHER OPERATING SURPLUS.....	--	--	--	16156.7
TOTAL.....		2284.0	4863.1	2435.6	109958.4

NOTE: DETAIL MAY NOT ADD DUE TO ROUNDING.

TABLE 61. FINAL DEMAND MATRIX (AGGREGATION - M), 1967 (MILLIONS OF DOLLARS)

NO.	COMMODITY AGGREGATION - M	CONS. EXP. DURABLE	CONS. EXP. SEMI DURABLE	CONS. EXP. NON DURABLE	CONS. EXP. SERVICES	CONS. TRUCTION BUSINESS	CONS. TRUCTION GOVERNMENT	MACHINERY EQUIPMENT BUSINESS	MACHINERY EQUIPMENT GOVERNMENT
1	GRAINS	--	--	--	--	--	--	--	--
2	LIVE ANIMALS	--	11.5	79.5	--	--	--	--	--
3	OTHER AGRICULTURAL PRODUCTS	--	--	538.9	10.9	--	--	--	--
4	FORESTRY PRODUCTS	--	--	28.7	--	--	--	--	--
5	FISH LANDINGS	--	--	7.0	--	--	--	--	--
6	HUNTING & TRAPPING PRODUCTS	--	--	--	--	--	--	--	--
7	IRON ORES & CONCENTRATES	--	--	--	--	--	--	--	--
8	OTHER METAL ORES & CONCENTRATES	--	--	--	--	--	--	--	--
9	COAL	--	--	9.9	1.0	--	--	--	--
10	CRUDE MINERAL OILS	--	--	--	--	--	--	--	--
11	NATURAL GAS	--	--	50.8	8.5	--	--	--	--
12	NON-METALLIC MINERALS	--	2.5	4.9	--	--	--	--	--
13	SERVICES INCIDENTAL TO MINING	--	--	--	--	112.2	--	--	--
14	METAL PRODUCTS	--	--	1553.8	--	--	--	--	--
15	DAIRY PRODUCTS	--	--	881.3	--	--	--	--	--
16	FISH PRODUCTS	--	--	53.0	--	--	--	--	--
17	FRUITS & VEGETABLES PREPARATIONS	--	--	482.2	--	--	--	--	--
18	FEEDS	--	--	43.9	--	--	--	--	--
19	FLOUR WHEAT MEAL & OTHER CEREALS	--	--	42.0	--	--	--	--	--
20	BREAKFAST CEREAL & BAKERY PROD.	--	--	593.9	--	--	--	--	--
21	SUGAR	--	--	42.2	--	--	--	--	--
22	MISC. FOOD PRODUCTS	--	--	627.2	--	--	--	--	--
23	SOFT DRINKS	--	--	240.5	--	--	--	--	--
24	ALCOHOLIC BEVERAGES	--	--	519.2	--	--	--	--	--
25	TOBACCO PROCESSED UNMANUFACTURED	--	--	--	--	--	--	--	--
26	CIGARETTES & TOBACCO MFG	--	--	335.0	--	--	--	--	--
27	TIRES & TUBES	81.2	--	--	--	--	--	0.4	--
28	OTHER RUBBER PRODUCTS	4.4	53.0	2.2	--	--	--	7.1	1.8
29	PLASTIC FABRICATED PRODUCTS	1.5	25.8	6.5	--	--	--	--	--
30	LEATHER & LEATHER PRODUCTS	--	330.6	--	--	--	--	--	--
31	YARNS & MAN MADE FIBRES	--	29.0	--	--	--	--	--	--
32	FABRICS	--	95.8	--	--	--	--	--	--
33	OTHER TEXTILE PRODUCTS	113.3	124.8	47.4	--	--	--	6.1	0.6
34	HOSIERY & KNITTED WEAR	--	350.4	--	--	--	--	--	--
35	CLOTHING & ACCESSORIES	--	1087.5	--	--	--	--	--	--
36	LUMBER & TIMBER	--	8.1	--	--	--	--	--	--
37	VENEER & PLYWOOD	--	7.4	--	--	--	--	--	--
38	OTHER WOOD FABRICATED MATERIALS	17.5	3.7	0.5	--	--	--	11.5	0.2
39	FURNITURE & FIXTURES	416.6	16.4	--	--	--	--	132.0	27.0
40	PULP	--	--	--	--	--	--	--	--
41	NEWSPRINT & OTHER PAPER STOCK	--	4.2	1.5	--	--	--	--	--
42	PAPER PRODUCTS	--	11.3	132.6	--	--	--	--	--
43	PRINTING & PUBLISHING	--	366.5	--	19.9	--	--	--	--
44	ADVERTISING PRINT MEDIA	--	--	--	--	--	--	--	--
45	IRON & STEEL PRODUCTS	--	--	--	--	--	--	--	--
46	ALUMINUM PRODUCTS	--	--	--	--	--	--	--	--
47	COPPER & COPPER ALLOY PRODUCTS	--	--	--	--	--	--	--	--
48	NICKEL PRODUCTS	--	--	--	--	--	--	--	--
49	OTHER NON FERROUS METAL PRODUCTS	--	3.8	--	--	--	--	51.0	--
50	BOILERS, TANKS & PLATES	--	--	--	--	--	--	47.1	1.7
51	FABRICATED STRUCTURAL METAL PROD.	--	1.7	--	--	--	--	1.9	0.6
52	OTHER METAL FABRICATED PRODUCTS	20.8	87.2	10.2	--	--	--	79.7	12.4
53	AGRICULTURAL MACHINERY	4.0	--	--	--	--	--	418.9	2.4
54	OTHER INDUSTRIAL MACHINERY	22.8	17.5	--	--	--	--	1484.5	58.7
55	MOTOR VEHICLES	1541.6	--	--	--	16.6	--	547.0	58.1
56	MOTOR VEHICLE PARTS	144.9	--	--	--	--	--	25.7	1.8
57	OTHER TRANSPORT EQUIPMENT	86.7	--	--	--	--	--	504.5	49.9
58	APPLIANCES & RECEIVERS, HOUSEHOLD	586.1	--	--	--	--	--	70.9	5.4
59	OTHER ELECTRICAL PRODUCTS	32.4	47.6	--	--	--	--	666.0	13.8
60	CEMENT & CONCRETE PRODUCTS	--	2.6	--	--	--	--	--	--
61	OTHER NON-METALLIC MINERAL PROD.	--	51.5	--	--	--	--	15.1	0.2
62	GASOLINE & FUEL OIL	--	--	642.4	9.4	--	--	--	--
63	OTHER PETROLEUM & COAL PROD.	--	0.7	37.1	0.3	--	--	--	--
64	INDUSTRIAL CHEMICALS	1.1	0.6	1.8	--	--	--	--	--
65	FERTILIZERS	--	--	2.1	--	--	--	--	--
66	PHARMACEUTICALS	--	--	173.7	--	--	--	--	--
67	OTHER CHEMICAL PRODUCTS	7.9	66.0	279.6	--	--	--	--	--
68	SCIENTIFIC EQUIPMENT	101.7	41.1	39.0	--	--	--	149.9	49.3
69	OTHER MANUFACTURED PRODUCTS	227.8	147.3	17.3	6.4	--	--	17.9	2.7
70	RESIDENTIAL CONSTRUCTION	--	--	--	--	2364.6	13.0	--	--
71	NON-RESIDENTIAL CONSTRUCTION	--	--	--	--	4382.0	2583.9	--	--
72	REPAIR CONSTRUCTION	--	--	--	21.2	--	--	--	--
73	PIPELINE TRANSPORTATION	--	--	35.6	0.7	--	--	--	--
74	TRANSPORTATION & STORAGE	--	--	--	709.0	--	--	--	--
75	RADIO & TELEVISION BROADCASTING	--	--	--	19.8	--	--	--	--
76	TELEPHONE & TELEGRAPH	--	--	--	517.1	--	--	--	--
77	POSTAL SERVICES	--	--	--	73.9	--	--	--	--
78	ELECTRIC POWER	--	--	504.2	14.7	--	--	--	--
79	OTHER UTILITIES	--	--	118.3	175.9	--	--	--	--
80	WHOLESALE MARGINS	354.0	245.1	667.5	4.9	2.5	--	550.2	25.0
81	RETAIL MARGINS	1094.4	1368.0	2079.4	7.3	1.6	--	108.8	8.7
82	IMPUTED RENT OWNER OCPD, DWEL.	--	--	--	3769.1	--	--	--	--
83	OTHER FINANCIALS, REAL ESTATE	--	--	--	3795.4	501.0	--	--	--
84	BUSINESS SERVICES	--	--	--	191.7	--	--	--	--
85	EDUCATION SERVICES	--	--	--	156.1	--	--	--	--
86	HEALTH SERVICES	--	--	--	1134.9	--	--	--	--
87	AMUSEMENT & RECREATION SERVICES	--	--	--	450.2	--	--	--	--
88	ACCOMMODATION & FOOD SERVICES	--	--	--	2313.8	--	--	--	--
89	OTHER PERSONAL & MISC. SERVICES	431.0	52.9	923.3	--	--	--	--	--
90	TRANSPORTATION MARGINS	59.7	95.3	192.0	1.3	0.3	--	100.7	6.1
91	OPERATING, OFFICE, LAB. & FOOD	--	--	--	155.0	--	--	--	--
92	TRAVEL, ADVERTISING & PROMOTION	--	--	--	41.9	--	--	--	--
93	NON-COMPETING IMPORTS	--	--	111.7	--	--	--	--	--
94	UNALLOCATED IMPORTS & EXPORTS	--	--	--	463.0	--	--	--	--
95	INDIRECT TAXES	655.1	409.9	2060.7	146.8	2.0	--	421.7	30.6
96	SUBSIDIES	--	--	--	--	--	--	--	--
97	WAGES & SALARIES	--	--	--	1099.6	--	--	--	--
98	SUPPLEMENTARY LABOUR INCOME	--	--	--	42.2	--	--	--	--
99	NET INCOME, UNINC. BUSINESS	--	--	--	--	--	--	--	--
100	OTHER OPERATING SURPLUS	--	--	--	85.8	--	--	--	--
TOTAL		6006.8	5257.2	13297.0	15534.9	7382.8	2596.9	5316.7	357.0

NOTE: DETAIL MAY NOT ADD DUE TO ROUNDING

TABLE 61. FINAL DEMAND MATRIX (AGGREGATION - M), 1967 (MILLIONS OF DOLLARS) - CONCLUDED

NO.	COMMODITY AGGREGATION - M	INVENTORIES	DOMESTIC EXPORTS	RE-EXPORTS	IMPORTS	GOVT GROSS CURRENT EXPEND.	GOVT SALE OF GOOD & SERVICES	FINAL EXPEND ON GDP
1	GRAINS.....	54.1	654.3	0.1	-44.6	--	-0.1	663.8
2	LIVE ANIMALS.....	-11.2	42.0	0.9	-25.2	--	-1.8	95.6
3	OTHER AGRICULTURAL PRODUCTS.....	-33.4	163.4	2.5	-290.3	11.6	-3.7	399.9
4	FORESTRY PRODUCTS.....	-9.9	52.1	0.9	-28.8	--	--	43.1
5	FISH LANDINGS.....	--	34.3	0.3	-23.4	--	-0.3	17.9
6	HUNTING & TRAPPING PRODUCTS.....	0.1	11.5	0.6	-9.8	--	--	2.4
7	IRON ORES & CONCENTRATES.....	11.5	329.4	--	-34.7	--	--	306.2
8	OTHER METAL ORES & CONCENTRATES.....	58.7	372.7	0.6	-159.3	--	--	272.7
9	COAL.....	-3.0	14.8	--	-150.3	8.7	--	-122.8
10	CRUDE MINERAL OILS.....	-2.2	397.9	--	-422.9	--	--	-27.2
11	NATURAL GAS.....	0.5	70.5	--	-21.5	6.9	--	115.7
12	NON-METALLIC MINERALS.....	9.5	251.2	1.8	-94.4	16.9	-0.1	192.2
13	SERVICES INCIDENTAL TO MINING.....	--	--	--	--	--	--	112.1
14	MEAT PRODUCTS.....	3.2	107.1	2.3	-98.0	--	-1.4	156.0
15	DAIRY PRODUCTS.....	26.0	34.6	0.3	-21.6	--	--	920.7
16	FISH PRODUCTS.....	-2.6	183.2	0.8	-20.6	--	--	213.8
17	FRUITS & VEGETABLES PREPARATIONS.....	4.0	39.0	1.1	-132.5	--	--	393.8
18	FLEDS.....	-0.5	47.7	--	-28.3	--	--	62.7
19	FLOUR, WHEAT MEAL & OTHER CEREALS.....	4.0	59.8	--	-11.5	--	--	94.3
20	BREAKFAST CEREAL & BAKERY PROD.....	3.5	10.1	--	-11.5	--	--	596.0
21	SUGAR.....	1.1	2.5	--	-2.8	--	--	43.0
22	MISC. FOOD PRODUCTS.....	19.0	37.4	5.3	-165.7	--	--	523.2
23	SOFT DRINKS.....	1.7	0.4	--	-3.0	--	--	239.6
24	ALCOHOLIC BEVERAGES.....	16.9	146.2	--	-92.7	--	--	589.7
25	TOBACCO PROCESSED UNMANUFACTURED.....	19.8	47.6	--	-7.6	--	--	59.8
26	CIGARETTES & TOBACCO MFG.....	0.2	2.8	--	-8.3	--	--	329.7
27	FIBRES & TEXTILES.....	7.3	14.6	0.6	-24.0	--	--	80.1
28	OTHER RUBBER PRODUCTS.....	-0.2	8.5	0.5	-73.2	--	--	4.0
29	PLASTIC FABRICATED PRODUCTS.....	11.6	12.7	1.2	-87.0	--	--	-27.7
30	LEATHER & LEATHER PRODUCTS.....	-1.9	12.4	0.5	-81.1	--	--	260.7
31	YARNS & MAN MADE FIBRES.....	-3.5	14.9	0.9	-109.4	--	--	-68.1
32	FABRICS.....	-16.1	20.5	2.5	-305.0	0.3	--	-202.2
33	OTHER TEXTILE PRODUCTS.....	24.2	20.1	1.0	-129.6	15.4	--	223.2
34	HOSIERY & KNITTED WEAR.....	0.4	4.4	0.2	-53.8	0.2	--	801.7
35	CLOTHING & ACCESSORIES.....	-10.6	31.3	1.4	-89.5	7.9	-1.6	1026.5
36	LUMBER & TIMBER.....	10.3	494.7	0.1	-39.2	--	-0.3	473.8
37	VENET & PLYWOOD.....	3.7	73.7	0.4	-33.7	--	--	51.5
38	OTHER WOOD FABRICATED MATERIALS.....	6.3	54.1	0.8	-26.6	--	--	67.9
39	FURNITURE & FIXTURES.....	9.8	9.3	0.6	-48.6	3.0	-0.1	566.1
40	PULP.....	-11.9	544.3	--	-12.2	--	--	520.2
41	NEWSPRINT & OTHER PAPER STOCK.....	17.7	961.8	0.1	-51.2	--	--	936.1
42	PAPER PRODUCTS.....	24.8	24.1	1.6	-99.6	--	--	94.7
43	PRINTING & PUBLISHING.....	2.5	17.3	4.8	-204.7	44.1	-8.0	242.4
44	ADVERTISING PRINT MEDIA.....	--	--	--	--	--	--	--
45	IRON & STEEL PRODUCTS.....	-42.5	212.9	2.0	-271.5	--	--	-99.0
46	ALUMINUM PRODUCTS.....	26.4	391.4	0.3	-89.0	--	--	330.1
47	COPPER & COPPER ALLOY PRODUCTS.....	-10.6	348.6	0.3	-21.6	2.5	--	319.2
48	NICKEL PRODUCTS.....	-5.1	413.9	18.9	-32.5	1.3	--	396.4
49	OTHER NON-FERROUS METAL PRODUCTS.....	4.1	284.7	12.0	-124.3	18.5	--	147.8
50	BOILERS, TANKS & PLATES.....	4.5	10.6	0.4	-22.6	--	--	41.7
51	FABRICATED STRUCTURAL METAL PROD.....	-3.7	20.7	0.6	-82.2	--	--	-60.3
52	OTHER METAL FABRICATED PRODUCTS.....	30.3	88.7	9.1	-475.8	13.8	-7.4	-130.9
53	AGRICULTURAL MACHINERY.....	19.3	190.0	9.0	-424.4	--	--	219.2
54	OTHER INDUSTRIAL MACHINERY.....	-96.8	215.9	41.8	-1416.9	15.7	-0.6	342.7
55	MOTOR VEHICLES.....	-148.4	1149.8	2.8	-902.4	26.0	-0.2	2290.9
56	MOTOR VEHICLE PARTS.....	-19.2	451.6	26.5	-1311.6	--	-0.2	-680.4
57	OTHER TRANSPORT EQUIPMENT.....	26.2	369.2	54.2	-442.3	259.2	-0.1	907.4
58	APPLIANCES & RECEIVERS HOUSEHOLD.....	9.1	41.6	2.4	-232.1	--	--	483.3
59	OTHER ELECTRICAL PRODUCTS.....	5.8	227.2	20.5	-621.4	57.2	--	444.1
60	CEMENT & CONCRETE PRODUCTS.....	9.2	5.3	--	-3.0	--	--	14.2
61	OTHER NON-METALLIC MINERAL PROD.....	18.3	47.7	1.1	-213.0	--	--	-79.1
62	GASOLINE & FUEL OIL.....	14.0	11.7	0.3	-179.3	71.5	-0.3	569.7
63	OTHER PETROLEUM & COAL PROD.....	2.6	29.1	0.1	-77.1	3.6	--	-3.7
64	INDUSTRIAL CHEMICALS.....	9.0	208.8	3.7	-138.0	18.8	-2.8	-97.0
65	FERTILIZERS.....	3.9	81.0	--	-18.6	--	--	68.4
66	PHARMACEUTICALS.....	2.4	17.0	2.2	-54.9	62.0	-0.3	202.1
67	OTHER CHEMICAL PRODUCTS.....	12.7	59.9	4.5	-202.3	20.3	--	248.6
68	SCIENTIFIC EQUIPMENT.....	20.9	84.2	16.4	-443.4	62.0	-7.7	113.4
69	OTHER MANUFACTURED PRODUCTS.....	18.6	27.4	8.0	-255.1	--	-1.4	216.9
70	RESIDENTIAL CONSTRUCTION.....	--	--	--	--	--	--	2377.6
71	NON-RESIDENTIAL CONSTRUCTION.....	--	--	--	--	18.6	--	6984.6
72	REPAIR CONSTRUCTION.....	--	--	--	--	593.8	--	615.0
73	PIPELINE TRANSPORTATION.....	--	98.2	--	-28.0	5.2	--	111.7
74	TRANSPORTATION & STORAGE.....	--	421.8	--	-51.0	180.2	-20.1	1329.9
75	RADIO & TELEVISION BROADCASTING.....	--	9.8	--	-4.2	--	--	25.4
76	TELEPHONE & TELEGRAPH.....	--	5.0	--	-6.0	87.1	-0.4	602.9
77	POSTAL SERVICES.....	--	5.4	--	-4.4	28.8	--	103.7
78	ELECTRIC POWER.....	--	16.0	--	-10.0	123.4	-2.3	645.9
79	OTHER UTILITIES.....	--	--	--	--	32.3	-191.5	135.0
80	WHOLESALE MARGINS.....	--	384.8	13.8	-24.9	50.8	--	2273.7
81	RETAIL MARGINS.....	--	--	--	--	16.5	--	4684.8
82	IMPUTED RENT OWNER OCCUP. DWEL.....	--	--	--	--	--	--	3769.1
83	OTHER FINANCE INC. REAL ESTATE.....	--	44.6	--	-196.9	171.3	-154.1	4161.3
84	BUSINESS SERVICES.....	--	101.8	--	-303.8	219.7	-23.1	186.3
85	EDUCATION SERVICES.....	--	--	--	--	50.6	-66.6	140.1
86	HEALTH SERVICES.....	--	--	--	--	152.7	-215.5	1072.0
87	AMUSEMENT & RECREATION SERVICES.....	--	--	--	--	8.7	-46.9	412.0
88	ACCOMMODATION & FOOD SERVICES.....	--	--	--	--	--	-20.4	2293.4
89	OTHER PERSONAL & MISC. SERVICES.....	--	3.4	--	-13.0	203.1	-209.6	1391.1
90	TRANSPORTATION MARGINS.....	--	568.3	5.5	--	20.5	--	1049.8
91	OPERATING OFFICE LAB & FOOD.....	--	--	--	--	904.9	--	1059.9
92	TRAVEL ADVERTISING & PROMOTION.....	--	--	--	--	226.8	--	268.6
93	NON-COMPETING IMPORTS.....	3.2	--	0.9	-338.9	--	--	-223.1
94	UNALLOCATED IMPORTS & EXPORTS.....	--	1737.1	--	-1546.4	--	--	-272.2
95	INDIRECT TAXES.....	--	0.3	--	755.0	78.0	--	4650.1
96	SUBSIDIES.....	--	--	--	--	--	--	--
97	WAGES & SALARIES.....	--	--	--	--	6775.0	--	7874.6
98	SUPPLEMENTARY LABOUR INCOME.....	--	--	--	--	591.2	--	633.4
99	NET INCOME/UNINC. BUSINESS.....	--	--	--	--	--	--	--
100	OTHER OPERATING SURPLUS.....	--	--	--	--	941.1	--	1026.9
TOTAL.....		160.2	13818.5	293.0	-13409.4	12222.7	-989.2	67845.1

NOTE: DETAIL MAY NOT ADD DUE TO ROUNDING.

TABLE 62. IMPACT (INVERSE) MATRIX (AGGREGATION - M), 1967

NO.	COMMODITY AGGREGATION - M	AGRICUL- TURE	FOREST- RY	FISHING, HUNTING & TRAPPING	METAL MINES	MINERAL FUELS	NON-METAL MINES & QUARRIES	SERVICES INCIDENTAL TO MINING	FOOD & BEVERAGE INDUSTRIES
1	GRAINS.....	1.0838	0.0034	0.0021	0.0024	0.0167	0.0079	0.0011	0.1336
2	LIVE ANIMALS.....	1.0844	0.0034	0.0021	0.0024	0.0167	0.0079	0.0011	0.1328
3	OTHER AGRICULTURAL PRODUCTS.....	1.0739	0.0072	0.0021	0.0024	0.0166	0.0078	0.0010	0.1390
4	FORESTRY PRODUCTS.....	0.0413	1.0223	0.0003	0.0028	0.0097	0.0010	0.0008	0.0182
5	FISH LANDINGS.....	0.0022	0.0044	1.0106	0.0032	0.0191	0.0024	0.0009	0.0039
6	HUNTING & TRAPPING PRODUCTS.....	0.0022	0.0044	1.0106	0.0032	0.0191	0.0024	0.0009	0.0039
7	IRON ORES & CONCENTRATES.....	0.0040	0.0022	0.0002	0.9862	0.0067	0.0036	0.0282	0.0090
8	OTHER METAL ORES & CONCENTRATES.....	0.0040	0.0023	0.0002	0.9475	0.0070	0.0037	0.0271	0.0090
9	COAL.....	0.0022	0.0016	0.0001	0.0040	1.0041	0.0010	0.0389	0.0047
10	CRUDE MINERAL OILS.....	0.0022	0.0016	0.0001	0.0042	1.0031	0.0010	0.0389	0.0047
11	NATURAL GAS.....	0.0022	0.0016	0.0001	0.0040	1.0039	0.0010	0.0389	0.0047
12	NON-METALLIC MINERALS.....	0.0055	0.0049	0.0002	0.0068	0.1656	0.8112	0.0161	0.0128
13	SERVICES INCIDENTAL TO MINING.....	0.0055	0.0026	0.0002	0.0552	0.0095	0.0101	0.9466	0.0119
14	MEAT PRODUCTS.....	0.3173	0.0079	0.0159	0.0028	0.0099	0.0039	0.0007	1.0395
15	DAIRY PRODUCTS.....	0.3393	0.0085	0.0184	0.0029	0.0101	0.0041	0.0007	1.2018
16	FISH PRODUCTS.....	0.3405	0.0085	0.0185	0.0030	0.0101	0.0041	0.0007	1.2120
17	FRUITS & VEGETABLES PREPARATIONS.....	0.3391	0.0085	0.0184	0.0030	0.0102	0.0042	0.0007	1.2067
18	FEEDS.....	0.3393	0.0085	0.0185	0.0030	0.0101	0.0041	0.0007	1.2076
19	FLOUR WHEAT MEAL & OTHER CEREALS.....	0.3414	0.0085	0.0186	0.0030	0.0101	0.0041	0.0007	1.2149
20	BREAKFAST CEREAL & BAKERY PROD.....	0.3358	0.0085	0.0183	0.0029	0.0101	0.0041	0.0007	1.1951
21	SUGAR.....	0.3414	0.0085	0.0186	0.0030	0.0101	0.0041	0.0007	1.2149
22	MISC. FOOD PRODUCTS.....	0.3488	0.0085	0.0182	0.0030	0.0102	0.0042	0.0007	1.1904
23	SOFT DRINKS.....	0.3413	0.0085	0.0186	0.0030	0.0101	0.0041	0.0007	1.2147
24	ALCOHOLIC BEVERAGES.....	0.3414	0.0085	0.0186	0.0030	0.0101	0.0041	0.0007	1.2149
25	TOBACCO PROCESSED UNMANUFACTURED.....	0.3428	0.0174	0.0009	0.0020	0.0081	0.0031	0.0006	0.0548
26	CIGARETTES & TOBACCO MFG.....	0.3426	0.0174	0.0009	0.0020	0.0081	0.0031	0.0006	0.0548
27	TIRES & TUBES.....	0.0058	0.0074	0.0003	0.0044	0.0074	0.0038	0.0006	0.0146
28	OTHER RUBBER PRODUCTS.....	0.0061	0.0075	0.0003	0.0054	0.0074	0.0039	0.0006	0.0154
29	PLASTIC FABRICATED PRODUCTS.....	0.0086	0.0215	0.0004	0.0079	0.0081	0.0042	0.0007	0.0230
30	LEATHER & LEATHER PRODUCTS.....	0.0210	0.0071	0.0013	0.0031	0.0045	0.0014	0.0004	0.0645
31	YARNS & MAN MADE FIBRES.....	0.0077	0.0060	0.0003	0.0028	0.0062	0.0021	0.0004	0.0134
32	FABRICS.....	0.0072	0.0061	0.0003	0.0026	0.0054	0.0015	0.0004	0.0121
33	OTHER TEXTILE PRODUCTS.....	0.0076	0.0067	0.0003	0.0035	0.0056	0.0016	0.0004	0.0126
34	HOSIERY & KNITTED WEAR.....	0.0076	0.0047	0.0004	0.0017	0.0038	0.0010	0.0003	0.0092
35	CLOTHING & ACCESSORIES.....	0.0140	0.0042	0.0008	0.0019	0.0032	0.0008	0.0003	0.0102
36	LUMBER & TIMBER.....	0.0163	0.3266	0.0002	0.0034	0.0074	0.0011	0.0006	0.0132
37	VENEER & PLYWOOD.....	0.0164	0.3254	0.0002	0.0034	0.0072	0.0010	0.0006	0.0132
38	OTHER WOOD FABRICATED MATERIALS.....	0.0157	0.3076	0.0002	0.0040	0.0073	0.0012	0.0006	0.0131
39	FURNITURE & FIXTURES.....	0.0052	0.0372	0.0002	0.0141	0.0047	0.0013	0.0007	0.0098
40	PULP.....	0.0111	0.1715	0.0003	0.0037	0.0134	0.0054	0.0008	0.0139
41	NEWSPRINT & OTHER PAPER STOCK.....	0.0111	0.1714	0.0003	0.0037	0.0134	0.0054	0.0008	0.0139
42	PAPER PRODUCTS.....	0.0110	0.1478	0.0003	0.0054	0.0123	0.0050	0.0008	0.0162
43	PRINTING & PUBLISHING.....	0.0050	0.0370	0.0002	0.0024	0.0050	0.0015	0.0004	0.0093
44	ADVERTISING PRINT MEDIA.....	0.0048	0.0337	0.0002	0.0022	0.0048	0.0014	0.0004	0.0090
45	IRON & STEEL PRODUCTS.....	0.0038	0.0030	0.0002	0.2553	0.0134	0.0045	0.0079	0.0088
46	ALUMINUM PRODUCTS.....	0.0038	0.0031	0.0002	0.2699	0.0140	0.0047	0.0083	0.0089
47	COPPER & COPPER ALLOY PRODUCTS.....	0.0038	0.0030	0.0002	0.2710	0.0140	0.0047	0.0084	0.0089
48	NICKEL PRODUCTS.....	0.0038	0.0030	0.0002	0.2715	0.0140	0.0047	0.0084	0.0089
49	OTHER NON FERROUS METAL PRODUCTS.....	0.0040	0.0035	0.0002	0.2434	0.0132	0.0046	0.0075	0.0092
50	BOILERS, TANKS & PLATES.....	0.0034	0.0037	0.0002	0.0552	0.0060	0.0019	0.0019	0.0080
51	FABRICATED STRUCTURAL METAL PROD.....	0.0035	0.0039	0.0002	0.0824	0.0071	0.0024	0.0027	0.0081
52	OTHER METAL FABRICATED PRODUCTS.....	0.0037	0.0046	0.0002	0.0593	0.0062	0.0020	0.0020	0.0087
53	AGRICULTURAL MACHINERY.....	0.0033	0.0031	0.0002	0.0318	0.0047	0.0026	0.0013	0.0078
54	OTHER INDUSTRIAL MACHINERY.....	0.0044	0.0061	0.0002	0.0412	0.0067	0.0051	0.0112	0.0078
55	MOTOR VEHICLES.....	0.0031	0.0034	0.0001	0.0208	0.0040	0.0013	0.0008	0.0071
56	MOTOR VEHICLE PARTS.....	0.0033	0.0039	0.0001	0.0235	0.0043	0.0015	0.0009	0.0074
57	OTHER TRANSPORT EQUIPMENT.....	0.0031	0.0034	0.0001	0.0233	0.0043	0.0014	0.0009	0.0072
58	APPLIANCES & RECEIVERS/HOUSEHOLD.....	0.0036	0.0041	0.0002	0.0366	0.0050	0.0018	0.0014	0.0085
59	OTHER ELECTRICAL PRODUCTS.....	0.0035	0.0043	0.0002	0.0345	0.0048	0.0017	0.0013	0.0083
60	CEMENT & CONCRETE PRODUCTS.....	0.0052	0.0066	0.0002	0.0126	0.0194	0.0032	0.0018	0.0114
61	OTHER NON-METALLIC MINERAL PROD.....	0.0053	0.0075	0.0002	0.0131	0.0189	0.0035	0.0017	0.0114
62	GASOLINE & FUEL OIL.....	0.0029	0.0024	0.0001	0.0032	0.3521	0.0015	0.0139	0.0067
63	OTHER PETROLEUM & COAL PROD.....	0.0040	0.0072	0.0002	0.0130	0.3774	0.0030	0.0151	0.0092
64	INDUSTRIAL CHEMICALS.....	0.0144	0.0093	0.0007	0.0147	0.0222	0.0149	0.0016	0.0417
65	FERTILIZERS.....	0.0080	0.0069	0.0004	0.0049	0.0181	0.4285	0.0059	0.0233
66	PHARMACEUTICALS.....	0.0176	0.0080	0.0009	0.0058	0.0220	0.0154	0.0013	0.0531
67	OTHER CHEMICAL PRODUCTS.....	0.0252	0.0092	0.0013	0.0074	0.0218	0.0148	0.0014	0.0802
68	SCIENTIFIC EQUIPMENT.....	0.0052	0.0123	0.0002	0.0318	0.0056	0.0023	0.0012	0.0119
69	OTHER MANUFACTURED PRODUCTS.....	0.0065	0.0163	0.0003	0.0271	0.0109	0.0027	0.0013	0.0157
70	RESIDENTIAL CONSTRUCTION.....	0.0044	0.0186	0.0001	0.0169	0.0079	0.0059	0.0076	0.0075
71	NON-RESIDENTIAL CONSTRUCTION.....	0.0044	0.0186	0.0001	0.0169	0.0079	0.0059	0.0076	0.0075
72	REPAIR CONSTRUCTION.....	0.0044	0.0186	0.0001	0.0169	0.0079	0.0059	0.0076	0.0075
73	PIPELINE TRANSPORTATION.....	0.0040	0.0034	0.0002	0.0025	0.0142	0.0008	0.0010	0.0073
74	TRANSPORTATION & STORAGE.....	0.0041	0.0036	0.0002	0.0025	0.0141	0.0008	0.0010	0.0074
75	RADIO & TELEVISION BROADCASTING.....	0.0020	0.0016	0.0001	0.0017	0.0020	0.0004	0.0004	0.0033
76	TELEPHONE & TELEGRAPH.....	0.0020	0.0016	0.0001	0.0017	0.0020	0.0004	0.0004	0.0033
77	POSTAL SERVICES.....	0.0020	0.0016	0.0001	0.0017	0.0020	0.0004	0.0004	0.0033
78	ELECTRIC POWER.....	0.0012	0.0018	--	0.0049	0.0131	0.0004	0.0010	0.0024
79	OTHER UTILITIES.....	0.0013	0.0026	0.0001	0.0013	0.0129	0.0004	0.0008	0.0026
80	WHOLESALE MARGINS.....	0.0152	0.0065	0.0007	0.0054	0.0069	0.0012	0.0005	0.0453
81	RETAIL MARGINS.....	0.0485	0.0042	0.0003	0.0016	0.0063	0.0008	0.0004	0.0137
82	IMPLIED RENT OWNER OCUP. DWEL.....	0.0017	0.0029	--	0.0026	0.0013	0.0009	0.0012	0.0012
83	OTHER FINANCE INS. REAL ESTATE.....	0.0040	0.0024	0.0002	0.0029	0.0072	0.0006	0.0008	0.0075
84	BUSINESS SERVICES.....	0.0036	0.0021	0.0002	0.0034	0.0026	0.0006	0.0003	0.0075
85	EDUCATION SERVICES.....	0.0031	0.0016	0.0001	0.0017	0.0034	0.0006	0.0003	0.0062
86	HEALTH SERVICES.....	0.0031	0.0016	0.0001	0.0017	0.0034	0.0006	0.0003	0.0062
87	AMUSEMENT & RECREATION SERVICES.....	0.0062	0.0032	0.0003	0.0026	0.0038	0.0007	0.0004	0.0125
88	ACCOMMODATION & FOOD SERVICES.....	0.0786	0.0139	0.0053	0.0042	0.0061	0.0016	0.0005	0.2037
89	OTHER PERSONAL & MISC. SERVICES.....	0.0178	0.0065	0.0006	0.0049	0.0059	0.0019	0.0015	0.0126
90	TRANSPORTATION MARGINS.....	0.0040	0.0035	0.0002	0.0024	0.0139	0.0008	0.0009	0.0073
91	OPERATING OFFICE LAB. & FOOD.....	0.0278	0.0114	0.0012	0.0100	0.0057	0.0028	0.0009	0.0595
92	TRAVEL, ADVERTISING & PROMOTION.....	0.0230	0.0121	0.0014	0.0029	0.0110	0.0010	0.0007	0.0596

TABLE 62. IMPACT (INVERSE) MATRIX (AGGREGATION - M), 1967 - CONTINUED

NO.	COMMODITY AGGREGATION - M	TOBACCO PRODUCTS INDUSTRIES	RUBBER & PLASTIC PROD. IND.	LEATHER INDUSTRIES	TEXTILE INDUSTRIES	KNITTING MILLS	CLOTHING INDUSTRIES	WOOD	FURNITURE FIXTURE INDUSTRIES
1	GRAINS.....	..	0.0073	0.0003	0.0066	0.0003	0.0004	0.0042	0.0005
2	LIVE ANIMALS.....	..	0.0073	0.0003	0.0066	0.0003	0.0004	0.0042	0.0005
3	OTHER AGRICULTURAL PRODUCTS.....	..	0.0074	0.0003	0.0066	0.0003	0.0004	0.0042	0.0005
4	FORESTRY PRODUCTS.....	..	0.0072	0.0004	0.0053	0.0002	0.0005	0.0228	0.0007
5	FISH LANDINGS.....	..	0.0046	0.0003	0.0295	0.0008	0.0007	0.0119	0.0011
6	HUNTING & TRAPPING PRODUCTS.....	..	0.0046	0.0003	0.0295	0.0008	0.0007	0.0119	0.0011
7	IRON ORES & CONCENTRATES.....	..	0.0053	0.0003	0.0027	0.0001	0.0004	0.0026	0.0004
8	OTHER METAL ORES & CONCENTRATES.....	..	0.0054	0.0003	0.0028	0.0002	0.0004	0.0028	0.0005
9	COAL.....	..	0.0026	0.0001	0.0013	0.0001	0.0002	0.0026	0.0003
10	CRUDE MINERAL OILS.....	..	0.0026	0.0001	0.0013	0.0001	0.0002	0.0026	0.0003
11	NATURAL GAS.....	..	0.0026	0.0001	0.0013	0.0001	0.0002	0.0026	0.0003
12	NON-METALLIC MINERALS.....	..	0.0063	0.0003	0.0086	0.0003	0.0005	0.0045	0.0006
13	SERVICES INCIDENTAL TO MINING.....	..	0.0008	0.0004	0.0030	0.0002	0.0005	0.0020	0.0006
14	MEAT PRODUCTS.....	0.0005	0.0098	0.0003	0.0070	0.0003	0.0007	0.0053	0.0007
15	DAIRY PRODUCTS.....	0.0001	0.0104	0.0003	0.0072	0.0003	0.0004	0.0056	0.0007
16	FISH PRODUCTS.....	0.0001	0.0104	0.0003	0.0072	0.0003	0.0004	0.0057	0.0007
17	FRUITS & VEGETABLES PREPARATIONS.....	0.0001	0.0104	0.0003	0.0072	0.0003	0.0004	0.0057	0.0007
18	FIELDS.....	0.0001	0.0104	0.0003	0.0072	0.0003	0.0004	0.0056	0.0007
19	FLOUR, WHEAT MEAL & OTHER CEREALS.....	0.0001	0.0104	0.0003	0.0072	0.0003	0.0004	0.0057	0.0007
20	BREAKFAST CEREAL & BAKERY PROD.....	0.0001	0.0103	0.0003	0.0072	0.0003	0.0004	0.0056	0.0007
21	SUGAR.....	0.0001	0.0104	0.0003	0.0072	0.0003	0.0004	0.0057	0.0007
22	MISC. FOOD PRODUCTS.....	0.0001	0.0104	0.0003	0.0072	0.0003	0.0005	0.0056	0.0007
23	SOFT DRINKS.....	0.0001	0.0104	0.0003	0.0072	0.0003	0.0004	0.0057	0.0007
24	ALCOHOLIC BEVERAGES.....	0.0001	0.0104	0.0003	0.0072	0.0003	0.0004	0.0057	0.0007
25	TOBACCO PROCESSED UNMANUFACTURED.....	1.2687	0.0082	0.0003	0.0140	0.0003	0.0005	0.0090	0.0007
26	CIGARETTES & TOBACCO MFG.....	1.2681	0.0082	0.0003	0.0140	0.0003	0.0005	0.0090	0.0007
27	TIRES & TUBES.....	..	0.0129	0.0023	0.0672	0.0076	0.0020	0.0052	0.0007
28	OTHER RUBBER PRODUCTS.....	..	0.9304	0.0256	0.0911	0.0075	0.0036	0.0058	0.0012
29	PLASTIC FABRICATED PRODUCTS.....	..	0.8144	0.0037	0.0660	0.0064	0.0019	0.0186	0.0079
30	LEATHER & LEATHER PRODUCTS.....	0.0001	0.0706	0.0375	0.0050	0.0070	0.0067	0.0067	0.0010
31	YARNS & MAN MADE FIBRES.....	..	0.0120	0.0009	1.2322	0.0154	0.0176	0.0039	0.0012
32	FABRICS.....	..	0.0170	0.0011	1.4492	0.0152	0.0213	0.0039	0.0019
33	OTHER TEXTILE PRODUCTS.....	..	0.0292	0.0024	1.1959	0.0278	0.0224	0.0050	0.0119
34	HOSIERY & KNITTED WEAR.....	..	0.0092	0.0039	0.3699	0.7400	0.3278	0.0027	0.0009
35	CLOTHING & ACCESSORIES.....	..	0.0236	0.0131	0.3058	0.0502	0.9903	0.0028	0.0014
36	LUMBER & TIMBER.....	..	0.0080	0.0004	0.0050	0.0003	0.0005	1.0929	0.0039
37	VENEER & PLYWOOD.....	..	0.0079	0.0004	0.0048	0.0003	0.0005	1.1181	0.0022
38	OTHER WOOD FABRICATED MATERIALS.....	..	0.0089	0.0011	0.0084	0.0017	0.0006	1.0430	0.0504
39	FURNITURE & FIXTURES.....	..	0.0340	0.0024	0.0628	0.0076	0.0016	0.1049	0.9284
40	PULP.....	..	0.0100	0.0003	0.0122	0.0005	0.0005	0.0445	0.0024
41	NEWSPRINT & OTHER PAPER STOCK.....	..	0.0100	0.0004	0.0123	0.0005	0.0005	0.0477	0.0024
42	PAPER PRODUCTS.....	..	0.0506	0.0015	0.0335	0.0010	0.0009	0.0419	0.0030
43	PRINTING & PUBLISHING.....	..	0.0057	0.0002	0.0068	0.0005	0.0003	0.0112	0.0008
44	ADVERTISING PRINT MEDIA.....	..	0.0046	0.0002	0.0066	0.0005	0.0003	0.0103	0.0007
45	IRON & STEEL PRODUCTS.....	..	0.0056	0.0003	0.0029	0.0002	0.0004	0.0045	0.0009
46	ALUMINUM PRODUCTS.....	..	0.0056	0.0003	0.0028	0.0002	0.0004	0.0048	0.0009
47	COPPER & COPPER ALLOY PRODUCTS.....	..	0.0053	0.0003	0.0027	0.0002	0.0004	0.0044	0.0009
48	NICKEL PRODUCTS.....	..	0.0053	0.0003	0.0027	0.0002	0.0004	0.0044	0.0009
49	OTHER NON-FERROUS METAL PRODUCTS.....	..	0.0063	0.0004	0.0041	0.0002	0.0004	0.0052	0.0010
50	BOILERS, TANKS & PLATES.....	..	0.0098	0.0003	0.0035	0.0002	0.0003	0.0057	0.0014
51	FABRICATED STRUCTURAL METAL PROD.....	..	0.0072	0.0003	0.0036	0.0002	0.0004	0.0064	0.0053
52	OTHER METAL FABRICATED PRODUCTS.....	..	0.0094	0.0003	0.0055	0.0004	0.0005	0.0085	0.0041
53	AGRICULTURAL MACHINERY.....	..	0.0135	0.0004	0.0037	0.0003	0.0004	0.0050	0.0014
54	OTHER INDUSTRIAL MACHINERY.....	0.0002	0.0148	0.0004	0.0067	0.0003	0.0005	0.0070	0.0024
55	MOTOR VEHICLES.....	..	0.0230	0.0007	0.0176	0.0010	0.0006	0.0061	0.0018
56	MOTOR VEHICLE PARTS.....	..	0.0501	0.0007	0.0332	0.0013	0.0008	0.0054	0.0018
57	OTHER TRANSPORT EQUIPMENT.....	..	0.0285	0.0007	0.0170	0.0009	0.0006	0.0060	0.0028
58	APPLIANCES & RECEIVERS HOUSEHOLD.....	..	0.0218	0.0006	0.0063	0.0005	0.0004	0.0058	0.0006
59	OTHER ELECTRICAL PRODUCTS.....	..	0.0178	0.0006	0.0066	0.0006	0.0004	0.0063	0.0151
60	CEMENT & CONCRETE PRODUCTS.....	..	0.0084	0.0004	0.0059	0.0003	0.0005	0.0053	0.0008
61	OTHER NON-METALLIC MINERAL PROD.....	..	0.0148	0.0005	0.0177	0.0005	0.0007	0.0057	0.0017
62	GASOLINE & FUEL OIL.....	..	0.0042	0.0002	0.0020	0.0001	0.0002	0.0035	0.0004
63	OTHER PETROLEUM & COAL PROD.....	..	0.0052	0.0002	0.0028	0.0002	0.0003	0.0060	0.0005
64	INDUSTRIAL CHEMICALS.....	..	0.0256	0.0005	0.0126	0.0005	0.0005	0.0058	0.0008
65	FERTILIZERS.....	..	0.0114	0.0004	0.0089	0.0004	0.0005	0.0052	0.0007
66	PHARMACEUTICALS.....	..	0.0146	0.0004	0.0080	0.0004	0.0004	0.0055	0.0008
67	OTHER CHEMICAL PRODUCTS.....	..	0.0216	0.0006	0.0119	0.0005	0.0005	0.0091	0.0008
68	SCIENTIFIC EQUIPMENT.....	..	0.0189	0.0038	0.0236	0.0017	0.0010	0.0252	0.0023
69	OTHER MANUFACTURED PRODUCTS.....	..	0.0111	0.0087	0.0437	0.0024	0.0037	0.0275	0.0184
70	RESIDENTIAL CONSTRUCTION.....	..	0.0111	0.0004	0.0068	0.0004	0.0004	0.0538	0.0034
71	NON-RESIDENTIAL CONSTRUCTION.....	..	0.0111	0.0004	0.0068	0.0004	0.0004	0.0538	0.0034
72	REPAIR CONSTRUCTION.....	..	0.0111	0.0004	0.0068	0.0004	0.0004	0.0538	0.0034
73	PIPELINE TRANSPORTATION.....	..	0.0113	0.0003	0.0038	0.0002	0.0003	0.0035	0.0005
74	TRANSPORTATION & STORAGE.....	..	0.0113	0.0003	0.0038	0.0002	0.0003	0.0040	0.0005
75	RADIO & TELEVISION BROADCASTING.....	..	0.0024	0.0001	0.0017	0.0001	0.0002	0.0026	0.0005
76	TELEPHONE & TELEGRAPH.....	..	0.0024	0.0001	0.0017	0.0001	0.0002	0.0026	0.0005
77	POSTAL SERVICES.....	..	0.0024	0.0001	0.0017	0.0001	0.0002	0.0026	0.0005
78	ELECTRIC POWER.....	..	0.0016	0.0001	0.0009	0.0001	0.0001	0.0030	0.0003
79	OTHER UTILITIES.....	..	0.0017	0.0001	0.0011	0.0001	0.0001	0.0033	0.0003
80	WHOLESALE MARGINS.....	0.0006	0.0117	0.0012	0.0095	0.0008	0.0027	0.0082	0.0021
81	RETAIL MARGINS.....	..	0.0052	0.0003	0.0033	0.0003	0.0024	0.0033	0.0004
82	IMPLIED RENT OWNER OCCUP DWEL.....	..	0.0017	0.0001	0.0011	0.0001	0.0001	0.0084	0.0005
83	OTHER FINANCIALS, REAL ESTATE.....	..	0.0031	0.0003	0.0022	0.0003	0.0003	0.0038	0.0005
84	BUSINESS SERVICES.....	..	0.0046	0.0002	0.0023	0.0001	0.0003	0.0017	0.0004
85	EDUCATION SERVICES.....	..	0.0037	0.0003	0.0090	0.0003	0.0004	0.0015	0.0005
86	HEALTH SERVICES.....	..	0.0037	0.0003	0.0090	0.0003	0.0004	0.0015	0.0005
87	AMUSEMENT & RECREATION SERVICES.....	..	0.0064	0.0012	0.0039	0.0003	0.0005	0.0036	0.0008
88	ACCOMMODATION & FOOD SERVICES.....	0.0001	0.0018	0.0003	0.0113	0.0005	0.0012	0.0033	0.0011
89	OTHER PERSONAL & MISC. SERVICES.....	..	0.0069	0.0011	0.0072	0.0006	0.0010	0.0114	0.0049
90	TRANSPORTATION MARGINS.....	..	0.0111	0.0003	0.0037	0.0003	0.0003	0.0039	0.0005
91	OPERATING, OFFICE, LAB. & FOOD.....	0.0001	0.0379	0.0021	0.0151	0.0008	0.0028	0.0076	0.0022
92	TRAVEL, ADVERTISING & PROMOTION.....	..	0.0079	0.0004	0.0059	0.0004	0.0006	0.0050	0.0010

TABLE 62. IMPACT (INVERSE) MATRIX (AGGREGATION - M). 1967 - CONTINUED

NO.	COMMODITY AGGREGATION - M	PAPER & ALLIED INDUSTRIES	PRINTING & PUBLISHING	PRIMARY METAL INDUSTRIES	METAL FABRICATING INDUSTRIES	MACHINERY INDUSTRIES	TRANS. EQUIPMENT INDUSTRIES	ELECTRICAL PRODUCTS INDUSTRIES	NON-METAL MINERAL PROD. IND.
1	GRAINS	0.0135	0.0080	0.0092	0.0151	0.0080	0.0067	0.0062	0.0043
2	LIVE ANIMALS	0.0135	0.0090	0.0092	0.0151	0.0080	0.0067	0.0062	0.0043
3	OTHER AGRICULTURAL PRODUCTS	0.0137	0.0091	0.0092	0.0152	0.0080	0.0068	0.0062	0.0043
4	FORESTRY PRODUCTS	0.0123	0.0127	0.0108	0.0212	0.0110	0.0108	0.0089	0.0037
5	FISH LANDINGS	0.0057	0.0043	0.0123	0.0135	0.0094	0.0475	0.0243	0.0032
6	HUNTING & TRAPPING PRODUCTS	0.0057	0.0043	0.0123	0.0135	0.0094	0.0475	0.0243	0.0032
7	IRON ORES & CONCENTRATES	0.0098	0.0092	0.0554	0.0156	0.0119	0.0078	0.0070	0.0044
8	OTHER METAL ORES & CONCENTRATES	0.0100	0.0093	0.1094	0.0162	0.0118	0.0079	0.0071	0.0047
9	COAL	0.0055	0.0078	0.0070	0.0093	0.0091	0.0037	0.0045	0.0030
10	CRUDE MINERAL OILS	0.0055	0.0078	0.0082	0.0093	0.0091	0.0037	0.0045	0.0030
11	NATURAL GAS	0.0055	0.0078	0.0070	0.0093	0.0091	0.0037	0.0045	0.0030
12	NON-METALLIC MINERALS	0.0241	0.0118	0.0114	0.0142	0.0132	0.0074	0.0073	0.0358
13	SERVICES INCIDENTAL TO MINING	0.0132	0.0171	0.0262	0.0168	0.0161	0.0094	0.0143	0.0025
14	MEAT PRODUCTS	0.0423	0.0203	0.0107	0.0236	0.0069	0.0078	0.0065	0.0095
15	DAIRY PRODUCTS	0.0453	0.0211	0.0113	0.0256	0.0071	0.0083	0.0068	0.0105
16	FISH PRODUCTS	0.0456	0.0211	0.0113	0.0257	0.0071	0.0083	0.0068	0.0106
17	FRUITS & VEGETABLES PREPARATIONS	0.0455	0.0211	0.0114	0.0257	0.0071	0.0083	0.0068	0.0106
18	FEEDS	0.0455	0.0211	0.0113	0.0256	0.0071	0.0083	0.0068	0.0106
19	FLOUR, WHEAT, MEAL & OTHER CEREALS	0.0456	0.0211	0.0114	0.0257	0.0071	0.0083	0.0068	0.0106
20	BREAKFAST CEREAL & BAKERY PROD.	0.0452	0.0211	0.0113	0.0255	0.0071	0.0083	0.0068	0.0105
21	SUGAR	0.0456	0.0211	0.0114	0.0257	0.0071	0.0083	0.0068	0.0106
22	MISC. FOOD PRODUCTS	0.0451	0.0209	0.0114	0.0255	0.0071	0.0083	0.0068	0.0105
23	SOFT DRINKS	0.0456	0.0211	0.0114	0.0257	0.0071	0.0083	0.0068	0.0106
24	ALCOHOLIC BEVERAGES	0.0456	0.0211	0.0114	0.0257	0.0071	0.0083	0.0068	0.0106
25	TOBACCO PROCESSED UNMANUFACTURED	0.0983	0.0286	0.0075	0.0137	0.0058	0.0054	0.0047	0.0030
26	CIGARETTES & TOBACCO MFG.	0.0982	0.0286	0.0075	0.0137	0.0058	0.0054	0.0047	0.0030
27	TIRES & TUBES	0.0420	0.0210	0.0171	0.0177	0.0059	0.0067	0.0054	0.0057
28	OTHER RUBBER PRODUCTS	0.0412	0.0207	0.0203	0.0245	0.0061	0.0116	0.0079	0.0149
29	PLASTIC FABRICATED PRODUCTS	0.1175	0.0202	0.0315	0.0462	0.0076	0.0154	0.0298	0.0141
30	LEATHER & LEATHER PRODUCTS	0.0364	0.0187	0.0117	0.0217	0.0073	0.0064	0.0066	0.0037
31	YARNS & MAN MADE FIBRES	0.0349	0.0156	0.0104	0.0146	0.0057	0.0064	0.0056	0.0038
32	FABRICS	0.0355	0.0156	0.0097	0.0136	0.0055	0.0062	0.0054	0.0034
33	OTHER TEXTILE PRODUCTS	0.0375	0.0153	0.0132	0.0175	0.0058	0.0064	0.0078	0.0043
34	HOSIERY & KNITTED WEAR	0.0278	0.0145	0.0062	0.0085	0.0045	0.0050	0.0042	0.0022
35	CLOTHING & ACCESSORIES	0.0232	0.0142	0.0065	0.0088	0.0044	0.0055	0.0044	0.0022
36	LUMBER & TIMBER	0.0369	0.0127	0.0134	0.0229	0.0091	0.0096	0.0083	0.0073
37	VENEER & PLYWOOD	0.0179	0.0126	0.0134	0.0230	0.0091	0.0095	0.0082	0.0074
38	OTHER WOOD FABRICATED MATERIALS	0.0367	0.0128	0.0157	0.0268	0.0092	0.0094	0.0090	0.0090
39	FURNITURE & FIXTURES	0.0355	0.0147	0.0585	0.0915	0.0166	0.0113	0.0222	0.0089
40	PULP	1.1704	0.0154	0.0142	0.0174	0.0071	0.0075	0.0065	0.0066
41	NEWSPRINT & OTHER PAPER STOCK	1.1626	0.0165	0.0145	0.0174	0.0071	0.0075	0.0065	0.0077
42	PAPER PRODUCTS	1.0006	0.0513	0.0196	0.0309	0.0071	0.0075	0.0069	0.0078
43	PRINTING & PUBLISHING	1.0441	1.0445	0.0092	0.0062	0.0091	0.0055	0.0045	0.0028
44	ADVERTISING, PRINT MEDIA	0.2255	1.0778	0.0083	0.0078	0.0050	0.0046	0.0044	0.0027
45	IRON & STEEL PRODUCTS	0.0115	0.0096	1.0937	0.0114	0.0182	0.0183	0.0098	0.0115
46	ALUMINUM PRODUCTS	0.0115	0.0095	1.1566	0.0363	0.0101	0.0098	0.0162	0.0110
47	COPPER & COPPER ALLOY PRODUCTS	0.0114	0.0094	1.1612	0.0363	0.0101	0.0104	0.0131	0.0110
48	NICKEL PRODUCTS	0.0114	0.0094	1.1636	0.0370	0.0101	0.0106	0.0082	0.0111
49	OTHER NON-FERROUS METAL PRODUCTS	0.0132	0.0103	1.0363	0.0752	0.0229	0.0207	0.0415	0.0112
50	BOILERS, TANKS & PLATES	0.0138	0.0118	0.2358	0.0431	0.0569	0.0220	0.0364	0.0087
51	FABRICATED STRUCTURAL METAL PROD.	0.0136	0.0115	0.3520	0.9232	0.0402	0.0252	0.0233	0.0126
52	OTHER METAL FABRICATED PRODUCTS	0.0140	0.0119	0.2527	0.9727	0.0388	0.0453	0.0600	0.0100
53	AGRICULTURAL MACHINERY	0.0110	0.0139	0.1347	0.1043	0.9802	0.0340	0.0615	0.0049
54	OTHER INDUSTRIAL MACHINERY	0.0247	0.0140	0.1547	0.2213	0.7672	0.0618	0.0625	0.0064
55	MOTOR VEHICLES	0.0109	0.0115	0.0081	0.0537	0.0187	1.1409	0.0264	0.0136
56	MOTOR VEHICLE PARTS	0.0159	0.0119	0.0904	0.0824	0.0147	1.0399	0.0341	0.0147
57	OTHER TRANSPORT EQUIPMENT	0.0113	0.0117	0.0983	0.0762	0.0396	1.0435	0.0373	0.0135
58	APPLIANCES & RECEIVERS, HOUSEHOLD	0.0168	0.0155	0.1541	0.0844	0.0434	0.0179	1.0626	0.0088
59	OTHER ELECTRICAL PRODUCTS	0.0167	0.0153	0.1448	0.0640	0.0498	0.0368	0.9773	0.0093
60	CEMENT & CONCRETE PRODUCTS	0.0335	0.0146	0.0187	0.0220	0.0109	0.0085	0.0099	1.1163
61	OTHER NON-METALLIC MINERAL PROD.	0.0395	0.0147	0.0223	0.0316	0.0097	0.0118	0.0111	1.0763
62	GASOLINE & FUEL OIL	0.0091	0.0102	0.0095	0.0136	0.0064	0.0053	0.0049	0.0037
63	OTHER PETROLEUM & COAL PROD.	0.0391	0.0118	0.0510	0.0144	0.0069	0.0055	0.0052	0.0046
64	INDUSTRIAL CHEMICALS	0.0537	0.0277	0.0598	0.0224	0.0070	0.0072	0.0065	0.0113
65	FERTILIZERS	0.0371	0.0219	0.0175	0.0190	0.0097	0.0075	0.0070	0.0077
66	PHARMACEUTICALS	0.0443	0.0286	0.0217	0.0222	0.0069	0.0072	0.0064	0.0104
67	OTHER CHEMICAL PRODUCTS	0.0457	0.0280	0.0283	0.0232	0.0073	0.0093	0.0088	0.0158
68	SCIENTIFIC EQUIPMENT	0.0351	0.0222	0.0099	0.0549	0.0169	0.0267	0.1411	0.0203
69	OTHER MANUFACTURED PRODUCTS	0.0590	0.0248	0.0746	0.0758	0.0087	0.0120	0.0226	0.0196
70	RESIDENTIAL CONSTRUCTION	0.0178	0.0085	0.0678	0.0951	0.0162	0.0112	0.0376	0.0626
71	NON-RESIDENTIAL CONSTRUCTION	0.0178	0.0085	0.0678	0.0951	0.0162	0.0112	0.0376	0.0626
72	REPAIR CONSTRUCTION	0.0178	0.0085	0.0678	0.0951	0.0162	0.0112	0.0376	0.0626
73	PIPELINE TRANSPORTATION	0.0081	0.0098	0.0096	0.0121	0.0060	0.0201	0.0075	0.0041
74	TRANSPORTATION & STORAGE	0.0082	0.0098	0.0096	0.0121	0.0060	0.0201	0.0075	0.0041
75	RADIO & TELEVISION BROADCASTING	0.0056	0.0119	0.0066	0.0074	0.0040	0.0034	0.0184	0.0029
76	TELEPHONE & TELEGRAPH	0.0056	0.0119	0.0066	0.0074	0.0040	0.0034	0.0184	0.0029
77	POSTAL SERVICES	0.0056	0.0119	0.0066	0.0074	0.0040	0.0034	0.0184	0.0029
78	ELECTRIC POWER	0.0057	0.0039	0.0162	0.0065	0.0026	0.0031	0.0031	0.0032
79	OTHER UTILITIES	0.0117	0.0041	0.0046	0.0064	0.0026	0.0021	0.0030	0.0031
80	WHOLESALE MARGINS	0.0247	0.0263	0.0211	0.0286	0.0234	0.0578	0.0316	0.0084
81	RETAIL MARGINS	0.0228	0.0156	0.0056	0.0103	0.0053	0.0045	0.0046	0.0021
82	IMPLIED RENT OWNER OCC. DWEL.	0.0028	0.0015	0.0106	0.0148	0.0026	0.0018	0.0039	0.0097
83	OTHER FINANCIALS, REAL ESTATE	0.0083	0.0150	0.0070	0.0103	0.0061	0.0042	0.0052	0.0041
84	BUSINESS SERVICES	0.0109	0.0187	0.0137	0.0137	0.0852	0.0074	0.0097	0.0015
85	EDUCATION SERVICES	0.0076	0.0105	0.0049	0.0073	0.0053	0.0042	0.0053	0.0016
86	HEALTH SERVICES	0.0076	0.0105	0.0049	0.0073	0.0053	0.0042	0.0053	0.0016
87	AMUSEMENT & RECREATION SERVICES	0.0144	0.0261	0.0089	0.0153	0.0094	0.0073	0.0081	0.0029
88	ACCOMMODATION & FOOD SERVICES	0.0261	0.0133	0.0073	0.0122	0.0063	0.0064	0.0061	0.0050
89	OTHER PERSONAL & MISC. SERVICES	0.0176	0.0160	0.0144	0.0242	0.0179	0.0146	0.0177	0.0045
90	TRANSPORTATION MARGINS	0.0081	0.0097	0.0094	0.0119	0.0059	0.0198	0.0074	0.0040
91	OPERATING, OFFICE, LAB. & FOOD	0.0654	0.0591	0.0390	0.0762	0.0512	0.0436	0.0426	0.0090
92	TRAVEL, ADVERTISING & PROMOTION	0.0633	0.2510	0.0091	0.0109	0.0116	0.0121	0.0080	0.0033

TABLE 62. IMPACT (INVERSE) MATRIX (AGGREGATION - M), 1967 - CONTINUED

NO.	COMMODITY AGGREGATION - M	PETROLEUM & COAL PROD. IND.	CHEMICAL & CHEMICAL PROD. IND.	MISC. MANUFAC- TURING	CONSTR. INDUSTRY	TRANS. & STORAGE	COMMUNI- CATION	ELEC. POWER GAS OTHER UTILITIES	WHOLESALE TRADE
1	GRAINS.....	0.0417	0.0473	0.0031	0.0339	0.0459	0.0098	0.0152	0.0414
2	LIVE ANIMALS.....	0.0417	0.0473	0.0031	0.0339	0.0458	0.0098	0.0152	0.0414
3	OTHER AGRICULTURAL PRODUCTS.....	0.0415	0.0470	0.0031	0.0327	0.0463	0.0099	0.0152	0.0414
4	FORESTRY PRODUCTS.....	0.0244	0.0151	0.0040	0.0315	0.1215	0.0118	0.0065	0.0337
5	FISH LANDINGS.....	0.0498	0.0106	0.0108	0.0079	0.0381	0.0077	0.0043	0.0299
6	HUNTING & TRAPPING PRODUCTS.....	0.0498	0.0106	0.0108	0.0079	0.0381	0.0077	0.0043	0.0299
7	IRON ORES & CONCENTRATES.....	0.0127	0.0275	0.0031	0.0255	0.0326	0.0071	0.0263	0.0275
8	OTHER METAL ORES & CONCENTRATES.....	0.0129	0.0274	0.0080	0.0251	0.0335	0.0073	0.0263	0.0289
9	COAL.....	0.0063	0.0085	0.0017	0.0380	0.0164	0.0120	0.0160	0.0135
10	CRUDE MINERAL OILS.....	0.0063	0.0085	0.0017	0.0380	0.0164	0.0120	0.0160	0.0136
11	NATURAL GAS.....	0.0065	0.0085	0.0017	0.0380	0.0164	0.0120	0.0160	0.0135
12	NON-METALLIC MINERALS.....	0.0198	0.0303	0.0040	0.0203	0.0356	0.0099	0.0257	0.0113
13	SERVICES INCIDENTAL TO MINING.....	0.0215	0.0161	0.0041	0.0088	0.0556	0.0137	0.0136	0.0138
14	MEAT PRODUCTS.....	0.0216	0.0405	0.0048	0.0187	0.0671	0.0171	0.0148	0.0430
15	DAIRY PRODUCTS.....	0.0225	0.0336	0.0050	0.0187	0.0724	0.0156	0.0139	0.0559
16	FISH PRODUCTS.....	0.0225	0.0344	0.0050	0.0188	0.0725	0.0155	0.0139	0.0485
17	FRUITS & VEGETABLES PREPARATIONS.....	0.0226	0.0388	0.0050	0.0188	0.0725	0.0155	0.0140	0.0490
18	FEEDS.....	0.0225	0.0337	0.0050	0.0188	0.0725	0.0155	0.0139	0.0524
19	FLOUR, WHEAT, MEAL & OTHER CEREALS.....	0.0225	0.0338	0.0050	0.0188	0.0726	0.0154	0.0139	0.0466
20	BREAKFAST CEREAL & BAKERY PROD.....	0.0224	0.0334	0.0050	0.0187	0.0724	0.0157	0.0138	0.0627
21	SUGAR.....	0.0225	0.0338	0.0050	0.0188	0.0726	0.0154	0.0139	0.0466
22	MISC. FOOD PRODUCTS.....	0.0228	0.0395	0.0050	0.0190	0.0721	0.0155	0.0140	0.0464
23	SOFT DRINKS.....	0.0225	0.0340	0.0050	0.0188	0.0726	0.0154	0.0139	0.0466
24	ALCOHOLIC BEVERAGES.....	0.0225	0.0338	0.0050	0.0188	0.0726	0.0154	0.0139	0.0466
25	TOBACCO PROCESSED UNMANUFACTURED.....	0.0189	0.0236	0.0064	0.0188	0.0501	0.0151	0.0114	0.0302
26	CIGARETTES & TOBACCO MFG.....	0.0189	0.0236	0.0064	0.0188	0.0502	0.0151	0.0114	0.0306
27	TIRES & TUBES.....	0.0126	0.1793	0.0068	0.0111	0.0497	0.0182	0.0159	0.0453
28	OTHER RUBBER PRODUCTS.....	0.0124	0.1720	0.0302	0.0111	0.0493	0.0181	0.0158	0.0409
29	PLASTIC FABRICATED PRODUCTS.....	0.0136	0.1778	0.0233	0.0118	0.0522	0.0178	0.0175	0.0399
30	LEATHER & LEATHER PRODUCTS.....	0.0086	0.0478	0.0165	0.0100	0.0425	0.0170	0.0103	0.0561
31	YARNS & MAN MADE FIBRES.....	0.0115	0.1197	0.0118	0.0116	0.0439	0.0140	0.0152	0.0438
32	FABRICS.....	0.0102	0.0738	0.0137	0.0111	0.0419	0.0138	0.0142	0.0421
33	OTHER TEXTILE PRODUCTS.....	0.0107	0.0777	0.0178	0.0114	0.0432	0.0141	0.0146	0.0516
34	HOSIERY & KNITTED WEAR.....	0.0071	0.0439	0.0110	0.0085	0.0335	0.0141	0.0101	0.0369
35	CLOTHING & ACCESSORIES.....	0.0064	0.0300	0.0183	0.0076	0.0304	0.0145	0.0083	0.0507
36	LUMBER & TIMBER.....	0.0162	0.0240	0.0039	0.0214	0.0800	0.0135	0.0163	0.0463
37	VENEER & PLYWOOD.....	0.0161	0.0236	0.0054	0.0214	0.0797	0.0135	0.0160	0.0455
38	OTHER WOOD FABRICATED MATERIALS.....	0.0158	0.0266	0.0055	0.0208	0.0780	0.0137	0.0162	0.0473
39	FURNITURE & FIXTURES.....	0.0066	0.0341	0.0194	0.0110	0.0469	0.0161	0.0132	0.0615
40	PULP.....	0.0233	0.0498	0.0044	0.0172	0.0806	0.0127	0.0371	0.0368
41	NEWSPRINT & OTHER PAPER STOCK.....	0.0233	0.0502	0.0054	0.0172	0.0805	0.0127	0.0369	0.0370
42	PAPER PRODUCTS.....	0.0215	0.0567	0.0065	0.0163	0.0757	0.0141	0.0335	0.0424
43	PRINTING & PUBLISHING.....	0.0092	0.0283	0.0053	0.0110	0.0466	0.0324	0.0138	0.0260
44	ADVERTISING, PRINT MEDIA.....	0.0088	0.0273	0.0052	0.0108	0.0457	0.0329	0.0132	0.0242
45	IRON & STEEL PRODUCTS.....	0.0166	0.0228	0.0050	0.0181	0.0493	0.0103	0.0271	0.0554
46	ALUMINUM PRODUCTS.....	0.0173	0.0238	0.0060	0.0186	0.0498	0.0100	0.0281	0.0563
47	COPPER & COPPER ALLOY PRODUCTS.....	0.0173	0.0229	0.0050	0.0186	0.0498	0.0100	0.0282	0.0564
48	NICKEL PRODUCTS.....	0.0173	0.0240	0.0050	0.0187	0.0499	0.0099	0.0282	0.0564
49	OTHER NON-FERROUS METAL PRODUCTS.....	0.0165	0.0391	0.0317	0.0178	0.0494	0.0112	0.0264	0.0546
50	BOILERS, TANKS & PLATES.....	0.0085	0.0231	0.0048	0.0111	0.0428	0.0159	0.0138	0.0426
51	FABRICATED STRUCTURAL METAL PROD.....	0.0097	0.0229	0.0071	0.0121	0.0439	0.0150	0.0157	0.0451
52	OTHER METAL FABRICATED PRODUCTS.....	0.0088	0.0249	0.0088	0.0113	0.0433	0.0159	0.0141	0.0462
53	AGRICULTURAL MACHINERY.....	0.0066	0.0167	0.0056	0.0094	0.0385	0.0194	0.0096	0.0444
54	OTHER INDUSTRIAL MACHINERY.....	0.0076	0.0223	0.0134	0.0101	0.0401	0.0185	0.0110	0.0437
55	MOTOR VEHICLES.....	0.0062	0.0174	0.0074	0.0078	0.0402	0.0145	0.0088	0.0353
56	MOTOR VEHICLE PARTS.....	0.0067	0.0231	0.0103	0.0082	0.0408	0.0147	0.0096	0.0362
57	OTHER TRANSPORT EQUIPMENT.....	0.0069	0.0186	0.0102	0.0086	0.0576	0.0149	0.0092	0.0364
58	APPLIANCES & RECEIVERS, HOUSEHOLD.....	0.0078	0.0297	0.0143	0.0107	0.0433	0.0255	0.0116	0.0400
59	OTHER ELECTRICAL PRODUCTS.....	0.0076	0.0276	0.0217	0.0121	0.0440	0.0175	0.0111	0.0391
60	CEMENT & CONCRETE PRODUCTS.....	0.0184	0.0344	0.0063	0.0178	0.0659	0.0147	0.0294	0.0407
61	OTHER NON-METALLIC MINERAL PROD.....	0.0182	0.0370	0.0066	0.0176	0.0654	0.0149	0.0289	0.0449
62	GASOLINE & FUEL OIL.....	0.0133	0.0320	0.0049	0.0412	0.1215	0.0111	0.0151	0.0183
63	OTHER PETROLEUM & COAL PROD.....	0.0147	0.0416	0.0049	0.0370	0.1001	0.0122	0.0191	0.0203
64	INDUSTRIAL CHEMICALS.....	0.0335	0.0888	0.0108	0.0169	0.0692	0.0212	0.0286	0.0415
65	FERTILIZERS.....	0.0278	0.0911	0.0070	0.0169	0.0565	0.0166	0.0283	0.0390
66	PHARMACEUTICALS.....	0.0323	0.1483	0.0088	0.0169	0.0700	0.0217	0.0286	0.0411
67	OTHER CHEMICAL PRODUCTS.....	0.0330	0.0797	0.0150	0.0169	0.0696	0.0213	0.0279	0.0415
68	SCIENTIFIC EQUIPMENT.....	0.0094	0.0481	0.0731	0.0118	0.0474	0.0222	0.0114	0.0450
69	OTHER MANUFACTURED PRODUCTS.....	0.0239	0.0827	0.0722	0.0125	0.0506	0.0212	0.0128	0.0765
70	RESIDENTIAL CONSTRUCTION.....	0.0142	0.0197	0.0072	0.0086	0.0529	0.0121	0.0077	0.0571
71	NON-RESIDENTIAL CONSTRUCTION.....	0.0142	0.0197	0.0072	0.0086	0.0529	0.0121	0.0077	0.0571
72	REPAIR CONSTRUCTION.....	0.0142	0.0197	0.0072	0.0086	0.0529	0.0121	0.0077	0.0571
73	PIPELINE TRANSPORTATION.....	0.0339	0.0101	0.0030	0.0445	0.1112	0.0196	0.0081	0.0295
74	TRANSPORTATION & STORAGE.....	0.0338	0.0101	0.0030	0.0443	0.1060	0.0196	0.0082	0.0295
75	RADIO & TELEVISION BROADCASTING.....	0.0043	0.0043	0.0021	0.0380	0.0574	0.0298	0.0044	0.0100
76	TELEPHONE & TELEGRAPH.....	0.0043	0.0043	0.0021	0.0380	0.0574	0.0298	0.0044	0.0100
77	POSTAL SERVICES.....	0.0043	0.0043	0.0021	0.0380	0.0574	0.0298	0.0044	0.0100
78	ELECTRIC POWER.....	0.0131	0.0034	0.0011	0.0448	0.0233	0.0061	0.9999	0.0109
79	OTHER UTILITIES.....	0.0129	0.0044	0.0012	0.0443	0.0164	0.0064	0.9934	0.0108
80	WHOLESALE MARGINS.....	0.0156	0.0115	0.0132	0.0107	0.0625	0.0290	0.0098	0.8442
81	RETAIL MARGINS.....	0.0108	0.0093	0.0034	0.0164	0.0133	0.0296	0.0231	0.0178
82	IMPUTED RENT OWNER OCPD, DWEL.....	0.0023	0.0031	0.0011	0.1566	0.0022	0.0013	0.0090	0.0090
83	OTHER FINANCES, REAL ESTATE.....	0.0067	0.0060	0.0023	0.0535	0.0213	0.0268	0.0079	0.0171
84	BUSINESS SERVICES.....	0.0054	0.0098	0.0038	0.0069	0.0252	0.0475	0.0070	0.0177
85	EDUCATION SERVICES.....	0.0067	0.0236	0.0091	0.0069	0.0166	0.0349	0.0061	0.0191
86	HEALTH SERVICES.....	0.0067	0.0236	0.0091	0.0069	0.0166	0.0349	0.0061	0.0191
87	AMUSEMENT & RECREATION SERVICES.....	0.0079	0.0116	0.0140	0.0119	0.0139	0.0295	0.0161	0.0263
88	ACCOMMODATION & FOOD SERVICES.....	0.0133	0.0155	0.0044	0.0134	0.0433	0.0154	0.0132	0.0323
89	OTHER PERSONAL & MISC. SERVICES.....	0.0120	0.0259	0.0132	0.0338	0.0563	0.0247	0.0201	0.1536
90	TRANSPORTATION MARGINS.....	0.0333	0.0099	0.0030	0.0437	0.0899	0.0193	0.0080	0.0291
91	OPERATING OFFICE, LAB. & FOOD.....	0.0103	0.0654	0.0198	0.0124	0.0597	0.0165	0.0112	0.1188
92	TRAVEL, ADVERTISING & PROMOTION.....	0.0276	0.0162	0.0146	0.0176	0.1971	0.0089	0.0094	0.0361

TABLE 62. IMPACT (INVERSE) MATRIX (AGGREGATION - M). 1967 - CONTINUED

NO.	COMMODITY AGGREGATION - M	RETAIL TRADE	OWNER OCCUPIED DWELLINGS	FINANCE, INS. & REAL EST.	EDUCATION & HEALTH SERVICES	AMUSEMENT RECREATION SERVICES	SERVICE TO BUSINESS MANAGEMENT	ACCOMMODATION, FOOD SERVICES	PERSONAL MISC. SERVICES
1	GRAINS.....	0.0176	--	0.0556	--	0.0006	0.0106	0.0037	0.0059
2	LIVE ANIMALS.....	0.0176	--	0.0556	--	0.0006	0.0106	0.0037	0.0059
3	OTHER AGRICULTURAL PRODUCTS.....	0.0198	--	0.0557	--	0.0006	0.0107	0.0037	0.0059
4	FORESTRY PRODUCTS.....	0.0249	--	0.0912	0.0001	0.0007	0.0185	0.0046	0.0184
5	FISH LANDINGS.....	0.0135	--	0.0246	--	0.0004	0.0093	0.0021	0.0053
6	HUNTING & TRAPPING PRODUCTS.....	0.0135	--	0.0246	--	0.0004	0.0091	0.0021	0.0053
7	IRON ORES & CONCENTRATES.....	0.0131	--	0.0374	--	0.0005	0.0195	0.0027	0.0077
8	OTHER METAL ORES & CONCENTRATES.....	0.0130	--	0.0370	--	0.0005	0.0193	0.0028	0.0076
9	COAL.....	0.0080	--	0.1873	0.0001	0.0011	0.0479	0.0043	0.0046
10	CRUDE MINERAL OILS.....	0.0080	--	0.1872	0.0001	0.0011	0.0478	0.0043	0.0046
11	NATURAL GAS.....	0.0080	--	0.1873	0.0001	0.0011	0.0479	0.0043	0.0046
12	NON-METALLIC MINERALS.....	0.0174	--	0.0671	--	0.0007	0.0234	0.0039	0.0112
13	SERVICES INCIDENTAL TO MINING.....	0.0197	--	0.0456	--	0.0009	0.0177	0.0071	0.0105
14	MEAT PRODUCTS.....	0.0146	--	0.0450	--	0.0012	0.0175	0.0106	0.0069
15	DAIRY PRODUCTS.....	0.0225	--	0.0398	--	0.0012	0.0177	0.0110	0.0069
16	FISH PRODUCTS.....	0.0226	--	0.0396	--	0.0012	0.0177	0.0110	0.0069
17	FRUITS & VEGETABLES PREPARATIONS.....	0.0225	--	0.0396	--	0.0012	0.0177	0.0110	0.0069
18	FEEDS.....	0.0226	--	0.0397	--	0.0012	0.0177	0.0110	0.0069
19	FLOUR, WHEAT, MEAL & OTHER CEREALS.....	0.0226	--	0.0395	--	0.0012	0.0177	0.0110	0.0069
20	BREAKFAST CEREAL & BAKERY PROD.....	0.0225	--	0.0399	--	0.0012	0.0178	0.0110	0.0070
21	SUGAR.....	0.0226	--	0.0395	--	0.0012	0.0177	0.0110	0.0069
22	MISC. FOOD PRODUCTS.....	0.0258	--	0.0399	--	0.0012	0.0176	0.0109	0.0069
23	SOFT DRINKS.....	0.0226	--	0.0395	--	0.0012	0.0177	0.0110	0.0069
24	ALCOHOLIC BEVERAGES.....	0.0226	--	0.0395	--	0.0012	0.0177	0.0110	0.0069
25	TOBACCO PROCESSED UNMANUFACTURED.....	0.0136	--	0.0389	--	0.0015	0.0187	0.0152	0.0054
26	CIGARETTES & TOBACCO MFG.....	0.0136	--	0.0389	--	0.0015	0.0187	0.0152	0.0054
27	TIRES & TUBES.....	0.0109	--	0.0340	--	0.0013	0.0206	0.0122	0.0058
28	OTHER RUBBER PRODUCTS.....	0.0111	--	0.0338	--	0.0013	0.0205	0.0120	0.0059
29	PLASTIC FABRICATED PRODUCTS.....	0.0114	--	0.0346	--	0.0013	0.0202	0.0114	0.0062
30	LEATHER & LEATHER PRODUCTS.....	0.0202	--	0.0348	--	0.0011	0.0188	0.0102	0.0097
31	YARNS & MAN MADE FIBRES.....	0.0110	--	0.0295	--	0.0009	0.0161	0.0081	0.0061
32	FABRICS.....	0.0109	--	0.0304	--	0.0009	0.0155	0.0077	0.0059
33	OTHER TEXTILE PRODUCTS.....	0.0149	--	0.0300	--	0.0009	0.0159	0.0079	0.0060
34	HOSIERY & KNITTED WEAR.....	0.0120	--	0.0391	--	0.0009	0.0144	0.0076	0.0048
35	CLOTHING & ACCESSORIES.....	0.0151	--	0.0411	--	0.0010	0.0143	0.0083	0.0042
36	LUMBER & TIMBER.....	0.0188	--	0.0582	--	0.0007	0.0161	0.0049	0.0123
37	VENEER & PLYWOOD.....	0.0188	--	0.0583	--	0.0007	0.0161	0.0049	0.0124
38	OTHER WOOD FABRICATED MATERIALS.....	0.0183	--	0.0569	--	0.0007	0.0162	0.0050	0.0120
39	FURNITURE & FIXTURES.....	0.0105	--	0.0370	--	0.0009	0.0163	0.0075	0.0057
40	PULP.....	0.0146	--	0.0422	--	0.0007	0.0162	0.0053	0.0096
41	NEWSPRINT & OTHER PAPER STOCK.....	0.0146	--	0.0422	--	0.0007	0.0162	0.0054	0.0096
42	PAPER PRODUCTS.....	0.0141	--	0.0413	--	0.0008	0.0169	0.0063	0.0091
43	PRINTING & PUBLISHING.....	0.0112	--	0.0373	--	0.0015	0.0230	0.0112	0.0063
44	ADVERTISING, PRINT MEDIA.....	0.0111	--	0.0372	--	0.0015	0.0227	0.0114	0.0062
45	IRON & STEEL PRODUCTS.....	0.0112	--	0.0277	--	0.0006	0.0165	0.0038	0.0068
46	ALUMINUM PRODUCTS.....	0.0113	--	0.0278	--	0.0006	0.0164	0.0037	0.0068
47	COPPER & COPPER ALLOY PRODUCTS.....	0.0113	--	0.0278	--	0.0006	0.0164	0.0036	0.0068
48	NICKEL PRODUCTS.....	0.0114	--	0.0278	--	0.0006	0.0164	0.0036	0.0068
49	OTHER NON FERROUS METAL PRODUCTS.....	0.0113	--	0.0284	--	0.0006	0.0169	0.0044	0.0067
50	BOILERS, TANKS & PLATES.....	0.0101	--	0.0270	--	0.0008	0.0166	0.0061	0.0062
51	FABRICATED STRUCTURAL METAL PROD.....	0.0103	--	0.0270	--	0.0008	0.0167	0.0058	0.0063
52	OTHER METAL FABRICATED PRODUCTS.....	0.0102	--	0.0273	--	0.0008	0.0172	0.0062	0.0062
53	AGRICULTURAL MACHINERY.....	0.0089	--	0.0338	--	0.0010	0.0179	0.0075	0.0051
54	OTHER INDUSTRIAL MACHINERY.....	0.0093	--	0.0330	--	0.0010	0.0183	0.0073	0.0054
55	MOTOR VEHICLES.....	0.0089	--	0.0206	--	0.0009	0.0363	0.0062	0.0052
56	MOTOR VEHICLE PARTS.....	0.0091	--	0.0215	--	0.0009	0.0347	0.0064	0.0053
57	OTHER TRANSPORT EQUIPMENT.....	0.0092	--	0.0217	--	0.0009	0.0347	0.0063	0.0054
58	APPLIANCES & RECEIVERS, HOUSEHOLD.....	0.0098	--	0.0349	--	0.0012	0.0185	0.0089	0.0054
59	OTHER ELECTRICAL PRODUCTS.....	0.0101	--	0.0343	--	0.0021	0.0188	0.0086	0.0054
60	CEMENT & CONCRETE PRODUCTS.....	0.0186	--	0.0338	--	0.0008	0.0178	0.0061	0.0123
61	OTHER NON-METALLIC MINERAL PROD.....	0.0183	--	0.0338	--	0.0008	0.0179	0.0062	0.0121
62	GASOLINE & FUEL OIL.....	0.0091	--	0.0855	0.0001	0.0009	0.0283	0.0061	0.0053
63	OTHER PETROLEUM & COAL PROD.....	0.0098	--	0.0901	0.0001	0.0010	0.0298	0.0069	0.0056
64	INDUSTRIAL CHEMICALS.....	0.0150	--	0.0395	--	0.0017	0.0266	0.0168	0.0082
65	FERTILIZERS.....	0.0168	--	0.0423	--	0.0013	0.0238	0.0118	0.0101
66	PHARMACEUTICALS.....	0.0153	--	0.0399	--	0.0018	0.0271	0.0175	0.0083
67	OTHER CHEMICAL PRODUCTS.....	0.0154	--	0.0398	--	0.0017	0.0266	0.0170	0.0082
68	SCIENTIFIC EQUIPMENT.....	0.0113	--	0.0391	--	0.0015	0.0209	0.0134	0.0062
69	OTHER MANUFACTURED PRODUCTS.....	0.0118	--	0.0403	--	0.0014	0.0211	0.0133	0.0064
70	RESIDENTIAL CONSTRUCTION.....	0.0180	--	0.0293	--	0.0008	0.0329	0.0041	0.0097
71	NON-RESIDENTIAL CONSTRUCTION.....	0.0180	--	0.0293	--	0.0008	0.0329	0.0041	0.0097
72	REPAIR CONSTRUCTION.....	0.0180	--	0.0293	--	0.0008	0.0329	0.0041	0.0097
73	PIPELINE TRANSPORTATION.....	0.0223	--	0.0406	--	0.0009	0.0164	0.0083	0.0123
74	TRANSPORTATION & STORAGE.....	0.0244	--	0.0408	--	0.0009	0.0177	0.0083	0.0123
75	RADIO & TELEVISION BROADCASTING.....	0.0163	--	0.0264	--	0.0184	0.0176	0.0035	0.0042
76	TELEPHONE & TELEGRAPH.....	0.0163	--	0.0264	--	0.0184	0.0176	0.0035	0.0042
77	POSTAL SERVICES.....	0.0163	--	0.0264	--	0.0184	0.0176	0.0035	0.0042
78	ELECTRIC POWER.....	0.0058	--	0.0277	--	0.0003	0.0092	0.0018	0.0036
79	OTHER UTILITIES.....	0.0059	--	0.0286	--	0.0003	0.0092	0.0018	0.0036
80	WHOLESALE MARGINS.....	0.0147	--	0.0549	--	0.0016	0.0273	0.0128	0.0077
81	RETAIL MARGINS.....	0.0089	--	0.0821	0.0001	0.0037	0.0188	0.0127	0.0079
82	IMPUTED RENT OWNER OCCUP. DWEL.....	0.0029	1.0000	0.0157	--	0.0001	0.0055	0.0008	0.0016
83	OTHER FINANCE, INS. REAL ESTATE.....	0.0148	--	1.0510	0.0006	0.0027	0.0345	0.0117	0.0069
84	BUSINESS SERVICES.....	0.0158	--	0.0470	0.0003	0.0080	0.0300	0.0090	0.0118
85	EDUCATION SERVICES.....	0.0156	--	0.0452	1.0000	0.0011	0.0196	0.0037	0.0126
86	HEALTH SERVICES.....	0.0156	--	0.0452	1.0000	0.0011	0.0196	0.0037	0.0126
87	AMUSEMENT & RECREATION SERVICES.....	0.0226	--	0.1217	0.0001	0.8674	0.2342	0.0141	0.0165
88	ACCOMMODATION & FOOD SERVICES.....	0.0747	--	0.0520	--	0.0148	0.0205	0.0256	0.0081
89	OTHER PERSONAL & MISC. SERVICES.....	0.2822	--	0.0762	0.0001	0.0021	0.1524	0.0115	0.3535
90	TRANSPORTATION MARGINS.....	0.0240	--	0.0402	--	0.0009	0.0175	0.0081	0.0121
91	OPERATING, OFFICE, LAB & FOOD.....	0.0856	--	0.0332	--	0.0011	0.0327	0.0071	0.0530
92	TRAVEL, ADVERTISING & PROMOTION.....	0.0461	--	0.0377	0.0001	0.0145	0.0929	0.1823	0.0141

TABLE 62. IMPACT (INVERSE) MATRIX (AGGREGATION - M), 1967 - CONCLUDED

NO.	COMMODITY AGGREGATION - M	TRANS MARGINS	OPERATING OFFICE LAB & FOOD	TRAVEL PROMOTION ADVTG.
1	GRAINS.....	0.0271	0.0790	0.0180
2	LIVE ANIMALS.....	0.0271	0.0790	0.0180
3	OTHER AGRICULTURAL PRODUCTS.....	0.0271	0.0792	0.0183
4	FORESTRY PRODUCTS.....	0.0107	0.1523	0.0201
5	FISH LANDINGS.....	0.0130	0.0289	0.0102
6	HUNTING & TRAPPING PRODUCTS.....	0.0130	0.0289	0.0102
7	IRON ORES & CONCENTRATES.....	0.0118	0.1170	0.0133
8	OTHER METAL ORES & CONCENTRATES.....	0.0128	0.1154	0.0138
9	COAL.....	0.0047	0.0502	0.0193
10	CRUDE MINERAL OILS.....	0.0047	0.0503	0.0193
11	NATURAL GAS.....	0.0047	0.0502	0.0193
12	NON-METALLIC MINERALS.....	0.0136	0.1231	0.0190
13	SERVICES INCIDENTAL TO MINING.....	0.0123	0.1591	0.0374
14	MEAT PRODUCTS.....	0.0363	0.0674	0.0572
15	DAIRY PRODUCTS.....	0.0402	0.0668	0.0598
16	FISH PRODUCTS.....	0.0405	0.0669	0.0597
17	FRUITS & VEGETABLES PREPARATIONS.....	0.0405	0.0668	0.0599
18	FEEDS.....	0.0404	0.0668	0.0598
19	FLOUR, WHEAT MEAL & OTHER CEREALS.....	0.0406	0.0669	0.0597
20	BREAKFAST CEREAL & BAKERY PROD.....	0.0400	0.0667	0.0599
21	SUGAR.....	0.0406	0.0669	0.0597
22	MISC. FOOD PRODUCTS.....	0.0403	0.0670	0.0593
23	SOFT DRINKS.....	0.0406	0.0669	0.0597
24	ALCOHOLIC BEVERAGES.....	0.0406	0.0669	0.0597
25	TOBACCO PROCESSED UNMANUFACTURED.....	0.0238	0.0552	0.0844
26	CIGARETTES & TOBACCO MFG.....	0.0238	0.0552	0.0844
27	TIRES & TUBS.....	0.0278	0.0577	0.0677
28	OTHER RUBBER PRODUCTS.....	0.0278	0.0585	0.0665
29	PLASTIC FABRICATED PRODUCTS.....	0.0293	0.0618	0.0629
30	LEATHER & LEATHER PRODUCTS.....	0.0230	0.0592	0.0558
31	YARNS & MAN MADE FIBRES.....	0.0265	0.0675	0.0443
32	FABRICS.....	0.0254	0.0657	0.0420
33	OTHER TEXTILE PRODUCTS.....	0.0259	0.0671	0.0430
34	HOSIERY & KNITTED WEAR.....	0.0186	0.0495	0.0412
35	CLOTHING & ACCESSORIES.....	0.0150	0.0407	0.0452
36	LUMBER & TIMBER.....	0.0336	0.1285	0.0238
37	VENEER & PLYWOOD.....	0.0336	0.1291	0.0238
38	OTHER WOOD FABRICATED MATERIALS.....	0.0334	0.1245	0.0249
39	FURNITURE & FIXTURES.....	0.0266	0.0554	0.0406
40	PULP.....	0.0447	0.0940	0.0271
41	NEWSPRINT & OTHER PAPER STOCK.....	0.0446	0.0941	0.0272
42	PAPER PRODUCTS.....	0.0417	0.0887	0.0328
43	PRINTING & PUBLISHING.....	0.0238	0.0502	0.0618
44	ADVERTISING PRINT MEDIA.....	0.0233	0.0490	0.0628
45	IRON & STEEL PRODUCTS.....	0.0305	0.0877	0.0195
46	ALUMINUM PRODUCTS.....	0.0308	0.0894	0.0187
47	COPPER & COPPER ALLOY PRODUCTS.....	0.0308	0.0895	0.0184
48	NICKEL PRODUCTS.....	0.0308	0.0896	0.0184
49	OTHER NON FERROUS METAL PRODUCTS.....	0.0301	0.0861	0.0227
50	BOILERS, TANKS & PLATES.....	0.0261	0.0652	0.0329
51	FABRICATED STRUCTURAL METAL PROD.....	0.0268	0.0685	0.0309
52	OTHER METAL FABRICATED PRODUCTS.....	0.0261	0.0657	0.0332
53	AGRICULTURAL MACHINERY.....	0.0222	0.0560	0.0410
54	OTHER INDUSTRIAL MACHINERY.....	0.0231	0.0593	0.0396
55	MOTOR VEHICLES.....	0.0226	0.0582	0.0337
56	MOTOR VEHICLE PARTS.....	0.0231	0.0590	0.0348
57	OTHER TRANSPORT EQUIPMENT.....	0.0226	0.0587	0.0341
58	APPLIANCES & RECEIVERS HOUSEHOLD.....	0.0227	0.0576	0.0485
59	OTHER ELECTRICAL PRODUCTS.....	0.0217	0.0563	0.0468
60	CEMENT & CONCRETE PRODUCTS.....	0.0445	0.1176	0.0318
61	OTHER NON-METALLIC MINERAL PROD.....	0.0439	0.1155	0.0325
62	GASOLINE & FUEL OIL.....	0.0089	0.0518	0.0296
63	OTHER PETROLEUM & COAL PROD.....	0.0127	0.0549	0.0346
64	INDUSTRIAL CHEMICALS.....	0.0357	0.0626	0.0932
65	FERTILIZERS.....	0.0268	0.0933	0.0643
66	PHARMACEUTICALS.....	0.0361	0.0614	0.0969
67	OTHER CHEMICAL PRODUCTS.....	0.0359	0.0621	0.0941
68	SCIENTIFIC EQUIPMENT.....	0.0239	0.0609	0.0739
69	OTHER MANUFACTURED PRODUCTS.....	0.0244	0.0618	0.0732
70	RESIDENTIAL CONSTRUCTION.....	0.0286	0.0521	0.0211
71	NON-RESIDENTIAL CONSTRUCTION.....	0.0286	0.0521	0.0211
72	REPAIR CONSTRUCTION.....	0.0286	0.0521	0.0211
73	PIPELINE TRANSPORTATION.....	0.0088	0.0684	0.0228
74	TRANSPORTATION & STORAGE.....	0.0088	0.0685	0.0229
75	RADIO & TELEVISION BROADCASTING.....	0.0038	0.0339	0.0174
76	TELEPHONE & TELEGRAPH.....	0.0038	0.0339	0.0174
77	POSTAL SERVICES.....	0.0038	0.0339	0.0174
78	ELECTRIC POWER.....	0.0081	0.0254	0.0086
79	OTHER UTILITIES.....	0.0082	0.0263	0.0089
80	WHOLESALE MARGINS.....	0.0105	0.0594	0.0701
81	RETAIL MARGINS.....	0.0074	0.0701	0.0429
82	IMPLIED RENT OWNER OCPI, DWEL.....	0.0045	0.0087	0.0037
83	OTHER FINANCE INS. REAL ESTATE.....	0.0047	0.0591	0.0398
84	BUSINESS SERVICES.....	0.0059	0.0776	0.0490
85	EDUCATION SERVICES.....	0.0058	0.0711	0.0187
86	HEALTH SERVICES.....	0.0058	0.0711	0.0187
87	AMUSEMENT & RECREATION SERVICES.....	0.0079	0.1324	0.0733
88	ACCOMMODATION & FOOD SERVICES.....	0.0169	0.0701	0.0336
89	OTHER PERSONAL & MISC SERVICES.....	0.0097	0.0817	0.0421
90	TRANSPORTATION MARGINS.....	1.0087	0.0676	0.0226
91	OPERATING OFFICE, LAB & FOOD.....	0.0363	1.0456	0.0342
92	TRAVEL ADVERTISING & PROMOTION.....	0.0174	0.0514	1.0349

TABLE 63. MARGINS (AGGREGATION - M), 1967 (MILLIONS OF DOLLARS)

COMMODITY AGGREGATION - M	RETAIL	WHOLESALE	TAX	TRANSPORT	GAS	STORAGE	PIPELINE
NO.							
1 GRAINS.....	--	62.1	--	97.7	--	104.4	--
2 LIVE ANIMALS.....	0.4	38.6	--	22.6	--	--	--
3 OTHER AGRICULTURAL PRODUCTS.....	131.7	99.3	0.5	69.3	--	2.1	--
4 FORESTRY PRODUCTS.....	1.9	7.0	--	62.4	--	--	--
5 FISH LANDINGS.....	3.4	12.9	--	7.7	--	--	--
6 HUNTING & TRAPPING PRODUCTS.....	--	1.2	--	0.6	--	--	--
7 IRON ORES & CONCENTRATES.....	--	--	--	77.7	--	--	--
8 OTHER METAL ORES & CONCENTRATES.....	--	--	--	69.7	--	--	--
9 COAL.....	3.6	9.7	--	36.6	--	--	--
10 CRUDE MINERAL OILS.....	--	--	--	1.5	--	--	205.8
11 NATURAL GAS.....	--	--	--	--	238.0	--	137.2
12 NON-METALLIC MINERALS.....	4.3	8.8	--	124.5	--	--	--
14 MEAT PRODUCTS.....	335.0	61.9	9.2	38.8	--	--	--
15 DAIRY PRODUCTS.....	172.3	48.7	--	20.4	--	--	--
16 FISH PRODUCTS.....	21.0	19.8	--	7.5	--	--	--
17 FRUITS & VEGETABLES PREPARATIONS.....	128.9	55.9	--	20.4	--	--	--
18 FEEDS.....	14.2	39.5	--	32.2	--	--	--
19 FLOUR, WHEAT, MEAL & OTHER CEREALS.....	12.2	17.7	--	10.9	--	--	--
20 BREAKFAST CEREAL & BAKERY PROD.....	150.6	32.7	--	18.4	--	--	--
21 SUGAR.....	13.6	9.9	--	5.4	--	--	--
22 MISC. FOOD PRODUCTS.....	172.4	74.0	26.3	35.2	--	--	--
23 SOFT DRINKS.....	47.4	10.2	26.5	4.6	--	--	--
24 ALCOHOLIC BEVERAGES.....	162.2	10.7	786.5	20.8	--	--	--
25 TOBACCO PROCESSED UNMANUFACTURED.....	--	--	--	2.5	--	--	--
26 CIGARETTES & TOBACCO MFG.....	107.5	60.5	510.7	4.3	--	--	--
27 TIRES & TUBES.....	37.4	37.0	23.3	16.7	--	--	--
28 OTHER RUBBER PRODUCTS.....	21.2	17.9	10.8	6.6	--	--	--
29 PLASTIC FABRICATED PRODUCTS.....	11.5	23.5	13.4	8.6	--	--	--
30 LEATHER & LEATHER PRODUCTS.....	147.3	20.4	37.3	7.8	--	--	--
31 YARNS & MAN MADE FIBRES.....	14.7	21.2	3.2	8.8	--	--	--
32 FABRICS.....	38.9	63.5	13.8	10.9	--	--	--
33 OTHER TEXTILE PRODUCTS.....	107.7	46.4	42.5	17.9	--	--	--
34 HOSIERY & KNITTED WEAR.....	165.6	18.1	40.3	10.1	--	--	--
35 CLOTHING & ACCESSORIES.....	654.7	78.3	116.8	46.8	--	--	--
36 LUMBER & TIMBER.....	4.1	75.7	24.3	94.4	--	--	--
37 VENEER & PLYWOOD.....	4.6	51.5	14.7	18.9	--	--	--
38 OTHER WOOD FABRICATED MATERIALS.....	0.7	63.2	25.1	26.4	--	--	--
39 FURNITURE & FIXTURES.....	170.6	35.4	62.9	18.7	--	--	--
40 PULP.....	--	3.1	--	32.4	--	--	--
41 NEWSPRINT & OTHER PAPER STOCK.....	4.7	78.1	8.6	106.6	--	--	--
42 PAPER PRODUCTS.....	80.7	86.0	51.3	50.5	--	--	--
43 PRINTING & PUBLISHING.....	63.5	64.4	53.8	25.1	--	--	--
45 IRON & STEEL PRODUCTS.....	--	90.7	34.2	78.0	--	--	--
46 ALUMINUM PRODUCTS.....	1.6	18.1	0.4	17.6	--	--	--
47 COPPER & COPPER ALLOY PRODUCTS.....	--	15.0	3.7	15.6	--	--	--
48 NICKEL PRODUCTS.....	--	3.4	0.1	14.8	--	--	--
49 OTHER NON FERROUS METAL PRODUCTS.....	0.7	205.9	0.8	34.1	--	--	--
50 BOILERS, TANKS & PLATES.....	1.3	18.9	18.6	6.2	--	--	--
51 FABRICATED STRUCTURAL METAL PROD.....	2.8	42.3	37.4	21.2	--	--	--
52 OTHER METAL FABRICATED PRODUCTS.....	64.6	255.7	87.4	86.7	--	--	--
53 AGRICULTURAL MACHINERY.....	19.1	124.6	--	17.0	--	--	--
54 OTHER INDUSTRIAL MACHINERY.....	26.8	573.8	159.3	108.3	--	--	--
55 MOTOR VEHICLES.....	296.5	246.5	212.4	46.0	--	--	--
56 MOTOR VEHICLE PARTS.....	154.7	205.3	67.8	48.4	--	--	--
57 OTHER TRANSPORT EQUIPMENT.....	10.5	33.5	87.7	19.8	--	--	--
58 APPLIANCES & RECEIVERS, HOUSEHOLD.....	187.9	79.2	113.2	16.5	--	--	--
59 OTHER ELECTRICAL PRODUCTS.....	46.0	213.5	133.7	47.8	--	--	--
60 CEMENT & CONCRETE PRODUCTS.....	0.5	27.3	44.2	29.1	--	--	--
61 OTHER NON-METALLIC MINERAL PROD.....	42.5	79.2	32.4	51.7	--	--	--
62 GASOLINE & FUEL OIL.....	410.4	430.4	909.3	80.5	--	--	--
63 OTHER PETROLEUM & COAL PROD.....	23.2	79.3	14.6	31.4	1.6	--	7.0
64 INDUSTRIAL CHEMICALS.....	4.3	87.4	1.4	74.3	--	--	--
65 FERTILIZERS.....	6.3	12.3	--	38.4	--	--	--
66 PHARMACEUTICALS.....	141.5	40.9	19.0	6.0	--	--	--
67 OTHER CHEMICAL PRODUCTS.....	132.1	121.3	83.8	43.3	--	--	--
68 SCIENTIFIC EQUIPMENT.....	71.7	65.5	60.1	18.6	--	--	--
69 OTHER MANUFACTURED PRODUCTS.....	202.9	72.3	65.2	20.7	--	--	--
78 ELECTRIC POWER.....	--	--	22.2	--	--	--	--
84 BUSINESS SERVICES.....	--	--	9.3	--	--	--	--
87 AMUSEMENT & RECREATION SERVICES.....	--	--	51.0	--	--	--	--
89 OTHER PERSONAL & MISC. SERVICES.....	--	--	9.0	--	--	--	--
93 NON-COMPETING IMPORTS.....	27.5	19.5	--	13.1	--	--	--
TOTAL.....	4886.1	4626.6	4185.0	2284.0	239.6	106.6	350.0

NOTE: DETAIL MAY NOT ADD DUE TO ROUNDING.

TABLE 64. MAKE (OUTPUT) MATRIX (AGGREGATION - S), 1968 (MILLIONS OF DOLLARS)

NO.	COMMODITY AGGREGATION - S	AGRICUL- TURE	FOREST- RY	FISHING, HUNTING & TRAPPING	MINES QUARRIES & OIL WELLS	MANUFAC- TURING	CONSTRUC- TION
1	GRAINS.....	1153.8	--	--	--	0.8	--
2	OTHER AGRICULTURAL PRODUCTS.....	3238.1	6.3	--	--	8.7	--
3	FORESTRY PRODUCTS.....	36.4	1122.1	--	--	26.2	--
4	FISHING & TRAPPING PRODUCTS.....	--	--	199.5	--	--	--
5	METALLIC ORES & CONCENTRATES.....	--	--	--	1850.4	145.8	--
6	MINERALS FUELS.....	--	--	--	1264.4	1.4	--
7	NON-METALLIC MINERALS.....	--	--	--	484.8	16.4	--
8	SERVICES INCIDENTAL TO MINING.....	--	--	--	346.4	--	--
9	MEAT,FISH & DAIRY PRODUCTS.....	45.6	--	--	--	3651.9	--
10	FRUIT,VEG.,FEED,MISC.FOOD PROD.....	12.0	--	--	--	3001.1	--
11	BEVERAGES.....	--	--	--	--	984.4	--
12	TOBACCO & TOBACCO PRODUCTS.....	--	--	--	--	494.2	--
13	RUBBER,LEATHER,PLASTIC FAB.PRO.....	--	--	--	--	1164.3	--
14	TEXTILE PRODUCTS.....	--	--	--	--	1546.8	--
15	KNITTED PRODUCTS & CLOTHING.....	--	--	--	--	1591.2	--
16	LUMBER,SAWMILL,OTHER WOOD PROD.....	--	8.5	--	--	1942.8	--
17	FURNITURE & FIXTURES.....	--	--	--	--	628.6	--
18	PAPER & PAPER PRODUCTS.....	--	--	--	--	3497.3	--
19	PRINTING & PUBLISHING.....	--	--	--	--	1357.0	--
20	PRIMARY METAL PRODUCTS.....	--	--	--	0.5	4271.8	--
21	METAL FABRICATED PRODUCTS.....	--	--	--	--	2755.7	--
22	MACHINERY & EQUIPMENT.....	--	0.1	--	10.4	1644.1	--
23	AUTOS,TRUCKS,OTHER TRANSP. EQP.....	--	--	--	--	5645.8	--
24	ELEC. & COMMUNICATIONS PROD.....	--	--	--	--	2441.5	--
25	NON-METALLIC MINERAL PRODUCTS.....	--	--	--	7.5	1203.7	--
26	PETROLEUM & COAL PRODUCTS.....	--	--	--	39.5	1722.9	--
27	CHEMICALS,CHEMICAL PROD.....	--	--	--	68.8	2470.6	--
28	MISC. MANUFACTURED PRODUCTS.....	--	--	--	--	954.1	--
29	RESIDENTIAL CONSTRUCTION.....	--	--	--	--	--	2806.4
30	NON-RESIDENTIAL CONSTRUCTION.....	--	--	--	--	--	6970.1
31	REPAIR CONSTRUCTION.....	--	--	--	--	--	2422.5
32	TRANSPORTATION & STORAGE.....	--	3.4	--	--	8.3	--
33	COMMUNICATION SERVICES.....	--	--	--	--	--	--
34	OTHER UTILITIES.....	--	0.1	--	1.3	20.0	--
35	WHOLESALE MARGINS.....	--	3.3	--	1.4	923.9	--
36	RETAIL MARGINS.....	--	--	--	--	--	--
37	IMPUTED RENT OWNER OCPD, DWEL.....	--	--	--	--	--	59.1
38	OTHER FINANCE,INS.,REAL ESTATE.....	3.9	0.5	--	31.9	66.3	59.1
39	BUSINESS SERVICES.....	--	--	--	--	180.9	--
40	PERSONAL & OTHER MISC. SERVICE.....	--	26.7	1.3	17.8	196.5	70.3
41	TRANSPORTATION MARGINS.....	--	--	--	--	--	--
42	OPERATING,OFFICE,LAB & FOOD.....	--	--	--	--	--	--
43	TRAVEL, ADVERTISING, PROMOTION.....	--	--	--	--	--	--
TOTAL.....		4489.9	1171.0	200.8	4125.2	44565.1	12328.4

NOTE: DETAIL MAY NOT ADD DUE TO ROUNDING.

TABLE 64. MAKE (OUTPUT) MATRIX (AGGREGATION - S), 1968 (MILLIONS OF DOLLARS) - CONTINUED

NO.	COMMODITY AGGREGATION - S	TRANS & STORAGE	COMMUNI- CATION	ELEC POWER GAS,OTHER UTILITIES	WHOLESALE TRADE	RETAIL TRADE	FINANCE, INS. & REAL EST.
1	GRAINS.....	--	--	--	--	--	--
2	OTHER AGRICULTURAL PRODUCTS.....	--	--	--	--	3.2	--
3	FORESTRY PRODUCTS.....	--	--	1.3	--	--	--
4	FISHING & TRAPPING PRODUCTS.....	--	--	--	--	--	--
5	METALLIC ORES & CONCENTRATES.....	--	--	--	--	--	--
6	MINERALS FUELS.....	--	--	--	--	--	--
7	NON-METALLIC MINERALS.....	--	--	--	--	--	--
8	SERVICES INCIDENTAL TO MINING.....	--	--	--	--	--	--
9	MEAT,FISH & DAIRY PRODUCTS.....	--	--	--	8.4	262.4	--
10	FRUIT,VEG.,FEED,MISC.FOOD PROD.....	--	--	--	15.3	2.9	--
11	BEVERAGES.....	--	--	--	--	--	--
12	TOBACCO & TOBACCO PRODUCTS.....	--	--	--	0.2	--	--
13	RUBBER,LEATHER,PLASTIC FAB.PRO.....	--	--	--	3.4	--	--
14	TEXTILE PRODUCTS.....	--	--	--	5.5	2.2	--
15	KNITTED PRODUCTS & CLOTHING.....	--	--	--	0.9	0.4	--
16	LUMBER,SAWMILL,OTHER WOOD PROD.....	--	--	--	1.4	--	--
17	FURNITURE & FIXTURES.....	--	--	--	3.4	--	--
18	PAPER & PAPER PRODUCTS.....	--	--	--	4.9	--	--
19	PRINTING & PUBLISHING.....	--	--	--	1.5	--	--
20	PRIMARY METAL PRODUCTS.....	--	--	--	--	--	--
21	METAL FABRICATED PRODUCTS.....	--	--	--	6.1	--	--
22	MACHINERY & EQUIPMENT.....	--	--	--	--	--	--
23	AUTOS,TRUCKS,OTHER TRANSP. EQP.....	21.5	--	--	1.3	--	--
24	ELEC. & COMMUNICATIONS PROD.....	--	99.9	--	1.5	--	--
25	NON-METALLIC MINERAL PRODUCTS.....	--	--	--	1.8	--	--
26	PETROLEUM & COAL PRODUCTS.....	--	--	0.4	--	--	--
27	CHEMICALS,CHEMICAL PROD.....	--	--	--	0.4	--	--
28	MISC. MANUFACTURED PRODUCTS.....	--	--	--	21.4	--	--
29	RESIDENTIAL CONSTRUCTION.....	--	--	--	--	--	--
30	NON-RESIDENTIAL CONSTRUCTION.....	--	--	--	--	--	--
31	REPAIR CONSTRUCTION.....	--	--	--	--	--	--
32	TRANSPORTATION & STORAGE.....	5897.0	--	--	--	10.4	0.2
33	COMMUNICATION SERVICES.....	--	1922.0	--	--	--	--
34	OTHER UTILITIES.....	9.0	--	1754.5	--	--	0.1
35	WHOLESALE MARGINS.....	5.1	--	--	3981.8	--	--
36	RETAIL MARGINS.....	7.6	--	16.8	--	5488.6	--
37	IMPUTED RENT OWNER OCPD, DWEL.....	--	--	--	--	--	4180.1
38	OTHER FINANCE,INS.,REAL ESTATE.....	24.5	0.4	1.4	37.0	33.8	7757.6
39	BUSINESS SERVICES.....	6.6	42.7	0.1	--	--	1.2
40	PERSONAL & OTHER MISC. SERVICE.....	69.5	11.3	28.3	434.5	1010.8	54.2
41	TRANSPORTATION MARGINS.....	--	--	--	--	--	--
42	OPERATING,OFFICE,LAB & FOOD.....	--	--	--	--	--	--
43	TRAVEL, ADVERTISING, PROMOTION.....	--	--	--	--	--	--
TOTAL.....		6040.9	2076.4	1802.8	4530.7	6814.7	11993.4

NOTE: DETAIL MAY NOT ADD DUE TO ROUNDING.

TABLE 64. MAKE (OUTPUT) MATRIX (AGGREGATION - S), 1968 (MILLIONS OF DOLLARS) - CONCLUDED

NO.	COMMODITY AGGREGATION - S	BUSINESS & PERSONAL SERVICES	TRANS. MARGINS	OPERATING OFFICE SUPPLIES	TRAVEL PROMOTION, ADVTG.	TOTAL INDUSTRIES
1	GRAINS	--	--	--	--	1154.6
2	OTHER AGRICULTURAL PRODUCTS	--	--	--	--	3256.3
3	FORESTRY PRODUCTS	--	--	--	--	1186.0
4	FISHING & TRAPPING PRODUCTS	--	--	--	--	199.5
5	METALLIC ORES & CONCENTRATES	--	--	--	--	1996.2
6	MINERALS FUELS	--	--	--	--	1265.8
7	NON-METALLIC MINERALS	--	--	--	--	501.2
8	SERVICES INCIDENTAL TO MINING	--	--	--	--	346.4
9	MEAT,FISH & DAIRY PRODUCTS	--	--	--	--	3968.3
10	FRUIT,VEG.,FEED,MISC.FOOD PROD	--	--	--	--	3031.3
11	BEVERAGES	--	--	--	--	984.4
12	TOBACCO & TOBACCO PRODUCTS	--	--	--	--	494.5
13	RUBBER,LEATHER,PLASTIC FAB.PRO	--	--	--	--	1167.7
14	TEXTILE PRODUCTS	--	--	--	--	1554.5
15	KNITTED PRODUCTS & CLOTHING	--	--	--	--	1592.6
16	LUMBER,SAWMILL,OTHER WOOD PROD	--	--	--	--	1952.6
17	FURNITURE & FIXTURES	--	--	--	--	632.0
18	PAPER & PAPER PRODUCTS	--	--	--	--	3502.2
19	PRINTING & PUBLISHING	--	--	--	--	1358.5
20	PRIMARY METAL PRODUCTS	--	--	--	--	4272.3
21	METAL FABRICATED PRODUCTS	--	--	--	--	2761.7
22	MACHINERY & EQUIPMENT	--	--	--	--	1654.7
23	AUTOS,TRUCKS,OTHER TRANSP. EQP	--	--	--	--	5668.6
24	ELEC. & COMMUNICATIONS PROD.	--	--	--	--	2543.0
25	NON-METALLIC MINERAL PRODUCTS	--	--	--	--	1213.0
26	PETROLEUM & COAL PRODUCTS	--	--	--	--	1762.8
27	CHEMICALS,CHEMICAL PROD.	--	--	--	--	2539.8
28	MISC. MANUFACTURED PRODUCTS	--	--	--	--	975.5
29	RESIDENTIAL CONSTRUCTION	--	--	--	--	2806.4
30	NON-RESIDENTIAL CONSTRUCTION	--	--	--	--	6970.1
31	REPAIR CONSTRUCTION	--	--	--	--	2422.5
32	TRANSPORTATION & STORAGE	--	--	--	--	5919.4
33	COMMUNICATION SERVICES	--	--	--	--	1922.0
34	OTHER UTILITIES	6.2	--	--	--	1791.3
35	WHOLESALE MARGINS	--	--	--	--	4915.4
36	RETAIL MARGINS	53.6	--	--	--	5566.7
37	IMPUTED RENT OWNER OCPD. DWEL.	--	--	--	--	4180.1
38	OTHER FINANCE,INS.,REAL ESTATE	70.2	--	--	--	8086.7
39	BUSINESS SERVICES	1724.8	--	--	--	1956.2
40	PERSONAL & OTHER MISC. SERVICE	6139.7	--	--	--	8060.8
41	TRANSPORTATION MARGINS	--	2594.3	--	--	2594.3
42	OPERATING,OFFICE,LAB & FOOD	--	--	5247.8	--	5247.8
43	TRAVEL, ADVERTISING, PROMOTION	--	--	--	2561.0	2561.0
TOTAL		7994.6	2594.3	5247.8	2561.0	118536.8

NOTE: DETAIL MAY NOT ADD DUE TO ROUNDING.

TABLE 65. USE (INPUT) MATRIX (AGGREGATION - S), 1968 (MILLIONS OF DOLLARS)

NO.	COMMODITY AGGREGATION - S	AGRICUL- TURE	FOREST- TRY	FISHING, HUNTING & TRAPPING	MINES QUARRIES & OIL WELLS	MANUFAC- TURING	CONSTRUC- TION
1	GRAINS	37.4	--	--	--	288.9	--
2	OTHER AGRICULTURAL PRODUCTS	178.6	0.5	--	--	2149.8	5.7
3	FORESTRY PRODUCTS	0.3	108.1	--	0.1	1069.3	3.3
4	FISHING & TRAPPING PRODUCTS	--	--	2.0	--	158.7	--
5	METALLIC ORES & CONCENTRATES	--	--	--	2.5	1336.9	--
6	MINERALS FUELS	2.4	--	--	5.5	1219.6	5.9
7	NON-METALLIC MINERALS	5.0	--	0.8	14.0	169.9	58.4
8	SERVICES INCIDENTAL TO MINING	--	--	--	148.6	--	65.9
9	MEAT,FISH & DAIRY PRODUCTS	4.5	--	--	--	640.1	--
10	FRUIT,VEG.,FEED,MISC.FOOD PROD	425.9	3.1	--	--	650.9	--
11	BEVERAGES	--	--	--	--	35.8	--
12	TOBACCO & TOBACCO PRODUCTS	--	--	--	--	122.8	--
13	RUBBER,LEATHER,PLASTIC FAB.PRO	9.5	--	--	--	473.7	112.0
14	TEXTILE PRODUCTS	12.2	2.7	5.2	4.8	1402.9	44.9
15	KNITTED PRODUCTS & CLOTHING	--	--	--	--	126.9	--
16	LUMBER,SAWMILL,OTHER WOOD PROD	4.2	0.8	1.8	1.2	499.6	683.7
17	FURNITURE & FIXTURES	--	--	--	--	34.9	14.3
18	PAPER & PAPER PRODUCTS	1.8	--	--	7.2	1322.0	81.3
19	PRINTING & PUBLISHING	--	--	--	0.1	133.1	--
20	PRIMARY METAL PRODUCTS	--	--	--	29.6	2469.1	441.2
21	METAL FABRICATED PRODUCTS	17.3	7.9	0.8	5.5	1187.8	1242.4
22	MACHINERY & EQUIPMENT	42.7	5.4	2.3	39.0	298.8	183.3
23	AUTOS,TRUCKS,OTHER TRANSP. EQP	0.9	2.2	11.7	4.1	2206.9	21.1
24	ELEC. & COMMUNICATIONS PROD.	--	--	5.1	3.5	725.5	513.3
25	NON-METALLIC MINERAL PRODUCTS	0.2	0.1	0.3	4.4	452.5	764.9
26	PETROLEUM & COAL PRODUCTS	182.7	20.1	11.0	42.5	318.6	123.2
27	CHEMICALS,CHEMICAL PROD	201.5	1.6	0.4	52.1	1390.8	88.4
28	MISC. MANUFACTURED PRODUCTS	--	--	3.1	--	241.4	76.8
29	RESIDENTIAL CONSTRUCTION	--	--	--	--	--	--
30	NON-RESIDENTIAL CONSTRUCTION	--	--	--	--	--	--
31	REPAIR CONSTRUCTION	95.5	14.0	0.4	108.5	178.9	6.0
32	TRANSPORTATION & STORAGE	15.7	112.9	2.5	38.6	327.8	107.8
33	COMMUNICATION SERVICES	12.4	3.2	0.4	10.1	231.5	19.1
34	OTHER UTILITIES	44.5	0.6	0.2	79.8	451.7	5.5
35	WHOLESALE MARGINS	115.5	7.9	4.3	34.0	1056.5	561.1
36	RETAIL MARGINS	27.6	1.4	1.3	4.7	41.5	77.9
37	IMPUTED RENT OWNER OCPD. DWEL.	--	--	--	--	--	--
38	OTHER FINANCE,INS.,REAL ESTATE	171.5	91.1	2.5	331.9	621.6	151.7
39	BUSINESS SERVICES	5.3	4.8	0.3	111.2	457.7	379.4
40	PERSONAL & OTHER MISC. SERVICE	6.1	34.7	1.7	14.9	183.4	189.5
41	TRANSPORTATION MARGINS	70.9	2.1	1.8	15.4	806.0	219.3
42	OPERATING,OFFICE,LAB & FOOD	221.8	145.2	2.1	337.8	1419.2	192.7
43	TRAVEL, ADVERTISING, PROMOTION	0.3	6.1	--	24.3	1152.9	52.8
44	NON-COMPETING IMPORTS	--	--	--	--	217.1	--
45	UNALLOCATED IMPORTS & EXPORTS	--	--	--	--	--	--
46	NET INDIRECT TAXES	28.2	30.5	3.3	91.0	462.6	760.6
47	LABOUR INCOME	318.3	426.8	47.7	903.0	10694.3	3920.4
48	NET INCOME UNINC. BUSINESS	1397.1	25.0	51.8	8.3	93.0	421.0
49	OTHER OPERATING SURPLUS	832.1	112.1	36.3	1647.0	5042.4	733.6
TOTAL		4489.9	1171.0	200.8	4125.2	44565.1	12328.4

NOTE: DETAIL MAY NOT ADD DUE TO ROUNDING.

TABLE 65. USE (INPUT) MATRIX (AGGREGATION - S), 1968 (MILLIONS OF DOLLARS) - CONTINUED

NO.	COMMODITY AGGREGATION - S	TRANS. & STORAGE	COMMUNI- CATION	ELEC POWER GAS, OTHER UTILITIES	WHOLESALE TRADE	RETAIL TRADE	FINANCE, INS. & REAL EST.
1	GRAINS	--	--	--	2.1	--	--
2	OTHER AGRICULTURAL PRODUCTS	1.1	--	--	2.9	251.7	--
3	FORESTRY PRODUCTS	--	--	--	--	--	--
4	FISHING & TRAPPING PRODUCTS	--	--	--	--	--	--
5	METALLIC ORES & CONCENTRATES	--	--	1.0	0.2	--	--
6	MINERALS FUELS	10.5	--	63.0	2.2	12.5	5.6
7	NON-METALLIC MINERALS	1.8	--	--	--	--	--
8	SERVICES INCIDENTAL TO MINING	--	--	--	--	--	--
9	MEAT, FISH & DAIRY PRODUCTS	--	--	--	3.9	3.8	--
10	FRUIT, VEG. FEED, MISC. FOOD PROD.	0.6	--	--	1.9	--	--
11	BEVERAGES	--	--	--	--	--	--
12	TOBACCO & TOBACCO PRODUCTS	--	--	--	0.1	--	--
13	RUBBER, LEATHER, PLASTIC FAB. PRO.	50.7	--	--	12.0	11.5	--
14	TEXTILE PRODUCTS	6.4	1.0	--	8.4	2.0	--
15	KNITTED PRODUCTS & CLOTHING	--	--	--	0.1	12.9	--
16	LUMBER, SAWMILL, OTHER WOOD PROD.	--	--	--	11.1	5.1	--
17	FURNITURE & FIXTURES	--	--	--	--	--	--
18	PAPER & PAPER PRODUCTS	2.9	--	--	45.0	111.2	--
19	PRINTING & PUBLISHING	3.0	12.9	0.7	9.2	7.1	15.6
20	PRIMARY METAL PRODUCTS	5.8	--	--	3.0	--	--
21	METAL FABRICATED PRODUCTS	3.0	--	--	22.9	21.5	--
22	MACHINERY & EQUIPMENT	1.7	--	--	--	--	--
23	AUTOS, TRUCKS, OTHER TRANSP. EQP.	164.3	--	--	--	--	--
24	ELEC. & COMMUNICATIONS PROD.	12.1	42.6	--	0.1	--	--
25	NON-METALLIC MINERAL PRODUCTS	1.8	--	--	1.3	1.2	--
26	PETROLEUM & COAL PRODUCTS	206.7	2.8	26.7	51.6	39.8	12.8
27	CHEMICALS, CHEMICAL PROD.	5.8	0.9	0.2	5.4	5.5	--
28	MISC. MANUFACTURED PRODUCTS	3.7	3.0	--	2.1	5.7	--
29	RESIDENTIAL CONSTRUCTION	--	--	--	--	--	--
30	NON-RESIDENTIAL CONSTRUCTION	--	--	--	--	--	--
31	REPAIR CONSTRUCTION	194.2	65.8	77.8	7.1	45.0	968.1
32	TRANSPORTATION & STORAGE	548.4	89.9	4.7	166.2	73.6	4.6
33	COMMUNICATION SERVICES	75.5	48.1	6.3	89.3	139.2	155.1
34	OTHER UTILITIES	30.7	5.4	36.6	27.7	119.9	51.9
35	WHOLESALE MARGINS	89.7	3.1	8.7	49.8	26.4	4.5
36	RETAIL MARGINS	43.5	20.4	2.2	12.6	12.5	2.8
37	IMPUTED RENT OWNER OCPD, DWEL.	--	--	--	--	--	--
38	OTHER FINANCIALS, REAL ESTATE	173.7	33.9	37.8	246.1	496.7	732.1
39	BUSINESS SERVICES	35.4	24.1	9.3	90.6	55.9	181.0
40	PERSONAL & OTHER MISC. SERVICE	151.1	52.2	11.2	47.6	43.5	56.3
41	TRANSPORTATION MARGINS	21.9	1.2	10.2	9.1	12.1	1.3
42	OPERATING, OFFICE LAB & FOOD	271.6	34.7	24.3	191.4	325.3	257.4
43	TRAVEL, ADVERTISING, PROMOTION	67.1	20.4	6.7	276.4	224.3	237.7
44	NON-COMPETING IMPORTS	--	--	--	--	2.6	--
45	UNALLOCATED IMPORTS & EXPORTS	--	--	--	--	--	--
46	NET INDIRECT TAXES	213.6	-72.6	62.7	76.9	201.1	2056.8
47	LABOUR INCOME	2319.8	954.2	417.3	2084.7	2975.2	2032.6
48	NET INCOME UNINC. BUSINESS	141.5	--	1.6	212.2	646.7	1382.8
49	OTHER OPERATING SURPLUS	1181.4	732.3	993.9	757.7	923.5	3834.3
	TOTAL	6040.9	2076.4	1802.8	4530.7	6814.7	11993.4

NOTE: DETAIL MAY NOT ADD DUE TO ROUNDING.

TABLE 65. USE (INPUT) MATRIX (AGGREGATION - S), 1968 (MILLIONS OF DOLLARS) - CONCLUDED

NO.	COMMODITY AGGREGATION - S	BUSINESS & PERSONAL SERVICES	TRANS. MARGINS	OPERATING OFFICE SUPPLIES	TRAVEL, PROMOTION, ADVTG.	TOTAL INDUSTRIES
1	GRAINS	--	--	--	--	328.3
2	OTHER AGRICULTURAL PRODUCTS	57.5	--	36.0	--	2683.9
3	FORESTRY PRODUCTS	--	--	--	--	1181.0
4	FISHING & TRAPPING PRODUCTS	8.1	--	1.4	--	170.2
5	METALLIC ORES & CONCENTRATES	0.5	--	--	--	1341.1
6	MINERALS FUELS	2.6	--	--	--	1329.8
7	NON-METALLIC MINERALS	0.4	--	0.3	--	250.5
8	SERVICES INCIDENTAL TO MINING	--	--	--	--	214.5
9	MEAT, FISH & DAIRY PRODUCTS	433.3	--	127.2	--	1212.7
10	FRUIT, VEG. FEED, MISC. FOOD PROD.	118.4	--	74.9	--	1275.7
11	BEVERAGES	11.1	--	11.6	36.0	94.6
12	TOBACCO & TOBACCO PRODUCTS	7.9	--	--	--	122.9
13	RUBBER, LEATHER, PLASTIC FAB. PRO.	52.9	--	202.6	3.1	883.1
14	TEXTILE PRODUCTS	17.8	--	31.0	--	1574.5
15	KNITTED PRODUCTS & CLOTHING	1.3	--	11.2	--	152.9
16	LUMBER, SAWMILL, OTHER WOOD PROD.	17.3	--	2.8	--	1227.6
17	FURNITURE & FIXTURES	1.1	--	--	--	50.3
18	PAPER & PAPER PRODUCTS	44.3	--	219.5	1.6	1836.9
19	PRINTING & PUBLISHING	6.9	--	308.6	602.3	1099.5
20	PRIMARY METAL PRODUCTS	2.8	--	14.6	--	2966.1
21	METAL FABRICATED PRODUCTS	5.3	--	313.3	--	2827.8
22	MACHINERY & EQUIPMENT	0.1	--	658.9	--	1232.3
23	AUTOS, TRUCKS, OTHER TRANSP. EQP.	--	--	362.2	27.0	2800.3
24	ELEC. & COMMUNICATIONS PROD.	0.6	--	197.6	3.7	1504.1
25	NON-METALLIC MINERAL PRODUCTS	7.3	--	27.4	--	1261.4
26	PETROLEUM & COAL PRODUCTS	44.1	--	2.3	36.5	1121.3
27	CHEMICALS, CHEMICAL PROD.	80.2	--	264.9	1.7	2099.2
28	MISC. MANUFACTURED PRODUCTS	62.5	--	166.3	49.4	614.0
29	RESIDENTIAL CONSTRUCTION	--	--	--	--	--
30	NON-RESIDENTIAL CONSTRUCTION	--	--	--	--	--
31	REPAIR CONSTRUCTION	20.9	--	--	--	1782.2
32	TRANSPORTATION & STORAGE	19.6	2594.3	--	378.0	4484.6
33	COMMUNICATION SERVICES	104.9	--	--	207.5	1102.4
34	OTHER UTILITIES	47.6	--	--	--	902.1
35	WHOLESALE MARGINS	74.6	--	491.6	35.0	2562.6
36	RETAIL MARGINS	31.3	--	199.7	39.7	519.3
37	IMPUTED RENT OWNER OCPD, DWEL.	--	--	--	--	--
38	OTHER FINANCIALS, REAL ESTATE	364.1	--	--	--	3454.7
39	BUSINESS SERVICES	133.4	--	--	244.6	1733.2
40	PERSONAL & OTHER MISC. SERVICE	202.4	--	807.6	595.7	2397.8
41	TRANSPORTATION MARGINS	27.8	--	123.3	11.6	1334.0
42	OPERATING, OFFICE LAB & FOOD	443.2	--	--	--	3866.7
43	TRAVEL, ADVERTISING, PROMOTION	194.6	--	--	--	2263.5
44	NON-COMPETING IMPORTS	4.8	--	3.4	--	227.8
45	UNALLOCATED IMPORTS & EXPORTS	--	--	151.6	98.3	249.9
46	NET INDIRECT TAXES	181.5	--	435.9	189.0	4721.1
47	LABOUR INCOME	2532.4	--	--	--	29626.5
48	NET INCOME UNINC. BUSINESS	1772.8	--	--	--	6153.7
49	OTHER OPERATING SURPLUS	871.6	--	--	--	17698.1
	TOTAL	7994.6	2594.3	5247.8	2561.0	118536.8

NOTE: DETAIL MAY NOT ADD DUE TO ROUNDING.

TABLE 66. FINAL DEMAND MATRIX (AGGREGATION - S), 1968 (MILLIONS OF DOLLARS)

NO.	COMMODITY AGGREGATION - S	CONS. EXP. DURABLE	CONS. EXP. SEMI DURABLE	CONS. EXP. NON DURABLE	CONS. EXP. SERVICES	CONS. TRICITION BUSINESS	CONS. TRICITION GOVERNMENT	MACHINERY EQUIPMENT BUSINESS	MACHINERY EQUIPMENT GOVERNMENT
1	GRAINS	--	--	--	--	--	--	--	--
2	OTHER AGRICULTURAL PRODUCTS	--	13.9	651.9	14.8	--	--	--	--
3	FORESTRY PRODUCTS	--	--	27.8	--	--	--	--	--
4	FISHING & TRAPPING PRODUCTS	--	--	5.7	--	--	--	--	--
5	METALLIC ORES & CONCENTRATES	--	--	--	--	--	--	--	--
6	MINERALS FUELS	--	--	60.1	10.6	--	--	--	--
7	NON-METALLIC MINERALS	--	2.8	6.2	--	--	--	--	--
8	SERVICES INCIDENTAL TO MINING	--	--	--	--	131.9	--	--	--
9	MEAT/FISH & DAIRY PRODUCTS	--	--	2513.1	--	--	--	--	--
10	FRUIT/VEG.FEED/MISC FOOD PROD.	--	--	1886.5	--	--	--	--	--
11	BEVERAGES	--	--	810.8	--	--	--	--	--
12	TOBACCO & TOBACCO PRODUCTS	--	--	331.3	--	--	--	--	--
13	RUBBER/LEATHER/PLASTIC FAB.PRO.	81.7	443.6	9.9	--	--	--	8.2	1.9
14	TEXTILE PRODUCTS	135.8	239.9	52.7	--	--	--	5.4	0.6
15	KNITTED PRODUCTS & CLOTHING	--	1492.1	--	--	--	--	--	--
16	LUMBER SAWMILL/OTHER WOOD PROD.	18.8	21.3	0.3	--	--	--	10.5	0.2
17	FURNITURE & FIXTURES	424.4	14.7	--	--	--	--	135.6	32.3
18	PAPER & PAPER PRODUCTS	--	14.1	163.6	--	--	--	--	--
19	PRINTING & PUBLISHING	--	381.5	--	21.9	--	--	--	--
20	PRIMARY METAL PRODUCTS	--	4.7	--	--	--	--	41.0	--
21	METAL FABRICATED PRODUCTS	22.8	101.3	10.5	--	--	--	124.6	16.0
22	MACHINERY & EQUIPMENT	25.0	18.6	--	--	--	--	1747.2	62.7
23	AUTOS/TRUCKS/OTHER TRANSP. EQP.	1938.6	--	--	--	25.4	--	991.0	114.2
24	ELEC. & COMMUNICATIONS PROD.	668.2	46.8	--	--	--	--	759.7	20.1
25	NON-METALLIC MINERAL PRODUCTS	--	57.6	--	--	--	--	15.8	0.2
26	PETROLEUM & COAL PRODUCTS	--	10.6	674.6	9.1	--	--	--	--
27	CHEMICALS/CHEMICAL PROD.	10.3	65.9	491.3	--	--	--	--	--
28	MISC. MANUFACTURED PRODUCTS	376.4	200.0	62.4	6.9	--	--	165.4	57.5
29	RESIDENTIAL CONSTRUCTION	--	--	--	--	2791.4	15.0	--	--
30	NON-RESIDENTIAL CONSTRUCTION	--	--	--	--	4362.7	2591.3	--	--
31	REPAIR CONSTRUCTION	--	--	--	26.7	--	--	--	--
32	TRANSPORTATION & STORAGE	--	--	36.1	825.8	--	--	--	--
33	COMMUNICATION SERVICES	--	--	--	682.8	--	--	--	--
34	OTHER UTILITIES	--	--	707.8	197.8	--	--	--	--
35	WHOLESALE MARGINS	409.0	249.0	694.7	5.3	3.7	--	485.9	25.1
36	RETAIL MARGINS	1208.6	1483.8	2209.1	8.2	2.4	--	107.2	10.0
37	IMPLIED RENT OWNER OCUP. DWEL.	--	--	--	4180.1	--	--	--	--
38	OTHER FINANCE/INS. REAL ESTATE	--	--	--	4251.3	522.31	--	--	--
39	BUSINESS SERVICES	--	--	--	214.7	--	--	--	--
40	PERSONAL & OTHER MISC. SERVICE	475.5	54.4	--	5261.7	--	--	--	--
41	TRANSPORTATION MARGINS	75.0	104.8	211.4	1.6	0.5	--	92.5	6.5
42	OPERATING OFFICE/LAB & FOOD	--	--	--	189.5	--	--	--	--
43	TRAVEL, ADVERTISING, PROMOTION	--	--	--	49.4	--	--	--	--
44	NON-COMPETING IMPORTS	--	--	114.0	--	--	--	--	--
45	UNALLOCATED IMPORTS & EXPORTS	--	--	--	-10.0	--	--	--	--
46	NET INDIRECT TAXES	719.3	542.2	2397.9	174.4	3.0	--	357.8	29.7
47	LABOUR INCOME	--	--	--	1319.7	--	--	--	--
48	NET INCOME UNINC. BUSINESS	--	--	--	--	--	--	--	--
49	OTHER OPERATING SURPLUS	--	--	--	96.1	--	--	--	--
	TOTAL	6589.4	5553.6	14029.7	17538.3	7843.1	2666.3	4965.7	377.0

NOTE: DETAIL MAY NOT ADD DUE TO ROUNDING.

TABLE 66. FINAL DEMAND MATRIX (AGGREGATION - S), 1968 (MILLIONS OF DOLLARS) - CONCLUDED

NO.	COMMODITY AGGREGATION - S	INVEN- TORIES	DOMESTIC EXPORTS	RE-EXPORTS	IMPORTS	GOVT. GROSS CURRENT EXPEND.	GOVT. SALE OF GOOD & SERVICES	FINAL EXPEND. ON GDP
1	GRAINS	290.1	580.7	--	-44.5	--	--	826.2
2	OTHER AGRICULTURAL PRODUCTS	-15.1	201.3	2.3	-305.0	15.4	-7.0	572.4
3	FORESTRY PRODUCTS	-43.9	51.1	0.6	-30.6	--	--	5.0
4	FISHING & TRAPPING PRODUCTS	-0.1	57.0	1.0	-34.0	--	-0.3	29.3
5	METALLIC ORES & CONCENTRATES	91.4	884.2	1.0	-321.5	--	--	655.1
6	MINERALS FUELS	-0.7	560.6	--	-689.7	15.3	-20.1	-64.0
7	NON-METALLIC MINERALS	32.1	281.4	2.3	-94.1	20.0	-0.2	250.7
8	SERVICES INCIDENTAL TO MINING	--	--	--	--	--	--	131.9
9	MEAT/FISH & DAIRY PRODUCTS	47.4	340.6	3.3	-147.0	--	-1.9	2755.6
10	FRUIT/VEG.FEED/MISC FOOD PROD.	55.7	188.0	6.2	-380.8	--	--	1755.6
11	BEVERAGES	7.1	163.2	0.2	-91.6	--	--	889.8
12	TOBACCO & TOBACCO PRODUCTS	-5.2	58.9	0.1	-13.6	--	--	371.6
13	RUBBER/LEATHER/PLASTIC FAB.PRO.	42.2	52.4	3.9	-359.2	--	--	284.6
14	TEXTILE PRODUCTS	21.4	73.6	4.9	-570.7	16.6	--	210.0
15	KNITTED PRODUCTS & CLOTHING	73.9	42.9	2.0	-178.9	9.0	-1.5	1439.7
16	LUMBER SAWMILL/OTHER WOOD PROD.	28.2	763.1	1.3	-118.4	--	-0.2	725.0
17	FURNITURE & FIXTURES	10.3	16.0	0.7	-55.4	3.3	-0.2	581.7
18	PAPER & PAPER PRODUCTS	15.8	1649.3	1.7	-179.3	--	--	1665.3
19	PRINTING & PUBLISHING	8.0	19.9	4.6	-224.0	55.4	-8.4	259.0
20	PRIMARY METAL PRODUCTS	-41.9	1906.0	37.6	-586.6	27.6	--	1306.3
21	METAL FABRICATED PRODUCTS	56.9	154.7	11.8	-577.6	18.1	-5.4	-66.1
22	MACHINERY & EQUIPMENT	-180.9	434.0	61.0	-1765.7	20.7	-0.8	422.4
23	AUTOS/TRUCKS/OTHER TRANSP. EQP.	7.4	3017.7	118.2	-3583.3	239.6	-0.5	2868.3
24	ELEC. & COMMUNICATIONS PROD.	17.0	343.0	23.5	-901.4	62.0	--	1038.9
25	NON-METALLIC MINERAL PRODUCTS	19.7	60.4	1.1	-203.2	--	--	-48.5
26	PETROLEUM & COAL PRODUCTS	91.8	52.6	1.2	-270.3	87.3	-7.9	641.4
27	CHEMICALS/CHEMICAL PROD.	39.3	420.6	8.6	-695.7	104.7	-4.3	440.5
28	MISC. MANUFACTURED PRODUCTS	24.2	132.1	25.3	-744.3	67.5	-11.7	361.5
29	RESIDENTIAL CONSTRUCTION	--	--	--	--	--	--	2806.4
30	NON-RESIDENTIAL CONSTRUCTION	--	--	--	--	16.0	--	6970.1
31	REPAIR CONSTRUCTION	--	--	--	--	613.7	--	640.3
32	TRANSPORTATION & STORAGE	--	502.8	--	-109.5	204.9	-25.9	1434.8
33	COMMUNICATION SERVICES	--	21.2	--	-17.1	133.1	-0.4	819.6
34	OTHER UTILITIES	--	14.1	--	-11.6	178.6	-197.4	889.2
35	WHOLESALE MARGINS	--	456.9	16.2	-45.8	52.7	--	2352.8
36	RETAIL MARGINS	--	--	--	--	18.2	--	5047.5
37	IMPLIED RENT OWNER OCUP. DWEL.	--	--	--	--	--	--	4180.1
38	OTHER FINANCE/INS. REAL ESTATE	--	51.5	--	-227.3	217.2	-182.6	4632.1
39	BUSINESS SERVICES	--	100.2	--	-329.8	269.0	-31.0	223.1
40	PERSONAL & OTHER MISC. SERVICE	--	3.4	--	-13.6	536.7	-655.1	5663.0
41	TRANSPORTATION MARGINS	--	738.3	0.6	--	23.1	--	1260.3
42	OPERATING OFFICE/LAB & FOOD	--	--	--	--	1191.6	--	1381.0
43	TRAVEL, ADVERTISING, PROMOTION	--	--	--	--	248.2	--	297.5
44	NON-COMPETING IMPORTS	0.5	--	0.2	-342.5	--	--	-227.8
45	UNALLOCATED IMPORTS & EXPORTS	--	1360.8	--	-1680.7	--	--	-249.9
46	NET INDIRECT TAXES	--	0.3	--	740.0	76.0	--	4040.6
47	LABOUR INCOME	--	--	--	--	8432.2	--	9751.9
48	NET INCOME UNINC. BUSINESS	--	--	--	--	1003.7	--	1099.8
49	OTHER OPERATING SURPLUS	--	--	--	--	--	--	--
	TOTAL	694.8	15754.8	348.0	-15124.3	13977.1	-1161.7	79901.6

NOTE: DETAIL MAY NOT ADD DUE TO ROUNDING.

TABLE 67. IMPACT (INVERSE) MATRIX (AGGREGATION - S), 1968

NO.	COMMODITY AGGREGATION - S	AGRICUL- TURE	FOREST- RY	FISHING, HUNTING & TRAPPING	MINES, QUARRIES & OIL WELLS	MANUFAC- TURING	CONSTRUC- TION	TRANS- & STORAGE	COMMUNI- CATION
1	GRAINS.....	1.0615	0.0074	0.0009	0.0163	0.3026	0.0313	0.0390	0.0087
2	OTHER AGRICULTURAL PRODUCTS.....	1.0566	0.0095	0.0009	0.0163	0.3044	0.0313	0.0392	0.0088
3	FORESTRY PRODUCTS.....	0.0481	1.0358	0.0007	0.0102	0.2032	0.0282	0.1267	0.0108
4	FISHING & TRAPPING PRODUCTS.....	0.0118	0.0051	1.0087	0.0130	0.2132	0.0073	0.0339	0.0065
5	METALLIC ORES & CONCENTRATES.....	0.0135	0.0056	0.0007	0.9763	0.2315	0.0371	0.0300	0.0090
6	MINERALS FUELS.....	0.0067	0.0034	0.0005	1.0475	0.1389	0.0308	0.0279	0.0085
7	NON-METALLIC MINERALS.....	0.0108	0.0044	0.0006	1.0162	0.1796	0.0381	0.0288	0.0087
8	SERVICES INCIDENTAL TO MINING.....	0.0086	0.0034	0.0005	1.0486	0.1375	0.0388	0.0278	0.0085
9	MEAT,FISH & DAIRY PRODUCTS.....	0.0843	0.0311	0.0039	0.0544	1.3220	0.0163	0.0555	0.0163
10	FRUIT,VEG,FEED,MISC,FOOD PROD.....	0.0788	0.0332	0.0041	0.0579	1.4121	0.0160	0.0575	0.0156
11	BEVERAGES.....	0.0753	0.0335	0.0042	0.0584	1.4244	0.0160	0.0576	0.0156
12	TOBACCO & TOBACCO PRODUCTS.....	0.0753	0.0335	0.0042	0.0584	1.4237	0.0160	0.0576	0.0156
13	RUBBER,LEATHER,PLASTIC FAB,PRO.....	0.0751	0.0334	0.0042	0.0583	1.4206	0.0160	0.0576	0.0156
14	TEXTILE PRODUCTS.....	0.0750	0.0334	0.0042	0.0581	1.4179	0.0160	0.0575	0.0156
15	KNITTED PRODUCTS & CLOTHING.....	0.0753	0.0335	0.0042	0.0584	1.4233	0.0160	0.0576	0.0156
16	LUMBER,SAWMILL,OTHER WOOD PROD.....	0.0750	0.0381	0.0042	0.0582	1.4181	0.0161	0.0579	0.0156
17	FURNITURE & FIXTURES.....	0.0749	0.0333	0.0042	0.0583	1.4174	0.0160	0.0576	0.0156
18	PAPER & PAPER PRODUCTS.....	0.0752	0.0335	0.0042	0.0581	1.4225	0.0160	0.0576	0.0156
19	PRINTING & PUBLISHING.....	0.0752	0.0335	0.0042	0.0583	1.4229	0.0160	0.0576	0.0156
20	PRIMARY METAL PRODUCTS.....	0.0753	0.0335	0.0042	0.0585	1.4242	0.0160	0.0576	0.0156
21	METAL FABRICATED PRODUCTS.....	0.0752	0.0334	0.0042	0.0583	1.4215	0.0160	0.0576	0.0156
22	MACHINERY & EQUIPMENT.....	0.0749	0.0334	0.0042	0.0646	1.4162	0.0161	0.0574	0.0155
23	AUTOS,TRUCKS,OTHER TRANSP. EQP.....	0.0750	0.0334	0.0042	0.0582	1.4192	0.0161	0.0616	0.0156
24	ELEC. & COMMUNICATIONS PROD.....	0.0725	0.0323	0.0040	0.0562	1.3767	0.0169	0.0575	0.0154
25	NON-METALLIC MINERAL PRODUCTS.....	0.0748	0.0333	0.0041	0.0645	1.4145	0.0161	0.0574	0.0155
26	PETROLEUM & COAL PRODUCTS.....	0.0738	0.0328	0.0041	0.0806	1.3952	0.0165	0.0569	0.0154
27	CHEMICALS,CHEMICAL PROD.....	0.0735	0.0327	0.0041	0.0852	1.3893	0.0166	0.0568	0.0154
28	MISC. MANUFACTURED PRODUCTS.....	0.0738	0.0328	0.0041	0.0573	1.3959	0.0159	0.0577	0.0159
29	RESIDENTIAL CONSTRUCTION.....	0.0249	0.0111	0.0014	0.0286	0.4462	1.0093	0.0518	0.0114
30	NON-RESIDENTIAL CONSTRUCTION.....	0.0249	0.0111	0.0014	0.0286	0.4462	1.0093	0.0518	0.0114
31	REPAIR CONSTRUCTION.....	0.0249	0.0111	0.0014	0.0286	0.4462	1.0093	0.0518	0.0114
32	TRANSPORTATION & STORAGE.....	0.0096	0.0045	0.0005	0.0092	0.1536	0.0420	1.1115	0.0194
33	COMMUNICATION SERVICES.....	0.0052	0.0020	0.0003	0.0041	0.0793	0.0378	0.0566	1.0285
34	OTHER UTILITIES.....	0.0044	0.0019	0.0002	0.0235	0.0753	0.0476	0.0216	0.0063
35	WHOLESALE MARGINS.....	0.0213	0.0096	0.0011	0.0166	0.3694	0.0127	0.0625	0.0275
36	RETAIL MARGINS.....	0.0409	0.0029	0.0004	0.0070	0.1143	0.0183	0.0310	0.0276
37	IMPLIED RENT OWNER OCPD. DWEL.....	0.0045	0.0018	0.0002	0.0046	0.0724	0.0885	0.0124	0.0181
38	OTHER FINANCE,INS,REAL ESTATE.....	0.0061	0.0023	0.0003	0.0094	0.0883	0.0930	0.0169	0.0182
39	BUSINESS SERVICES.....	0.0242	0.0075	0.0017	0.0140	0.3109	0.0126	0.0316	0.0422
40	PERSONAL & OTHER MISC. SERVICE.....	0.0226	0.0089	0.0015	0.0127	0.2155	0.0222	0.0376	0.0231
41	TRANSPORTATION MARGINS.....	0.0094	0.0044	0.0005	0.0090	0.1499	0.0410	1.0849	0.0189
42	OPERATING,OFFICE,LAB & FOOD.....	0.0419	0.0149	0.0021	0.0271	0.6447	0.0123	0.0598	0.0141
43	TRAVEL, ADVERTISING, PROMOTION.....	0.0278	0.0116	0.0016	0.0203	0.4521	0.0194	0.1956	0.0984

TABLE 67. IMPACT (INVERSE) MATRIX (AGGREGATION - S), 1968 - CONCLUDED

NO.	COMMODITY AGGREGATION - S	ELEC POWER GAS,OTHER UTILITIES	WHOLESALE TRADE	RETAIL TRADE	FINANCE INS. & REAL EST.	BUSINESS & PERSONAL SERVICES	TRANS. MARGINS	OPERATING OFFICE SUPPLIES	TRAVEL, PROMOTION, ADV'TG.
1	GRAINS.....	0.0135	0.0375	0.0137	0.0510	0.0217	0.0250	0.0714	0.0130
2	OTHER AGRICULTURAL PRODUCTS.....	0.0135	0.0374	0.0147	0.0511	0.0218	0.0250	0.0716	0.0131
3	FORESTRY PRODUCTS.....	0.0062	0.0295	0.0181	0.0931	0.0567	0.0113	0.1518	0.0180
4	FISHING & TRAPPING PRODUCTS.....	0.0041	0.0261	0.0110	0.0212	0.0176	0.0139	0.0245	0.0089
5	METALLIC ORES & CONCENTRATES.....	0.0202	0.0230	0.0102	0.0859	0.0454	0.0115	0.0669	0.0170
6	MINERALS FUELS.....	0.0206	0.0218	0.0101	0.0898	0.0458	0.0101	0.0992	0.0150
7	NON-METALLIC MINERALS.....	0.0204	0.0223	0.0102	0.0881	0.0457	0.0107	0.0982	0.0158
8	SERVICES INCIDENTAL TO MINING.....	0.0206	0.0217	0.0101	0.0898	0.0459	0.0101	0.0992	0.0149
9	MEAT,FISH & DAIRY PRODUCTS.....	0.0159	0.0196	0.0176	0.0394	0.0393	0.0282	0.0663	0.0423
10	FRUIT,VEG,FEED,MISC,FOOD PROD.....	0.0158	0.0441	0.0125	0.0365	0.0399	0.0297	0.0665	0.0428
11	BEVERAGES.....	0.0158	0.0392	0.0116	0.0363	0.0399	0.0299	0.0666	0.0428
12	TOBACCO & TOBACCO PRODUCTS.....	0.0158	0.0397	0.0116	0.0363	0.0399	0.0298	0.0666	0.0428
13	RUBBER,LEATHER,PLASTIC FAB,PRO.....	0.0158	0.0420	0.0116	0.0364	0.0400	0.0298	0.0665	0.0428
14	TEXTILE PRODUCTS.....	0.0158	0.0426	0.0130	0.0365	0.0400	0.0297	0.0665	0.0428
15	KNITTED PRODUCTS & CLOTHING.....	0.0158	0.0398	0.0118	0.0363	0.0399	0.0298	0.0666	0.0428
16	LUMBER,SAWMILL,OTHER WOOD PROD.....	0.0158	0.0398	0.0116	0.0366	0.0400	0.0298	0.0670	0.0427
17	FURNITURE & FIXTURES.....	0.0158	0.0445	0.0116	0.0364	0.0400	0.0297	0.0665	0.0429
18	PAPER & PAPER PRODUCTS.....	0.0158	0.0406	0.0116	0.0363	0.0399	0.0298	0.0666	0.0428
19	PRINTING & PUBLISHING.....	0.0158	0.0403	0.0116	0.0363	0.0399	0.0298	0.0666	0.0428
20	PRIMARY METAL PRODUCTS.....	0.0158	0.0392	0.0116	0.0363	0.0399	0.0299	0.0666	0.0428
21	METAL FABRICATED PRODUCTS.....	0.0158	0.0413	0.0116	0.0364	0.0400	0.0298	0.0666	0.0428
22	MACHINERY & EQUIPMENT.....	0.0158	0.0391	0.0116	0.0366	0.0400	0.0297	0.0668	0.0426
23	AUTOS,TRUCKS,OTHER TRANSP. EQP.....	0.0158	0.0394	0.0116	0.0363	0.0399	0.0298	0.0666	0.0427
24	ELEC. & COMMUNICATIONS PROD.....	0.0154	0.0386	0.0118	0.0358	0.0399	0.0208	0.0650	0.0417
25	NON-METALLIC MINERAL PRODUCTS.....	0.0158	0.0405	0.0116	0.0367	0.0400	0.0297	0.0668	0.0426
26	PETROLEUM & COAL PRODUCTS.....	0.0161	0.0388	0.0115	0.0375	0.0401	0.0294	0.0673	0.0421
27	CHEMICALS,CHEMICAL PROD.....	0.0159	0.0389	0.0115	0.0378	0.0401	0.0293	0.0675	0.0420
28	MISC. MANUFACTURED PRODUCTS.....	0.0156	0.0407	0.0116	0.0369	0.0402	0.0294	0.0664	0.0433
29	RESIDENTIAL CONSTRUCTION.....	0.0065	0.0538	0.0146	0.0303	0.0549	0.0283	0.0442	0.0225
30	NON-RESIDENTIAL CONSTRUCTION.....	0.0065	0.0538	0.0146	0.0303	0.0549	0.0283	0.0442	0.0225
31	REPAIR CONSTRUCTION.....	0.0065	0.0538	0.0146	0.0303	0.0549	0.0283	0.0442	0.0225
32	TRANSPORTATION & STORAGE.....	0.0078	0.0263	0.0194	0.0404	0.0432	0.0096	0.0630	0.0209
33	COMMUNICATION SERVICES.....	0.0043	0.0098	0.0170	0.0238	0.0394	0.0040	0.0277	0.0156
34	OTHER UTILITIES.....	0.0089	0.0105	0.0049	0.0267	0.0121	0.0088	0.0225	0.0082
35	WHOLESALE MARGINS.....	0.0096	0.0344	0.0126	0.0575	0.0502	0.0112	0.0588	0.0644
36	RETAIL MARGINS.....	0.0212	0.0149	0.0061	0.0435	0.0069	0.0113	0.0401	0.0401
37	IMPLIED RENT OWNER OCPD. DWEL.....	0.0054	0.0095	0.0056	1.0648	0.0311	0.0042	0.0307	0.0253
38	OTHER FINANCE,INS,REAL ESTATE.....	0.0059	0.0150	0.0101	1.0236	0.0405	0.0047	0.0321	0.0257
39	BUSINESS SERVICES.....	0.0093	0.0235	0.0175	0.0532	0.9338	0.0116	0.0704	0.0348
40	PERSONAL & OTHER MISC. SERVICE.....	0.0136	0.0757	0.1418	0.0645	0.8121	0.0100	0.0691	0.0368
41	TRANSPORTATION MARGINS.....	0.0076	0.0257	0.0189	0.0394	0.0422	1.0094	0.0615	0.0204
42	OPERATING,OFFICE,LAB & FOOD.....	0.0098	0.1050	0.0657	0.0326	0.1379	0.0377	1.0446	0.0293
43	TRAVEL, ADVERTISING, PROMOTION.....	0.0095	0.0443	0.0545	0.0369	0.2698	0.0169	0.0500	1.0269

TABLE 68. MAKE (OUTPUT) MATRIX (AGGREGATION - M), 1968 (MILLIONS OF DOLLARS)

NO.	COMMODITY AGGREGATION - M	AGRICUL- TURE	FOREST- RY	FISHING, HUNTING & TRAPPING	METAL MINES	MINERAL FUELS	NON-METAL MINES & QUARRIES	SERVICES (INCIDENTAL TO MINING)	FOOD & BEVERAGE INDUSTRIES
1	GRAINS.....	1153.8	--	--	--	--	--	--	0.8
2	LIVE ANIMALS.....	1557.8	--	--	--	--	--	--	--
3	OTHER AGRICULTURAL PRODUCTS.....	1680.3	6.3	--	--	--	--	--	8.6
4	FORESTRY PRODUCTS.....	36.4	1122.1	--	--	--	--	--	--
5	FISH LANDINGS.....	--	--	186.1	--	--	--	--	--
6	HUNTING & TRAPPING PRODUCTS.....	--	--	13.4	--	--	--	--	--
7	IRON ORES & CONCENTRATES.....	--	--	--	473.5	--	--	--	--
8	OTHER METAL ORES & CONCENTRATES.....	--	--	--	1376.9	--	--	--	--
9	COAL.....	--	--	--	--	31.1	--	--	--
10	CRUDE MINERAL OILS.....	--	--	--	--	1023.0	--	--	--
11	NATURAL GAS.....	--	--	--	--	210.3	--	--	--
12	NON-METALLIC MINERALS.....	--	--	--	2.5	104.8	177.5	--	1.0
13	SERVICES INCIDENTAL TO MINING.....	--	--	--	34.6	--	1.3	310.5	--
14	MEAT PRODUCTS.....	43.8	--	--	--	--	--	--	2066.0
15	DAIRY PRODUCTS.....	1.8	--	--	--	--	--	--	1217.9
16	FISH PRODUCTS.....	--	--	--	--	--	--	--	319.0
17	FRUITS & VEGETABLES PREPARATIONS.....	--	--	--	--	--	--	--	526.3
18	FEEDS.....	--	--	--	--	--	--	--	611.8
19	FLOUR, WHEAT, MEAL & OTHER CEREALS.....	--	--	--	--	--	--	--	207.5
20	BREAKFAST CEREAL & BAKERY PROD.....	--	--	--	--	--	--	--	669.2
21	SUGAR.....	--	--	--	--	--	--	--	137.6
22	MISC. FOOD PRODUCTS.....	12.0	--	--	--	--	--	--	839.1
23	SOFT DRINKS.....	--	--	--	--	--	--	--	306.0
24	ALCOHOLIC BEVERAGES.....	--	--	--	--	--	--	--	678.4
25	TOBACCO PROCESSED UNMANUFACTURED.....	--	--	--	--	--	--	--	--
26	CIGARETTES & TOBACCO MFG.....	--	--	--	--	--	--	--	--
27	TIRES & TUBES.....	--	--	--	--	--	--	--	--
28	OTHER RUBBER PRODUCTS.....	--	--	--	--	--	--	--	--
29	PLASTIC FABRICATED PRODUCTS.....	--	--	--	--	--	--	--	--
30	LEATHER & LEATHER PRODUCTS.....	--	--	--	--	--	--	--	--
31	YARNS & MAN MADE FIBRES.....	--	--	--	--	--	--	--	--
32	FABRICS.....	--	--	--	--	--	--	--	--
33	OTHER TEXTILE PRODUCTS.....	--	--	--	--	--	--	--	--
34	HOSIERY & KNITTED WEAR.....	--	--	--	--	--	--	--	--
35	CLOTHING & ACCESSORIES.....	--	--	--	--	--	--	--	--
36	LUMBER & TIMBER.....	--	8.1	--	--	--	--	--	--
37	VENEER & PLYWOOD.....	--	--	--	--	--	--	--	--
38	OTHER WOOD FABRICATED MATERIALS.....	--	0.4	--	--	--	--	--	--
39	FURNITURE & FIXTURES.....	--	--	--	--	--	--	--	--
40	PULP.....	--	--	--	--	--	--	--	--
41	NEWSPRINT & OTHER PAPER STOCK.....	--	--	--	--	--	--	--	--
42	PAPER PRODUCTS.....	--	--	--	--	--	--	--	2.1
43	PRINTING & PUBLISHING.....	--	--	--	--	--	--	--	--
44	ADVERTISING, PRINT MEDIA.....	--	--	--	--	--	--	--	--
45	IRON & STEEL PRODUCTS.....	--	--	--	--	--	--	--	--
46	ALUMINUM PRODUCTS.....	--	--	--	--	--	--	--	--
47	COPPER & COPPER ALLOY PRODUCTS.....	--	--	--	--	--	--	--	--
48	NICKEL PRODUCTS.....	--	--	--	--	--	--	--	--
49	OTHER NON-FERROUS METAL PRODUCTS.....	--	--	--	0.5	--	--	--	--
50	BOILERS, TANKS & PLATES.....	--	--	--	--	--	--	--	--
51	FABRICATED STRUCTURAL METAL PROD.....	--	--	--	--	--	--	--	--
52	OTHER METAL FABRICATED PRODUCTS.....	--	--	--	--	--	--	--	--
53	AGRICULTURAL MACHINERY.....	--	--	--	--	--	--	--	--
54	OTHER INDUSTRIAL MACHINERY.....	--	0.1	--	1.8	2.7	0.7	5.2	3.3
55	MOTOR VEHICLES.....	--	--	--	--	--	--	--	--
56	MOTOR VEHICLE PARTS.....	--	--	--	--	--	--	--	--
57	OTHER TRANSPORT EQUIPMENT.....	--	--	--	--	--	--	--	--
58	APPLIANCES & RECEIVERS, HOUSEHOLD.....	--	--	--	--	--	--	--	--
59	OTHER ELECTRICAL PRODUCTS.....	--	--	--	--	--	--	--	--
60	CEMENT & CONCRETE PRODUCTS.....	--	--	--	--	--	5.0	--	--
61	OTHER NON-METALLIC MINERAL PROD.....	--	--	--	--	--	2.5	--	--
62	GASOLINE & FUEL OIL.....	--	--	--	--	--	--	--	--
63	OTHER PETROLEUM & COAL PROD.....	--	--	--	--	39.5	--	--	--
64	INDUSTRIAL CHEMICALS.....	--	--	--	--	--	--	--	8.7
65	FERTILIZERS.....	--	--	--	--	--	68.8	--	--
66	PHARMACEUTICALS.....	--	--	--	--	--	--	--	6.0
67	OTHER CHEMICAL PRODUCTS.....	--	--	--	--	--	--	--	44.1
68	SCIENTIFIC EQUIPMENT.....	--	--	--	--	--	--	--	--
69	OTHER MANUFACTURED PRODUCTS.....	--	--	--	--	--	--	--	1.3
70	RESIDENTIAL CONSTRUCTION.....	--	--	--	--	--	--	--	--
71	NON-RESIDENTIAL CONSTRUCTION.....	--	--	--	--	--	--	--	--
72	REPAIR CONSTRUCTION.....	--	--	--	--	--	--	--	--
73	PIPELINE TRANSPORTATION.....	--	--	--	--	--	--	--	--
74	TRANSPORTATION & STORAGE.....	--	3.4	--	--	--	--	--	0.4
75	RADIO & TELEVISION BROADCASTING.....	--	--	--	--	--	--	--	--
76	TELEPHONE & TELEGRAPH.....	--	--	--	--	--	--	--	--
77	POSTAL SERVICES.....	--	--	--	--	--	--	--	--
78	ELECTRIC POWER.....	--	0.1	--	1.2	--	--	--	--
79	OTHER UTILITIES.....	--	--	--	--	--	--	--	--
80	WHOLESALE MARGINS.....	--	3.3	--	0.4	--	0.9	--	145.0
81	RETAIL MARGINS.....	--	--	--	--	--	--	--	--
82	IMPLIED RENT OWNER OCPD, DWEL.....	--	--	--	--	--	--	--	--
83	OTHER FINANCE, INS., REAL ESTATE.....	3.9	0.5	--	7.2	24.0	0.5	0.3	4.4
84	BUSINESS SERVICES.....	--	--	--	--	--	--	--	--
85	EDUCATION SERVICES.....	--	--	--	--	--	--	--	--
86	HEALTH SERVICES.....	--	--	--	--	--	--	--	--
87	AMUSEMENT & RECREATION SERVICES.....	--	--	--	--	--	--	--	--
88	ACCOMMODATION & FOOD SERVICES.....	--	22.1	--	6.9	--	0.6	--	4.5
89	OTHER PERSONAL & MISC. SERVICES.....	--	4.6	1.3	2.7	0.2	4.6	2.7	3.5
90	TRANSPORTATION MARGINS.....	--	--	--	--	--	--	--	--
91	OPERATING, OFFICE, LAB. & FOOD.....	--	--	--	--	--	--	--	--
92	TRAVEL, ADVERTISING & PROMOTION.....	--	--	--	--	--	--	--	--
TOTAL.....		4489.9	1171.0	200.8	1908.4	1435.8	462.3	318.7	7833.4

NOTE: DETAIL MAY NOT ADD DUE TO ROUNDING AND SUPPRESSION OF CONFIDENTIAL COMMODITIES.

TABLE 68. MAKE (OUTPUT) MATRIX (AGGREGATION - M), 1968 (MILLIONS OF DOLLARS) - CONTINUED

NO.	COMMODITY AGGREGATION - M	TOBACCO PRODUCTS INDUSTRIES	RUBBER & PLASTIC PROD. IND.	LEATHER INDUSTRIES	TEXTILE INDUSTRIES	KNITTING MILLS	CLOTHING INDUSTRIES	WOOD	FURNITURE, FIXTURE INDUSTRIES
1	GRAINS.....
2	LIVE ANIMALS.....
3	OTHER AGRICULTURAL PRODUCTS.....
4	FORESTRY PRODUCTS.....	26.1	..
5	FISH LANDINGS.....
6	HUNTING & TRAPPING PRODUCTS.....
7	IRON ORES & CONCENTRATES.....
8	OTHER METAL ORES & CONCENTRATES.....
9	COAL.....
10	CRUDE MINERAL OILS.....
11	NATURAL GAS.....
12	NON-METALLIC MINERALS.....
13	SERVICES INCIDENTAL TO MINING.....
14	MEAT PRODUCTS.....	0.7
15	DAIRY PRODUCTS.....
16	FISH PRODUCTS.....
17	FRUITS & VEGETABLES PREPARATIONS.....
18	FEEDS.....
19	FLOUR, WHEAT MEAL & OTHER CEREALS.....
20	BREAKFAST CEREAL & BAKERY PROD.....
21	SUGAR.....
22	MISC. FOOD PRODUCTS.....
23	SOFT DRINKS.....
24	ALCOHOLIC BEVERAGES.....
25	TOBACCO PROCESSED UNMANUFACTURED.....	167.1
26	CIGARETTES & TOBACCO MFG.....	327.1
27	TIRES & TUBES.....	..	290.0
28	OTHER RUBBER PRODUCTS.....	..	166.3	4.1	5.2
29	PLASTIC FABRICATED PRODUCTS.....	..	243.4	0.3	2.1
30	LEATHER & LEATHER PRODUCTS.....	381.2	0.9
31	YARNS & MAN MADE FIBRES.....	369.5
32	FABRICS.....	..	3.0	..	481.1	103.4	0.4
33	OTHER TEXTILE PRODUCTS.....	..	8.9	0.2	534.2	8.6	2.7	..	5.4
34	HOSIERY & KNITTED WEAR.....	243.1	102.1
35	CLOTHING & ACCESSORIES.....	..	23.2	7.0	28.9	26.4	1156.5	..	0.3
36	LUMBER & TIMBER.....	1014.5	..
37	VENEER & PLYWOOD.....	277.2	..
38	OTHER WOOD FABRICATED MATERIALS.....	591.6	28.9
39	FURNITURE & FIXTURES.....	..	3.2	..	0.7	15.5	573.6
40	PULP.....
41	NEWSPRINT & OTHER PAPER STOCK.....
42	PAPER PRODUCTS.....	..	38.9	0.9	14.7	0.8	..
43	PRINTING & PUBLISHING.....
44	ADVERTISING, PRINT MEDIA.....
45	IRON & STEEL PRODUCTS.....
46	ALUMINUM PRODUCTS.....	..	0.2
47	COPPER & COPPER ALLOY PRODUCTS.....
48	NICKEL PRODUCTS.....
49	OTHER NON FERROUS METAL PRODUCTS.....	0.2
50	BOILERS, TANKS & PLATES.....	..	0.7
51	FABRICATED STRUCTURAL METAL PROD.....	..	0.8	2.6
52	OTHER METAL FABRICATED PRODUCTS.....	..	5.0	..	1.9	4.8	4.7
53	AGRICULTURAL MACHINERY.....
54	OTHER INDUSTRIAL MACHINERY.....	..	4.5	..	2.2	3.4	..
55	MOTOR VEHICLES.....
56	MOTOR VEHICLE PARTS.....	..	77.2	..	19.6
57	OTHER TRANSPORT EQUIPMENT.....	..	8.5
58	APPLIANCES & RECEIVERS, HOUSEHOLD.....	..	3.2	1.3
59	OTHER ELECTRICAL PRODUCTS.....	..	1.5	18.8
60	CEMENT & CONCRETE PRODUCTS.....
61	OTHER NON-METALLIC MINERAL PROD.....	0.5
62	GASOLINE & FUEL OIL.....
63	OTHER PETROLEUM & COAL PROD.....
64	INDUSTRIAL CHEMICALS.....	..	11.5	..	3.4
65	FERTILIZERS.....
66	PHARMACEUTICALS.....
67	OTHER CHEMICAL PRODUCTS.....	..	6.7	0.2	2.7	..
68	SCIENTIFIC EQUIPMENT.....	..	2.1	..	0.9
69	OTHER MANUFACTURED PRODUCTS.....	..	32.6	2.4	8.6	0.9	9.3
70	RESIDENTIAL CONSTRUCTION.....
71	NON-RESIDENTIAL CONSTRUCTION.....
72	REPAIR CONSTRUCTION.....
73	PIPELINE TRANSPORTATION.....
74	TRANSPORTATION & STORAGE.....	7.9	..
75	RADIO & TELEVISION BROADCASTING.....
76	TELEPHONE & TELEGRAPH.....
77	POSTAL SERVICES.....
78	ELECTRIC POWER.....	0.1	0.2	..
79	OTHER UTILITIES.....
80	WHOLESALE MARGINS.....	1.4	23.6	4.1	11.0	1.4	9.2	10.9	6.9
81	RETAIL MARGINS.....
82	IMPLIED RENT OWNER OC'D DWEL.....
83	OTHER FINANCE INS. REAL ESTATE.....	..	0.2	0.4	2.2	0.3	0.8	2.4	1.4
84	BUSINESS SERVICES.....	..	0.5	..	0.4
85	EDUCATION SERVICES.....
86	HEALTH SERVICES.....
87	AMUSEMENT & RECREATION SERVICES.....
88	ACCOMMODATION & FOOD SERVICES.....	0.1	0.3	0.1	0.7	0.1	0.3	0.8	0.8
89	OTHER PERSONAL & MISC SERVICES.....	..	1.6	0.5	0.7	..	0.1	4.0	12.3
90	TRANSPORTATION MARGINS.....
91	OPERATING, OFFICE, LAB & FOOD.....
92	TRAVEL, ADVERTISING & PROMOTION.....
	TOTAL.....	496.6	974.8	402.0	1498.9	384.1	1273.9	1975.5	674.4

NOTE: DETAIL MAY NOT ADD DUE TO ROUNDING AND SUPPRESSION OF CONFIDENTIAL COMMODITIES.

TABLE 68. MAKE (OUTPUT) MATRIX (AGGREGATION - M), 1968 (MILLIONS OF DOLLARS) - CONTINUED

NO.	COMMODITY AGGREGATION - M	PAPER & ALLIED INDUSTRIES	PRINTING & PUBLISHING	PRIMARY METAL INDUSTRIES	METAL FABRICATING INDUSTRIES	MACHINERY INDUSTRIES	TRANS. EQUIPMENT INDUSTRIES	ELECTRICAL PRODUCTS INDUSTRIES	NON-METAL. MINERAL PROD. IND.
1	GRAINS.....
2	LIVE ANIMALS.....
3	OTHER AGRICULTURAL PRODUCTS.....
4	FORESTRY PRODUCTS.....
5	FISH LANDINGS.....
6	HUNTING & TRAPPING PRODUCTS.....
7	IRON ORES & CONCENTRATES.....	11.7
8	OTHER METAL ORES & CONCENTRATES.....	125.0
9	COAL.....
10	CRUDE MINERAL OILS.....	1.3
11	NATURAL GAS.....
12	NON-METALLIC MINERALS.....	0.5	..	0.2	11.5
13	SERVICES INCIDENTAL TO MINING.....
14	MEAT PRODUCTS.....
15	DAIRY PRODUCTS.....
16	FISH PRODUCTS.....
17	FRUITS & VEGETABLES PREPARATIONS.....
18	FEEDS.....
19	FLOUR, WHEAT, MEAL & OTHER CEREALS.....
20	BREAKFAST CEREAL & BAKERY PROD.....
21	SUGAR.....
22	MISC. FOOD PRODUCTS.....
23	SOFT DRINKS.....	2.4
24	ALCOHOLIC BEVERAGES.....
25	TOBACCO PROCESSED UNMANUFACTURED.....
26	CIGARETTES & TOBACCO MFG.....
27	TIRES & TUBES.....
28	OTHER RUBBER PRODUCTS.....	0.3	..
29	PLASTIC FABRICATED PRODUCTS.....	17.1	7.1	..	2.2	..	2.1
30	LEATHER & LEATHER PRODUCTS.....
31	YARNS & MAN MADE FIBRES.....
32	FABRICS.....	..	0.3
33	OTHER TEXTILE PRODUCTS.....	1.5
34	HOSIERY & KNITTED WEAR.....
35	CLOTHING & ACCESSORIES.....
36	LUMBER & TIMBER.....
37	VENEER & PLYWOOD.....
38	OTHER WOOD FABRICATED MATERIALS.....	8.6	1.3	0.4	1.1
39	FURNITURE & FIXTURES.....	21.2	4.4	1.5	4.7	..
40	PULP.....	726.6
41	NEWSPRINT & OTHER PAPER STOCK.....	1710.3	3.4
42	PAPER PRODUCTS.....	890.1	33.9	..	11.5
43	PRINTING & PUBLISHING.....	18.9	924.7	0.2	..	1.0
44	ADVERTISING, PRINT MEDIA.....	..	409.0
45	IRON & STEEL PRODUCTS.....	1677.1	115.6	9.5	13.1
46	ALUMINUM PRODUCTS.....	646.8	6.1	..	0.3
47	COPPER & COPPER ALLOY PRODUCTS.....	796.4	7.5
48	NICKEL PRODUCTS.....	473.1	5.0	..	0.1
49	OTHER NON FERROUS METAL PRODUCTS.....	442.9	20.3	2.7	5.4	13.2	..
50	BOILERS, TANKS & PLATES.....	233.2	14.5
51	FABRICATED STRUCTURAL METAL PROD.....	77.5	581.1	8.0	6.4	4.9	2.4
52	OTHER METAL FABRICATED PRODUCTS.....	49.8	1564.6	48.7	60.2	64.6	..
53	AGRICULTURAL MACHINERY.....	4.1	4.8	240.0	6.7
54	OTHER INDUSTRIAL MACHINERY.....	18.3	0.5	29.6	193.9	1012.0	68.4	29.2	1.5
55	MOTOR VEHICLES.....	5.7	5.2	2956.4
56	MOTOR VEHICLE PARTS.....	38.0	3.2	1351.0	11.3	..
57	OTHER TRANSPORT EQUIPMENT.....	16.3	33.6	1077.4
58	APPLIANCES & RECEIVERS, HOUSEHOLD.....	19.9	17.7	..	560.4	..
59	OTHER ELECTRICAL PRODUCTS.....	8.8	19.7	69.5	39.9	1635.7	0.4
60	CEMENT & CONCRETE PRODUCTS.....	613.6
61	OTHER NON-METALLIC MINERAL PROD.....	1.9	5.8	1.1	566.9
62	GASOLINE & FUEL OIL.....
63	OTHER PETROLEUM & COAL PROD.....	7.1	..	12.7
64	INDUSTRIAL CHEMICALS.....	9.1	..	34.2
65	FERTILIZERS.....
66	PHARMACEUTICALS.....
67	OTHER CHEMICAL PRODUCTS.....	1.8	..	5.4	0.7	5.0
68	SCIENTIFIC EQUIPMENT.....	3.1	3.7	..	36.4	..
69	OTHER MANUFACTURED PRODUCTS.....	8.3	21.7	3.0	..
70	RESIDENTIAL CONSTRUCTION.....
71	NON-RESIDENTIAL CONSTRUCTION.....
72	REPAIR CONSTRUCTION.....
73	PIPELINE TRANSPORTATION.....
74	TRANSPORTATION & STORAGE.....
75	RADIO & TELEVISION BROADCASTING.....
76	TELEPHONE & TELEGRAPH.....
77	POSTAL SERVICES.....
78	ELECTRIC POWER.....	3.0	..	13.5	1.1
79	OTHER UTILITIES.....
80	WHOLESALE MARGINS.....	16.4	18.4	4.2	53.7	85.0	257.5	117.0	21.7
81	RETAIL MARGINS.....
82	IMPUTED RENT OWNER OCPD, DWEL.....
83	OTHER FINANCES, INS., REAL ESTATE.....	3.6	3.3	3.1	2.8	3.3	3.8	1.1	1.2
84	BUSINESS SERVICES.....	1.0	1.8	..	0.1	166.5	3.5	3.3	..
85	EDUCATION SERVICES.....
86	HEALTH SERVICES.....
87	AMUSEMENT & RECREATION SERVICES.....
88	ACCOMMODATION & FOOD SERVICES.....	0.8	0.9	2.0	2.2	1.8	2.1	2.7	0.8
89	OTHER PERSONAL & MISC. SERVICES.....	2.6	0.7	0.1	33.2	33.0	23.9	24.2	2.0
90	TRANSPORTATION MARGINS.....
91	OPERATING, OFFICE, LAB. & FOOD.....
92	TRAVEL, ADVERTISING & PROMOTION.....
TOTAL.....		3471.3	1397.9	4442.0	3080.3	1765.8	5911.8	2547.8	1246.6

NOTE: DETAIL MAY NOT ADD DUE TO ROUNDING AND SUPPRESSION OF CONFIDENTIAL COMMODITIES.

TABLE 68. MAKE (OUTPUT) MATRIX (AGGREGATION - M), 1968 (MILLIONS OF DOLLARS) - CONTINUED

NO.	COMMODITY AGGREGATION - M	PETROLEUM & COAL PROD. IND.	CHEMICAL & CHEMICAL PROD. IND.	MISC. MANUFAC- TURING	CONSTR. INDUSTRY	TRANS. & STORAGE	COMMUNI- CATION	ELEC POWER GAS. OTHER UTILITIES	WHOLESALE TRADE
1	GRAINS.....
2	LIVE ANIMALS.....
3	OTHER AGRICULTURAL PRODUCTS.....
4	FORESTRY PRODUCTS.....	1.3	..
5	FISH LANDINGS.....
6	HUNTING & TRAPPING PRODUCTS.....
7	IRON ORES & CONCENTRATES.....
8	OTHER METAL ORES & CONCENTRATES.....	9.1
9	COAL.....
10	CRUDE MINERAL OILS.....
11	NATURAL GAS.....
12	NON METALLIC MINERALS.....	..	2.6
13	SERVICES INCIDENTAL TO MINING.....
14	MEAT PRODUCTS.....
15	DAIRY PRODUCTS.....	8.0
16	FISH PRODUCTS.....	0.4
17	FRUITS & VEGETABLES PREPARATIONS.....	1.2
18	FEEDS.....	..	1.8	4.8
19	FLOUR WHEAT MEAL & OTHER CEREALS.....
20	BREAKFAST CEREAL & BAKERY PROD.....	9.3
21	SUGAR.....
22	MISC. FOOD PRODUCTS.....	..	5.7
23	SOFT DRINKS.....	..	0.1
24	ALCOHOLIC BEVERAGES.....
25	TOBACCO PROCESSED UNMANUFACTURED.....
26	CIGARETTES & TOBACCO MFG.....	0.2
27	TIRES & TUBES.....	1.2
28	OTHER RUBBER PRODUCTS.....	4.9	0.1
29	PLASTIC FABRICATED PRODUCTS.....	..	6.6	4.5
30	LEATHER & LEATHER PRODUCTS.....	0.6	2.1
31	YARNS & MAN MADE FIBRES.....
32	FABRICS.....	1.4
33	OTHER TEXTILE PRODUCTS.....	1.6	5.5
34	HOSIERY & KNITTED WEAR.....	0.1
35	CLOTHING & ACCESSORIES.....	3.1	0.9
36	LUMBER & TIMBER.....	0.7
37	VENEUR & PLYWOOD.....
38	OTHER WOOD FABRICATED MATERIALS.....	..	0.9	0.5	0.7
39	FURNITURE & FIXTURES.....	2.1	3.4
40	PULP.....
41	NEWSPRINT & OTHER PAPER STOCK.....	..	1.0	1.9	0.3
42	PAPER PRODUCTS.....	..	5.1	46.6	4.6
43	PRINTING & PUBLISHING.....	..	0.8	1.5
44	ADVERTISING PRINT MEDIA.....
45	IRON & STEEL PRODUCTS.....
46	ALUMINUM PRODUCTS.....
47	COPPER & COPPER ALLOY PRODUCTS.....
48	NICKEL PRODUCTS.....
49	OTHER NON FERROUS METAL PRODUCTS.....	..	5.6	17.0
50	BOILERS, TANKS & PLATES.....
51	FABRICATED STRUCTURAL METAL PROD.....	1.4	0.7
52	OTHER METAL FABRICATED PRODUCTS.....	..	2.6	7.5	5.4
53	AGRICULTURAL MACHINERY.....
54	OTHER INDUSTRIAL MACHINERY.....	..	5.0	11.3
55	MOTOR VEHICLES.....
56	MOTOR VEHICLE PARTS.....	3.9	0.2
57	OTHER TRANSPORT EQUIPMENT.....	2.7	..	21.5	1.1
58	APPLIANCES & RECEIVERS, HOUSEHOLD.....	4.7
59	OTHER ELECTRICAL PRODUCTS.....	26.6	99.9	..	1.5
60	CEMENT & CONCRETE PRODUCTS.....
61	OTHER NON-METALLIC MINERAL PROD.....	0.1	1.8
62	GASOLINE & FUEL OIL.....	1441.1
63	OTHER PETROLEUM & COAL PROD.....	230.8	30.2	0.4	..
64	INDUSTRIAL CHEMICALS.....	2.2	936.5	0.1
65	FERTILIZERS.....	..	80.8	0.1
66	PHARMACEUTICALS.....	..	303.8
67	OTHER CHEMICAL PRODUCTS.....	1.7	986.3	6.5	0.2
68	SCIENTIFIC EQUIPMENT.....	325.5	0.5
69	OTHER MANUFACTURED PRODUCTS.....	11.4	18.0	446.0	20.8
70	RESIDENTIAL CONSTRUCTION.....	2806.4
71	NON-RESIDENTIAL CONSTRUCTION.....	6970.1
72	REPAIR CONSTRUCTION.....	2422.5
73	PIPELINE TRANSPORTATION.....	347.6
74	TRANSPORTATION & STORAGE.....	5549.4
75	RADIO & TELEVISION BROADCASTING.....	252.4
76	TELEPHONE & TELEGRAPH.....	1315.4
77	POSTAL SERVICES.....	354.3
78	ELECTRIC POWER.....	0.1	9.0	..	1453.8	..
79	OTHER UTILITIES.....	300.7	..
80	WHOLESALE MARGINS.....	2.5	86.1	47.9	..	5.1	3981.8
81	RETAIL MARGINS.....	7.6	..	16.8	..
82	IMPLIED RENT OWNER OCPI, DWEL.....
83	OTHER FINANCIALS, REAL ESTATE.....	28.7	2.1	1.3	59.1	24.5	0.4	1.4	37.0
84	BUSINESS SERVICES.....	0.5	2.6	0.7	..	6.6	42.7	0.1	..
85	EDUCATION SERVICES.....
86	HEALTH SERVICES.....
87	AMUSEMENT & RECREATION SERVICES.....	5.8
88	ACCOMMODATION & FOOD SERVICES.....	0.3	3.0	1.1	..	19.2	..	5.3	..
89	OTHER PERSONAL & MISC. SERVICES.....	0.1	0.3	28.4	70.3	50.3	5.5	23.0	434.5
90	TRANSPORTATION MARGINS.....
91	OPERATING, OFFICE LAB. & FOOD.....
92	TRAVEL, ADVERTISING & PROMOTION.....
TOTAL.....		1720.0	2535.3	1012.7	12328.4	6640.9	2876.4	1862.8	4530.7

NOTE: DETAIL MAY NOT ADD DUE TO ROUNDING AND SUPPRESSION OF CONFIDENTIAL COMMODITIES.

TABLE 68. MAKE (OUTPUT) MATRIX (AGGREGATION - M), 1968 (MILLIONS OF DOLLARS) - CONTINUED

NO.	COMMODITY AGGREGATION - M	RETAIL TRADE	OWNER OCCUPIED DWELLINGS	FINANCE, INS. & REAL ESTATE	EDUCATION & HEALTH SERVICES	AMUSEMENT RECREATION SERVICES	SERVICE TO BUSINESS MANAGEMENT	ACCOMMODATION-FOOD SERVICES	PERSONAL & MISC. SERVICES
1	GRAINS.....
2	LIVE ANIMALS.....
3	OTHER AGRICULTURAL PRODUCTS.....	3.2
4	FORESTRY PRODUCTS.....
5	FISH LANDINGS.....
6	HUNTING & TRAPPING PRODUCTS.....
7	IRON ORES & CONCENTRATES.....
8	OTHER METAL ORES & CONCENTRATES.....
9	COAL.....
10	CRUDE MINERAL OILS.....
11	NATURAL GAS.....
12	NON-METALLIC MINERALS.....
13	SERVICES INCIDENTAL TO MINING.....
14	MEAT PRODUCTS.....	262.4
15	DAIRY PRODUCTS.....
16	FISH PRODUCTS.....
17	FRUITS & VEGETABLES PREPARATIONS.....
18	FEEDS.....
19	FLOUR,WHEAT MEAL & OTHER CEREALS.....
20	BREAKFAST CEREAL & BAKERY PROD.....
21	SUGAR.....
22	MISC. FOOD PRODUCTS.....	2.9
23	SOFT DRINKS.....
24	ALCOHOLIC BEVERAGES.....
25	TOBACCO PROCESSED UNMANUFACTURED.....
26	CIGARETTES & TOBACCO MFG.....
27	TIRES & TUBES.....
28	OTHER RUBBER PRODUCTS.....
29	PLASTIC FABRICATED PRODUCTS.....
30	LEATHER & LEATHER PRODUCTS.....
31	YARNS & MAN MADE FIBRES.....
32	FABRICS.....
33	OTHER TEXTILE PRODUCTS.....	2.2
34	HOSIERY & KNITTED WEAR.....
35	CLOTHING & ACCESSORIES.....	0.4
36	LUMBER & TIMBER.....
37	VENEER & PLYWOOD.....
38	OTHER WOOD FABRICATED MATERIALS.....
39	FURNITURE & FIXTURES.....
40	PULP.....
41	NEWSPRINT & OTHER PAPER STOCK.....
42	PAPER PRODUCTS.....
43	PRINTING & PUBLISHING.....
44	ADVERTISING,PRINT MEDIA.....
45	IRON & STEEL PRODUCTS.....
46	ALUMINUM PRODUCTS.....
47	COPPER & COPPER ALLOY PRODUCTS.....
48	NICKEL PRODUCTS.....
49	OTHER NON FERROUS METAL PRODUCTS.....
50	BOILERS, TANKS & PLATES.....
51	FABRICATED STRUCTURAL METAL PROD.....
52	OTHER METAL FABRICATED PRODUCTS.....
53	AGRICULTURAL MACHINERY.....
54	OTHER INDUSTRIAL MACHINERY.....
55	MOTOR VEHICLES.....
56	MOTOR VEHICLE PARTS.....
57	OTHER TRANSPORT EQUIPMENT.....
58	APPLIANCES & REFRIGERS,HOUSEHOLD.....
59	OTHER ELECTRICAL PRODUCTS.....
60	CEMENT & CONCRETE PRODUCTS.....
61	OTHER NON-METALLIC MINERAL PROD.....
62	GASOLINE & FUEL OIL.....
63	OTHER PETROLEUM & COAL PROD.....
64	INDUSTRIAL CHEMICALS.....
65	FERTILIZERS.....
66	PHARMACEUTICALS.....
67	OTHER CHEMICAL PRODUCTS.....
68	SCIENTIFIC EQUIPMENT.....
69	OTHER MANUFACTURED PRODUCTS.....
70	RESIDENTIAL CONSTRUCTION.....
71	NON-RESIDENTIAL CONSTRUCTION.....
72	REPAIR CONSTRUCTION.....
73	PIPELINE TRANSPORTATION.....
74	TRANSPORTATION & STORAGE.....	10.4	..	0.2
75	RADIO & TELEVISION BROADCASTING.....
76	TELEPHONE & TELEGRAPH.....
77	POSTAL SERVICES.....
78	ELECTRIC POWER.....
79	OTHER UTILITIES.....	0.1	6.2
80	WHOLESALE MARGINS.....
81	RETAIL MARGINS.....	5488.6	13.5	9.4	25.0	5.7
82	IMPUTED RENT OWNER OCUPD DWEL.....	..	4180.1
83	OTHER FINANCE,INS,REAL ESTATE.....	33.8	..	7757.6	0.5	9.0	24.6	32.4	3.6
84	BUSINESS SERVICES.....	1.2	..	0.1	1724.7
85	EDUCATION SERVICES.....	146.8
86	HEALTH SERVICES.....	1221.0
87	AMUSEMENT & RECREATION SERVICES.....	501.7	4.3	0.4	..
88	ACCOMMODATION & FOOD SERVICES.....	115.7	..	0.2	..	25.7	0.4	2778.1	0.5
89	OTHER PERSONAL & MISC. SERVICES.....	895.1	..	53.9	398.6	13.3	1048.9
90	TRANSPORTATION MARGINS.....
91	OPERATING, OFFICE, LAB. & FOOD.....
92	TRAVEL, ADVERTISING & PROMOTION.....
TOTAL.....		6814.7	4180.1	7813.3	1368.3	550.0	2162.1	2849.3	1064.9

NOTE: DETAIL MAY NOT ADD DUE TO ROUNDING AND SUPPRESSION OF CONFIDENTIAL COMMODITIES

TABLE 68. MAKE (OUTPUT) MATRIX (AGGREGATION - M), 1968 (MILLIONS OF DOLLARS) - CONCLUDED

NO.	COMMODITY AGGREGATION - M	TRANS. MARGINS	OPERATING OFFICE LAB & FOOD	TRAVEL PROMOTION, ADVIG.	TOTAL INDUSTRIES
1	GRAINS.....	1154.6
2	LIVE ANIMALS.....	1557.8
3	OTHER AGRICULTURAL PRODUCTS.....	1698.5
4	FORESTRY PRODUCTS.....	1186.0
5	FISH LANDINGS.....	186.1
6	HUNTING & TRAPPING PRODUCTS.....	13.4
7	IRON ORES & CONCENTRATES.....	485.1
8	OTHER METAL ORES & CONCENTRATES.....	1511.1
9	COAL.....	31.1
10	CRUDE MINERAL OILS.....	1024.4
11	NATURAL GAS.....	210.3
12	NON-METALLIC MINERALS.....	501.2
13	SERVICES INCIDENTAL TO MINING.....	346.4
14	MEAT PRODUCTS.....	2401.0
15	DAIRY PRODUCTS.....	1247.7
16	FISH PRODUCTS.....	319.6
17	FRUITS & VEGETABLES PREPARATIONS.....	529.1
18	FEEDS.....	618.5
19	FLOUR WHEAT MEAL & OTHER CEREALS.....	207.5
20	BREAKFAST CEREAL & BAKERY PROD.....	678.6
21	SUGAR.....	137.6
22	MISC. FOOD PRODUCTS.....	859.8
23	SOFT DRINKS.....	306.1
24	ALCOHOLIC BEVERAGES.....	678.4
25	TOBACCO PROCESSED UNMANUFACTURED.....	167.1
26	CIGARETTES & TOBACCO MFG.....	327.4
27	TIRES & TUBES.....	291.2
28	OTHER RUBBER PRODUCTS.....	185.8
29	PLASTIC FABRICATED PRODUCTS.....	296.9
30	LEATHER & LEATHER PRODUCTS.....	393.8
31	YARNS & MAN MADE FIBRES.....	384.8
32	FAIRICS.....	591.5
33	OTHER TEXTILE PRODUCTS.....	578.2
34	HOSIERY & KNITTED WEAR.....	345.7
35	CLOTHING & ACCESSORIES.....	1246.9
36	LUMBER & TIMBER.....	1039.4
37	VENEER & PLYWOOD.....	278.1
38	OTHER WOOD FABRICATED MATERIALS.....	635.2
39	FURNITURE & FIXTURES.....	632.0
40	PULP.....	726.6
41	NEWSPRINT & OTHER PAPER STOCK.....	1724.8
42	PAPER PRODUCTS.....	1050.8
43	PRINTING & PUBLISHING.....	949.5
44	ADVERTISING PRINT MEDIA.....	409.0
45	IRON & STEEL PRODUCTS.....	1817.2
46	ALUMINUM PRODUCTS.....	659.6
47	COPPER & COPPER ALLOY PRODUCTS.....	808.8
48	NICKEL PRODUCTS.....	478.6
49	OTHER NON FERROUS METAL PRODUCTS.....	508.1
50	BOILERS, TANKS & PLATES.....	253.3
51	FABRICATED STRUCTURAL METAL PROD.....	686.1
52	OTHER METAL FABRICATED PRODUCTS.....	1822.4
53	AGRICULTURAL MACHINERY.....	259.6
54	OTHER INDUSTRIAL MACHINERY.....	1395.1
55	MOTOR VEHICLES.....	2971.1
56	MOTOR VEHICLE PARTS.....	1521.6
57	OTHER TRANSPORT EQUIPMENT.....	1175.9
58	APPLIANCES & RECEIVERS HOUSEHOLD.....	619.9
59	OTHER ELECTRICAL PRODUCTS.....	1923.1
60	CEMENT & CONCRETE PRODUCTS.....	619.6
61	OTHER NON-METALLIC MINERAL PROD.....	593.4
62	GASOLINE & FUEL OIL.....	1441.7
63	OTHER PETROLEUM & COAL PROD.....	321.1
64	INDUSTRIAL CHEMICALS.....	1009.6
65	FERTILIZERS.....	149.7
66	PHARMACEUTICALS.....	309.8
67	OTHER CHEMICAL PRODUCTS.....	1070.6
68	SCIENTIFIC EQUIPMENT.....	382.7
69	OTHER MANUFACTURED PRODUCTS.....	592.8
70	RESIDENTIAL CONSTRUCTION.....	2806.4
71	NON-RESIDENTIAL CONSTRUCTION.....	6970.1
72	REPAIR CONSTRUCTION.....	2422.5
73	PIPELINE TRANSPORTATION.....	347.6
74	TRANSPORTATION & STORAGE.....	5571.8
75	RADIO & TELEVISION BROADCASTING.....	252.4
76	TELEPHONE & TELEGRAPH.....	1315.4
77	POSTAL SERVICES.....	354.1
78	ELECTRIC POWER.....	1482.4
79	OTHER UTILITIES.....	308.9
80	WHOLESALE MARGINS.....	4915.4
81	RETAIL MARGINS.....	5566.7
82	IMPLIED RENT OWNER OCPD. DWEL.....	4180.1
83	OTHER FINANCE INS. REAL ESTATE.....	8086.7
84	BUSINESS SERVICES.....	1956.2
85	EDUCATION SERVICES.....	146.8
86	HEALTH SERVICES.....	4221.0
87	AMUSEMENT & RECREATION SERVICES.....	512.2
88	ACCOMMODATION & FOOD SERVICES.....	2999.9
89	OTHER PERSONAL & MISC SERVICES.....	3190.8
90	TRANSPORTATION MARGINS.....	2594.3	2594.3
91	OPERATING OFFICE LAB & FOOD.....	..	5247.8	..	5247.8
92	TRAVEL ADVERTISING & PROMOTION.....	2561.0	2561.0
	TOTAL.....	2594.3	5247.8	2561.0	118536.8

NOTE: DETAIL MAY NOT ADD DUE TO ROUNDING AND SUPPRESSION OF CONFIDENTIAL COMMODITIES.

TABLE 69. USE (INPUT) MATRIX (AGGREGATION - M), 1968 (MILLIONS OF DOLLARS)

NO.	COMMODITY AGGREGATION - M	AGRICUL- TURE	FOREST- RY	FISHING, HUNTING & TRAPPING	METAL MINES	MINERAL FUELS	NON-METAL MINES & QUARRIES	SERVICES INCIDENTAL TO MINING	FOOD & BEVERAGE INDUSTRIES
1	GRAINS	37.4	--	--	--	--	--	--	288.9
2	LIVE ANIMALS	58.0	--	--	--	--	--	--	1172.6
3	OTHER AGRICULTURAL PRODUCTS	120.6	0.5	--	--	--	--	--	817.2
4	FORESTRY PRODUCTS	0.3	108.1	--	--	--	0.1	--	0.3
5	FISH LANDINGS	--	--	2.0	--	--	--	--	148.3
6	HUNTING & TRAPPING PRODUCTS	--	--	--	--	--	--	--	0.5
7	IRON ORES & CONCENTRATES	--	--	--	--	--	--	--	--
8	OTHER METAL ORES & CONCENTRATES	--	--	--	2.5	--	--	--	--
9	COAL	1.5	--	--	0.8	--	0.7	--	1.8
10	CRUDE MINERAL OILS	--	--	--	--	--	--	--	--
11	NATURAL GAS	0.9	--	--	1.5	1.2	1.3	--	3.7
12	NON-METALLIC MINERALS	5.0	--	0.8	9.5	0.4	2.8	1.3	6.6
13	SERVICES INCIDENTAL TO MINING	--	--	--	77.5	65.5	5.5	--	--
14	MEAT PRODUCTS	4.5	--	--	--	--	--	--	397.2
15	DAIRY PRODUCTS	--	--	--	--	--	--	--	187.2
16	FISH PRODUCTS	--	--	--	--	--	--	--	22.8
17	FRUITS & VEGETABLES PREPARATIONS	--	--	--	--	--	--	--	58.9
18	FIELDS	425.9	3.1	--	--	--	--	--	129.2
19	FLOUR WHEAT, MEAL & OTHER CEREALS	--	--	--	--	--	--	--	111.0
20	BREAKFAST CEREAL & BAKERY PROD.	--	--	--	--	--	--	--	1.9
21	SUGAR	--	--	--	--	--	--	--	78.6
22	MISC. FOOD PRODUCTS	--	--	--	--	--	--	--	231.8
23	SOFT DRINKS	--	--	--	--	--	--	--	28.3
24	ALCOHOLIC BEVERAGES	--	--	--	--	--	--	--	7.4
25	TOBACCO PROCESSED UNMANUFACTURED	--	--	--	--	--	--	--	--
26	CIGARETTES & TOBACCO MFG.	--	--	--	--	--	--	--	--
27	TIRES & TUBES	9.5	--	--	--	--	--	--	--
28	OTHER RUBBER PRODUCTS	--	--	--	--	--	--	--	--
29	PLASTIC FABRICATED PRODUCTS	--	--	--	--	--	--	--	48.1
30	LEATHER & LEATHER PRODUCTS	--	--	--	--	--	--	--	--
31	YARNS & MAN MADE FIBRES	--	--	0.3	--	--	--	--	0.2
32	FABRICS	--	--	--	--	--	--	--	9.9
33	OTHER TEXTILE PRODUCTS	12.2	2.7	4.9	0.6	--	4.2	--	10.0
34	HOSIERY & KNITTED WEAR	--	--	--	--	--	--	--	--
35	CLOTHING & ACCESSORIES	--	--	--	--	--	--	--	--
36	LUMBER & TIMBER	0.1	--	1.8	--	--	0.2	--	--
37	VENEER & PLYWOOD	--	--	--	--	--	--	--	--
38	OTHER WOOD FABRICATED MATERIALS	4.1	0.8	--	--	--	0.9	--	9.1
39	FURNITURE & FIXTURES	--	--	--	--	--	--	--	--
40	PULP	--	--	--	--	--	--	--	--
41	NEWSPRINT & OTHER PAPER STOCK	--	--	--	--	--	--	--	14.7
42	PAPER PRODUCTS	1.8	--	--	0.1	--	7.1	--	231.3
43	PRINTING & PUBLISHING	--	--	--	--	--	0.1	--	14.6
44	ADVERTISING, PRINT MEDIA	--	--	--	--	--	--	--	--
45	IRON & STEEL PRODUCTS	--	--	--	20.7	1.3	0.9	5.9	1.5
46	ALUMINUM PRODUCTS	--	--	--	--	--	--	--	--
47	COPPER & COPPER ALLOY PRODUCTS	--	--	--	--	--	--	--	--
48	NICKEL PRODUCTS	--	--	--	--	--	--	--	--
49	OTHER NON FERROUS METAL PRODUCTS	--	--	--	0.7	0.1	--	--	--
50	BOILERS, TANKS & PLATES	--	--	--	--	--	--	--	--
51	FABRICATED STRUCTURAL METAL PROD.	--	--	--	1.3	0.1	--	--	--
52	OTHER METAL FABRICATED PRODUCTS	17.3	7.9	0.8	2.9	1.1	--	--	134.9
53	AGRICULTURAL MACHINERY	42.7	--	--	--	--	--	--	--
54	OTHER INDUSTRIAL MACHINERY	--	5.4	2.3	16.8	8.7	6.2	7.4	--
55	MOTOR VEHICLES	--	--	--	--	--	--	--	--
56	MOTOR VEHICLE PARTS	--	--	--	--	--	--	--	--
57	OTHER TRANSPORT EQUIPMENT	0.9	2.2	11.7	3.8	0.3	--	--	--
58	APPLIANCES & RECEIVERS, HOUSEHOLD	--	--	--	--	--	--	--	--
59	OTHER ELECTRICAL PRODUCTS	--	--	5.1	--	--	--	3.5	--
60	CEMENT & CONCRETE PRODUCTS	--	--	--	--	--	0.4	--	--
61	OTHER NON-METALLIC MINERAL PROD.	0.2	0.1	0.3	3.7	--	0.2	--	75.6
62	GASOLINE & FUEL OIL	151.3	19.1	9.3	16.7	3.1	8.3	5.6	24.5
63	OTHER PETROLEUM & COAL PROD.	31.4	1.0	1.7	2.8	0.9	2.4	2.8	6.9
64	INDUSTRIAL CHEMICALS	73.9	0.2	0.2	13.6	5.3	1.6	0.1	28.9
65	FERTILIZERS	62.2	--	--	--	--	--	--	0.1
66	PHARMACEUTICALS	16.7	--	--	--	--	--	--	10.7
67	OTHER CHEMICAL PRODUCTS	48.7	1.3	0.2	23.8	0.7	6.2	1.0	41.6
68	SCIENTIFIC EQUIPMENT	--	--	--	--	--	--	--	--
69	OTHER MANUFACTURED PRODUCTS	--	--	3.1	--	--	--	--	1.5
70	RESIDENTIAL CONSTRUCTION	--	--	--	--	--	--	--	--
71	NON-RESIDENTIAL CONSTRUCTION	--	--	--	--	--	--	--	--
72	REPAIR CONSTRUCTION	95.5	14.0	0.4	47.9	56.8	3.8	--	18.4
73	PIPELINE TRANSPORTATION	1.1	--	--	1.1	0.7	0.8	--	2.9
74	TRANSPORTATION & STORAGE	14.7	112.9	2.4	17.8	2.5	4.8	10.9	57.3
75	RADIO & TELEVISION BROADCASTING	--	--	--	--	--	--	--	--
76	TELEPHONE & TELEGRAPH	10.6	2.8	0.4	2.5	3.4	1.1	1.9	22.1
77	POSTAL SERVICES	1.8	0.4	--	0.3	0.6	0.1	0.1	3.9
78	ELECTRIC POWER	39.6	0.6	0.2	42.3	16.9	10.7	3.5	30.6
79	OTHER UTILITIES	4.9	--	--	2.2	2.3	1.9	--	12.3
80	WHOLESALE MARGINS	115.5	7.9	4.3	17.9	4.5	6.9	4.7	179.7
81	RETAIL MARGINS	27.6	1.4	1.3	2.1	0.3	1.2	1.1	9.2
82	IMPUTED RENT OWNER OCPD, DWEL	--	--	--	--	--	--	--	--
83	OTHER FINANCIALS, REAL ESTATE	171.5	91.1	2.5	54.6	252.3	13.6	11.3	83.0
84	BUSINESS SERVICES	5.3	4.8	0.3	30.0	73.2	5.1	2.9	42.5
85	EDUCATION SERVICES	--	--	--	--	--	--	--	--
86	HEALTH SERVICES	--	--	--	--	--	--	--	--
87	AMUSEMENT & RECREATION SERVICES	--	--	--	--	--	--	--	--
88	ACCOMMODATION & FOOD SERVICES	--	--	--	--	--	--	--	--
89	OTHER PERSONAL & MISC. SERVICES	6.1	34.7	1.7	4.7	2.0	6.6	1.6	33.3
90	TRANSPORTATION MARGINS	70.9	2.1	1.8	10.0	1.3	2.6	1.6	184.7
91	OPERATING OFFICE, LAB & FOOD	221.8	145.2	2.1	190.4	34.2	57.3	55.9	174.0
92	TRAVEL, ADVERTISING & PROMOTION	0.3	6.1	--	4.4	8.3	2.7	8.8	293.5
93	NON-COMPETING IMPORTS	--	--	--	--	--	--	--	147.5
94	UNALLOCATED IMPORTS & EXPORTS	--	--	--	--	--	--	--	--
95	INDIRECT TAXES	179.3	31.0	3.6	30.4	67.7	14.6	4.3	100.8
96	SUBSIDIES	-151.1	-0.5	-0.3	-14.3	-11.6	--	-0.1	-46.8
97	WAGES & SALARIES	316.0	403.3	46.4	441.9	140.7	124.1	135.6	1237.1
98	SUPPLEMENTARY LABOUR INCOME	2.3	23.5	1.2	32.0	9.0	9.4	10.3	69.1
99	NET INCOME, UNINC. BUSINESS	1397.1	25.0	51.8	1.5	0.1	3.3	3.4	21.9
100	OTHER OPERATING SURPLUS	832.1	112.1	36.3	789.4	681.8	142.4	33.3	806.7
TOTAL		4489.9	1171.0	200.8	1908.4	1435.8	462.3	318.7	7833.4

NOTE: DETAIL MAY NOT ADD DUE TO ROUNDING.

TABLE 69. USE (INPUT) MATRIX (AGGREGATION - M), 1968 (MILLIONS OF DOLLARS) - CONTINUED

NO.	COMMODITY AGGREGATION - M	TOBACCO PRODUCTS INDUSTRIES	RUBBER & PLASTIC PROD. IND.	LEATHER INDUSTRIES	TEXTILE INDUSTRIES	KNITTING MILLS	CLOTHING INDUSTRIES	WOOD	FURNITURE FIXTURE INDUSTRIES
1	GRAINS.....	--	--	--	--	--	--	--	--
2	LIVE ANIMALS.....	--	--	--	--	--	--	--	--
3	OTHER AGRICULTURAL PRODUCTS.....	141.7	--	--	2.0	--	13.8	0.2	--
4	FORESTRY PRODUCTS.....	--	--	--	--	--	--	587.0	1.6
5	FISH LANDINGS.....	--	--	--	--	--	--	--	--
6	HUNTING & TRAPPING PRODUCTS.....	--	--	0.5	0.8	--	8.5	--	--
7	IRON ORES & CONCENTRATES.....	--	--	--	--	--	--	--	--
8	OTHER METAL ORES & CONCENTRATES.....	--	--	--	--	--	--	--	--
9	COAL.....	--	0.7	0.3	0.5	0.1	--	0.1	0.3
10	CRUDE MINERAL OILS.....	--	--	--	--	--	--	--	--
11	NATURAL GAS.....	--	0.3	--	0.7	0.1	--	0.5	0.2
12	NON METALLIC MINERALS.....	--	1.5	0.2	0.3	--	--	--	--
13	SERVICES INCIDENTAL TO MINING.....	--	--	--	--	--	--	--	--
14	MEAT PRODUCTS.....	0.5	0.3	20.3	--	--	--	--	--
15	DAIRY PRODUCTS.....	--	--	--	--	--	--	--	--
16	FISH PRODUCTS.....	--	--	0.2	--	--	--	--	--
17	FRUITS & VEGETABLES PREPARATIONS.....	--	--	--	--	--	--	--	--
18	FEEDS.....	--	--	--	--	--	--	--	--
19	FLOUR, WHEAT MEAL & OTHER CEREALS.....	--	--	--	1.2	--	--	--	--
20	BREAKFAST CEREAL & BAKERY PROD.....	--	--	--	--	--	--	--	--
21	SUGAR.....	--	--	0.1	--	--	--	--	--
22	MISC. FOOD PRODUCTS.....	0.9	--	--	0.3	--	--	0.2	--
23	SOFT DRINKS.....	--	--	--	--	--	--	--	--
24	ALCOHOLIC BEVERAGES.....	--	--	--	--	--	--	--	--
25	TOBACCO PROCESSED UNMANUFACTURED.....	121.6	--	--	--	--	--	--	--
26	CIGARETTES & TOBACCO MFG.....	1.2	--	--	--	--	--	--	--
27	TIRLS & TUBES.....	--	1.0	--	--	--	--	--	--
28	OTHER RUBBER PRODUCTS.....	--	8.1	15.4	4.8	1.3	0.7	--	10.8
29	PLASTIC FABRICATED PRODUCTS.....	0.1	5.2	9.8	6.4	--	8.6	3.1	11.6
30	LEATHER & LEATHER PRODUCTS.....	--	1.5	82.4	0.1	0.4	9.9	--	0.4
31	YARNS & MAN MADE FIBRES.....	3.6	4.0	0.1	280.2	141.6	11.9	--	--
32	FABRICS.....	--	68.7	7.0	164.3	11.3	405.0	2.0	53.0
33	OTHER TEXTILE PRODUCTS.....	--	1.3	2.1	46.6	8.3	28.4	0.2	2.5
34	HOSIERY & KNITTED WEAR.....	--	--	--	--	4.7	--	--	--
35	CLOTHING & ACCESSORIES.....	--	0.5	1.6	21.8	15.7	82.5	--	--
36	LUMBER & TIMBER.....	--	--	0.3	--	--	--	114.8	27.6
37	VENEER & PLYWOOD.....	--	--	0.6	--	--	--	54.8	16.0
38	OTHER WOOD FABRICATED MATERIALS.....	1.3	1.8	0.2	0.7	--	--	51.4	14.2
39	FURNITURE & FIXTURES.....	--	--	--	0.1	--	--	--	19.9
40	PULP.....	--	--	--	8.3	--	--	--	--
41	NEWSPRINT & OTHER PAPER STOCK.....	2.8	13.3	0.3	3.9	1.1	0.8	3.8	5.2
42	PAPER PRODUCTS.....	36.0	13.0	5.4	12.6	4.8	9.1	4.1	10.2
43	PRINTING & PUBLISHING.....	1.1	0.7	0.4	0.9	0.6	--	--	0.6
44	ADVERTISING PRINT MEDIA.....	--	--	--	--	--	--	--	--
45	IRON & STEEL PRODUCTS.....	--	0.3	0.3	0.2	--	--	0.3	20.9
46	ALUMINUM PRODUCTS.....	--	--	--	--	--	--	3.7	1.0
47	COPPER & COPPER ALLOY PRODUCTS.....	--	--	--	--	--	--	--	--
48	NICKEL PRODUCTS.....	--	--	--	--	--	--	--	--
49	OTHER NON FERROUS METAL PRODUCTS.....	--	2.3	--	1.0	--	--	--	1.7
50	BOILERS, TANKS & PLATES.....	--	--	--	--	--	--	--	--
51	FABRICATED STRUCTURAL METAL PROD.....	--	0.1	--	0.3	--	0.2	2.6	0.2
52	OTHER METAL FABRICATED PRODUCTS.....	1.5	8.9	4.3	8.0	--	--	15.2	36.1
53	AGRICULTURAL MACHINERY.....	--	--	--	--	--	--	--	--
54	OTHER INDUSTRIAL MACHINERY.....	--	0.4	--	--	0.1	0.2	0.1	--
55	MOTOR VEHICLES.....	--	--	--	--	--	--	--	--
56	MOTOR VEHICLE PARTS.....	--	--	--	--	--	--	--	--
57	OTHER TRANSPORT EQUIPMENT.....	--	0.5	--	--	--	--	--	--
58	APPLIANCES & RECEIVERS, HOUSEHOLD.....	--	--	--	--	--	--	--	--
59	OTHER ELECTRICAL PRODUCTS.....	--	--	--	--	--	--	--	2.6
60	CEMENT & CONCRETE PRODUCTS.....	--	--	--	--	--	--	--	--
61	OTHER NON METALLIC MINERAL PROD.....	--	3.3	0.1	1.2	--	--	10.3	5.0
62	GASOLINE & FUEL OIL.....	0.3	2.0	0.5	5.0	0.5	0.4	5.3	0.8
63	OTHER PETROLEUM & COAL PROD.....	0.2	2.3	0.2	1.2	--	0.2	5.7	0.2
64	INDUSTRIAL CHEMICALS.....	--	204.3	2.5	52.6	0.7	0.8	9.7	0.6
65	FERTILIZERS.....	--	--	--	--	--	--	--	--
66	PHARMACEUTICALS.....	--	--	--	--	--	--	--	--
67	OTHER CHEMICAL PRODUCTS.....	--	12.1	6.9	34.9	4.2	1.1	12.2	10.5
68	SCIENTIFIC EQUIPMENT.....	--	0.2	--	--	--	--	--	--
69	OTHER MANUFACTURED PRODUCTS.....	--	2.7	6.5	20.3	1.0	29.5	0.5	15.6
70	RESIDENTIAL CONSTRUCTION.....	--	--	--	--	--	--	--	--
71	NON-RESIDENTIAL CONSTRUCTION.....	--	--	--	--	--	--	--	--
72	REPAIR CONSTRUCTION.....	2.3	3.3	0.9	4.5	0.6	0.9	8.3	1.9
73	PIPELINE TRANSPORTATION.....	--	0.4	--	0.5	0.1	--	0.5	0.3
74	TRANSPORTATION & STORAGE.....	0.7	1.0	0.4	1.8	0.4	1.6	2.5	0.8
75	RADIO & TELEVISION BROADCASTING.....	--	--	--	--	--	--	--	--
76	TELEPHONE & TELEGRAPH.....	0.8	5.1	1.5	5.3	1.2	4.3	7.2	3.1
77	POSTAL SERVICES.....	0.2	1.1	0.7	1.1	0.5	1.7	0.8	0.9
78	ELECTRIC POWER.....	0.9	7.4	1.5	10.6	1.4	2.7	17.1	3.3
79	OTHER UTILITIES.....	0.1	0.9	0.2	2.0	0.3	0.2	2.3	1.8
80	WHOLESALE MARGINS.....	3.4	21.4	13.2	37.9	3.3	49.0	45.9	28.5
81	RETAIL MARGINS.....	0.1	0.3	0.3	0.8	0.8	11.3	1.8	0.7
82	IMPUTED RENT DWNR OCPD, DWEL.....	--	--	--	--	--	--	--	--
83	OTHER FINANCE INS, REAL ESTATE.....	5.2	17.7	6.9	20.5	8.4	32.0	43.5	13.6
84	BUSINESS SERVICES.....	2.7	9.5	2.6	9.4	1.9	6.6	7.9	4.6
85	EDUCATION SERVICES.....	--	--	--	--	--	--	--	--
86	HEALTH SERVICES.....	--	--	--	--	--	--	--	--
87	AMUSEMENT & RECREATION SERVICES.....	--	--	--	--	--	--	--	--
88	ACCOMMODATION & FOOD SERVICES.....	--	--	--	--	--	--	--	--
89	OTHER PERSONAL & MISC. SERVICES.....	0.7	2.7	5.3	4.6	1.0	2.2	10.1	1.8
90	TRANSPORTATION MARGINS.....	3.9	14.8	4.9	21.0	3.1	6.5	44.5	9.5
91	OPERATING, OFFICE, LAB. & FOOD.....	6.3	31.5	12.2	56.5	8.9	15.5	115.1	12.9
92	TRAVEL, ADVERTISING & PROMOTION.....	28.4	38.4	12.2	30.5	7.1	30.3	14.5	15.2
93	NON-COMPETING IMPORTS.....	--	15.3	0.1	50.1	--	--	--	--
94	UNALLOCATED IMPORTS & EXPORTS.....	--	--	--	--	--	--	--	--
95	INDIRECT TAXES.....	3.5	9.9	3.6	14.6	3.4	5.9	17.9	8.3
96	SUBSIDIES.....	--	--	--	40.2	--	--	--	--
97	WAGES & SALARIES.....	65.0	256.0	135.1	361.0	96.6	388.2	500.4	216.3
98	SUPPLEMENTARY LABOUR INCOME.....	3.7	15.9	6.2	20.0	3.7	13.4	24.9	10.2
99	NET INCOME UNINC. BUSINESS.....	--	0.6	2.1	2.7	1.1	8.4	11.4	9.0
100	OTHER OPERATING SURPLUS.....	55.7	160.4	24.0	162.6	43.9	89.3	210.9	62.3
TOTAL.....		496.6	974.8	402.0	1498.9	384.1	1273.9	1975.5	674.4

NOTE: DETAIL MAY NOT ADD DUE TO ROUNDING.

TABLE 69. USE (INPUT) MATRIX (AGGREGATION - M), 1968 (MILLIONS OF DOLLARS) - CONTINUED

NO.	COMMODITY AGGREGATION - M	PAPER & ALLIED INDUSTRIES	PRINTING & PUBLISHING	PRIMARY METAL INDUSTRIES	METAL FABRICATING INDUSTRIES	MACHINERY INDUSTRIES	TRANS. EQUIPMENT INDUSTRIES	ELECTRICAL PRODUCTS INDUSTRIES	NON-METAL. MINERAL PROD. IND.
1	GRAINS.....	--	--	--	--	--	--	--	--
2	LIVE ANIMALS.....	--	--	--	--	--	--	--	--
3	OTHER AGRICULTURAL PRODUCTS.....	0.1	--	--	--	--	--	--	--
4	FORESTRY PRODUCTS.....	479.9	--	--	0.1	--	--	--	0.3
5	FISH LANDINGS.....	--	--	--	--	--	--	--	--
6	HUNTING & TRAPPING PRODUCTS.....	--	--	--	--	--	--	--	--
7	IRON ORES & CONCENTRATES.....	--	--	149.3	--	--	--	--	0.3
8	OTHER METAL ORES & CONCENTRATES.....	0.1	--	1158.4	--	--	--	0.8	10.1
9	COAL.....	18.2	0.1	75.8	0.3	0.6	3.7	0.7	6.6
10	CRUDE MINERAL OILS.....	--	--	--	--	--	--	--	--
11	NATURAL GAS.....	5.6	0.2	6.6	2.1	0.8	2.0	0.7	5.6
12	NON-METALLIC MINERALS.....	23.3	--	20.7	1.2	4.6	0.7	1.1	64.6
13	SERVICES INCIDENTAL TO MINING.....	--	--	--	--	--	--	--	--
14	MEAT PRODUCTS.....	--	--	--	--	--	--	--	--
15	DAIRY PRODUCTS.....	0.5	--	--	--	--	--	--	--
16	FISH PRODUCTS.....	--	--	--	--	--	--	--	--
17	FRUITS & VEGETABLES PREPARATIONS.....	--	--	--	--	--	--	--	--
18	FEEDS.....	--	--	--	--	--	--	--	--
19	FLOUR, WHEAT, MEAL & OTHER CEREALS.....	0.5	--	--	--	--	--	--	--
20	BREAKFAST CEREAL & BAKERY PROD.....	--	--	--	--	--	--	--	--
21	SUGAR.....	--	--	--	--	--	--	--	--
22	MISC. FOOD PRODUCTS.....	7.4	--	--	0.1	--	--	--	0.6
23	SOFT DRINKS.....	--	--	--	--	--	--	--	--
24	ALCOHOLIC BEVERAGES.....	--	--	--	--	--	--	--	--
25	TOBACCO PROCESSED UNMANUFACTURED.....	--	--	--	--	--	--	--	--
26	CIGARETTES & TOBACCO MFG.....	--	--	--	--	--	--	--	--
27	TIRES & TUBES.....	--	--	--	0.1	6.2	64.7	--	--
28	OTHER RUBBER PRODUCTS.....	0.2	--	1.7	3.6	11.9	39.0	34.6	1.1
29	PLASTIC FABRICATED PRODUCTS.....	18.6	0.5	--	2.3	0.6	3.3	13.2	1.9
30	LEATHER & LEATHER PRODUCTS.....	--	--	--	--	--	1.3	--	--
31	YARNS & MAN MADE FIBRES.....	1.5	0.1	--	0.6	--	1.2	0.8	1.1
32	FABRICS.....	2.8	5.1	--	0.3	0.4	19.8	3.7	0.9
33	OTHER TEXTILE PRODUCTS.....	26.1	0.2	0.3	0.9	0.2	50.4	0.3	0.2
34	HOSIERY & KNITTED WEAR.....	--	--	--	--	--	--	--	--
35	CLOTHING & ACCESSORIES.....	--	--	--	--	--	--	--	--
36	LUMBER & TIMBER.....	0.4	--	1.2	4.8	1.5	9.8	1.0	0.3
37	VENET & PLYWOOD.....	0.1	--	--	0.1	0.1	2.6	--	--
38	OTHER WOOD FABRICATED MATERIALS.....	137.8	0.2	4.5	4.3	1.4	3.1	3.7	2.2
39	FURNITURE & FIXTURES.....	--	--	1.7	1.2	--	5.9	6.0	0.1
40	PULP.....	102.3	--	--	--	--	--	--	--
41	NEWSPRINT & OTHER PAPER STOCK.....	362.8	252.6	2.6	2.2	0.2	4.0	1.0	9.1
42	PAPER PRODUCTS.....	44.8	7.1	6.3	13.2	3.1	6.4	19.1	14.5
43	PRINTING & PUBLISHING.....	11.1	97.9	--	0.1	1.3	--	0.8	0.4
44	ADVERTISING, PRINT MEDIA.....	--	--	--	--	--	--	--	--
45	IRON & STEEL PRODUCTS.....	1.0	--	298.7	561.9	139.0	259.9	89.9	4.2
46	ALUMINUM PRODUCTS.....	11.3	--	120.0	67.6	8.8	40.3	46.9	0.6
47	COPPER & COPPER ALLOY PRODUCTS.....	0.1	0.1	184.5	48.0	9.0	26.2	146.9	0.1
48	NICKEL PRODUCTS.....	--	--	14.6	5.4	0.4	4.8	6.0	0.1
49	OTHER NON FERROUS METAL PRODUCTS.....	3.9	5.6	145.7	26.5	4.4	27.7	25.6	3.5
50	BOILERS, TANKS & PLATES.....	--	--	--	11.3	6.6	2.8	5.3	--
51	FABRICATED STRUCTURAL METAL PROD.....	1.0	--	8.9	103.8	30.4	28.4	9.8	1.9
52	OTHER METAL FABRICATED PRODUCTS.....	20.0	0.1	29.8	243.0	104.6	179.1	94.8	10.2
53	AGRICULTURAL MACHINERY.....	--	--	--	0.1	30.0	--	--	--
54	OTHER INDUSTRIAL MACHINERY.....	0.1	--	13.0	19.8	143.1	59.9	29.3	1.3
55	MOTOR VEHICLES.....	--	--	--	1.0	0.5	60.0	0.2	--
56	MOTOR VEHICLE PARTS.....	--	--	--	3.7	7.9	1964.8	1.3	--
57	OTHER TRANSPORT EQUIPMENT.....	--	--	0.3	0.2	--	166.4	--	--
58	APPLIANCES & RECEIVERS, HOUSEHOLD.....	--	--	0.1	7.5	8.4	29.4	43.3	--
59	OTHER ELECTRICAL PRODUCTS.....	--	--	--	13.6	82.7	83.9	440.8	3.7
60	CEMENT & CONCRETE PRODUCTS.....	--	--	--	0.1	--	--	--	105.6
61	OTHER NON-METALLIC MINERAL PROD.....	13.1	--	36.0	18.9	2.4	71.3	14.1	58.5
62	GASOLINE & FUEL OIL.....	41.8	1.2	19.4	3.9	1.4	4.3	2.1	10.8
63	OTHER PETROLEUM & COAL PROD.....	12.9	0.8	35.1	3.2	1.2	5.1	2.1	5.5
64	INDUSTRIAL CHEMICALS.....	117.0	2.2	29.0	17.8	3.0	9.7	35.9	17.5
65	FERTILIZERS.....	--	--	0.1	--	--	--	--	--
66	PHARMACEUTICALS.....	--	--	--	--	--	--	--	--
67	OTHER CHEMICAL PRODUCTS.....	33.2	18.9	8.1	25.8	7.2	24.5	13.6	8.9
68	SCIENTIFIC EQUIPMENT.....	--	6.7	0.1	0.8	1.9	26.2	2.4	0.5
69	OTHER MANUFACTURED PRODUCTS.....	0.5	1.2	0.5	4.4	3.3	14.0	2.8	4.5
70	RESIDENTIAL CONSTRUCTION.....	--	--	--	--	--	--	--	--
71	NON-RESIDENTIAL CONSTRUCTION.....	--	--	--	--	--	--	--	--
72	REPAIR CONSTRUCTION.....	11.8	3.6	25.6	8.4	4.2	9.7	6.3	7.0
73	PIPELINE TRANSPORTATION.....	3.6	0.3	4.5	1.7	0.6	1.3	0.8	3.7
74	TRANSPORTATION & STORAGE.....	9.8	1.8	8.9	5.5	2.4	23.2	9.0	1.7
75	RADIO & TELEVISION BROADCASTING.....	--	--	--	--	--	--	--	--
76	TELEPHONE & TELEGRAPH.....	11.2	13.8	10.3	17.8	12.9	21.3	17.9	6.2
77	POSTAL SERVICES.....	1.7	16.0	1.0	2.6	2.2	3.1	2.5	0.8
78	ELECTRIC POWER.....	90.8	5.5	67.1	14.6	5.6	16.5	9.9	21.4
79	OTHER UTILITIES.....	9.7	0.8	11.4	4.0	1.5	4.5	1.9	8.8
80	WHOLESALE MARGINS.....	58.1	14.8	179.6	71.1	52.4	122.0	55.1	24.3
81	RETAIL MARGINS.....	1.8	1.5	1.7	1.6	0.5	2.4	1.2	2.0
82	IMPLIED RENT OWNER OCOP, DWEL.....	--	--	--	--	--	--	--	--
83	OTHER FINANCIALS, REAL ESTATE.....	43.9	30.8	29.1	35.5	44.8	42.5	50.2	17.1
84	BUSINESS SERVICES.....	18.6	18.7	23.5	22.3	16.8	186.9	21.4	7.5
85	EDUCATION SERVICES.....	--	--	--	--	--	--	--	--
86	HEALTH SERVICES.....	--	--	--	--	--	--	--	--
87	AMUSEMENT & RECREATION SERVICES.....	--	--	--	--	--	--	--	--
88	ACCOMMODATION & FOOD SERVICES.....	--	--	--	--	--	--	--	--
89	OTHER PERSONAL & MISC. SERVICES.....	18.2	7.5	11.1	14.0	4.9	12.9	7.4	16.2
90	TRANSPORTATION MARGINS.....	116.6	18.6	84.6	44.0	22.5	78.2	29.2	41.3
91	OPERATING, OFFICE, LAB. & FOOD.....	162.2	27.4	176.0	100.2	53.2	168.9	64.4	98.5
92	TRAVEL, ADVERTISING & PROMOTION.....	35.2	66.2	21.6	54.6	47.5	97.5	77.6	20.3
93	NON-COMPETING IMPORTS.....	0.5	--	--	--	--	--	0.2	0.7
94	UNALLOCATED IMPORTS & EXPORTS.....	--	--	--	--	--	--	--	--
95	INDIRECT TAXES.....	66.4	16.8	49.0	27.6	21.6	48.8	24.0	24.3
96	SUBSIDIES.....	-0.1	--	--	-0.4	-0.8	-2.0	-0.2	-0.1
97	WAGES & SALARIES.....	851.4	548.0	813.4	884.0	532.2	1126.6	765.5	332.6
98	SUPPLEMENTARY LABOUR INCOME.....	50.8	22.6	56.5	60.4	32.2	91.4	42.5	19.0
99	NET INCOME, UNINC. BUSINESS.....	1.2	10.9	0.3	9.0	0.9	1.9	0.7	2.3
100	OTHER OPERATING SURPLUS.....	407.7	171.8	493.7	395.6	278.9	547.6	259.4	233.6
TOTAL.....		3471.3	1397.9	4442.0	3000.3	1765.8	5911.8	2547.8	1246.6

NOTE: (DETAIL MAY NOT ADD DUE TO ROUNDING.

TABLE 69. USE (INPUT) MATRIX (AGGREGATION - M), 1968 (MILLIONS OF DOLLARS) - CONTINUED

NO.	COMMODITY AGGREGATION - M	PETROLEUM & COAL PROD. IND.	CHEMICAL & CHEMICAL PROD. IND.	MISC. MANUFACTURING	CONSTR. INDUSTRY	TRANS. & STORAGE	COMMUNI- CATION	ELEC. POWER GAS, OTHER UTILITIES	WHOLESALE TRADE
1	GRAINS.....	--	--	--	--	--	--	--	2.1
2	LIVE ANIMALS.....	--	1.6	--	--	--	--	--	--
3	OTHER AGRICULTURAL PRODUCTS.....	--	0.4	0.1	5.7	1.1	--	--	2.9
4	FORESTRY PRODUCTS.....	--	--	--	3.3	--	--	--	--
5	FISH LANDINGS.....	--	--	--	--	--	--	--	--
6	HUNTING & TRAPPING PRODUCTS.....	--	--	0.2	--	--	--	--	--
7	IRON ORES & CONCENTRATES.....	--	--	--	--	--	--	--	--
8	OTHER METAL ORES & CONCENTRATES.....	0.1	0.7	17.0	--	--	--	1.0	0.2
9	COAL.....	1.3	10.1	0.4	5.9	2.6	--	58.3	0.4
10	CRUDE MINERAL OILS.....	1056.3	0.7	--	--	--	--	--	--
11	NATURAL GAS.....	1.1	10.2	0.3	--	7.9	--	4.7	1.7
12	NON-METALLIC MINERALS.....	1.6	42.6	0.6	58.4	1.8	--	--	--
13	SERVICES INCIDENTAL TO MINING.....	--	--	--	65.9	--	--	--	--
14	MEAT PRODUCTS.....	--	9.4	0.1	--	--	--	--	0.1
15	DAIRY PRODUCTS.....	--	1.0	--	--	--	--	--	3.5
16	FISH PRODUCTS.....	--	0.4	0.2	--	--	--	--	0.2
17	FRUITS & VEGETABLES PREPARATIONS.....	--	--	--	--	--	--	--	--
18	FEEDS.....	--	2.2	--	--	0.6	--	--	0.1
19	FLOUR, WHEAT MEAL & OTHER CEREALS.....	--	0.5	--	--	--	--	--	1.1
20	BREAKFAST CEREAL & BAKERY PROD.....	--	--	--	--	--	--	--	1.1
21	SUGAR.....	--	0.5	--	--	--	--	--	0.3
22	MISC. FOOD PRODUCTS.....	--	24.5	0.4	--	--	--	--	0.4
23	SOFT DRINKS.....	--	--	--	--	--	--	--	--
24	ALCOHOLIC BEVERAGES.....	--	0.1	--	--	--	--	--	--
25	TOBACCO PROCESSED UNMANUFACTURED.....	--	--	--	--	--	--	--	--
26	CIGARETTES & TOBACCO MFG.....	--	--	--	--	--	--	--	0.1
27	TIRES & TUBES.....	--	--	0.6	17.2	42.2	--	--	--
28	OTHER RUBBER PRODUCTS.....	--	1.5	2.1	15.8	5.9	--	--	--
29	PLASTIC FABRICATED PRODUCTS.....	0.1	27.7	10.8	78.5	2.5	--	--	11.7
30	LEATHER & LEATHER PRODUCTS.....	--	--	4.1	0.4	0.1	--	--	0.4
31	YARNS & MAN MADE FIBRES.....	--	2.2	4.5	0.5	--	--	--	1.8
32	FABRICS.....	--	2.8	15.8	4.2	1.3	--	--	1.9
33	OTHER TEXTILE PRODUCTS.....	--	3.4	3.7	40.2	5.2	1.0	--	4.6
34	HOSIERY & KNITTED WEAR.....	--	--	--	--	--	--	--	--
35	CLOTHING & ACCESSORIES.....	--	--	0.1	--	--	--	--	0.1
36	LUMBER & TIMBER.....	--	--	9.8	254.6	--	--	--	3.1
37	VENEER & PLYWOOD.....	--	--	4.7	140.0	--	--	--	0.5
38	OTHER WOOD FABRICATED MATERIALS.....	0.6	3.1	9.6	289.1	--	--	--	7.5
39	FURNITURE & FIXTURES.....	--	--	--	14.3	--	--	--	--
40	PULP.....	--	6.5	--	--	--	--	--	--
41	NEWSPRINT & OTHER PAPER STOCK.....	--	3.5	11.4	54.3	0.2	--	--	11.8
42	PAPER PRODUCTS.....	1.8	57.3	9.5	27.0	2.7	--	--	33.2
43	PRINTING & PUBLISHING.....	--	2.1	0.5	--	3.0	12.9	0.7	9.2
44	ADVERTISING, PRINT MEDIA.....	--	--	--	--	--	--	--	--
45	IRON & STEEL PRODUCTS.....	--	0.6	19.8	394.6	4.6	--	--	2.4
46	ALUMINUM PRODUCTS.....	--	1.1	65.2	2.8	0.1	--	--	0.1
47	COPPER & COPPER ALLOY PRODUCTS.....	--	3.9	10.4	31.4	0.8	--	--	0.3
48	NICKEL PRODUCTS.....	--	0.2	0.2	1.4	--	--	--	--
49	OTHER NON FERROUS METAL PRODUCTS.....	0.3	15.7	29.5	11.0	0.3	--	--	0.2
50	BOILERS, TANKS & PLATES.....	--	--	1.7	175.9	1.5	--	--	--
51	FABRICATED STRUCTURAL METAL PROD.....	--	0.3	2.7	538.6	0.4	--	--	0.9
52	OTHER METAL FABRICATED PRODUCTS.....	10.5	38.2	30.3	527.9	1.1	--	--	22.0
53	AGRICULTURAL MACHINERY.....	--	--	--	--	--	--	--	--
54	OTHER INDUSTRIAL MACHINERY.....	--	0.3	1.1	183.3	1.7	--	--	--
55	MOTOR VEHICLES.....	--	--	--	--	--	--	--	--
56	MOTOR VEHICLE PARTS.....	--	--	0.1	21.1	75.6	--	--	--
57	OTHER TRANSPORT EQUIPMENT.....	--	--	--	--	88.7	--	--	--
58	APPLIANCES & RECEIVERS, HOUSEHOLD.....	--	0.2	0.9	7.9	--	0.6	--	--
59	OTHER ELECTRICAL PRODUCTS.....	--	--	8.3	505.4	12.1	42.0	--	0.1
60	CEMENT & CONCRETE PRODUCTS.....	--	--	0.1	499.0	--	--	--	--
61	OTHER NON-METALLIC MINERAL PROD.....	0.1	21.4	15.3	266.0	1.8	--	--	1.3
62	GASOLINE & FUEL OIL.....	0.3	13.1	1.1	52.0	193.3	2.4	26.2	48.0
63	OTHER PETROLEUM & COAL PROD.....	19.1	76.7	1.2	71.3	13.4	0.4	0.4	3.6
64	INDUSTRIAL CHEMICALS.....	12.2	367.8	32.3	8.1	0.5	0.8	0.2	3.9
65	FERTILIZERS.....	--	16.9	--	--	--	--	--	--
66	PHARMACEUTICALS.....	--	21.0	--	0.5	--	--	--	--
67	OTHER CHEMICAL PRODUCTS.....	41.0	82.4	10.0	79.8	5.3	0.1	--	1.5
68	SCIENTIFIC EQUIPMENT.....	--	0.3	34.0	21.0	1.2	2.7	--	0.2
69	OTHER MANUFACTURED PRODUCTS.....	11.6	16.1	31.6	55.8	2.5	0.3	--	1.9
70	RESIDENTIAL CONSTRUCTION.....	--	--	--	--	--	--	--	--
71	NON-RESIDENTIAL CONSTRUCTION.....	--	--	--	--	--	--	--	--
72	REPAIR CONSTRUCTION.....	43.2	14.8	3.1	6.0	194.2	65.8	77.8	7.1
73	PIPELINE TRANSPORTATION.....	157.2	8.3	0.4	0.3	6.7	0.1	3.0	1.5
74	TRANSPORTATION & STORAGE.....	3.0	7.6	1.3	107.6	541.6	89.8	1.7	164.7
75	RADIO & TELEVISION BROADCASTING.....	--	--	--	--	--	12.5	--	--
76	TELEPHONE & TELEGRAPH.....	1.8	13.0	6.4	17.4	71.2	25.4	3.8	61.7
77	POSTAL SERVICES.....	0.8	4.5	2.5	1.7	4.2	10.2	2.4	26.5
78	ELECTRIC POWER.....	11.3	42.6	3.6	5.2	27.0	5.1	27.9	23.9
79	OTHER UTILITIES.....	3.0	20.9	0.8	0.3	3.7	0.3	8.7	3.8
80	WHOLESALE MARGINS.....	4.3	63.5	29.0	561.1	89.7	3.1	8.7	49.8
81	RETAIL MARGINS.....	--	2.9	0.5	77.9	43.5	20.4	2.2	12.6
82	IMPUTED RENT OWNER OCCUP. DWEL.....	--	--	--	--	--	--	--	--
83	OTHER FINANCIALS, REAL ESTATE.....	22.1	50.7	24.1	151.7	173.7	33.9	37.8	246.1
84	BUSINESS SERVICES.....	12.4	32.3	9.5	379.4	35.4	24.1	9.3	90.6
85	EDUCATION SERVICES.....	--	--	--	--	--	--	--	--
86	HEALTH SERVICES.....	--	--	--	--	--	--	--	--
87	AMUSEMENT & RECREATION SERVICES.....	--	--	--	--	--	43.3	--	--
88	ACCOMMODATION & FOOD SERVICES.....	--	--	--	--	23.6	--	--	--
89	OTHER PERSONAL & MISC. SERVICES.....	2.6	22.6	4.4	189.5	127.5	8.9	11.2	47.6
90	TRANSPORTATION MARGINS.....	5.9	59.3	13.2	219.3	21.9	1.2	10.2	9.1
91	OPERATING, OFFICE, LAB & FOOD.....	29.4	77.0	29.1	192.7	271.6	34.7	24.3	191.4
92	TRAVEL, ADVERTISING & PROMOTION.....	24.9	176.8	60.7	52.8	67.1	20.4	6.7	276.4
93	NON-COMPETING IMPORTS.....	--	1.1	1.6	--	--	--	--	--
94	UNALLOCATED IMPORTS & EXPORTS.....	--	--	--	--	--	--	--	--
95	INDIRECT TAXES.....	14.3	39.1	14.8	761.6	341.2	69.5	66.4	129.8
96	SUBSIDIES.....	--	-1.6	--	--	-127.6	-142.1	-3.7	-52.9
97	WAGES & SALARIES.....	123.8	546.0	211.6	3717.6	2122.5	866.9	388.1	2007.2
98	SUPPLEMENTARY LABOUR INCOME.....	13.0	29.8	18.5	202.8	197.2	87.3	29.2	77.4
99	NET INCOME, UNINC. BUSINESS.....	--	0.7	7.9	421.0	141.5	--	1.6	212.2
100	OTHER OPERATING SURPLUS.....	88.8	432.3	117.3	733.6	1181.4	732.3	993.9	757.7
TOTAL.....		1720.9	2515.3	1012.7	12328.4	6640.9	2076.4	1802.8	4530.7

NOTE: DETAIL MAY NOT ADD DUE TO ROUNDING.

TABLE 69. USE (INPUT) MATRIX (AGGREGATION - M), 1968 (MILLIONS OF DOLLARS) - CONTINUED

NO.	COMMODITY AGGREGATION - M	RETAIL TRADE	OWNER OCCUPIED DWELLINGS	FINANCE, INS. & REAL EST.	EDUCATION & HEALTH SERVICES	AMUSEMENT RECREATION SERVICES	SERVICE TO BUSINESS MANAGEMENT	ACCOMMODATION, FOOD SERVICES	PERSONAL & MISC. SERVICES
1	GRAINS.....	--	--	--	--	--	--	--	--
2	LIVE ANIMALS.....	251.7	--	--	--	--	--	--	--
3	OTHER AGRICULTURAL PRODUCTS.....	--	--	--	--	0.2	--	55.4	1.8
4	FORESTRY PRODUCTS.....	--	--	--	--	--	--	--	--
5	FISH LANDINGS.....	--	--	--	--	--	--	8.1	--
6	HUNTING & TRAPPING PRODUCTS.....	--	--	--	--	--	--	--	--
7	IRON ORES & CONCENTRATES.....	--	--	--	--	--	--	--	--
8	OTHER METAL ORES & CONCENTRATES.....	--	--	--	0.5	--	--	--	--
9	COAL.....	--	--	--	0.8	--	--	--	--
10	CRUDE MINERAL OILS.....	--	--	--	--	--	--	--	--
11	NATURAL GAS.....	12.5	--	5.6	0.3	--	--	1.3	--
12	NON-METALLIC MINERALS.....	--	--	--	--	--	--	0.4	--
13	SERVICES INCIDENTAL TO MINING.....	--	--	--	--	--	--	--	--
14	MEAT PRODUCTS.....	3.8	--	--	--	--	--	303.9	--
15	DAIRY PRODUCTS.....	--	--	--	--	--	--	75.2	--
16	FISH PRODUCTS.....	--	--	--	--	--	--	54.2	--
17	FRUITS & VEGETABLES PREPARATIONS.....	--	--	--	--	--	--	36.2	--
18	FEEDS.....	--	--	--	--	0.2	--	--	--
19	FLOUR, WHEAT, MEAL & OTHER CEREALS.....	--	--	--	--	--	--	5.6	--
20	BREAKFAST CEREAL & BAKERY PROD.....	--	--	--	--	--	--	45.2	--
21	SUGAR.....	--	--	--	--	--	--	9.3	--
22	MISC. FOOD PRODUCTS.....	--	--	--	--	--	--	19.8	2.0
23	SOFT DRINKS.....	--	--	--	--	--	--	11.1	--
24	ALCOHOLIC BEVERAGES.....	--	--	--	--	--	--	--	--
25	TOBACCO PROCESSED UNMANUFACTURED.....	--	--	--	--	--	--	--	--
26	CIGARETTES & TOBACCO MFG.....	--	--	--	--	--	--	--	--
27	TIRES & TUBES.....	3.2	--	--	--	--	--	--	--
28	OTHER RUBBER PRODUCTS.....	3.9	--	--	0.2	--	--	--	2.9
29	PLASTIC FABRICATED PRODUCTS.....	4.4	--	--	--	--	--	2.0	--
30	LEATHER & LEATHER PRODUCTS.....	--	--	--	--	0.5	--	--	2.4
31	YARNS & MAN MADE FIBRES.....	--	--	--	--	--	--	--	1.9
32	FABRICS.....	1.0	--	--	0.3	0.4	--	3.5	12.2
33	OTHER TEXTILE PRODUCTS.....	1.0	--	--	9.1	0.2	0.2	24.0	1.0
34	HOSIERY & KNITTED WEAR.....	--	--	--	--	--	--	--	--
35	CLOTHING & ACCESSORIES.....	12.9	--	--	--	--	--	1.8	--
36	LUMBER & TIMBER.....	--	--	--	--	--	0.2	--	--
37	VENIER & PLYWOOD.....	--	--	--	--	--	--	--	--
38	OTHER WOOD FABRICATED MATERIALS.....	5.1	--	--	--	0.4	--	--	16.7
39	FURNITURE & FIXTURES.....	--	--	--	--	--	--	1.0	--
40	PULP.....	--	--	--	--	--	--	--	--
41	NEWSPRINT & OTHER PAPER STOCK.....	9.3	--	--	0.1	--	2.1	--	0.5
42	PAPER PRODUCTS.....	101.9	--	--	--	--	0.5	37.7	3.5
43	PRINTING & PUBLISHING.....	7.1	--	15.6	3.4	0.8	2.7	--	--
44	ADVERTISING, PRINT MEDIA.....	--	--	--	--	--	--	--	--
45	IRON & STEEL PRODUCTS.....	--	--	--	--	--	--	--	--
46	ALUMINUM PRODUCTS.....	--	--	--	--	--	--	--	--
47	COPPER & COPPER ALLOY PRODUCTS.....	--	--	--	--	--	--	--	--
48	NICKEL PRODUCTS.....	--	--	--	--	--	--	--	--
49	OTHER NON FERROUS METAL PRODUCTS.....	--	--	--	--	--	--	--	2.8
50	BOILERS, TANKS & PLATES.....	--	--	--	--	--	--	--	--
51	FABRICATED STRUCTURAL METAL PROD.....	--	--	--	--	--	--	--	--
52	OTHER METAL FABRICATED PRODUCTS.....	21.5	--	--	--	1.6	--	0.4	3.3
53	AGRICULTURAL MACHINERY.....	--	--	--	--	--	--	--	--
54	OTHER INDUSTRIAL MACHINERY.....	--	--	--	--	--	--	0.1	--
55	MOTOR VEHICLES.....	--	--	--	--	--	--	--	--
56	MOTOR VEHICLE PARTS.....	--	--	--	--	--	--	--	--
57	OTHER TRANSPORT EQUIPMENT.....	--	--	--	--	--	--	--	--
58	APPLIANCES & RECEIVERS, HOUSEHOLD.....	--	--	--	0.1	--	--	--	0.4
59	OTHER ELECTRICAL PRODUCTS.....	--	--	--	0.1	--	--	--	--
60	CEMENT & CONCRETE PRODUCTS.....	--	--	--	--	--	--	--	--
61	OTHER NON-METALLIC MINERAL PROD.....	1.2	--	--	0.3	0.1	--	7.0	--
62	GASOLINE & FUEL OIL.....	37.8	--	12.6	5.3	1.8	4.3	18.5	10.4
63	OTHER PETROLEUM & COAL PROD.....	2.0	--	0.2	0.8	0.1	0.5	0.8	1.7
64	INDUSTRIAL CHEMICALS.....	5.5	--	--	1.8	0.1	--	0.1	10.1
65	FERTILIZERS.....	--	--	--	--	--	--	0.1	--
66	PHARMACEUTICALS.....	--	--	--	21.4	--	--	--	--
67	OTHER CHEMICAL PRODUCTS.....	--	--	--	0.4	--	0.2	1.2	44.9
68	SCIENTIFIC EQUIPMENT.....	0.4	--	--	23.3	6.3	1.0	--	12.3
69	OTHER MANUFACTURED PRODUCTS.....	5.3	--	--	4.9	8.8	0.4	2.8	2.5
70	RESIDENTIAL CONSTRUCTION.....	--	--	--	--	--	--	--	--
71	NON-RESIDENTIAL CONSTRUCTION.....	--	--	--	--	--	--	--	--
72	REPAIR CONSTRUCTION.....	45.0	633.5	334.6	1.5	7.3	--	11.3	0.7
73	PIPELINE TRANSPORTATION.....	7.7	--	3.8	0.4	--	--	0.9	0.1
74	TRANSPORTATION & STORAGE.....	65.9	--	0.8	2.3	2.8	2.9	6.0	4.2
75	RADIO & TELEVISION BROADCASTING.....	--	--	--	--	--	--	--	--
76	TELEPHONE & TELEGRAPH.....	65.1	--	116.2	30.0	4.1	30.1	17.1	7.7
77	POSTAL SERVICES.....	74.1	--	38.9	6.1	0.4	7.9	0.6	1.0
78	ELECTRIC POWER.....	99.1	--	34.7	3.3	7.3	3.7	17.6	9.4
79	OTHER UTILITIES.....	20.8	--	17.2	1.5	0.1	0.2	4.3	0.4
80	WHOLESALE MARGINS.....	26.4	--	4.5	8.0	2.0	2.3	45.9	16.4
81	RETAIL MARGINS.....	12.5	--	2.8	1.5	0.3	2.2	24.7	2.6
82	IMPUED RENT OWNER OCCUP. DWEL.....	--	--	--	--	--	--	--	--
83	OTHER FINANCE, INS. REAL ESTATE.....	496.7	49.6	682.6	48.1	62.4	99.3	103.0	51.4
84	BUSINESS SERVICES.....	55.9	--	181.0	17.7	6.7	84.2	18.7	6.0
85	EDUCATION SERVICES.....	--	--	--	--	--	--	--	--
86	HEALTH SERVICES.....	--	--	4.6	--	--	--	--	--
87	AMUSEMENT & RECREATION SERVICES.....	--	--	--	0.1	52.6	2.5	20.2	--
88	ACCOMMODATION & FOOD SERVICES.....	--	--	--	--	--	--	2.4	--
89	OTHER PERSONAL & MISC. SERVICES.....	43.5	--	51.7	34.1	13.6	35.0	25.4	16.5
90	TRANSPORTATION MARGINS.....	12.1	--	1.3	2.4	0.6	0.7	19.1	5.2
91	OPERATING, OFFICE, LAB. & FOOD.....	325.3	--	257.4	80.6	54.4	125.1	601.1	82.0
92	TRAVEL, ADVERTISING & PROMOTION.....	224.3	--	237.7	13.4	31.5	85.2	47.2	17.3
93	NON-COMPETING IMPORTS.....	2.6	--	--	--	--	--	4.8	--
94	UNALLOCATED IMPORTS & EXPORTS.....	--	--	--	--	--	--	--	--
95	INDIRECT TAXES.....	201.3	1158.6	982.9	18.1	21.9	21.8	88.7	31.1
96	SUBSIDIES.....	-0.2	-54.1	-30.6	--	--	--	--	--
97	WAGES & SALARIES.....	2864.1	--	1915.0	243.3	128.4	838.1	881.7	370.6
98	SUPPLEMENTARY LABOUR INCOME.....	111.0	--	117.7	7.1	3.7	23.9	25.1	10.5
99	NET INCOME, UNINC. BUSINESS.....	646.7	845.5	537.3	722.1	43.1	505.4	302.1	200.0
100	OTHER OPERATING SURPLUS.....	923.5	1547.1	2287.2	53.6	85.2	279.6	354.6	98.6
	TOTAL.....	6814.7	4180.1	7813.3	1368.3	550.0	2162.1	2849.3	1064.9

NOTE: DETAIL MAY NOT ADD DUE TO ROUNDING.

TABLE 69. USE (INPUT) MATRIX (AGGREGATION - M), 1968 (MILLIONS OF DOLLARS) - CONCLUDED

NO.	COMMODITY AGGREGATION - M	TRANS MARGINS	OPERATING OFFICE LAB & FOOD	TRAVEL PROMOTION, ADVTG.	TOTAL INDUSTRIES
1	GRAINS.....	--	--	--	328.3
2	LIVE ANIMALS.....	--	2.4	--	1486.3
3	OTHER AGRICULTURAL PRODUCTS.....	--	33.6	--	1197.5
4	FORESTRY PRODUCTS.....	--	--	--	1181.0
5	FISH LANDINGS.....	--	1.4	--	159.8
6	HUNTING & TRAPPING PRODUCTS.....	--	--	--	10.5
7	IRON ORES & CONCENTRATES.....	--	--	--	149.6
8	OTHER METAL ORES & CONCENTRATES.....	--	--	--	1191.5
9	COAL.....	--	--	--	192.9
10	CRUDE MINERAL OILS.....	--	--	--	1057.0
11	NATURAL GAS.....	--	--	--	79.9
12	NON-METALLIC MINERALS.....	--	0.3	--	250.5
13	SERVICES INCIDENTAL TO MINING.....	--	--	--	214.5
14	MEAT PRODUCTS.....	--	75.2	--	815.4
15	DAIRY PRODUCTS.....	--	48.1	--	315.4
16	FISH PRODUCTS.....	--	4.0	--	82.0
17	FRUITS & VEGETABLES PREPARATIONS.....	--	21.8	--	116.9
18	FEEDS.....	--	--	--	561.3
19	FLOUR, WHEAT MEAL & OTHER CEREALS.....	--	3.3	--	123.3
20	BREAKFAST CEREAL & BAKERY PROD.....	--	29.0	--	76.1
21	SUGAR.....	--	4.6	--	93.5
22	MISC. FOOD PRODUCTS.....	--	16.3	--	304.7
23	SOFT DRINKS.....	--	11.6	--	51.1
24	ALCOHOLIC BEVERAGES.....	--	--	36.0	43.5
25	TOBACCO PROCESSED UNMANUFACTURED.....	--	--	--	121.6
26	CIGARETTES & TOBACCO MFG.....	--	--	--	1.3
27	TIRES & TUBES.....	--	111.4	2.4	258.6
28	OTHER RUBBER PRODUCTS.....	--	26.1	0.8	192.4
29	PLASTIC FABRICATED PRODUCTS.....	--	56.8	--	319.9
30	LEATHER & LEATHER PRODUCTS.....	--	8.3	--	112.2
31	YARNS & MAN-MADE FIBRES.....	--	--	--	458.5
32	FABRICS.....	--	--	--	788.6
33	OTHER TEXTILE PRODUCTS.....	--	31.0	--	327.4
34	HOSIERY & KNITTED WEAR.....	--	--	--	4.7
35	CLOTHING & ACCESSORIES.....	--	11.2	--	148.2
36	LUMBER & TIMBER.....	--	2.2	--	433.7
37	VENEER & PLYWOOD.....	--	--	--	219.3
38	OTHER WOOD FABRICATED MATERIALS.....	--	0.6	--	574.6
39	FURNITURE & FIXTURES.....	--	--	--	50.3
40	PULP.....	--	--	--	117.1
41	NEWSPRINT & OTHER PAPER STOCK.....	--	7.8	--	781.5
42	PAPER PRODUCTS.....	--	211.7	1.6	938.3
43	PRINTING & PUBLISHING.....	--	308.6	193.3	690.4
44	ADVERTISING PRINT MEDIA.....	--	--	499.1	499.1
45	IRON & STEEL PRODUCTS.....	--	6.7	--	1835.7
46	ALUMINUM PRODUCTS.....	--	--	--	319.4
47	COPPER & COPPER ALLOY PRODUCTS.....	--	0.9	--	462.5
48	NICKEL PRODUCTS.....	--	--	--	32.9
49	OTHER NON-FERROUS METAL PRODUCTS.....	--	7.0	--	315.5
50	BOILERS, TANKS & PLATES.....	--	2.7	--	207.8
51	FABRICATED STRUCTURAL METAL PROD.....	--	--	--	732.0
52	OTHER METAL FABRICATED PRODUCTS.....	--	310.7	--	1888.1
53	AGRICULTURAL MACHINERY.....	--	1.8	--	74.6
54	OTHER INDUSTRIAL MACHINERY.....	--	657.1	--	1157.7
55	MOTOR VEHICLES.....	--	--	--	61.6
56	MOTOR VEHICLE PARTS.....	--	361.3	27.0	2462.9
57	OTHER TRANSPORT EQUIPMENT.....	--	0.8	--	275.8
58	APPLIANCES & RECEIVERS, HOUSEHOLD.....	--	4.1	--	103.0
59	OTHER ELECTRICAL PRODUCTS.....	--	193.5	3.7	1401.1
60	CEMENT & CONCRETE PRODUCTS.....	--	--	--	605.2
61	OTHER NON-METALLIC MINERAL PROD.....	--	27.4	--	656.3
62	GASOLINE & FUEL OIL.....	--	--	34.0	798.5
63	OTHER PETROLEUM & COAL PROD.....	--	2.3	2.5	322.8
64	INDUSTRIAL CHEMICALS.....	--	76.2	--	1146.5
65	FERTILIZERS.....	--	5.7	--	85.0
66	PHARMACEUTICALS.....	--	14.8	--	85.1
67	OTHER CHEMICAL PRODUCTS.....	--	168.3	1.7	782.7
68	SCIENTIFIC EQUIPMENT.....	--	118.7	--	260.5
69	OTHER MANUFACTURED PRODUCTS.....	--	47.6	49.4	353.5
70	RESIDENTIAL CONSTRUCTION.....	--	--	--	--
71	NON-RESIDENTIAL CONSTRUCTION.....	--	--	--	--
72	REPAIR CONSTRUCTION.....	--	--	--	1782.2
73	PIPELINE TRANSPORTATION.....	--	--	--	215.1
74	TRANSPORTATION & STORAGE.....	2594.3	--	378.0	4269.6
75	RADIO & TELEVISION BROADCASTING.....	--	--	207.5	220.0
76	TELEPHONE & TELEGRAPH.....	--	--	--	656.6
77	POSTAL SERVICES.....	--	--	--	225.8
78	ELECTRIC POWER.....	--	--	--	742.1
79	OTHER UTILITIES.....	--	--	--	159.9
80	WHOLESALE MARGINS.....	--	491.6	35.0	2562.6
81	RETAIL MARGINS.....	--	199.7	39.7	519.3
82	IMPUTED RENT OWNER OCCPD. DWEL.....	--	--	--	--
83	OTHER FINANCE INS., REAL ESTATE.....	--	--	--	3454.7
84	BUSINESS SERVICES.....	--	--	244.6	1733.2
85	EDUCATION SERVICES.....	--	--	--	--
86	HEALTH SERVICES.....	--	--	--	4.6
87	AMUSEMENT & RECREATION SERVICES.....	--	--	32.5	151.1
88	ACCOMMODATION & FOOD SERVICES.....	--	--	506.8	532.7
89	OTHER PERSONAL & MISC. SERVICES.....	--	807.6	56.4	1709.3
90	TRANSPORTATION MARGINS.....	--	123.3	11.6	1334.0
91	OPERATING OFFICE LAB & FOOD.....	--	--	--	2866.7
92	TRAVEL, ADVERTISING & PROMOTION.....	--	--	--	2263.5
93	NON-COMPETING IMPORTS.....	--	3.4	--	227.8
94	UNALLOCATED IMPORTS & EXPORTS.....	--	151.6	98.3	249.9
95	INDIRECT TAXES.....	--	435.9	189.0	5362.4
96	SUBSIDIES.....	--	--	--	-641.4
97	WAGES & SALARIES.....	--	--	--	28042.2
98	SUPPLEMENTARY LABOUR INCOME.....	--	--	--	584.3
99	NET INCOME, UNINC. BUSINESS.....	--	--	--	6153.7
100	OTHER OPERATING SURPLUS.....	--	--	--	17698.1
TOTAL.....		2594.3	5247.8	2561.0	118536.8

NOTE: DETAIL MAY NOT ADD DUE TO ROUNDING.

TABLE 70. FINAL DEMAND MATRIX (AGGREGATION - M), 1968 (MILLIONS OF DOLLARS)

NO.	COMMODITY AGGREGATION - M	CONS. EXP. DURABLE	CONS. EXP. SEMI DURABLE	CONS. EXP. NON DURABLE	CONS. EXP. SERVICES	CONS. TRUCTION, BUSINESS	CONS. TRUCTION, GOVERNMENT	MACHINERY, EQUIPMENT BUSINESS	MACHINERY, EQUIPMENT GOVERNMENT
1	GRAINS	--	--	--	--	--	--	--	--
2	LIVE ANIMALS	--	13.9	76.3	--	--	--	--	--
3	OTHER AGRICULTURAL PRODUCTS	--	--	575.6	14.8	--	--	--	--
4	FORESTRY PRODUCTS	--	--	27.8	--	--	--	--	--
5	FISH LANDINGS	--	--	5.7	--	--	--	--	--
6	HUNTING & TRAPPING PRODUCTS	--	--	--	--	--	--	--	--
7	IRON ORES & CONCENTRATES	--	--	--	--	--	--	--	--
8	OTHER METAL ORES & CONCENTRATES	--	--	--	--	--	--	--	--
9	COAL	--	--	7.0	0.9	--	--	--	--
10	CRUDE MINERAL OILS	--	--	--	--	--	--	--	--
11	NATURAL GAS	--	--	53.1	9.7	--	--	--	--
12	NON-METALLIC MINERALS	--	2.8	6.2	--	--	--	--	--
13	SERVICES INCIDENTAL TO MINING	--	--	--	--	131.9	--	--	--
14	MEAT PRODUCTS	--	--	1564.5	--	--	--	--	--
15	DAIRY PRODUCTS	--	--	887.4	--	--	--	--	--
16	FISH PRODUCTS	--	--	61.1	--	--	--	--	--
17	FRUITS & VEGETABLES PREPARATIONS	--	--	497.9	--	--	--	--	--
18	FEEDS	--	--	46.2	--	--	--	--	--
19	FLOUR, WHEAT, MEAL & OTHER CEREALS	--	--	37.5	--	--	--	--	--
20	BREAKFAST CEREAL & BAKERY PROD.	--	--	594.5	--	--	--	--	--
21	SUGAR	--	--	42.8	--	--	--	--	--
22	MISC. FOOD PRODUCTS	--	--	667.6	--	--	--	--	--
23	SOFT DRINKS	--	--	253.2	--	--	--	--	--
24	ALCOHOLIC BEVERAGES	--	--	557.6	--	--	--	--	--
25	TOBACCO PROCESSED UNMANUFACTURED	--	--	--	--	--	--	--	--
26	CIGARETTES & TOBACCO MFG.	--	--	331.3	--	--	--	--	--
27	TIRES & TUBES	75.4	--	--	--	--	--	0.8	--
28	OTHER RUBBER PRODUCTS	4.9	54.6	2.3	--	--	--	7.4	1.9
29	PLASTIC FABRICATED PRODUCTS	1.5	25.9	7.5	--	--	--	--	--
30	LEATHER & LEATHER PRODUCTS	--	363.1	--	--	--	--	--	--
31	YARNS & MAN MADE FIBRES	--	25.4	--	--	--	--	--	--
32	FABRICS	--	72.8	--	--	--	--	--	--
33	OTHER TEXTILE PRODUCTS	135.8	141.7	52.7	--	--	--	5.4	0.6
34	HOSIERY & KNITTED WEAR	--	390.0	--	--	--	--	--	--
35	CLOTHING & ACCESSORIES	--	1102.1	--	--	--	--	--	--
36	LUMBER & TIMBER	--	8.8	--	--	--	--	--	--
37	VENEER & PLYWOOD	--	8.6	--	--	--	--	--	--
38	OTHER WOOD FABRICATED MATERIALS	18.8	4.0	0.3	--	--	--	10.5	0.2
39	FURNITURE & FIXTURES	424.4	14.7	--	--	--	--	135.6	32.3
40	PULP	--	--	--	--	--	--	--	--
41	NEWSPRINT & OTHER PAPER STOCK	--	3.8	1.5	--	--	--	--	--
42	PAPER PRODUCTS	--	10.2	162.1	--	--	--	--	--
43	PRINTING & PUBLISHING	--	381.5	--	21.9	--	--	--	--
44	ADVERTISING, PRINT MEDIA	--	--	--	--	--	--	--	--
45	IRON & STEEL PRODUCTS	--	--	--	--	--	--	--	--
46	ALUMINUM PRODUCTS	--	--	--	--	--	--	--	--
47	COPPER & COPPER ALLOY PRODUCTS	--	--	--	--	--	--	--	--
48	NICKEL PRODUCTS	--	--	--	--	--	--	--	--
49	OTHER NON FERROUS METAL PRODUCTS	--	4.7	--	--	--	--	41.0	--
50	BOILERS, TANKS & PLATES	--	--	--	--	--	--	43.8	1.8
51	FABRICATED STRUCTURAL METAL PROD.	--	1.7	--	--	--	--	1.8	0.6
52	OTHER METAL FABRICATED PRODUCTS	22.8	99.6	10.5	--	--	--	79.0	13.6
53	AGRICULTURAL MACHINERY	4.2	--	--	--	--	--	382.5	2.5
54	OTHER INDUSTRIAL MACHINERY	20.8	18.6	--	--	--	--	1364.7	60.2
55	MOTOR VEHICLES	1697.0	--	--	--	25.4	--	507.6	62.2
56	MOTOR VEHICLE PARTS	145.0	--	--	--	--	--	27.8	1.9
57	OTHER TRANSPORT EQUIPMENT	96.6	--	--	--	--	--	455.7	50.1
58	APPLIANCES & RECEIVERS, HOUSEHOLD	634.0	--	--	--	--	--	71.3	5.5
59	OTHER ELECTRICAL PRODUCTS	34.2	46.8	--	--	--	--	688.4	14.6
60	CEMENT & CONCRETE PRODUCTS	--	2.8	--	--	--	--	--	--
61	OTHER NON-METALLIC MINERAL PROD.	--	54.7	--	--	--	--	15.8	0.2
62	GASOLINE & FUEL OIL	--	--	637.8	8.7	--	--	--	--
63	OTHER PETROLEUM & COAL PROD.	--	0.6	36.8	0.3	--	--	--	--
64	INDUSTRIAL CHEMICALS	1.6	0.6	2.0	--	--	--	--	--
65	FERTILIZERS	--	--	2.5	--	--	--	--	--
66	PHARMACEUTICALS	--	--	183.8	--	--	--	--	--
67	OTHER CHEMICAL PRODUCTS	8.7	65.3	303.1	--	--	--	--	--
68	SCIENTIFIC EQUIPMENT	115.9	45.2	44.6	--	--	--	147.8	54.7
69	OTHER MANUFACTURED PRODUCTS	260.4	154.8	17.7	6.9	--	--	17.6	2.9
70	RESIDENTIAL CONSTRUCTION	--	--	--	--	2791.4	15.0	--	--
71	NON-RESIDENTIAL CONSTRUCTION	--	--	--	--	4362.7	2591.3	--	--
72	REPAIR CONSTRUCTION	--	--	--	26.7	--	--	--	--
73	PIPELINE TRANSPORTATION	--	--	36.1	0.7	--	--	--	--
74	TRANSPORTATION & STORAGE	--	--	--	825.1	--	--	--	--
75	RADIO & TELEVISION BROADCASTING	--	--	--	28.4	--	--	--	--
76	TELEPHONE & TELEGRAPH	--	--	--	559.5	--	--	--	--
77	POSTAL SERVICES	--	--	--	94.8	--	--	--	--
78	ELECTRIC POWER	--	--	585.2	15.9	--	--	--	--
79	OTHER UTILITIES	--	--	122.6	181.9	--	--	--	--
80	WHOLESALE MARGINS	409.0	249.0	694.7	5.3	3.7	--	485.9	25.1
81	RETAIL MARGINS	1208.6	1483.8	2209.1	8.2	2.4	--	107.2	10.0
82	IMPUTED RENT, OWNER OCCUP. DWEL.	--	--	--	4180.1	--	--	--	--
83	OTHER FINANCE, INS. REAL ESTATE	--	--	--	4251.3	522.0	--	--	--
84	BUSINESS SERVICES	--	--	--	214.7	--	--	--	--
85	EDUCATION SERVICES	--	--	--	168.9	--	--	--	--
86	HEALTH SERVICES	--	--	--	1219.6	--	--	--	--
87	AMUSEMENT & RECREATION SERVICES	--	--	--	406.6	--	--	--	--
88	ACCOMMODATION & FOOD SERVICES	--	--	--	2487.2	--	--	--	--
89	OTHER PERSONAL & MISC. SERVICES	475.5	54.4	--	979.4	--	--	--	--
90	TRANSPORTATION MARGINS	75.0	104.8	211.4	1.6	0.5	--	92.5	6.5
91	OPERATING OFFICE, LAB. & FOOD	--	--	--	189.5	--	--	--	--
92	TRAVEL, ADVERTISING & PROMOTION	--	--	--	49.4	--	--	--	--
93	NON-COMPETING IMPORTS	--	--	114.0	--	--	--	--	--
94	UNALLOCATED IMPORTS & EXPORTS	--	--	--	-10.0	--	--	--	--
95	INDIRECT TAXES	719.3	542.2	2297.9	174.4	3.0	--	357.8	29.7
96	SUBSIDIES	--	--	--	--	--	--	--	--
97	WAGES & SALARIES	--	--	--	1267.3	--	--	--	--
98	SUPPLEMENTARY LABOUR INCOME	--	--	--	52.4	--	--	--	--
99	NET INCOME, UNINC. BUSINESS	--	--	--	--	--	--	--	--
100	OTHER OPERATING SURPLUS	--	--	--	96.1	--	--	--	--
TOTAL		6589.4	5553.6	14029.7	17538.3	7843.1	2606.3	4965.7	377.8

NOTE: DETAIL MAY NOT ADD DUE TO ROUNDING

TABLE 70. FINAL DEMAND MATRIX (AGGREGATION - M), 1968 (MILLIONS OF DOLLARS) - CONCLUDED

NO.	COMMODITY AGGREGATION - M	INVENTORIES	DOMESTIC EXPORTS	RE-EXPORTS	IMPORTS	GOVT. GROSS CURRENT EXPEND.	GOVT. SALE OF GOOD & SERVICES	FINAL EXPEND. ON GDP
1	GRAINS.....	290.1	580.7	--	-44.5	--	--	826.2
2	LIVE ANIMALS.....	-56.2	57.5	0.2	-18.0	--	-2.2	71.5
3	OTHER AGRICULTURAL PRODUCTS.....	41.2	143.8	2.1	-287.0	15.4	-4.8	500.9
4	FORESTRY PRODUCTS.....	-43.9	51.1	0.6	-30.6	--	--	5.0
5	FISH LANDINGS.....	--	42.6	0.4	-22.1	--	-0.3	26.4
6	HUNTING & TRAPPING PRODUCTS.....	-0.1	14.4	0.6	-11.9	--	--	2.9
7	IRON ORES & CONCENTRATES.....	-15.3	388.3	--	-37.5	--	--	335.5
8	OTHER METAL ORES & CONCENTRATES.....	106.7	495.9	1.0	-284.0	--	--	319.6
9	COAL.....	-1.5	16.1	--	-170.9	6.7	-20.1	-161.7
10	CRUDE MINERAL OILS.....	--	446.4	--	-479.1	--	--	-32.6
11	NATURAL GAS.....	0.8	98.1	--	-39.7	8.6	--	130.4
12	NON-METALLIC MINERALS.....	32.1	281.4	2.3	-94.1	20.0	-0.2	250.7
13	SERVICES INCIDENTAL TO MINING.....	--	--	--	--	--	--	131.9
14	MEAT PRODUCTS.....	12.6	115.0	2.6	-107.2	--	-1.9	1585.6
15	DAIRY PRODUCTS.....	33.2	32.1	--	-20.5	--	--	932.4
16	FISH PRODUCTS.....	1.7	193.4	0.6	-19.3	--	--	237.6
17	FRUITS & VEGETABLES PREPARATIONS.....	21.5	35.6	0.6	-143.2	--	--	412.4
18	FEEDS.....	4.1	40.6	--	-33.6	--	--	57.2
19	FLOUR, WHEAT MEAL & OTHER CEREALS.....	1.3	57.2	--	-11.8	--	--	84.2
20	BREAKFAST CEREAL & BAKERY PROD.....	9.7	11.4	--	-13.1	--	--	602.5
21	SUGAR.....	1.9	2.6	--	-3.1	--	--	44.1
22	MISC. FOOD PRODUCTS.....	17.2	40.6	5.6	-175.9	--	--	555.1
23	SOFT DRINKS.....	3.9	0.9	--	-3.0	--	--	255.0
24	ALCOHOLIC BEVERAGES.....	3.2	162.4	0.2	-88.6	--	--	634.8
25	TOBACCO PROCESSED UNMANUFACTURED.....	-4.5	55.7	--	-5.7	--	--	45.5
26	CIGARETTES & TOBACCO MFG.....	-0.7	3.3	0.1	-7.9	--	--	326.0
27	TIRES & TUBES.....	2.5	10.9	1.0	-58.0	--	--	32.6
28	OTHER RUBBER PRODUCTS.....	10.0	10.3	0.5	-98.6	--	--	-6.7
29	PLASTIC FABRICATED PRODUCTS.....	22.0	16.9	1.6	-98.2	--	--	-22.9
30	LEATHER & LEATHER PRODUCTS.....	7.8	14.3	0.8	-104.4	--	--	281.5
31	YARNS & MAN MADE FIBRES.....	6.3	21.7	1.1	-128.2	--	--	-73.7
32	FABRICS.....	4.2	32.0	2.6	-308.9	0.2	--	-197.0
33	OTHER TEXTILE PRODUCTS.....	10.9	19.9	1.2	-133.7	16.3	--	250.8
34	HOSIERY & KNITTED WEAR.....	16.8	5.0	0.3	-71.3	0.3	--	341.0
35	CLOTHING & ACCESSORIES.....	57.2	38.0	1.7	-107.6	8.8	-1.5	1098.7
36	LUMBER & TIMBER.....	30.5	616.4	0.1	-49.9	--	-0.2	605.7
37	VENEER & PLYWOOD.....	6.6	81.5	0.1	-38.1	--	--	58.7
38	OTHER WOOD FABRICATED MATERIALS.....	-8.9	65.1	1.0	-30.4	--	--	60.6
39	FURNITURE & FIXTURES.....	10.3	16.0	0.7	-55.4	3.3	-0.2	581.7
40	PULP.....	-7.4	624.9	--	-8.0	--	--	609.5
41	NEWSPRINT & OTHER PAPER STOCK.....	4.2	995.2	0.2	-61.6	--	--	943.3
42	PAPER PRODUCTS.....	19.1	29.3	1.5	-109.7	--	--	112.5
43	PRINTING & PUBLISHING.....	8.0	19.9	4.6	-224.0	55.4	-8.4	259.1
44	ADVERTISING, PRINT MEDIA.....	--	--	--	--	--	-0.1	-0.1
45	IRON & STEEL PRODUCTS.....	-0.9	249.3	1.9	-268.7	--	--	-18.4
46	ALUMINUM PRODUCTS.....	-10.7	441.9	2.1	-93.2	--	--	340.2
47	COPPER & COPPER ALLOY PRODUCTS.....	-27.1	392.8	1.4	-21.9	1.0	--	346.2
48	NICKEL PRODUCTS.....	-13.9	470.4	20.5	-39.7	8.4	--	445.7
49	OTHER NON FERROUS METAL PRODUCTS.....	10.7	351.6	11.6	-163.2	18.1	--	192.6
50	BOILERS, TANKS & PLATES.....	5.1	18.9	0.6	-24.7	--	--	45.5
51	FABRICATED STRUCTURAL METAL PROD.....	11.8	23.6	1.2	-86.6	--	--	-45.9
52	OTHER METAL FABRICATED PRODUCTS.....	40.0	112.3	10.0	-466.3	18.1	-5.4	-65.6
53	AGRICULTURAL MACHINERY.....	-12.5	161.6	10.0	-363.2	--	--	185.0
54	OTHER INDUSTRIAL MACHINERY.....	-168.3	272.4	51.6	-1402.5	20.7	-0.8	237.4
55	MOTOR VEHICLES.....	-4.9	1848.4	4.9	-1257.3	26.5	-0.3	2909.5
56	MOTOR VEHICLE PARTS.....	2.2	707.1	32.2	-1857.2	--	-0.2	-941.3
57	OTHER TRANSPORT EQUIPMENT.....	10.1	462.2	81.1	-468.8	213.1	--	900.1
58	APPLIANCES & RECEIVERS HOUSEHOLD.....	19.7	51.9	1.5	-266.9	--	--	516.9
59	OTHER ELECTRICAL PRODUCTS.....	-2.7	291.1	22.0	-634.5	62.0	--	522.0
60	CEMENT & CONCRETE PRODUCTS.....	8.6	6.3	0.1	-3.3	--	--	14.4
61	OTHER NON-METALLIC MINERAL PROD.....	11.1	54.1	1.0	-199.8	--	--	-62.9
62	GASOLINE & FUEL OIL.....	94.0	16.8	1.1	-197.8	82.9	-0.3	643.2
63	OTHER PETROLEUM & COAL PROD.....	-0.2	35.8	0.1	-72.6	4.4	-7.0	-1.8
64	INDUSTRIAL CHEMICALS.....	6.0	228.1	2.9	-393.0	18.7	-3.9	136.9
65	FERTILIZERS.....	-5.8	83.1	--	-15.1	--	--	64.7
66	PHARMACEUTICALS.....	15.0	16.5	1.7	-59.4	67.5	-0.4	224.7
67	OTHER CHEMICAL PRODUCTS.....	24.0	92.9	3.9	-228.3	18.5	--	288.0
68	SCIENTIFIC EQUIPMENT.....	4.3	95.3	17.3	-460.5	67.5	-9.8	122.2
69	OTHER MANUFACTURED PRODUCTS.....	19.9	36.8	8.0	-283.8	--	-1.9	239.3
70	RESIDENTIAL CONSTRUCTION.....	--	--	--	--	--	--	2806.4
71	NON-RESIDENTIAL CONSTRUCTION.....	--	--	--	--	16.0	--	6970.1
72	REPAIR CONSTRUCTION.....	--	--	--	--	613.7	--	640.3
73	PIPELINE TRANSPORTATION.....	--	120.7	--	-30.0	5.0	--	132.5
74	TRANSPORTATION & STORAGE.....	--	382.1	--	-79.5	199.9	-25.3	1302.2
75	RADIO & TELEVISION BROADCASTING.....	--	9.4	--	-5.4	--	--	32.4
76	TELEPHONE & TELEGRAPH.....	--	7.0	--	-8.0	100.5	-0.4	658.7
77	POSTAL SERVICES.....	--	4.8	--	-3.7	32.5	--	128.5
78	ELECTRIC POWER.....	--	14.1	--	-11.6	139.5	-2.9	740.3
79	OTHER UTILITIES.....	--	--	--	--	39.0	-194.6	149.0
80	WHOLESALE MARGINS.....	--	456.9	16.2	-45.8	52.7	--	2352.8
81	RETAIL MARGINS.....	--	--	--	--	18.2	--	5047.5
82	IMPUTED RENT OWNER OCUPD DWEL.....	--	--	--	--	--	--	4180.1
83	OTHER FINANCIALS, REAL ESTATE.....	--	51.5	--	-227.3	217.2	-182.6	4632.1
84	BUSINESS SERVICES.....	--	100.2	--	-329.8	269.0	-31.0	223.1
85	EDUCATION SERVICES.....	--	--	--	--	80.7	-102.8	146.8
86	HEALTH SERVICES.....	--	--	--	--	226.2	-229.4	1216.4
87	AMUSEMENT & RECREATION SERVICES.....	--	--	--	--	9.8	-55.3	361.1
88	ACCOMMODATION & FOOD SERVICES.....	--	--	--	--	--	-20.0	2467.2
89	OTHER PERSONAL & MISC. SERVICES.....	--	3.4	--	-13.6	219.9	-247.5	1471.5
90	TRANSPORTATION MARGINS.....	--	738.3	6.6	--	23.1	--	1260.3
91	OPERATING OFFICE LAB & FOOD.....	--	--	--	--	1191.6	--	1381.0
92	TRAVEL, ADVERTISING & PROMOTION.....	--	--	--	--	248.2	--	297.5
93	NON-COMPETING IMPORTS.....	0.5	--	0.2	-342.5	--	--	-227.8
94	UNALLOCATED IMPORTS & EXPORTS.....	--	1360.8	--	-1600.7	--	--	-249.9
95	INDIRECT TAXES.....	--	0.3	--	740.0	76.0	--	4940.6
96	SUBSIDIES.....	--	--	--	--	--	--	--
97	WAGES & SALARIES.....	--	--	--	--	7746.5	--	9013.8
98	SUPPLEMENTARY LABOUR INCOME.....	--	--	--	--	685.7	--	738.1
99	NET INCOME UNINC. BUSINESS.....	--	--	--	--	--	--	--
100	OTHER OPERATING SURPLUS.....	--	--	--	--	1003.7	--	1099.8
TOTAL.....		694.8	15754.8	348.0	-15124.3	13977.1	-1161.7	73991.6

NOTE: DETAIL MAY NOT ADD DUE TO ROUNDING.

TABLE 71. IMPACT (INVERSE) MATRIX (AGGREGATION - M), 1968

NO.	COMMODITY AGGREGATION - M	AGRICUL- TURE	FOREST- RY	FISHING, HUNTING & TRAPPING	METAL MINES	MINERAL FUELS	NON-METAL MINES & QUARRIES	SERVICES INCIDENTAL TO MINING	FOOD & BEVERAGE INDUSTRIES
1	GRAINS.....	1.0781	0.0031	0.0020	0.0021	0.0161	0.0071	0.0010	0.1204
2	LIVE ANIMALS.....	1.0786	0.0031	0.0020	0.0021	0.0161	0.0071	0.0010	0.1197
3	OTHER AGRICULTURAL PRODUCTS.....	1.0690	0.0072	0.0021	0.0021	0.0160	0.0070	0.0010	0.1245
4	FORESTRY PRODUCTS.....	0.0426	1.0414	0.0004	0.0025	0.0091	0.0009	0.0007	0.0171
5	FISH LANDINGS.....	0.0018	0.0039	1.0088	0.0025	0.0185	0.0024	0.0010	0.0033
6	HUNTING & TRAPPING PRODUCTS.....	0.0018	0.0039	1.0088	0.0025	0.0185	0.0024	0.0010	0.0033
7	IRON ORES & CONCENTRATES.....	0.0039	0.0023	0.0002	0.9911	0.0070	0.0037	0.0366	0.0086
8	OTHER METAL ORES & CONCENTRATES.....	0.0039	0.0024	0.0002	0.9405	0.0072	0.0037	0.0348	0.0086
9	COAL.....	0.0021	0.0018	0.0001	0.0067	1.0040	0.0009	0.0416	0.0043
10	CRUDE MINERAL OILS.....	0.0021	0.0018	0.0001	0.0070	1.0027	0.0009	0.0416	0.0043
11	NATURAL GAS.....	0.0021	0.0018	0.0001	0.0067	1.0038	0.0009	0.0416	0.0043
12	NON-METALLIC MINERALS.....	0.0050	0.0045	0.0002	0.0098	0.2204	0.7573	0.0177	0.0116
13	SERVICES INCIDENTAL TO MINING.....	0.0060	0.0029	0.0003	0.1065	0.0106	0.0068	0.9008	0.0130
14	MEAT PRODUCTS.....	0.3128	0.0079	0.0173	0.0026	0.0094	0.0034	0.0006	1.0426
15	DAIRY PRODUCTS.....	0.3342	0.0084	0.0198	0.0027	0.0096	0.0036	0.0007	1.1981
16	FISH PRODUCTS.....	0.3346	0.0085	0.0200	0.0027	0.0096	0.0036	0.0007	1.2052
17	FRUITS & VEGETABLES PREPARATIONS.....	0.3333	0.0084	0.0199	0.0027	0.0097	0.0036	0.0007	1.2006
18	FELDS.....	0.3316	0.0084	0.0198	0.0027	0.0096	0.0036	0.0007	1.1946
19	FLOUR, WHEAT, MEAL & OTHER CEREALS.....	0.3352	0.0085	0.0200	0.0027	0.0096	0.0036	0.0007	1.2074
20	BREAKFAST CEREAL & BAKERY PROD.....	0.3306	0.0084	0.0197	0.0027	0.0096	0.0035	0.0006	1.1910
21	SUGAR.....	0.3352	0.0085	0.0200	0.0027	0.0096	0.0036	0.0007	1.2074
22	MISC. FOOD PRODUCTS.....	0.3424	0.0084	0.0196	0.0027	0.0098	0.0037	0.0007	1.1803
23	SOFT DRINKS.....	0.3351	0.0085	0.0200	0.0027	0.0096	0.0036	0.0007	1.2072
24	ALCOHOLIC BEVERAGES.....	0.3352	0.0085	0.0200	0.0027	0.0096	0.0036	0.0007	1.2074
25	TOBACCO PROCESSED UNMANUFACTURED.....	0.3381	0.0184	0.0009	0.0019	0.0078	0.0028	0.0005	0.0502
26	CIGARETTES & TOBACCO MFG.....	0.3379	0.0184	0.0009	0.0019	0.0078	0.0028	0.0005	0.0502
27	TIRES & TUBES.....	0.0052	0.0075	0.0003	0.0038	0.0070	0.0033	0.0005	0.0113
28	OTHER RUBBER PRODUCTS.....	0.0056	0.0076	0.0003	0.0048	0.0070	0.0035	0.0006	0.0144
29	PLASTIC FABRICATED PRODUCTS.....	0.0057	0.0196	0.0003	0.0069	0.0076	0.0037	0.0007	0.0134
30	LEATHER & LEATHER PRODUCTS.....	0.0216	0.0068	0.0010	0.0027	0.0041	0.0014	0.0004	0.0679
31	YARNS & MAN MADE FIBRES.....	0.0064	0.0057	0.0002	0.0025	0.0059	0.0019	0.0004	0.0125
32	FABRICS.....	0.0059	0.0057	0.0002	0.0023	0.0051	0.0014	0.0004	0.0113
33	OTHER TEXTILE PRODUCTS.....	0.0064	0.0063	0.0002	0.0031	0.0054	0.0015	0.0004	0.0118
34	HOSIERY & KNITTED WEAR.....	0.0073	0.0046	--	0.0015	0.0035	0.0009	0.0003	0.0087
35	CLOTHING & ACCESSORIES.....	0.0136	0.0040	--	0.0017	0.0030	0.0007	0.0003	0.0098
36	LUMBER & TIMBER.....	0.0161	0.3280	0.0003	0.0028	0.0067	0.0010	0.0005	0.0120
37	VENEER & PLYWOOD.....	0.0162	0.3238	0.0003	0.0029	0.0066	0.0009	0.0005	0.0120
38	OTHER WOOD FABRICATED MATERIALS.....	0.0156	0.3070	0.0003	0.0033	0.0066	0.0010	0.0005	0.0119
39	FURNITURE & FIXTURES.....	0.0049	0.0386	0.0002	0.0130	0.0044	0.0012	0.0007	0.0090
40	PULP.....	0.0110	0.1713	0.0003	0.0033	0.0127	0.0052	0.0008	0.0133
41	NEWSPRINT & OTHER PAPER STOCK.....	0.0110	0.1711	0.0003	0.0034	0.0127	0.0052	0.0008	0.0133
42	PAPER PRODUCTS.....	0.0108	0.1474	0.0003	0.0050	0.0117	0.0048	0.0008	0.0154
43	PRINTING & PUBLISHING.....	0.0047	0.0150	0.0002	0.0021	0.0046	0.0014	0.0004	0.0088
44	ADVERTISING, PRINT MEDIA.....	0.0045	0.0324	0.0002	0.0019	0.0044	0.0013	0.0003	0.0086
45	IRON & STEEL PRODUCTS.....	0.0035	0.0029	0.0002	0.2319	0.0108	0.0043	0.0001	0.0082
46	ALUMINUM PRODUCTS.....	0.0035	0.0029	0.0002	0.2433	0.0112	0.0044	0.0005	0.0083
47	COPPER & COPPER ALLOY PRODUCTS.....	0.0035	0.0028	0.0002	0.2442	0.0112	0.0044	0.0005	0.0083
48	NICKEL PRODUCTS.....	0.0035	0.0028	0.0002	0.2450	0.0112	0.0044	0.0005	0.0083
49	OTHER NON FERROUS METAL PRODUCTS.....	0.0036	0.0033	0.0002	0.2209	0.0106	0.0042	0.0007	0.0086
50	BOILERS, TANKS & PLATES.....	0.0033	0.0037	0.0002	0.0501	0.0053	0.0018	0.0022	0.0077
51	FABRICATED STRUCTURAL METAL PROD.....	0.0033	0.0039	0.0002	0.0730	0.0060	0.0022	0.0030	0.0078
52	OTHER METAL FABRICATED PRODUCTS.....	0.0035	0.0047	0.0002	0.0542	0.0054	0.0019	0.0023	0.0083
53	AGRICULTURAL MACHINERY.....	0.0031	0.0031	0.0002	0.0287	0.0042	0.0023	0.0014	0.0073
54	OTHER INDUSTRIAL MACHINERY.....	0.0041	0.0062	0.0002	0.0337	0.0066	0.0028	0.0054	0.0105
55	MOTOR VEHICLES.....	0.0027	0.0031	0.0001	0.0169	0.0034	0.0011	0.0008	0.0063
56	MOTOR VEHICLE PARTS.....	0.0029	0.0038	0.0001	0.0185	0.0037	0.0014	0.0009	0.0068
57	OTHER TRANSPORT EQUIPMENT.....	0.0028	0.0031	0.0001	0.0183	0.0037	0.0012	0.0009	0.0065
58	APPLIANCES & RECEIVERS, HOUSEHOLD.....	0.0033	0.0042	0.0002	0.0316	0.0043	0.0016	0.0014	0.0079
59	OTHER ELECTRICAL PRODUCTS.....	0.0032	0.0043	0.0002	0.0304	0.0042	0.0015	0.0014	0.0076
60	CEMENT & CONCRETE PRODUCTS.....	0.0048	0.0064	0.0002	0.0109	0.0204	0.0407	0.0018	0.0105
61	OTHER NON METALLIC MINERAL PROD.....	0.0048	0.0069	0.0002	0.0115	0.0199	0.0356	0.0017	0.0105
62	GASOLINE & FUEL OIL.....	0.0026	0.0023	0.0001	0.0041	0.3429	0.0015	0.0145	0.0062
63	OTHER PETROLEUM & COAL PROD.....	0.0036	0.0069	0.0002	0.0141	0.3729	0.0028	0.0160	0.0084
64	INDUSTRIAL CHEMICALS.....	0.0135	0.0089	0.0007	0.0135	0.0218	0.0133	0.0016	0.0390
65	FERTILIZERS.....	0.0085	0.0065	0.0004	0.0046	0.0176	0.4686	0.0061	0.0212
66	PHARMACEUTICALS.....	0.0173	0.0076	0.0009	0.0053	0.0217	0.0137	0.0013	0.0529
67	OTHER CHEMICAL PRODUCTS.....	0.0242	0.0086	0.0014	0.0067	0.0215	0.0132	0.0014	0.0779
68	SCIENTIFIC EQUIPMENT.....	0.0047	0.0117	0.0002	0.0281	0.0050	0.0021	0.0013	0.0109
69	OTHER MANUFACTURED PRODUCTS.....	0.0059	0.0142	0.0003	0.0243	0.0123	0.0025	0.0015	0.0145
70	RESIDENTIAL CONSTRUCTION.....	0.0042	0.0192	0.0002	0.0157	0.0076	0.0055	0.0058	0.0072
71	NON-RESIDENTIAL CONSTRUCTION.....	0.0042	0.0192	0.0002	0.0157	0.0076	0.0055	0.0058	0.0072
72	REPAIR CONSTRUCTION.....	0.0042	0.0192	0.0002	0.0157	0.0076	0.0055	0.0058	0.0072
73	PIPELINE TRANSPORTATION.....	0.0035	0.0023	0.0002	0.0021	0.0139	0.0007	0.0009	0.0067
74	TRANSPORTATION & STORAGE.....	0.0037	0.0034	0.0002	0.0021	0.0138	0.0007	0.0009	0.0068
75	RADIO & TELEVISION BROADCASTING.....	0.0018	0.0015	0.0001	0.0014	0.0019	0.0003	0.0003	0.0029
76	TELEPHONE & TELEGRAPH.....	0.0018	0.0015	0.0001	0.0014	0.0019	0.0003	0.0003	0.0029
77	POSTAL SERVICES.....	0.0018	0.0015	0.0001	0.0014	0.0019	0.0003	0.0003	0.0029
78	ELECTRIC POWER.....	0.0011	0.0018	--	0.0046	0.0100	0.0004	0.0008	0.0021
79	OTHER UTILITIES.....	0.0012	0.0025	0.0001	0.0015	0.0099	0.0004	0.0007	0.0022
80	WHOLESALE MARGINS.....	0.0148	0.0063	0.0008	0.0047	0.0063	0.0012	0.0005	0.0449
81	RETAIL MARGINS.....	0.0406	0.0040	0.0002	0.0013	0.0055	0.0006	0.0004	0.0116
82	IMPUTED RENT OWNER OCCUP. DWEL.....	0.0007	0.0029	--	0.0024	0.0012	0.0008	0.0009	0.0012
83	OTHER FINANCIALS, REAL ESTATE.....	0.0035	0.0023	0.0002	0.0026	0.0069	0.0006	0.0007	0.0065
84	BUSINESS SERVICES.....	0.0030	0.0019	0.0002	0.0031	0.0023	0.0005	0.0003	0.0065
85	EDUCATION SERVICES.....	0.0029	0.0015	0.0001	0.0015	0.0029	0.0005	0.0003	0.0058
86	HEALTH SERVICES.....	0.0029	0.0015	0.0001	0.0015	0.0029	0.0005	0.0003	0.0058
87	AMUSEMENT & RECREATION SERVICES.....	0.0059	0.0033	0.0003	0.0024	0.0039	0.0007	0.0005	0.0122
88	ACCOMMODATION & FOOD SERVICES.....	0.0759	0.0127	0.0056	0.0040	0.0059	0.0014	0.0005	0.1988
89	OTHER PERSONAL & MISC. SERVICES.....	0.0158	0.0072	0.0007	0.0042	0.0055	0.0023	0.0015	0.0122
90	TRANSPORTATION MARGINS.....	0.0036	0.0033	0.0002	0.0020	0.0136	0.0007	0.0009	0.0066
91	OPERATING, OFFICE, LAB. & FOOD.....	0.0263	0.0113	0.0013	0.0084	0.0052	0.0024	0.0010	0.0564
92	TRAVEL, ADVERTISING & PROMOTION.....	0.0222	0.0113	0.0015	0.0026	0.0095	0.0009	0.0006	0.0587

TABLE 71. IMPACT (INVERSE) MATRIX (AGGREGATION - M), 1968 - CONTINUED

COMMODITY AGGREGATION - M	TOBACCO PRODUCTS INDUSTRIES	RUBBER & PLASTIC PROD. IND.	LEATHER INDUSTRIES	TEXTILE INDUSTRIES	KNITTING MILLS	CLOTHING INDUSTRIES	WOOD	FURNITURE, FIXTURE INDUSTRIES
NO.								
1 GRAINS	0.0067	0.0002	0.0053	0.0002	0.0004	0.0042	0.0005
2 LIVE ANIMALS	0.0067	0.0002	0.0053	0.0002	0.0004	0.0042	0.0005
3 OTHER AGRICULTURAL PRODUCTS	0.0067	0.0002	0.0053	0.0002	0.0004	0.0042	0.0005
4 FORESTRY PRODUCTS	0.0072	0.0004	0.0054	0.0003	0.0005	0.0008	0.0007
5 FISH LANDINGS	0.0041	0.0002	0.0268	0.0008	0.0007	0.0106	0.0010
6 HUNTING & TRAPPING PRODUCTS	0.0041	0.0002	0.0268	0.0008	0.0007	0.0106	0.0010
7 IRON ORES & CONCENTRATES	0.0054	0.0003	0.0026	0.0002	0.0004	0.0030	0.0004
8 OTHER METAL ORES & CONCENTRATES	0.0054	0.0003	0.0028	0.0002	0.0004	0.0032	0.0005
9 COAL	0.0025	0.0001	0.0013	0.0001	0.0002	0.0035	0.0004
10 CRUDE MINERAL OILS	0.0026	0.0001	0.0013	0.0001	0.0002	0.0035	0.0004
11 NATURAL GAS	0.0025	0.0001	0.0013	0.0001	0.0002	0.0035	0.0004
12 NON-METALLIC MINERALS	0.0060	0.0003	0.0095	0.0004	0.0005	0.0050	0.0006
13 SERVICES INCIDENTAL TO MINING	0.0078	0.0004	0.0033	0.0002	0.0006	0.0025	0.0006
14 MEAT PRODUCTS	0.0004	0.0133	0.0003	0.0065	0.0004	0.0006	0.0056	0.0007
15 DAIRY PRODUCTS	0.0109	0.0003	0.0065	0.0003	0.0004	0.0059	0.0007
16 FISH PRODUCTS	0.0109	0.0003	0.0066	0.0003	0.0004	0.0059	0.0007
17 FRUITS & VEGETABLES PREPARATIONS	0.0109	0.0003	0.0066	0.0003	0.0004	0.0059	0.0007
18 FEEDS	0.0109	0.0003	0.0065	0.0003	0.0004	0.0059	0.0007
19 FLOUR, WHEAT MEAL & OTHER CEREALS	0.0109	0.0003	0.0066	0.0003	0.0004	0.0059	0.0007
20 BREAKFAST CEREAL & BAKERY PROD.	0.0109	0.0003	0.0065	0.0003	0.0004	0.0059	0.0007
21 SUGAR	0.0109	0.0003	0.0066	0.0003	0.0004	0.0059	0.0007
22 MISC. FOOD PRODUCTS	0.0109	0.0003	0.0065	0.0003	0.0004	0.0059	0.0007
23 SOFT DRINKS	0.0109	0.0003	0.0066	0.0003	0.0004	0.0059	0.0007
24 ALCOHOLIC BEVERAGES	0.0109	0.0003	0.0066	0.0003	0.0004	0.0059	0.0007
25 TOBACCO PROCESSED UNMANUFACTURED	1.2980	0.0081	0.0003	0.0142	0.0004	0.0004	0.0103	0.0008
26 CIGARETTES & TOBACCO MFG.	1.2970	0.0081	0.0003	0.0142	0.0004	0.0004	0.0103	0.0008
27 TIRES & TUBES	0.0126	0.0019	0.0599	0.0091	0.0019	0.0056	0.0007
28 OTHER RUBBER PRODUCTS	0.0125	0.0279	0.0915	0.0089	0.0028	0.0062	0.0012
29 PLASTIC FABRICATED PRODUCTS	0.0357	0.0029	0.0606	0.0078	0.0018	0.0184	0.0074
30 LEATHER & LEATHER PRODUCTS	0.0667	1.1476	0.0343	0.0051	0.0074	0.0067	0.0010
31 YARNS & MAN MADE FIBRES	0.0130	0.0009	1.2356	0.0184	0.0174	0.0039	0.0011
32 FABRICS	0.0175	0.0010	0.1153	0.1929	0.0228	0.0039	0.0019
33 OTHER TEXTILE PRODUCTS	0.0283	0.0012	1.1970	0.0323	0.0224	0.0049	0.0108
34 HOSIERY & KNITTED WEAR	0.0098	0.0039	0.3606	0.7295	0.0028	0.0028	0.0009
35 CLOTHING & ACCESSORIES	0.0288	0.0145	0.2970	0.0630	0.9885	0.0029	0.0013
36 LUMBER & TIMBER	0.0072	0.0004	0.0048	0.0004	0.0005	1.0924	0.0035
37 VENEER & PLYWOOD	0.0071	0.0004	0.0046	0.0004	0.0005	1.1147	0.0019
38 OTHER WOOD FABRICATED MATERIALS	0.0081	0.0011	0.0081	0.0008	0.0005	1.0463	0.0006
39 FURNITURE & FIXTURES	0.0303	0.0012	0.0626	0.0096	0.0017	0.1089	0.0325
40 PULP	0.0101	0.0004	0.0132	0.0006	0.0005	0.0520	0.0026
41 NEWSPRINT & OTHER PAPER STOCK	0.0101	0.0004	0.0133	0.0006	0.0006	0.0559	0.0026
42 PAPER PRODUCTS	0.0474	0.0015	0.0329	0.0012	0.0009	0.0469	0.0032
43 PRINTING & PUBLISHING	0.0052	0.0002	0.0068	0.0007	0.0003	0.0123	0.0008
44 ADVERTISING, PRINT MEDIA	0.0044	0.0002	0.0066	0.0007	0.0003	0.0115	0.0007
45 IRON & STEEL PRODUCTS	0.0054	0.0003	0.0027	0.0002	0.0004	0.0042	0.0009
46 ALUMINUM PRODUCTS	0.0055	0.0003	0.0026	0.0002	0.0004	0.0045	0.0009
47 COPPER & COPPER ALLOY PRODUCTS	0.0051	0.0003	0.0026	0.0002	0.0004	0.0041	0.0009
48 NICKEL PRODUCTS	0.0050	0.0003	0.0026	0.0002	0.0004	0.0041	0.0009
49 OTHER NON FERROUS METAL PRODUCTS	0.0061	0.0004	0.0041	0.0003	0.0004	0.0050	0.0010
50 BOILERS, TANKS & PLATES	0.0094	0.0003	0.0034	0.0002	0.0003	0.0059	0.0013
51 FABRICATED STRUCTURAL METAL PROD.	0.0074	0.0003	0.0036	0.0003	0.0003	0.0066	0.0051
52 OTHER METAL FABRICATED PRODUCTS	0.0099	0.0003	0.0054	0.0003	0.0004	0.0090	0.0041
53 AGRICULTURAL MACHINERY	0.0119	0.0004	0.0035	0.0003	0.0003	0.0051	0.0013
54 OTHER INDUSTRIAL MACHINERY	0.0002	0.0147	0.0004	0.0064	0.0004	0.0004	0.0081	0.0023
55 MOTOR VEHICLES	0.0248	0.0006	0.0173	0.0011	0.0005	0.0054	0.0017
56 MOTOR VEHICLE PARTS	0.0743	0.0007	0.0352	0.0017	0.0008	0.0053	0.0017
57 OTHER TRANSPORT EQUIPMENT	0.0310	0.0006	0.0167	0.0011	0.0005	0.0054	0.0028
58 APPLIANCES & RECEIVERS, HOUSEHOLD	0.0218	0.0005	0.0060	0.0006	0.0004	0.0057	0.0063
59 OTHER ELECTRICAL PRODUCTS	0.0169	0.0005	0.0062	0.0006	0.0003	0.0061	0.0139
60 CEMENT & CONCRETE PRODUCTS	0.0081	0.0004	0.0056	0.0004	0.0005	0.0057	0.0008
61 OTHER NON-METALLIC MINERAL PROD.	0.0136	0.0005	0.0159	0.0005	0.0006	0.0060	0.0017
62 GASOLINE & FUEL OIL	0.0039	0.0002	0.0019	0.0001	0.0002	0.0041	0.0005
63 OTHER PETROLEUM & COAL PROD.	0.0050	0.0002	0.0027	0.0002	0.0002	0.0067	0.0005
64 INDUSTRIAL CHEMICALS	0.0257	0.0005	0.0125	0.0006	0.0005	0.0060	0.0008
65 FERTILIZERS	0.0111	0.0004	0.0097	0.0005	0.0005	0.0055	0.0017
66 PHARMACEUTICALS	0.0147	0.0003	0.0077	0.0005	0.0004	0.0056	0.0008
67 OTHER CHEMICAL PRODUCTS	0.0208	0.0005	0.0126	0.0006	0.0005	0.0086	0.0008
68 SCIENTIFIC EQUIPMENT	0.0206	0.0037	0.0242	0.0023	0.0010	0.0239	0.0019
69 OTHER MANUFACTURED PRODUCTS	0.0694	0.0002	0.1424	0.0029	0.0036	0.0254	0.0175
70 RESIDENTIAL CONSTRUCTION	0.0107	0.0004	0.0067	0.0004	0.0004	0.0567	0.0034
71 NON-RESIDENTIAL CONSTRUCTION	0.0107	0.0004	0.0067	0.0004	0.0004	0.0567	0.0034
72 REPAIR CONSTRUCTION	0.0107	0.0004	0.0067	0.0004	0.0004	0.0567	0.0034
73 PIPELINE TRANSPORTATION	0.0111	0.0003	0.0035	0.0003	0.0003	0.0035	0.0005
74 TRANSPORTATION & STORAGE	0.0111	0.0003	0.0035	0.0003	0.0003	0.0051	0.0005
75 RADIO & TELEVISION BROADCASTING	0.0022	0.0001	0.0015	0.0001	0.0001	0.0027	0.0005
76 TELEPHONE & TELEGRAPH	0.0022	0.0001	0.0015	0.0001	0.0001	0.0027	0.0005
77 POSTAL SERVICES	0.0022	0.0001	0.0015	0.0001	0.0001	0.0027	0.0005
78 ELECTRIC POWER	0.0015	0.0001	0.0009	0.0001	0.0001	0.0032	0.0003
79 OTHER UTILITIES	0.0015	0.0001	0.0011	0.0001	0.0001	0.0035	0.0003
80 WHOLESALE MARGINS	0.0004	0.0119	0.0013	0.0086	0.0008	0.0024	0.0076	0.0021
81 RETAIL MARGINS	0.0048	0.0002	0.0028	0.0003	0.0019	0.0032	0.0004
82 IMputed RENT OWNER OCCUP. DWEL.	0.0017	0.0001	0.0010	0.0001	0.0001	0.0086	0.0005
83 OTHER FINANCE, INS., REAL ESTATE	0.0025	0.0002	0.0018	0.0001	0.0003	0.0042	0.0005
84 BUSINESS SERVICES	0.0040	0.0002	0.0020	0.0001	0.0002	0.0017	0.0004
85 EDUCATION SERVICES	0.0035	0.0002	0.0003	0.0003	0.0004	0.0015	0.0005
86 HEALTH SERVICES	0.0035	0.0002	0.0003	0.0003	0.0004	0.0015	0.0005
87 AMUSEMENT & RECREATION SERVICES	0.0063	0.0013	0.0042	0.0003	0.0005	0.0042	0.0008
88 ACCOMMODATION & FOOD SERVICES	0.0001	0.0059	0.0003	0.0118	0.0006	0.0012	0.0034	0.0010
89 OTHER PERSONAL & MISC. SERVICES	0.0065	0.0012	0.0073	0.0008	0.0009	0.0111	0.0047
90 TRANSPORTATION MARGINS	0.0109	0.0002	0.0034	0.0002	0.0003	0.0050	0.0005
91 OPERATING, OFFICE, LAB. & FOOD	0.0001	0.0374	0.0021	0.0145	0.0010	0.0027	0.0078	0.0021
92 TRAVEL, ADVERTISING & PROMOTION	0.0071	0.0003	0.0058	0.0004	0.0005	0.0053	0.0009

TABLE 71. IMPACT (INVERSE) MATRIX (AGGREGATION - M), 1968 - CONTINUED

NO.	COMMODITY AGGREGATION - M	PAPER & ALLIED INDUSTRIES	PRINTING & PUBLISHING	PRIMARY METAL INDUSTRIES	METAL FABRICATING INDUSTRIES	MACHINERY INDUSTRIES	TRANS. EQUIPMENT INDUSTRIES	ELECTRICAL PRODUCTS INDUSTRIES	NON-METAL. MINERAL PROD. IND.
1	GRAINS.....	0.0118	0.0082	0.0087	0.0144	0.0075	0.0061	0.0056	0.0043
2	LIVE ANIMALS.....	0.0118	0.0082	0.0087	0.0144	0.0075	0.0061	0.0056	0.0043
3	OTHER AGRICULTURAL PRODUCTS.....	0.0119	0.0083	0.0088	0.0145	0.0076	0.0062	0.0057	0.0044
4	FORESTRY PRODUCTS.....	0.0120	0.0128	0.0103	0.0205	0.0111	0.0102	0.0084	0.0036
5	FISH LANDINGS.....	0.0048	0.0037	0.0105	0.0116	0.0085	0.0406	0.0214	0.0030
6	HUNTING & TRAPPING PRODUCTS.....	0.0048	0.0037	0.0105	0.0116	0.0085	0.0406	0.0214	0.0030
7	IRON ORES & CONCENTRATES.....	0.0096	0.0094	0.0480	0.0158	0.0113	0.0077	0.0071	0.0053
8	OTHER METAL ORES & CONCENTRATES.....	0.0098	0.0095	0.1163	0.0165	0.0112	0.0078	0.0072	0.0057
9	COAL.....	0.0052	0.0074	0.0086	0.0102	0.0100	0.0034	0.0049	0.0040
10	CRUDE MINERAL OILS.....	0.0052	0.0074	0.0101	0.0102	0.0100	0.0034	0.0049	0.0040
11	NATURAL GAS.....	0.0052	0.0074	0.0086	0.0102	0.0100	0.0034	0.0049	0.0040
12	NON-METALLIC MINERALS.....	0.0212	0.0116	0.0120	0.0137	0.0129	0.0067	0.0070	0.0301
13	SERVICES INCIDENTAL TO MINING.....	0.0146	0.0186	0.0276	0.0187	0.0183	0.0100	0.0160	0.0031
14	MEAT PRODUCTS.....	0.0416	0.0196	0.0107	0.0237	0.0069	0.0075	0.0062	0.0108
15	DAIRY PRODUCTS.....	0.0445	0.0204	0.0113	0.0257	0.0071	0.0080	0.0065	0.0119
16	FISH PRODUCTS.....	0.0446	0.0204	0.0113	0.0258	0.0071	0.0080	0.0065	0.0120
17	FRUITS & VEGETABLES PREPARATIONS.....	0.0446	0.0205	0.0113	0.0257	0.0071	0.0080	0.0065	0.0120
18	FEEDS.....	0.0445	0.0205	0.0113	0.0256	0.0071	0.0080	0.0065	0.0120
19	FLOUR, WHEAT, MEAL & OTHER CEREALS.....	0.0447	0.0204	0.0113	0.0258	0.0071	0.0080	0.0065	0.0120
20	BREAKFAST CEREAL & BAKERY PROD.....	0.0443	0.0205	0.0112	0.0256	0.0071	0.0080	0.0065	0.0119
21	SUGAR.....	0.0447	0.0204	0.0113	0.0258	0.0071	0.0080	0.0065	0.0120
22	MISC. FOOD PRODUCTS.....	0.0441	0.0203	0.0113	0.0255	0.0071	0.0080	0.0065	0.0119
23	SOFT DRINKS.....	0.0447	0.0204	0.0113	0.0258	0.0071	0.0080	0.0065	0.0120
24	ALCOHOLIC BEVERAGES.....	0.0447	0.0204	0.0113	0.0258	0.0071	0.0080	0.0065	0.0120
25	TOBACCO PROCESSED UNMANUFACTURED.....	0.1034	0.0294	0.0076	0.0136	0.0061	0.0052	0.0047	0.0032
26	CIGARETTES & TOBACCO MFG.....	0.1033	0.0294	0.0076	0.0136	0.0061	0.0052	0.0047	0.0032
27	TIRES & TUBES.....	0.0423	0.0193	0.0164	0.0167	0.0059	0.0061	0.0050	0.0063
28	OTHER RUBBER PRODUCTS.....	0.0417	0.0191	0.0197	0.0242	0.0061	0.0124	0.0075	0.0171
29	PLASTIC FABRICATED PRODUCTS.....	0.1051	0.0187	0.0301	0.0450	0.0075	0.0150	0.0272	0.0150
30	LEATHER & LEATHER PRODUCTS.....	0.0346	0.0181	0.0111	0.0207	0.0062	0.0071	0.0061	0.0039
31	YARNS & MAN MADE FIBRES.....	0.0324	0.0152	0.0104	0.0149	0.0058	0.0062	0.0053	0.0039
32	FABRICS.....	0.0330	0.0152	0.0095	0.0137	0.0055	0.0058	0.0051	0.0035
33	OTHER TEXTILE PRODUCTS.....	0.0350	0.0149	0.0129	0.0176	0.0058	0.0061	0.0073	0.0045
34	HOSIERY & KNITTED WEAR.....	0.0271	0.0140	0.0080	0.0086	0.0045	0.0047	0.0040	0.0023
35	CLOTHING & ACCESSORIES.....	0.0220	0.0136	0.0065	0.0088	0.0045	0.0055	0.0043	0.0023
36	LUMBER & TIMBER.....	0.0321	0.0121	0.0215	0.0121	0.0088	0.0088	0.0076	0.0075
37	VENEER & PLYWOOD.....	0.0163	0.0120	0.0125	0.0236	0.0088	0.0087	0.0075	0.0075
38	OTHER WOOD FABRICATED MATERIALS.....	0.0327	0.0122	0.0145	0.0254	0.0090	0.0087	0.0083	0.0095
39	FURNITURE & FIXTURES.....	0.0336	0.0141	0.0598	0.0893	0.0148	0.0118	0.0193	0.0096
40	PULP.....	1.1652	0.0153	0.0142	0.0175	0.0073	0.0073	0.0063	0.0069
41	NEWSPRINT & OTHER PAPER STOCK.....	1.1559	0.0167	0.0142	0.0175	0.0073	0.0073	0.0064	0.0082
42	PAPER PRODUCTS.....	0.9982	0.0500	0.0194	0.0301	0.0073	0.0072	0.0067	0.0077
43	PRINTING & PUBLISHING.....	0.2333	1.0484	0.0087	0.0063	0.0087	0.0053	0.0042	0.0028
44	ADVERTISING, PRINT MEDIA.....	0.2156	1.0761	0.0079	0.0075	0.0051	0.0043	0.0041	0.0027
45	IRON & STEEL PRODUCTS.....	0.0111	0.0091	1.1046	0.0949	0.0150	0.0173	0.0092	0.0111
46	ALUMINUM PRODUCTS.....	0.0110	0.0092	1.1590	0.0354	0.0095	0.0096	0.0167	0.0107
47	COPPER & COPPER ALLOY PRODUCTS.....	0.0109	0.0091	1.1635	0.0353	0.0095	0.0100	0.0138	0.0107
48	NICKEL PRODUCTS.....	0.0109	0.0091	1.1674	0.0364	0.0095	0.0092	0.0079	0.0107
49	OTHER NON FERROUS METAL PRODUCTS.....	0.0128	0.0100	1.0451	0.0703	0.0152	0.0210	0.0380	0.0110
50	BOILERS, TANKS & PLATES.....	0.0135	0.0116	0.2380	0.0332	0.0209	0.0209	0.0279	0.0093
51	FABRICATED STRUCTURAL METAL PROD.....	0.0135	0.0112	0.3470	0.9501	0.0238	0.0218	0.0221	0.0136
52	OTHER METAL FABRICATED PRODUCTS.....	0.0138	0.0116	0.2568	0.9647	0.0397	0.0485	0.0551	0.0107
53	AGRICULTURAL MACHINERY.....	0.0108	0.0133	0.1355	0.1008	0.9614	0.0420	0.0590	0.0050
54	OTHER INDUSTRIAL MACHINERY.....	0.0270	0.0135	0.1524	0.2212	0.7567	0.0674	0.0602	0.0072
55	MOTOR VEHICLES.....	0.0103	0.0103	0.0791	0.0486	0.0150	1.1256	0.0231	0.0133
56	MOTOR VEHICLE PARTS.....	0.0156	0.0109	0.0867	0.0172	0.0148	1.0052	0.0291	0.0143
57	OTHER TRANSPORT EQUIPMENT.....	0.0107	0.0105	0.0859	0.0615	0.0423	1.0374	0.0287	0.0133
58	APPLIANCES & RECEIVERS, HOUSEHOLD.....	0.0174	0.0147	0.1480	0.0881	0.0456	0.0332	1.0315	0.0090
59	OTHER ELECTRICAL PRODUCTS.....	0.0172	0.0146	0.1420	0.0626	0.0527	0.0343	0.9718	0.0085
60	CEMENT & CONCRETE PRODUCTS.....	0.0318	0.0141	0.0173	0.0208	0.0087	0.0077	0.0093	1.1243
61	OTHER NON METALLIC MINERAL PROD.....	0.0353	0.0142	0.0213	0.0317	0.0105	0.0111	0.0112	1.0850
62	GASOLINE & FUEL OIL.....	0.0077	0.0094	0.0104	0.0142	0.0065	0.0047	0.0049	0.0043
63	OTHER PETROLEUM & COAL PROD.....	0.0362	0.0109	0.0573	0.0150	0.0071	0.0050	0.0051	0.0053
64	INDUSTRIAL CHEMICALS.....	0.0510	0.0261	0.0608	0.0228	0.0071	0.0070	0.0062	0.0125
65	FERTILIZERS.....	0.0344	0.0204	0.0168	0.0188	0.0099	0.0072	0.0068	0.0080
66	PHARMACEUTICALS.....	0.0422	0.0269	0.0216	0.0227	0.0070	0.0069	0.0062	0.0112
67	OTHER CHEMICAL PRODUCTS.....	0.0435	0.0263	0.0279	0.0236	0.0074	0.0104	0.0085	0.0164
68	SCIENTIFIC EQUIPMENT.....	0.0336	0.0223	0.0823	0.0499	0.0188	0.0285	0.1220	0.0202
69	OTHER MANUFACTURED PRODUCTS.....	0.0488	0.0239	0.0698	0.0750	0.0083	0.0122	0.0187	0.0186
70	RESIDENTIAL CONSTRUCTION.....	0.0169	0.0082	0.0690	0.0952	0.0162	0.0110	0.0371	0.0657
71	NON RESIDENTIAL CONSTRUCTION.....	0.0169	0.0082	0.0690	0.0952	0.0162	0.0110	0.0371	0.0657
72	REPAIR CONSTRUCTION.....	0.0169	0.0082	0.0690	0.0952	0.0162	0.0110	0.0371	0.0657
73	PIPELINE TRANSPORTATION.....	0.0074	0.0090	0.0087	0.0110	0.0058	0.0186	0.0070	0.0040
74	TRANSPORTATION & STORAGE.....	0.0075	0.0091	0.0087	0.0110	0.0058	0.0186	0.0070	0.0040
75	RADIO & TELEVISION BROADCASTING.....	0.0049	0.0109	0.0062	0.0068	0.0040	0.0029	0.0174	0.0029
76	TELEPHONE & TELEGRAPH.....	0.0049	0.0109	0.0062	0.0068	0.0040	0.0029	0.0174	0.0029
77	POSTAL SERVICES.....	0.0049	0.0109	0.0062	0.0068	0.0040	0.0029	0.0174	0.0029
78	ELECTRIC POWER.....	0.0051	0.0034	0.0153	0.0064	0.0025	0.0028	0.0029	0.0034
79	OTHER UTILITIES.....	0.0101	0.0036	0.0046	0.0063	0.0025	0.0019	0.0029	0.0033
80	WHOLESALE MARGINS.....	0.0237	0.0246	0.0199	0.0277	0.0246	0.0642	0.0333	0.0084
81	RETAIL MARGINS.....	0.0219	0.0146	0.0051	0.0094	0.0049	0.0037	0.0041	0.0021
82	IMPUTED RENT OWNER OCPD, DWEL.....	0.0026	0.0014	0.0105	0.0145	0.0025	0.0017	0.0057	0.0100
83	OTHER FINANCE, INS, REAL ESTATE.....	0.0070	0.0137	0.0068	0.0094	0.0059	0.0034	0.0047	0.0044
84	BUSINESS SERVICES.....	0.0095	0.0165	0.0138	0.0130	0.0949	0.0063	0.0096	0.0015
85	EDUCATION SERVICES.....	0.0071	0.0102	0.0046	0.0069	0.0053	0.0038	0.0049	0.0016
86	HEALTH SERVICES.....	0.0071	0.0102	0.0046	0.0069	0.0053	0.0038	0.0049	0.0016
87	AMUSEMENT & RECREATION SERVICES.....	0.0135	0.0260	0.0091	0.0155	0.0091	0.0066	0.0079	0.0034
88	ACCOMMODATION & FOOD SERVICES.....	0.0249	0.0130	0.0069	0.0113	0.0059	0.0059	0.0055	0.0055
89	OTHER PERSONAL & MISC. SERVICES.....	0.0171	0.0148	0.0139	0.0253	0.0171	0.0137	0.0150	0.0046
90	TRANSPORTATION MARGINS.....	0.0073	0.0085	0.0085	0.0108	0.0057	0.0182	0.0069	0.0039
91	OPERATING, OFFICE, LAB. & FOOD.....	0.0636	0.0611	0.0369	0.0723	0.0503	0.0383	0.0407	0.0092
92	TRAVEL, ADVERTISING & PROMOTION.....	0.0588	0.2432	0.0084	0.0101	0.0124	0.0105	0.0076	0.0034

TABLE 71. IMPACT (INVERSE) MATRIX (AGGREGATION - M). 1968 - CONTINUED

NO.	COMMODITY AGGREGATION - M	PETROLEUM & COAL PROD. IND.	CHEMICAL & CHEMICAL PROD. IND.	MISC. MANUFAC- TURING	CONSTR. INDUSTRY	TRANS. & STORAGE	COMMUNI- CATION	LECC POWER GAS, OTHER UTILITIES	WHOLESALE TRADE
1	GRAINS.....	0.0413	0.0418	0.0030	0.0312	0.0429	0.0094	0.0146	0.0385
2	LIVE ANIMALS.....	0.0413	0.0419	0.0030	0.0312	0.0428	0.0094	0.0146	0.0385
3	OTHER AGRICULTURAL PRODUCTS.....	0.0410	0.0436	0.0030	0.0311	0.0433	0.0095	0.0146	0.0384
4	FORESTRY PRODUCTS.....	0.0236	0.0149	0.0043	0.0262	0.1293	0.0119	0.0068	0.0333
5	FISH LANDINGS.....	0.0492	0.0098	0.0102	0.0080	0.0367	0.0071	0.0041	0.0266
6	HUNTING & TRAPPING PRODUCTS.....	0.0492	0.0098	0.0102	0.0080	0.0367	0.0071	0.0041	0.0266
7	IRON ORES & CONCENTRATES.....	0.0132	0.0251	0.0033	0.0314	0.0321	0.0072	0.0263	0.0264
8	OTHER METAL ORES & CONCENTRATES.....	0.0134	0.0250	0.0096	0.0305	0.0331	0.0074	0.0264	0.0282
9	COAL.....	0.0064	0.0079	0.0018	0.0517	0.0164	0.0121	0.0159	0.0136
10	CRUDE MINERAL OILS.....	0.0064	0.0079	0.0018	0.0516	0.0165	0.0121	0.0159	0.0137
11	NATURAL GAS.....	0.0066	0.0079	0.0018	0.0517	0.0164	0.0121	0.0159	0.0136
12	NON-METALLIC MINERALS.....	0.0206	0.0286	0.0041	0.0237	0.0338	0.0101	0.0267	0.0296
13	SERVICES INCIDENTAL TO MINING.....	0.0246	0.0186	0.0050	0.0113	0.0620	0.0152	0.0163	0.0370
14	MEAT PRODUCTS.....	0.0213	0.0398	0.0049	0.0180	0.0670	0.0169	0.0147	0.0141
15	DAIRY PRODUCTS.....	0.0223	0.0321	0.0051	0.0180	0.0721	0.0156	0.0139	0.0511
16	FISH PRODUCTS.....	0.0223	0.0328	0.0051	0.0181	0.0721	0.0156	0.0140	0.0461
17	FRUITS & VEGETABLES PREPARATIONS.....	0.0223	0.0361	0.0051	0.0181	0.0721	0.0156	0.0140	0.0470
18	FEEDS.....	0.0223	0.0354	0.0051	0.0180	0.0721	0.0157	0.0140	0.0524
19	FLOUR, WHEAT MEAL & OTHER CEREALS.....	0.0223	0.0322	0.0051	0.0181	0.0722	0.0155	0.0140	0.0448
20	BREAKFAST CEREAL & BAKERY PROD.....	0.0222	0.0319	0.0051	0.0180	0.0720	0.0158	0.0139	0.0582
21	SUGAR.....	0.0223	0.0322	0.0051	0.0181	0.0722	0.0155	0.0140	0.0448
22	MISC. FOOD PRODUCTS.....	0.0226	0.0398	0.0051	0.0182	0.0716	0.0155	0.0141	0.0446
23	SOFT DRINKS.....	0.0223	0.0324	0.0051	0.0181	0.0722	0.0155	0.0140	0.0448
24	ALCOHOLIC BEVERAGES.....	0.0223	0.0322	0.0051	0.0181	0.0722	0.0155	0.0140	0.0448
25	TOBACCO PROCESSED UNMANUFACTURED.....	0.0188	0.0230	0.0071	0.0206	0.0523	0.0161	0.0118	0.0295
26	CIGARETTES & TOBACCO MFG.....	0.0188	0.0230	0.0071	0.0206	0.0523	0.0161	0.0118	0.0302
27	TIRES & TUBES.....	0.0121	0.1709	0.0068	0.0110	0.0464	0.0177	0.0160	0.0389
28	OTHER RUBBER PRODUCTS.....	0.0120	0.1623	0.0345	0.0110	0.0463	0.0176	0.0159	0.0364
29	PLASTIC FABRICATED PRODUCTS.....	0.0130	0.1723	0.0225	0.0116	0.0491	0.0175	0.0174	0.0358
30	LEATHER & LEATHER PRODUCTS.....	0.0083	0.0464	0.0167	0.0099	0.0426	0.0169	0.0103	0.0551
31	YARNS & MAN MADE FIBRES.....	0.0111	0.1172	0.0131	0.0103	0.0426	0.0141	0.0154	0.0412
32	FABRICS.....	0.0098	0.0738	0.0147	0.0098	0.0403	0.0139	0.0141	0.0389
33	OTHER TEXTILE PRODUCTS.....	0.0105	0.0822	0.0157	0.0101	0.0420	0.0142	0.0148	0.0504
34	HOSIERY & KNITTED WEAR.....	0.0068	0.0434	0.0116	0.0079	0.0322	0.0140	0.0100	0.0345
35	CLOTHING & ACCESSORIES.....	0.0062	0.0301	0.0202	0.0074	0.0300	0.0145	0.0083	0.0491
36	LUMBER & TIMBER.....	0.0153	0.0219	0.0041	0.0180	0.0331	0.0131	0.0151	0.0437
37	VENEER & PLYWOOD.....	0.0151	0.0216	0.0156	0.0180	0.0799	0.0131	0.0149	0.0433
38	OTHER WOOD FABRICATED MATERIALS.....	0.0149	0.0242	0.0056	0.0176	0.0783	0.0133	0.0152	0.0447
39	FURNITURE & FIXTURES.....	0.0083	0.0322	0.0197	0.0109	0.0451	0.0161	0.0134	0.0578
40	PULP.....	0.0240	0.0488	0.0045	0.0161	0.0842	0.0128	0.0371	0.0358
41	NEWSPRINT & OTHER PAPER STOCK.....	0.0239	0.0492	0.0056	0.0161	0.0840	0.0128	0.0369	0.0360
42	PAPER PRODUCTS.....	0.0220	0.0577	0.0503	0.0154	0.0786	0.0142	0.0336	0.0402
43	PRINTING & PUBLISHING.....	0.0090	0.0276	0.0053	0.0106	0.0487	0.0327	0.0136	0.0251
44	ADVERTISING, PRINT MEDIA.....	0.0087	0.0262	0.0053	0.0105	0.0479	0.0332	0.0131	0.0232
45	IRON & STEEL PRODUCTS.....	0.0157	0.0210	0.0054	0.0188	0.0467	0.0100	0.0271	0.0535
46	ALUMINUM PRODUCTS.....	0.0162	0.0214	0.0064	0.0193	0.0471	0.0097	0.0279	0.0543
47	COPPER & COPPER ALLOY PRODUCTS.....	0.0162	0.0209	0.0054	0.0194	0.0471	0.0097	0.0280	0.0543
48	NICKEL PRODUCTS.....	0.0163	0.0221	0.0054	0.0194	0.0471	0.0096	0.0281	0.0544
49	OTHER NON FERROUS METAL PRODUCTS.....	0.0155	0.0344	0.0399	0.0185	0.0469	0.0108	0.0263	0.0527
50	BOILERS, TANKS & PLATES.....	0.0083	0.0230	0.0050	0.0111	0.0421	0.0157	0.0140	0.0418
51	FABRICATED STRUCTURAL METAL PROD.....	0.0093	0.0229	0.0072	0.0122	0.0430	0.0149	0.0158	0.0443
52	OTHER METAL FABRICATED PRODUCTS.....	0.0086	0.0248	0.0094	0.0113	0.0425	0.0157	0.0143	0.0448
53	AGRICULTURAL MACHINERY.....	0.0063	0.0157	0.0056	0.0096	0.0372	0.0194	0.0097	0.0412
54	OTHER INDUSTRIAL MACHINERY.....	0.0072	0.0223	0.0139	0.0102	0.0392	0.0186	0.0110	0.0410
55	MOTOR VEHICLES.....	0.0057	0.0171	0.0066	0.0172	0.0384	0.0131	0.0083	0.0331
56	MOTOR VEHICLE PARTS.....	0.0063	0.0261	0.0093	0.0177	0.0392	0.0135	0.0092	0.0339
57	OTHER TRANSPORT EQUIPMENT.....	0.0064	0.0182	0.0089	0.0081	0.0583	0.0136	0.0086	0.0345
58	APPLIANCES & RECEIVERS, HOUSEHOLD.....	0.0073	0.0280	0.0149	0.0105	0.0418	0.0250	0.0115	0.0377
59	OTHER ELECTRICAL PRODUCTS.....	0.0071	0.0260	0.0212	0.0119	0.0425	0.0772	0.0111	0.0372
60	CEMENT & CONCRETE PRODUCTS.....	0.0179	0.0325	0.0067	0.0155	0.0655	0.0144	0.0296	0.0381
61	OTHER NON-METALLIC MINERAL PROD.....	0.0177	0.0348	0.0069	0.0153	0.0649	0.0145	0.0291	0.0411
62	GASOLINE & FUEL OIL.....	0.1034	0.0329	0.0056	0.0489	0.1104	0.0110	0.0154	0.0153
63	OTHER PETROLEUM & COAL PROD.....	0.7337	0.1352	0.0054	0.0443	0.0917	0.0121	0.0191	0.0194
64	INDUSTRIAL CHEMICALS.....	0.0332	0.1056	0.0112	0.0169	0.0675	0.0212	0.0298	0.0401
65	FERTILIZERS.....	0.0281	0.0360	0.0070	0.0165	0.0541	0.0161	0.0299	0.0376
66	PHARMACEUTICALS.....	0.0320	1.1337	0.0090	0.0168	0.0685	0.0217	0.0299	0.0396
67	OTHER CHEMICAL PRODUCTS.....	0.0326	1.0679	0.0150	0.0168	0.0680	0.0214	0.0291	0.0399
68	SCIENTIFIC EQUIPMENT.....	0.0088	0.0450	0.0789	0.0112	0.0457	0.0219	0.0111	0.0428
69	OTHER MANUFACTURED PRODUCTS.....	0.0296	0.0834	0.7784	0.0122	0.0491	0.0210	0.0124	0.0755
70	RESIDENTIAL CONSTRUCTION.....	0.0134	0.0190	0.0070	1.0084	0.0524	0.0123	0.0078	0.0560
71	NON-RESIDENTIAL CONSTRUCTION.....	0.0134	0.0190	0.0070	1.0084	0.0524	0.0123	0.0078	0.0560
72	REPAIR CONSTRUCTION.....	0.0134	0.0190	0.0070	1.0084	0.0524	0.0123	0.0078	0.0560
73	PIPELINE TRANSPORTATION.....	0.0353	0.0094	0.0029	0.0421	1.1178	0.0199	0.0083	0.0277
74	TRANSPORTATION & STORAGE.....	0.0353	0.0094	0.0029	0.0420	1.1136	0.0199	0.0083	0.0277
75	RADIO & TELEVISION BROADCASTING.....	0.0043	0.0038	0.0022	0.0371	0.0567	1.0294	0.0046	0.0092
76	TELEPHONE & TELEGRAPH.....	0.0043	0.0038	0.0022	0.0371	0.0567	1.0294	0.0046	0.0092
77	POSTAL SERVICES.....	0.0043	0.0038	0.0022	0.0371	0.0567	1.0294	0.0046	0.0092
78	ELECTRIC POWER.....	0.0150	0.0032	0.0011	0.0470	0.0231	0.0064	1.0003	0.0107
79	OTHER UTILITIES.....	0.0149	0.0041	0.0012	0.0464	0.0165	0.0065	0.9929	0.0107
80	WHOLESALE MARGINS.....	0.0147	0.0315	0.0138	0.0105	0.0620	0.0286	0.0097	0.8346
81	RETAIL MARGINS.....	0.0099	0.0082	0.0033	0.0159	0.0320	0.0285	0.0223	0.0157
82	IMPUTED RENT OWNER OCPO, DWEL.....	0.0021	0.0029	0.0011	0.1535	0.0082	0.0022	0.0013	0.0087
83	OTHER FINANCE, INS, REAL ESTATE.....	0.0081	0.0051	0.0021	0.0564	0.0195	0.0276	0.0081	0.0160
84	BUSINESS SERVICES.....	0.0049	0.0080	0.0032	0.0068	0.0235	0.0475	0.0044	0.0155
85	EDUCATION SERVICES.....	0.0062	0.0021	0.0098	0.0067	0.0157	0.0319	0.0055	0.0183
86	HEALTH SERVICES.....	0.0062	0.0021	0.0098	0.0067	0.0157	0.0319	0.0055	0.0183
87	AMUSEMENT & RECREATION SERVICES.....	0.0083	0.0113	0.0170	0.0264	0.0334	0.0351	0.0181	0.0265
88	ACCOMMODATION & FOOD SERVICES.....	0.0134	0.0145	0.0044	0.0135	0.0421	0.0155	0.0144	0.0304
89	OTHER PERSONAL & MISC. SERVICES.....	0.0116	0.0237	0.0143	0.0341	0.0505	0.0247	0.0200	0.1597
90	TRANSPORTATION MARGINS.....	0.0346	0.0092	0.0029	0.0411	1.0919	0.0195	0.0082	0.0272
91	OPERATING, OFFICE, LAB & FOOD.....	0.0100	0.0633	0.0211	0.0122	0.0594	0.0163	0.0111	0.1162
92	TRAVEL, ADVERTISING & PROMOTION.....	0.0243	0.0151	0.0138	0.0172	0.1973	0.0101	0.0094	0.0343

TABLE 71. IMPACT (INVERSE) MATRIX (AGGREGATION - M). 1968 - CONTINUED

NO	COMMODITY AGGREGATION - M	RETAIL TRADE	OWNER OCCUPIED DWELLINGS	FINANCE, INS. & REAL EST.	EDUCATION & HEALTH SERVICES	AMUSEMENT RECREATION SERVICES	SERVICE TO BUSINESS MANAGEMENT	ACCOMODA- TION, FOOD SERVICES	PERSONAL & MISC. SERVICES
1	GRAINS.....	0.0164	--	0.0547	--	0.0006	0.0096	0.0035	0.0053
2	LIVE ANIMALS.....	0.0164	--	0.0547	--	0.0006	0.0096	0.0035	0.0053
3	OTHER AGRICULTURAL PRODUCTS.....	0.0184	--	0.0549	--	0.0006	0.0097	0.0035	0.0053
4	FORESTRY PRODUCTS.....	0.0263	--	0.0978	0.0001	0.0007	0.0178	0.0046	0.0186
5	FISH LANDINGS.....	0.0127	--	0.0241	--	0.0003	0.0080	0.0020	0.0046
6	HUNTING & TRAPPING PRODUCTS.....	0.0127	--	0.0241	--	0.0003	0.0080	0.0020	0.0046
7	IRON ORES & CONCENTRATES.....	0.0138	--	0.0397	--	0.0004	0.0199	0.0028	0.0076
8	OTHER METAL ORES & CONCENTRATES.....	0.0136	--	0.0390	--	0.0005	0.0197	0.0029	0.0075
9	COAL.....	0.0079	--	0.1841	0.0001	0.0008	0.0485	0.0043	0.0042
10	CRUDE MINERAL OILS.....	0.0079	--	0.1839	0.0001	0.0008	0.0484	0.0043	0.0042
11	NATURAL GAS.....	0.0079	--	0.1841	0.0001	0.0008	0.0484	0.0043	0.0042
12	NON-METALLIC MINERALS.....	0.0176	--	0.0724	--	0.0006	0.0251	0.0040	0.0106
13	SERVICES INCIDENTAL TO MINING.....	0.0230	--	0.0490	--	0.0010	0.0192	0.0074	0.0118
14	MEAT PRODUCTS.....	0.1296	--	0.0452	--	0.0013	0.0167	0.0108	0.0066
15	DAIRY PRODUCTS.....	0.0214	--	0.0406	--	0.0013	0.0169	0.0112	0.0067
16	FISH PRODUCTS.....	0.0215	--	0.0404	--	0.0013	0.0169	0.0112	0.0067
17	FRUITS & VEGETABLES PREPARATIONS.....	0.0215	--	0.0405	--	0.0013	0.0169	0.0112	0.0067
18	FEEDS.....	0.0214	--	0.0406	--	0.0013	0.0170	0.0112	0.0067
19	FLOUR, WHEAT, MEAL & OTHER CEREALS.....	0.0215	--	0.0404	--	0.0013	0.0168	0.0112	0.0067
20	BREAKFAST CEREAL & BAKERY PROD.....	0.0214	--	0.0407	--	0.0013	0.0170	0.0112	0.0067
21	SUGAR.....	0.0215	--	0.0404	--	0.0013	0.0168	0.0112	0.0067
22	MISC. FOOD PRODUCTS.....	0.0247	--	0.0407	--	0.0013	0.0168	0.0111	0.0067
23	SOFT DRINKS.....	0.0215	--	0.0404	--	0.0013	0.0169	0.0112	0.0067
24	ALCOHOLIC BEVERAGES.....	0.0215	--	0.0404	--	0.0013	0.0168	0.0112	0.0067
25	TOBACCO PROCESSED UNMANUFACTURED.....	0.0138	--	0.0407	--	0.0018	0.0189	0.0165	0.0054
26	CIGARETTES & TOBACCO MFG.....	0.0138	--	0.0407	--	0.0018	0.0189	0.0165	0.0054
27	TIRES & TUBES.....	0.0106	--	0.0342	--	0.0014	0.0197	0.0118	0.0056
28	OTHER RUBBER PRODUCTS.....	0.0109	--	0.0341	--	0.0014	0.0196	0.0116	0.0058
29	PLASTIC FABRICATED PRODUCTS.....	0.0110	--	0.0348	--	0.0013	0.0195	0.0112	0.0060
30	LEATHER & LEATHER PRODUCTS.....	0.0202	--	0.0360	--	0.0013	0.0182	0.0104	0.0091
31	YARNS & MAN MADE FIBRES.....	0.0109	--	0.0307	--	0.0010	0.0160	0.0083	0.0059
32	FABRICS.....	0.0108	--	0.0318	--	0.0010	0.0153	0.0079	0.0056
33	OTHER TEXTILE PRODUCTS.....	0.0147	--	0.0313	--	0.0010	0.0158	0.0081	0.0058
34	HOSIERY & KNITTED WEAR.....	0.0128	--	0.0392	--	0.0010	0.0139	0.0077	0.0046
35	CLOTHING & ACCESSORIES.....	0.0167	--	0.0413	--	0.0011	0.0140	0.0084	0.0040
36	LUMBER & TIMBER.....	0.0188	--	0.0627	--	0.0007	0.0154	0.0048	0.0120
37	VENEER & PLYWOOD.....	0.0188	--	0.0626	--	0.0007	0.0153	0.0048	0.0120
38	OTHER WOOD FABRICATED MATERIALS.....	0.0183	--	0.0612	--	0.0007	0.0154	0.0049	0.0117
39	FURNITURE & FIXTURES.....	0.0105	--	0.0390	--	0.0010	0.0158	0.0076	0.0055
40	PULP.....	0.0153	--	0.0436	--	0.0008	0.0158	0.0054	0.0097
41	NEWSPRINT & OTHER PAPER STOCK.....	0.0153	--	0.0436	--	0.0008	0.0159	0.0055	0.0097
42	PAPER PRODUCTS.....	0.0147	--	0.0426	--	0.0009	0.0165	0.0064	0.0092
43	PRINTING & PUBLISHING.....	0.0113	--	0.0382	--	0.0017	0.0217	0.0116	0.0061
44	ADVERTISING PRINT MEDIA.....	0.0112	--	0.0381	--	0.0017	0.0219	0.0117	0.0060
45	IRON & STEEL PRODUCTS.....	0.0112	--	0.0274	--	0.0006	0.0157	0.0037	0.0065
46	ALUMINUM PRODUCTS.....	0.0113	--	0.0275	--	0.0005	0.0156	0.0036	0.0065
47	COPPER & COPPER ALLOY PRODUCTS.....	0.0113	--	0.0275	--	0.0005	0.0156	0.0036	0.0065
48	NICKEL PRODUCTS.....	0.0113	--	0.0274	--	0.0005	0.0155	0.0036	0.0065
49	OTHER NON-FERROUS METAL PRODUCTS.....	0.0112	--	0.0282	--	0.0006	0.0161	0.0044	0.0064
50	BOILERS, TANKS & PLATES.....	0.0103	--	0.0273	--	0.0009	0.0162	0.0063	0.0060
51	FABRICATED STRUCTURAL METAL PROD.....	0.0105	--	0.0270	--	0.0008	0.0161	0.0059	0.0062
52	OTHER METAL FABRICATED PRODUCTS.....	0.0104	--	0.0274	--	0.0009	0.0167	0.0063	0.0060
53	AGRICULTURAL MACHINERY.....	0.0089	--	0.0375	--	0.0011	0.0175	0.0076	0.0049
54	OTHER INDUSTRIAL MACHINERY.....	0.0094	--	0.0360	--	0.0010	0.0179	0.0074	0.0052
55	MOTOR VEHICLES.....	0.0082	--	0.0198	--	0.0008	0.0345	0.0058	0.0045
56	MOTOR VEHICLE PARTS.....	0.0085	--	0.0211	--	0.0008	0.0328	0.0062	0.0047
57	OTHER TRANSPORT EQUIPMENT.....	0.0086	--	0.0211	--	0.0008	0.0331	0.0060	0.0047
58	APPLIANCES & RECEIVERS, HOUSEHOLD.....	0.0096	--	0.0347	--	0.0013	0.0179	0.0089	0.0052
59	OTHER ELECTRICAL PRODUCTS.....	0.0099	--	0.0345	--	0.0013	0.0178	0.0086	0.0051
60	CEMENT & CONCRETE PRODUCTS.....	0.0183	--	0.0327	--	0.0008	0.0169	0.0061	0.0116
61	OTHER NON-METALLIC MINERAL PROD.....	0.0180	--	0.0327	--	0.0009	0.0170	0.0062	0.0114
62	GASOLINE & FUEL OIL.....	0.0085	--	0.0833	--	0.0008	0.0277	0.0059	0.0047
63	OTHER PETROLEUM & COAL PROD.....	0.0093	--	0.0886	--	0.0009	0.0293	0.0067	0.0051
64	INDUSTRIAL CHEMICALS.....	0.0151	--	0.0407	--	0.0019	0.0258	0.0168	0.0081
65	FERTILIZERS.....	0.0176	--	0.0421	--	0.0013	0.0230	0.0112	0.0101
66	PHARMACEUTICALS.....	0.0154	--	0.0411	--	0.0020	0.0263	0.0175	0.0082
67	OTHER CHEMICAL PRODUCTS.....	0.0154	--	0.0410	--	0.0019	0.0258	0.0170	0.0081
68	SCIENTIFIC EQUIPMENT.....	0.0113	--	0.0389	--	0.0016	0.0204	0.0136	0.0060
69	OTHER MANUFACTURED PRODUCTS.....	0.0117	--	0.0406	--	0.0016	0.0206	0.0134	0.0062
70	RESIDENTIAL CONSTRUCTION.....	0.0180	--	0.0315	--	0.0007	0.0339	0.0043	0.0091
71	NON-RESIDENTIAL CONSTRUCTION.....	0.0180	--	0.0315	--	0.0007	0.0339	0.0043	0.0091
72	REPAIR CONSTRUCTION.....	0.0180	--	0.0315	--	0.0007	0.0339	0.0043	0.0091
73	PIPELINE TRANSPORTATION.....	0.0219	--	0.0431	--	0.0009	0.0155	0.0083	0.0111
74	TRANSPORTATION & STORAGE.....	0.0237	--	0.0433	--	0.0009	0.0155	0.0083	0.0111
75	RADIO & TELEVISION BROADCASTING.....	0.0159	--	0.0259	--	0.0211	0.0148	0.0035	0.0039
76	TELEPHONE & TELEGRAPH.....	0.0159	--	0.0259	--	0.0211	0.0148	0.0035	0.0039
77	POSTAL SERVICES.....	0.0159	--	0.0259	--	0.0211	0.0148	0.0035	0.0039
78	ELECTRIC POWER.....	0.0061	--	0.0271	--	0.0003	0.0089	0.0017	0.0037
79	OTHER UTILITIES.....	0.0062	--	0.0280	--	0.0003	0.0089	0.0017	0.0038
80	WHOLESALE MARGINS.....	0.0144	--	0.0589	--	0.0017	0.0264	0.0127	0.0073
81	RETAIL MARGINS.....	0.0083	--	0.0821	--	0.0040	0.0174	0.0126	0.0072
82	IMPLIED RENT OWNER OCCUP. DWEL.....	0.0029	1.0000	0.0166	--	0.0001	0.0055	0.0008	0.0014
83	OTHER FINANCE, INS. REAL ESTATE.....	0.0135	--	1.0518	0.0006	0.0026	0.0299	0.0115	0.0059
84	BUSINESS SERVICES.....	0.0134	--	0.0521	--	0.0028	0.0183	0.0088	0.0087
85	EDUCATION SERVICES.....	0.0152	--	0.0430	1.0000	0.0011	0.0185	0.0037	0.0117
86	HEALTH SERVICES.....	0.0152	--	0.0430	1.0000	0.0011	0.0185	0.0037	0.0117
87	AMUSEMENT & RECREATION SERVICES.....	0.0228	--	0.1317	0.0001	0.0719	0.0373	0.0156	0.0159
88	ACCOMMODATION & FOOD SERVICES.....	0.0694	--	0.0548	--	0.0167	0.0153	0.0336	0.0074
89	OTHER PERSONAL & MISC. SERVICES.....	0.2959	--	0.0809	--	0.0014	0.1459	0.0123	0.0380
90	TRANSPORTATION MARGINS.....	0.0232	--	0.0425	--	0.0009	0.0152	0.0081	0.0109
91	OPERATING, OFFICE, LAB. & FOOD.....	0.0882	--	0.0347	--	0.0010	0.0316	0.0072	0.0517
92	TRAVEL, ADVERTISING & PROMOTION.....	0.0445	--	0.0393	--	0.0181	0.0898	0.1895	0.0130

TABLE 71. IMPACT (INVERSE) MATRIX (AGGREGATION - M), 1968 - CONCLUDED

NO.	COMMODITY AGGREGATION - M	TRANS. MARGINS	OPERATING OFFICE LAB & FOOD	TRAVEL PROMOTION. ADVTG.
1	GRAINS.....	0.0254	0.0713	0.0183
2	LIVE ANIMALS.....	0.0254	0.0713	0.0182
3	OTHER AGRICULTURAL PRODUCTS.....	0.0254	0.0716	0.0185
4	FORESTRY PRODUCTS.....	0.0109	0.1537	0.0191
5	FISH LANDINGS.....	0.0128	0.0243	0.0090
6	HUNTING & TRAPPING PRODUCTS.....	0.0128	0.0243	0.0090
7	IRON ORES & CONCENTRATES.....	0.0125	0.1197	0.0129
8	OTHER METAL ORES & CONCENTRATES.....	0.0136	0.1174	0.0135
9	COAL.....	0.0050	0.0474	0.0186
10	CRUDE MINERAL OILS.....	0.0050	0.0475	0.0186
11	NATURAL GAS.....	0.0050	0.0474	0.0186
12	NON-METALLIC MINERALS.....	0.0125	0.1212	0.0186
13	SERVICES INCIDENTAL TO MINING.....	0.0138	0.1866	0.0374
14	MEAT PRODUCTS.....	0.0369	0.0637	0.0561
15	DAIRY PRODUCTS.....	0.0408	0.0637	0.0584
16	FISH PRODUCTS.....	0.0410	0.0638	0.0584
17	FRUITS & VEGETABLES PREPARATIONS.....	0.0409	0.0637	0.0585
18	FEEDS.....	0.0407	0.0637	0.0586
19	FLOUR WHEAT MEAL & OTHER CEREALS.....	0.0410	0.0638	0.0584
20	BREADFAST CEREAL & BAKERY PROD.....	0.0406	0.0637	0.0586
21	SUGAR.....	0.0410	0.0638	0.0584
22	MISC. FOOD PRODUCTS.....	0.0406	0.0638	0.0580
23	SOFT DRINKS.....	0.0410	0.0638	0.0584
24	ALCOHOLIC BEVERAGES.....	0.0410	0.0638	0.0584
25	TOBACCO PROCESSED UNMANUFACTURED.....	0.0251	0.0556	0.0882
26	CIGARETTES & TOBACCO MFG.....	0.0251	0.0556	0.0881
27	TIRES & TUBES.....	0.0260	0.0564	0.0625
28	OTHER RUBBER PRODUCTS.....	0.0260	0.0573	0.0615
29	PLASTIC FABRICATED PRODUCTS.....	0.0275	0.0601	0.0590
30	LEATHER & LEATHER PRODUCTS.....	0.0236	0.0581	0.0547
31	YARNS & MAN MADE FIBRES.....	0.0257	0.0651	0.0434
32	FABRICS.....	0.0243	0.0630	0.0411
33	OTHER TEXTILE PRODUCTS.....	0.0251	0.0648	0.0424
34	HOSIERY & KNITTED WEAR.....	0.0178	0.0481	0.0404
35	CLOTHING & ACCESSORIES.....	0.0149	0.0396	0.0437
36	LUMBER & TIMBER.....	0.0329	0.1230	0.0221
37	VENEER & PLYWOOD.....	0.0329	0.1231	0.0221
38	OTHER WOOD FABRICATED MATERIALS.....	0.0327	0.1192	0.0231
39	FURNITURE & FIXTURES.....	0.0252	0.0542	0.0397
40	PULP.....	0.0475	0.0969	0.0264
41	NEWSPRINT & OTHER PAPER STOCK.....	0.0471	0.0968	0.0266
42	PAPER PRODUCTS.....	0.0440	0.0908	0.0320
43	PRINTING & PUBLISHING.....	0.0260	0.0486	0.0613
44	ADVERTISING PRINT MEDIA.....	0.0256	0.0476	0.0621
45	IRON & STEEL PRODUCTS.....	0.0292	0.0857	0.0184
46	ALUMINUM PRODUCTS.....	0.0294	0.0871	0.0178
47	COPPER & COPPER ALLOY PRODUCTS.....	0.0294	0.0872	0.0176
48	NICKEL PRODUCTS.....	0.0294	0.0873	0.0175
49	OTHER NON FERROUS METAL PRODUCTS.....	0.0288	0.0840	0.0218
50	BOILERS, TANKS & PLATES.....	0.0259	0.0647	0.0323
51	FABRICATED STRUCTURAL METAL PROD.....	0.0265	0.0679	0.0304
52	OTHER METAL FABRICATED PRODUCTS.....	0.0259	0.0651	0.0324
53	AGRICULTURAL MACHINERY.....	0.0215	0.0548	0.0399
54	OTHER INDUSTRIAL MACHINERY.....	0.0226	0.0578	0.0387
55	MOTOR VEHICLES.....	0.0219	0.0523	0.0303
56	MOTOR VEHICLE PARTS.....	0.0224	0.0534	0.0323
57	OTHER TRANSPORT EQUIPMENT.....	0.0218	0.0519	0.0309
58	APPLIANCES & RECEIVERS HOUSEHOLD.....	0.0221	0.0541	0.0406
59	OTHER ELECTRICAL PRODUCTS.....	0.0210	0.0527	0.0452
60	CEMENT & CONCRETE PRODUCTS.....	0.0450	0.1128	0.0307
61	OTHER NON METALLIC MINERAL PROD.....	0.0444	0.1108	0.0312
62	GASOLINE & FUEL OIL.....	0.0089	0.0452	0.0282
63	OTHER PETROLEUM & COAL PROD.....	0.0126	0.0496	0.0326
64	INDUSTRIAL CHEMICALS.....	0.0345	0.0680	0.0893
65	FERTILIZERS.....	0.0249	0.0973	0.0587
66	PHARMACEUTICALS.....	0.0348	0.0587	0.0930
67	OTHER CHEMICAL PRODUCTS.....	0.0347	0.0594	0.0903
68	SCIENTIFIC EQUIPMENT.....	0.0231	0.0570	0.0722
69	OTHER MANUFACTURED PRODUCTS.....	0.0234	0.0580	0.0712
70	RESIDENTIAL CONSTRUCTION.....	0.0286	0.0506	0.0207
71	NON-RESIDENTIAL CONSTRUCTION.....	0.0286	0.0506	0.0207
72	REPAIR CONSTRUCTION.....	0.0286	0.0506	0.0207
73	PIPELINE TRANSPORTATION.....	0.0088	0.0627	0.0213
74	TRANSPORTATION & STORAGE.....	0.0088	0.0628	0.0213
75	RADIO & TELEVISION BROADCASTING.....	0.0037	0.0287	0.0169
76	TELEPHONE & TELEGRAPH.....	0.0037	0.0287	0.0169
77	POSTAL SERVICES.....	0.0037	0.0287	0.0169
78	ELECTRIC POWER.....	0.0083	0.0214	0.0079
79	OTHER UTILITIES.....	0.0084	0.0221	0.0082
80	WHOLESALE MARGINS.....	0.0106	0.0578	0.0665
81	RETAIL MARGINS.....	0.0069	0.0624	0.0416
82	IMPUTED RENT OWNER OCCUP. DWEL.....	0.0044	0.0082	0.0036
83	OTHER FINANCIALS, REAL ESTATE.....	0.0043	0.0451	0.0383
84	BUSINESS SERVICES.....	0.0055	0.0663	0.0459
85	EDUCATION SERVICES.....	0.0057	0.0693	0.0182
86	HEALTH SERVICES.....	0.0057	0.0693	0.0182
87	AMUSEMENT & RECREATION SERVICES.....	0.0082	0.1254	0.0759
88	ACCOMMODATION & FOOD SERVICES.....	0.0171	0.0605	0.0349
89	OTHER PERSONAL & MISC. SERVICES.....	0.0095	0.0719	0.0410
90	TRANSPORTATION MARGINS.....	0.0087	0.0616	0.0209
91	OPERATING OFFICE LAB & FOOD.....	0.0371	1.0426	0.0327
92	TRAVEL, ADVERTISING & PROMOTION.....	0.0172	0.0465	1.0342

TABLE 72. MARGINS (AGGREGATION - M), 1968 (MILLIONS OF DOLLARS)

NO.	COMMODITY AGGREGATION - M	RETAIL	WHOLESALE	TAX	TRANSPORT	GAS	STORAGE	PIPELINE
1	GRAINS.....	--	70.5	--	108.6	--	100.8	--
2	LIVE ANIMALS.....	0.4	38.5	--	24.8	--	--	--
3	OTHER AGRICULTURAL PRODUCTS.....	148.9	108.4	0.5	76.1	--	2.7	--
4	FORESTRY PRODUCTS.....	2.1	7.3	--	71.1	--	--	--
5	FISH LANDINGS.....	3.8	13.8	--	8.9	--	--	--
6	HUNTING & TRAPPING PRODUCTS.....	--	1.3	--	0.8	--	--	--
7	IRON ORES & CONCENTRATES.....	--	--	--	92.8	--	--	--
8	OTHER METAL ORES & CONCENTRATES.....	--	--	--	82.8	--	--	--
9	COAL.....	2.5	8.0	--	33.8	--	--	--
10	CRUDE MINERAL OILS.....	--	--	--	1.7	--	--	221.0
11	NATURAL GAS.....	--	--	--	--	258.6	--	143.3
12	NON-METALLIC MINERALS.....	4.8	9.2	--	152.0	--	--	--
14	MEAT PRODUCTS.....	339.7	60.6	8.4	43.2	--	--	--
15	DAIRY PRODUCTS.....	176.2	48.1	--	22.0	--	--	--
16	FISH PRODUCTS.....	23.2	21.9	--	9.2	--	--	--
17	FRUITS & VEGETABLES PREPARATIONS.....	135.9	56.7	--	22.4	--	--	--
18	FEEDS.....	15.0	39.3	--	32.5	--	--	--
19	FLOUR, WHEAT, MEAL & OTHER CEREALS.....	11.9	16.3	--	10.9	--	--	--
20	BREAKFAST CEREAL & BAKERY PROD.....	153.4	32.1	--	19.7	--	--	--
21	SUGAR.....	14.7	10.1	--	6.0	--	--	--
22	MISC. FOOD PRODUCTS.....	188.9	76.8	28.0	38.8	--	--	--
23	SOFT DRINKS.....	50.7	10.6	29.3	5.1	--	--	--
24	ALCOHOLIC BEVERAGES.....	174.5	10.8	839.0	23.4	--	--	--
25	TOBACCO PROCESSED UNMANUFACTURED.....	--	--	--	2.5	--	--	--
26	CIGARETTES & TOBACCO MFG.....	106.2	58.9	560.6	4.4	--	--	--
27	TIRES & TUBES.....	42.6	39.9	24.5	20.0	--	--	--
28	OTHER RUBBER PRODUCTS.....	22.8	18.5	10.1	7.3	--	--	--
29	PLASTIC FABRICATED PRODUCTS.....	12.8	25.6	15.8	10.2	--	--	--
30	LEATHER & LEATHER PRODUCTS.....	161.5	22.1	42.7	9.2	--	--	--
31	YARNS & MAN MADE FIBRES.....	14.8	23.4	3.2	10.3	--	--	--
32	FABRICS.....	47.3	62.5	11.0	11.8	--	--	--
33	OTHER TEXTILE PRODUCTS.....	121.5	49.1	48.4	21.1	--	--	--
34	HOSIERY & KNITTED WEAR.....	190.5	20.2	39.0	12.4	--	--	--
35	CLOTHING & ACCESSORIES.....	699.2	80.6	128.8	52.6	--	--	--
36	LUMBER & TIMBER.....	5.1	91.7	26.1	124.0	--	--	--
37	VENEER & PLYWOOD.....	5.1	55.9	17.2	21.7	--	--	--
38	OTHER WOOD FABRICATED MATERIALS.....	0.7	66.4	27.6	31.4	--	--	--
39	FURNITURE & FIXTURES.....	176.8	35.3	63.9	20.3	--	--	--
40	PULP.....	--	3.3	--	38.3	--	--	--
41	NEWSPRINT & OTHER PAPER STOCK.....	5.0	80.6	9.0	116.0	--	--	--
42	PAPER PRODUCTS.....	86.9	88.5	56.7	54.4	--	--	--
43	PRINTING & PUBLISHING.....	66.0	65.8	57.8	27.3	--	--	--
45	IRON & STEEL PRODUCTS.....	--	98.6	40.2	89.0	--	--	--
46	ALUMINUM PRODUCTS.....	1.7	18.4	0.3	19.7	--	--	--
47	COPPER & COPPER ALLOY PRODUCTS.....	--	16.9	3.4	18.2	--	--	--
48	NICKEL PRODUCTS.....	--	3.6	0.1	17.6	--	--	--
49	OTHER NON FERROUS METAL PRODUCTS.....	0.9	237.5	0.8	44.2	--	--	--
50	BOILERS, TANKS & PLATES.....	1.3	22.7	14.8	7.4	--	--	--
51	FABRICATED STRUCTURAL METAL PROD.....	3.0	39.2	41.9	22.6	--	--	--
52	OTHER METAL FABRICATED PRODUCTS.....	70.9	264.7	84.1	94.3	--	--	--
53	AGRICULTURAL MACHINERY.....	16.3	107.8	--	15.5	--	--	--
54	OTHER INDUSTRIAL MACHINERY.....	25.9	531.1	125.8	113.0	--	--	--
55	MOTOR VEHICLES.....	338.7	301.4	226.8	62.7	--	--	--
56	MOTOR VEHICLE PARTS.....	178.2	263.8	73.0	67.2	--	--	--
57	OTHER TRANSPORT EQUIPMENT.....	13.5	35.6	77.3	21.5	--	--	--
58	APPLIANCES & RECEIVERS, HOUSEHOLD.....	208.4	85.9	116.3	18.5	--	--	--
59	OTHER ELECTRICAL PRODUCTS.....	47.8	221.8	116.4	52.9	--	--	--
60	CEMENT & CONCRETE PRODUCTS.....	0.5	28.7	48.1	32.6	--	--	--
61	OTHER NON-METALLIC MINERAL PROD.....	42.3	81.8	32.9	58.1	--	--	--
62	GASOLINE & FUEL OIL.....	439.9	439.1	1024.3	91.7	--	--	--
63	OTHER PETROLEUM & COAL PROD.....	24.5	79.3	14.1	34.4	1.6	--	8.0
64	INDUSTRIAL CHEMICALS.....	5.0	88.5	0.9	82.4	--	--	--
65	FERTILIZERS.....	5.6	10.4	--	35.5	--	--	--
66	PHARMACEUTICALS.....	155.6	43.9	19.8	6.9	--	--	--
67	OTHER CHEMICAL PRODUCTS.....	145.1	128.0	87.0	49.1	--	--	--
68	SCIENTIFIC EQUIPMENT.....	78.1	68.7	61.0	20.5	--	--	--
69	OTHER MANUFACTURED PRODUCTS.....	227.2	74.2	71.0	23.5	--	--	--
78	ELECTRIC POWER.....	--	--	22.1	--	--	--	--
84	BUSINESS SERVICES.....	--	--	11.9	--	--	--	--
87	AMUSEMENT & RECREATION SERVICES.....	--	--	60.0	--	--	--	--
89	OTHER PERSONAL & MISC. SERVICES.....	--	--	12.1	--	--	--	--
93	NON-COMPETING IMPORTS.....	28.3	19.2	--	13.6	--	--	--
	TOTAL.....	5270.5	4839.5	4433.8	2594.3	260.2	103.5	372.4

NOTE: DETAIL MAY NOT ADD DUE TO ROUNDING.

TABLE 73. MAKE (OUTPUT) MATRIX (AGGREGATION - S), 1969 (MILLIONS OF DOLLARS)

COMMODITY AGGREGATION - S	AGRICUL- TURE	FOREST- RY	FISHING, HUNTING & TRAPPING	MINES QUARRIES & OIL WELLS	MANUFAC- TURING	CONSTRUC- TION
NO						
1 GRAINS.....	1078.1	--	--	--	0.8	--
2 OTHER AGRICULTURAL PRODUCTS.....	3534.8	7.3	--	--	10.5	--
3 FORESTRY PRODUCTS.....	39.9	1299.9	--	--	37.6	--
4 FISHING & TRAPPING PRODUCTS.....	--	--	201.8	--	--	--
5 METALLIC ORES & CONCENTRATES.....	--	--	--	1931.7	168.0	--
6 MINERALS FUELS.....	--	--	--	1385.8	0.9	--
7 NON-METALLIC MINERALS.....	--	--	--	486.3	16.3	--
8 SERVICES INCIDENTAL TO MINING.....	--	--	--	374.8	--	--
9 MEAT,FISH & DAIRY PRODUCTS.....	56.2	--	--	--	3905.0	--
10 FRUIT,VEG.FEED,MISC.FOOD PROD.....	9.0	--	--	--	3169.8	--
11 BEVERAGES.....	--	--	--	--	1085.6	--
12 TOBACCO & TOBACCO PRODUCTS.....	--	--	--	--	532.5	--
13 RUBBER,LEATHER,PLASTIC FAB.PRO.....	--	--	--	--	1270.0	--
14 TEXTILE PRODUCTS.....	--	--	--	--	1725.4	--
15 KNITTED PRODUCTS & CLOTHING.....	--	--	--	--	1687.4	--
16 LUMBER,SAWMILL,OTHER WOOD PROD.....	--	10.1	--	--	2169.4	--
17 FURNITURE & FIXTURES.....	--	--	--	--	696.1	--
18 PAPER & PAPER PRODUCTS.....	--	--	--	--	3935.2	--
19 PRINTING & PUBLISHING.....	--	--	--	--	1473.2	--
20 PRIMARY METAL PRODUCTS.....	--	--	--	--	4456.7	--
21 METAL FABRICATED PRODUCTS.....	--	--	--	0.5	3027.7	--
22 MACHINERY & EQUIPMENT.....	--	0.1	--	15.4	1957.9	--
23 AUTOS,TRUCKS,OTHER TRANSP. EQP.....	--	--	--	--	6528.3	--
24 ELIC. & COMMUNICATIONS PROD.....	--	--	--	--	2796.0	--
25 NON-METALLIC MINERAL PRODUCTS.....	--	--	--	10.9	1284.6	--
26 PETROLEUM & COAL PRODUCTS.....	--	--	--	41.3	1755.3	--
27 CHEMICALS,CHEMICAL PROD.....	--	--	--	73.8	2652.7	--
28 MISC. MANUFACTURED PRODUCTS.....	--	--	--	--	1042.7	--
29 RESIDENTIAL CONSTRUCTION.....	--	--	--	--	--	1383.9
30 NON-RESIDENTIAL CONSTRUCTION.....	--	--	--	--	--	7298.6
31 REPAIR CONSTRUCTION.....	--	--	--	--	--	2523.0
32 TRANSPORTATION & STORAGE.....	--	2.7	--	--	7.0	--
33 COMMUNICATION SERVICES.....	--	--	--	--	--	--
34 OTHER UTILITIES.....	--	0.1	--	1.2	19.0	--
35 WHOLESALE MARGINS.....	--	3.0	--	1.0	1009.8	--
36 RETAIL MARGINS.....	--	--	--	--	--	--
37 IMPUTED RENT OWNER OCPD. DWEL.....	--	--	--	--	--	--
38 OTHER FINANCE,INS,REAL ESTATE.....	4.4	0.5	--	38.6	79.6	73.3
39 BUSINESS SERVICES.....	--	--	--	--	209.2	--
40 PERSONAL & OTHER MISC. SERVICE.....	--	30.8	1.6	18.0	211.8	76.9
41 TRANSPORTATION MARGINS.....	--	--	--	--	--	--
42 OPERATING,OFFICE,LAB & FOOD.....	--	--	--	--	--	--
43 TRAVEL, ADVERTISING, PROMOTION.....	--	--	--	--	--	--
TOTAL.....	4722.4	1354.6	283.4	4379.4	48922.2	13355.7

NOTE: DETAIL MAY NOT ADD DUE TO ROUNDING.

TABLE 73. MAKE (OUTPUT) MATRIX (AGGREGATION - S), 1969 (MILLIONS OF DOLLARS) - CONTINUED

COMMODITY AGGREGATION - S	TRANS. & STORAGE	COMMUNI- CATION	ELEC. POWER GAS,OTHER UTILITIES	WHOLESALE TRADE	RETAIL TRADE	FINANCE, INS. & REAL EST.
NO						
1 GRAINS.....	--	--	--	--	--	--
2 OTHER AGRICULTURAL PRODUCTS.....	--	--	--	--	3.4	--
3 FORESTRY PRODUCTS.....	--	--	1.5	--	--	--
4 FISHING & TRAPPING PRODUCTS.....	--	--	--	--	--	--
5 METALLIC ORES & CONCENTRATES.....	--	--	--	--	--	--
6 MINERALS FUELS.....	--	--	--	--	--	--
7 NON-METALLIC MINERALS.....	--	--	--	--	--	--
8 SERVICES INCIDENTAL TO MINING.....	--	--	--	--	--	--
9 MEAT,FISH & DAIRY PRODUCTS.....	--	--	--	6.9	254.9	--
10 FRUIT,VEG.FEED,MISC.FOOD PROD.....	--	--	--	14.5	3.0	--
11 BEVERAGES.....	--	--	--	--	--	--
12 TOBACCO & TOBACCO PRODUCTS.....	--	--	--	0.3	--	--
13 RUBBER,LEATHER,PLASTIC FAB.PRO.....	--	--	--	3.7	--	--
14 TEXTILE PRODUCTS.....	--	--	--	6.5	2.4	--
15 KNITTED PRODUCTS & CLOTHING.....	--	--	--	0.9	0.4	--
16 LUMBER,SAWMILL,OTHER WOOD PROD.....	--	--	--	1.4	--	--
17 FURNITURE & FIXTURES.....	--	--	--	3.6	--	--
18 PAPER & PAPER PRODUCTS.....	--	--	--	4.1	--	--
19 PRINTING & PUBLISHING.....	--	--	--	1.6	--	--
20 PRIMARY METAL PRODUCTS.....	--	--	--	--	--	--
21 METAL FABRICATED PRODUCTS.....	--	--	--	7.0	--	--
22 MACHINERY & EQUIPMENT.....	--	--	--	--	--	--
23 AUTOS,TRUCKS,OTHER TRANSP. EQP.....	24.6	--	--	1.9	--	--
24 ELIC. & COMMUNICATIONS PROD.....	--	106.0	--	2.1	--	--
25 NON-METALLIC MINERAL PRODUCTS.....	--	--	--	1.6	--	--
26 PETROLEUM & COAL PRODUCTS.....	--	--	0.4	--	--	--
27 CHEMICALS,CHEMICAL PROD.....	--	--	--	0.4	--	--
28 MISC. MANUFACTURED PRODUCTS.....	--	--	--	23.9	--	--
29 RESIDENTIAL CONSTRUCTION.....	--	--	--	--	--	--
30 NON-RESIDENTIAL CONSTRUCTION.....	--	--	--	--	--	--
31 REPAIR CONSTRUCTION.....	--	--	--	--	--	--
32 TRANSPORTATION & STORAGE.....	6420.1	--	--	--	9.8	0.2
33 COMMUNICATION SERVICES.....	--	2149.0	--	--	--	--
34 OTHER UTILITIES.....	9.2	--	1923.9	--	--	0.1
35 WHOLESALE MARGINS.....	8.5	--	--	4481.5	--	--
36 RETAIL MARGINS.....	7.8	--	20.2	--	5919.8	--
37 IMPUTED RENT OWNER OCPD. DWEL.....	--	--	--	--	--	4586.0
38 OTHER FINANCE,INS,REAL ESTATE.....	25.8	0.5	2.0	38.1	33.4	8613.8
39 BUSINESS SERVICES.....	8.1	46.9	0.1	--	--	6.9
40 PERSONAL & OTHER MISC. SERVICE.....	74.9	14.4	32.6	464.3	1109.1	64.6
41 TRANSPORTATION MARGINS.....	--	--	--	--	--	--
42 OPERATING,OFFICE,LAB & FOOD.....	--	--	--	--	--	--
43 TRAVEL, ADVERTISING, PROMOTION.....	--	--	--	--	--	--
TOTAL.....	6578.9	2316.9	1980.7	5064.4	7336.2	13291.6

NOTE: DETAIL MAY NOT ADD DUE TO ROUNDING.

TABLE 73. MAKE (OUTPUT) MATRIX (AGGREGATION - S), 1969 (MILLIONS OF DOLLARS) - CONCLUDED

NO.	COMMODITY AGGREGATION - S	BUSINESS & PERSONAL SERVICES	TRANS. MARGINS	OPERATING OFFICE SUPPLIES	TRAVEL, PROMOTION, ADVTG.	TOTAL INDUSTRIES
1	GRAINS.....	--	--	--	--	1078.9
2	OTHER AGRICULTURAL PRODUCTS.....	--	--	--	--	3555.9
3	FORESTRY PRODUCTS.....	--	--	--	--	1378.9
4	FISHING & TRAPPING PRODUCTS.....	--	--	--	--	201.8
5	METALLIC ORES & CONCENTRATES.....	--	--	--	--	2099.7
6	MINERALS FUELS.....	--	--	--	--	1386.7
7	NON-METALLIC MINERALS.....	--	--	--	--	502.6
8	SERVICES INCIDENTAL TO MINING.....	--	--	--	--	374.8
9	MEAT,FISH & DAIRY PRODUCTS.....	--	--	--	--	4223.0
10	FRUIT,VEG.FIELD,MISC.FOOD PROD.....	--	--	--	--	3196.4
11	BEVERAGES.....	--	--	--	--	1085.6
12	TOBACCO & TOBACCO PRODUCTS.....	--	--	--	--	532.8
13	RUBBER,LEATHER,PLASTIC FAB.PRO.....	--	--	--	--	1273.7
14	TEXTILE PRODUCTS.....	--	--	--	--	1734.3
15	KNITTED PRODUCTS & CLOTHING.....	--	--	--	--	1688.8
16	LUMBER,SAWMILL,OTHER WOOD PROD.....	--	--	--	--	2181.0
17	FURNITURE & FIXTURES.....	--	--	--	--	699.7
18	PAPER & PAPER PRODUCTS.....	--	--	--	--	3939.4
19	PRINTING & PUBLISHING.....	--	--	--	--	1474.8
20	PRIMARY METAL PRODUCTS.....	--	--	--	--	4457.2
21	METAL FABRICATED PRODUCTS.....	--	--	--	--	3034.7
22	MACHINERY & EQUIPMENT.....	--	--	--	--	1973.4
23	AUTOS,TRUCKS,OTHER TRANSP. EQP.....	--	--	--	--	6554.8
24	ELEC. & COMMUNICATIONS PROD.....	--	--	--	--	2904.1
25	NON-METALLIC MINERAL PRODUCTS.....	--	--	--	--	1297.2
26	PETROLEUM & COAL PRODUCTS.....	--	--	--	--	1797.0
27	CHEMICALS,CHEMICAL PROD.....	--	--	--	--	2726.8
28	MISC. MANUFACTURED PRODUCTS.....	--	--	--	--	1066.6
29	RESIDENTIAL CONSTRUCTION.....	--	--	--	--	3383.9
30	NON-RESIDENTIAL CONSTRUCTION.....	--	--	--	--	7298.6
31	REPAIR CONSTRUCTION.....	--	--	--	--	2523.0
32	TRANSPORTATION & STORAGE.....	--	--	--	--	6439.8
33	COMMUNICATION SERVICES.....	--	--	--	--	2149.0
34	OTHER UTILITIES.....	6.8	--	--	--	1960.3
35	WHOLESALE MARGINS.....	--	--	--	--	5503.9
36	RETAIL MARGINS.....	58.1	--	--	--	6006.0
37	IMPUTED RENT OWNER OCPD. DWEL.....	--	--	--	--	4586.0
38	OTHER FINANCE,INS.,REAL ESTATE.....	74.3	--	--	--	9004.4
39	BUSINESS SERVICES.....	1947.6	--	--	--	2218.8
40	PERSONAL & OTHER MISC. SERVICE.....	6805.9	--	--	--	8904.8
41	TRANSPORTATION MARGINS.....	--	2853.1	--	--	2853.1
42	OPERATING,OFFICE,LAB & FOOD.....	--	--	5525.5	--	5525.5
43	TRAVEL, ADVERTISING, PROMOTION.....	--	--	--	2824.4	2824.4
	TOTAL.....	8892.7	2853.1	5525.5	2824.4	129602.1

NOTE: DETAIL MAY NOT ADD DUE TO ROUNDING.

TABLE 74. USE (INPUT) MATRIX (AGGREGATION - S), 1969 (MILLIONS OF DOLLARS)

NO.	COMMODITY AGGREGATION - S	AGRICUL- TURE	FORES- TRY	FISHING, HUNTING & TRAPPING	MINES QUARRIES & OIL WELLS	MANUFAC- TURING	CONSTRUC- TION
1	GRAINS.....	37.4	--	--	--	279.7	--
2	OTHER AGRICULTURAL PRODUCTS.....	179.0	0.4	--	--	2300.2	6.6
3	FORESTRY PRODUCTS.....	0.3	138.2	--	--	1198.9	4.6
4	FISHING & TRAPPING PRODUCTS.....	--	--	2.1	--	161.6	--
5	METALLIC ORES & CONCENTRATES.....	--	--	--	2.6	1369.5	--
6	MINERALS FUELS.....	2.4	--	--	6.0	1257.5	6.3
7	NON-METALLIC MINERALS.....	5.1	--	0.6	16.2	176.3	54.5
8	SERVICES INCIDENTAL TO MINING.....	--	--	--	168.3	--	63.8
9	MEAT,FISH & DAIRY PRODUCTS.....	4.4	--	--	--	718.4	--
10	FRUIT,VEG.FIELD,MISC.FOOD PROD.....	455.0	2.6	--	--	684.4	--
11	BEVERAGES.....	--	--	--	--	38.1	--
12	TOBACCO & TOBACCO PRODUCTS.....	--	--	--	--	118.3	--
13	RUBBER,LEATHER,PLASTIC FAB.PRO.....	9.7	--	--	--	529.7	125.2
14	TEXTILE PRODUCTS.....	11.6	3.1	5.4	5.4	1523.9	51.0
15	KNITTED PRODUCTS & CLOTHING.....	--	--	--	--	141.0	--
16	LUMBER,SAWMILL,OTHER WOOD PROD.....	4.1	0.8	1.9	1.3	578.0	735.0
17	FURNITURE & FIXTURES.....	--	--	--	--	37.8	15.2
18	PAPER & PAPER PRODUCTS.....	3.1	--	--	7.1	1428.6	86.3
19	PRINTING & PUBLISHING.....	--	--	--	0.2	152.6	--
20	PRIMARY METAL PRODUCTS.....	--	--	--	30.6	2753.7	478.3
21	METAL FABRICATED PRODUCTS.....	21.0	9.3	0.8	5.1	1345.7	1307.7
22	MACHINERY & EQUIPMENT.....	44.6	5.9	2.3	40.9	344.9	204.2
23	AUTOS,TRUCKS,OTHER TRANSP. EQP.....	0.9	2.6	12.3	4.5	2485.0	23.1
24	ELEC. & COMMUNICATIONS PROD.....	--	--	5.3	4.1	843.6	--
25	NON-METALLIC MINERAL PRODUCTS.....	0.2	0.1	0.3	5.6	801.3	783.0
26	PETROLEUM & COAL PRODUCTS.....	192.6	22.3	12.2	42.2	344.0	131.6
27	CHEMICALS,CHEMICAL PROD.....	181.9	1.8	0.4	58.0	1511.0	89.7
28	MISC. MANUFACTURED PRODUCTS.....	--	--	3.3	--	269.0	82.4
29	RESIDENTIAL CONSTRUCTION.....	--	--	--	--	--	--
30	NON-RESIDENTIAL CONSTRUCTION.....	--	--	--	--	--	--
31	REPAIR CONSTRUCTION.....	93.6	16.0	0.4	120.0	190.7	6.0
32	TRANSPORTATION & STORAGE.....	17.4	142.7	2.4	41.7	337.5	105.9
33	COMMUNICATION SERVICES.....	12.5	3.2	0.4	10.8	250.1	20.0
34	OTHER UTILITIES.....	44.7	0.7	0.3	89.9	494.5	5.7
35	WHOLESALE MARGINS.....	120.2	9.2	4.7	39.4	1176.8	606.6
36	RETAIL MARGINS.....	27.5	1.4	1.4	4.5	42.7	84.3
37	IMPUTED RENT OWNER OCPD. DWEL.....	--	--	--	--	--	--
38	OTHER FINANCE,INS.,REAL ESTATE.....	170.6	113.3	2.8	369.3	709.8	189.6
39	BUSINESS SERVICES.....	6.4	4.9	0.4	123.1	517.8	439.3
40	PERSONAL & OTHER MISC. SERVICE.....	6.3	44.5	1.8	15.4	206.9	210.5
41	TRANSPORTATION MARGINS.....	72.7	2.4	1.9	17.3	906.6	238.4
42	OPERATING,OFFICE,LAB & FOOD.....	204.0	158.9	2.4	351.2	1534.6	178.3
43	TRAVEL, ADVERTISING, PROMOTION.....	0.3	5.7	--	26.7	1256.3	56.9
44	NON-COMPETING IMPORTS.....	--	--	--	--	245.7	--
45	UNALLOCATED IMPORTS & EXPORTS.....	--	--	--	--	--	--
46	NET INDIRECT TAXES.....	70.9	34.7	-3.9	108.1	474.5	816.9
47	LABOUR INCOME.....	327.4	465.1	47.5	951.1	11685.0	4311.0
48	NET INCOME UNINC. BUSINESS.....	1528.5	28.0	54.3	9.2	466.0	--
49	OTHER OPERATING SURPLUS.....	866.1	136.5	39.7	1703.5	5705.3	818.1
	TOTAL.....	4722.4	1354.6	283.4	4379.4	48922.2	13355.7

NOTE: DETAIL MAY NOT ADD DUE TO ROUNDING.

TABLE 74. USE (INPUT) MATRIX (AGGREGATION - S), 1969 (MILLIONS OF DOLLARS) - CONTINUED

NO.	COMMODITY AGGREGATION - S	TRANS. & STORAGE	COMMUNI- CATION	ELEC POWER GAS, OTHER UTILITIES	WHOLESALE TRADE	RETAIL TRADE	FINANCE, INS. & REAL EST.
1	GRAINS	--	--	--	2.8	--	--
2	OTHER AGRICULTURAL PRODUCTS	1.2	--	--	2.5	243.6	--
3	FORESTRY PRODUCTS	--	--	--	--	--	--
4	FISHING & TRAPPING PRODUCTS	--	--	--	--	--	--
5	METALLIC ORES & CONCENTRATES	--	--	0.8	0.1	--	--
6	MINERAL FUELS	11.5	--	68.0	2.1	12.0	5.7
7	NON-METALLIC MINERALS	2.0	--	--	--	--	--
8	SERVICES INCIDENTAL TO MINING	--	--	--	--	--	--
9	MEAT, FISH & DAIRY PRODUCTS	--	--	--	3.2	3.3	--
10	FRUIT, VEG., FEED, MISC. FOOD PROD.	0.6	--	--	1.9	--	--
11	BEVERAGES	--	--	--	--	--	--
12	TOBACCO & TOBACCO PRODUCTS	--	--	--	0.2	--	--
13	RUBBER, LEATHER, PLASTIC FAB. PRO.	59.2	--	--	13.1	13.4	--
14	TEXTILE PRODUCTS	6.2	1.0	--	9.7	2.1	--
15	KNITTED PRODUCTS & CLOTHING	--	--	--	--	11.0	--
16	LUMBER, SAWMILL, OTHER WOOD PROD.	--	--	--	13.0	4.5	--
17	FURNITURE & FIXTURES	--	--	--	--	--	--
18	PAPER & PAPER PRODUCTS	2.7	--	--	49.4	120.7	--
19	PRINTING & PUBLISHING	3.4	17.6	1.1	9.9	7.6	16.8
20	PRIMARY METAL PRODUCTS	5.8	--	--	3.7	--	--
21	METAL FABRICATED PRODUCTS	3.0	--	--	24.2	24.0	--
22	MACHINERY & EQUIPMENT	1.5	0.1	--	--	--	--
23	AUTOS, TRUCKS, OTHER TRANSP. EQP.	178.6	--	--	--	--	--
24	ELEC. & COMMUNICATIONS PROD.	12.2	52.8	--	0.1	--	--
25	NON-METALLIC MINERAL PRODUCTS	1.8	--	--	1.4	1.4	--
26	PETROLEUM & COAL PRODUCTS	222.2	3.3	27.4	55.8	43.1	14.9
27	CHEMICALS, CHEMICAL PROD.	6.2	1.1	0.1	6.4	6.8	--
28	MISC. MANUFACTURED PRODUCTS	3.9	3.8	--	2.3	5.6	--
29	RESIDENTIAL CONSTRUCTION	--	--	--	--	--	--
30	NON-RESIDENTIAL CONSTRUCTION	--	--	--	--	--	--
31	REPAIR CONSTRUCTION	193.6	58.8	100.8	6.5	44.8	1063.0
32	TRANSPORTATION & STORAGE	601.5	94.8	5.1	159.4	77.8	5.7
33	COMMUNICATION SERVICES	82.4	55.1	7.6	99.9	151.6	182.1
34	OTHER UTILITIES	31.8	7.2	31.9	29.9	122.3	59.2
35	WHOLESALE MARGINS	98.3	4.0	9.1	52.1	27.0	5.1
36	RETAIL MARGINS	48.5	20.9	2.2	11.8	11.8	3.1
37	IMPLIED RENT OWNER OCPD. DWEL.	--	--	--	--	--	--
38	OTHER FINANCE, INS., REAL ESTATE	189.9	40.6	41.1	264.8	532.3	851.9
39	BUSINESS SERVICES	42.3	29.3	11.9	100.5	59.2	202.8
40	PERSONAL & OTHER MISC. SERVICE	167.3	55.4	11.4	49.9	44.2	59.7
41	TRANSPORTATION MARGINS	24.3	1.6	11.6	10.0	12.8	1.4
42	OPERATING OFFICE, LAB. & FOOD	321.1	52.1	34.7	231.2	336.2	304.6
43	TRAVEL, ADVERTISING, PROMOTION	78.1	23.4	8.9	307.5	255.4	263.0
44	NON-COMPETING IMPORTS	--	--	--	--	2.8	--
45	UNALLOCATED IMPORTS & EXPORTS	--	--	--	--	--	--
46	NET INDIRECT TAXES	276.1	-82.1	57.8	54.2	216.1	2325.6
47	LABOUR INCOME	2485.3	1046.8	459.3	2386.6	3360.4	2344.2
48	NET INCOME UNINC. BUSINESS	152.8	--	1.8	219.2	650.7	1523.1
49	OTHER OPERATING SURPLUS	1263.9	829.2	1088.1	879.4	931.4	4059.7
	TOTAL	6578.9	2316.9	1980.7	5064.4	7336.2	13291.6

NOTE: DETAIL MAY NOT ADD DUE TO ROUNDING.

TABLE 74. USE (INPUT) MATRIX (AGGREGATION - S), 1969 (MILLIONS OF DOLLARS) - CONCLUDED

NO.	COMMODITY AGGREGATION - S	BUSINESS & PERSONAL SERVICES	TRANS. MARGINS	OPERATING OFFICE SUPPLIES	TRAVEL, PROMOTION, ADVTG.	TOTAL INDUSTRIES
1	GRAINS	--	--	--	--	319.9
2	OTHER AGRICULTURAL PRODUCTS	60.4	--	38.0	--	2832.0
3	FORESTRY PRODUCTS	--	--	--	--	1342.1
4	FISHING & TRAPPING PRODUCTS	8.8	--	1.6	--	174.1
5	METALLIC ORES & CONCENTRATES	0.6	--	--	--	1373.8
6	MINERAL FUELS	2.7	--	--	--	1374.1
7	NON-METALLIC MINERALS	0.4	--	0.4	--	255.5
8	SERVICES INCIDENTAL TO MINING	--	--	--	--	232.1
9	MEAT, FISH & DAIRY PRODUCTS	454.2	--	138.0	--	1321.5
10	FRUIT, VEG., FEED, MISC. FOOD PROD.	127.6	--	81.0	--	1353.1
11	BEVERAGES	12.1	--	11.9	40.2	102.2
12	TOBACCO & TOBACCO PRODUCTS	--	--	--	--	118.4
13	RUBBER, LEATHER, PLASTIC FAB. PRO.	8.4	--	216.3	3.4	978.5
14	TEXTILE PRODUCTS	57.8	--	32.7	--	1710.0
15	KNITTED PRODUCTS & CLOTHING	2.1	--	10.9	--	165.1
16	LUMBER, SAWMILL, OTHER WOOD PROD.	17.3	--	2.8	--	1358.7
17	FURNITURE & FIXTURES	1.2	--	--	--	54.2
18	PAPER & PAPER PRODUCTS	48.2	--	254.8	1.8	2002.8
19	PRINTING & PUBLISHING	7.5	--	331.7	646.9	1195.2
20	PRIMARY METAL PRODUCTS	3.0	--	17.5	--	3292.6
21	METAL FABRICATED PRODUCTS	6.3	--	337.2	--	3084.3
22	MACHINERY & EQUIPMENT	0.1	--	634.5	--	1278.9
23	AUTOS, TRUCKS, OTHER TRANSP. EQP.	--	--	382.6	31.1	3130.7
24	ELEC. & COMMUNICATIONS PROD.	0.7	--	207.9	3.9	1684.0
25	NON-METALLIC MINERAL PRODUCTS	8.2	--	27.6	--	1330.9
26	PETROLEUM & COAL PRODUCTS	47.3	--	2.6	42.8	1204.3
27	CHEMICALS, CHEMICAL PROD.	84.9	--	278.1	1.8	2228.2
28	MISC. MANUFACTURED PRODUCTS	71.5	--	183.6	57.4	682.8
29	RESIDENTIAL CONSTRUCTION	--	--	--	--	--
30	NON-RESIDENTIAL CONSTRUCTION	--	--	--	--	--
31	REPAIR CONSTRUCTION	21.3	--	--	--	1915.5
32	TRANSPORTATION & STORAGE	22.1	2853.1	--	422.7	4889.9
33	COMMUNICATION SERVICES	120.8	--	--	227.3	1223.7
34	OTHER UTILITIES	55.8	--	--	--	973.9
35	WHOLESALE MARGINS	78.8	--	558.7	37.8	2827.9
36	RETAIL MARGINS	32.0	--	218.9	42.2	553.3
37	IMPLIED RENT OWNER OCPD. DWEL.	--	--	--	--	--
38	OTHER FINANCE, INS., REAL ESTATE	405.9	--	--	--	3882.0
39	BUSINESS SERVICES	149.8	--	--	285.2	1972.8
40	PERSONAL & OTHER MISC. SERVICE	222.0	--	869.7	629.8	2594.8
41	TRANSPORTATION MARGINS	30.0	--	138.2	12.9	1482.1
42	OPERATING OFFICE, LAB. & FOOD	489.4	--	--	--	4198.9
43	TRAVEL, ADVERTISING, PROMOTION	220.2	--	--	--	2502.4
44	NON-COMPETING IMPORTS	5.3	--	3.7	--	257.5
45	UNALLOCATED IMPORTS & EXPORTS	--	--	82.5	125.7	208.2
46	NET INDIRECT TAXES	198.9	--	462.2	211.5	5221.6
47	LABOUR INCOME	2910.9	--	--	--	32780.4
48	NET INCOME UNINC. BUSINESS	1916.7	--	--	--	6635.3
49	OTHER OPERATING SURPLUS	981.4	--	--	--	19302.2
	TOTAL	8892.7	2853.1	5525.5	2824.4	129602.1

NOTE: DETAIL MAY NOT ADD DUE TO ROUNDING.

TABLE 75. FINAL DEMAND MATRIX (AGGREGATION - S), 1969 (MILLIONS OF DOLLARS)

NO	COMMODITY AGGREGATION - S	CONS. EXP. DURABLE	CONS. EXP. SEMI DURABLE	CONS. EXP. NON DURABLE	CONS. EXP. SERVICES	CONSTR. BUSINESS	CONSTR. GOVERNMENT	MACHINERY EQUIPMENT BUSINESS	MACHINERY EQUIPMENT GOVERNMENT
1	GRAINS	--	--	--	--	--	--	--	--
2	OTHER AGRICULTURAL PRODUCTS	--	15.1	698.6	16.0	--	--	--	--
3	FORESTRY PRODUCTS	--	--	24.4	--	--	--	--	--
4	FISHING & TRAPPING PRODUCTS	--	--	7.0	--	--	--	--	--
5	METALLIC ORES & CONCENTRATES	--	--	--	--	--	--	--	--
6	MINERALS FUELS	--	--	62.2	11.4	--	--	--	--
7	NON-METALLIC MINERALS	--	3.1	6.3	--	--	--	--	--
8	SERVICES INCIDENTAL TO MINING	--	--	--	--	142.7	--	--	--
9	MEAT, FISH & DAIRY PRODUCTS	--	--	2770.5	--	--	--	--	--
10	FRUIT, VEG. FLD, MISC. FOOD PROD.	--	--	2028.2	--	--	--	--	--
11	BEVERAGES	--	--	883.6	--	--	--	--	--
12	TOBACCO & TOBACCO PRODUCTS	--	--	357.9	--	--	--	--	--
13	RUBBER, LEATHER, PLASTIC FAB. PRO.	109.1	473.0	14.3	--	--	--	8.0	1.7
14	TEXTILE PRODUCTS	169.0	278.4	58.2	--	--	--	5.6	0.6
15	KNITTED PRODUCTS & CLOTHING	--	1727.8	--	--	--	--	--	--
16	LUMBER, SAWMILL, OTHER WOOD PROD.	20.9	21.6	0.4	--	--	--	15.1	0.2
17	FURNITURE & FIXTURES	473.4	15.1	--	--	--	--	150.8	26.4
18	PAPER & PAPER PRODUCTS	--	14.2	193.3	--	--	--	--	--
19	PRINTING & PUBLISHING	--	409.0	--	24.1	--	--	--	--
20	PRIMARY METAL PRODUCTS	--	4.4	--	--	--	--	-58.0	--
21	METAL FABRICATED PRODUCTS	29.1	107.8	10.7	--	--	--	134.8	13.6
22	MACHINERY & EQUIPMENT	28.3	21.3	--	--	--	--	1859.3	53.2
23	AUTOS, TRUCKS, OTHER TRANSP. EQP.	2101.0	--	--	--	38.9	--	1128.3	96.4
24	ELEC. & COMMUNICATIONS PROD.	746.5	53.2	--	--	--	--	845.2	18.6
25	NON-METALLIC MINERAL PRODUCTS	--	60.1	--	--	--	--	13.1	0.1
26	PETROLEUM & COAL PRODUCTS	--	0.7	770.9	10.2	--	--	--	--
27	CHEMICALS, CHEMICAL PROD.	10.8	67.2	586.8	--	--	--	--	--
28	MISC. MANUFACTURED PRODUCTS	434.5	236.4	66.0	7.3	--	--	173.5	58.7
29	RESIDENTIAL CONSTRUCTION	--	--	--	--	3369.9	14.0	--	--
30	NON-RESIDENTIAL CONSTRUCTION	--	--	--	--	4573.0	2706.5	--	--
31	REPAIR CONSTRUCTION	--	--	--	31.4	--	--	--	--
32	TRANSPORTATION & STORAGE	--	--	43.4	914.8	--	--	--	--
33	COMMUNICATION SERVICES	--	--	--	278.1	--	--	--	--
34	OTHER UTILITIES	--	--	779.8	206.5	--	--	--	--
35	WHOLESALE MARGINS	465.9	269.3	737.2	5.9	5.5	--	598.5	23.6
36	RETAIL MARGINS	1340.5	1597.7	2346.1	8.8	3.5	--	130.3	8.4
37	IMPLIED RENT OWNER OCUP. DWEL.	--	--	--	4586.0	--	--	--	--
38	OTHER FINANCIALS, REAL ESTATE	--	--	--	4713.9	532.0	--	--	--
39	BUSINESS SERVICES	--	--	--	244.3	--	--	--	--
40	PERSONAL & OTHER MISC. SERVICE	517.0	56.8	--	5654.4	--	--	--	--
41	TRANSPORTATION MARGINS	88.4	113.2	230.9	1.8	0.8	--	112.4	6.3
42	OPERATING OFFICE LAB & FOOD	--	--	--	214.0	--	--	--	--
43	TRAVEL, ADVERTISING, PROMOTION	--	--	--	58.1	--	--	--	--
44	NON-COMPETING IMPORTS	--	--	113.7	--	--	--	--	--
45	UNALLOCATED IMPORTS & EXPORTS	--	--	--	151.0	--	--	--	--
46	NET INDIRECT TAXES	808.5	587.9	2504.5	223.9	4.4	--	443.1	27.1
47	LABOUR INCOME	--	--	--	1537.2	--	--	--	--
48	NET INCOME UNINC. BUSINESS	--	--	--	--	--	--	--	--
49	OTHER OPERATING SURPLUS	--	--	--	111.2	--	--	--	--
	TOTAL	7343.0	6133.4	15294.9	19510.4	8670.6	2720.5	5560.1	335.0

NOTE: DETAIL MAY NOT ADD DUE TO ROUNDING.

TABLE 75. FINAL DEMAND MATRIX (AGGREGATION - S), 1969 (MILLIONS OF DOLLARS) - CONCLUDED

NO	COMMODITY AGGREGATION - S	INVENTORIES	DOMESTIC EXPORTS	RE-EXPORTS	IMPORTS	GOVT. GROSS CURRENT EXPEND.	GOVT. SALE OF GOOD & SERVICES	FINAL EXPEND. ON GDP
1	GRAINS	413.4	397.5	--	-41.9	--	--	759.0
2	OTHER AGRICULTURAL PRODUCTS	116.6	204.3	3.9	-340.4	16.2	-0.3	723.9
3	FORESTRY PRODUCTS	-3.3	46.0	0.1	-30.4	--	--	36.8
4	FISHING & TRAPPING PRODUCTS	0.7	60.8	0.8	-41.4	--	-0.2	27.7
5	METALLIC ORES & CONCENTRATES	136.1	860.0	1.7	-271.8	--	--	725.9
6	MINERALS FUELS	10.5	638.9	--	-699.3	14.9	-26.2	12.6
7	NON-METALLIC MINERALS	17.0	289.7	3.0	-80.4	18.7	-0.1	247.2
8	SERVICES INCIDENTAL TO MINING	--	--	--	--	--	--	142.7
9	MEAT, FISH & DAIRY PRODUCTS	-27.7	374.9	10.0	-224.5	--	-1.6	2901.5
10	FRUIT, VEG. FLD, MISC. FOOD PROD.	17.9	199.4	8.6	-410.8	--	--	1843.3
11	BEVERAGES	30.4	195.6	0.1	-126.3	--	--	983.5
12	TOBACCO & TOBACCO PRODUCTS	6.1	65.1	--	-14.7	--	--	414.4
13	RUBBER, LEATHER, PLASTIC FAB. PRO.	42.7	62.3	3.8	-419.7	--	--	295.2
14	TEXTILE PRODUCTS	41.1	77.8	5.3	-629.8	18.1	--	24.3
15	KNITTED PRODUCTS & CLOTHING	-43.6	66.7	2.7	-238.9	10.7	-1.7	1523.7
16	LUMBER, SAWMILL, OTHER WOOD PROD.	132.6	779.5	1.5	-148.7	--	-0.8	822.3
17	FURNITURE & FIXTURES	7.7	30.1	0.8	-62.2	3.5	-0.2	645.5
18	PAPER & PAPER PRODUCTS	5.5	1916.0	1.8	-194.3	--	--	1936.5
19	PRINTING & PUBLISHING	12.9	23.6	5.1	-253.8	66.6	-8.0	279.7
20	PRIMARY METAL PRODUCTS	117.5	1783.6	50.4	-740.6	7.4	--	1164.7
21	METAL FABRICATED PRODUCTS	128.5	167.6	16.1	-678.8	21.0	--	-49.6
22	MACHINERY & EQUIPMENT	347.1	516.1	78.0	-2230.8	22.6	-41.7	694.5
23	AUTOS, TRUCKS, OTHER TRANSP. EQP.	90.9	3771.9	119.0	-4127.2	205.3	-0.5	3424.0
24	ELEC. & COMMUNICATIONS PROD.	163.6	379.3	29.7	-1070.7	54.6	--	1220.1
25	NON-METALLIC MINERAL PRODUCTS	49.1	76.0	1.3	-233.5	--	--	-33.7
26	PETROLEUM & COAL PRODUCTS	-51.8	59.3	3.9	-786.0	95.0	-13.4	592.7
27	CHEMICALS, CHEMICAL PROD.	29.2	470.1	12.8	-786.0	111.7	-4.0	498.6
28	MISC. MANUFACTURED PRODUCTS	32.5	156.2	31.2	-882.9	81.3	-10.9	383.9
29	RESIDENTIAL CONSTRUCTION	--	--	--	--	--	--	3383.9
30	NON-RESIDENTIAL CONSTRUCTION	--	--	--	--	19.2	--	7298.6
31	REPAIR CONSTRUCTION	--	--	--	--	576.1	--	607.5
32	TRANSPORTATION & STORAGE	--	515.0	--	-102.0	233.0	-54.3	1549.9
33	COMMUNICATION SERVICES	--	24.7	--	-24.0	146.9	-0.4	925.3
34	OTHER UTILITIES	--	18.2	--	-8.7	194.3	-203.9	986.3
35	WHOLESALE MARGINS	--	574.0	23.0	-81.9	55.1	--	2676.0
36	RETAIL MARGINS	--	--	--	--	17.5	--	5452.7
37	IMPLIED RENT OWNER OCUP. DWEL.	--	--	--	--	--	--	4586.0
38	OTHER FINANCIALS, REAL ESTATE	--	57.7	--	-259.9	250.3	-171.5	5122.5
39	BUSINESS SERVICES	--	146.3	--	-407.4	292.6	-24.8	245.9
40	PERSONAL & OTHER MISC. SERVICE	--	3.5	--	-14.4	793.5	-700.6	6310.1
41	TRANSPORTATION MARGINS	--	785.5	8.4	--	23.3	--	1370.9
42	OPERATING OFFICE LAB & FOOD	--	--	--	--	1112.6	--	1326.6
43	TRAVEL, ADVERTISING, PROMOTION	--	--	--	--	263.9	--	322.0
44	NON-COMPETING IMPORTS	0.8	--	1.1	-373.1	--	--	-257.5
45	UNALLOCATED IMPORTS & EXPORTS	--	1557.4	--	-1916.6	--	--	-208.2
46	NET INDIRECT TAXES	--	0.4	--	825.0	75.7	--	5500.5
47	LABOUR INCOME	--	--	--	--	9695.5	--	11232.7
48	NET INCOME UNINC. BUSINESS	--	--	--	--	--	--	--
49	OTHER OPERATING SURPLUS	--	--	--	--	1103.3	--	1214.5
	TOTAL	1814.1	17350.8	424.1	-17634.8	15690.2	-1235.2	81887.1

NOTE: DETAIL MAY NOT ADD DUE TO ROUNDING.

TABLE 76. IMPACT (INVERSE) MATRIX (AGGREGATION - S), 1969

NO.	COMMODITY AGGREGATION - S	AGRICUL- TURE	FOREST- RY	FISHING, HUNTING & TRAPPING	MINES QUARRIES & OIL WELLS	MANUFAC- TURING	CONSTRUC- TION	TRANS. & STORAGE	COMMUNI- CATION
1	GRAINS	1.0586	0.0075	0.0008	0.0152	0.2889	0.0293	0.0378	0.0084
2	OTHER AGRICULTURAL PRODUCTS	1.0533	0.0098	0.0008	0.0152	0.2910	0.0292	0.0381	0.0084
3	FORESTRY PRODUCTS	0.0462	1.0457	0.0006	0.0102	0.2060	0.0288	0.1378	0.0108
4	FISHING & TRAPPING PRODUCTS	0.0119	0.0057	1.0086	0.0125	0.2202	0.0072	0.0344	0.0087
5	METALLIC ORES & CONCENTRATES	0.0135	0.0061	0.0007	0.9718	0.2391	0.0386	0.0309	0.0092
6	MINERALS FUELS	0.0084	0.0036	0.0004	1.0507	0.1372	0.0405	0.0285	0.0087
7	NON-METALLIC MINERALS	0.0105	0.0046	0.0005	1.0191	0.1780	0.0397	0.0295	0.0089
8	SERVICES INCIDENTAL TO MINING	0.0083	0.0036	0.0004	1.0514	0.1364	0.0405	0.0285	0.0087
9	MEAT, FISH & DAIRY PRODUCTS	0.0842	0.0333	0.0035	0.0532	1.3241	0.0159	0.0559	0.0161
10	FRUIT, VEG. FEED, MISC. FOOD PROD.	0.0758	0.0354	0.0037	0.0565	1.4100	0.0157	0.0577	0.0154
11	BEVERAGES	0.0733	0.0357	0.0037	0.0569	1.4203	0.0157	0.0578	0.0154
12	TOBACCO & TOBACCO PRODUCTS	0.0733	0.0357	0.0037	0.0568	1.4195	0.0157	0.0578	0.0154
13	RUBBER, LEATHER, PLASTIC FAB. PRO.	0.0732	0.0356	0.0037	0.0567	1.4166	0.0156	0.0578	0.0154
14	TEXTILE PRODUCTS	0.0730	0.0355	0.0037	0.0566	1.4136	0.0156	0.0578	0.0155
15	KNITTED PRODUCTS & CLOTHING	0.0733	0.0357	0.0037	0.0568	1.4193	0.0157	0.0578	0.0154
16	LUMBER, SAWMILL, OTHER WOOD PROD.	0.0730	0.0407	0.0037	0.0566	1.4136	0.0157	0.0582	0.0154
17	FURNITURE & FIXTURES	0.0730	0.0355	0.0037	0.0566	1.4136	0.0156	0.0578	0.0155
18	PAPER & PAPER PRODUCTS	0.0733	0.0357	0.0037	0.0568	1.4190	0.0157	0.0578	0.0154
19	PRINTING & PUBLISHING	0.0733	0.0357	0.0037	0.0568	1.4189	0.0157	0.0578	0.0154
20	PRIMARY METAL PRODUCTS	0.0733	0.0357	0.0037	0.0570	1.4202	0.0157	0.0578	0.0154
21	METAL FABRICATED PRODUCTS	0.0732	0.0356	0.0037	0.0567	1.4173	0.0157	0.0578	0.0154
22	MACHINERY & EQUIPMENT	0.0728	0.0355	0.0037	0.0646	1.4102	0.0159	0.0576	0.0153
23	AUTOS, TRUCKS, OTHER TRANSP. EQP.	0.0731	0.0356	0.0037	0.0567	1.4152	0.0157	0.0618	0.0154
24	ELEC. & COMMUNICATIONS PROD.	0.0708	0.0344	0.0036	0.0549	1.3706	0.0162	0.0577	0.0154
25	NON-METALLIC MINERAL PRODUCTS	0.0727	0.0354	0.0037	0.0652	1.4079	0.0159	0.0576	0.0154
26	PETROLEUM & COAL PRODUCTS	0.0718	0.0349	0.0036	0.0797	1.3905	0.0162	0.0572	0.0152
27	CHEMICALS, CHEMICAL PROD.	0.0716	0.0348	0.0036	0.0838	1.3854	0.0163	0.0570	0.0152
28	MISC. MANUFACTURED PRODUCTS	0.0719	0.0350	0.0036	0.0557	1.3912	0.0156	0.0578	0.0157
29	RESIDENTIAL CONSTRUCTION	0.0236	0.0116	0.0012	0.0266	0.4315	1.0090	0.0503	0.0111
30	NON-RESIDENTIAL CONSTRUCTION	0.0236	0.0116	0.0012	0.0266	0.4315	1.0090	0.0503	0.0111
31	REPAIR CONSTRUCTION	0.0236	0.0116	0.0012	0.0266	0.4315	1.0090	0.0503	0.0111
32	TRANSPORTATION & STORAGE	0.0093	0.0045	0.0004	0.0089	0.1507	0.0390	1.1132	0.0195
33	COMMUNICATION SERVICES	0.0053	0.0023	0.0003	0.0041	0.0829	0.0313	0.0544	1.0292
34	OTHER UTILITIES	0.0044	0.0021	0.0002	0.0233	0.0765	0.0553	0.0220	0.0068
35	WHOLESALE MARGINS	0.0204	0.0098	0.0010	0.0157	0.3606	0.0118	0.0585	0.0273
36	RETAIL MARGINS	0.0175	0.0030	0.0003	0.0067	0.1107	0.0175	0.0308	0.0279
37	IMPLIED RENT OWNER OCPD, DWEL.	0.0043	0.0019	0.0002	0.0045	0.0717	0.0880	0.0125	0.0190
38	OTHER FINANCE, INS., REAL ESTATE	0.0059	0.0024	0.0003	0.0097	0.0885	0.0931	0.0168	0.0190
39	BUSINESS SERVICES	0.0231	0.0078	0.0015	0.0134	0.3043	0.0122	0.0315	0.0418
40	PERSONAL & OTHER MISC. SERVICE	0.0213	0.0092	0.0014	0.0119	0.2068	0.0217	0.0367	0.0236
41	TRANSPORTATION MARGINS	0.0091	0.0044	0.0004	0.0087	0.1469	0.0380	1.0853	0.0190
42	OPERATING, OFFICE, LAB & FOOD	0.0411	0.0159	0.0019	0.0265	0.6038	0.0121	0.0616	0.0146
43	TRAVEL, ADVERTISING, PROMOTION	0.0263	0.0120	0.0014	0.0193	0.4389	0.0180	0.1968	0.0976

TABLE 76. IMPACT (INVERSE) MATRIX (AGGREGATION - S), 1969 - CONCLUDED

NO.	COMMODITY AGGREGATION - S	ELEC. POWER GAS, OTHER UTILITIES	WHOLESALE TRADE	RETAIL TRADE	FINANCE, INS., & REAL EST.	BUSINESS & PERSONAL SERVICES	TRANS. MARGINS	OPERATING OFFICE SUPPLIES	TRAVEL, PROMOTION, ADVTC.
1	GRAINS	0.0129	0.0364	0.0128	0.0488	0.0207	0.0243	0.0641	0.0125
2	OTHER AGRICULTURAL PRODUCTS	0.0129	0.0364	0.0137	0.0489	0.0208	0.0243	0.0642	0.0126
3	FORESTRY PRODUCTS	0.0063	0.0303	0.0183	0.1010	0.0595	0.0116	0.1472	0.0176
4	FISHING & TRAPPING PRODUCTS	0.0043	0.0281	0.0114	0.0230	0.0186	0.0146	0.0266	0.0093
5	METALLIC ORES & CONCENTRATES	0.0214	0.0242	0.0101	0.0903	0.0463	0.0121	0.0955	0.0176
6	MINERALS FUELS	0.0219	0.0229	0.0100	0.0948	0.0469	0.0106	0.0981	0.0154
7	NON-METALLIC MINERALS	0.0217	0.0234	0.0101	0.0930	0.0467	0.0112	0.0971	0.0163
8	SERVICES INCIDENTAL TO MINING	0.0219	0.0229	0.0100	0.0949	0.0469	0.0105	0.0982	0.0154
9	MEAT, FISH & DAIRY PRODUCTS	0.0159	0.0397	0.0715	0.0402	0.0395	0.0289	0.0651	0.0421
10	FRUIT, VEG. FEED, MISC. FOOD PROD.	0.0158	0.0440	0.0122	0.0377	0.0402	0.0303	0.0655	0.0425
11	BEVERAGES	0.0158	0.0396	0.0112	0.0375	0.0402	0.0304	0.0656	0.0425
12	TOBACCO & TOBACCO PRODUCTS	0.0158	0.0402	0.0112	0.0375	0.0402	0.0304	0.0656	0.0425
13	RUBBER, LEATHER, PLASTIC FAB. PRO.	0.0158	0.0424	0.0112	0.0376	0.0402	0.0304	0.0655	0.0426
14	TEXTILE PRODUCTS	0.0158	0.0433	0.0126	0.0377	0.0402	0.0303	0.0655	0.0426
15	KNITTED PRODUCTS & CLOTHING	0.0158	0.0401	0.0115	0.0375	0.0402	0.0304	0.0656	0.0425
16	LUMBER, SAWMILL, OTHER WOOD PROD.	0.0158	0.0402	0.0113	0.0378	0.0403	0.0303	0.0660	0.0424
17	FURNITURE & FIXTURES	0.0158	0.0447	0.0112	0.0376	0.0402	0.0303	0.0655	0.0426
18	PAPER & PAPER PRODUCTS	0.0158	0.0406	0.0112	0.0375	0.0402	0.0304	0.0656	0.0425
19	PRINTING & PUBLISHING	0.0158	0.0407	0.0112	0.0375	0.0402	0.0304	0.0656	0.0425
20	PRIMARY METAL PRODUCTS	0.0158	0.0396	0.0113	0.0375	0.0402	0.0304	0.0656	0.0425
21	METAL FABRICATED PRODUCTS	0.0158	0.0419	0.0112	0.0376	0.0402	0.0304	0.0655	0.0425
22	MACHINERY & EQUIPMENT	0.0159	0.0395	0.0112	0.0380	0.0402	0.0303	0.0658	0.0423
23	AUTOS, TRUCKS, OTHER TRANSP. EQP.	0.0158	0.0399	0.0112	0.0375	0.0402	0.0304	0.0656	0.0424
24	ELEC. & COMMUNICATIONS PROD.	0.0154	0.0393	0.0114	0.0371	0.0402	0.0295	0.0644	0.0415
25	NON-METALLIC MINERAL PRODUCTS	0.0159	0.0407	0.0112	0.0380	0.0403	0.0302	0.0658	0.0423
26	PETROLEUM & COAL PRODUCTS	0.0162	0.0392	0.0112	0.0388	0.0403	0.0300	0.0663	0.0419
27	CHEMICALS, CHEMICAL PROD.	0.0160	0.0393	0.0112	0.0391	0.0404	0.0299	0.0664	0.0418
28	MISC. MANUFACTURED PRODUCTS	0.0156	0.0616	0.0112	0.0380	0.0404	0.0299	0.0654	0.0431
29	RESIDENTIAL CONSTRUCTION	0.0064	0.0533	0.0143	0.0323	0.0559	0.0282	0.0413	0.0221
30	NON-RESIDENTIAL CONSTRUCTION	0.0064	0.0533	0.0143	0.0323	0.0559	0.0282	0.0413	0.0221
31	REPAIR CONSTRUCTION	0.0064	0.0533	0.0143	0.0323	0.0559	0.0282	0.0413	0.0221
32	TRANSPORTATION & STORAGE	0.0076	0.0269	0.0196	0.0410	0.0448	0.0099	0.0673	0.0218
33	COMMUNICATION SERVICES	0.0048	0.0104	0.0163	0.0252	0.0400	0.0042	0.0337	0.0160
34	OTHER UTILITIES	0.0074	0.0112	0.0051	0.0271	0.0227	0.0093	0.0268	0.0091
35	WHOLESALE MARGINS	0.0094	0.0383	0.0120	0.0563	0.0496	0.0113	0.0612	0.0641
36	RETAIL MARGINS	0.0208	0.0146	0.0953	0.0788	0.0432	0.0068	0.0592	0.0419
37	IMPLIED RENT OWNER OCPD, DWEL.	0.0056	0.0098	0.0056	0.0685	0.0313	0.0043	0.0322	0.0253
38	OTHER FINANCE, INS., REAL ESTATE	0.0061	0.0149	0.0096	0.0266	0.0402	0.0048	0.0336	0.0257
39	BUSINESS SERVICES	0.0096	0.0232	0.0164	0.0561	0.0295	0.0116	0.0696	0.0349
40	PERSONAL & OTHER MISC. SERVICE	0.0138	0.0736	0.1401	0.0652	0.1144	0.0099	0.0857	0.0212
41	TRANSPORTATION MARGINS	0.0074	0.0263	0.0191	0.0399	0.0437	1.0096	0.0657	0.0218
42	OPERATING, OFFICE, LAB & FOOD	0.0100	0.1112	0.0673	0.0338	0.1417	0.0396	1.0451	0.0300
43	TRAVEL, ADVERTISING, PROMOTION	0.0093	0.0431	0.0522	0.0371	0.2664	0.0168	0.0500	1.0266

TABLE 77. MAKE (OUTPUT) MATRIX (AGGREGATION - M), 1969 (MILLIONS OF DOLLARS)

COMMODITY AGGREGATION - M	AGRICUL- TURE	FORE- STRY	FISHING, HUNTING & TRAPPING	METAL MINES	MINERAL FUELS	NON-METAL MINES & QUARRIES	SERVICES INCIDENTAL TO MINING	FOOD & BEVERAGE INDUSTRIES
NO.								
1 GRAINS.....	1078.1	0.8
2 LIVE ANIMALS.....	1762.7
3 OTHER AGRICULTURAL PRODUCTS.....	1772.1	7.3	10.3
4 FORESTRY PRODUCTS.....	39.9	1299.9
5 FISH LANDINGS.....	183.4
6 HUNTING & TRAPPING PRODUCTS.....	18.4
7 IRON ORES & CONCENTRATES.....	431.0
8 OTHER METAL ORES & CONCENTRATES.....	1500.8
9 COAL.....	30.5
10 CRUDE MINERAL OILS.....	1111.0
11 NATURAL GAS.....	244.3
12 NON-METALLIC MINERALS.....	4.4	84.0	398.0	..	1.0
13 SERVICES INCIDENTAL TO MINING.....	29.6	..	2.4	342.8	..
14 MEAT PRODUCTS.....	54.4	2266.5
15 DAIRY PRODUCTS.....	1.8	1282.4
16 FISH PRODUCTS.....	330.9
17 FRUITS & VEGETABLES PREPARATIONS.....	555.6
18 FEEDS.....	654.7
19 FLOUR,WHEAT,MEAL & OTHER CEREALS.....	214.0
20 BREAKFAST CEREAL & BAKERY PROD.....	686.7
21 SUGAR.....	170.4
22 MISC. FOOD PRODUCTS.....	9.0	878.3
23 SOFT DRINKS.....	336.8
24 ALCOHOLIC BEVERAGES.....	748.9
25 TOBACCO PROCESSED UNMANUFACTURED.....
26 CIGARETTES & TOBACCO MFG.....
27 TIRES & TUBES.....
28 OTHER RUBBER PRODUCTS.....
29 PLASTIC FABRICATED PRODUCTS.....
30 LEATHER & LEATHER PRODUCTS.....
31 YARNS & MAN MADE FIBRES.....
32 FABRICS.....
33 OTHER TEXTILE PRODUCTS.....
34 HOSIERY & KNITTED WEAR.....
35 CLOTHING & ACCESSORIES.....
36 LUMBER & TIMBER.....	..	9.8
37 VENEER & PLYWOOD.....
38 OTHER WOOD FABRICATED MATERIALS.....	..	0.4
39 FURNITURE & FIXTURES.....
40 PULP.....
41 NEWSPRINT & OTHER PAPER STOCK.....
42 PAPER PRODUCTS.....	2.1
43 PRINTING & PUBLISHING.....
44 ADVERTISING,PRINT MEDIA.....
45 IRON & STEEL PRODUCTS.....
46 ALUMINUM PRODUCTS.....
47 COPPER & COPPER ALLOY PRODUCTS.....
48 NICKEL PRODUCTS.....
49 OTHER NON FERROUS METAL PRODUCTS.....	0.5
50 BOILERS, TANKS & PLATES.....
51 FABRICATED STRUCTURAL METAL PROD.....
52 OTHER METAL FABRICATED PRODUCTS.....
53 AGRICULTURAL MACHINERY.....
54 OTHER INDUSTRIAL MACHINERY.....	..	0.1	..	3.0	3.0	3.7	5.6	2.7
55 MOTOR VEHICLES.....
56 MOTOR VEHICLE PARTS.....
57 OTHER TRANSPORT EQUIPMENT.....
58 APPLIANCES & RECEIVERS,HOUSEHOLD.....
59 OTHER ELECTRICAL PRODUCTS.....
60 CEMENT & CONCRETE PRODUCTS.....	7.5
61 OTHER NON-METALLIC MINERAL PROD.....	3.4
62 GASOLINE & FUEL OIL.....
63 OTHER PETROLEUM & COAL PROD.....	41.3
64 INDUSTRIAL CHEMICALS.....	0.1	..	8.9
65 FERTILIZERS.....	73.7
66 PHARMACEUTICALS.....	6.6
67 OTHER CHEMICAL PRODUCTS.....	52.0
68 SCIENTIFIC EQUIPMENT.....
69 OTHER MANUFACTURED PRODUCTS.....	1.4
70 RESIDENTIAL CONSTRUCTION.....
71 NON RESIDENTIAL CONSTRUCTION.....
72 REPAIR CONSTRUCTION.....
73 PIPELINE TRANSPORTATION.....
74 TRANSPORTATION & STORAGE.....	..	2.7	0.4
75 RADIO & TELEVISION BROADCASTING.....
76 TELEPHONE & TELEGRAPH.....
77 POSTAL SERVICES.....
78 ELECTRIC POWER.....	..	0.1	..	1.2
79 OTHER UTILITIES.....
80 WHOLESALE MARGINS.....	..	3.0	..	0.5	..	0.5	..	168.1
81 RETAIL MARGINS.....
82 IMPUTED RENT OWNER OCPD, DWEL.....
83 OTHER FINANCE,INS,REAL ESTATE.....	4.4	0.5	..	6.4	30.3	1.6	0.4	6.3
84 BUSINESS SERVICES.....
85 EDUCATION SERVICES.....
86 HEALTH SERVICES.....
87 AMUSEMENT & RECREATION SERVICES.....
88 ACCOMMODATION & FOOD SERVICES.....	..	28.2	..	6.5	..	0.6	..	4.6
89 OTHER PERSONAL & MISC. SERVICES.....	..	2.6	1.6	3.3	0.1	4.6	2.9	2.2
90 TRANSPORTATION MARGINS.....
91 OPERATING, OFFICE, LAB & FOOD.....
92 TRAVEL, ADVERTISING & PROMOTION.....
TOTAL.....	4722.4	1354.6	203.4	1987.2	1544.5	496.0	351.6	8393.5

NOTE: DETAIL MAY NOT ADD DUE TO ROUNDING AND SUPPRESSION OF CONFIDENTIAL COMMODITIES.

TABLE 77. MAKE (OUTPUT) MATRIX (AGGREGATION - M), 1969 (MILLIONS OF DOLLARS) - CONTINUED

NO.	COMMODITY AGGREGATION - M	TOBACCO PRODUCTS INDUSTRIES	RUBBER & PLASTIC PROD. IND.	LEATHER INDUSTRIES	TEXTILE INDUSTRIES	KNITTING MILLS	CLOTHING INDUSTRIES	WOOD	FURNITURE, FIXTURE INDUSTRIES
1	GRAINS.....
2	LIVE ANIMALS.....
3	OTHER AGRICULTURAL PRODUCTS.....
4	FORESTRY PRODUCTS.....	37.5	..
5	FISH LANDINGS.....
6	HUNTING & TRAPPING PRODUCTS.....
7	IRON ORES & CONCENTRATES.....
8	OTHER METAL ORES & CONCENTRATES.....
9	COAL.....
10	CRUDE MINERAL OILS.....
11	NATURAL GAS.....
12	NON METALLIC MINERALS.....
13	SERVICES INCIDENTAL TO MINING.....
14	MEAT PRODUCTS.....	0.8
15	DAIRY PRODUCTS.....
16	FISH PRODUCTS.....
17	FRUITS & VEGETABLES PREPARATIONS.....
18	FEEDS.....
19	FLOUR, WHEAT, MIAL & OTHER CEREALS.....
20	BREAKFAST CEREAL & BAKERY PROD.....
21	SUGAR.....
22	MISC. FOOD PRODUCTS.....
23	SOFT DRINKS.....
24	ALCOHOLIC BEVERAGES.....
25	TOBACCO PROCESSED UNMANUFACTURED.....	181.4
26	CIGARETTES & TOBACCO MFG.....	351.1
27	TIRES & TUBES.....	..	345.1
28	OTHER RUBBER PRODUCTS.....	..	170.7	6.1	3.6
29	PLASTIC FABRICATED PRODUCTS.....	..	270.6	0.4	2.6
30	LEATHER & LEATHER PRODUCTS.....	394.6	11.1
31	YARNS & MAN MADE FIBRES.....	409.6
32	FABRICS.....	..	3.7	..	516.5	109.1	0.5
33	OTHER TEXTILE PRODUCTS.....	..	11.0	0.2	623.1	7.9	2.9	..	6.3
34	HOSIERY & KNITTED WEAR.....	264.5	137.6
35	CLOTHING & ACCESSORIES.....	..	17.4	6.9	34.6	29.4	1191.9	..	0.3
36	LUMBER & TIMBER.....	1097.1	..
37	VENEER & PLYWOOD.....	305.9	..
38	OTHER WOOD FABRICATED MATERIALS.....	704.5	31.2
39	FURNITURE & FIXTURES.....	..	3.8	..	11.5	17.7	633.6
40	PULP.....
41	NEWSPRINT & OTHER PAPER STOCK.....
42	PAPER PRODUCTS.....	..	48.8	0.9	17.4	0.5	..
43	PRINTING & PUBLISHING.....
44	ADVERTISING, PRINT MEDIA.....
45	IRON & STEEL PRODUCTS.....
46	ALUMINUM PRODUCTS.....	..	0.3
47	COPPER & COPPER ALLOY PRODUCTS.....
48	NICKEL PRODUCTS.....
49	OTHER NON FERROUS METAL PRODUCTS.....	0.3
50	BOILERS, TANKS & PLATES.....	..	0.7
51	FABRICATED STRUCTURAL METAL PROD.....	..	1.3	3.4
52	OTHER METAL FABRICATED PRODUCTS.....	..	5.2	..	2.6	5.0	5.2
53	AGRICULTURAL MACHINERY.....
54	OTHER INDUSTRIAL MACHINERY.....	..	4.1	..	4.2	4.0	..
55	MOTOR VEHICLES.....
56	MOTOR VEHICLE PARTS.....	..	105.2	..	26.1
57	OTHER TRANSPORT EQUIPMENT.....	..	7.5
58	APPLIANCES & RECEIVERS, HOUSEHOLD.....	..	3.3	1.9
59	OTHER ELECTRICAL PRODUCTS.....	..	1.6	21.5
60	CEMENT & CONCRETE PRODUCTS.....
61	OTHER NON-METALLIC MINERAL PROD.....	0.5
62	GASOLINE & FUEL OIL.....
63	OTHER PETROLEUM & COAL PROD.....
64	INDUSTRIAL CHEMICALS.....	..	11.6	..	4.2
65	FERTILIZERS.....
66	PHARMACEUTICALS.....
67	OTHER CHEMICAL PRODUCTS.....	..	7.8	0.1	2.5	..
68	SCIENTIFIC EQUIPMENT.....	..	1.9	..	1.3
69	OTHER MANUFACTURED PRODUCTS.....	..	34.2	3.7	8.9	1.0	9.8
70	RESIDENTIAL CONSTRUCTION.....
71	NON-RESIDENTIAL CONSTRUCTION.....
72	REPAIR CONSTRUCTION.....
73	PIPELINE TRANSPORTATION.....
74	TRANSPORTATION & STORAGE.....	6.6	..
75	RADIO & TELEVISION BROADCASTING.....
76	TELEPHONE & TELEGRAPH.....
77	POSTAL SERVICES.....
78	ELECTRIC POWER.....	0.2	..
79	OTHER UTILITIES.....
80	WHOLESALE MARGINS.....	1.5	27.8	5.7	15.7	1.8	10.4	12.6	8.5
81	RETAIL MARGINS.....
82	IMPUTED RENT OWNER OCCUP. DWEL.....
83	OTHER FINANCE, INS., REAL ESTATE.....	0.1	1.0	0.5	2.4	0.5	1.1	2.1	1.9
84	BUSINESS SERVICES.....	..	0.5	..	0.4
85	EDUCATION SERVICES.....
86	HEALTH SERVICES.....
87	AMUSEMENT & RECREATION SERVICES.....
88	ACCOMMODATION & FOOD SERVICES.....	0.1	0.5	0.1	0.7	0.1	0.3	1.0	0.8
89	OTHER PERSONAL & MISC. SERVICES.....	..	1.5	..	0.2	..	0.1	0.9	12.8
90	TRANSPORTATION MARGINS.....
91	OPERATING, OFFICE, LAB. & FOOD.....
92	TRAVEL, ADVERTISING & PROMOTION.....
TOTAL.....		535.4	1105.7	419.7	1687.0	413.7	1346.8	2289.2	746.0

NOTE: DETAIL MAY NOT ADD DUE TO ROUNDING AND SUPPRESSION OF CONFIDENTIAL COMMODITIES.

TABLE 77. MAKE (OUTPUT) MATRIX (AGGREGATION - M), 1969 (MILLIONS OF DOLLARS) - CONTINUED

NO.	COMMODITY AGGREGATION - M	PAPER & ALLIED INDUSTRIES	PRINTING & PUBLISHING	PRIMARY METAL INDUSTRIES	METAL FABRICATING INDUSTRIES	MACHINERY INDUSTRIES	TRANS. EQUIPMENT INDUSTRIES	ELECTRICAL PRODUCTS INDUSTRIES	NON-METAL. MINERAL PROD. IND.
1	GRAINS.....
2	LIVE ANIMALS.....
3	OTHER AGRICULTURAL PRODUCTS.....
4	FORESTRY PRODUCTS.....
5	FISH LANDINGS.....
6	HUNTING & TRAPPING PRODUCTS.....
7	IRON ORES & CONCENTRATES.....	11.6
8	OTHER METAL ORES & CONCENTRATES.....	144.7
9	COAL.....
10	CRUDE MINERAL OILS.....	0.8
11	NATURAL GAS.....
12	NON-METALLIC MINERALS.....	0.5	..	0.3
13	SERVICES INCIDENTAL TO MINING.....	11.2
14	MEAT PRODUCTS.....
15	DAIRY PRODUCTS.....
16	FISH PRODUCTS.....
17	FRUITS & VEGETABLES PREPARATIONS.....
18	FEEDS.....
19	FLOUR, WHEAT, MEAL & OTHER CEREALS.....
20	BREAKFAST CEREAL & BAKERY PROD.....
21	SUGAR.....
22	MISC. FOOD PRODUCTS.....
23	SOFT DRINKS.....
24	ALCOHOLIC BEVERAGES.....
25	TOBACCO PROCESSED UNMANUFACTURED.....
26	CIGARETTES & TOBACCO MFG.....
27	TIRES & TUBES.....
28	OTHER RUBBER PRODUCTS.....
29	PLASTIC FABRICATED PRODUCTS.....	18.0	6.6	..	2.6	..	2.5
30	LEATHER & LEATHER PRODUCTS.....
31	YARNS & MAN MADE FIBRES.....
32	FABRICS.....	..	0.3
33	OTHER TEXTILE PRODUCTS.....	1.8
34	HOSIERY & KNITTED WEAR.....
35	CLOTHING & ACCESSORIES.....
36	LUMBER & TIMBER.....
37	VENEER & PLYWOOD.....
38	OTHER WOOD FABRICATED MATERIALS.....	7.1	1.4	0.4	1.1
39	FURNITURE & FIXTURES.....	23.1	5.5	2.6	5.5	..
40	PULP.....	863.1
41	NEWSPRINT & OTHER PAPER STOCK.....	1900.9	1.9
42	PAPER PRODUCTS.....	974.8	37.7	..	10.9
43	PRINTING & PUBLISHING.....	18.7	1002.9	0.3	..	1.2
44	ADVERTISING, PRINT MEDIA.....	..	447.0
45	IRON & STEEL PRODUCTS.....	1713.2	121.3	15.2	12.7
46	ALUMINUM PRODUCTS.....	741.7	6.3	..	0.3
47	COPPER & COPPER ALLOY PRODUCTS.....	843.3	8.5
48	NICKEL PRODUCTS.....	463.4	5.3	..	0.2
49	OTHER NON FERROUS METAL PRODUCTS.....	447.6	21.1	5.9	5.9	15.6	..
50	BOILERS, TANKS & PLATES.....	243.7	8.8
51	FABRICATED STRUCTURAL METAL PROD.....	82.2	665.5	12.4	9.1	5.7	2.7
52	OTHER METAL FABRICATED PRODUCTS.....	70.2	1681.4	50.5	66.1	80.8	..
53	AGRICULTURAL MACHINERY.....	2.8	6.1	255.7	9.1
54	OTHER INDUSTRIAL MACHINERY.....	19.1	0.5	39.5	220.1	1233.1	90.5	42.9	1.4
55	MOTOR VEHICLES.....	6.0	7.7	3454.6
56	MOTOR VEHICLE PARTS.....	49.1	1.3	1587.9	5.8	..
57	OTHER TRANSPORT EQUIPMENT.....	17.8	45.5	1179.0
58	APPLIANCES & RECEIVERS, HOUSEHOLD.....	22.2	21.5	..	644.1	..
59	OTHER ELECTRICAL PRODUCTS.....	17.4	20.0	90.4	52.1	1855.0	..
60	CEMENT & CONCRETE PRODUCTS.....	639.4
61	OTHER NON-METALLIC MINERAL PROD.....	2.3	6.3	0.1	617.8
62	GASOLINE & FUEL OIL.....
63	OTHER PETROLEUM & COAL PROD.....	7.6	..	17.3
64	INDUSTRIAL CHEMICALS.....	9.7	..	26.9
65	FERTILIZERS.....
66	PHARMACEUTICALS.....
67	OTHER CHEMICAL PRODUCTS.....	1.7	..	5.7	0.6	6.1
68	SCIENTIFIC EQUIPMENT.....	3.3	4.1	..	34.4	..
69	OTHER MANUFACTURED PRODUCTS.....	9.0	24.6	3.4	..
70	RESIDENTIAL CONSTRUCTION.....
71	NON-RESIDENTIAL CONSTRUCTION.....
72	REPAIR CONSTRUCTION.....
73	PIPELINE TRANSPORTATION.....
74	TRANSPORTATION & STORAGE.....
75	RADIO & TELEVISION BROADCASTING.....
76	TELEPHONE & TELEGRAPH.....
77	POSTAL SERVICES.....
78	ELECTRIC POWER.....	3.4	..	13.3	0.1
79	OTHER UTILITIES.....
80	WHOLESALE MARGINS.....	27.6	18.4	20.7	71.4	71.6	260.6	90.3	24.6
81	RETAIL MARGINS.....
82	IMPUTED RENT OWNER OCCUP. DWEL.....
83	OTHER FINANCE, INS. REAL ESTATE.....	9.2	3.4	3.6	4.3	2.6	4.0	1.6	1.1
84	BUSINESS SERVICES.....	1.2	1.9	191.5	2.7	6.3	..
85	EDUCATION SERVICES.....
86	HEALTH SERVICES.....
87	AMUSEMENT & RECREATION SERVICES.....
88	ACCOMMODATION & FOOD SERVICES.....	0.8	1.1	2.8	2.2	1.8	1.9	2.7	0.8
89	OTHER PERSONAL & MISC. SERVICES.....	2.6	0.6	0.2	29.1	34.1	35.0	30.0	2.0
90	TRANSPORTATION MARGINS.....
91	OPERATING, OFFICE, LAB. & FOOD.....
92	TRAVEL, ADVERTISING & PROMOTION.....
TOTAL.....		3984.8	1518.4	4684.4	3283.5	2964.4	6888.1	2850.5	1331.4

NOTE: DETAIL MAY NOT ADD DUE TO ROUNDING AND SUPPRESSION OF CONFIDENTIAL COMMODITIES.

TABLE 77. MAKE (OUTPUT) MATRIX (AGGREGATION - M), 1969 (MILLIONS OF DOLLARS) - CONTINUED

NO	COMMODITY AGGREGATION - M	PETROLEUM & COAL PROD. IND.	CHEMICAL & CHEMICAL PROD. IND.	MISC MANUFAC- TURING	CONSTR. INDUSTRY	TRANS. & STORAGE	COMMUNI- CATION	ELEC. POWER GAS, OTHER UTILITIES	WHOLESALE TRADE
1	GRAINS.....
2	LIVE ANIMALS.....
3	OTHER AGRICULTURAL PRODUCTS.....
4	FORESTRY PRODUCTS.....	1.5	..
5	FISH LANDINGS.....
6	HUNTING & TRAPPING PRODUCTS.....
7	IRON ORES & CONCENTRATES.....
8	OTHER METAL ORES & CONCENTRATES.....	11.7
9	COAL.....
10	CRUDE MINERAL OILS.....
11	NATURAL GAS.....
12	NON-METALLIC MINERALS.....	..	2.8
13	SERVICES INCIDENTAL TO MINING.....
14	MEAT PRODUCTS.....
15	DAIRY PRODUCTS.....	6.4
16	FISH PRODUCTS.....	0.4
17	FRUITS & VEGETABLES PREPARATIONS.....	1.1
18	FLUIDS.....	..	4.2	5.9
19	FLOUR, WHEAT MEAL & OTHER CEREALS.....
20	BREAKFAST CEREAL & BAKERY PROD.....	7.5
21	SUGAR.....
22	MISC. FOOD PRODUCTS.....	..	4.4
23	SOFT DRINKS.....
24	ALCOHOLIC BEVERAGES.....
25	TOBACCO PROCESSED UNMANUFACTURED.....
26	CIGARETTES & TOBACCO MFG.....	0.3
27	TIRES & TUBES.....	0.6
28	OTHER RUBBER PRODUCTS.....	4.3	0.1
29	PLASTIC FABRICATED PRODUCTS.....	..	5.6	5.2
30	LEATHER & LEATHER PRODUCTS.....	0.9	3.0
31	YARNS & MAN MADE FIBRES.....
32	FABRICS.....	1.6
33	OTHER TEXTILE PRODUCTS.....	2.7	6.5
34	HOSIERY & KNITTED WEAR.....	0.1
35	CLOTHING & ACCESSORIES.....	4.0	0.8
36	LUMBER & TIMBER.....	0.7
37	VENEER & PLYWOOD.....
38	OTHER WOOD FABRICATED MATERIALS.....	..	1.0	0.6	0.7
39	FURNITURE & FIXTURES.....	2.4	3.6
40	PULP.....
41	NEWSPRINT & OTHER PAPER STOCK.....	..	1.0	2.3	0.3
42	PAPER PRODUCTS.....	..	5.5	58.0	3.8
43	PRINTING & PUBLISHING.....	..	0.6	1.6
44	ADVERTISING, PRINT MEDIA.....
45	IRON & STEEL PRODUCTS.....
46	ALUMINUM PRODUCTS.....
47	COPPER & COPPER ALLOY PRODUCTS.....
48	NICKEL PRODUCTS.....
49	OTHER NON-FERROUS METAL PRODUCTS.....	..	7.7	12.4
50	BOILERS, TANKS & PLATES.....
51	FABRICATED STRUCTURAL METAL PROD.....	2.3	1.0
52	OTHER METAL FABRICATED PRODUCTS.....	..	7.3	7.9	6.0
53	AGRICULTURAL MACHINERY.....
54	OTHER INDUSTRIAL MACHINERY.....	..	3.7	12.8
55	MOTOR VEHICLES.....
56	MOTOR VEHICLE PARTS.....	4.0	0.1
57	OTHER TRANSPORT EQUIPMENT.....	3.5	..	24.6	1.8
58	APPLIANCES & RECEIVERS, HOUSEHOLD.....	5.4
59	OTHER ELECTRICAL PRODUCTS.....	25.0	106.0	..	2.1
60	CEMENT & CONCRETE PRODUCTS.....
61	OTHER NON-METALLIC MINERAL PROD.....	0.1	1.6
62	GASOLINE & FUEL OIL.....	1452.9
63	OTHER PETROLEUM & COAL PROD.....	251.3	30.0	0.4	..
64	INDUSTRIAL CHEMICALS.....	2.3	1025.2	0.2
65	FERTILIZERS.....	..	78.3	0.1
66	PHARMACEUTICALS.....	..	330.6
67	OTHER CHEMICAL PRODUCTS.....	1.8	1049.0	6.5	0.1
68	SCIENTIFIC EQUIPMENT.....	354.8	0.4
69	OTHER MANUFACTURED PRODUCTS.....	10.5	17.0	498.2	23.5
70	RESIDENTIAL CONSTRUCTION.....	3383.9
71	NON-RESIDENTIAL CONSTRUCTION.....	7298.6
72	REPAIR CONSTRUCTION.....	2523.0
73	PIPELINE TRANSPORTATION.....	412.7
74	TRANSPORTATION & STORAGE.....	6007.4
75	RADIO & TELEVISION BROADCASTING.....	280.9
76	TELEPHONE & TELEGRAPH.....	1454.5
77	POSTAL SERVICES.....	413.6
78	ELECTRIC POWER.....	9.2	..	1603.0	..
79	OTHER UTILITIES.....	320.9	..
80	WHOLESALE MARGINS.....	2.8	114.8	54.8	..	8.5	4481.5
81	RETAIL MARGINS.....	7.8	..	20.2	..
82	IMPUTED RENT OWNER OCED, DWEL.....
83	OTHER FINANCIALS, REAL ESTATE.....	30.6	1.9	1.5	73.3	25.8	0.5	2.0	38.1
84	BUSINESS SERVICES.....	0.5	2.6	1.6	..	8.1	46.9	0.1	..
85	EDUCATION SERVICES.....
86	HEALTH SERVICES.....
87	AMUSEMENT & RECREATION SERVICES.....	8.4
88	ACCOMMODATION & FOOD SERVICES.....	0.3	3.1	1.0	..	18.8	..	5.5	..
89	OTHER PERSONAL & MISC. SERVICES.....	0.1	0.6	32.8	76.9	56.1	6.0	27.1	464.3
90	TRANSPORTATION MARGINS.....
91	OPERATING, OFFICE, LAB. & FOOD.....
92	TRAVEL, ADVERTISING & PROMOTION.....
TOTAL.....		1753.8	2743.5	1122.3	13355.7	6578.9	2316.9	1980.7	5864.4

NOTE: DETAIL MAY NOT ADD DUE TO ROUNDING AND SUPPRESSION OF CONFIDENTIAL COMMODITIES.

TABLE 77. MAKE (OUTPUT) MATRIX (AGGREGATION - ME, 1969 (MILLIONS OF DOLLARS) - CONTINUED

NO.	COMMODITY AGGREGATION - M	RETAIL TRADE	OWNER OCCUPIED DWELLINGS	FINANCE, INS. & REAL ESTATE	EDUCATION & HEALTH SERVICES	AMUSEMENT RECREATION SERVICES	SERVICE TO BUSINESS MANAGEMENT	ACCOMMODATION, FOOD SERVICES	PERSONAL & MISC. SERVICES
1	GRAINS.....
2	LIVE ANIMALS.....
3	OTHER AGRICULTURAL PRODUCTS.....	3.4
4	FORESTRY PRODUCTS.....
5	FISH LANDINGS.....
6	HUNTING & TRAPPING PRODUCTS.....
7	IRON ORES & CONCENTRATES.....
8	OTHER METAL ORES & CONCENTRATES.....
9	COAL.....
10	CRUDE MINERAL OILS.....
11	NATURAL GAS.....
12	NON-METALLIC MINERALS.....
13	SERVICES INCIDENTAL TO MINING.....
14	MEAT PRODUCTS.....	254.9
15	DAIRY PRODUCTS.....
16	FISH PRODUCTS.....
17	FRUITS & VEGETABLES PREPARATIONS.....
18	FEEDS.....
19	FLOUR, WHEAT MEAL & OTHER CEREALS.....
20	BREAKFAST CEREAL & BAKERY PROD.....
21	SUGAR.....
22	MISC. FOOD PRODUCTS.....	3.0
23	SOFT DRINKS.....
24	ALCOHOLIC BEVERAGES.....
25	TOBACCO PROCESSED UNMANUFACTURED.....
26	CIGARETTES & TOBACCO MFG.....
27	TIRES & TUBES.....
28	OTHER RUBBER PRODUCTS.....
29	PLASTIC FABRICATED PRODUCTS.....
30	LEATHER & LEATHER PRODUCTS.....
31	YARNS & MAN MADE FIBRES.....
32	FABRICS.....
33	OTHER TEXTILE PRODUCTS.....	2.4
34	HOSIERY & KNITTED WEAR.....
35	CLOTHING & ACCESSORIES.....	0.4
36	LUMBER & TIMBER.....
37	VENEER & PLYWOOD.....
38	OTHER WOOD FABRICATED MATERIALS.....
39	FURNITURE & FIXTURES.....
40	PULP.....
41	NEWSPRINT & OTHER PAPER STOCK.....
42	PAPER PRODUCTS.....
43	PRINTING & PUBLISHING.....
44	ADVERTISING, PRINT MEDIA.....
45	IRON & STEEL PRODUCTS.....
46	ALUMINUM PRODUCTS.....
47	COPPER & COPPER ALLOY PRODUCTS.....
48	NICKEL PRODUCTS.....
49	OTHER NON FERROUS METAL PRODUCTS.....
50	BOILERS, TANKS & PLATES.....
51	FABRICATED STRUCTURAL METAL PROD.....
52	OTHER METAL FABRICATED PRODUCTS.....
53	AGRICULTURAL MACHINERY.....
54	OTHER INDUSTRIAL MACHINERY.....
55	MOTOR VEHICLES.....
56	MOTOR VEHICLE PARTS.....
57	OTHER TRANSPORT EQUIPMENT.....
58	APPLIANCES & RECEIVERS, HOUSEHOLD.....
59	OTHER ELECTRICAL PRODUCTS.....
60	CEMENT & CONCRETE PRODUCTS.....
61	OTHER NON-METALLIC MINERAL PROD.....
62	GASOLINE & FUEL OIL.....
63	OTHER PETROLEUM & COAL PROD.....
64	INDUSTRIAL CHEMICALS.....
65	FERTILIZERS.....
66	PHARMACEUTICALS.....
67	OTHER CHEMICAL PRODUCTS.....
68	SCIENTIFIC EQUIPMENT.....
69	OTHER MANUFACTURED PRODUCTS.....
70	RESIDENTIAL CONSTRUCTION.....
71	NON-RESIDENTIAL CONSTRUCTION.....
72	REPAIR CONSTRUCTION.....
73	PIPELINE TRANSPORTATION.....
74	TRANSPORTATION & STORAGE.....	9.8	..	0.2
75	RADIO & TELEVISION BROADCASTING.....
76	TELEPHONE & TELEGRAPH.....
77	POSTAL SERVICES.....
78	ELECTRIC POWER.....
79	OTHER UTILITIES.....	0.1	6.8
80	WHOLESALE MARGINS.....
81	RETAIL MARGINS.....	5919.8	16.9	8.8	26.5	5.9
82	IMPLIED RENT OWNER OCCUP. DWEL.....	..	4586.0
83	OTHER FINANCE, INS., REAL ESTATE.....	33.4	..	8633.8	0.6	8.7	26.3	34.9	3.8
84	BUSINESS SERVICES.....	6.9	..	0.1	1947.5
85	EDUCATION SERVICES.....	167.7
86	HEALTH SERVICES.....	1386.6
87	AMUSEMENT & RECREATION SERVICES.....	572.7	4.6	0.6	..
88	ACCOMMODATION & FOOD SERVICES.....	119.4	..	0.4	..	27.8	0.3	3082.3	0.4
89	OTHER PERSONAL & MISC. SERVICES.....	989.6	..	64.2	441.1	16.1	1105.6
90	TRANSPORTATION MARGINS.....
91	OPERATING, OFFICE, LAB. & FOOD.....
92	TRAVEL, ADVERTISING & PROMOTION.....
	TOTAL.....	7336.2	4586.0	8705.6	1554.9	626.2	2428.6	3160.4	1122.5

NOTE: DETAIL MAY NOT ADD DUE TO ROUNDING AND SUPPRESSION OF CONFIDENTIAL COMMODITIES.

TABLE 77. MAKE (OUTPUT) MATRIX (AGGREGATION - M), 1969 (MILLIONS OF DOLLARS) - CONCLUDED

NO	COMMODITY AGGREGATION - M	TRANS. MARGINS	OPERATING OFFICE LAB & FOOD	TRAVEL PROMOTION. ADVIG.	TOTAL INDUSTRIES
1	GRAINS	--	--	--	1078.9
2	LIVE ANIMALS	--	--	--	1762.7
3	OTHER AGRICULTURAL PRODUCTS	--	--	--	1793.2
4	FORESTRY PRODUCTS	--	--	--	1378.9
5	FISH LANDINGS	--	--	--	183.4
6	HUNTING & TRAPPING PRODUCTS	--	--	--	18.4
7	IRON ORES & CONCENTRATES	--	--	--	442.5
8	OTHER METAL ORES & CONCENTRATES	--	--	--	1657.2
9	COAL	--	--	--	30.5
10	CRUDE MINERAL OILS	--	--	--	1111.8
11	NATURAL GAS	--	--	--	244.4
12	NON-METALLIC MINERALS	--	--	--	502.6
13	SERVICES INCIDENTAL TO MINING	--	--	--	374.8
14	MEAT PRODUCTS	--	--	--	2600.9
15	DAIRY PRODUCTS	--	--	--	1290.6
16	FISH PRODUCTS	--	--	--	331.5
17	FRUITS & VEGETABLES PREPARATIONS	--	--	--	558.2
18	FEEDS	--	--	--	664.9
19	FLOUR, WHEAT MEAL & OTHER CEREALS	--	--	--	214.0
20	BREAKFAST CEREAL & BAKERY PROD.	--	--	--	694.2
21	SUGAR	--	--	--	170.4
22	MISC. FOOD PRODUCTS	--	--	--	894.7
23	SOFT DRINKS	--	--	--	336.8
24	ALCOHOLIC BEVERAGES	--	--	--	748.9
25	TOBACCO PROCESSED UNMANUFACTURED	--	--	--	181.4
26	CIGARETTES & TOBACCO MFG.	--	--	--	351.4
27	TIRES & TUBES	--	--	--	345.7
28	OTHER RUBBER PRODUCTS	--	--	--	190.8
29	PLASTIC FABRICATED PRODUCTS	--	--	--	327.3
30	LEATHER & LEATHER PRODUCTS	--	--	--	409.9
31	YARNS & MAN MADE FIBRES	--	--	--	429.1
32	FABRICS	--	--	--	633.2
33	OTHER TEXTILE PRODUCTS	--	--	--	672.0
34	HOSIERY & KNITTED WEAR	--	--	--	402.7
35	CLOTHING & ACCESSORIES	--	--	--	1286.0
36	LUMBER & TIMBER	--	--	--	1123.8
37	VENEER & PLYWOOD	--	--	--	307.9
38	OTHER WOOD FABRICATED MATERIALS	--	--	--	749.3
39	FURNITURE & FIXTURES	--	--	--	699.7
40	PULP	--	--	--	363.2
41	NEWSPRINT & OTHER PAPER STOCK	--	--	--	1914.4
42	PAPER PRODUCTS	--	--	--	1161.8
43	PRINTING & PUBLISHING	--	--	--	1027.9
44	ADVERTISING, PRINT MEDIA	--	--	--	447.0
45	IRON & STEEL PRODUCTS	--	--	--	1864.5
46	ALUMINUM PRODUCTS	--	--	--	751.5
47	COPPER & COPPER ALLOY PRODUCTS	--	--	--	854.7
48	NICKEL PRODUCTS	--	--	--	469.3
49	OTHER NON FERROUS METAL PRODUCTS	--	--	--	517.2
50	BOILERS, TANKS & PLATES	--	--	--	256.9
51	FABRICATED STRUCTURAL METAL PROD.	--	--	--	785.7
52	OTHER METAL FABRICATED PRODUCTS	--	--	--	1992.1
53	AGRICULTURAL MACHINERY	--	--	--	277.1
54	OTHER INDUSTRIAL MACHINERY	--	--	--	1696.3
55	MOTOR VEHICLES	--	--	--	3470.8
56	MOTOR VEHICLE PARTS	--	--	--	1797.8
57	OTHER TRANSPORT EQUIPMENT	--	--	--	1286.1
58	APPLIANCES & RECEIVERS, HOUSEHOLD	--	--	--	732.3
59	OTHER ELECTRICAL PRODUCTS	--	--	--	2191.8
60	CEMENT & CONCRETE PRODUCTS	--	--	--	648.0
61	OTHER NON-METALLIC MINERAL PROD.	--	--	--	649.2
62	GASOLINE & FUEL OIL	--	--	--	1453.6
63	OTHER PETROLEUM & COAL PROD.	--	--	--	343.4
64	INDUSTRIAL CHEMICALS	--	--	--	1093.8
65	FERTILIZERS	--	--	--	152.1
66	PHARMACEUTICALS	--	--	--	337.1
67	OTHER CHEMICAL PRODUCTS	--	--	--	1143.8
68	SCIENTIFIC EQUIPMENT	--	--	--	411.4
69	OTHER MANUFACTURED PRODUCTS	--	--	--	655.2
70	RESIDENTIAL CONSTRUCTION	--	--	--	3383.9
71	NON-RESIDENTIAL CONSTRUCTION	--	--	--	7298.6
72	REPAIR CONSTRUCTION	--	--	--	2523.0
73	PIPELINE TRANSPORTATION	--	--	--	412.7
74	TRANSPORTATION & STORAGE	--	--	--	6027.1
75	RADIO & TELEVISION BROADCASTING	--	--	--	280.9
76	TELEPHONE & TELEGRAPH	--	--	--	1454.5
77	POSTAL SERVICES	--	--	--	413.6
78	ELECTRIC POWER	--	--	--	1630.6
79	OTHER UTILITIES	--	--	--	329.6
80	WHOLESALE MARGINS	--	--	--	5503.9
81	RETAIL MARGINS	--	--	--	6006.0
82	IMPUTED RENT OWNER OCPO DWEL.	--	--	--	4586.0
83	OTHER FINANCE, INS. REAL ESTATE	--	--	--	9004.4
84	BUSINESS SERVICES	--	--	--	2218.8
85	EDUCATION SERVICES	--	--	--	167.7
86	HEALTH SERVICES	--	--	--	1386.6
87	AMUSEMENT & RECREATION SERVICES	--	--	--	586.3
88	ACCOMMODATION & FOOD SERVICES	--	--	--	3317.2
89	OTHER PERSONAL & MISC SERVICES	--	--	--	3447.0
90	TRANSPORTATION MARGINS	2853.1	--	--	2853.1
91	OPERATING, OFFICE, LAB & FOOD	--	5525.5	--	5525.5
92	TRAVEL, ADVERTISING & PROMOTION	--	--	2824.4	2824.4
	TOTAL	2853.1	5525.5	2824.4	129602.1

NOTE: DETAIL MAY NOT ADD DUE TO ROUNDING AND SUPPRESSION OF CONFIDENTIAL COMMODITIES

TABLE 78. USE (INPUT) MATRIX (AGGREGATION - M), 1969 (MILLIONS OF DOLLARS)

NO.	COMMODITY AGGREGATION - M	AGRICUL- TURE	FOREST- RY	FISHING, HUNTING & TRAPPING	METAL MINES	MINERAL FUELS	NON-METAL MINES & QUARRIES	SERVICES INCIDENTAL TO MINING	FOOD & BEVERAGE INDUSTRIES
1	GRAINS.....	37.4	--	--	--	--	--	--	279.7
2	LIVE ANIMALS.....	55.4	--	--	--	--	--	--	1267.7
3	OTHER AGRICULTURAL PRODUCTS.....	123.6	0.4	--	--	--	--	--	867.4
4	FORESTRY PRODUCTS.....	0.3	138.2	--	--	--	--	--	0.3
5	FISH LANDINGS.....	--	--	2.1	--	--	--	--	146.3
6	HUNTING & TRAPPING PRODUCTS.....	--	--	--	--	--	--	--	0.5
7	IRON ORES & CONCENTRATES.....	--	--	--	--	--	--	--	--
8	OTHER METAL ORES & CONCENTRATES.....	--	--	--	2.6	--	--	--	--
9	COAL.....	1.5	--	--	0.9	--	0.9	--	1.4
10	CRUDE MINERAL OILS.....	--	--	--	--	--	--	--	--
11	NATURAL GAS.....	0.9	--	--	1.6	1.1	1.5	--	3.7
12	NON-METALLIC MINERALS.....	5.1	--	0.6	11.4	0.4	2.9	1.5	8.0
13	SERVICES INCIDENTAL TO MINING.....	--	--	--	90.6	73.6	4.0	--	--
14	MEAT PRODUCTS.....	4.4	--	--	--	--	--	--	465.3
15	DAIRY PRODUCTS.....	--	--	--	--	--	--	--	190.0
16	FISH PRODUCTS.....	--	--	--	--	--	--	--	26.1
17	FRUITS & VEGETABLES PREPARATIONS.....	--	--	--	--	--	--	--	64.9
18	FEEDS.....	455.0	2.6	--	--	--	--	--	135.6
19	FLOUR, WHEAT MEAL & OTHER CEREALS.....	--	--	--	--	--	--	--	114.8
20	BREAKFAST CEREAL & BAKERY PROD.....	--	--	--	--	--	--	--	2.1
21	SUGAR.....	--	--	--	--	--	--	--	86.5
22	MISC. FOOD PRODUCTS.....	--	--	--	--	--	--	--	242.3
23	SOFT DRINKS.....	--	--	--	--	--	--	--	29.7
24	ALCOHOLIC BEVERAGES.....	--	--	--	--	--	--	--	8.3
25	TOBACCO PROCESSED UNMANUFACTURED..	--	--	--	--	--	--	--	--
26	CIGARETTES & TOBACCO MFG.....	--	--	--	--	--	--	--	--
27	TIRES & TUBES.....	9.7	--	--	--	--	--	--	--
28	OTHER RUBBER PRODUCTS.....	--	--	--	--	--	--	--	--
29	PLASTIC FABRICATED PRODUCTS.....	--	--	--	--	--	--	--	55.5
30	LEATHER & LEATHER PRODUCTS.....	--	--	--	--	--	--	--	--
31	YARNS & MAN MADE FIBRES.....	--	--	0.3	--	--	--	--	0.2
32	FABRICS.....	--	--	--	--	--	--	--	0.9
33	OTHER TEXTILE PRODUCTS.....	11.6	3.1	5.1	0.6	--	4.9	--	10.7
34	HOSIERY & KNITTED WEAR.....	--	--	--	--	--	--	--	--
35	CLOTHING & ACCESSORIES.....	--	--	--	--	--	--	--	--
36	LUMBER & TIMBER.....	0.1	--	1.9	--	--	0.3	--	--
37	VENIER & PLYWOOD.....	--	--	--	--	--	--	--	--
38	OTHER WOOD FABRICATED MATERIALS.....	4.0	0.8	--	--	--	0.9	--	9.1
39	FURNITURE & FIXTURES.....	--	--	--	--	--	--	--	--
40	PULP.....	--	--	--	--	--	--	--	--
41	NEWSPRINT & OTHER PAPER STOCK.....	--	--	--	--	--	--	--	16.2
42	PAPER PRODUCTS.....	3.1	--	--	0.1	--	7.0	--	247.9
43	PRINTING & PUBLISHING.....	--	--	--	--	--	0.2	--	19.0
44	ADVERTISING, PRINT MEDIA.....	--	--	--	--	--	--	--	--
45	IRON & STEEL PRODUCTS.....	--	--	--	21.4	1.3	1.3	5.8	1.5
46	ALUMINUM PRODUCTS.....	--	--	--	--	--	--	--	--
47	COPPER & COPPER ALLOY PRODUCTS.....	--	--	--	--	--	--	--	--
48	NICKEL PRODUCTS.....	--	--	--	--	--	--	--	--
49	OTHER NON FERROUS METAL PRODUCTS.....	--	--	--	0.7	0.1	--	--	--
50	BOILERS, TANKS & PLATES.....	--	--	--	--	--	--	--	--
51	FABRICATED STRUCTURAL METAL PROD.....	--	--	--	1.5	0.1	--	--	--
52	OTHER METAL FABRICATED PRODUCTS.....	21.0	9.3	0.8	2.4	1.2	--	--	136.3
53	AGRICULTURAL MACHINERY.....	44.6	--	--	--	--	--	--	--
54	OTHER INDUSTRIAL MACHINERY.....	--	5.9	2.3	16.9	9.1	6.8	8.0	--
55	MOTOR VEHICLES.....	--	--	--	--	--	--	--	--
56	MOTOR VEHICLE PARTS.....	--	--	--	--	--	--	--	--
57	OTHER TRANSPORT EQUIPMENT.....	0.9	2.6	12.3	4.2	0.3	--	--	--
58	APPLIANCES & RECEIVERS, HOUSEHOLD.....	--	--	--	--	--	--	--	--
59	OTHER ELECTRICAL PRODUCTS.....	--	--	5.3	--	--	--	4.1	--
60	CEMENT & CONCRETE PRODUCTS.....	--	--	--	--	--	1.0	--	--
61	OTHER NON-METALLIC MINERAL PROD.....	0.2	0.1	0.3	4.3	--	0.3	--	88.8
62	GASOLINE & FUEL OIL.....	158.6	21.1	10.4	14.5	3.3	8.7	6.5	25.2
63	OTHER PETROLEUM & COAL PROD.....	34.0	1.1	1.8	2.8	0.9	2.3	3.2	7.2
64	INDUSTRIAL CHEMICALS.....	64.0	0.3	0.2	14.2	5.8	2.0	0.1	28.7
65	FERTILIZERS.....	53.4	--	--	--	--	--	--	0.1
66	PHARMACEUTICALS.....	18.1	--	--	--	--	--	--	11.6
67	OTHER CHEMICAL PRODUCTS.....	46.4	1.6	0.2	26.9	0.7	7.2	1.1	45.6
68	SCIENTIFIC EQUIPMENT.....	--	--	--	--	--	--	--	--
69	OTHER MANUFACTURED PRODUCTS.....	--	--	3.3	--	--	--	--	1.6
70	RESIDENTIAL CONSTRUCTION.....	--	--	--	--	--	--	--	--
71	NON-RESIDENTIAL CONSTRUCTION.....	--	--	--	--	--	--	--	--
72	REPAIR CONSTRUCTION.....	93.6	16.0	0.4	35.8	75.3	8.8	0.1	19.4
73	PIPELINE TRANSPORTATION.....	1.2	--	--	1.3	0.8	1.1	--	3.6
74	TRANSPORTATION & STORAGE.....	16.2	142.7	2.4	18.8	2.5	4.7	12.4	68.2
75	RADIO & TELEVISION BROADCASTING.....	--	--	--	--	--	--	--	--
76	TELEPHONE & TELEGRAPH.....	10.6	2.8	0.4	2.7	3.5	1.1	2.1	23.7
77	POSTAL SERVICES.....	1.9	0.4	--	0.3	0.8	0.1	0.1	4.3
78	ELECTRIC POWER.....	39.8	0.7	0.2	45.9	30.4	12.6	4.0	32.5
79	OTHER UTILITIES.....	4.9	--	--	2.4	2.4	2.3	--	12.9
80	WHOLESALE MARGINS.....	120.2	9.2	4.7	19.8	5.6	8.0	5.9	197.5
81	RETAIL MARGINS.....	27.5	1.4	1.4	1.9	0.3	1.1	1.2	9.4
82	IMPLIED RENT, OWNER OCPD, DWEL.....	--	--	--	--	--	--	--	--
83	OTHER FINANCES, REAL ESTATE.....	170.6	113.3	2.8	56.5	283.0	16.8	13.1	93.7
84	BUSINESS SERVICES.....	6.4	4.9	0.4	30.7	83.6	5.5	3.2	44.5
85	EDUCATION SERVICES.....	--	--	--	--	--	--	--	--
86	HEALTH SERVICES.....	--	--	--	--	--	--	--	--
87	AMUSEMENT & RECREATION SERVICES.....	--	--	--	--	--	--	--	--
88	ACCOMMODATION & FOOD SERVICES.....	--	--	--	--	--	--	--	--
89	OTHER PERSONAL & MISC. SERVICES.....	6.3	44.5	1.8	5.0	2.0	6.6	1.8	36.3
90	TRANSPORTATION MARGINS.....	72.7	2.4	1.9	11.1	1.5	2.9	1.9	199.3
91	OPERATING, OFFICE, LAB & FOOD.....	204.0	158.9	2.4	191.4	37.4	57.9	64.6	188.6
92	TRAVEL, ADVERTISING & PROMOTION.....	0.3	5.7	--	4.7	9.5	2.7	9.8	312.7
93	NON-COMPETING IMPORTS.....	--	--	--	--	--	--	--	168.0
94	UNALLOCATED IMPORTS & EXPORTS.....	--	--	--	--	--	--	--	--
95	INDIRECT TAXES.....	188.4	34.9	3.9	32.4	74.1	15.4	4.9	107.6
96	SUBSIDIES.....	-117.5	-0.2	-7.8	-13.9	-4.6	--	--	-70.4
97	WAGES & SALARIES.....	324.5	438.5	46.1	442.7	155.4	137.1	150.0	1317.6
98	SUPPLEMENTARY LABOUR INCOME.....	2.9	26.6	1.4	32.7	10.9	10.7	11.7	73.1
99	NET INCOME, UNINC. BUSINESS.....	1528.5	28.0	54.3	1.5	0.1	3.6	4.0	20.1
100	OTHER OPERATING SURPLUS.....	866.1	136.5	39.7	845.9	682.3	144.7	30.5	884.0
TOTAL.....		4722.4	1354.6	283.4	1987.2	1544.5	496.0	351.6	8393.5

NOTE: DETAIL MAY NOT ADD DUE TO ROUNDING

TABLE 78. USE (INPUT) MATRIX (AGGREGATION - M). 1969 (MILLIONS OF DOLLARS) - CONTINUED

NO.	COMMODITY AGGREGATION - M	TOBACCO PRODUCTS INDUSTRIES	RUBBER & PLASTIC PROD. IND.	LEATHER INDUSTRIES	TEXTILE INDUSTRIES	KNITTING MILLS	CLOTHING INDUSTRIES	WOOD	FURNITURE, FIXTURE INDUSTRIES
1	GRAINS.....	--	--	--	--	--	--	--	--
2	LIVE ANIMALS.....	--	--	--	--	--	--	--	--
3	OTHER AGRICULTURAL PRODUCTS.....	146.5	--	--	3.0	--	12.9	0.2	--
4	FORESTRY PRODUCTS.....	--	--	--	--	--	--	658.9	1.3
5	FISH LANDINGS.....	--	--	--	--	--	--	--	--
6	HUNTING & TRAPPING PRODUCTS.....	--	--	0.3	1.0	--	13.2	--	--
7	IRON ORES & CONCENTRATES.....	--	--	--	--	--	--	--	--
8	OTHER METAL ORES & CONCENTRATES.....	--	--	--	--	--	--	--	--
9	COAL.....	--	0.8	0.2	0.4	0.1	--	0.1	0.2
10	CRUDE MINERAL OILS.....	--	--	--	--	--	--	--	--
11	NATURAL GAS.....	--	0.3	--	0.8	0.1	--	0.6	0.3
12	NON-METALLIC MINERALS.....	--	1.7	0.1	0.4	--	--	--	--
13	SERVICES INCIDENTAL TO MINING.....	--	--	--	--	--	--	--	--
14	MEAT PRODUCTS.....	0.9	0.4	22.7	--	--	--	--	--
15	DAIRY PRODUCTS.....	--	--	--	--	--	--	--	--
16	FISH PRODUCTS.....	--	--	--	--	--	--	--	--
17	FRUITS & VEGETABLES PREPARATIONS.....	--	--	0.3	--	--	--	--	--
18	FEEDS.....	--	--	--	--	--	--	--	--
19	FLOUR, WHEAT, MEAL & OTHER CEREALS.....	--	--	--	1.3	--	--	--	--
20	BREAKFAST CEREAL & BAKERY PROD.....	--	--	--	--	--	--	--	--
21	SUGAR.....	--	--	0.1	--	--	--	--	--
22	MISC. FOOD PRODUCTS.....	1.1	--	--	0.3	--	--	0.2	--
23	SOFT DRINKS.....	--	--	--	--	--	--	--	--
24	ALCOHOLIC BEVERAGES.....	--	--	--	--	--	--	--	--
25	TOBACCO PROCESSED UNMANUFACTURED.....	116.8	--	--	--	--	--	--	--
26	CIGARETTES & TOBACCO MFG.....	1.5	--	--	--	--	--	--	--
27	TIRES & TUBES.....	--	1.5	--	--	--	--	--	--
28	OTHER RUBBER PRODUCTS.....	--	10.3	17.9	6.9	1.3	0.8	--	11.5
29	PLASTIC FABRICATED PRODUCTS.....	0.1	5.3	12.9	8.1	--	0.7	3.8	12.4
30	LEATHER & LEATHER PRODUCTS.....	--	1.6	84.1	0.3	0.4	10.6	--	0.6
31	YARNS & MAN MADE FIBRES.....	3.7	5.8	0.1	300.4	156.7	11.5	--	0.1
32	FABRICS.....	--	75.7	7.9	194.7	13.1	420.4	2.1	58.3
33	OTHER TEXTILE PRODUCTS.....	--	1.5	2.3	49.9	8.5	30.7	0.2	3.1
34	HOSIERY & KNITTED WEAR.....	--	--	--	--	3.8	--	--	--
35	CLOTHING & ACCESSORIES.....	--	0.8	1.8	23.4	15.9	94.9	--	--
36	LUMBER & TIMBER.....	--	--	0.3	--	--	--	143.6	30.2
37	VENETIR & PLYWOOD.....	--	--	0.5	--	--	--	63.5	17.4
38	OTHER WOOD FABRICATED MATERIALS.....	1.3	2.0	0.2	1.0	--	--	59.8	17.1
39	FURNITURE & FIXTURES.....	--	--	--	0.2	--	--	--	21.7
40	PULP.....	--	--	--	8.7	--	--	--	--
41	NEWSPRINT & OTHER PAPER STOCK.....	2.8	17.6	0.2	3.5	1.1	1.1	4.3	6.2
42	PAPER PRODUCTS.....	37.8	15.0	5.7	14.4	5.5	9.0	5.1	11.0
43	PRINTING & PUBLISHING.....	1.1	0.8	0.4	1.1	0.6	--	--	0.6
44	ADVERTISING, PRINT MEDIA.....	--	--	--	--	--	--	--	--
45	IRON & STEEL PRODUCTS.....	--	0.4	0.3	0.2	--	--	0.3	23.5
46	ALUMINUM PRODUCTS.....	--	--	--	--	--	--	4.4	1.1
47	COPPER & COPPER ALLOY PRODUCTS.....	--	--	--	--	--	--	--	--
48	NICKEL PRODUCTS.....	--	--	--	--	--	--	--	--
49	OTHER NON FERROUS METAL PRODUCTS.....	--	2.8	--	1.1	--	--	--	1.8
50	BOILERS, TANKS & PLATES.....	--	--	--	--	--	--	--	--
51	FABRICATED STRUCTURAL METAL PROD.....	--	0.2	--	0.3	--	0.3	2.3	0.2
52	OTHER METAL FABRICATED PRODUCTS.....	1.5	9.9	4.7	10.0	--	--	16.7	38.6
53	AGRICULTURAL MACHINERY.....	--	--	--	--	--	--	--	--
54	OTHER INDUSTRIAL MACHINERY.....	--	0.4	--	--	0.1	0.3	0.1	--
55	MOTOR VEHICLES.....	--	--	--	--	--	--	--	--
56	MOTOR VEHICLE PARTS.....	--	--	--	--	--	--	--	--
57	OTHER TRANSPORT EQUIPMENT.....	--	0.7	--	--	--	--	--	--
58	APPLIANCES & RECEIVERS HOUSEHOLD.....	--	--	--	--	--	--	--	--
59	OTHER ELECTRICAL PRODUCTS.....	--	--	--	--	--	--	--	2.9
60	CEMENT & CONCRETE PRODUCTS.....	--	--	--	--	--	--	--	--
61	OTHER NON-METALLIC MINERAL PROD.....	--	3.7	0.1	1.4	--	--	11.6	5.1
62	GASOLINE & FUEL OIL.....	0.3	2.2	0.5	4.7	0.6	0.5	6.1	0.9
63	OTHER PETROLEUM & COAL PROD.....	0.1	2.9	0.3	1.1	--	0.2	6.1	0.3
64	INDUSTRIAL CHEMICALS.....	--	228.8	2.3	66.8	0.7	0.9	10.8	0.7
65	FERTILIZERS.....	--	--	--	--	--	--	--	--
66	PHARMACEUTICALS.....	--	--	--	--	--	--	--	--
67	OTHER CHEMICAL PRODUCTS.....	--	15.8	7.6	38.0	4.5	1.2	14.3	11.6
68	SCIENTIFIC EQUIPMENT.....	--	0.3	--	--	--	--	--	--
69	OTHER MANUFACTURED PRODUCTS.....	--	2.8	6.7	27.6	1.0	32.9	0.8	15.1
70	RESIDENTIAL CONSTRUCTION.....	--	--	--	--	--	--	--	--
71	NON-RESIDENTIAL CONSTRUCTION.....	--	--	--	--	--	--	--	--
72	REPAIR CONSTRUCTION.....	2.6	2.9	1.1	4.7	0.6	1.2	8.5	1.8
73	PIPELINE TRANSPORTATION.....	--	0.4	--	0.7	0.1	0.1	0.7	0.4
74	TRANSPORTATION & STORAGE.....	0.7	1.0	0.5	1.8	0.4	1.6	2.8	0.8
75	RADIO & TELEVISION BROADCASTING.....	--	--	--	--	--	--	--	--
76	TELEPHONE & TELEGRAPH.....	0.8	5.6	1.6	5.8	1.3	4.6	7.8	3.3
77	POSTAL SERVICES.....	0.2	1.1	0.7	1.1	0.6	2.3	0.9	1.1
78	ELECTRIC POWER.....	1.0	8.4	1.5	11.3	1.6	2.7	18.8	3.8
79	OTHER UTILITIES.....	0.1	1.0	0.2	2.2	0.3	0.2	2.8	2.1
80	WHOLESALE MARGINS.....	3.5	25.3	14.5	43.5	3.5	50.2	55.3	31.1
81	RETAIL MARGINS.....	0.1	0.4	0.3	0.7	1.0	11.4	1.9	0.8
82	IMPUTED RENT OWNER OCPI, DWEL.....	--	--	--	--	--	--	--	--
83	OTHER FINANCE, INS. REAL ESTATE.....	6.5	19.5	7.4	23.0	8.7	35.6	52.5	15.3
84	BUSINESS SERVICES.....	3.0	11.6	2.8	11.4	2.0	7.3	9.2	5.2
85	EDUCATION SERVICES.....	--	--	--	--	--	--	--	--
86	HEALTH SERVICES.....	--	--	--	--	--	--	--	--
87	AMUSEMENT & RECREATION SERVICES.....	--	--	--	--	--	--	--	--
88	ACCOMMODATION & FOOD SERVICES.....	--	--	--	--	--	--	--	--
89	OTHER PERSONAL & MISC. SERVICES.....	0.8	3.4	5.5	5.2	1.1	2.4	12.5	2.1
90	TRANSPORTATION MARGINS.....	4.3	18.8	5.4	23.9	3.4	7.4	53.1	10.7
91	OPERATING, OFFICE, LAB & FOOD.....	6.5	33.6	13.6	54.3	9.0	16.8	121.4	14.6
92	TRAVEL, ADVERTISING & PROMOTION.....	30.7	42.7	12.7	34.5	7.6	31.9	16.6	17.0
93	NON-COMPETING IMPORTS.....	--	23.6	0.1	49.3	--	--	--	--
94	UNALLOCATED IMPORTS & EXPORTS.....	--	--	--	--	--	--	--	--
95	INDIRECT TAXES.....	3.6	11.3	3.8	15.8	3.5	6.3	19.7	8.8
96	SUBSIDIES.....	--	--	--	-0.4	-0.1	--	-0.6	-0.1
97	WAGES & SALARIES.....	67.6	284.1	140.4	394.1	107.1	421.6	549.9	237.8
98	SUPPLEMENTARY LABOUR INCOME.....	4.1	19.0	6.3	21.4	3.9	14.8	25.9	10.8
99	NET INCOME, UNINC. BUSINESS.....	--	0.5	1.9	2.4	1.0	7.6	10.4	8.2
100	OTHER OPERATING SURPLUS.....	83.6	179.7	18.9	209.3	43.4	79.1	223.3	76.9
	TOTAL.....	535.4	1105.7	419.7	1687.0	413.7	1346.8	2289.2	746.0

NOTE: DETAILS MAY NOT ADD DUE TO ROUNDING.

TABLE 78. USE (INPUT) MATRIX (AGGREGATION - M), 1969 (MILLIONS OF DOLLARS) - CONTINUED

NO.	COMMODITY AGGREGATION - M	PAPER & ALLIED INDUSTRIES	PRINTING & PUBLISHING	PRIMARY METAL INDUSTRIES	METAL FABRICATING INDUSTRIES	MACHINERY INDUSTRIES	TRANS. EQUIPMENT INDUSTRIES	ELECTRICAL PRODUCTS INDUSTRIES	NON-METAL. MINERAL PROD. IND.
1	GRAINS	--	--	--	--	--	--	--	--
2	LIVE ANIMALS	--	--	--	--	--	--	--	--
3	OTHER AGRICULTURAL PRODUCTS	0.2	--	--	--	--	--	--	--
4	FORESTRY PRODUCTS	538.0	--	--	0.1	--	--	--	0.3
5	FISH LANDINGS	--	--	--	--	--	--	--	--
6	HUNTING & TRAPPING PRODUCTS	--	--	--	--	--	--	--	--
7	IRON ORES & CONCENTRATES	--	--	122.9	--	--	--	--	0.3
8	OTHER METAL ORES & CONCENTRATES	0.1	--	1215.6	--	--	--	0.9	10.6
9	COAL	15.7	0.1	69.7	0.3	0.4	2.5	0.6	5.5
10	CRUDE MINERAL OILS	--	--	--	--	--	--	--	--
11	NATURAL GAS	6.9	0.2	6.4	2.1	0.9	2.1	0.7	6.3
12	NON-METALLIC MINERALS	22.7	--	19.9	1.1	4.5	0.9	1.3	69.4
13	SERVICES INCIDENTAL TO MINING	--	--	--	--	--	--	--	--
14	MEAT PRODUCTS	--	--	--	--	--	--	--	--
15	DAIRY PRODUCTS	0.6	--	--	--	--	--	--	--
16	FISH PRODUCTS	--	--	--	--	--	--	--	--
17	FRUITS & VEGETABLE PREPARATIONS	--	--	--	--	--	--	--	--
18	FEEDS	--	--	--	--	--	--	--	--
19	FLOUR, WHEAT MEAL & OTHER CEREALS	0.9	--	--	--	--	--	--	--
20	BREAKFAST CEREAL & BAKERY PROD.	--	--	--	--	--	--	--	--
21	SUGAR	--	--	--	--	--	--	--	--
22	MISC. FOOD PRODUCTS	0.1	--	--	0.1	--	--	--	0.7
23	SOFT DRINKS	--	--	--	--	--	--	--	--
24	ALCOHOLIC BEVERAGES	--	--	--	--	--	--	--	--
25	TOBACCO PROCESSED UNMANUFACTURED	--	--	--	--	--	--	--	--
26	CIGARETTES & TOBACCO MFG.	--	--	--	--	--	--	--	--
27	TIRES & TUBES	--	--	--	0.1	7.1	75.9	--	--
28	OTHER RUBBER PRODUCTS	0.2	--	1.5	4.0	14.8	48.3	37.1	1.2
29	PLASTIC FABRICATED PRODUCTS	16.5	0.6	0.2	2.0	0.7	4.7	13.9	2.2
30	LEATHER & LEATHER PRODUCTS	--	--	--	--	--	1.4	--	--
31	YARNS & MAN MADE FIBRES	1.7	0.1	--	0.7	--	1.5	1.0	1.3
32	FABRICS	3.2	5.5	--	0.3	0.5	24.1	4.4	0.9
33	OTHER TEXTILE PRODUCTS	28.9	0.2	0.3	1.0	0.2	54.2	0.4	0.2
34	HOSIERY & KNITTED WEAR	--	--	--	--	--	--	--	--
35	CLOTHING & ACCESSORIES	--	--	--	--	--	--	--	--
36	LUMBER & TIMBER	0.4	--	1.6	5.1	1.7	15.0	1.1	0.3
37	VENET & PLYWOOD	0.2	--	--	0.1	0.1	3.3	--	--
38	OTHER WOOD FABRICATED MATERIALS	152.0	0.3	4.8	4.2	1.5	3.2	3.8	2.0
39	FURNITURE & FIXTURES	--	--	0.5	1.3	--	7.4	6.7	0.1
40	PULP	110.9	--	--	--	--	--	--	--
41	NEWSPRINT & OTHER PAPER STOCK	390.0	268.8	2.5	2.5	0.2	4.7	1.4	10.6
42	PAPER PRODUCTS	52.3	7.5	6.3	13.3	3.2	6.6	19.5	16.7
43	PRINTING & PUBLISHING	8.7	115.3	--	0.1	1.3	--	0.6	0.4
44	ADVERTISING PRINT MEDIA	--	--	--	--	--	--	--	--
45	IRON & STEEL PRODUCTS	1.0	--	316.4	607.0	163.0	304.6	101.0	3.9
46	ALUMINUM PRODUCTS	13.3	--	136.3	71.9	12.8	48.2	51.6	0.7
47	COPPER & COPPER ALLOY PRODUCTS	0.1	0.1	204.3	55.6	9.9	29.2	176.1	0.1
48	NICKEL PRODUCTS	--	--	17.7	9.3	0.4	5.7	6.6	0.1
49	OTHER NON-FERROUS METAL PRODUCTS	4.3	5.2	157.4	26.6	5.0	31.2	29.0	3.1
50	BOILERS, TANKS & PLATES	--	--	--	12.2	8.2	2.1	5.9	--
51	FABRICATED STRUCTURAL METAL PROD.	1.1	--	8.5	124.7	18.3	30.4	10.5	1.2
52	OTHER METAL FABRICATED PRODUCTS	22.4	0.2	37.1	263.7	112.1	219.4	104.4	11.8
53	AGRICULTURAL MACHINERY	--	--	--	0.1	34.5	--	--	--
54	OTHER INDUSTRIAL MACHINERY	0.1	--	16.7	21.0	165.5	73.4	29.9	1.3
55	MOTOR VEHICLES	--	--	--	1.1	0.6	64.0	0.2	--
56	MOTOR VEHICLE PARTS	--	--	--	4.1	9.1	2233.2	1.6	--
57	OTHER TRANSPORT EQUIPMENT	--	--	0.2	0.2	--	179.8	--	--
58	APPLIANCES & RECEIVERS HOUSEHOLD	--	--	0.2	8.1	8.8	39.1	50.0	--
59	OTHER ELECTRICAL PRODUCTS	--	--	--	14.1	104.3	88.0	518.2	3.0
60	CEMENT & CONCRETE PRODUCTS	--	--	--	0.1	--	--	--	111.5
61	OTHER NON-METALLIC MINERAL PROD.	14.7	--	36.3	20.6	2.9	88.6	16.3	63.8
62	GASOLINE & FUEL OIL	44.7	1.2	17.7	4.2	1.5	4.8	2.0	10.8
63	OTHER PETROLEUM & COAL PROD.	14.1	0.9	42.0	1.3	1.4	6.7	2.4	6.5
64	INDUSTRIAL CHEMICALS	125.3	2.4	27.5	19.8	3.8	13.4	40.5	19.9
65	FERTILIZERS	--	--	--	--	--	--	--	--
66	PHARMACEUTICALS	--	--	--	--	--	--	--	--
67	OTHER CHEMICAL PRODUCTS	37.2	20.7	8.6	29.5	9.1	28.7	15.7	9.3
68	SCIENTIFIC EQUIPMENT	--	7.3	0.1	0.8	2.4	30.7	2.6	0.6
69	OTHER MANUFACTURED PRODUCTS	0.5	1.3	0.6	4.8	4.2	16.9	3.4	3.7
70	RESIDENTIAL CONSTRUCTION	--	--	--	--	--	--	--	--
71	NON-RESIDENTIAL CONSTRUCTION	--	--	--	--	--	--	--	--
72	REPAIR CONSTRUCTION	13.5	4.0	21.9	8.5	4.6	12.9	6.5	6.7
73	PIPELINE TRANSPORTATION	5.3	0.3	5.4	2.1	0.8	1.7	1.0	5.0
74	TRANSPORTATION & STORAGE	10.6	1.9	9.4	5.8	2.5	26.9	10.3	1.9
75	RADIO & TELEVISION BROADCASTING	--	--	--	--	--	--	--	--
76	TELEPHONE & TELEGRAPH	11.9	14.7	10.9	18.5	13.5	22.3	18.9	6.7
77	POSTAL SERVICES	1.9	17.9	1.1	2.9	2.5	3.3	2.8	0.9
78	ELECTRIC POWER	101.4	5.8	70.4	15.7	6.4	18.8	10.7	23.1
79	OTHER UTILITIES	12.0	0.9	10.6	4.3	1.7	5.0	2.2	10.3
80	WHOLESALE MARGINS	67.1	16.3	187.0	76.4	69.4	144.3	64.9	25.2
81	RETAIL MARGINS	2.0	1.7	1.6	1.6	0.6	2.7	1.3	1.9
82	IMPUTED RENT OWNER OCCUP. DWEL.	--	--	--	--	--	--	--	--
83	OTHER FINANCE INS. REAL ESTATE	49.5	34.2	31.7	42.0	52.6	51.4	55.0	19.9
84	BUSINESS SERVICES	21.5	20.8	25.7	24.6	20.2	214.8	24.1	8.2
85	EDUCATION SERVICES	--	--	--	--	--	--	--	--
86	HEALTH SERVICES	--	--	--	--	--	--	--	--
87	AMUSEMENT & RECREATION SERVICES	--	--	--	--	--	--	--	--
88	ACCOMMODATION & FOOD SERVICES	--	--	--	--	--	--	--	--
89	OTHER PERSONAL & MISC. SERVICES	22.0	8.2	12.4	16.1	5.5	13.8	8.2	17.2
90	TRANSPORTATION MARGINS	133.2	19.7	92.8	49.9	28.5	92.5	34.7	44.9
91	OPERATING, OFFICE, LAB. & FOOD	182.8	30.5	182.7	121.5	58.6	164.9	69.7	104.3
92	TRAVEL, ADVERTISING & PROMOTION	39.8	70.7	23.6	58.7	53.6	111.4	87.8	21.7
93	NON-COMPETING IMPORTS	0.5	--	--	--	--	--	--	--
94	UNALLOCATED IMPORTS & EXPORTS	--	--	--	--	--	--	--	--
95	INDIRECT TAXES	72.3	17.6	51.9	30.0	23.7	52.2	26.1	25.8
96	SUBSIDIES	40.1	40.1	40.1	40.6	40.9	2.3	40.2	40.2
97	WAGES & SALARIES	940.7	588.9	848.3	978.5	614.9	1251.1	829.6	362.9
98	SUPPLEMENTARY LABOUR INCOME	55.7	23.8	65.3	63.9	17.3	101.9	48.2	20.4
99	NET INCOME/UNINC. BUSINESS	1.1	10.0	0.2	8.2	0.8	1.7	0.7	2.1
100	OTHER OPERATING SURPLUS	525.0	193.2	551.9	413.4	315.2	722.5	286.4	242.3
	TOTAL	7964.8	1518.4	4684.4	3283.5	2964.4	6988.1	2850.5	1331.4

NOTE: DETAIL MAY NOT ADD DUE TO ROUNDING.

TABLE 78. USE (INPUT) MATRIX (AGGREGATION - M), 1969 (MILLIONS OF DOLLARS) - CONTINUED

NO.	COMMODITY AGGREGATION - M	PETROLEUM & COAL PROD. IND.	CHEMICAL & CHEMICAL PROD. IND.	MISC. MANUFACTURING	CONSTR. INDUSTRY	TRANS. & STORAGE	COMMUNI- CATION	ELEC POWER GAS, OTHER UTILITIES	WHOLESALE TRADE
1	GRAINS.....	--	--	--	--	--	--	--	2.8
2	LIVE ANIMALS.....	--	1.7	--	--	--	--	--	--
3	OTHER AGRICULTURAL PRODUCTS.....	--	0.4	0.2	6.6	1.2	--	--	2.5
4	FORESTRY PRODUCTS.....	--	0.1	--	4.6	--	--	--	--
5	FISH LANDINGS.....	--	--	--	--	--	--	--	--
6	HUNTING & TRAPPING PRODUCTS.....	--	--	0.3	--	--	--	--	--
7	IRON ORES & CONCENTRATES.....	--	--	--	--	--	--	--	--
8	OTHER METAL ORES & CONCENTRATES.....	0.1	0.1	18.9	--	--	--	0.8	0.1
9	COAL.....	1.5	9.6	0.4	6.3	2.6	--	64.5	0.1
10	CRUDE MINERAL OILS.....	1104.0	0.8	--	--	--	--	--	--
11	NATURAL GAS.....	--	10.6	0.3	--	8.9	--	3.4	1.7
12	NON-METALLIC MINERALS.....	2.0	43.4	0.8	54.5	2.0	--	--	--
13	SERVICES INCIDENTAL TO MINING.....	--	--	--	63.8	--	--	--	--
14	MEAT PRODUCTS.....	--	10.4	0.1	--	--	--	--	0.2
15	DAIRY PRODUCTS.....	--	0.9	--	--	--	--	--	2.8
16	FISH PRODUCTS.....	--	0.4	0.2	--	--	--	--	0.2
17	FRUITS & VEGETABLE PREPARATIONS.....	--	--	--	--	--	--	--	--
18	FEEDS.....	--	2.2	--	--	0.6	--	--	0.1
19	FLOUR, WHEAT MEAL & OTHER CEREALS.....	--	0.6	--	--	--	--	--	1.2
20	BREAKFAST CEREAL & BAKERY PROD.....	--	--	--	--	--	--	--	--
21	SUGAR.....	--	0.7	--	--	--	--	--	0.4
22	MISC. FOOD PRODUCTS.....	--	23.0	0.6	--	--	--	--	0.3
23	SOFT DRINKS.....	--	--	--	--	--	--	--	--
24	ALCOHOLIC BEVERAGES.....	--	0.1	--	--	--	--	--	--
25	TOBACCO PROCESSED UNMANUFACTURED.....	--	--	--	--	--	--	--	--
26	CIGARETTES & TOBACCO MFG.....	--	--	--	--	--	--	--	0.2
27	TIRES & TUBES.....	--	--	0.6	18.1	50.4	--	--	--
28	OTHER RUBBER PRODUCTS.....	--	1.5	2.3	16.8	6.2	--	--	--
29	PLASTIC FABRICATED PRODUCTS.....	0.2	28.6	13.0	89.8	2.5	--	--	12.6
30	LEATHER & LEATHER PRODUCTS.....	--	--	4.6	0.5	0.1	--	--	0.5
31	YARNS & MAN MADE FIBRES.....	--	1.6	5.4	0.5	--	--	--	2.1
32	FABRICS.....	--	2.9	17.8	5.0	1.2	--	--	2.4
33	OTHER TEXTILE PRODUCTS.....	--	3.4	3.9	45.5	5.0	1.0	--	5.2
34	HOSIERY & KNITTED WEAR.....	--	--	--	--	--	--	--	--
35	CLOTHING & ACCESSORIES.....	--	--	0.3	--	--	--	--	--
36	LUMBER & TIMBER.....	--	--	11.2	233.7	--	--	--	3.3
37	VENEER & PLYWOOD.....	--	--	5.2	165.4	--	--	--	0.6
38	OTHER WOOD FABRICATED MATERIALS.....	0.6	3.8	10.5	335.9	--	--	--	9.1
39	FURNITURE & FIXTURES.....	--	--	--	15.2	--	--	--	--
40	PULP.....	--	7.5	--	--	--	--	--	--
41	NEWSPRINT & OTHER PAPER STOCK.....	--	3.7	11.4	58.2	0.2	--	--	12.8
42	PAPER PRODUCTS.....	2.0	63.6	10.6	28.1	2.6	--	--	36.6
43	PRINTING & PUBLISHING.....	--	2.1	0.6	--	3.4	17.6	1.1	9.9
44	ADVERTISING, PRINT MEDIA.....	--	--	--	--	--	--	--	--
45	IRON & STEEL PRODUCTS.....	--	0.7	20.8	425.5	4.6	--	--	2.9
46	ALUMINUM PRODUCTS.....	--	2.6	15.9	3.3	0.1	--	--	0.2
47	COPPER & COPPER ALLOY PRODUCTS.....	--	7.8	10.7	35.8	0.8	--	--	0.3
48	NICKEL PRODUCTS.....	--	0.2	0.1	1.5	--	--	--	--
49	OTHER NON FERROUS METAL PRODUCTS.....	0.3	17.1	31.2	12.3	0.3	--	--	0.2
50	ROLLERS, TANKS & PLATES.....	--	--	1.7	187.7	1.5	--	--	--
51	FABRICATED STRUCTURAL METAL PROD.....	--	0.4	2.8	571.3	0.4	--	--	1.1
52	OTHER METAL FABRICATED PRODUCTS.....	11.2	39.5	34.6	548.7	1.1	--	--	23.0
53	AGRICULTURAL MACHINERY.....	--	--	--	--	--	--	--	--
54	OTHER INDUSTRIAL MACHINERY.....	--	0.4	1.0	204.2	1.5	0.1	--	--
55	MOTOR VEHICLES.....	--	--	--	--	--	--	--	--
56	MOTOR VEHICLE PARTS.....	--	--	0.2	23.1	87.3	--	--	--
57	OTHER TRANSPORT EQUIPMENT.....	--	--	--	--	91.3	--	--	--
58	APPLIANCES & RECEIVERS, HOUSEHOLD.....	--	0.2	1.0	7.8	--	0.9	--	--
59	OTHER ELECTRICAL PRODUCTS.....	--	--	8.4	545.6	12.2	51.9	--	0.1
60	CEMENT & CONCRETE PRODUCTS.....	--	--	0.1	510.8	--	--	--	--
61	OTHER NON-METALLIC MINERAL PROD.....	0.1	21.5	15.1	272.2	1.8	--	--	1.4
62	GASOLINE & FUEL OIL.....	0.3	13.0	1.2	57.0	207.4	2.8	26.9	51.0
63	OTHER PETROLEUM & COAL PROD.....	20.3	84.6	1.3	74.5	14.8	0.5	0.5	4.8
64	INDUSTRIAL CHEMICALS.....	12.5	387.4	35.2	7.9	0.6	0.9	0.1	4.8
65	FERTILIZERS.....	--	15.5	--	--	--	--	--	--
66	PHARMACEUTICALS.....	--	20.7	--	0.5	--	--	--	--
67	OTHER CHEMICAL PRODUCTS.....	41.3	85.7	11.3	81.3	5.6	0.1	--	1.6
68	SCIENTIFIC EQUIPMENT.....	--	0.3	33.8	22.7	1.5	3.5	--	0.2
69	OTHER MANUFACTURED PRODUCTS.....	13.2	16.8	36.2	59.8	2.5	0.3	--	2.1
70	RESIDENTIAL CONSTRUCTION.....	--	--	--	--	--	--	--	--
71	NON-RESIDENTIAL CONSTRUCTION.....	--	--	--	--	--	--	--	--
72	REPAIR CONSTRUCTION.....	48.2	17.6	3.4	6.0	193.6	58.8	100.8	6.5
73	PIPELINE TRANSPORTATION.....	139.4	10.2	0.4	0.3	7.4	0.1	2.6	1.8
74	TRANSPORTATION & STORAGE.....	3.1	8.3	1.4	105.6	594.1	94.8	2.5	157.6
75	RADIO & TELEVISION BROADCASTING.....	--	--	--	--	--	13.7	--	--
76	TELEPHONE & TELEGRAPH.....	2.1	14.2	7.0	18.1	76.4	28.8	4.4	72.0
77	POSTAL SERVICES.....	1.0	5.3	3.0	1.9	6.0	12.7	3.1	27.9
78	ELECTRIC POWER.....	12.9	48.1	4.1	5.4	28.2	6.9	25.3	26.0
79	OTHER UTILITIES.....	3.1	22.9	0.8	0.3	3.7	0.3	6.6	3.9
80	WHOLESALE MARGINS.....	4.6	68.8	28.2	696.6	98.3	4.0	9.1	52.1
81	RETAIL MARGINS.....	--	3.0	0.5	84.3	48.5	20.9	2.2	11.8
82	IMPLIED RENT OWNER OCCUP. DWEL.....	--	--	--	--	--	--	--	--
83	OTHER FINANCIALS, REAL ESTATE.....	26.4	56.6	28.3	189.6	189.9	40.6	41.1	264.8
84	BUSINESS SERVICES.....	13.6	36.0	11.3	439.3	42.3	29.3	11.9	100.5
85	EDUCATION SERVICES.....	--	--	--	--	--	--	--	--
86	HEALTH SERVICES.....	--	--	--	--	--	--	--	--
87	AMUSEMENT & RECREATION SERVICES.....	--	--	--	--	--	45.3	--	--
88	ACCOMMODATION & FOOD SERVICES.....	--	--	--	--	27.9	--	--	--
89	OTHER PERSONAL & MISC. SERVICES.....	2.9	26.0	5.1	210.5	139.4	10.1	11.4	49.9
90	TRANSPORTATION MARGINS.....	6.7	63.5	13.9	238.4	34.3	1.6	11.6	10.0
91	OPERATING OFFICE LAB & FOOD.....	34.6	93.0	33.4	178.3	321.1	52.1	34.7	231.2
92	TRAVEL, ADVERTISING & PROMOTION.....	26.4	188.7	67.5	56.9	78.1	23.4	8.9	307.5
93	NON-COMPETING IMPORTS.....	--	1.4	1.8	--	--	--	--	--
94	UNALLOCATED IMPORTS & EXPORTS.....	--	--	--	--	--	--	--	--
95	INDIRECT TAXES.....	15.1	41.4	16.1	816.9	388.6	79.9	75.5	138.4
96	SUBSIDIES.....	--	2.0	--	--	-117.5	-162.0	-17.7	-84.3
97	WAGES & SALARIES.....	139.9	600.9	348.2	4109.2	2395.0	954.2	429.8	2302.8
98	SUPPLEMENTARY LABOUR INCOME.....	12.6	32.8	19.9	201.8	92.6	29.5	29.5	83.8
99	NET INCOME UNINC. BUSINESS.....	--	0.6	7.3	466.0	152.8	--	1.8	219.2
100	OTHER OPERATING SURPLUS.....	50.3	468.1	138.8	818.1	1263.9	829.2	1088.1	879.4
TOTAL.....		1753.8	2743.5	1322.3	13355.7	6578.9	2316.9	1980.7	5964.4

NOTE: DETAIL MAY NOT ADD DUE TO ROUNDING.

TABLE 78. USE (INPUT) MATRIX (AGGREGATION - M), 1969 (MILLIONS OF DOLLARS) - CONTINUED

NO.	COMMODITY AGGREGATION - M	RETAIL TRADE	OWNER OCCUPIED DWELLINGS	FINANCE, INS. & REAL ESTATE	EDUCATION & HEALTH SERVICES	AMUSEMENT RECREATION SERVICES	SERVICE TO BUSINESS MANAGEMENT	ACCOMMODATION, FOOD SERVICES	PERSONAL & MISC. SERVICES
1	GRAINS	--	--	--	--	--	--	--	--
2	LIVE ANIMALS	243.6	--	--	--	0.2	--	58.3	1.9
3	OTHER AGRICULTURAL PRODUCTS	--	--	--	--	--	--	--	--
4	FORESTRY PRODUCTS	--	--	--	--	--	--	8.8	--
5	FISH LANDINGS	--	--	--	--	--	--	--	--
6	HUNTING & TRAPPING PRODUCTS	--	--	--	--	--	--	--	--
7	IRON ORES & CONCENTRATES	--	--	--	0.6	--	--	--	--
8	OTHER METAL ORES & CONCENTRATES	--	--	--	0.8	--	--	--	--
9	COAL	--	--	--	--	--	--	--	--
10	CRUDE MINERAL OILS	--	--	--	--	--	--	1.4	--
11	NATURAL GAS	12.0	--	5.7	0.3	--	--	0.4	--
12	NON METALLIC MINERALS	--	--	--	--	0.1	--	--	--
13	SERVICES INCIDENTAL TO MINING	--	--	--	--	--	--	315.3	--
14	MEAT PRODUCTS	3.3	--	--	--	--	--	83.5	--
15	DAIRY PRODUCTS	--	--	--	--	--	--	55.4	--
16	FISH PRODUCTS	--	--	--	--	--	--	38.7	--
17	FRUITS & VEGETABLES PREPARATIONS	--	--	--	--	--	--	--	--
18	FEEDS	--	--	--	--	0.2	--	--	--
19	FLOUR, WHEAT MEAL & OTHER CEREALS	--	--	6.3	--	--	--	6.3	--
20	BREAKFAST CEREAL & BAKERY PROD.	--	--	--	--	--	--	49.1	--
21	SUGAR	--	--	--	--	--	--	10.4	--
22	MISC. FOOD PRODUCTS	--	--	--	--	--	--	21.0	1.9
23	SOFT DRINKS	--	--	--	--	--	--	12.1	--
24	ALCOHOLIC BEVERAGES	--	--	--	--	--	--	--	--
25	TOBACCO PROCESSED UNMANUFACTURED	--	--	--	--	--	--	--	--
26	CIGARETTES & TOBACCO MFG.	--	--	--	--	--	--	--	--
27	TIRES & TUBES	3.3	--	--	--	--	--	--	--
28	OTHER RUBBER PRODUCTS	4.1	--	--	0.2	--	--	--	3.0
29	PLASTIC FABRICATED PRODUCTS	6.0	--	--	--	--	--	2.2	--
30	LEATHER & LEATHER PRODUCTS	--	--	--	--	0.5	--	--	2.5
31	YARNS & MAN MADE FIBRES	--	--	--	--	--	--	--	1.9
32	FABRICS	1.1	--	--	0.3	0.4	--	3.7	12.8
33	OTHER TEXTILE PRODUCTS	1.1	--	--	9.9	0.2	0.3	27.2	1.1
34	HOSIERY & KNITTED WEAR	--	--	--	--	--	--	--	--
35	CLOTHING & ACCESSORIES	11.0	--	--	--	--	--	2.1	--
36	LUMBER & TIMBER	--	--	--	--	--	0.2	--	--
37	VENEER & PLYWOOD	--	--	--	--	--	--	--	--
38	OTHER WOOD FABRICATED MATERIALS	4.5	--	--	--	0.4	--	--	16.7
39	FURNITURE & FIXTURES	--	--	--	--	--	--	1.2	--
40	PULP	--	--	--	--	--	--	--	--
41	NEWSPRINT & OTHER PAPER STOCK	10.0	--	--	0.1	--	2.4	--	0.5
42	PAPER PRODUCTS	110.7	--	--	--	--	0.5	41.0	3.6
43	PRINTING & PUBLISHING	7.6	--	16.8	3.6	0.9	3.0	--	--
44	ADVERTISING-PRINT MEDIA	--	--	--	--	--	--	--	--
45	IRON & STEEL PRODUCTS	--	--	--	--	--	--	--	--
46	ALUMINUM PRODUCTS	--	--	--	--	--	--	--	--
47	COPPER & COPPER ALLOY PRODUCTS	--	--	--	--	--	--	--	--
48	NICKEL PRODUCTS	--	--	--	--	--	--	--	3.0
49	OTHER NON FERROUS METAL PRODUCTS	--	--	--	--	--	--	--	--
50	BOILERS, TANKS & PLATES	--	--	--	--	--	--	--	--
51	FABRICATED STRUCTURAL METAL PROD.	--	--	--	--	--	--	--	--
52	OTHER METAL FABRICATED PRODUCTS	24.0	--	--	--	1.7	--	0.5	4.1
53	AGRICULTURAL MACHINERY	--	--	--	--	--	--	0.1	--
54	OTHER INDUSTRIAL MACHINERY	--	--	--	--	--	--	--	--
55	MOTOR VEHICLES	--	--	--	--	--	--	--	--
56	MOTOR VEHICLE PARTS	--	--	--	--	--	--	--	--
57	OTHER TRANSPORT EQUIPMENT	--	--	--	--	--	--	--	--
58	APPLIANCES & RECEIVERS, HOUSEHOLD	--	--	--	0.1	--	--	--	0.4
59	OTHER ELECTRICAL PRODUCTS	--	--	--	0.1	--	--	--	--
60	CEMENT & CONCRETE PRODUCTS	--	--	--	0.3	0.1	--	7.8	--
61	OTHER NON METALLIC MINERAL PROD.	1.4	--	--	5.9	2.1	5.3	18.5	11.2
62	GASOLINE & FUEL OIL	40.5	--	14.7	0.8	0.1	0.5	0.9	1.9
63	OTHER PETROLEUM & COAL PROD.	2.6	--	0.2	1.9	0.2	--	0.1	11.1
64	INDUSTRIAL CHEMICALS	6.8	--	--	--	--	--	0.1	--
65	FERTILIZERS	--	--	--	23.5	--	--	--	--
66	PHARMACEUTICALS	--	--	--	0.4	--	0.2	1.3	46.1
67	OTHER CHEMICAL PRODUCTS	--	--	--	25.8	9.1	1.2	--	14.1
68	SCIENTIFIC EQUIPMENT	0.4	--	--	5.6	9.5	0.4	3.3	2.7
69	OTHER MANUFACTURED PRODUCTS	5.2	--	--	--	--	--	--	--
70	RESIDENTIAL CONSTRUCTION	--	--	--	--	--	--	--	--
71	NON-RESIDENTIAL CONSTRUCTION	--	--	--	--	--	--	--	--
72	REPAIR CONSTRUCTION	44.8	700.8	362.2	1.9	6.7	--	12.0	0.6
73	PIPELINE TRANSPORTATION	9.0	--	4.6	0.5	--	--	1.1	0.1
74	TRANSPORTATION & STORAGE	68.9	--	1.1	2.4	3.2	3.7	6.5	4.5
75	RADIO & TELEVISION BROADCASTING	--	--	--	--	--	--	--	--
76	TELEPHONE & TELEGRAPH	71.0	--	133.5	34.0	4.3	36.4	19.1	8.2
77	POSTAL SERVICES	80.6	--	48.5	6.9	0.5	9.5	0.8	1.1
78	ELECTRIC POWER	101.4	--	40.8	3.5	7.9	4.3	23.0	10.0
79	OTHER UTILITIES	20.9	--	18.4	1.5	0.1	0.2	4.9	0.4
80	WHOLESALE MARGINS	27.0	--	5.1	8.8	2.4	2.5	48.0	17.0
81	RETAIL MARGINS	11.8	--	3.1	1.6	0.3	2.2	25.6	2.3
82	IMPUTED RENT OWNER OCCUP. DWEL.	--	--	--	--	--	--	--	--
83	OTHER FINANCE, INS. REAL ESTATE	532.3	49.6	802.3	52.4	72.3	109.2	119.4	52.6
84	BUSINESS SERVICES	59.2	--	202.8	19.5	7.6	93.4	23.0	6.4
85	EDUCATION SERVICES	--	--	--	--	--	--	--	--
86	HEALTH SERVICES	--	--	4.9	--	--	--	--	--
87	AMUSEMENT & RECREATION SERVICES	--	--	--	0.1	50.7	3.1	26.8	--
88	ACCOMMODATION & FOOD SERVICES	--	--	--	--	--	--	2.8	--
89	OTHER PERSONAL & MISC. SERVICES	44.2	--	54.9	37.5	14.3	41.0	28.8	16.9
90	TRANSPORTATION MARGINS	12.8	--	1.4	2.6	0.7	0.8	20.5	5.4
91	OPERATING, OFFICE, LAB. & FOOD	336.2	--	304.6	84.3	66.8	140.8	112.1	85.3
92	TRAVEL, ADVERTISING & PROMOTION	255.4	--	263.0	15.0	34.5	94.4	57.4	18.9
93	NON-COMPETING IMPORTS	2.8	--	--	--	--	--	5.3	--
94	UNALLOCATED IMPORTS & EXPORTS	--	--	--	--	--	--	--	--
95	INDIRECT TAXES	216.3	1286.3	1141.4	20.3	24.0	24.8	97.7	32.1
96	SUBSIDIES	41.2	-58.3	-43.8	--	-0.1	--	--	--
97	WAGES & SALARIES	3241.8	--	2189.3	304.0	158.7	952.3	1007.9	398.1
98	SUPPLEMENTARY LABOUR INCOME	118.6	--	155.0	11.3	4.9	29.7	31.4	12.4
99	NET INCOME, UNINC. BUSINESS	650.7	922.1	601.0	808.8	45.9	544.6	312.7	204.6
100	OTHER OPERATING SURPLUS	931.4	1685.5	2374.2	57.5	94.7	321.5	402.6	105.1
	TOTAL	7336.2	4586.0	8705.6	1554.9	626.2	2428.6	3166.4	1122.5

NOTE: DETAIL MAY NOT ADD DUE TO ROUNDING

TABLE 78. USE (INPUT) MATRIX (AGGREGATION - M), 1969 (MILLIONS OF DOLLARS) - CONCLUDED

NO.	COMMODITY AGGREGATION - M	TRANS. MARGINS	OPERATING OFFICE LAB & FOOD	TRAVEL PROMOTION, ADVTG.	TOTAL INDUSTRIES
1	GRAINS	--	--	--	319.9
2	LIVE ANIMALS	--	2.5	--	1570.9
3	OTHER AGRICULTURAL PRODUCTS	--	35.6	--	1261.1
4	FORESTRY PRODUCTS	--	--	--	1342.1
5	FISH LANDINGS	--	1.6	--	158.8
6	HUNTING & TRAPPING PRODUCTS	--	--	--	15.2
7	IRON ORES & CONCENTRATES	--	--	--	123.2
8	OTHER METAL ORES & CONCENTRATES	--	--	--	1250.6
9	COAL	--	--	--	187.4
10	CRUDE MINERAL OILS	--	--	--	1104.8
11	NATURAL GAS	--	--	--	81.9
12	NON-METALLIC MINERALS	--	0.4	--	255.5
13	SERVICES INCIDENTAL TO MINING	--	--	--	732.1
14	MEAT PRODUCTS	--	81.5	--	904.5
15	DAIRY PRODUCTS	--	52.1	--	329.9
16	FISH PRODUCTS	--	4.4	--	87.0
17	FRUITS & VEGETABLES PREPARATIONS	--	23.5	--	127.1
18	FEEDS	--	--	--	596.4
19	FLOUR, WHEAT MEAL & OTHER CEREALS	--	3.6	--	128.8
20	BREAKFAST CEREAL & BAKERY PROD.	--	31.0	--	82.2
21	SUGAR	--	5.0	--	103.0
22	MISC. FOOD PRODUCTS	--	17.8	--	315.5
23	SOFT DRINKS	--	11.9	--	53.7
24	ALCOHOLIC BEVERAGES	--	--	40.2	48.5
25	TOBACCO PROCESSED UNMANUFACTURED ..	--	--	--	116.8
26	CIGARETTES & TOBACCO MFG.	--	--	--	1.6
27	TIRES & TUBES	--	118.6	2.6	288.0
28	OTHER RUBBER PRODUCTS	--	25.8	0.8	216.6
29	PLASTIC FABRICATED PRODUCTS	--	62.9	--	357.4
30	LEATHER & LEATHER PRODUCTS	--	8.9	--	116.5
31	YARNS & MAN MADE FIBRES	--	--	--	496.3
32	FABRICS	--	--	--	859.5
33	OTHER TEXTILE PRODUCTS	--	32.7	--	354.2
34	HOSIERY & KNITTED WEAR	--	--	--	1.8
35	CLOTHING & ACCESSORIES	--	10.9	--	161.2
36	LUMBER & TIMBER	--	2.2	--	452.5
37	VENEER & PLYWOOD	--	--	--	256.2
38	OTHER WOOD FABRICATED MATERIALS	--	0.6	--	650.0
39	FURNITURE & FIXTURES	--	--	--	54.2
40	PULP	--	--	--	127.1
41	NEWSPRINT & OTHER PAPER STOCK	--	8.1	--	840.9
42	PAPER PRODUCTS	--	246.7	1.8	1034.7
43	PRINTING & PUBLISHING	--	331.7	199.9	748.2
44	ADVERTISING, PRINT MEDIA	--	--	447.0	447.0
45	IRON & STEEL PRODUCTS	--	9.3	--	2016.8
46	ALUMINUM PRODUCTS	--	--	--	362.3
47	COPPER & COPPER ALLOY PRODUCTS	--	1.0	--	531.9
48	NICKEL PRODUCTS	--	--	--	41.5
49	OTHER NON FERROUS METAL PRODUCTS ..	--	7.2	--	340.1
50	BOILERS, TANKS & PLATES	--	2.8	--	222.2
51	FABRICATED STRUCTURAL METAL PROD.	--	--	--	795.6
52	OTHER METAL FABRICATED PRODUCTS	--	334.3	--	2066.5
53	AGRICULTURAL MACHINERY	--	1.9	--	81.2
54	OTHER INDUSTRIAL MACHINERY	--	632.5	--	1197.7
55	MOTOR VEHICLES	--	--	--	65.9
56	MOTOR VEHICLE PARTS	--	381.7	31.1	2771.5
57	OTHER TRANSPORT EQUIPMENT	--	0.9	--	293.4
58	APPLIANCES & RECEIVERS, HOUSEHOLD	--	4.4	--	121.3
59	OTHER ELECTRICAL PRODUCTS	--	203.4	3.9	1562.7
60	CEMENT & CONCRETE PRODUCTS	--	--	--	622.5
61	OTHER NON-METALLIC MINERAL PROD.	--	27.6	--	708.4
62	GASOLINE & FUEL OIL	--	--	40.3	849.3
63	OTHER PETROLEUM & COAL PROD.	--	2.6	2.5	355.0
64	INDUSTRIAL CHEMICALS	--	76.9	--	1224.9
65	FERTILIZERS	--	5.6	--	74.9
66	PHARMACEUTICALS	--	17.0	--	91.5
67	OTHER CHEMICAL PRODUCTS	--	178.6	1.8	836.9
68	SCIENTIFIC EQUIPMENT	--	133.6	--	280.7
69	OTHER MANUFACTURED PRODUCTS	--	50.0	57.4	392.0
70	RESIDENTIAL CONSTRUCTION	--	--	--	--
71	NON-RESIDENTIAL CONSTRUCTION	--	--	--	--
72	REPAIR CONSTRUCTION	--	--	--	1915.5
73	PIPELINE TRANSPORTATION	--	--	--	209.6
74	TRANSPORTATION & STORAGE	2853.1	--	422.7	4680.3
75	RADIO & TELEVISION BROADCASTING	--	--	227.3	241.0
76	TELEPHONE & TELEGRAPH	--	--	--	724.6
77	POSTAL SERVICES	--	--	--	258.1
78	ELECTRIC POWER	--	--	--	805.1
79	OTHER UTILITIES	--	--	--	168.8
80	WHOLESALE MARGINS	--	558.7	37.8	2827.9
81	RETAIL MARGINS	--	218.9	42.2	553.3
82	IMPLIED RENT OWNER OCPD DWEL.	--	--	--	--
83	OTHER FINANCIALS, REAL ESTATE	--	--	--	3882.0
84	BUSINESS SERVICES	--	--	285.2	1972.8
85	EDUCATION SERVICES	--	--	--	--
86	HEALTH SERVICES	--	--	--	4.9
87	AMUSEMENT & RECREATION SERVICES	--	--	34.5	160.5
88	ACCOMMODATION & FOOD SERVICES	--	--	536.1	566.8
89	OTHER PERSONAL & MISC. SERVICES	--	869.7	59.3	1862.6
90	TRANSPORTATION MARGINS	--	138.2	12.9	1482.1
91	OPERATING OFFICE, LAB. & FOOD	--	--	--	4198.9
92	TRAVEL, ADVERTISING & PROMOTION	--	--	--	2502.4
93	NON-COMPETING IMPORTS	--	3.7	--	257.5
94	UNALLOCATED IMPORTS & EXPORTS	--	82.5	125.7	208.2
95	INDIRECT TAXES	--	462.2	211.5	5922.6
96	SUBSIDIES	--	--	--	-701.0
97	WAGES & SALARIES	--	--	--	31061.1
98	SUPPLEMENTARY LABOUR INCOME	--	--	--	1719.3
99	NET INCOME, UNINC. BUSINESS	--	--	--	6635.3
100	OTHER OPERATING SURPLUS	--	--	--	19302.2
TOTAL		2853.1	5525.5	2824.4	129602.1

NOTE: DETAIL MAY NOT ADD DUE TO ROUNDING.

TABLE 79. FINAL DEMAND MATRIX (AGGREGATION - M), 1969 (MILLIONS OF DOLLARS)

NO.	COMMODITY AGGREGATION - M	CONS. EXP. DURABLE	CONS. EXP. SEMI DURABLE	CONS. EXP. NON DURABLE	CONS. EXP. SERVICES	CONS. TRUCTION, BUSINESS	CONS. TRUCTION, GOVERNMENT	MACHINERY, EQUIPMENT BUSINESS	MACHINERY, EQUIPMENT GOVERNMENT
1	GRAINS.....	--	--	--	--	--	--	--	--
2	LIVE ANIMALS.....	--	15.1	75.4	--	--	--	--	--
3	OTHER AGRICULTURAL PRODUCTS.....	--	--	623.1	16.0	--	--	--	--
4	FORESTRY PRODUCTS.....	--	--	24.4	--	--	--	--	--
5	FISH LANDINGS.....	--	--	7.0	--	--	--	--	--
6	HUNTING & TRAPPING PRODUCTS.....	--	--	--	--	--	--	--	--
7	IRON ORES & CONCENTRATES.....	--	--	--	--	--	--	--	--
8	OTHER METAL ORES & CONCENTRATES.....	--	--	--	--	--	--	--	--
9	COAL.....	--	--	7.8	0.8	--	--	--	--
10	CRUDE MINERAL OILS.....	--	--	--	--	--	--	--	--
11	NATURAL GAS.....	--	--	54.5	10.6	--	--	--	--
12	NON-METALLIC MINERALS.....	--	3.1	6.3	--	--	--	--	--
13	SERVICES INCIDENTAL TO MINING.....	--	--	--	--	142.7	--	--	--
14	MEAT PRODUCTS.....	--	--	1744.4	--	--	--	--	--
15	DAIRY PRODUCTS.....	--	--	958.0	--	--	--	--	--
16	FISH PRODUCTS.....	--	--	68.1	--	--	--	--	--
17	FRUITS & VEGETABLES PREPARATIONS.....	--	--	548.6	--	--	--	--	--
18	FEEDS.....	--	--	58.0	--	--	--	--	--
19	FLOUR, WHEAT, MEAL & OTHER CEREALS.....	--	--	40.7	--	--	--	--	--
20	BREAKFAST CEREAL & BAKERY PROD.....	--	--	614.8	--	--	--	--	--
21	SUGAR.....	--	--	85.5	--	--	--	--	--
22	MISC. FOOD PRODUCTS.....	--	--	700.6	--	--	--	--	--
23	SOFT DRINKS.....	--	--	281.9	--	--	--	--	--
24	ALCOHOLIC BEVERAGES.....	--	--	601.7	--	--	--	--	--
25	TOBACCO PROCESSED & MANUFACTURED.....	--	--	--	--	--	--	--	--
26	CIGARETTES & TOBACCO MFG.....	--	--	357.9	--	--	--	--	--
27	TIRES & TUBES.....	102.9	--	--	--	--	--	0.7	--
28	OTHER RUBBER PRODUCTS.....	4.7	55.9	2.6	--	--	--	7.3	1.7
29	PLASTIC FABRICATED PRODUCTS.....	1.4	27.0	11.6	--	--	--	--	--
30	LEATHER & LEATHER PRODUCTS.....	--	390.1	--	--	--	--	--	--
31	YARNS & MAN MADE FIBRES.....	--	25.6	--	--	--	--	--	--
32	FABRICS.....	--	81.4	--	--	--	--	--	--
33	OTHER TEXTILE PRODUCTS.....	169.0	171.4	58.2	--	--	--	5.6	0.6
34	HOSIERY & KNITTED WEAR.....	--	488.9	--	--	--	--	--	--
35	CLOTHING & ACCESSORIES.....	--	1239.0	--	--	--	--	--	--
36	LUMBER & TIMBER.....	--	8.2	--	--	--	--	--	--
37	VENEER & PLYWOOD.....	--	9.5	--	--	--	--	--	--
38	OTHER WOOD FABRICATED MATERIALS.....	20.9	4.0	0.4	--	--	--	15.1	0.2
39	FURNITURE & FIXTURES.....	473.4	15.1	--	--	--	--	150.8	26.4
40	PULP.....	--	--	--	--	--	--	--	--
41	NEWSPRINT & OTHER PAPER STOCK.....	--	3.5	1.6	--	--	--	--	--
42	PAPER PRODUCTS.....	--	10.7	191.7	--	--	--	--	--
43	PRINTING & PUBLISHING.....	--	409.0	--	24.1	--	--	--	--
44	ADVERTISING PRINT MEDIA.....	--	--	--	--	--	--	--	--
45	IRON & STEEL PRODUCTS.....	--	--	--	--	--	--	--	--
46	ALUMINUM PRODUCTS.....	--	--	--	--	--	--	--	--
47	COPPER & COPPER ALLOY PRODUCTS.....	--	--	--	--	--	--	--	--
48	NICKEL PRODUCTS.....	--	--	--	--	--	--	--	--
49	OTHER NON-FERROUS METAL PRODUCTS.....	--	4.4	--	--	--	--	58.0	--
50	BOILERS, TANKS & PLATES.....	--	--	--	--	--	--	47.5	1.6
51	FABRICATED STRUCTURAL METAL PROD.....	--	1.7	--	--	--	--	1.8	0.6
52	OTHER METAL FABRICATED PRODUCTS.....	29.1	106.0	10.7	--	--	--	85.5	11.3
53	AGRICULTURAL MACHINERY.....	4.9	--	--	--	--	--	345.5	2.2
54	OTHER INDUSTRIAL MACHINERY.....	23.4	21.3	--	--	--	--	1513.8	51.0
55	MOTOR VEHICLES.....	1768.5	--	--	--	38.9	--	632.3	50.6
56	MOTOR VEHICLE PARTS.....	--	--	--	--	--	--	32.2	1.7
57	OTHER TRANSPORT EQUIPMENT.....	164.0	--	--	--	--	--	463.8	44.1
58	APPLIANCES & RECEIVERS HOUSEHOLD.....	706.8	--	--	--	--	--	89.7	4.9
59	OTHER ELECTRICAL PRODUCTS.....	39.8	53.2	--	--	--	--	755.5	13.7
60	CEMENT & CONCRETE PRODUCTS.....	--	2.8	--	--	--	--	--	--
61	OTHER NON-METALLIC MINERAL PROD.....	--	57.4	--	--	--	--	13.1	0.1
62	GASOLINE & FUEL OIL.....	--	--	733.0	9.9	--	--	--	--
63	OTHER PETROLEUM & COAL PROD.....	--	0.7	37.9	0.4	--	--	--	--
64	INDUSTRIAL CHEMICALS.....	1.8	0.7	2.1	--	--	--	--	--
65	FERTILIZERS.....	--	--	2.7	--	--	--	--	--
66	PHARMACEUTICALS.....	--	--	222.7	--	--	--	--	--
67	OTHER CHEMICAL PRODUCTS.....	9.0	66.5	359.4	--	--	--	--	--
68	SCIENTIFIC EQUIPMENT.....	143.8	56.8	45.1	--	--	--	154.0	56.2
69	OTHER MANUFACTURED PRODUCTS.....	290.8	179.6	20.9	7.3	--	--	19.5	2.6
70	RESIDENTIAL CONSTRUCTION.....	--	--	--	--	3369.9	14.0	--	--
71	NON-RESIDENTIAL CONSTRUCTION.....	--	--	--	--	4573.0	2706.5	--	--
72	REPAIR CONSTRUCTION.....	--	--	--	31.4	--	--	--	--
73	PIPELINE TRANSPORTATION.....	--	--	43.4	0.9	--	--	--	--
74	TRANSPORTATION & STORAGE.....	--	--	--	913.8	--	--	--	--
75	RADIO & TELEVISION BROADCASTING.....	--	--	--	39.6	--	--	--	--
76	TELEPHONE & TELEGRAPH.....	--	--	--	618.4	--	--	--	--
77	POSTAL SERVICES.....	--	--	--	120.1	--	--	--	--
78	ELECTRIC POWER.....	--	--	651.0	17.2	--	--	--	--
79	OTHER UTILITIES.....	--	--	128.9	189.3	--	--	--	--
80	WHOLESALE MARGINS.....	465.9	269.3	737.2	5.9	5.5	--	598.5	23.6
81	RETAIL MARGINS.....	1340.5	1597.7	2346.1	8.8	3.5	--	130.3	8.4
82	IMPUTED RENT OWNER OC PD. DWEL.....	--	--	--	4586.0	--	--	--	--
83	OTHER FINANCE, INS., REAL ESTATE.....	--	--	--	4713.9	532.0	--	--	--
84	BUSINESS SERVICES.....	--	--	--	244.3	--	--	--	--
85	EDUCATION SERVICES.....	--	--	--	192.6	--	--	--	--
86	HEALTH SERVICES.....	--	--	--	1189.7	--	--	--	--
87	AMUSEMENT & RECREATION SERVICES.....	--	--	--	473.5	--	--	--	--
88	ACCOMMODATION & FOOD SERVICES.....	--	--	--	2772.3	--	--	--	--
89	OTHER PERSONAL & MISC. SERVICES.....	517.0	56.8	--	1026.3	--	--	--	--
90	TRANSPORTATION MARGINS.....	88.4	113.2	230.9	1.8	0.8	--	112.4	6.3
91	OPERATING, OFFICE, LAB. & FOOD.....	--	--	--	214.0	--	--	--	--
92	TRAVEL, ADVERTISING & PROMOTION.....	--	--	--	58.1	--	--	--	--
93	NON-COMPETING IMPORTS.....	--	--	113.7	--	--	--	--	--
94	UNALLOCATED IMPORTS & EXPORTS.....	--	--	--	151.0	--	--	--	--
95	INDIRECT TAXES.....	808.5	587.9	2504.5	223.9	4.4	--	443.1	27.1
96	SUBSIDIES.....	--	--	--	--	--	--	--	--
97	WAGES & SALARIES.....	--	--	--	1470.8	--	--	--	--
98	SUPPLEMENTARY LABOUR INCOME.....	--	--	--	66.4	--	--	--	--
99	NET INCOME, UNINC. BUSINESS.....	--	--	--	--	--	--	--	--
100	OTHER OPERATING SURPLUS.....	--	--	--	111.2	--	--	--	--
TOTAL.....		7343.0	6133.4	15294.9	19510.4	8670.6	2720.5	5560.1	335.0

NOTE: DETAIL MAY NOT ADD DUE TO ROUNDING.

TABLE 79. FINAL DEMAND MATRIX (AGGREGATION - M), 1969 (MILLIONS OF DOLLARS) - CONCLUDED

NO.	COMMODITY AGGREGATION - M	INVENTORIES	DOMESTIC EXPORTS	REEXPORTS	IMPORTS	GOVT GROSS CURRENT EXPEND.	GOVT. SALE OF GOOD & SERVICES	FINAL EXPEND. ON GDP
1	GRAINS	403.4	397.5	--	-41.9	--	--	759.0
2	LIVE ANIMALS	72.1	52.5	0.2	-21.4	--	-2.1	191.9
3	OTHER AGRICULTURAL PRODUCTS	44.5	151.8	3.7	-119.0	16.2	-4.2	532.1
4	FORESTRY PRODUCTS	-3.1	46.0	0.1	-30.4	--	--	36.8
5	FISH LANDINGS	0.2	42.2	0.2	-24.9	--	-0.2	24.6
6	HUNTING & TRAPPING PRODUCTS	0.5	18.6	0.6	-16.6	--	--	3.2
7	IRON ORES & CONCENTRATES	63.6	288.1	--	-32.4	--	--	319.3
8	OTHER METAL ORES & CONCENTRATES	72.4	571.9	1.7	-239.4	--	--	406.6
9	COAL	11.8	9.4	--	-166.1	5.7	-26.2	-156.9
10	CRUDE MINERAL OILS	-2.1	525.8	--	-516.7	--	--	7.0
11	NATURAL GAS	0.8	103.8	--	-16.5	9.2	--	162.4
12	NON-METALLIC MINERALS	17.0	289.7	3.0	-90.4	18.7	-0.1	247.2
13	SERVICES INCIDENTAL TO MINING	--	--	--	--	--	--	142.7
14	MEAT PRODUCTS	-6.0	127.4	9.2	-177.0	--	-1.6	1696.3
15	DAIRY PRODUCTS	-9.7	35.9	0.2	-23.8	--	--	960.7
16	FISH PRODUCTS	-12.0	211.6	0.6	-23.7	--	--	244.5
17	FRUITS & VEGETABLES PREPARATIONS	6.0	36.9	1.7	-162.1	--	--	431.0
18	FEEDS	4.1	45.2	--	-38.9	--	--	68.5
19	FLOUR WHEAT MEAL & OTHER CERFALS	3.7	52.8	--	-12.0	--	--	85.2
20	BREAKFAST CEREAL & BAKERY PROD.	-3.1	14.4	--	-14.2	--	--	612.0
21	SUGAR	2.3	2.8	--	-1.2	--	--	67.4
22	MISC. FOOD PRODUCTS	4.9	47.3	6.8	-180.5	--	--	579.2
23	SOFT DRINKS	4.1	0.8	--	-3.7	--	--	283.1
24	ALCOHOLIC BEVERAGES	26.4	194.8	0.1	-122.6	--	--	700.3
25	TOBACCO PROCESSED UNMANUFACTURED	9.4	61.1	--	-6.0	--	--	64.6
26	CIGARETTES & TOBACCO MFG.	-3.3	4.0	--	-8.7	--	--	349.8
27	TIRES & TUBES	8.7	15.7	0.9	-71.3	--	--	57.7
28	OTHER RUBBER PRODUCTS	5.4	11.7	0.6	-115.8	--	--	-25.8
29	PLASTIC FABRICATED PRODUCTS	24.5	19.5	1.6	-115.6	--	--	-30.1
30	LEATHER & LEATHER PRODUCTS	4.1	15.4	0.8	-117.0	--	--	293.4
31	YARNS & MAN MADE FIBRES	12.4	25.5	1.5	-132.2	--	--	-67.2
32	FABRICS	8.9	28.0	2.7	-347.6	0.3	--	-226.3
33	OTHER TEXTILE PRODUCTS	19.9	24.4	1.1	-150.0	17.8	--	317.8
34	HOSIERY & KNITTED WEAR	-6.2	8.0	0.7	-92.8	0.3	--	398.9
35	CLOTHING & ACCESSORIES	-37.5	58.8	2.1	-146.1	10.4	-1.7	1124.8
36	LUMBER & TIMBER	81.5	639.5	--	-57.1	--	-0.8	671.3
37	VENEER & PLYWOOD	27.3	72.1	0.1	-57.2	--	--	51.7
38	OTHER WOOD FABRICATED MATERIALS	23.9	67.9	1.4	-34.4	--	--	99.3
39	FURNITURE & FIXTURES	7.7	30.1	0.8	-62.2	3.5	-0.2	645.5
40	PULP	-0.5	743.9	--	-7.4	--	--	736.0
41	NEWSPRINT & OTHER PAPER STOCK	-1.4	1137.4	0.1	-67.7	--	--	1073.5
42	PAPER PRODUCTS	7.5	34.7	1.7	-119.3	--	--	127.0
43	PRINTING & PUBLISHING	12.9	23.6	5.1	-253.8	66.6	-7.9	279.7
44	ADVERTISING, PRINT MEDIA	--	--	--	--	--	--	--
45	IRON & STEEL PRODUCTS	5.0	238.5	4.1	-399.9	--	--	-152.3
46	ALUMINUM PRODUCTS	10.1	467.0	0.9	-88.8	--	--	389.2
47	COPPER & COPPER ALLOY PRODUCTS	64.4	305.8	2.2	-49.8	0.3	--	322.8
48	NICKEL PRODUCTS	28.0	414.8	30.5	-47.7	2.3	--	427.8
49	OTHER NON FERROUS METAL PRODUCTS	10.1	357.5	12.7	-154.5	4.9	--	177.1
50	BOILERS, TANKS & PLATES	7.2	10.6	-0.4	-32.7	--	--	34.6
51	FABRICATED STRUCTURAL METAL PROD.	42.6	30.6	2.0	-89.3	--	--	-9.9
52	OTHER METAL FABRICATED PRODUCTS	78.7	126.4	13.7	-556.8	21.0	--	-74.4
53	AGRICULTURAL MACHINERY	73.1	171.4	13.5	-364.6	--	--	195.9
54	OTHER INDUSTRIAL MACHINERY	324.1	344.7	64.6	-1866.2	22.6	0.7	498.6
55	MOTOR VEHICLES	45.5	2356.6	4.9	-1906.7	14.6	-0.3	3405.0
56	MOTOR VEHICLE PARTS	42.0	898.6	43.2	-2159.6	--	-0.2	973.7
57	OTHER TRANSPORT EQUIPMENT	3.3	516.7	70.9	-460.9	190.7	--	992.7
58	APPLIANCES & RECEIVERS HOUSEHOLD	58.6	50.2	4.8	-324.0	--	--	591.0
59	OTHER ELECTRICAL PRODUCTS	105.1	329.1	24.9	-746.7	54.6	--	629.1
60	CEMENT & CONCRETE PRODUCTS	14.0	12.2	0.2	-3.7	--	--	25.5
61	OTHER NON-METALLIC MINERAL PROD.	35.1	63.8	1.1	-229.8	--	--	-59.2
62	GASOLINE & FUEL OIL	-52.5	20.8	3.8	-201.5	90.8	--	604.3
63	OTHER PETROLEUM & COAL PROD.	0.7	38.5	0.1	-80.6	4.2	-13.4	-11.6
64	INDUSTRIAL CHEMICALS	25.0	248.2	2.8	-427.8	19.8	-3.7	-131.1
65	FERTILIZERS	-2.3	92.8	--	-15.9	--	--	77.1
66	PHARMACEUTICALS	-4.0	21.7	5.4	-77.4	77.5	-0.3	245.6
67	OTHER CHEMICAL PRODUCTS	10.5	107.3	4.5	-264.8	14.4	--	306.8
68	SCIENTIFIC EQUIPMENT	17.7	105.4	20.9	-551.0	81.3	-9.3	120.7
69	OTHER MANUFACTURED PRODUCTS	14.8	50.8	10.3	-331.8	--	-1.6	263.2
70	RESIDENTIAL CONSTRUCTION	--	--	--	--	--	--	3383.9
71	NON-RESIDENTIAL CONSTRUCTION	--	--	--	--	19.2	--	7298.6
72	REPAIR CONSTRUCTION	--	--	--	--	576.1	--	607.5
73	PIPELINE TRANSPORTATION	--	189.4	--	-37.0	6.3	--	203.1
74	TRANSPORTATION & STORAGE	--	325.6	--	-65.0	226.7	-54.3	1346.8
75	RADIO & TELEVISION BROADCASTING	--	10.1	--	-9.8	--	--	39.9
76	TELEPHONE & TELEGRAPH	--	9.0	--	-10.0	113.0	-0.4	730.0
77	POSTAL SERVICES	--	5.6	--	-4.2	33.9	--	155.5
78	ELECTRIC POWER	--	18.2	--	-8.7	150.4	-2.6	825.5
79	OTHER UTILITIES	--	--	--	--	43.9	-201.2	160.8
80	WHOLESALE MARGINS	--	574.0	23.0	-81.9	55.1	--	2676.0
81	RETAIL MARGINS	--	--	--	--	17.5	--	5452.7
82	IMPUTED RENT OWNER OCPD. DWEL.	--	--	--	--	--	--	4586.0
83	OTHER FINANCIALS, REAL ESTATE	--	57.7	--	-259.9	250.3	-171.5	5122.5
84	BUSINESS SERVICES	--	146.3	--	-407.4	292.6	-29.8	245.9
85	EDUCATION SERVICES	--	--	--	--	113.9	-138.8	162.7
86	HEALTH SERVICES	--	--	--	--	433.9	-241.9	1381.7
87	AMUSEMENT & RECREATION SERVICES	--	--	--	--	11.9	-59.6	425.8
88	ACCOMMODATION & FOOD SERVICES	--	--	--	--	--	-21.9	2750.4
89	OTHER PERSONAL & MISC. SERVICES	--	3.5	--	-14.4	233.7	-238.4	1584.4
90	TRANSPORTATION MARGINS	--	785.5	8.4	--	23.3	--	1370.9
91	OPERATING OFFICE LAB. & FOOD	--	--	--	--	1112.6	--	1326.6
92	TRAVEL ADVERTISING & PROMOTION	--	--	--	--	263.9	--	322.0
93	NON-COMPETING IMPORTS	0.8	--	1.1	-373.1	--	--	-257.5
94	UNALLOCATED IMPORTS & EXPORTS	--	1557.4	--	-1916.6	--	--	-208.2
95	INDIRECT TAXES	--	0.4	--	825.0	--	--	5500.5
96	SUBSIDIES	--	--	--	--	--	--	--
97	WAGES & SALARIES	--	--	--	--	8932.8	--	10403.6
98	SUPPLEMENTARY LABOR INCOME	--	--	--	--	762.7	--	829.1
99	NET INCOME/INCOME BUSINESS	--	--	--	--	--	--	--
100	OTHER OPERATING SURPLUS	--	--	--	--	1103.3	--	1214.5
	TOTAL	1814.3	17350.8	424.1	-17634.8	15600.2	-1235.2	81887.1

NOTE: DETAIL MAY NOT ADD DUE TO ROUNDING.

TABLE 80. IMPACT (INVERSE) MATRIX (AGGREGATION - M), 1969

NO.	COMMODITY AGGREGATION - M	AGRICUL- TURE	FOREST- RY	FISHING HUNTING & TRAPPING	METAL MINES	MINERAL FUELS	NON-METAL MINES & QUARRIES	SERVICES INCIDENTAL TO MINING	FOOD & BEVERAGE INDUSTRIES
1	GRAINS	1.0763	0.0032	0.0018	0.0020	0.0154	0.0062	0.0010	0.1206
2	LIVE ANIMALS	1.0768	0.0032	0.0018	0.0020	0.0154	0.0062	0.0010	0.1197
3	OTHER AGRICULTURAL PRODUCTS	1.0663	0.0077	0.0019	0.0020	0.0153	0.0061	0.0010	0.1254
4	FORESTRY PRODUCTS	0.0406	1.0536	0.0003	0.0025	0.0089	0.0009	0.0007	0.0161
5	FISH LANDINGS	0.0019	0.0042	1.0089	0.0027	0.0193	0.0021	0.0010	0.0036
6	HUNTING & TRAPPING PRODUCTS	0.0019	0.0042	1.0089	0.0027	0.0193	0.0021	0.0010	0.0036
7	IRON ORES & CONCENTRATES	0.0038	0.0023	0.0002	0.9891	0.0065	0.0043	0.0417	0.0086
8	OTHER METAL ORES & CONCENTRATES	0.0038	0.0024	0.0002	0.9361	0.0068	0.0043	0.0395	0.0086
9	COAL	0.0022	0.0022	0.0001	0.0060	1.0042	0.0011	0.0443	0.0046
10	CRUDE MINERAL OILS	0.0022	0.0022	0.0001	0.0062	1.0034	0.0011	0.0443	0.0046
11	NATURAL GAS	0.0022	0.0022	0.0001	0.0060	1.0041	0.0011	0.0443	0.0046
12	NON-METALLIC MINERALS	0.0050	0.0049	0.0002	0.0132	0.1786	0.0097	0.0144	0.0117
13	SERVICES INCIDENTAL TO MINING	0.0063	0.0032	0.0003	0.0851	0.0108	0.0097	0.9189	0.0137
14	MEAT PRODUCTS	0.3210	0.0082	0.0158	0.0025	0.0092	0.0033	0.0006	1.0572
15	DAIRY PRODUCTS	0.3374	0.0087	0.0180	0.0026	0.0094	0.0034	0.0007	1.2013
16	FISH PRODUCTS	0.3374	0.0087	0.0181	0.0026	0.0094	0.0034	0.0007	1.2066
17	FRUITS & VEGETABLES PREPARATIONS	0.3365	0.0087	0.0180	0.0026	0.0094	0.0035	0.0007	1.2032
18	FEEDS	0.3329	0.0087	0.0178	0.0026	0.0095	0.0035	0.0007	1.1905
19	FLOUR WHEAT, MEAL & OTHER CEREALS	0.3380	0.0087	0.0181	0.0026	0.0094	0.0034	0.0007	1.2088
20	BREAKFAST CEREAL & BAKERY PROD.	0.3344	0.0087	0.0179	0.0026	0.0094	0.0034	0.0006	1.1959
21	SUGAR	0.3380	0.0087	0.0181	0.0026	0.0094	0.0034	0.0007	1.2088
22	MISC. FOOD PRODUCTS	0.3429	0.0087	0.0178	0.0026	0.0095	0.0035	0.0007	1.1880
23	SOFT DRINKS	0.3380	0.0087	0.0181	0.0026	0.0094	0.0034	0.0007	1.2088
24	ALCOHOLIC BEVERAGES	0.3380	0.0087	0.0181	0.0026	0.0094	0.0034	0.0007	1.2088
25	TOBACCO PROCESSED UNMANUFACTURED	0.3129	0.0180	0.0008	0.0017	0.0071	0.0024	0.0005	0.0478
26	CIGARETTES & TOBACCO MFG.	0.3127	0.0180	0.0008	0.0017	0.0071	0.0024	0.0005	0.0477
27	TIRES & TUBES	0.0051	0.0081	0.0002	0.0035	0.0069	0.0033	0.0005	0.0129
28	OTHER RUBBER PRODUCTS	0.0057	0.0083	0.0003	0.0045	0.0069	0.0035	0.0006	0.0147
29	PLASTIC FABRICATED PRODUCTS	0.0055	0.0201	0.0002	0.0068	0.0074	0.0036	0.0007	0.0129
30	LEATHER & LEATHER PRODUCTS	0.0227	0.0071	0.0011	0.0030	0.0041	0.0013	0.0004	0.0708
31	YARNS & MAN MADE FIBRES	0.0066	0.0058	0.0002	0.0026	0.0058	0.0020	0.0004	0.0122
32	FABRICS	0.0061	0.0058	0.0002	0.0023	0.0048	0.0014	0.0004	0.0109
33	OTHER TEXTILE PRODUCTS	0.0065	0.0065	0.0002	0.0030	0.0052	0.0015	0.0004	0.0114
34	HOSIERY & KNITTED WEAR	0.0073	0.0047	0.0001	0.0016	0.0034	0.0009	0.0003	0.0085
35	CLOTHING & ACCESSORIES	0.0124	0.0040	0.0001	0.0018	0.0029	0.0007	0.0003	0.0094
36	LUMBER & TIMBER	0.0161	0.3486	0.0002	0.0029	0.0068	0.0010	0.0006	0.0120
37	VEENER & PLYWOOD	0.0162	0.3427	0.0002	0.0032	0.0067	0.0009	0.0006	0.0120
38	OTHER WOOD FABRICATED MATERIALS	0.0156	0.3280	0.0002	0.0034	0.0067	0.0010	0.0006	0.0119
39	FURNITURE & FIXTURES	0.0049	0.0404	0.0002	0.0127	0.0043	0.0012	0.0008	0.0089
40	PULP	0.0107	0.1783	0.0002	0.0034	0.0123	0.0048	0.0008	0.0126
41	NEWSPRINT & OTHER PAPER STOCK	0.0107	0.1780	0.0002	0.0034	0.0123	0.0048	0.0008	0.0126
42	PAPER PRODUCTS	0.0104	0.1520	0.0003	0.0051	0.0113	0.0044	0.0008	0.0146
43	PRINTING & PUBLISHING	0.0045	0.0355	0.0002	0.0020	0.0044	0.0013	0.0004	0.0085
44	ADVERTISING, PRINT MEDIA	0.0044	0.0331	0.0002	0.0018	0.0043	0.0012	0.0003	0.0083
45	IRON & STEEL PRODUCTS	0.0035	0.0030	0.0002	0.2374	0.0109	0.0043	0.0105	0.0083
46	ALUMINUM PRODUCTS	0.0036	0.0031	0.0002	0.2516	0.0113	0.0045	0.0111	0.0084
47	COPPER & COPPER ALLOY PRODUCTS	0.0036	0.0029	0.0002	0.2516	0.0113	0.0045	0.0111	0.0084
48	NICKEL PRODUCTS	0.0036	0.0029	0.0002	0.2517	0.0114	0.0045	0.0111	0.0084
49	OTHER NON FERROUS METAL PRODUCTS	0.0037	0.0034	0.0002	0.2255	0.0108	0.0043	0.0100	0.0087
50	BOLLERS, TANKS & PLATES	0.0033	0.0038	0.0002	0.0503	0.0052	0.0018	0.0024	0.0079
51	FABRICATED STRUCTURAL METAL PROD.	0.0034	0.0040	0.0002	0.0713	0.0059	0.0021	0.0033	0.0080
52	OTHER METAL FABRICATED PRODUCTS	0.0035	0.0048	0.0002	0.0553	0.0055	0.0019	0.0027	0.0085
53	AGRICULTURAL MACHINERY	0.0030	0.0032	0.0001	0.0278	0.0040	0.0022	0.0015	0.0073
54	OTHER INDUSTRIAL MACHINERY	0.0038	0.0061	0.0002	0.0347	0.0063	0.0044	0.0052	0.0095
55	MOTOR VEHICLES	0.0026	0.0032	0.0001	0.0169	0.0033	0.0012	0.0009	0.0060
56	MOTOR VEHICLE PARTS	0.0028	0.0042	0.0001	0.0181	0.0037	0.0014	0.0010	0.0066
57	OTHER TRANSPORT EQUIPMENT	0.0026	0.0034	0.0001	0.0179	0.0036	0.0013	0.0010	0.0062
58	APPLIANCES & RECEIVERS, HOUSEHOLD	0.0033	0.0042	0.0002	0.0336	0.0043	0.0017	0.0017	0.0079
59	OTHER ELECTRICAL PRODUCTS	0.0032	0.0044	0.0002	0.0331	0.0042	0.0016	0.0017	0.0076
60	CEMENT & CONCRETE PRODUCTS	0.0048	0.0068	0.0002	0.0109	0.0194	0.0048	0.0018	0.0106
61	OTHER NON-METALLIC MINERAL PROD.	0.0048	0.0074	0.0002	0.0116	0.0189	0.0043	0.0017	0.0106
62	GASOLINE & FUEL OIL	0.0027	0.0026	0.0001	0.0039	0.3417	0.0016	0.0153	0.0064
63	OTHER PETROLEUM & COAL PROD.	0.0036	0.0074	0.0002	0.0131	0.3735	0.0028	0.0171	0.0083
64	INDUSTRIAL CHEMICALS	0.0129	0.0094	0.0006	0.0115	0.0215	0.0128	0.0016	0.0371
65	FERTILIZERS	0.0078	0.0067	0.0004	0.0045	0.0171	0.0033	0.0047	0.0198
66	PHARMACEUTICALS	0.0170	0.0080	0.0008	0.0053	0.0213	0.0131	0.0014	0.0515
67	OTHER CHEMICAL PRODUCTS	0.0253	0.0090	0.0013	0.0067	0.0210	0.0126	0.0014	0.0815
68	SCIENTIFIC EQUIPMENT	0.0047	0.0123	0.0002	0.0285	0.0049	0.0021	0.0015	0.0108
69	OTHER MANUFACTURED PRODUCTS	0.0058	0.0148	0.0003	0.0248	0.0110	0.0024	0.0016	0.0143
70	RESIDENTIAL CONSTRUCTION	0.0041	0.0202	0.0001	0.0152	0.0070	0.0053	0.0054	0.0070
71	NON-RESIDENTIAL CONSTRUCTION	0.0041	0.0202	0.0001	0.0152	0.0070	0.0053	0.0054	0.0070
72	REPAIR CONSTRUCTION	0.0041	0.0202	0.0001	0.0152	0.0070	0.0053	0.0054	0.0070
73	PIPELINE TRANSPORTATION	0.0036	0.0023	0.0002	0.0020	0.0136	0.0007	0.0009	0.0069
74	TRANSPORTATION & STORAGE	0.0037	0.0032	0.0002	0.0020	0.0136	0.0007	0.0009	0.0070
75	RADIO & TELEVISION BROADCASTING	0.0018	0.0016	0.0001	0.0015	0.0019	0.0003	0.0003	0.0032
76	TELEPHONE & TELEGRAPH	0.0018	0.0016	0.0001	0.0015	0.0019	0.0003	0.0003	0.0032
77	POSTAL SERVICES	0.0018	0.0016	0.0001	0.0015	0.0019	0.0003	0.0003	0.0032
78	ELECTRIC POWER	0.0012	0.0021	0.0001	0.0043	0.0100	0.0004	0.0009	0.0024
79	OTHER UTILITIES	0.0013	0.0027	0.0001	0.0015	0.0099	0.0004	0.0008	0.0025
80	WHOLESALE MARGINS	0.0151	0.0068	0.0007	0.0052	0.0062	0.0012	0.0006	0.0459
81	RETAIL MARGINS	0.0380	0.0041	0.0002	0.0013	0.0055	0.0006	0.0004	0.0110
82	IMPLIED RENT OWNER OCOP, DWEL.	0.0007	0.0031	--	0.0023	0.0012	0.0008	0.0008	0.0011
83	OTHER FINANCE, INS., REAL ESTATE	0.0035	0.0026	0.0001	0.0024	0.0073	0.0007	0.0007	0.0066
84	BUSINESS SERVICES	0.0030	0.0020	0.0001	0.0032	0.0023	0.0005	0.0003	0.0064
85	EDUCATION SERVICES	0.0027	0.0015	0.0001	0.0014	0.0028	0.0005	0.0003	0.0054
86	HEALTH SERVICES	0.0027	0.0015	0.0001	0.0014	0.0028	0.0005	0.0003	0.0054
87	AMUSEMENT & RECREATION SERVICES	0.0059	0.0003	0.0003	0.0024	0.0038	0.0007	0.0004	0.0122
88	ACCOMMODATION & FOOD SERVICES	0.0719	0.0141	0.0051	0.0037	0.0055	0.0013	0.0005	0.1877
89	OTHER PERSONAL & MISC. SERVICES	0.0150	0.0063	0.0007	0.0043	0.0053	0.0021	0.0014	0.0113
90	TRANSPORTATION MARGINS	0.0037	0.0031	0.0002	0.0020	0.0133	0.0007	0.0009	0.0069
91	OPERATING, OFFICE, LAB. & FOOD	0.0266	0.0121	0.0012	0.0086	0.0052	0.0024	0.0010	0.0574
92	TRAVEL, ADVERTISING & PROMOTION	0.0207	0.0114	0.0013	0.0025	0.0094	0.0009	0.0006	0.0546

TABLE 80. IMPACT (INVERSE) MATRIX (AGGREGATION - M), 1969 - CONTINUED

NO.	COMMODITY AGGREGATION - M	TOBACCO PRODUCTS INDUSTRIES	RUBBER & PLASTIC PROD. IND.	LEATHER INDUSTRIES	TEXTILE INDUSTRIES	KNITTING MILLS	CLOTHING INDUSTRIES	WOOD	FURNITURE, FIXTURE INDUSTRIES
1	GRAINS	..	0.0064	0.0002	0.0049	0.0002	0.0003	0.0040	0.0004
2	LIVE ANIMALS	..	0.0064	0.0002	0.0049	0.0002	0.0003	0.0040	0.0004
3	OTHER AGRICULTURAL PRODUCTS	..	0.0064	0.0002	0.0049	0.0002	0.0003	0.0041	0.0005
4	FORESTRY PRODUCTS	..	0.0073	0.0004	0.0055	0.0003	0.0005	0.0378	0.0007
5	FISH LANDINGS	..	0.0044	0.0003	0.0280	0.0008	0.0006	0.0110	0.0010
6	HUNTING & TRAPPING PRODUCTS	..	0.0044	0.0003	0.0280	0.0008	0.0006	0.0110	0.0010
7	IRON ORES & CONCENTRATES	..	0.0053	0.0003	0.0027	0.0002	0.0003	0.0026	0.0004
8	OTHER METAL ORES & CONCENTRATES	..	0.0054	0.0003	0.0028	0.0002	0.0003	0.0029	0.0004
9	COAL	..	0.0028	0.0002	0.0015	0.0001	0.0002	0.0041	0.0004
10	CRUDE MINERAL OILS	..	0.0028	0.0002	0.0015	0.0001	0.0002	0.0041	0.0004
11	NATURAL GAS	..	0.0028	0.0002	0.0015	0.0001	0.0002	0.0041	0.0004
12	NON-METALLIC MINERALS	..	0.0062	0.0003	0.0104	0.0004	0.0005	0.0057	0.0006
13	SERVICES INCIDENTAL TO MINING	..	0.0083	0.0005	0.0036	0.0002	0.0005	0.0025	0.0007
14	MEAT PRODUCTS	0.0004	0.0140	0.0003	0.0065	0.0003	0.0005	0.0055	0.0006
15	DAIRY PRODUCTS	..	0.0114	0.0003	0.0065	0.0003	0.0004	0.0058	0.0007
16	FISH PRODUCTS	..	0.0114	0.0003	0.0065	0.0003	0.0004	0.0058	0.0007
17	FRUITS & VEGETABLES PREPARATIONS	..	0.0114	0.0003	0.0065	0.0003	0.0004	0.0058	0.0007
18	FEEDS	..	0.0114	0.0003	0.0065	0.0003	0.0004	0.0058	0.0007
19	FLOUR, WHEAT, MEAL & OTHER CEREALS	..	0.0114	0.0003	0.0066	0.0003	0.0004	0.0058	0.0007
20	BREAKFAST CEREAL & BAKERY PROD.	..	0.0113	0.0003	0.0065	0.0003	0.0004	0.0058	0.0007
21	SUGAR	..	0.0114	0.0003	0.0066	0.0003	0.0004	0.0058	0.0007
22	MISC. FOOD PRODUCTS	..	0.0113	0.0003	0.0065	0.0003	0.0004	0.0058	0.0007
23	SOFT DRINKS	..	0.0114	0.0003	0.0066	0.0003	0.0004	0.0058	0.0007
24	ALCOHOLIC BEVERAGES	..	0.0114	0.0003	0.0066	0.0003	0.0004	0.0058	0.0007
25	TOBACCO PROCESSED UNMANUFACTURED	1.2665	0.0079	0.0003	0.0134	0.0004	0.0004	0.0096	0.0007
26	CIGARETTES & TOBACCO MFG.	1.2653	0.0079	0.0003	0.0134	0.0004	0.0004	0.0096	0.0007
27	TIRES & TUBES	..	1.0152	0.0018	0.0591	0.0087	0.0019	0.0057	0.0007
28	OTHER RUBBER PRODUCTS	..	0.9129	0.0393	0.0791	0.0083	0.0035	0.0063	0.0012
29	PLASTIC FABRICATED PRODUCTS	..	0.8429	0.0030	0.0611	0.0075	0.0018	0.0182	0.0073
30	LEATHER & LEATHER PRODUCTS	..	0.0111	1.1322	0.0317	0.0044	0.0070	0.0065	0.0010
31	YARNS & MAN MADE FIBRES	..	0.0138	0.0010	1.2230	0.0176	0.0156	0.0041	0.0011
32	FABRICS	..	0.0189	0.0011	1.1149	0.1898	0.0204	0.0040	0.0019
33	OTHER TEXTILE PRODUCTS	..	0.0300	0.0014	1.1952	0.0289	0.0203	0.0051	0.0108
34	HOSIERY & KNITTED WEAR	..	0.0097	0.0041	0.3595	0.6821	0.3911	0.0029	0.0009
35	CLOTHING & ACCESSORIES	..	0.0237	0.0141	0.2955	0.0630	0.9888	0.0029	0.0014
36	LUMBER & TIMBER	..	0.0075	0.0004	0.0049	0.0004	0.0004	1.1042	0.0036
37	VENEER & PLYWOOD	..	0.0074	0.0004	0.0047	0.0004	0.0004	1.1231	0.0019
38	OTHER WOOD FABRICATED MATERIALS	..	0.0082	0.0009	0.0080	0.0008	0.0005	1.0671	0.0046
39	FURNITURE & FIXTURES	..	0.0294	0.0014	0.0610	0.0093	0.0016	0.1113	0.0299
40	PULP	..	0.0094	0.0003	0.0130	0.0006	0.0005	0.0536	0.0024
41	NEWSPRINT & OTHER PAPER STOCK	..	0.0094	0.0004	0.0131	0.0006	0.0005	0.0564	0.0024
42	PAPER PRODUCTS	..	0.0519	0.0015	0.0341	0.0013	0.0008	0.0476	0.0029
43	PRINTING & PUBLISHING	..	0.0052	0.0002	0.0067	0.0007	0.0003	0.0121	0.0007
44	ADVERTISING, PRINT MEDIA	..	0.0043	0.0002	0.0065	0.0006	0.0003	0.0114	0.0007
45	IRON & STEEL PRODUCTS	..	0.0055	0.0003	0.0028	0.0002	0.0003	0.0042	0.0007
46	ALUMINUM PRODUCTS	..	0.0054	0.0003	0.0027	0.0002	0.0004	0.0045	0.0006
47	COPPER & COPPER ALLOY PRODUCTS	..	0.0051	0.0003	0.0026	0.0002	0.0004	0.0041	0.0006
48	NICKEL PRODUCTS	..	0.0051	0.0003	0.0026	0.0002	0.0004	0.0041	0.0006
49	OTHER NON FERROUS METAL PRODUCTS	..	0.0062	0.0004	0.0041	0.0003	0.0004	0.0048	0.0008
50	BOILERS, TANKS & PLATES	..	0.0092	0.0003	0.0035	0.0002	0.0003	0.0058	0.0013
51	FABRICATED STRUCTURAL METAL PROD.	..	0.0080	0.0003	0.0037	0.0003	0.0003	0.0065	0.0057
52	OTHER METAL FABRICATED PRODUCTS	..	0.0099	0.0003	0.0058	0.0003	0.0003	0.0088	0.0041
53	AGRICULTURAL MACHINERY	..	0.0120	0.0004	0.0037	0.0003	0.0003	0.0052	0.0013
54	OTHER INDUSTRIAL MACHINERY	0.0003	0.0140	0.0005	0.0077	0.0004	0.0004	0.0080	0.0023
55	MOTOR VEHICLES	..	0.0254	0.0006	0.0169	0.0010	0.0005	0.0056	0.0018
56	MOTOR VEHICLE PARTS	..	0.0825	0.0007	0.0373	0.0017	0.0008	0.0058	0.0017
57	OTHER TRANSPORT EQUIPMENT	..	0.0301	0.0006	0.0163	0.0010	0.0005	0.0058	0.0028
58	APPLIANCES & RECEIVERS, HOUSEHOLD	..	0.0205	0.0006	0.0059	0.0006	0.0003	0.0056	0.0068
59	OTHER ELECTRICAL PRODUCTS	..	0.0161	0.0006	0.0061	0.0006	0.0003	0.0060	0.0140
60	CEMENT & CONCRETE PRODUCTS	..	0.0083	0.0004	0.0058	0.0003	0.0004	0.0056	0.0007
61	OTHER NON-METALLIC MINERAL PROD.	..	0.0136	0.0005	0.0173	0.0005	0.0006	0.0060	0.0016
62	GASOLINE & FUEL OIL	..	0.0041	0.0002	0.0020	0.0001	0.0002	0.0044	0.0005
63	OTHER PETROLEUM & COAL PROD.	..	0.0050	0.0002	0.0027	0.0002	0.0002	0.0071	0.0006
64	INDUSTRIAL CHEMICALS	..	0.0247	0.0005	0.0127	0.0006	0.0005	0.0062	0.0008
65	FERTILIZERS	..	0.0107	0.0004	0.0099	0.0004	0.0005	0.0059	0.0007
66	PHARMACEUTICALS	..	0.0144	0.0004	0.0074	0.0005	0.0004	0.0058	0.0007
67	OTHER CHEMICAL PRODUCTS	..	0.0210	0.0005	0.0135	0.0006	0.0005	0.0084	0.0008
68	SCIENTIFIC EQUIPMENT	..	0.0201	0.0037	0.0254	0.0022	0.0010	0.0246	0.0018
69	OTHER MANUFACTURED PRODUCTS	..	0.0669	0.0100	0.0410	0.0028	0.0033	0.0259	0.0168
70	RESIDENTIAL CONSTRUCTION	..	0.0107	0.0004	0.0069	0.0004	0.0004	0.0569	0.0034
71	NON-RESIDENTIAL CONSTRUCTION	..	0.0107	0.0004	0.0069	0.0004	0.0004	0.0569	0.0034
72	REPAIR CONSTRUCTION	..	0.0107	0.0004	0.0069	0.0004	0.0004	0.0569	0.0034
73	PIPELINE TRANSPORTATION	..	0.0118	0.0003	0.0034	0.0002	0.0003	0.0046	0.0005
74	TRANSPORTATION & STORAGE	..	0.0118	0.0003	0.0034	0.0002	0.0003	0.0046	0.0005
75	RADIO & TELEVISION BROADCASTING	..	0.0024	0.0001	0.0015	0.0001	0.0001	0.0024	0.0005
76	TELEPHONE & TELEGRAPH	..	0.0024	0.0001	0.0015	0.0001	0.0001	0.0024	0.0005
77	POSTAL SERVICES	..	0.0024	0.0001	0.0015	0.0001	0.0001	0.0024	0.0005
78	ELECTRIC POWER	..	0.0017	0.0001	0.0009	0.0001	0.0001	0.0037	0.0003
79	OTHER UTILITIES	..	0.0018	0.0001	0.0012	0.0001	0.0001	0.0040	0.0003
80	WHOLESALE MARGINS	0.0004	0.0121	0.0016	0.0094	0.0008	0.0024	0.0079	0.0022
81	RETAIL MARGINS	..	0.0048	0.0002	0.0027	0.0002	0.0005	0.0030	0.0004
82	IMPUTED RENT OWNER OCCUP. DWEL.	..	0.0017	0.0001	0.0011	0.0001	0.0001	0.0087	0.0005
83	OTHER FINANCE, INS. REAL ESTATE	..	0.0027	0.0002	0.0019	0.0002	0.0003	0.0041	0.0006
84	BUSINESS SERVICES	..	0.0041	0.0002	0.0020	0.0001	0.0002	0.0016	0.0004
85	EDUCATION SERVICES	..	0.0033	0.0002	0.0079	0.0003	0.0003	0.0014	0.0004
86	HEALTH SERVICES	..	0.0033	0.0002	0.0079	0.0003	0.0003	0.0014	0.0004
87	AMUSEMENT & RECREATION SERVICES	..	0.0065	0.0012	0.0041	0.0003	0.0004	0.0039	0.0008
88	ACCOMMODATION & FOOD SERVICES	0.0001	0.0060	0.0003	0.0119	0.0006	0.0011	0.0033	0.0010
89	OTHER PERSONAL & MISC. SERVICES	..	0.0065	0.0010	0.0069	0.0007	0.0007	0.0097	0.0046
90	TRANSPORTATION MARGINS	..	0.0116	0.0003	0.0034	0.0002	0.0003	0.0045	0.0005
91	OPERATING, OFFICE, LAB & FOOD	0.0001	0.0379	0.0022	0.0148	0.0009	0.0024	0.0078	0.0021
92	TRAVEL, ADVERTISING & PROMOTION	..	0.0072	0.0004	0.0056	0.0004	0.0005	0.0050	0.0009

TABLE 80. IMPACT (INVERSE) MATRIX (AGGREGATION - M), 1969 - CONTINUED

NO.	COMMODITY AGGREGATION - M	PAPER & ALLIED INDUSTRIES	PRINTING & PUBLISHING	PRIMARY METAL INDUSTRIES	METAL FABRICATING INDUSTRIES	MACHINERY INDUSTRIES	TRANS. EQUIPMENT INDUSTRIES	ELECTRICAL PRODUCTS INDUSTRIES	NON-METAL MINERAL PROD. IND.
1	GRAINS.....	0.0115	0.0077	0.0081	0.0137	0.0069	0.0055	0.0050	0.0040
2	LIVE ANIMALS.....	0.0115	0.0077	0.0081	0.0137	0.0069	0.0055	0.0050	0.0040
3	OTHER AGRICULTURAL PRODUCTS.....	0.0117	0.0078	0.0081	0.0138	0.0069	0.0056	0.0050	0.0041
4	FORESTRY PRODUCTS.....	0.0123	0.0126	0.0102	0.0198	0.0103	0.0102	0.0083	0.0035
5	FISH LANDINGS.....	0.0051	0.0040	0.0111	0.0121	0.0089	0.0433	0.0218	0.0031
6	HUNTING & TRAPPING PRODUCTS.....	0.0051	0.0040	0.0111	0.0121	0.0089	0.0433	0.0218	0.0031
7	IRON ORES & CONCENTRATES.....	0.0098	0.0094	0.0493	0.0145	0.0106	0.0075	0.0068	0.0049
8	OTHER METAL ORES & CONCENTRATES.....	0.0100	0.0095	0.1210	0.0154	0.0105	0.0076	0.0068	0.0053
9	COAL.....	0.0058	0.0078	0.0090	0.0110	0.0102	0.0035	0.0054	0.0044
10	CRUDE MINERAL OILS.....	0.0058	0.0078	0.0099	0.0110	0.0102	0.0035	0.0054	0.0044
11	NATURAL GAS.....	0.0058	0.0078	0.0090	0.0110	0.0102	0.0035	0.0054	0.0044
12	NON-METALLIC MINERALS.....	0.0211	0.0116	0.0128	0.0140	0.0126	0.0066	0.0072	0.0308
13	SERVICES INCIDENTAL TO MINING.....	0.0158	0.0195	0.0255	0.0136	0.0180	0.0103	0.0168	0.0030
14	MEAT PRODUCTS.....	0.0414	0.0197	0.0103	0.0224	0.0064	0.0072	0.0059	0.0113
15	DAIRY PRODUCTS.....	0.0441	0.0204	0.0108	0.0241	0.0066	0.0076	0.0062	0.0125
16	FISH PRODUCTS.....	0.0443	0.0205	0.0108	0.0241	0.0066	0.0076	0.0062	0.0125
17	FRUITS & VEGETABLES PREPARATIONS.....	0.0443	0.0205	0.0108	0.0241	0.0066	0.0076	0.0062	0.0125
18	FEEDS.....	0.0441	0.0205	0.0108	0.0240	0.0066	0.0076	0.0062	0.0125
19	FLOUR, WHEAT, MEAL & OTHER CEREALS.....	0.0443	0.0205	0.0108	0.0241	0.0066	0.0076	0.0062	0.0126
20	BREAKFAST CEREAL & BAKERY PROD.....	0.0440	0.0205	0.0108	0.0240	0.0066	0.0076	0.0062	0.0124
21	SUGAR.....	0.0443	0.0205	0.0108	0.0241	0.0066	0.0076	0.0062	0.0126
22	MISC. FOOD PRODUCTS.....	0.0439	0.0203	0.0108	0.0240	0.0066	0.0076	0.0062	0.0124
23	SOFT DRINKS.....	0.0443	0.0205	0.0108	0.0241	0.0066	0.0076	0.0062	0.0126
24	ALCOHOLIC BEVERAGES.....	0.0443	0.0205	0.0108	0.0241	0.0066	0.0076	0.0062	0.0126
25	TOBACCO PROCESSED UNMANUFACTURED.....	0.0963	0.0277	0.0070	0.0122	0.0054	0.0047	0.0042	0.0029
26	CIGARETTES & TOBACCO MFG.....	0.0962	0.0277	0.0070	0.0122	0.0054	0.0047	0.0042	0.0029
27	TIRES & TUBES.....	0.0444	0.0188	0.0149	0.0160	0.0056	0.0059	0.0048	0.0062
28	OTHER RUBBER PRODUCTS.....	0.0446	0.0186	0.0181	0.0237	0.0058	0.0128	0.0076	0.0181
29	PLASTIC FABRICATED PRODUCTS.....	0.1033	0.0182	0.0290	0.0400	0.0073	0.0153	0.0296	0.0151
30	LEATHER & LEATHER PRODUCTS.....	0.0346	0.0181	0.0121	0.0215	0.0136	0.0072	0.0065	0.0041
31	YARNS & MAN MADE FIBRES.....	0.0313	0.0148	0.0103	0.0147	0.0052	0.0057	0.0049	0.0039
32	FABRICS.....	0.0319	0.0149	0.0093	0.0135	0.0049	0.0054	0.0046	0.0034
33	OTHER TEXTILE PRODUCTS.....	0.0338	0.0145	0.0124	0.0172	0.0052	0.0057	0.0067	0.0044
34	HOSIERY & KNITTED WEAR.....	0.0262	0.0136	0.0060	0.0084	0.0041	0.0044	0.0037	0.0022
35	CLOTHING & ACCESSORIES.....	0.0211	0.0132	0.0064	0.0087	0.0042	0.0050	0.0038	0.0022
36	LUMBER & TIMBER.....	0.0313	0.0122	0.0123	0.0209	0.0083	0.0088	0.0074	0.0074
37	VENEER & PLYWOOD.....	0.0168	0.0122	0.0135	0.0263	0.0083	0.0087	0.0074	0.0074
38	OTHER WOOD FABRICATED MATERIALS.....	0.0284	0.0123	0.0144	0.0243	0.0084	0.0087	0.0081	0.0091
39	FURNITURE & FIXTURES.....	0.0332	0.0139	0.0572	0.0859	0.0154	0.0127	0.0196	0.0089
40	PULP.....	1.1587	0.0143	0.0141	0.0169	0.0069	0.0071	0.0062	0.0066
41	NEWSPRINT & OTHER PAPER STOCK.....	1.1510	0.0153	0.0142	0.0169	0.0069	0.0071	0.0062	0.0080
42	PAPER PRODUCTS.....	0.9837	0.0495	0.0191	0.0279	0.0068	0.0070	0.0065	0.0072
43	PRINTING & PUBLISHING.....	0.2268	1.0543	0.0085	0.0063	0.0063	0.0051	0.0041	0.0027
44	ADVERTISING, PRINT MEDIA.....	0.2106	1.0802	0.0076	0.0072	0.0050	0.0041	0.0040	0.0026
45	IRON & STEEL PRODUCTS.....	0.0112	0.0094	1.1069	0.0181	0.0165	0.0165	0.0088	0.0105
46	ALUMINUM PRODUCTS.....	0.0111	0.0092	1.1730	0.0347	0.0095	0.0092	0.0098	0.0101
47	COPPER & COPPER ALLOY PRODUCTS.....	0.0111	0.0092	1.1730	0.0364	0.0096	0.0096	0.0104	0.0101
48	NICKEL PRODUCTS.....	0.0111	0.0092	1.1737	0.0377	0.0095	0.0091	0.0074	0.0101
49	OTHER NON-FERROUS METAL PRODUCTS.....	0.0128	0.0101	1.0450	0.0718	0.0215	0.0215	0.0426	0.0104
50	BOILERS, TANKS & PLATES.....	0.0135	0.0115	0.2339	1.0626	0.0477	0.0207	0.0209	0.0091
51	FABRICATED STRUCTURAL METAL PROD.....	0.0134	0.0113	0.3316	0.9507	0.0282	0.0238	0.0222	0.0131
52	OTHER METAL FABRICATED PRODUCTS.....	0.0138	0.0116	0.2567	0.9493	0.0384	0.0481	0.0608	0.0110
53	AGRICULTURAL MACHINERY.....	0.0106	0.0129	0.1282	0.1075	0.0595	0.0499	0.0570	0.0050
54	OTHER INDUSTRIAL MACHINERY.....	0.0245	0.0131	0.1518	0.2136	0.7584	0.0719	0.0661	0.0069
55	MOTOR VEHICLES.....	0.0100	0.0098	0.0775	0.0481	0.0153	1.1181	0.0216	0.0138
56	MOTOR VEHICLE PARTS.....	0.0162	0.0105	0.0829	0.0730	0.0131	0.9930	0.0230	0.0146
57	OTHER TRANSPORT EQUIPMENT.....	0.0104	0.0100	0.0821	0.0614	0.0490	1.0308	0.0215	0.0137
58	APPLIANCES & RECEIVERS, HOUSEHOLD.....	0.0168	0.0146	0.1538	0.0859	0.0477	1.0120	1.0374	0.0094
59	OTHER ELECTRICAL PRODUCTS.....	0.0167	0.0145	0.1513	0.0604	0.0584	0.0379	0.9724	0.0082
60	CEMENT & CONCRETE PRODUCTS.....	0.0334	0.0141	0.0162	0.0200	0.0081	0.0074	0.0088	1.1177
61	OTHER NON-METALLIC MINERAL PROD.....	0.0371	0.0142	0.0205	0.0308	0.0082	0.0103	0.0156	1.0782
62	GASOLINE & FUEL OIL.....	0.0082	0.0097	0.0165	0.0147	0.0067	0.0046	0.0052	0.0044
63	OTHER PETROLEUM & COAL PROD.....	0.0364	0.0110	0.0532	0.0153	0.0072	0.0048	0.0054	0.0052
64	INDUSTRIAL CHEMICALS.....	0.0512	0.0257	0.0509	0.0219	0.0069	0.0067	0.0062	0.0124
65	FERTILIZERS.....	0.0334	0.0196	0.0173	0.0181	0.0096	0.0070	0.0068	0.0083
66	PHARMACEUTICALS.....	0.0423	0.0263	0.0223	0.0217	0.0069	0.0067	0.0062	0.0105
67	OTHER CHEMICAL PRODUCTS.....	0.0435	0.0258	0.0284	0.0225	0.0072	0.0091	0.0084	0.0164
68	SCIENTIFIC EQUIPMENT.....	0.0328	0.0233	0.0794	0.0486	0.0187	0.0259	0.1088	0.0193
69	OTHER MANUFACTURED PRODUCTS.....	0.0473	0.0235	0.0682	0.0754	0.0080	0.0119	0.0182	0.0183
70	RESIDENTIAL CONSTRUCTION.....	0.0164	0.0080	0.0662	0.0923	0.0159	0.0105	0.0365	0.0615
71	NON-RESIDENTIAL CONSTRUCTION.....	0.0164	0.0080	0.0662	0.0923	0.0159	0.0105	0.0365	0.0615
72	REPAIR CONSTRUCTION.....	0.0164	0.0080	0.0662	0.0923	0.0159	0.0105	0.0365	0.0615
73	PIPELINE TRANSPORTATION.....	0.0078	0.0095	0.0084	0.0107	0.0057	0.0185	0.0068	0.0037
74	TRANSPORTATION & STORAGE.....	0.0079	0.0095	0.0084	0.0107	0.0057	0.0184	0.0068	0.0037
75	RADIO & TELEVISION BROADCASTING.....	0.0054	0.0124	0.0063	0.0065	0.0043	0.0032	0.0190	0.0024
76	TELEPHONE & TELEGRAPH.....	0.0054	0.0124	0.0063	0.0065	0.0043	0.0032	0.0190	0.0024
77	POSTAL SERVICES.....	0.0054	0.0124	0.0063	0.0065	0.0043	0.0032	0.0190	0.0024
78	ELECTRIC POWER.....	0.0056	0.0040	0.0146	0.0072	0.0028	0.0022	0.0033	0.0037
79	OTHER UTILITIES.....	0.0100	0.0041	0.0051	0.0071	0.0028	0.0021	0.0033	0.0036
80	WHOLESALE MARGINS.....	0.0254	0.0240	0.0219	0.0288	0.0199	0.0580	0.0247	0.0083
81	RETAIL MARGINS.....	0.0218	0.0148	0.0049	0.0090	0.0046	0.0036	0.0040	0.0019
82	IMPLIED RENT OWNER OC'D DWEL.....	0.0026	0.0014	0.0102	0.0142	0.0025	0.0016	0.0056	0.0094
83	OTHER FINANCIALS, REAL ESTATE.....	0.0079	0.0136	0.0067	0.0094	0.0057	0.0034	0.0049	0.0041
84	BUSINESS SERVICES.....	0.0096	0.0162	0.0140	0.0132	0.0059	0.0057	0.0112	0.0014
85	EDUCATION SERVICES.....	0.0069	0.0097	0.0043	0.0063	0.0048	0.0035	0.0045	0.0015
86	HEALTH SERVICES.....	0.0069	0.0097	0.0043	0.0063	0.0048	0.0035	0.0045	0.0015
87	AMUSEMENT & RECREATION SERVICES.....	0.0139	0.0253	0.0089	0.0149	0.0088	0.0067	0.0080	0.0031
88	ACCOMMODATION & FOOD SERVICES.....	0.0242	0.0131	0.0069	0.0105	0.0055	0.0054	0.0052	0.0054
89	OTHER PERSONAL & MISC. SERVICES.....	0.0169	0.0148	0.0136	0.0228	0.0163	0.0163	0.0162	0.0044
90	TRANSPORTATION MARGINS.....	0.0077	0.0093	0.0082	0.0105	0.0056	0.0180	0.0066	0.0036
91	OPERATING OFFICE, LAB. & FOOD.....	0.0667	0.0622	0.0368	0.0701	0.0465	0.0376	0.0403	0.0090
92	TRAVEL, ADVERTISING & PROMOTION.....	0.0561	0.2383	0.0083	0.0098	0.0125	0.0102	0.0075	0.0032

TABLE 80. IMPACT (INVERSE) MATRIX (AGGREGATION - M), 1969 - CONTINUED

NO.	COMMODITY AGGREGATION - M	PETROLEUM & COAL PROD. IND.	CHEMICAL & CHEMICAL PROD. IND.	MISC. MANUF. AC- TURING	CONSTR. INDUSTRY	TRANS. & STORAGE	COMMUNI- CATION	ELEC. POWER GAS, OTHER UTILITIES	WHOLESALE TRADE
1	GRAINS	0.0397	0.0384	0.0029	0.0294	0.0413	0.0090	0.0140	0.0377
2	LIVE ANIMALS	0.0397	0.0384	0.0029	0.0295	0.0413	0.0090	0.0140	0.0376
3	OTHER AGRICULTURAL PRODUCTS	0.0395	0.0382	0.0029	0.0293	0.0418	0.0091	0.0140	0.0376
4	FORESTRY PRODUCTS	0.0227	0.0145	0.0044	0.0267	0.1408	0.0120	0.0070	0.0347
5	FISH LANDINGS	0.0522	0.0104	0.0107	0.0084	0.0371	0.0075	0.0044	0.0289
6	HUNTING & TRAPPING PRODUCTS	0.0522	0.0104	0.0107	0.0084	0.0371	0.0075	0.0044	0.0289
7	IRON ORES & CONCENTRATES	0.0117	0.0254	0.0033	0.0245	0.0327	0.0073	0.0274	0.0273
8	OTHER METAL ORES & CONCENTRATES	0.0119	0.0253	0.0107	0.0239	0.0338	0.0075	0.0274	0.0291
9	COAL	0.0065	0.0082	0.0019	0.0615	0.0175	0.0128	0.0176	0.0152
10	CRUDE MINERAL OILS	0.0065	0.0082	0.0019	0.0614	0.0175	0.0128	0.0176	0.0152
11	NATURAL GAS	0.0067	0.0082	0.0019	0.0615	0.0175	0.0128	0.0176	0.0152
12	NON-METALLIC MINERALS	0.0203	0.0302	0.0043	0.0319	0.0346	0.0100	0.0297	0.0319
13	SERVICES INCIDENTAL TO MINING	0.0251	0.0191	0.0053	0.0107	0.0650	0.0159	0.0167	0.0410
14	MEAT PRODUCTS	0.0208	0.0353	0.0051	0.0175	0.0682	0.0167	0.0144	0.0423
15	DAIRY PRODUCTS	0.0215	0.0302	0.0053	0.0175	0.0730	0.0155	0.0138	0.0503
16	FISH PRODUCTS	0.0215	0.0309	0.0053	0.0175	0.0731	0.0155	0.0138	0.0467
17	FRUITS & VEGETABLES PREPARATIONS	0.0216	0.0333	0.0053	0.0175	0.0731	0.0155	0.0139	0.0474
18	FIELDS	0.0215	0.0373	0.0053	0.0174	0.0730	0.0156	0.0139	0.0542
19	FLOUR, WHEAT MEAL & OTHER CEREALS	0.0215	0.0303	0.0053	0.0175	0.0732	0.0155	0.0138	0.0455
20	BREAKFAST CEREAL & BAKERY PROD.	0.0215	0.0301	0.0053	0.0174	0.0730	0.0156	0.0138	0.0560
21	SUGAR	0.0215	0.0303	0.0053	0.0175	0.0732	0.0155	0.0138	0.0455
22	MISC. FOOD PRODUCTS	0.0217	0.0358	0.0053	0.0176	0.0727	0.0155	0.0139	0.0453
23	SOFT DRINKS	0.0215	0.0303	0.0053	0.0175	0.0732	0.0155	0.0138	0.0455
24	ALCOHOLIC BEVERAGES	0.0215	0.0303	0.0053	0.0175	0.0732	0.0155	0.0138	0.0455
25	TOBACCO PROCESSED UNMANUFACTURED	0.0169	0.0199	0.0072	0.0193	0.0503	0.0154	0.0111	0.0276
26	CIGARETTES & TOBACCO MFG.	0.0169	0.0199	0.0072	0.0193	0.0503	0.0154	0.0111	0.0286
27	TIRES & TUBES	0.0120	0.1716	0.0068	0.0104	0.0482	0.0174	0.0162	0.0375
28	OTHER RUBBER PRODUCTS	0.0118	0.1624	0.0063	0.0104	0.0480	0.0173	0.0160	0.0372
29	PLASTIC FABRICATED PRODUCTS	0.0126	0.1675	0.0232	0.0109	0.0507	0.0172	0.0174	0.0366
30	LEATHER & LEATHER PRODUCTS	0.0082	0.0465	0.0177	0.0103	0.0442	0.0171	0.0104	0.0596
31	YARNS & MAN-MADE FIBRES	0.0103	0.1269	0.0147	0.0100	0.0426	0.0140	0.0151	0.0414
32	FABRICS	0.0090	0.0765	0.0163	0.0094	0.0403	0.0137	0.0139	0.0391
33	OTHER TEXTILE PRODUCTS	0.0095	0.0837	0.0185	0.0097	0.0419	0.0140	0.0144	0.0508
34	HOSIERY & KNITTED WEAR	0.0064	0.0446	0.0128	0.0079	0.0324	0.0141	0.0099	0.0353
35	CLOTHING & ACCESSORIES	0.0058	0.0299	0.0217	0.0073	0.0300	0.0149	0.0081	0.0481
36	LUMBER & TIMBER	0.0152	0.0220	0.0043	0.0184	0.0884	0.0134	0.0154	0.0467
37	VENEER & PLYWOOD	0.0150	0.0218	0.0058	0.0183	0.0877	0.0134	0.0152	0.0463
38	OTHER WOOD FABRICATED MATERIALS	0.0148	0.0240	0.0056	0.0179	0.0860	0.0136	0.0153	0.0474
39	FURNITURE & FIXTURES	0.0079	0.0316	0.0183	0.0102	0.0461	0.0159	0.0135	0.0572
40	PULP	0.0226	0.0468	0.0047	0.0165	0.0869	0.0126	0.0369	0.0371
41	NEWSPRINT & OTHER PAPER STOCK	0.0225	0.0473	0.0059	0.0165	0.0868	0.0126	0.0369	0.0371
42	PAPER PRODUCTS	0.0206	0.0566	0.0562	0.0156	0.0806	0.0140	0.0333	0.0400
43	PRINTING & PUBLISHING	0.0084	0.0266	0.0053	0.0105	0.0485	0.0329	0.0134	0.0255
44	ADVERTISING, PRINT MEDIA	0.0081	0.0255	0.0053	0.0104	0.0478	0.0333	0.0130	0.0236
45	IRON & STEEL PRODUCTS	0.0153	0.0211	0.0056	0.0164	0.0481	0.0101	0.0273	0.0539
46	ALUMINUM PRODUCTS	0.0159	0.0216	0.0066	0.0169	0.0486	0.0098	0.0284	0.0548
47	COPPER & COPPER ALLOY PRODUCTS	0.0158	0.0210	0.0056	0.0168	0.0485	0.0098	0.0284	0.0548
48	NICKEL PRODUCTS	0.0159	0.0222	0.0056	0.0169	0.0486	0.0097	0.0284	0.0548
49	OTHER NON-FERROUS METAL PRODUCTS	0.0152	0.0387	0.0302	0.0161	0.0482	0.0110	0.0266	0.0530
50	BOILERS, TANKS & PLATES	0.0080	0.0236	0.0051	0.0103	0.0429	0.0152	0.0140	0.0421
51	FABRICATED STRUCTURAL METAL PROD.	0.0089	0.0234	0.0081	0.0110	0.0437	0.0147	0.0156	0.0446
52	OTHER METAL FABRICATED PRODUCTS	0.0083	0.0278	0.0093	0.0105	0.0434	0.0154	0.0143	0.0451
53	AGRICULTURAL MACHINERY	0.0060	0.0161	0.0056	0.0090	0.0384	0.0186	0.0096	0.0444
54	OTHER INDUSTRIAL MACHINERY	0.0069	0.0209	0.0134	0.0096	0.0401	0.0179	0.0110	0.0436
55	MOTOR VEHICLES	0.0055	0.0172	0.0064	0.0071	0.0386	0.0124	0.0082	0.0332
56	MOTOR VEHICLE PARTS	0.0061	0.0275	0.0088	0.0076	0.0396	0.0129	0.0092	0.0339
57	OTHER TRANSPORT EQUIPMENT	0.0062	0.0181	0.0091	0.0079	0.0594	0.0129	0.0084	0.0351
58	APPLIANCES & RECEIVERS, HOUSEHOLD	0.0071	0.0283	0.0146	0.0099	0.0433	0.0245	0.0116	0.0393
59	OTHER ELECTRICAL PRODUCTS	0.0070	0.0262	0.0184	0.0109	0.0438	0.0730	0.0103	0.0390
60	CEMENT & CONCRETE PRODUCTS	0.0172	0.0330	0.0063	0.0155	0.0669	0.0144	0.0115	0.0382
61	OTHER NON-METALLIC MINERAL PROD.	0.0169	0.0353	0.0066	0.0152	0.0663	0.0146	0.0299	0.0407
62	GASOLINE & FUEL OIL	0.0131	0.0324	0.0061	0.0141	0.0977	0.0114	0.0168	0.0164
63	OTHER PETROLEUM & COAL PROD.	0.1464	0.1270	0.0058	0.0496	0.0833	0.0125	0.0201	0.0202
64	INDUSTRIAL CHEMICALS	0.0326	0.0810	0.0112	0.0176	0.0674	0.0213	0.0307	0.0406
65	FERTILIZERS	0.0269	0.0650	0.0069	0.0218	0.0529	0.0158	0.0317	0.0383
66	PHARMACEUTICALS	0.0312	0.1276	0.0090	0.0177	0.0681	0.0218	0.0308	0.0403
67	OTHER CHEMICAL PRODUCTS	0.0318	0.0579	0.0146	0.0175	0.0678	0.0214	0.0299	0.0405
68	SCIENTIFIC EQUIPMENT	0.0085	0.0448	0.0098	0.0107	0.0453	0.0218	0.0111	0.0403
69	OTHER MANUFACTURED PRODUCTS	0.0259	0.0777	0.0785	0.0116	0.0480	0.0210	0.0124	0.0745
70	RESIDENTIAL CONSTRUCTION	0.0128	0.0183	0.0068	1.0081	0.0515	0.0121	0.0076	0.0557
71	NON-RESIDENTIAL CONSTRUCTION	0.0128	0.0183	0.0068	1.0081	0.0515	0.0121	0.0076	0.0557
72	REPAIR CONSTRUCTION	0.0128	0.0183	0.0068	1.0081	0.0515	0.0121	0.0076	0.0557
73	PIPELINE TRANSPORTATION	0.0339	0.0096	0.0031	0.0391	1.1184	0.0201	0.0082	0.0285
74	TRANSPORTATION & STORAGE	0.0338	0.0096	0.0031	0.0391	1.1150	0.0201	0.0082	0.0285
75	RADIO & TELEVISION BROADCASTING	0.0041	0.0041	0.0024	0.0305	0.0545	1.0301	0.0051	0.0100
76	TELEPHONE & TELEGRAPH	0.0041	0.0041	0.0024	0.0305	0.0545	1.0301	0.0051	0.0100
77	POSTAL SERVICES	0.0041	0.0041	0.0024	0.0305	0.0545	1.0301	0.0051	0.0100
78	ELECTRIC POWER	0.0138	0.0035	0.0012	0.0547	0.0232	0.0070	0.9993	0.0115
79	OTHER UTILITIES	0.0137	0.0044	0.0013	0.0540	0.0172	0.0071	0.9895	0.0115
80	WHOLESALE MARGINS	0.0140	0.0353	0.0141	0.0098	0.0583	0.0284	0.0098	0.0388
81	RETAIL MARGINS	0.0095	0.0079	0.0034	0.0152	0.0317	0.0289	0.0219	0.0155
82	IMPUTED RENT OWNER OCUP. DWEL.	0.0020	0.0028	0.0011	0.1546	0.0081	0.0021	0.0013	0.0087
83	OTHER FINANCIALS, REAL ESTATE	0.0079	0.0051	0.0022	0.0562	0.0195	0.0288	0.0085	0.0162
84	BUSINESS SERVICES	0.0049	0.0079	0.0036	0.0066	0.0241	0.0479	0.0046	0.0163
85	EDUCATION SERVICES	0.0058	0.0092	0.0065	0.0150	0.0317	0.0317	0.0052	0.0177
86	HEALTH SERVICES	0.0058	0.0092	0.0065	0.0150	0.0317	0.0317	0.0052	0.0177
87	AMUSEMENT & RECREATION SERVICES	0.0090	0.0113	0.0171	0.0233	0.0331	0.0375	0.0174	0.0274
88	ACCOMMODATION & FOOD SERVICES	0.0122	0.0133	0.0045	0.0130	0.0408	0.0155	0.0151	0.0297
89	OTHER PERSONAL & MISC. SERVICES	0.0112	0.0227	0.0149	0.0340	0.0501	0.0251	0.0204	0.1576
90	TRANSPORTATION MARGINS	0.0331	0.0094	0.0030	0.0383	1.0927	0.0197	0.0080	0.0280
91	OPERATING, OFFICE LAB. & FOOD	0.0098	0.0629	0.0216	0.0122	0.0617	0.0166	0.0114	0.1228
92	TRAVEL, ADVERTISING & PROMOTION	0.0240	0.0143	0.0142	0.0159	0.1983	0.0995	0.0093	0.0338

TABLE 80. IMPACT (INVERSE) MATRIX (AGGREGATION - M), 1969 - CONTINUED

NO.	COMMODITY AGGREGATION - M	RETAIL TRADE	OWNER OCCUPIED DWELLINGS	FINANCE, INS. & REAL ESTATE	EDUCATION & HEALTH SERVICES	AMUSEMENT RECREATION SERVICES	SERVICE TO BUSINESS MANAGEMENT	ACCOMMODATION-FOOD SERVICES	PERSONAL & MISC. SERVICES
1	GRAINS.....	0.0155	--	0.0526	--	0.0005	0.0095	0.0032	0.0048
2	LIVE ANIMALS.....	0.0155	--	0.0526	--	0.0005	0.0094	0.0032	0.0048
3	OTHER AGRICULTURAL PRODUCTS.....	0.0175	--	0.0528	--	0.0005	0.0095	0.0033	0.0049
4	FORESTRY PRODUCTS.....	0.0277	--	0.1065	0.0001	0.0007	0.0184	0.0046	0.0195
5	FISH LANDINGS.....	0.0133	--	0.0265	--	0.0004	0.0086	0.0020	0.0048
6	HUNTING & TRAPPING PRODUCTS.....	0.0133	--	0.0265	--	0.0004	0.0086	0.0020	0.0048
7	IRON ORES & CONCENTRATES.....	0.0138	--	0.0401	--	0.0004	0.0195	0.0027	0.0075
8	OTHER METAL ORES & CONCENTRATES.....	0.0136	--	0.0394	--	0.0004	0.0193	0.0028	0.0074
9	COAL.....	0.0084	--	0.1940	0.0001	0.0008	0.0509	0.0044	0.0044
10	CRUDE MINERAL OILS.....	0.0084	--	0.1939	0.0001	0.0008	0.0509	0.0044	0.0044
11	NATURAL GAS.....	0.0084	--	0.1940	0.0001	0.0008	0.0509	0.0044	0.0044
12	NON-METALLIC MINERALS.....	0.0178	--	0.0722	--	0.0006	0.0244	0.0039	0.0104
13	SERVICES INCIDENTAL TO MINING.....	0.0246	--	0.0519	--	0.0010	0.0200	0.0075	0.0123
14	MEAT PRODUCTS.....	0.1180	--	0.0453	--	0.0012	0.0167	0.0104	0.0065
15	DAIRY PRODUCTS.....	0.0210	--	0.0411	--	0.0012	0.0170	0.0108	0.0066
16	FISH PRODUCTS.....	0.0211	--	0.0410	--	0.0012	0.0169	0.0108	0.0066
17	FRUITS & VEGETABLES PREPARATIONS.....	0.0210	--	0.0410	--	0.0012	0.0170	0.0108	0.0066
18	FEEDS.....	0.0210	--	0.0412	--	0.0013	0.0171	0.0108	0.0066
19	FLOUR, WHEAT MEAL & OTHER CEREALS.....	0.0211	--	0.0410	--	0.0012	0.0169	0.0108	0.0066
20	BREAKFAST CEREAL & BAKERY PROD.....	0.0210	--	0.0412	--	0.0013	0.0170	0.0108	0.0066
21	SUGAR.....	0.0211	--	0.0410	--	0.0012	0.0169	0.0108	0.0066
22	MISC. FOOD PRODUCTS.....	0.0243	--	0.0413	--	0.0012	0.0169	0.0107	0.0066
23	SOFT DRINKS.....	0.0211	--	0.0410	--	0.0012	0.0169	0.0108	0.0066
24	ALCOHOLIC BEVERAGES.....	0.0211	--	0.0410	--	0.0012	0.0169	0.0108	0.0066
25	TOBACCO PROCESSED UNMANUFACTURED.....	0.0130	--	0.0407	--	0.0016	0.0185	0.0155	0.0050
26	CIGARETTES & TOBACCO MFG.....	0.0130	--	0.0407	--	0.0016	0.0185	0.0155	0.0050
27	TIRES & TUBES.....	0.0106	--	0.0342	--	0.0013	0.0204	0.0112	0.0056
28	OTHER RUBBER PRODUCTS.....	0.0110	--	0.0344	--	0.0013	0.0203	0.0111	0.0058
29	PLASTIC FABRICATED PRODUCTS.....	0.0111	--	0.0352	--	0.0013	0.0201	0.0107	0.0060
30	LEATHER & LEATHER PRODUCTS.....	0.0201	--	0.0375	--	0.0012	0.0189	0.0101	0.0092
31	YARNS & MAN MADE FIBRES.....	0.0104	--	0.0310	--	0.0010	0.0164	0.0081	0.0056
32	FABRICS.....	0.0104	--	0.0318	--	0.0009	0.0157	0.0077	0.0053
33	OTHER TEXTILE PRODUCTS.....	0.0139	--	0.0314	--	0.0010	0.0162	0.0079	0.0055
34	HOSIERY & KNITTED WEAR.....	0.0129	--	0.0395	--	0.0010	0.0141	0.0075	0.0044
35	CLOTHING & ACCESSORIES.....	0.0162	--	0.0426	--	0.0010	0.0143	0.0080	0.0040
36	LUMBER & TIMBER.....	0.0199	--	0.0698	--	0.0007	0.0163	0.0048	0.0127
37	VENET & PLYWOOD.....	0.0198	--	0.0695	--	0.0007	0.0162	0.0048	0.0126
38	OTHER WOOD FABRICATED MATERIALS.....	0.0194	--	0.0681	--	0.0007	0.0162	0.0040	0.0123
39	FURNITURE & FIXTURES.....	0.0105	--	0.0402	--	0.0010	0.0160	0.0074	0.0056
40	PULP.....	0.0160	--	0.0458	--	0.0007	0.0163	0.0053	0.0100
41	NEWSPRINT & OTHER PAPER STOCK.....	0.0160	--	0.0459	--	0.0007	0.0163	0.0053	0.0100
42	PAPER PRODUCTS.....	0.0152	--	0.0446	--	0.0008	0.0169	0.0063	0.0094
43	PRINTING & PUBLISHING.....	0.0115	--	0.0395	--	0.0016	0.0221	0.0111	0.0061
44	ADVERTISING, PRINT MEDIA.....	0.0114	--	0.0393	--	0.0016	0.0222	0.0112	0.0061
45	IRON & STEEL PRODUCTS.....	0.0115	--	0.0285	--	0.0005	0.0160	0.0037	0.0065
46	ALUMINUM PRODUCTS.....	0.0116	--	0.0285	--	0.0005	0.0159	0.0036	0.0066
47	COPPER & COPPER ALLOY PRODUCTS.....	0.0116	--	0.0285	--	0.0005	0.0159	0.0036	0.0066
48	NICKEL PRODUCTS.....	0.0116	--	0.0285	--	0.0005	0.0159	0.0036	0.0066
49	OTHER NON-FERROUS METAL PRODUCTS.....	0.0115	--	0.0293	--	0.0006	0.0165	0.0043	0.0065
50	BOILERS, TANKS & PLATES.....	0.0108	--	0.0284	--	0.0008	0.0163	0.0060	0.0063
51	FABRICATED STRUCTURAL METAL PROD.....	0.0110	--	0.0284	--	0.0008	0.0164	0.0057	0.0063
52	OTHER METAL FABRICATED PRODUCTS.....	0.0108	--	0.0288	--	0.0008	0.0169	0.0061	0.0062
53	AGRICULTURAL MACHINERY.....	0.0089	--	0.0383	--	0.0010	0.0179	0.0077	0.0048
54	OTHER INDUSTRIAL MACHINERY.....	0.0094	--	0.0370	--	0.0010	0.0182	0.0071	0.0052
55	MOTOR VEHICLES.....	0.0078	--	0.0203	--	0.0008	0.0338	0.0056	0.0040
56	MOTOR VEHICLE PARTS.....	0.0082	--	0.0217	--	0.0008	0.0321	0.0059	0.0044
57	OTHER TRANSPORT EQUIPMENT.....	0.0082	--	0.0217	--	0.0008	0.0325	0.0057	0.0044
58	APPLIANCES & RECEIVERS, HOUSEHOLD.....	0.0097	--	0.0352	--	0.0012	0.0182	0.0087	0.0051
59	OTHER ELECTRICAL PRODUCTS.....	0.0099	--	0.0350	--	0.0021	0.0182	0.0084	0.0051
60	CEMENT & CONCRETE PRODUCTS.....	0.0185	--	0.0349	--	0.0008	0.0173	0.0060	0.0115
61	OTHER NON-METALLIC MINERAL PROD.....	0.0182	--	0.0348	--	0.0008	0.0173	0.0061	0.0112
62	GASOLINE & FUEL OIL.....	0.0089	--	0.0888	--	0.0008	0.0291	0.0059	0.0048
63	OTHER PETROLEUM & COAL PROD.....	0.0097	--	0.0942	0.0001	0.0009	0.0307	0.0066	0.0053
64	INDUSTRIAL CHEMICALS.....	0.0155	--	0.0421	--	0.0018	0.0264	0.0161	0.0084
65	FERTILIZERS.....	0.0177	--	0.0453	--	0.0012	0.0232	0.0104	0.0101
66	PHARMACEUTICALS.....	0.0157	--	0.0425	--	0.0019	0.0268	0.0166	0.0084
67	OTHER CHEMICAL PRODUCTS.....	0.0158	--	0.0423	--	0.0018	0.0263	0.0162	0.0083
68	SCIENTIFIC EQUIPMENT.....	0.0114	--	0.0406	--	0.0016	0.0210	0.0132	0.0061
69	OTHER MANUFACTURED PRODUCTS.....	0.0118	--	0.0420	--	0.0015	0.0212	0.0129	0.0063
70	RESIDENTIAL CONSTRUCTION.....	0.0181	--	0.0339	--	0.0006	0.0351	0.0041	0.0090
71	NON-RESIDENTIAL CONSTRUCTION.....	0.0181	--	0.0339	--	0.0006	0.0351	0.0041	0.0090
72	REPAIR CONSTRUCTION.....	0.0181	--	0.0339	--	0.0006	0.0351	0.0041	0.0090
73	PIPELINE TRANSPORTATION.....	0.0228	--	0.0441	--	0.0009	0.0162	0.0087	0.0112
74	TRANSPORTATION & STORAGE.....	0.0244	--	0.0442	--	0.0009	0.0162	0.0087	0.0112
75	RADIO & TELEVISION BROADCASTING.....	0.0156	--	0.0274	--	0.0196	0.0156	0.0035	0.0041
76	TELEPHONE & TELEGRAPH.....	0.0156	--	0.0274	--	0.0196	0.0156	0.0035	0.0041
77	POSTAL SERVICES.....	0.0156	--	0.0274	--	0.0196	0.0156	0.0035	0.0041
78	ELECTRIC POWER.....	0.0065	--	0.0276	--	0.0003	0.0099	0.0018	0.0038
79	OTHER UTILITIES.....	0.0066	--	0.0285	--	0.0003	0.0099	0.0019	0.0044
80	WHOLESALE MARGINS.....	0.0142	--	0.0579	--	0.0016	0.0262	0.0122	0.0072
81	RETAIL MARGINS.....	0.0976	--	0.0823	--	0.0044	0.0172	0.0126	0.0069
82	IMPUTED RENT OWNER OCCUP. DWEL.....	0.0029	1.0000	0.0161	--	0.0001	0.0057	0.0007	0.0014
83	OTHER FINANCE, INS. REAL ESTATE.....	0.0132	--	1.0570	0.0006	0.0023	0.0360	0.0112	0.0059
84	BUSINESS SERVICES.....	0.0137	--	0.0546	--	0.0028	0.0138	0.0084	0.0088
85	EDUCATION SERVICES.....	0.0148	--	0.0417	1.0000	0.0010	0.0179	0.0035	0.0111
86	HEALTH SERVICES.....	0.0148	--	0.0417	1.0000	0.0010	0.0179	0.0035	0.0111
87	AMUSEMENT & RECREATION SERVICES.....	0.0230	--	0.1349	0.0001	1.0543	0.0358	0.0148	0.0153
88	ACCOMMODATION & FOOD SERVICES.....	0.0645	--	0.0565	--	0.0175	0.0159	0.0368	0.0073
89	OTHER PERSONAL & MISC. SERVICES.....	0.3013	--	0.0824	--	0.0014	0.1487	0.0126	0.3287
90	TRANSPORTATION MARGINS.....	0.0239	--	0.0433	--	0.0009	0.0159	0.0085	0.0110
91	OPERATING, OFFICE, LAB. & FOOD.....	0.0918	--	0.0361	--	0.0010	0.0329	0.0072	0.0519
92	TRAVEL, ADVERTISING & PROMOTION.....	0.0424	--	0.0399	--	0.0174	0.0926	0.1825	0.0125

TABLE 80. IMPACT (INVERSE) MATRIX (AGGREGATION - M), 1969 - CONCLUDED

NO.	COMMODITY AGGREGATION - M	TRANS. MARGINS	OPERATING OFFICE LAB & FOOD	TRAVEL PROMOTION, ADVIG.
1	GRAINS	0.0247	0.0643	0.0155
2	LIVE ANIMALS	0.0247	0.0643	0.0155
3	OTHER AGRICULTURAL PRODUCTS	0.0247	0.0647	0.0158
4	FORESTRY PRODUCTS	0.0113	0.1500	0.0187
5	FISH LANDINGS	0.0136	0.0266	0.0096
6	HUNTING & TRAPPING PRODUCTS	0.0136	0.0266	0.0096
7	IRON ORES & CONCENTRATES	0.0129	0.1176	0.0131
8	OTHER METAL ORES & CONCENTRATES	0.0141	0.1153	0.0138
9	COAL	0.0056	0.0502	0.0197
10	CRUDE MINERAL OILS	0.0056	0.0502	0.0197
11	NATURAL GAS	0.0056	0.0502	0.0197
12	NON-METALLIC MINERALS	0.0134	0.1201	0.0185
13	SERVICES INCIDENTAL TO MINING	0.0150	0.1966	0.0389
14	MEAT PRODUCTS	0.0374	0.0625	0.0560
15	DAIRY PRODUCTS	0.0410	0.0627	0.0581
16	FISH PRODUCTS	0.0412	0.0627	0.0581
17	FRUITS & VEGETABLES PREPARATIONS	0.0411	0.0627	0.0582
18	FEEDS	0.0409	0.0627	0.0584
19	FLOUR, WHEAT MEAL & OTHER CEREALS	0.0412	0.0627	0.0581
20	BREAKFAST CEREAL & BAKERY PROD.	0.0409	0.0627	0.0582
21	SUGAR	0.0412	0.0627	0.0581
22	MISC. FOOD PRODUCTS	0.0409	0.0627	0.0578
23	SOFT DRINKS	0.0412	0.0627	0.0581
24	ALCOHOLIC BEVERAGES	0.0412	0.0627	0.0581
25	TOBACCO PROCESSED UNMANUFACTURED	0.0242	0.0505	0.0858
26	CIGARETTES & TOBACCO MFG.	0.0242	0.0505	0.0857
27	TIRES & TUBES	0.0279	0.0553	0.0616
28	OTHER RUBBER PRODUCTS	0.0279	0.0563	0.0607
29	PLASTIC FABRICATED PRODUCTS	0.0291	0.0591	0.0583
30	LEATHER & LEATHER PRODUCTS	0.0249	0.0611	0.0549
31	YARNS & MAN MADE FIBRES	0.0258	0.0589	0.0439
32	FABRICS	0.0245	0.0572	0.0415
33	OTHER TEXTILE PRODUCTS	0.0252	0.0587	0.0426
34	HOSIERY & KNITTED WEAR	0.0181	0.0451	0.0407
35	CLOTHING & ACCESSORIES	0.0153	0.0383	0.0434
36	LUMBER & TIMBER	0.0351	0.1218	0.0228
37	VENEER & PLYWOOD	0.0351	0.1217	0.0228
38	OTHER WOOD FABRICATED MATERIALS	0.0349	0.1185	0.0217
39	FURNITURE & FIXTURES	0.0258	0.0544	0.0395
40	PULP	0.0481	0.0970	0.0263
41	NEWSPRINT & OTHER PAPER STOCK	0.0480	0.0970	0.0264
42	PAPER PRODUCTS	0.0444	0.0905	0.0322
43	PRINTING & PUBLISHING	0.0257	0.0493	0.0607
44	ADVERTISING, PRINT MEDIA	0.0253	0.0483	0.0614
45	IRON & STEEL PRODUCTS	0.0305	0.0863	0.0189
46	ALUMINUM PRODUCTS	0.0308	0.0878	0.0180
47	COPPER & COPPER ALLOY PRODUCTS	0.0308	0.0877	0.0179
48	NICKEL PRODUCTS	0.0308	0.0878	0.0180
49	OTHER NON FERROUS METAL PRODUCTS	0.0301	0.0843	0.0221
50	BOILERS, TANKS & PLATES	0.0269	0.0686	0.0318
51	FABRICATED STRUCTURAL METAL PROD.	0.0274	0.0708	0.0304
52	OTHER METAL FABRICATED PRODUCTS	0.0268	0.0683	0.0323
53	AGRICULTURAL MACHINERY	0.0229	0.0537	0.0393
54	OTHER INDUSTRIAL MACHINERY	0.0238	0.0574	0.0381
55	MOTOR VEHICLES	0.0223	0.0474	0.0299
56	MOTOR VEHICLE PARTS	0.0230	0.0491	0.0320
57	OTHER TRANSPORT EQUIPMENT	0.0222	0.0485	0.0305
58	APPLIANCES & RECEIVERS, HOUSEHOLD	0.0233	0.0544	0.0472
59	OTHER ELECTRICAL PRODUCTS	0.0223	0.0533	0.0457
60	CEMENT & CONCRETE PRODUCTS	0.0458	0.1126	0.0307
61	OTHER NON-METALLIC MINERAL PROD.	0.0452	0.1104	0.0313
62	GASOLINE & FUEL OIL	0.0097	0.0489	0.0291
63	OTHER PETROLEUM & COAL PROD.	0.0130	0.0528	0.0330
64	INDUSTRIAL CHEMICALS	0.0345	0.0638	0.0886
65	FERTILIZERS	0.0246	0.0982	0.0559
66	PHARMACEUTICALS	0.0347	0.0629	0.0915
67	OTHER CHEMICAL PRODUCTS	0.0347	0.0633	0.0888
68	SCIENTIFIC EQUIPMENT	0.0228	0.0578	0.0724
69	OTHER MANUFACTURED PRODUCTS	0.0231	0.0590	0.0710
70	RESIDENTIAL CONSTRUCTION	0.0287	0.0480	0.0205
71	NON-RESIDENTIAL CONSTRUCTION	0.0287	0.0480	0.0205
72	REPAIR CONSTRUCTION	0.0287	0.0480	0.0205
73	PIPELINE TRANSPORTATION	0.0091	0.0673	0.0224
74	TRANSPORTATION & STORAGE	0.0092	0.0674	0.0224
75	RADIO & TELEVISION BROADCASTING	0.0019	0.0349	0.0174
76	TELEPHONE & TELEGRAPH	0.0039	0.0349	0.0174
77	POSTAL SERVICES	0.0039	0.0349	0.0174
78	ELECTRIC POWER	0.0090	0.0259	0.0089
79	OTHER UTILITIES	0.0090	0.0267	0.0092
80	WHOLESALE MARGINS	0.0108	0.0608	0.0663
81	RETAIL MARGINS	0.0069	0.0606	0.0434
82	IMPUTED RENT OWNER OCPD, DWEL.	0.0044	0.0078	0.0035
83	OTHER FINANCE, INS. REAL ESTATE	0.0045	0.0476	0.0383
84	BUSINESS SERVICES	0.0058	0.0668	0.0454
85	EDUCATION SERVICES	0.0055	0.0645	0.0177
86	HEALTH SERVICES	0.0055	0.0645	0.0177
87	AMUSEMENT & RECREATION SERVICES	0.0086	0.1323	0.0726
88	ACCOMMODATION & FOOD SERVICES	0.0166	0.0599	0.0358
89	OTHER PERSONAL & MISC. SERVICES	0.0095	0.0712	0.0417
90	TRANSPORTATION MARGINS	1.0090	0.0660	0.0219
91	OPERATING, OFFICE, LAB & FOOD	0.0391	1.0438	0.0314
92	TRAVEL, ADVERTISING & PROMOTION	0.0169	0.0472	1.0338

TABLE 81. MARGINS (AGGREGATION - M), 1969 (MILLIONS OF DOLLARS)

NO.	COMMODITY AGGREGATION - M	RETAIL	WHOLESALE	TAX	TRANSPORT	GAS	STORAGE	PIPELINE
1	GRAINS.....	--	72.8	--	92.0	--	107.6	--
2	LIVE ANIMALS.....	0.4	43.5	--	28.8	--	--	--
3	OTHER AGRICULTURAL PRODUCTS.....	161.5	114.4	0.4	83.4	--	4.0	--
4	FORESTRY PRODUCTS.....	1.9	8.3	--	83.7	--	--	--
5	FISH LANDINGS.....	3.8	13.7	--	9.2	--	--	--
6	HUNTING & TRAPPING PRODUCTS.....	--	1.8	--	1.1	--	--	--
7	IRON ORES & CONCENTRATES.....	--	--	--	86.7	--	--	--
8	OTHER METAL ORES & CONCENTRATES.....	--	--	--	90.6	--	--	--
9	COAL.....	2.4	7.7	--	33.7	--	--	--
10	CRUDE MINERAL OILS.....	--	--	--	1.9	--	--	255.1
11	NATURAL GAS.....	--	--	--	--	273.2	--	180.0
12	NON-METALLIC MINERALS.....	4.5	9.3	--	149.8	--	--	--
14	MEAT PRODUCTS.....	372.2	65.9	7.4	49.2	--	--	--
15	DAIRY PRODUCTS.....	180.8	49.2	--	23.0	--	--	--
16	FISH PRODUCTS.....	24.1	23.0	--	9.9	--	--	--
17	FRUITS & VEGETABLES PREPARATIONS.....	143.1	60.5	--	24.8	--	--	--
18	FEEDS.....	17.9	42.2	--	35.8	--	--	--
19	FLOUR,WHEAT,MEAL & OTHER CEREALS.....	12.0	16.3	--	11.6	--	--	--
20	BREAKFAST CEREAL & BAKERY PROD.....	155.6	32.9	--	20.7	--	--	--
21	SUGAR.....	17.9	12.5	--	7.6	--	--	--
22	MISC. FOOD PRODUCTS.....	196.1	78.4	28.5	41.3	--	--	--
23	SOFT DRINKS.....	56.6	11.7	34.6	5.7	--	--	--
24	ALCOHOLIC BEVERAGES.....	181.7	11.8	922.3	27.2	--	--	--
25	TOBACCO PROCESSED UNMANUFACTURED.....	--	--	--	2.8	--	--	--
26	CIGARETTES & TOBACCO MFG.....	113.0	62.8	551.4	4.9	--	--	--
27	TIRES & TUBES.....	51.3	47.6	29.1	23.4	--	--	--
28	OTHER RUBBER PRODUCTS.....	23.8	20.3	10.6	8.1	--	--	--
29	PLASTIC FABRICATED PRODUCTS.....	14.6	28.5	14.5	11.9	--	--	--
30	LEATHER & LEATHER PRODUCTS.....	172.9	23.2	46.5	10.0	--	--	--
31	YARNS & MAN MADE FIBRES.....	14.6	25.8	3.3	11.5	--	--	--
32	FABRICS.....	50.7	66.9	12.5	13.5	--	--	--
33	OTHER TEXTILE PRODUCTS.....	138.0	55.7	56.5	24.4	--	--	--
34	HOSIERY & KNITTED WEAR.....	221.9	24.4	42.5	14.0	--	--	--
35	CLOTHING & ACCESSORIES.....	731.7	84.3	132.1	56.6	--	--	--
36	LUMBER & TIMBER.....	5.5	100.5	26.1	136.7	--	--	--
37	VENEER & PLYWOOD.....	5.9	59.8	18.3	24.6	--	--	--
38	OTHER WOOD FABRICATED MATERIALS.....	0.9	81.2	31.8	37.2	--	--	--
39	FURNITURE & FIXTURES.....	192.5	38.9	69.1	23.3	--	--	--
40	PULP.....	--	3.9	--	46.7	--	--	--
41	NEWSPRINT & OTHER PAPER STOCK.....	5.4	89.0	9.6	130.3	--	--	--
42	PAPER PRODUCTS.....	96.0	97.6	64.3	60.5	--	--	--
43	PRINTING & PUBLISHING.....	72.1	71.7	63.0	30.6	--	--	--
45	IRON & STEEL PRODUCTS.....	--	105.6	39.7	99.6	--	--	--
46	ALUMINUM PRODUCTS.....	1.8	19.8	0.4	23.0	--	--	--
47	COPPER & COPPER ALLOY PRODUCTS.....	--	19.0	4.2	20.8	--	--	--
48	NICKEL PRODUCTS.....	--	3.8	0.1	18.0	--	--	--
49	OTHER NON FERROUS METAL PRODUCTS.....	0.8	242.8	0.8	44.1	--	--	--
50	BOILERS, TANKS & PLATES.....	1.4	23.3	15.8	7.9	--	--	--
51	FABRICATED STRUCTURAL METAL PROD.....	3.3	41.3	46.3	26.5	--	--	--
52	OTHER METAL FABRICATED PRODUCTS.....	75.4	286.6	86.2	106.8	--	--	--
53	AGRICULTURAL MACHINERY.....	16.7	111.2	--	16.4	--	--	--
54	OTHER INDUSTRIAL MACHINERY.....	31.9	714.0	(36.2	145.1	--	--	--
55	MOTOR VEHICLES.....	391.5	340.6	258.2	75.1	--	--	--
56	MOTOR VEHICLE PARTS.....	206.8	303.3	76.0	79.9	--	--	--
57	OTHER TRANSPORT EQUIPMENT.....	20.8	39.4	80.5	23.9	--	--	--
58	APPLIANCES & RECEIVERS,HOUSEHOLD.....	245.6	100.0	129.1	21.9	--	--	--
59	OTHER ELECTRICAL PRODUCTS.....	53.4	257.0	125.4	63.1	--	--	--
60	CEMENT & CONCRETE PRODUCTS.....	0.6	32.1	47.1	35.5	--	--	--
61	OTHER NON-METALLIC MINERAL PROD.....	45.2	89.4	33.7	87.1	--	--	--
62	GASOLINE & FUEL OIL.....	435.1	455.1	1111.9	94.6	--	--	--
63	OTHER PETROLEUM & COAL PROD.....	26.6	84.4	13.5	38.5	1.8	--	9.0
64	INDUSTRIAL CHEMICALS.....	4.8	93.6	1.0	90.4	--	--	--
65	FERTILIZERS.....	5.7	10.6	--	37.2	--	--	--
66	PHARMACEUTICALS.....	176.1	48.5	21.5	8.0	--	--	--
67	OTHER CHEMICAL PRODUCTS.....	161.8	137.4	98.4	55.1	--	--	--
68	SCIENTIFIC EQUIPMENT.....	88.2	78.8	66.1	23.2	--	--	--
69	OTHER MANUFACTURED PRODUCTS.....	251.8	84.2	77.0	27.2	--	--	--
78	ELECTRIC POWER.....	--	--	23.7	--	--	--	--
84	BUSINESS SERVICES.....	--	--	14.2	--	--	--	--
87	AMUSEMENT & RECREATION SERVICES.....	--	--	60.0	--	--	--	--
89	OTHER PERSONAL & MISC. SERVICES.....	--	--	15.7	--	--	--	--
93	NON-COMPETING IMPORTS.....	28.0	20.5	--	15.4	--	--	--
	TOTAL.....	5716.5	5400.6	4757.2	2853.1	275.0	111.6	444.0

NOTE: DETAIL MAY NOT ADD DUE TO ROUNDING.

TABLE 82. MAKE (OUTPUT) MATRIX (AGGREGATION - S), 1970 (MILLIONS OF DOLLARS)

NO.	COMMODITY AGGREGATION - S	AGRICUL- TURE	FOREST- RY	FISHING, HUNTING & TRAPPING	MINES, QUARRIES & OIL WELLS	MANUFACTURING	CONSTRUCTION
1	GRAINS.....	611.2	--	--	--	1.0	--
2	OTHER AGRICULTURAL PRODUCTS.....	3767.4	8.2	--	--	10.4	--
3	FORESTRY PRODUCTS.....	39.8	1276.5	--	--	33.8	--
4	FISHING & TRAPPING PRODUCTS.....	--	--	219.3	--	--	--
5	METALLIC ORES & CONCENTRATES.....	--	--	--	2299.8	156.2	--
6	MINERALS FUELS.....	--	--	--	1627.7	0.6	--
7	NON-METALLIC MINERALS.....	--	--	--	470.6	15.7	--
8	SERVICES INCIDENTAL TO MINING.....	--	--	--	404.9	--	--
9	MEAT,FISH & DAIRY PRODUCTS.....	59.5	--	--	--	4079.6	--
10	FRUIT,VEG,FEED,MISC.FOOD PROD.....	8.8	--	--	--	3373.9	--
11	BEVERAGES.....	--	--	--	--	1152.3	--
12	TOBACCO & TOBACCO PRODUCTS.....	--	--	--	--	560.0	--
13	RUBBER,LEATHER,PLASTIC FAB.PRO.....	--	--	--	--	1291.6	--
14	TEXTILE PRODUCTS.....	--	--	--	--	1639.9	--
15	KNITTED PRODUCTS & CLOTHING.....	--	--	--	--	1720.6	--
16	LUMBER,SAWMILL,OTHER WOOD PROD.....	--	7.7	--	--	1981.4	--
17	FURNITURE & FIXTURES.....	--	--	--	--	697.3	--
18	PAPER & PAPER PRODUCTS.....	--	--	--	--	4075.5	--
19	PRINTING & PUBLISHING.....	--	--	--	--	1524.4	--
20	PRIMARY METAL PRODUCTS.....	--	--	--	0.5	5099.5	--
21	METAL FABRICATED PRODUCTS.....	--	--	--	--	3188.8	--
22	MACHINERY & EQUIPMENT.....	--	0.2	--	17.2	1950.4	--
23	AUTOS,TRUCKS,OTHER TRANSP. EQP.....	--	--	--	--	5802.4	--
24	ELEC. & COMMUNICATIONS PROD.....	--	--	--	--	2755.5	--
25	NON-METALLIC MINERAL PRODUCTS.....	--	--	--	6.1	1270.8	--
26	PETROLEUM & COAL PRODUCTS.....	--	--	--	46.7	1863.6	--
27	CHEMICALS,CHEMICAL PROD.....	--	--	--	112.0	2696.3	--
28	MISC. MANUFACTURED PRODUCTS.....	--	--	--	--	1067.4	--
29	RESIDENTIAL CONSTRUCTION.....	--	--	--	--	--	3137.8
30	NON-RESIDENTIAL CONSTRUCTION.....	--	--	--	--	--	8034.7
31	REPAIR CONSTRUCTION.....	--	--	--	--	--	2660.0
32	TRANSPORTATION & STORAGE.....	--	3.5	--	--	7.1	--
33	COMMUNICATION SERVICES.....	--	--	--	--	--	--
34	OTHER UTILITIES.....	--	0.1	--	1.3	17.7	--
35	WHOLESALE MARGINS.....	--	2.9	--	3.8	1010.1	--
36	RETAIL MARGINS.....	--	--	--	--	--	--
37	IMPUTED RENT OWNER OCPD, DWEL.....	--	--	--	--	--	--
38	OTHER FINANCE,INS.,REAL ESTATE.....	4.4	0.7	--	37.1	80.7	80.4
39	BUSINESS SERVICES.....	--	--	--	--	230.7	--
40	PERSONAL & OTHER MISC. SERVICE.....	--	28.9	1.9	21.9	237.7	85.5
41	TRANSPORTATION MARGINS.....	--	--	--	--	--	--
42	OPERATING,OFFICE,LAB & FOOD.....	--	--	--	--	--	--
43	TRAVEL, ADVERTISING, PROMOTION.....	--	--	--	--	--	--
TOTAL.....		4491.1	1328.9	221.3	5049.7	49592.9	13998.4

NOTE: DETAIL MAY NOT ADD DUE TO ROUNDING.

TABLE 82. MAKE (OUTPUT) MATRIX (AGGREGATION - S), 1970 (MILLIONS OF DOLLARS) - CONTINUED

NO.	COMMODITY AGGREGATION - S	TRANS. & STORAGE	COMMUNI- CATION	ELEC POWER GAS,OTHER UTILITIES	WHOLESALE TRADE	RETAIL TRADE	FINANCE, INS. & REAL EST.
1	GRAINS.....	--	--	--	--	--	--
2	OTHER AGRICULTURAL PRODUCTS.....	--	--	--	--	3.7	--
3	FORESTRY PRODUCTS.....	--	--	1.7	--	--	--
4	FISHING & TRAPPING PRODUCTS.....	--	--	--	--	--	--
5	METALLIC ORES & CONCENTRATES.....	--	--	--	--	--	--
6	MINERALS FUELS.....	--	--	--	--	--	--
7	NON-METALLIC MINERALS.....	--	--	--	--	--	--
8	SERVICES INCIDENTAL TO MINING.....	--	--	--	--	--	--
9	MEAT,FISH & DAIRY PRODUCTS.....	--	--	--	3.9	253.6	--
10	FRUIT,VEG,FEED,MISC.FOOD PROD.....	--	--	--	13.5	3.5	--
11	BEVERAGES.....	--	--	--	--	--	--
12	TOBACCO & TOBACCO PRODUCTS.....	--	--	--	0.4	--	--
13	RUBBER,LEATHER,PLASTIC FAB.PRO.....	--	--	--	4.0	--	--
14	TEXTILE PRODUCTS.....	--	--	--	7.2	2.5	--
15	KNITTED PRODUCTS & CLOTHING.....	--	--	--	0.7	0.5	--
16	LUMBER,SAWMILL,OTHER WOOD PROD.....	--	--	--	1.0	--	--
17	FURNITURE & FIXTURES.....	--	--	--	3.6	--	--
18	PAPER & PAPER PRODUCTS.....	--	--	--	2.8	--	--
19	PRINTING & PUBLISHING.....	--	--	--	1.8	--	--
20	PRIMARY METAL PRODUCTS.....	--	--	--	--	--	--
21	METAL FABRICATED PRODUCTS.....	--	--	--	7.9	--	--
22	MACHINERY & EQUIPMENT.....	--	--	--	--	--	--
23	AUTOS,TRUCKS,OTHER TRANSP. EQP.....	30.6	--	--	2.2	--	--
24	ELEC. & COMMUNICATIONS PROD.....	--	99.0	--	2.5	--	--
25	NON-METALLIC MINERAL PRODUCTS.....	--	--	--	0.9	--	--
26	PETROLEUM & COAL PRODUCTS.....	--	--	0.3	--	--	--
27	CHEMICALS,CHEMICAL PROD.....	--	--	--	0.4	--	--
28	MISC. MANUFACTURED PRODUCTS.....	--	--	--	26.9	--	--
29	RESIDENTIAL CONSTRUCTION.....	--	--	--	--	--	--
30	NON-RESIDENTIAL CONSTRUCTION.....	--	--	--	--	--	--
31	REPAIR CONSTRUCTION.....	--	--	--	--	--	--
32	TRANSPORTATION & STORAGE.....	7017.8	--	--	--	9.3	0.2
33	COMMUNICATION SERVICES.....	--	2358.6	--	--	--	--
34	OTHER UTILITIES.....	9.0	--	2163.1	--	--	0.1
35	WHOLESALE MARGINS.....	4.0	--	--	4931.0	--	--
36	RETAIL MARGINS.....	7.5	--	23.9	--	6360.6	--
37	IMPUTED RENT OWNER OCPD, DWEL.....	--	--	--	--	--	5160.9
38	OTHER FINANCE,INS.,REAL ESTATE.....	27.1	0.5	3.0	45.5	49.1	9317.9
39	BUSINESS SERVICES.....	7.8	52.2	0.2	--	--	10.6
40	PERSONAL & OTHER MISC. SERVICE.....	72.4	16.8	36.7	493.4	1193.5	86.8
41	TRANSPORTATION MARGINS.....	--	--	--	--	--	--
42	OPERATING,OFFICE,LAB & FOOD.....	--	--	--	--	--	--
43	TRAVEL, ADVERTISING, PROMOTION.....	--	--	--	--	--	--
TOTAL.....		7176.2	2527.1	2228.9	5549.5	7876.2	14576.6

NOTE: DETAIL MAY NOT ADD DUE TO ROUNDING.

TABLE 82. MAKE (OUTPUT) MATRIX (AGGREGATION - S), 1970 (MILLIONS OF DOLLARS) - CONCLUDED

NO.	COMMODITY AGGREGATION - S	BUSINESS & PERSONAL SERVICES	TRANS. MARGINS	OPERATING OFFICE SUPPLIES	TRAVEL, PROMOTION, ADVTG.	TOTAL INDUSTRIES
1	GRAINS.....	--	--	--	--	612.1
2	OTHER AGRICULTURAL PRODUCTS.....	--	--	--	--	3789.8
3	FORESTRY PRODUCTS.....	--	--	--	--	1351.9
4	FISHING & TRAPPING PRODUCTS.....	--	--	--	--	219.3
5	METALLIC ORES & CONCENTRATES.....	--	--	--	--	2456.0
6	MINERALS FUELS.....	--	--	--	--	1628.3
7	NON-METALLIC MINERALS.....	--	--	--	--	486.3
8	SERVICES INCIDENTAL TO MINING.....	--	--	--	--	404.9
9	MEAT,FISH & DAIRY PRODUCTS.....	--	--	--	--	4396.5
10	FRUIT,VEG.,FEED,MISC.FOOD PROD.....	--	--	--	--	3399.7
11	BEVERAGES.....	--	--	--	--	1152.3
12	TOBACCO & TOBACCO PRODUCTS.....	--	--	--	--	560.4
13	RUBBER,LEATHER,PLASTIC FAB.PRO.....	--	--	--	--	1295.6
14	TEXTILE PRODUCTS.....	--	--	--	--	1649.7
15	KNITTED PRODUCTS & CLOTHING.....	--	--	--	--	1721.8
16	LUMBER,SAWMILL,OTHER WOOD PROD.....	--	--	--	--	1990.1
17	FURNITURE & FIXTURES.....	--	--	--	--	700.8
18	PAPER & PAPER PRODUCTS.....	--	--	--	--	4078.3
19	PRINTING & PUBLISHING.....	--	--	--	--	1526.2
20	PRIMARY METAL PRODUCTS.....	--	--	--	--	5100.0
21	METAL FABRICATED PRODUCTS.....	--	--	--	--	3196.7
22	MACHINERY & EQUIPMENT.....	--	--	--	--	1967.8
23	AUTOS,TRUCKS,OTHER TRANSP. EQP.....	--	--	--	--	5835.2
24	ELEC. & COMMUNICATIONS PROD.....	--	--	--	--	2857.0
25	NON-METALLIC MINERAL PRODUCTS.....	--	--	--	--	1277.9
26	PETROLEUM & COAL PRODUCTS.....	--	--	--	--	1910.6
27	CHEMICALS,CHEMICAL PROD.....	--	--	--	--	2808.7
28	MISC. MANUFACTURED PRODUCTS.....	--	--	--	--	1094.3
29	RESIDENTIAL CONSTRUCTION.....	--	--	--	--	3137.8
30	NON-RESIDENTIAL CONSTRUCTION.....	--	--	--	--	8034.7
31	REPAIR CONSTRUCTION.....	--	--	--	--	2660.0
32	TRANSPORTATION & STORAGE.....	--	--	--	--	7037.9
33	COMMUNICATION SERVICES.....	--	--	--	--	2358.6
34	OTHER UTILITIES.....	7.4	--	--	--	2198.7
35	WHOLESALE MARGINS.....	--	--	--	--	5951.9
36	RETAIL MARGINS.....	59.9	--	--	--	6451.9
37	IMPUTED RENT OWNER OCPD. DWEL.....	--	--	--	--	5160.9
38	OTHER FINANCE,INS.,REAL ESTATE.....	78.2	--	--	--	9724.6
39	BUSINESS SERVICES.....	2199.2	--	--	--	2500.6
40	PERSONAL & OTHER MISC. SERVICE.....	7394.5	--	--	--	9670.1
41	TRANSPORTATION MARGINS.....	--	2997.1	--	--	2997.1
42	OPERATING,OFFICE,LAB & FOOD.....	--	--	6206.1	--	6206.1
43	TRAVEL, ADVERTISING, PROMOTION.....	--	--	--	3033.6	3033.6
	TOTAL.....	9739.2	2997.1	6206.1	3033.6	136592.6

NOTE: DETAIL MAY NOT ADD DUE TO ROUNDING.

TABLE 83. USE (INPUT) MATRIX (AGGREGATION - S), 1970 (MILLIONS OF DOLLARS)

NO.	COMMODITY AGGREGATION - S	AGRICUL- TURE	FOR- ESTRY	FISHING, HUNTING & TRAPPING	MINES QUARRIES & OIL WELLS	MANUFAC- TURING	CONSTRUC- TION
1	GRAINS.....	42.5	--	--	--	311.7	--
2	OTHER AGRICULTURAL PRODUCTS.....	176.5	0.3	--	--	2374.3	6.2
3	FORESTRY PRODUCTS.....	0.3	132.8	--	--	1157.8	4.5
4	FISHING & TRAPPING PRODUCTS.....	--	--	1.8	--	171.0	--
5	METALLIC ORES & CONCENTRATES.....	--	--	--	6.9	1694.3	--
6	MINERALS FUELS.....	2.3	--	--	6.2	1332.6	6.5
7	NON-METALLIC MINERALS.....	5.2	--	0.6	20.5	180.0	58.3
8	SERVICES INCIDENTAL TO MINING.....	--	--	--	205.1	--	52.3
9	MEAT,FISH & DAIRY PRODUCTS.....	4.1	--	--	--	733.2	--
10	FRUIT,VEG.,FEED,MISC.FOOD PROD.....	488.3	2.2	--	--	744.8	--
11	BEVERAGES.....	--	--	--	--	40.2	--
12	TOBACCO & TOBACCO PRODUCTS.....	--	--	--	--	122.1	--
13	RUBBER,LEATHER,PLASTIC FAB.PRO.....	8.7	--	--	--	542.4	128.2
14	TEXTILE PRODUCTS.....	12.3	3.1	5.6	5.8	1483.2	48.7
15	KNITTED PRODUCTS & CLOTHING.....	--	--	--	--	149.3	--
16	LUMBER,SAWMILL,OTHER WOOD PROD.....	3.3	0.8	2.0	1.2	540.8	674.9
17	FURNITURE & FIXTURES.....	--	--	--	--	18.7	--
18	PAPER & PAPER PRODUCTS.....	3.1	--	--	7.4	1484.5	89.0
19	PRINTING & PUBLISHING.....	--	--	--	0.2	164.9	--
20	PRIMARY METAL PRODUCTS.....	--	--	--	41.1	2875.1	511.8
21	METAL FABRICATED PRODUCTS.....	22.4	8.9	0.8	7.7	1383.0	1417.5
22	MACHINERY & EQUIPMENT.....	48.4	6.1	2.5	48.8	347.9	213.6
23	AUTOS,TRUCKS,OTHER TRANSP. EQP.....	0.9	2.5	12.8	6.6	2192.5	24.8
24	ELEC. & COMMUNICATIONS PROD.....	--	--	5.5	2.4	798.3	584.3
25	NON-METALLIC MINERAL PRODUCTS.....	0.2	0.1	0.3	6.8	511.6	762.0
26	PETROLEUM & COAL PRODUCTS.....	195.9	22.2	12.3	44.7	360.9	131.3
27	CHEMICALS,CHEMICAL PROD.....	167.1	1.8	0.4	62.6	1546.1	93.9
28	MISC. MANUFACTURED PRODUCTS.....	--	--	3.3	--	272.7	82.2
29	RESIDENTIAL CONSTRUCTION.....	--	--	--	--	--	--
30	NON-RESIDENTIAL CONSTRUCTION.....	--	--	--	--	--	--
31	REPAIR CONSTRUCTION.....	84.3	14.9	0.5	137.2	197.4	6.0
32	TRANSPORTATION & STORAGE.....	17.3	155.8	2.3	43.1	348.9	127.8
33	COMMUNICATION SERVICES.....	12.6	3.2	0.4	11.0	263.9	23.0
34	OTHER UTILITIES.....	44.3	1.0	0.3	100.6	526.4	6.2
35	WHOLESALE MARGINS.....	132.7	9.1	4.9	43.0	1257.0	651.3
36	RETAIL MARGINS.....	31.0	1.5	1.5	5.1	45.3	89.9
37	IMPUTED RENT OWNER OCPD. DWEL.....	--	--	--	--	--	--
38	OTHER FINANCE,INS.,REAL ESTATE.....	164.8	89.5	3.2	386.3	742.1	224.8
39	BUSINESS SERVICES.....	7.4	4.9	0.4	143.2	531.2	484.1
40	PERSONAL & OTHER MISC. SERVICE.....	6.9	46.6	1.8	234.3	230.9	230.9
41	TRANSPORTATION MARGINS.....	76.8	2.4	1.8	20.3	921.9	236.6
42	OPERATING,OFFICE,LAB & FOOD.....	200.1	159.2	2.3	400.9	1611.8	227.0
43	TRAVEL, ADVERTISING, PROMOTION.....	0.4	5.3	--	28.8	1283.1	64.4
44	NON-COMPETING IMPORTS.....	--	--	--	--	267.2	--
45	UNALLOCATED IMPORTS & EXPORTS.....	--	--	--	--	--	--
46	NET INDIRECT TAXES.....	21.9	35.0	2.6	118.4	526.1	840.1
47	LABOUR INCOME.....	352.1	459.9	51.8	1124.1	12234.1	4565.7
48	NET INCOME UNINC. BUSINESS.....	1296.9	30.0	56.9	8.7	78.0	434.0
49	OTHER OPERATING SURPLUS.....	860.0	129.6	42.7	1987.9	4969.8	882.2
	TOTAL.....	4491.1	1328.9	221.3	5049.7	49592.9	13998.4

NOTE: DETAIL MAY NOT ADD DUE TO ROUNDING.

TABLE 83. USE (INPUT) MATRIX (AGGREGATION - S), 1970 (MILLIONS OF DOLLARS) - CONTINUED

NO.	COMMODITY AGGREGATION - S	TRANS. & STORAGE	COMMUNI- CATION	ELEC POWER GAS, OTHER UTILITIES	WHOLESALE TRADE	RETAIL TRADE	FINANCE, INS. & REAL EST.
1	GRAINS	--	--	--	3.9	--	--
2	OTHER AGRICULTURAL PRODUCTS	1.3	--	--	1.6	241.6	--
3	FORESTRY PRODUCTS	--	--	--	--	--	--
4	FISHING & TRAPPING PRODUCTS	--	--	--	--	--	--
5	METALLIC ORES & CONCENTRATES	--	--	2.4	0.1	--	--
6	MINERAL FUELS	11.9	0.1	84.4	2.1	13.7	8.3
7	NON-METALLIC MINERALS	2.1	--	--	--	--	--
8	SERVICES INCIDENTAL TO MINING	--	--	--	--	--	--
9	MEAT, FISH & DAIRY PRODUCTS	--	--	--	1.9	3.8	--
10	FRUIT, VEG., FEED, MISC. FOOD PROD.	0.8	--	--	1.7	--	--
11	BEVERAGES	--	--	--	--	--	--
12	TOBACCO & TOBACCO PRODUCTS	--	--	--	0.2	--	--
13	RUBBER, LEATHER, PLASTIC FAB. PRO.	64.3	--	--	13.3	15.0	--
14	TEXTILE PRODUCTS	6.7	1.5	--	10.8	2.3	--
15	KNITTED PRODUCTS & CLOTHING	--	--	--	--	11.3	--
16	LUMBER, SAWMILL, OTHER WOOD PROD.	--	--	--	13.6	3.8	--
17	FURNITURE & FIXTURES	--	--	--	--	--	--
18	PAPER & PAPER PRODUCTS	2.5	--	--	53.9	128.9	--
19	PRINTING & PUBLISHING	3.7	21.4	1.8	10.5	8.2	19.3
20	PRIMARY METAL PRODUCTS	6.9	--	--	3.8	--	--
21	METAL FABRICATED PRODUCTS	3.6	--	--	25.4	16.5	--
22	MACHINERY & EQUIPMENT	1.8	0.1	--	--	--	--
23	AUTOS, TRUCKS, OTHER TRANSP. EQP.	196.0	--	--	--	--	--
24	ELEC. & COMMUNICATIONS PROD.	13.8	59.1	--	0.1	--	--
25	NON-METALLIC MINERAL PRODUCTS	2.2	--	--	1.3	--	--
26	PETROLEUM & COAL PRODUCTS	244.0	3.7	26.3	56.3	43.5	17.0
27	CHEMICALS, CHEMICAL PROD.	6.4	1.2	0.2	7.7	7.9	--
28	MISC. MANUFACTURED PRODUCTS	4.9	4.7	--	2.4	5.3	--
29	RESIDENTIAL CONSTRUCTION	--	--	--	--	--	--
30	NON-RESIDENTIAL CONSTRUCTION	--	--	--	--	--	--
31	REPAIR CONSTRUCTION	208.7	62.1	104.8	7.2	54.2	1156.4
32	TRANSPORTATION & STORAGE	673.2	95.4	7.8	159.8	83.1	7.5
33	COMMUNICATION SERVICES	93.8	62.1	8.4	111.8	156.4	197.9
34	OTHER UTILITIES	34.9	8.6	37.8	32.2	132.8	70.9
35	WHOLESALE MARGINS	110.0	4.8	10.6	57.1	30.2	6.1
36	RETAIL MARGINS	52.1	21.5	2.3	12.9	12.9	4.0
37	IMPUTED RENT OWNER OCPD. DWEL.	--	--	--	--	--	--
38	OTHER FINANC. INS. REAL ESTATE	215.3	44.8	50.7	285.6	568.1	956.2
39	BUSINESS SERVICES	50.5	34.4	16.0	113.1	67.1	226.4
40	PERSONAL & OTHER MISC. SERVICE	192.9	58.1	11.6	53.3	46.1	65.5
41	TRANSPORTATION MARGINS	26.4	1.8	13.6	10.7	13.1	1.6
42	OPERATING, OFFICE LAB. & FOOD	377.2	56.1	48.5	240.0	353.2	326.3
43	TRAVEL, ADVERTISING, PROMOTION	89.4	26.5	12.5	322.3	282.5	291.4
44	NON-COMPETING IMPORTS	--	--	--	--	3.2	--
45	UNALLOCATED IMPORTS & EXPORTS	--	--	--	--	--	--
46	NET INDIRECT TAXES	314.0	82.6	54.2	85.5	228.9	2547.6
47	LABOR INCOME	2647.7	1134.2	490.2	2640.8	3624.0	2548.9
48	NET INCOME UNINC. BUSINESS	154.9	--	1.8	205.6	669.1	1633.5
49	OTHER OPERATING SURPLUS	1362.3	907.6	1243.0	1000.8	1048.0	4491.7
	TOTAL	7176.2	2527.1	2228.9	5549.5	7876.2	14576.6

NOTE: DETAIL MAY NOT ADD DUE TO ROUNDING.

TABLE 83. USE (INPUT) MATRIX (AGGREGATION - S), 1970 (MILLIONS OF DOLLARS) - CONCLUDED

NO.	COMMODITY AGGREGATION - S	BUSINESS & PERSONAL SERVICES	TRANS. MARGINS	OPERATING OFFICE SUPPLIES	TRAVEL, PROMOTION, ADVTG.	TOTAL INDUSTRIES
1	GRAINS	--	--	--	--	358.2
2	OTHER AGRICULTURAL PRODUCTS	63.1	--	41.3	--	2906.4
3	FORESTRY PRODUCTS	--	--	--	--	1295.4
4	FISHING & TRAPPING PRODUCTS	10.5	--	1.7	--	184.9
5	METALLIC ORES & CONCENTRATES	0.7	--	--	--	1704.4
6	MINERAL FUELS	3.2	--	--	--	1471.3
7	NON-METALLIC MINERALS	0.4	--	0.4	--	267.4
8	SERVICES INCIDENTAL TO MINING	--	--	--	--	257.4
9	MEAT, FISH & DAIRY PRODUCTS	470.6	--	143.7	--	1357.3
10	FRUIT, VEG., FEED, MISC. FOOD PROD.	133.3	--	86.1	--	1457.2
11	BEVERAGES	12.9	--	12.6	43.1	108.8
12	TOBACCO & TOBACCO PRODUCTS	--	--	--	--	122.3
13	RUBBER, LEATHER, PLASTIC FAB. PRO.	8.9	--	248.3	3.6	1032.7
14	TEXTILE PRODUCTS	54.4	--	37.6	--	1672.1
15	KNITTED PRODUCTS & CLOTHING	2.3	--	13.3	--	176.2
16	LUMBER, SAWMILL, OTHER WOOD PROD.	18.1	--	3.2	--	1261.8
17	FURNITURE & FIXTURES	1.4	--	--	--	54.5
18	PAPER & PAPER PRODUCTS	50.5	--	266.9	1.9	2088.6
19	PRINTING & PUBLISHING	8.3	--	348.2	677.5	1264.0
20	PRIMARY METAL PRODUCTS	3.3	--	21.0	--	3463.0
21	METAL FABRICATED PRODUCTS	6.3	--	370.3	--	3262.6
22	MACHINERY & EQUIPMENT	0.1	--	857.8	--	1527.1
23	AUTOS, TRUCKS, OTHER TRANSP. EQP.	--	--	413.9	33.9	2884.0
24	ELEC. & COMMUNICATIONS PROD.	0.7	--	243.5	4.2	1712.0
25	NON-METALLIC MINERAL PRODUCTS	8.1	--	29.5	--	1323.6
26	PETROLEUM & COAL PRODUCTS	49.5	--	3.0	44.3	1255.0
27	CHEMICALS, CHEMICAL PROD.	85.8	--	311.7	2.0	2294.8
28	MISC. MANUFACTURED PRODUCTS	78.0	--	206.7	57.9	718.2
29	RESIDENTIAL CONSTRUCTION	--	--	--	--	--
30	NON-RESIDENTIAL CONSTRUCTION	--	--	--	--	--
31	REPAIR CONSTRUCTION	17.9	--	--	--	2051.4
32	TRANSPORTATION & STORAGE	24.5	2997.1	--	449.4	5193.1
33	COMMUNICATION SERVICES	140.3	--	--	247.6	1332.5
34	OTHER UTILITIES	64.7	--	--	--	1060.6
35	WHOLESALE MARGINS	89.1	--	637.1	43.0	3086.1
36	RETAIL MARGINS	43.5	--	243.5	46.9	614.1
37	IMPUTED RENT OWNER OCPD. DWEL.	--	--	--	--	--
38	OTHER FINANC. INS. REAL ESTATE	447.9	--	--	--	4179.3
39	BUSINESS SERVICES	170.8	--	--	303.5	2153.0
40	PERSONAL & OTHER MISC. SERVICE	244.2	--	929.6	691.0	2829.6
41	TRANSPORTATION MARGINS	31.9	--	149.3	13.5	1521.8
42	OPERATING, OFFICE LAB. & FOOD	551.1	--	--	--	4553.6
43	TRAVEL, ADVERTISING, PROMOTION	251.1	--	--	--	2657.8
44	NON-COMPETING IMPORTS	5.7	--	4.1	--	280.2
45	UNALLOCATED IMPORTS & EXPORTS	--	--	56.3	142.3	198.6
46	NET INDIRECT TAXES	211.1	--	525.4	228.0	5656.2
47	LABOR INCOME	3219.6	--	--	--	35093.1
48	NET INCOME UNINC. BUSINESS	2103.0	--	--	--	6672.5
49	OTHER OPERATING SURPLUS	1052.2	--	--	--	19977.9
	TOTAL	9739.2	2997.1	6206.1	3033.6	136592.6

NOTE: DETAIL MAY NOT ADD DUE TO ROUNDING.

TABLE 84. FINAL DEMAND MATRIX (AGGREGATION - S), 1970 (MILLIONS OF DOLLARS)

NO.	COMMODITY AGGREGATION - S	CONS. EXP. DURABLE	CONS. EXP. SEMI DURABLE	CONS. EXP. NON DURABLE	CONS. EXP. SERVICES	CONS. TRUCTION BUSINESS	CONS. TRUCTION GOVERNMENT	MACHINERY EQUIPMENT BUSINESS	MACHINERY EQUIPMENT GOVERNMENT
1	GRAINS	--	--	--	--	--	--	--	--
2	OTHER AGRICULTURAL PRODUCTS	--	12.8	718.8	17.2	--	--	--	--
3	FORESTRY PRODUCTS	--	--	24.0	--	--	--	--	--
4	FISHING & TRAPPING PRODUCTS	--	--	11.7	--	--	--	--	--
5	METALLIC ORES & CONCENTRATES	--	--	--	--	--	--	--	--
6	MINERALS FULLS	--	--	70.0	12.6	--	--	--	--
7	NON-METALLIC MINERALS	--	2.7	8.2	--	--	--	--	--
8	SERVICES INCIDENTAL TO MINING	--	--	--	--	147.5	--	--	--
9	MEAT, FISH & DAIRY PRODUCTS	--	--	2786.6	--	--	--	--	--
10	FRUIT, VEG., FIELD, MISC. FOOD PROD.	--	--	2069.3	--	--	--	--	--
11	BEVERAGES	--	--	942.9	--	--	--	--	--
12	TOBACCO & TOBACCO PRODUCTS	--	--	368.3	--	--	--	--	--
13	RUBBER, LEATHER, PLASTIC FAB. PRO.	105.7	470.5	13.8	--	--	--	8.1	1.7
14	TEXTILE PRODUCTS	174.8	293.7	56.4	--	--	--	7.6	0.6
15	KNITTED PRODUCTS & CLOTHING	--	1666.7	--	--	--	--	--	--
16	LUMBER, SAWMILL, OTHER WOOD PROD.	21.0	23.3	0.4	--	--	--	14.2	0.2
17	FURNITURE & FIXTURES	465.8	15.3	--	--	--	--	158.5	26.8
18	PAPER & PAPER PRODUCTS	--	14.7	189.0	--	--	--	--	--
19	PRINTING & PUBLISHING	--	413.9	--	25.6	--	--	--	--
20	PRIMARY METAL PRODUCTS	--	3.7	--	--	--	--	67.0	--
21	METAL FABRICATED PRODUCTS	28.9	107.9	9.8	--	--	--	161.0	15.6
22	MACHINERY & EQUIPMENT	28.8	21.3	--	--	--	--	2140.6	54.6
23	AUTOS, TRUCKS, OTHER TRANSP. EQP.	1773.6	--	--	--	39.7	--	1069.3	82.7
24	ELEC. & COMMUNICATIONS PROD.	739.1	55.9	--	--	--	--	903.6	16.8
25	NON-METALLIC MINERAL PRODUCTS	--	56.7	--	--	--	--	15.3	0.1
26	PETROLEUM & COAL PRODUCTS	--	0.9	760.0	11.8	--	--	--	--
27	CHEMICALS, CHEMICAL PROD.	11.2	67.5	596.3	--	--	--	--	--
28	MISC. MANUFACTURED PRODUCTS	443.8	230.4	67.0	7.3	--	--	205.0	71.1
29	RESIDENTIAL CONSTRUCTION	--	--	--	--	3122.8	15.0	--	--
30	NON-RESIDENTIAL CONSTRUCTION	--	--	--	--	5181.2	2823.4	--	--
31	REPAIR CONSTRUCTION	--	--	--	32.3	--	--	--	--
32	TRANSPORTATION & STORAGE	--	--	49.6	1034.9	--	--	--	--
33	COMMUNICATION SERVICES	--	--	--	858.0	--	--	--	--
34	OTHER UTILITIES	--	--	887.7	210.8	--	--	--	--
35	WHOLESALE MARGINS	456.9	295.4	831.6	7.1	6.0	--	616.7	24.3
36	RETAIL MARGINS	1332.3	1706.4	2621.2	10.7	3.8	--	132.7	8.9
37	IMPUTED RENT OWNER OC PD. DWEL.	--	--	--	5160.9	--	--	--	--
38	OTHER FINANCE, INS. REAL ESTATE	--	--	--	5261.3	404.0	--	--	--
39	BUSINESS SERVICES	--	--	--	261.8	--	--	--	--
40	PERSONAL & OTHER MISC. SERVICE	558.2	58.5	--	5719.9	--	--	--	--
41	TRANSPORTATION MARGINS	81.6	112.6	241.7	1.9	0.8	--	115.5	6.4
42	OPERATING, OFFICE, LAB & FOOD	--	--	--	243.4	--	--	--	--
43	TRAVEL, ADVERTISING, PROMOTION	--	--	--	71.0	--	--	--	--
44	NON-COMPETING IMPORTS	--	--	110.4	--	--	--	--	--
45	UNALLOCATED IMPORTS & EXPORTS	--	--	--	126.0	--	--	--	--
46	NET INDIRECT TAXES	767.1	597.8	2683.4	250.2	4.6	--	476.3	25.3
47	LABOUR INCOME	--	--	--	1735.9	--	--	--	--
48	NET INCOME UNINC. BUSINESS	--	--	--	--	--	--	--	--
49	OTHER OPERATING SURPLUS	--	--	--	126.1	--	--	--	--
TOTAL		6988.7	6228.6	16118.1	21186.7	8940.5	2838.4	5957.5	335.0

NOTE: DETAIL MAY NOT ADD DUE TO ROUNDING.

TABLE 84. FINAL DEMAND MATRIX (AGGREGATION - S), 1970 (MILLIONS OF DOLLARS) - CONCLUDED

NO.	COMMODITY AGGREGATION - S	INVEN. FOILS	DOMESTIC EXPORTS	RE-EXPORTS	IMPORTS	GOVT. GROSS CURRENT EXPEND.	GOVT. SALE OF GOOD & SERVICES	FINAL EXPEND. ON GDP
1	GRAINS	-361.5	647.0	0.1	-31.5	--	-0.2	254.0
2	OTHER AGRICULTURAL PRODUCTS	220.2	263.0	3.5	-360.5	15.5	-7.2	883.4
3	FORESTRY PRODUCTS	0.2	63.2	0.1	-31.1	--	--	56.5
4	FISHING & TRAPPING PRODUCTS	0.4	61.7	0.8	-39.9	--	-0.2	34.5
5	METALLIC ORES & CONCENTRATES	-6.6	1032.0	0.5	-274.2	--	--	751.7
6	MINERALS FULLS	28.1	799.0	0.1	-744.5	16.1	-24.3	157.0
7	NON-METALLIC MINERALS	15.7	275.4	3.6	-108.5	21.9	-0.1	218.9
8	SERVICES INCIDENTAL TO MINING	--	--	--	--	--	--	147.5
9	MEAT, FISH & DAIRY PRODUCTS	47.2	417.4	16.9	-227.5	--	-1.4	3039.2
10	FRUIT, VEG., FIELD, MISC. FOOD PROD.	61.7	225.7	12.2	-426.5	--	--	1942.4
11	BEVERAGES	32.5	190.2	0.5	-122.6	--	--	1043.5
12	TOBACCO & TOBACCO PRODUCTS	24.5	59.0	--	-13.8	--	--	438.1
13	RUBBER, LEATHER, PLASTIC FAB. PRO.	11.0	74.1	5.1	-427.3	--	--	262.8
14	TEXTILE PRODUCTS	-21.2	85.2	6.0	-644.3	18.9	--	-22.4
15	KNITTED PRODUCTS & CLOTHING	15.5	76.8	2.9	-229.1	14.1	-1.3	1545.6
16	LUMBER, SAWMILL, OTHER WOOD PROD.	13.4	769.3	1.7	-112.7	--	-2.5	738.3
17	FURNITURE & FIXTURES	-2.2	35.0	1.0	-57.5	3.8	-0.1	646.4
18	PAPER & PAPER PRODUCTS	31.9	1960.7	2.0	-208.6	--	--	1989.7
19	PRINTING & PUBLISHING	1.3	32.1	5.9	-283.1	75.7	-8.9	262.2
20	PRIMARY METAL PRODUCTS	-20.7	2357.1	45.5	-681.6	--	--	1637.0
21	METAL FABRICATED PRODUCTS	23.4	209.8	17.9	-665.0	24.8	--	-65.9
22	MACHINERY & EQUIPMENT	-235.4	580.1	78.9	-2254.7	27.4	-0.8	440.7
23	AUTOS, TRUCKS, OTHER TRANSP. EQP.	-247.4	3032.9	95.5	-3904.5	210.0	-0.6	2951.2
24	ELEC. & COMMUNICATIONS PROD.	-46.2	464.5	31.3	-1024.9	44.8	--	1145.0
25	NON-METALLIC MINERAL PRODUCTS	30.7	83.4	1.8	-233.8	--	--	-45.7
26	PETROLEUM & COAL PRODUCTS	-42.6	85.1	2.5	-253.6	105.0	-13.4	655.5
27	CHEMICALS, CHEMICAL PROD.	42.7	488.3	14.3	-820.4	117.9	-4.0	513.9
28	MISC. MANUFACTURED PRODUCTS	26.4	162.0	37.9	-937.0	73.7	-11.3	376.1
29	RESIDENTIAL CONSTRUCTION	--	--	--	--	--	--	3137.8
30	NON-RESIDENTIAL CONSTRUCTION	--	--	--	--	30.1	--	8034.7
31	REPAIR CONSTRUCTION	--	--	--	--	576.2	--	608.5
32	TRANSPORTATION & STORAGE	--	692.8	--	-133.1	260.0	-58.7	1844.8
33	COMMUNICATION SERVICES	--	29.4	--	-28.7	168.0	-0.5	1026.2
34	OTHER UTILITIES	--	33.9	--	-12.4	224.8	-206.8	1138.1
35	WHOLESALE MARGINS	--	650.6	20.5	-105.9	62.5	--	2865.8
36	RETAIL MARGINS	--	--	--	--	21.9	--	5837.9
37	IMPUTED RENT OWNER OC PD. DWEL.	--	--	--	--	--	--	5160.9
38	OTHER FINANCE, INS. REAL ESTATE	--	78.5	--	-313.3	286.5	-201.8	5545.3
39	BUSINESS SERVICES	--	142.0	--	-370.5	354.0	-39.7	347.6
40	PERSONAL & OTHER MISC. SERVICE	--	3.6	--	-16.8	1297.9	-780.7	6840.5
41	TRANSPORTATION MARGINS	--	882.9	6.5	--	25.4	--	1475.4
42	OPERATING, OFFICE, LAB & FOOD	--	--	--	--	1409.0	--	1652.4
43	TRAVEL, ADVERTISING, PROMOTION	--	--	--	--	304.8	--	375.8
44	NON-COMPETING IMPORTS	0.7	--	0.1	-391.4	--	--	-280.2
45	UNALLOCATED IMPORTS & EXPORTS	--	1745.3	--	-2069.9	--	--	-198.6
46	NET INDIRECT TAXES	--	0.7	--	802.0	--	--	5691.7
47	LABOUR INCOME	--	--	--	--	10860.6	--	12596.4
48	NET INCOME UNINC. BUSINESS	--	--	--	--	--	--	--
49	OTHER OPERATING SURPLUS	--	--	--	--	1250.9	--	1347.0
TOTAL		-396.4	19589.0	415.6	-17758.9	17956.5	-1364.5	87034.8

NOTE: DETAIL MAY NOT ADD DUE TO ROUNDING.

TABLE 85. IMPACT (INVERSE) MATRIX (AGGREGATION - S), 1970

COMMODITY AGGREGATION - S	AGRICUL- TURE	FOREST- RY	FISHING, HUNTING & TRAPPING	MINES QUARRIES & OIL WELLS	MANUFACTURING	CONSTRUCTION	TRANS- & STORAGE	COMMUNI- CATION
NO.								
1 GRAINS	1.0571	0.0077	0.0009	0.0186	0.3086	0.0285	0.0409	0.0091
2 OTHER AGRICULTURAL PRODUCTS	1.0527	0.0101	0.0009	0.0186	0.3094	0.0285	0.0411	0.0091
3 FORESTRY PRODUCTS	0.0460	1.0452	0.0007	0.0114	0.0270	0.0111	0.1505	0.0110
4 FISHING & TRAPPING PRODUCTS	0.0104	0.0049	1.0069	0.0127	0.1991	0.0070	0.0307	0.0063
5 METALLIC ORES & CONCENTRATES	0.0118	0.0052	0.0017	0.9921	0.2126	0.0379	0.0289	0.0088
6 MINERALS FUELS	0.0078	0.0033	0.0004	1.0549	0.1315	0.0394	0.0269	0.0083
7 NON-METALLIC MINERALS	0.0098	0.0043	0.0005	1.0233	0.1724	0.0387	0.0279	0.0085
8 SERVICES INCIDENTAL TO MINING	0.0078	0.0033	0.0004	1.0552	0.1310	0.0394	0.0269	0.0083
9 MEAT,FISH & DAIRY PRODUCTS	0.0021	0.0317	0.0037	0.0619	1.3214	0.0161	0.0562	0.0164
10 FRUIT,VEG.,FEED,MISC.FOOD PROD.	0.0731	0.0336	0.0039	0.0655	1.4035	0.0158	0.0580	0.0159
11 BEVERAGES	0.0708	0.0339	0.0040	0.0659	1.4128	0.0158	0.0581	0.0158
12 TOBACCO & TOBACCO PRODUCTS	0.0708	0.0338	0.0040	0.0659	1.4119	0.0158	0.0581	0.0158
13 RUBBER,LEATHER,PLASTIC FAB.PRO.	0.0706	0.0338	0.0040	0.0658	1.4089	0.0158	0.0581	0.0159
14 TEXTILE PRODUCTS	0.0705	0.0337	0.0039	0.0656	1.4052	0.0158	0.0580	0.0159
15 KNITTED PRODUCTS & CLOTHING	0.0708	0.0338	0.0040	0.0659	1.4119	0.0158	0.0581	0.0158
16 LUMBER,SAWMILL,OTHER WOOD PROD.	0.0706	0.0380	0.0040	0.0657	1.4074	0.0158	0.0585	0.0158
17 FURNITURE & FIXTURES	0.0705	0.0337	0.0039	0.0656	1.4062	0.0158	0.0581	0.0159
18 PAPER & PAPER PRODUCTS	0.0708	0.0338	0.0040	0.0659	1.4120	0.0158	0.0581	0.0158
19 PRINTING & PUBLISHING	0.0708	0.0338	0.0040	0.0659	1.4113	0.0158	0.0581	0.0158
20 PRIMARY METAL PRODUCTS	0.0708	0.0339	0.0040	0.0660	1.4127	0.0158	0.0581	0.0158
21 METAL FABRICATED PRODUCTS	0.0707	0.0338	0.0040	0.0658	1.4096	0.0158	0.0581	0.0159
22 MACHINERY & EQUIPMENT	0.0703	0.0337	0.0039	0.0746	1.4015	0.0160	0.0579	0.0158
23 AUTOS,TRUCKS,OTHER TRANSP. EQP.	0.0705	0.0337	0.0039	0.0656	1.4057	0.0159	0.0637	0.0159
24 ELEC. & COMMUNICATIONS PROD.	0.0685	0.0327	0.0038	0.0638	1.3656	0.0163	0.0579	0.0510
25 NON-METALLIC MINERAL PRODUCTS	0.0705	0.0337	0.0039	0.0706	1.4058	0.0159	0.0580	0.0158
26 PETROLEUM & COAL PRODUCTS	0.0693	0.0331	0.0039	0.0901	1.3813	0.0164	0.0573	0.0156
27 CHEMICALS,CHEMICAL PROD.	0.0683	0.0326	0.0038	1.0544	1.3616	0.0167	0.0569	0.0155
28 MISC. MANUFACTURED PRODUCTS	0.0693	0.0331	0.0039	0.0645	1.3840	0.0157	0.0580	0.0162
29 RESIDENTIAL CONSTRUCTION	0.0223	0.0107	0.0012	0.0277	0.4198	1.0090	0.0503	0.0115
30 NON-RESIDENTIAL CONSTRUCTION	0.0223	0.0107	0.0012	0.0277	0.4198	1.0090	0.0503	0.0115
31 REPAIR CONSTRUCTION	0.0223	0.0107	0.0012	0.0277	0.4198	1.0090	0.0503	0.0115
32 TRANSPORTATION & STORAGE	0.0090	0.0044	0.0005	0.0100	0.1500	0.0388	1.1160	0.0205
33 COMMUNICATION SERVICES	0.0050	0.0021	0.0003	0.0046	0.0820	0.0303	0.0508	1.0300
34 OTHER UTILITIES	0.0042	0.0019	0.0002	0.0266	0.0734	0.0518	0.0227	0.0070
35 WHOLESALE MARGINS	0.0182	0.0087	0.0010	0.0174	0.3351	0.0114	0.0542	0.0278
36 RETAIL MARGINS	0.0345	0.0027	0.0004	0.0074	0.1065	0.0179	0.0303	0.0273
37 IMPUTED RENT OWNER OCPO, DWEL.	0.0041	0.0018	0.0002	0.0048	0.0695	0.0074	0.0124	0.0190
38 OTHER FINANCE,INS.,REAL ESTATE	0.0056	0.0023	0.0003	0.0096	0.0854	0.0027	0.0166	0.0190
39 BUSINESS SERVICES	0.0218	0.0072	0.0016	0.0151	0.2944	0.0118	0.0306	0.0425
40 PERSONAL & OTHER MISC. SERVICE	0.0200	0.0083	0.0015	0.0134	0.2608	0.0215	0.0353	0.0245
41 TRANSPORTATION MARGINS	0.0088	0.0043	0.0005	0.0097	0.1457	0.0377	1.0842	0.0199
42 OPERATING,OFFICE,LAB & FOOD	0.0385	0.0146	0.0020	0.0302	0.5821	0.0118	0.0592	0.0145
43 TRAVEL, ADVERTISING, PROMOTION	0.0247	0.0110	0.0015	0.0216	0.4232	0.0178	0.1940	0.0993

TABLE 85. IMPACT (INVERSE) MATRIX (AGGREGATION - S), 1970 - CONCLUDED

COMMODITY AGGREGATION - S	ELEC POWER GAS,OTHER UTILITIES	WHOLESALE TRADE	RETAIL TRADE	FINANCE, INS. & REAL EST.	BUSINESS & PERSONAL SERVICES	TRANS. MARGINS	OPERATING OFFICE SUPPLIES	TRAVEL, PROMOTION, ADVTG.
NO.								
1 GRAINS	0.0139	0.0417	0.0143	0.0503	0.0225	0.0265	0.0675	0.0135
2 OTHER AGRICULTURAL PRODUCTS	0.0139	0.0417	0.0143	0.0504	0.0226	0.0264	0.0677	0.0136
3 FORESTRY PRODUCTS	0.0070	0.0318	0.0189	0.0850	0.0615	0.0115	0.1510	0.0174
4 FISHING & TRAPPING PRODUCTS	0.0041	0.0272	0.0109	0.0230	0.0174	0.0133	0.0241	0.0086
5 METALLIC ORES & CONCENTRATES	0.0214	0.0241	0.0100	0.0837	0.0467	0.0116	0.0956	0.0166
6 MINERALS FUELS	0.0217	0.0228	0.0099	0.0868	0.0471	0.0104	0.0975	0.0148
7 NON-METALLIC MINERALS	0.0215	0.0235	0.0099	0.0852	0.0469	0.0110	0.0966	0.0157
8 SERVICES INCIDENTAL TO MINING	0.0217	0.0228	0.0099	0.0868	0.0471	0.0104	0.0975	0.0148
9 MEAT,FISH & DAIRY PRODUCTS	0.0168	0.0414	0.0092	0.0404	0.0412	0.0290	0.0674	0.0425
10 FRUIT,VEG.,FEED,MISC.FOOD PROD.	0.0168	0.0460	0.0126	0.0380	0.0419	0.0304	0.0679	0.0428
11 BEVERAGES	0.0168	0.0421	0.0116	0.0378	0.0420	0.0305	0.0680	0.0428
12 TOBACCO & TOBACCO PRODUCTS	0.0168	0.0428	0.0116	0.0379	0.0420	0.0305	0.0680	0.0428
13 RUBBER,LEATHER,PLASTIC FAB.PRO.	0.0168	0.0451	0.0116	0.0379	0.0420	0.0304	0.0680	0.0429
14 TEXTILE PRODUCTS	0.0168	0.0464	0.0131	0.0380	0.0420	0.0304	0.0679	0.0429
15 KNITTED PRODUCTS & CLOTHING	0.0168	0.0425	0.0118	0.0379	0.0420	0.0305	0.0680	0.0428
16 LUMBER,SAWMILL,OTHER WOOD PROD.	0.0168	0.0426	0.0116	0.0380	0.0420	0.0304	0.0683	0.0427
17 FURNITURE & FIXTURES	0.0168	0.0471	0.0118	0.0380	0.0420	0.0304	0.0679	0.0429
18 PAPER & PAPER PRODUCTS	0.0168	0.0428	0.0116	0.0379	0.0420	0.0305	0.0680	0.0428
19 PRINTING & PUBLISHING	0.0168	0.0433	0.0116	0.0379	0.0420	0.0305	0.0680	0.0429
20 PRIMARY METAL PRODUCTS	0.0168	0.0421	0.0116	0.0378	0.0420	0.0305	0.0680	0.0428
21 METAL FABRICATED PRODUCTS	0.0168	0.0445	0.0116	0.0379	0.0420	0.0304	0.0680	0.0429
22 MACHINERY & EQUIPMENT	0.0169	0.0420	0.0115	0.0383	0.0420	0.0303	0.0683	0.0426
23 AUTOS,TRUCKS,OTHER TRANSP. EQP.	0.0168	0.0424	0.0116	0.0379	0.0420	0.0304	0.0680	0.0427
24 ELEC. & COMMUNICATIONS PROD.	0.0164	0.0419	0.0117	0.0374	0.0419	0.0296	0.0668	0.0419
25 NON-METALLIC MINERAL PRODUCTS	0.0168	0.0427	0.0116	0.0381	0.0420	0.0304	0.0681	0.0427
26 PETROLEUM & COAL PRODUCTS	0.0171	0.0416	0.0115	0.0390	0.0421	0.0300	0.0687	0.0421
27 CHEMICALS,CHEMICAL PROD.	0.0170	0.0415	0.0115	0.0398	0.0422	0.0297	0.0692	0.0417
28 MISC. MANUFACTURED PRODUCTS	0.0166	0.0462	0.0116	0.0384	0.0422	0.0299	0.0677	0.0434
29 RESIDENTIAL CONSTRUCTION	0.0066	0.0556	0.0147	0.0340	0.0594	0.0271	0.0447	0.0225
30 NON-RESIDENTIAL CONSTRUCTION	0.0066	0.0556	0.0147	0.0340	0.0594	0.0271	0.0447	0.0225
31 REPAIR CONSTRUCTION	0.0066	0.0556	0.0147	0.0340	0.0594	0.0271	0.0447	0.0225
32 TRANSPORTATION & STORAGE	0.0079	0.0285	0.0198	0.0425	0.0477	0.0099	0.0723	0.0228
33 COMMUNICATION SERVICES	0.0052	0.0107	0.0157	0.0254	0.0406	0.0042	0.0337	0.0165
34 OTHER UTILITIES	1.0008	0.0119	0.0053	0.0292	0.0242	0.0096	0.0317	0.0104
35 WHOLESALE MARGINS	0.0095	0.8527	0.0118	0.0558	0.0499	0.0107	0.0595	0.0622
36 RETAIL MARGINS	0.0215	0.0151	0.9956	0.0781	0.0435	0.0086	0.0584	0.0429
37 IMPUTED RENT OWNER OCPO, DWEL.	0.0061	0.0101	0.0058	1.0699	0.0323	0.0041	0.0321	0.0256
38 OTHER FINANCE,INS.,REAL ESTATE	0.0067	0.0157	0.0111	1.0273	0.0410	0.0046	0.0335	0.0261
39 BUSINESS SERVICES	0.0102	0.0241	0.0171	0.0576	0.0328	0.0114	0.0715	0.0359
40 PERSONAL & OTHER MISC. SERVICE	0.0144	0.0733	0.1395	0.0670	0.0162	0.0097	0.0697	0.0378
41 TRANSPORTATION MARGINS	0.0077	0.0273	0.0193	0.0413	0.0463	1.0096	0.0702	0.0321
42 OPERATING,OFFICE,LAB & FOOD	0.0102	0.1136	0.0656	0.0333	0.1363	0.0382	1.0449	0.0294
43 TRAVEL, ADVERTISING, PROMOTION	0.0098	0.0447	0.0532	0.0380	0.2726	0.0164	0.0514	1.0270

TABLE 86. MAKE (OUTPUT) MATRIX (AGGREGATION - M), 1970 (MILLIONS OF DOLLARS)

NO.	COMMODITY AGGREGATION - M	AGRICUL- TURE	FOREST- RY	FISHING HUNTING & TRAPPING	METAL MINES	MINERAL FUELS	NON-METAL MINES & QUARRIES	SERVICES INCIDENTAL TO MINING	FOOD & BEVERAGE INDUSTRIES
1	GRAINS.....	611.2	--	--	--	--	--	--	1.0
2	LIVE ANIMALS.....	1854.6	--	--	--	--	--	--	--
3	OTHER AGRICULTURAL PRODUCTS.....	1912.9	8.2	--	--	--	--	--	10.3
4	FORESTRY PRODUCTS.....	39.8	1276.5	--	--	--	--	--	--
5	FISH LANDINGS.....	--	--	204.1	--	--	--	--	--
6	HUNTING & TRAPPING PRODUCTS.....	--	--	15.2	--	--	--	--	--
7	IRON ORES & CONCENTRATES.....	--	--	--	500.2	--	--	--	--
8	OTHER METAL ORES & CONCENTRATES.....	--	--	--	1799.6	--	--	--	--
9	COAL.....	--	--	--	--	64.6	--	--	--
10	CRUDE MINERAL OILS.....	--	--	--	--	1269.4	--	--	--
11	NATURAL GAS.....	--	--	--	--	293.8	--	--	--
12	NON-METALLIC MINERALS.....	--	--	--	4.4	37.9	428.4	--	1.3
13	SERVICES INCIDENTAL TO MINING.....	--	--	--	43.6	--	3.0	358.3	--
14	MEAT PRODUCTS.....	57.7	--	--	--	--	--	--	2384.4
15	DAIRY PRODUCTS.....	1.7	--	--	--	--	--	--	1312.5
16	FISH PRODUCTS.....	--	--	--	--	--	--	--	355.1
17	FRUITS & VEGETABLES PREPARATIONS.....	--	--	--	--	--	--	--	572.4
18	FEEDS.....	--	--	--	--	--	--	--	710.3
19	FLOUR,WHEAT,MEAL & OTHER CEREALS.....	--	--	--	--	--	--	--	222.5
20	BREAKFAST CEREAL & BAKERY PROD.....	--	--	--	--	--	--	--	712.8
21	SUGAR.....	--	--	--	--	--	--	--	194.9
22	MISC. FOOD PRODUCTS.....	8.8	--	--	--	--	--	--	947.7
23	SOFT DRINKS.....	--	--	--	--	--	--	--	357.8
24	ALCOHOLIC BEVERAGES.....	--	--	--	--	--	--	--	794.5
25	TOBACCO PROCESSED UNMANUFACTURED.....	--	--	--	--	--	--	--	--
26	CIGARETTES & TOBACCO MFG.....	--	--	--	--	--	--	--	--
27	TIRES & TUBES.....	--	--	--	--	--	--	--	--
28	OTHER RUBBER PRODUCTS.....	--	--	--	--	--	--	--	--
29	PLASTIC FABRICATED PRODUCTS.....	--	--	--	--	--	--	--	--
30	LEATHER & LEATHER PRODUCTS.....	--	--	--	--	--	--	--	--
31	YARNS & MAN MADE FIBRES.....	--	--	--	--	--	--	--	--
32	FABRICS.....	--	--	--	--	--	--	--	--
33	OTHER TEXTILE PRODUCTS.....	--	--	--	--	--	--	--	--
34	HOSIERY & KNITTED WEAR.....	--	--	--	--	--	--	--	--
35	CLOTHING & ACCESSORIES.....	--	--	--	--	--	--	--	--
36	LUMBER & TIMBER.....	--	7.2	--	--	--	--	--	--
37	VENEER & PLYWOOD.....	--	--	--	--	--	--	--	--
38	OTHER WOOD FABRICATED MATERIALS.....	--	0.5	--	--	--	--	--	--
39	FURNITURE & FIXTURES.....	--	--	--	--	--	--	--	--
40	PULP.....	--	--	--	--	--	--	--	--
41	NEWSPRINT & OTHER PAPER STOCK.....	--	--	--	--	--	--	--	--
42	PAPER PRODUCTS.....	--	--	--	--	--	--	--	2.5
43	PRINTING & PUBLISHING.....	--	--	--	--	--	--	--	--
44	ADVERTISING,PRINT MEDIA.....	--	--	--	--	--	--	--	--
45	IRON & STEEL PRODUCTS.....	--	--	--	--	--	--	--	--
46	ALUMINUM PRODUCTS.....	--	--	--	--	--	--	--	--
47	COPPER & COPPER ALLOY PRODUCTS.....	--	--	--	--	--	--	--	--
48	NICKEL PRODUCTS.....	--	--	--	--	--	--	--	--
49	OTHER NON FERROUS METAL PRODUCTS.....	--	--	--	0.5	--	--	--	--
50	BOILERS, TANKS & PLATES.....	--	--	--	--	--	--	--	--
51	FABRICATED STRUCTURAL METAL PROD.....	--	--	--	--	--	--	--	--
52	OTHER METAL FABRICATED PRODUCTS.....	--	--	--	--	--	--	--	--
53	AGRICULTURAL MACHINERY.....	--	--	--	--	--	--	--	--
54	OTHER INDUSTRIAL MACHINERY.....	--	0.2	--	5.2	3.3	2.7	6.1	2.9
55	MOTOR VEHICLES.....	--	--	--	--	--	--	--	--
56	MOTOR VEHICLE PARTS.....	--	--	--	--	--	--	--	--
57	OTHER TRANSPORT EQUIPMENT.....	--	--	--	--	--	--	--	--
58	APPLIANCES & RECEIVERS,HOUSEHOLD.....	--	--	--	--	--	--	--	--
59	OTHER ELECTRICAL PRODUCTS.....	--	--	--	--	--	--	--	--
60	CEMENT & CONCRETE PRODUCTS.....	--	--	--	--	--	3.2	--	--
61	OTHER NON-METALLIC MINERAL PROD.....	--	--	--	--	--	3.0	--	--
62	GASOLINE & FUEL OIL.....	--	--	--	--	--	--	--	--
63	OTHER PETROLEUM & COAL PROD.....	--	--	--	--	46.7	--	--	--
64	INDUSTRIAL CHEMICALS.....	--	--	--	--	--	0.2	--	10.0
65	FERTILIZERS.....	--	--	--	--	--	111.8	--	--
66	PHARMACEUTICALS.....	--	--	--	--	--	--	--	8.3
67	OTHER CHEMICAL PRODUCTS.....	--	--	--	--	--	--	--	60.0
68	SCIENTIFIC EQUIPMENT.....	--	--	--	--	--	--	--	--
69	OTHER MANUFACTURED PRODUCTS.....	--	--	--	--	--	--	--	1.4
70	RESIDENTIAL CONSTRUCTION.....	--	--	--	--	--	--	--	--
71	NON-RESIDENTIAL CONSTRUCTION.....	--	--	--	--	--	--	--	--
72	REPAIR CONSTRUCTION.....	--	--	--	--	--	--	--	--
73	PIPELINE TRANSPORTATION.....	--	--	--	--	--	--	--	--
74	TRANSPORTATION & STORAGE.....	--	3.5	--	--	--	--	--	0.4
75	RADIO & TELEVISION BROADCASTING.....	--	--	--	--	--	--	--	--
76	TELEPHONE & TELEGRAPH.....	--	--	--	--	--	--	--	--
77	POSTAL SERVICES.....	--	--	--	--	--	--	--	--
78	ELECTRIC POWER.....	--	0.1	--	1.2	--	--	--	--
79	OTHER UTILITIES.....	--	--	--	--	--	--	--	--
80	WHOLESALE MARGINS.....	--	2.9	--	2.7	--	1.1	--	192.6
81	RETAIL MARGINS.....	--	--	--	--	--	--	--	--
82	IMPLIED RENT OWNER OCPO, DWEL.....	--	--	--	--	--	--	--	--
83	OTHER FINANCE,INS,REAL ESTATE.....	4.4	0.7	--	7.1	28.8	0.8	0.4	6.3
84	BUSINESS SERVICES.....	--	--	--	--	--	--	--	--
85	EDUCATION SERVICES.....	--	--	--	--	--	--	--	--
86	HEALTH SERVICES.....	--	--	--	--	--	--	--	--
87	AMUSEMENT & RECREATION SERVICES.....	--	--	--	--	--	--	--	--
88	ACCOMMODATION & FOOD SERVICES.....	--	26.5	--	9.2	--	0.7	--	4.7
89	OTHER PERSONAL & MISC. SERVICES.....	--	2.3	1.9	5.1	0.2	3.7	3.0	1.5
90	TRANSPORTATION MARGINS.....	--	--	--	--	--	--	--	--
91	OPERATING OFFICE, LAB & FOOD.....	--	--	--	--	--	--	--	--
92	TRAVEL, ADVERTISING & PROMOTION.....	--	--	--	--	--	--	--	--
TOTAL.....		4491.1	1328.9	221.3	2378.9	1744.6	558.4	367.8	8869.0

NOTE: DETAIL MAY NOT ADD DUE TO ROUNDING AND SUPPRESSION OF CONFIDENTIAL COMMODITIES.

TABLE 86. MAKE (OUTPUT) MATRIX (AGGREGATION - M). 1970 (MILLIONS OF DOLLARS) - CONTINUED

NO.	COMMODITY AGGREGATION - M	TOBACCO PRODUCTS INDUSTRIES	RUBBER & PLASTIC PROD. IND	LEATHER INDUSTRIES	TEXTILE INDUSTRIES	KNITTING MILLS	CLOTHING INDUSTRIES	WOOD	FURNITURE, FIXTURE INDUSTRIES
1	GRAINS.....
2	LIVE ANIMALS.....
3	OTHER AGRICULTURAL PRODUCTS.....
4	FORESTRY PRODUCTS.....	33.8	..
5	FISH LANDINGS.....
6	HUNTING & TRAPPING PRODUCTS.....
7	IRON ORES & CONCENTRATES.....
8	OTHER METAL ORES & CONCENTRATES.....
9	COAL.....
10	CRUDE MINERAL OILS.....
11	NATURAL GAS.....
12	NON-METALLIC MINERALS.....
13	SERVICES INCIDENTAL TO MINING.....
14	MEAT PRODUCTS.....	1.4
15	DAIRY PRODUCTS.....
16	FISH PRODUCTS.....
17	FRUITS & VEGETABLES PREPARATIONS.....
18	FEEDS.....
19	FLOUR, WHEAT MEAL & OTHER CEREALS.....
20	BREAKFAST CEREAL & BAKERY PROD.....
21	SUGAR.....
22	MISC. FOOD PRODUCTS.....
23	SOFT DRINKS.....
24	ALCOHOLIC BEVERAGES.....
25	TOBACCO PROCESSED UNMANUFACTURED.....	188.0
26	CIGARETTES & TOBACCO MFG.....	372.0
27	TIRES & TUBES.....	..	359.8
28	OTHER RUBBER PRODUCTS.....	..	171.9	7.1	4.0
29	PLASTIC FABRICATED PRODUCTS.....	..	293.2	0.4	2.1
30	LEATHER & LEATHER PRODUCTS.....	374.0	0.2
31	YARNS & MAN MADE FIBRES.....	368.3
32	FABRICS.....	..	3.4	..	476.0	119.7	0.5
33	OTHER TEXTILE PRODUCTS.....	..	9.4	0.4	615.7	7.3	3.0	..	5.6
34	HOSIERY & KNITTED WEAR.....	255.0	153.7
35	CLOTHING & ACCESSORIES.....	..	20.8	8.7	35.2	34.0	1206.8	..	0.3
36	LUMBER & TIMBER.....	986.1	..
37	VENEER & PLYWOOD.....	260.8	..
38	OTHER WOOD FABRICATED MATERIALS.....	670.8	30.3
39	FURNITURE & FIXTURES.....	..	4.5	..	0.6	13.5	636.3
40	PULP.....
41	NEWSPRINT & OTHER PAPER STOCK.....
42	PAPER PRODUCTS.....	..	41.7	0.9	19.2	0.5	..
43	PRINTING & PUBLISHING.....
44	ADVERTISING, PRINT MEDIA.....
45	IRON & STEEL PRODUCTS.....
46	ALUMINUM PRODUCTS.....	..	0.3
47	COPPER & COPPER ALLOY PRODUCTS.....
48	NICKEL PRODUCTS.....
49	OTHER NON FERROUS METAL PRODUCTS.....	0.2
50	BOILERS, TANKS & PLATES.....	..	0.8
51	FABRICATED STRUCTURAL METAL PROD.....	..	1.2	3.1
52	OTHER METAL FABRICATED PRODUCTS.....	..	5.8	..	2.5	4.6	5.2
53	AGRICULTURAL MACHINERY.....
54	OTHER INDUSTRIAL MACHINERY.....	..	2.8	..	3.0	4.3	..
55	MOTOR VEHICLES.....
56	MOTOR VEHICLE PARTS.....	..	90.6	..	24.8
57	OTHER TRANSPORT EQUIPMENT.....	..	6.6
58	APPLIANCES & RECEIVERS, HOUSEHOLD.....	..	3.4	1.9
59	OTHER ELECTRICAL PRODUCTS.....	..	1.5	17.4
60	CEMENT & CONCRETE PRODUCTS.....
61	OTHER NON METALLIC MINERAL PROD.....	0.5
62	GASOLINE & FUEL OIL.....
63	OTHER PETROLEUM & COAL PROD.....
64	INDUSTRIAL CHEMICALS.....	..	10.0	..	3.7
65	FERTILIZERS.....
66	PHARMACEUTICALS.....
67	OTHER CHEMICAL PRODUCTS.....	..	6.6	0.2	2.3	..
68	SCIENTIFIC EQUIPMENT.....	..	2.7	..	1.3
69	OTHER MANUFACTURED PRODUCTS.....	..	32.0	3.1	8.6	1.1	10.3
70	RESIDENTIAL CONSTRUCTION.....
71	NON-RESIDENTIAL CONSTRUCTION.....
72	REPAIR CONSTRUCTION.....
73	PIPELINE TRANSPORTATION.....
74	TRANSPORTATION & STORAGE.....	6.6	..
75	RADIO & TELEVISION BROADCASTING.....
76	TELEPHONE & TELEGRAPH.....
77	POSTAL SERVICES.....
78	ELECTRIC POWER.....	0.3	..
79	OTHER UTILITIES.....
80	WHOLESALE MARGINS.....	1.8	30.8	5.8	21.5	1.9	11.2	12.8	7.2
81	RETAIL MARGINS.....
82	IMPUTED RENT OWNER OCPD, DWEL.....
83	OTHER FINANCE, INS., REAL ESTATE.....	..	0.4	0.2	1.5	0.5	1.6	2.3	1.1
84	BUSINESS SERVICES.....	..	0.5	..	0.3
85	EDUCATION SERVICES.....
86	HEALTH SERVICES.....
87	AMUSEMENT & RECREATION SERVICES.....
88	ACCOMMODATION & FOOD SERVICES.....	0.1	0.6	0.1	0.8	0.1	0.2	1.2	0.8
89	OTHER PERSONAL & MISC SERVICES.....	..	1.8	2.0	12.5
90	TRANSPORTATION MARGINS.....
91	OPERATING, OFFICE, LAB. & FOOD.....
92	TRAVEL, ADVERTISING & PROMOTION.....
	TOTAL.....	563.8	1119.9	402.0	1601.1	418.9	1379.0	2014.4	740.9

NOTE: DETAIL MAY NOT ADD DUE TO ROUNDING AND SUPPRESSION OF CONFIDENTIAL COMMODITIES.

TABLE 86. MAKE (OUTPUT) MATRIX (AGGREGATION - MI, 1970 (MILLIONS OF DOLLARS) - CONTINUED

NO.	COMMODITY AGGREGATION - M	PAPER & ALLIED INDUSTRIES	PRINTING & PUBLISHING	PRIMARY METAL INDUSTRIES	METAL FABRICATING INDUSTRIES	MACHINERY INDUSTRIES	TRANS. EQUIPMENT INDUSTRIES	ELECTRICAL PRODUCTS INDUSTRIES	NON-METAL. MINERAL PROD. IND.
1	GRAINS.....
2	LIVE ANIMALS.....
3	OTHER AGRICULTURAL PRODUCTS.....
4	FORESTRY PRODUCTS.....
5	FISH LANDINGS.....
6	HUNTING & TRAPPING PRODUCTS.....
7	IRON ORES & CONCENTRATES.....	10.2
8	OTHER METAL ORES & CONCENTRATES.....	134.4
9	COAL.....
10	CRUDE MINERAL OILS.....	0.5
11	NATURAL GAS.....
12	NON-METALLIC MINERALS.....	1.1	..	0.3	10.7
13	SERVICES INCIDENTAL TO MINING.....
14	MEAT PRODUCTS.....
15	DAIRY PRODUCTS.....
16	FISH PRODUCTS.....
17	FRUITS & VEGETABLES PREPARATIONS.....
18	FEEDS.....
19	FLOUR, WHEAT MEAL & OTHER CEREALS.....
20	BREAKFAST CEREAL & BAKERY PROD.....
21	SUGAR.....
22	MISC. FOOD PRODUCTS.....
23	SOFT DRINKS.....
24	ALCOHOLIC BEVERAGES.....
25	TOBACCO PROCESSED UNMANUFACTURED.....
26	CIGARETTES & TOBACCO MFG.....
27	TIRES & TUBES.....
28	OTHER RUBBER PRODUCTS.....	0.5	..
29	PLASTIC FABRICATED PRODUCTS.....	18.4	5.7	..	2.8	..	2.4
30	LEATHER & LEATHER PRODUCTS.....
31	YARNS & MAN MADE FIBRES.....
32	FABRICS.....	..	0.3
33	OTHER TEXTILE PRODUCTS.....	1.9
34	HOSIERY & KNITTED WEAR.....
35	CLOTHING & ACCESSORIES.....
36	LUMBER & TIMBER.....
37	VENIER & PLYWOOD.....
38	OTHER WOOD FABRICATED MATERIALS.....	5.3	1.7	0.3	0.7
39	FURNITURE & FIXTURES.....	27.1	4.1	3.0	4.3	..
40	PULP.....	919.2
41	NEWSPRINT & OTHER PAPER STOCK.....	1927.8	1.3
42	PAPER PRODUCTS.....	1022.1	39.7	..	11.6
43	PRINTING & PUBLISHING.....	18.4	1036.4	0.3	..	1.3
44	ADVERTISING, PRINT MEDIA.....	..	464.6
45	IRON & STEEL PRODUCTS.....	1981.2	136.1	15.1	13.4
46	ALUMINUM PRODUCTS.....	710.1	6.7	..	0.3
47	COPPER & COPPER ALLOY PRODUCTS.....	940.5	14.5
48	NICKEL PRODUCTS.....	719.2	7.1
49	OTHER NON FERROUS METAL PRODUCTS.....	463.2	23.4	6.2	5.4	18.3	..
50	BOILERS, TANKS & PLATES.....	251.1	18.3
51	FABRICATED STRUCTURAL METAL PROD.....	111.2	717.2	11.8	8.8	5.9	2.7
52	OTHER METAL FABRICATED PRODUCTS.....	93.8	1725.4	54.4	62.4	76.9	..
53	AGRICULTURAL MACHINERY.....	1.8	7.2	198.5	9.6
54	OTHER INDUSTRIAL MACHINERY.....	31.0	0.5	49.0	234.8	1276.6	65.6	37.5	4.9
55	MOTOR VEHICLES.....	6.5	8.7	3020.9
56	MOTOR VEHICLE PARTS.....	51.0	1.8	1372.4	2.0	..
57	OTHER TRANSPORT EQUIPMENT.....	16.0	38.4	1131.9
58	APPLIANCES & RECEIVERS HOUSEHOLD.....	21.8	22.8	..	554.6	..
59	OTHER ELECTRICAL PRODUCTS.....	16.0	24.0	93.4	49.2	1915.9	..
60	CEMENT & CONCRETE PRODUCTS.....	634.4
61	OTHER NON METALLIC MINERAL PROD.....	2.4	5.6	613.8
62	GASOLINE & FUEL OIL.....
63	OTHER PETROLEUM & COAL PROD.....	7.4	..	17.6
64	INDUSTRIAL CHEMICALS.....	10.0	..	27.8
65	FERTILIZERS.....
66	PHARMACEUTICALS.....
67	OTHER CHEMICAL PRODUCTS.....	1.3	..	5.3	0.6	5.6
68	SCIENTIFIC EQUIPMENT.....	3.7	4.0	..	29.3	..
69	OTHER MANUFACTURED PRODUCTS.....	12.3	30.9	3.0	..
70	RESIDENTIAL CONSTRUCTION.....
71	NON-RESIDENTIAL CONSTRUCTION.....
72	REPAIR CONSTRUCTION.....
73	PIPELINE TRANSPORTATION.....
74	TRANSPORTATION & STORAGE.....
75	RADIO & TELEVISION BROADCASTING.....
76	TELEPHONE & TELEGRAPH.....
77	POSTAL SERVICES.....
78	ELECTRIC POWER.....	3.6	..	12.0	0.1
79	OTHER UTILITIES.....
80	WHOLESALE MARGINS.....	31.4	16.5	7.3	61.7	75.1	235.3	88.7	24.7
81	RETAIL MARGINS.....
82	IMPLIED RENT OWNER OCPD. DWEL.....
83	OTHER FINANCE INS. REAL ESTATE.....	8.9	4.1	3.4	4.2	2.6	4.2	1.7	1.0
84	BUSINESS SERVICES.....	0.8	2.1	213.3	4.3	2.7	..
85	EDUCATION SERVICES.....
86	HEALTH SERVICES.....
87	AMUSEMENT & RECREATION SERVICES.....
88	ACCOMMODATION & FOOD SERVICES.....	0.8	1.6	0.6	2.2	1.8	1.9	2.8	1.0
89	OTHER PERSONAL & MISC. SERVICES.....	2.7	0.5	0.3	36.4	40.7	39.1	33.4	3.8
90	TRANSPORTATION MARGINS.....
91	OPERATING OFFICE, LAB. & FOOD.....
92	TRAVEL ADVERTISING & PROMOTION.....
	TOTAL.....	4051.9	1570.5	5323.0	3441.8	2892.3	6053.2	2809.7	1328.0

NOTE: DETAILS MAY NOT ADD DUE TO ROUNDING AND SUPPRESSION OF CONFIDENTIAL COMMODITIES.

TABLE 86. MAKE (OUTPUT) MATRIX (AGGREGATION - M), 1970 (MILLIONS OF DOLLARS) - CONTINUED

NO.	COMMODITY AGGREGATION - M	PETROLEUM & COAL PROD. IND.	CHEMICAL & CHEMICAL PROD. IND.	MISC. MANUFACTURING	CONSTR. INDUSTRY	TRANS. & STORAGE	COMMUNI- CATION	ELEC POWER GAS, OTHER UTILITIES	WHOLESALE TRADE
1	GRAINS.....
2	LIVE ANIMALS.....
3	OTHER AGRICULTURAL PRODUCTS.....
4	FORESTRY PRODUCTS.....	1.7	..
5	FISH LANDINGS.....
6	HUNTING & TRAPPING PRODUCTS.....
7	IRON ORES & CONCENTRATES.....
8	OTHER METAL ORES & CONCENTRATES.....	11.6
9	COAL.....
10	CRUDE MINERAL OILS.....
11	NATURAL GAS.....
12	NON-METALLIC MINERALS.....	..	1.7
13	SERVICES INCIDENTAL TO MINING.....
14	MEAT PRODUCTS.....
15	DAIRY PRODUCTS.....	3.5
16	FISH PRODUCTS.....	0.4
17	FRUITS & VEGETABLES PREPARATIONS.....	1.2
18	FEEDS.....	..	6.8	7.3
19	FLOUR, WHEAT MEAL & OTHER CEREALS.....
20	BREAKFAST CEREAL & BAKERY PROD.....	5.0
21	SUGAR.....
22	MISC. FOOD PRODUCTS.....	..	5.8
23	SOFT DRINKS.....
24	ALCOHOLIC BEVERAGES.....
25	TOBACCO PROCESSED UNMANUFACTURED.....
26	CIGARETTES & TOBACCO MFG.....	0.4
27	TIRES & TUBES.....
28	OTHER RUBBER PRODUCTS.....	3.9	0.1
29	PLASTIC FABRICATED PRODUCTS.....	..	4.4	9.1
30	LEATHER & LEATHER PRODUCTS.....	1.4	3.9
31	YARNS & MAN MADE FIBRES.....
32	FABRICS.....	1.6
33	OTHER TEXTILE PRODUCTS.....	2.3	7.2
34	HOSIERY & KNITTED WEAR.....	0.1
35	CLOTHING & ACCESSORIES.....	5.1	0.6
36	LUMBER & TIMBER.....	0.5
37	VENEER & PLYWOOD.....
38	OTHER WOOD FABRICATED MATERIALS.....	..	2.1	0.6	0.5
39	FURNITURE & FIXTURES.....	2.5	3.6
40	PULP.....
41	NEWSPRINT & OTHER PAPER STOCK.....	..	1.1	2.8	0.3
42	PAPER PRODUCTS.....	..	4.8	70.0	2.5
43	PRINTING & PUBLISHING.....	..	0.9	1.8
44	ADVERTISING, PRINT MEDIA.....
45	IRON & STEEL PRODUCTS.....
46	ALUMINUM PRODUCTS.....
47	COPPER & COPPER ALLOY PRODUCTS.....
48	NICKEL PRODUCTS.....
49	OTHER NON FERROUS METAL PRODUCTS.....	..	7.0	12.9
50	BOILERS, TANKS & PLATES.....
51	FABRICATED STRUCTURAL METAL PROD.....	2.7	1.2
52	OTHER METAL FABRICATED PRODUCTS.....	..	7.4	7.8	6.7
53	AGRICULTURAL MACHINERY.....
54	OTHER INDUSTRIAL MACHINERY.....	..	2.8	13.1
55	MOTOR VEHICLES.....
56	MOTOR VEHICLE PARTS.....	4.0	0.1
57	OTHER TRANSPORT EQUIPMENT.....	3.8	..	30.6	2.1
58	APPLIANCES & RECEIVERS, HOUSEHOLD.....	6.0
59	OTHER ELECTRICAL PRODUCTS.....	19.0	99.0	..	2.5
60	CEMENT & CONCRETE PRODUCTS.....
61	OTHER NON-METALLIC MINERAL PROD.....	0.1	0.9
62	GASOLINE & FUEL OIL.....	150.2
63	OTHER PETROLEUM & COAL PROD.....	265.1	32.0	0.3	..
64	INDUSTRIAL CHEMICALS.....	2.3	1027.7	0.2
65	FERTILIZERS.....	..	76.8
66	PHARMACEUTICALS.....	..	357.8
67	OTHER CHEMICAL PRODUCTS.....	1.8	1054.0	6.2	0.1
68	SCIENTIFIC EQUIPMENT.....	354.6	0.3
69	OTHER MANUFACTURED PRODUCTS.....	11.3	18.2	519.8	26.6
70	RESIDENTIAL CONSTRUCTION.....	3137.8
71	NON-RESIDENTIAL CONSTRUCTION.....	8034.7
72	REPAIR CONSTRUCTION.....	2660.0
73	PIPELINE TRANSPORTATION.....	471.8
74	TRANSPORTATION & STORAGE.....	6545.9
75	RADIO & TELEVISION BROADCASTING.....	315.6
76	TELEPHONE & TELEGRAPH.....	1621.8
77	POSTAL SERVICES.....	421.2
78	ELECTRIC POWER.....	9.0	..	1813.2	..
79	OTHER UTILITIES.....	349.9	..
80	WHOLESALE MARGINS.....	6.5	118.2	59.2	..	4.0	4931.0
81	RETAIL MARGINS.....	7.5	..	23.9	..
82	IMPLIED RENT OWNER OCPD, DWEL.....
83	OTHER FINANCE, INS., REAL ESTATE.....	33.1	2.1	1.4	80.4	27.1	0.5	3.0	45.5
84	BUSINESS SERVICES.....	0.8	2.8	3.0	..	7.8	52.2	0.2	..
85	EDUCATION SERVICES.....
86	HEALTH SERVICES.....
87	AMUSEMENT & RECREATION SERVICES.....	10.4
88	ACCOMMODATION & FOOD SERVICES.....	0.3	3.2	0.9	..	17.3	..	5.8	..
89	OTHER PERSONAL & MISC. SERVICES.....	..	0.3	36.6	85.5	55.2	6.4	31.0	493.4
90	TRANSPORTATION MARGINS.....
91	OPERATING, OFFICE, LAB & FOOD.....
92	TRAVEL, ADVERTISING & PROMOTION.....
TOTAL.....		1862.2	2784.3	1166.1	13998.4	7176.2	2527.1	1228.9	5549.5

NOTE: DETAIL MAY NOT ADD DUE TO ROUNDING AND SUPPRESSION OF CONFIDENTIAL COMMODITIES.

TABLE 86. MAKE (OUTPUT) MATRIX (AGGREGATION - M), 1970 (MILLIONS OF DOLLARS) - CONTINUED

NO.	COMMODITY AGGREGATION - M	RETAIL TRADE	OWNER OCCUPIED DWELLINGS	FINANCE, INS. & REAL EST.	EDUCATION & HEALTH SERVICES	AMUSEMENT RECREATION SERVICES	SERVICE TO BUSINESS MANAGEMENT	ACCOMMODA- TION/FOOD SERVICES	PERSONAL & MISC SERVICES
1	GRAINS
2	LIVE ANIMALS
3	OTHER AGRICULTURAL PRODUCTS	3.7
4	FORESTRY PRODUCTS
5	FISH LANDINGS
6	HUNTING & TRAPPING PRODUCTS
7	IRON ORES & CONCENTRATES
8	OTHER METAL ORES & CONCENTRATES
9	COAL
10	CRUDE MINERAL OILS
11	NATURAL GAS
12	NON-METALLIC MINERALS
13	SERVICES INCIDENTAL TO MINING
14	MEAT PRODUCTS	253.6
15	DAIRY PRODUCTS
16	FISH PRODUCTS
17	FRUITS & VEGETABLES PREPARATIONS
18	FEEDS
19	FLOUR, WHEAT, MEAL & OTHER CEREALS
20	BREAKFAST CEREAL & BAKERY PROD.
21	SUGAR
22	MISC. FOOD PRODUCTS	3.5
23	SOFT DRINKS
24	ALCOHOLIC BEVERAGES
25	TOBACCO PROCESSED UNMANUFACTURED
26	CIGARETTES & TOBACCO MFG.
27	TIRES & TUBES
28	OTHER RUBBER PRODUCTS
29	PLASTIC FABRICATED PRODUCTS
30	LEATHER & LEATHER PRODUCTS
31	YARNS & MAN MADE FIBRES
32	FABRICS
33	OTHER TEXTILE PRODUCTS	2.5
34	HOSIERY & KNITTED WEAR
35	CLOTHING & ACCESSORIES	0.5
36	LUMBER & TIMBER
37	VENEER & PLYWOOD
38	OTHER WOOD FABRICATED MATERIALS
39	FURNITURE & FIXTURES
40	PULP
41	NEWSPRINT & OTHER PAPER STOCK
42	PAPER PRODUCTS
43	PRINTING & PUBLISHING
44	ADVERTISING, PRINT MEDIA
45	IRON & STEEL PRODUCTS
46	ALUMINUM PRODUCTS
47	COPPER & COPPER ALLOY PRODUCTS
48	NICKEL PRODUCTS
49	OTHER NON-FERROUS METAL PRODUCTS
50	BOILERS, TANKS & PLATES
51	FABRICATED STRUCTURAL METAL PROD.
52	OTHER METAL FABRICATED PRODUCTS
53	AGRICULTURAL MACHINERY
54	OTHER INDUSTRIAL MACHINERY
55	MOTOR VEHICLES
56	MOTOR VEHICLE PARTS
57	OTHER TRANSPORT EQUIPMENT
58	APPLIANCES & RECEIVERS, HOUSEHOLD
59	OTHER ELECTRICAL PRODUCTS
60	CEMENT & CONCRETE PRODUCTS
61	OTHER NON-METALLIC MINERAL PROD.
62	GASOLINE & FUEL OIL
63	OTHER PETROLEUM & COAL PROD.
64	INDUSTRIAL CHEMICALS
65	FERTILIZERS
66	PHARMACEUTICALS
67	OTHER CHEMICAL PRODUCTS
68	SCIENTIFIC EQUIPMENT
69	OTHER MANUFACTURED PRODUCTS
70	RESIDENTIAL CONSTRUCTION
71	NON-RESIDENTIAL CONSTRUCTION
72	REPAIR CONSTRUCTION
73	PIPELINE TRANSPORTATION
74	TRANSPORTATION & STORAGE	9.3	..	0.2
75	RADIO & TELEVISION BROADCASTING
76	TELEPHONE & TELEGRAPH
77	POSTAL SERVICES
78	ELECTRIC POWER
79	OTHER UTILITIES	0.1	7.4
80	WHOLESALE MARGINS
81	RETAIL MARGINS	6360.6	18.7	8.3	26.8	6.1
82	IMPLIED RENT OWNER OCCUP. DWEL.	5160.9
83	OTHER FINANCE, INS., REAL ESTATE	49.1	..	9317.9	0.7	8.4	27.9	37.1	4.0
84	BUSINESS SERVICES	10.6	..	0.2	2199.0
85	EDUCATION SERVICES	197.8
86	HEALTH SERVICES	1563.7
87	AMUSEMENT & RECREATION SERVICES	636.4	4.8	0.8	..
88	ACCOMMODATION & FOOD SERVICES	123.2	..	0.5	..	29.9	0.3	3324.8	0.4
89	OTHER PERSONAL & MISC SERVICES	1070.3	..	86.3	471.3	18.8	1145.5
90	TRANSPORTATION MARGINS
91	OPERATING, OFFICE, LAB & FOOD
92	TRAVEL, ADVERTISING & PROMOTION
	TOTAL	7876.2	5160.9	9415.7	1762.1	693.6	2711.6	3408.4	1163.4

NOTE: DETAIL MAY NOT ADD DUE TO ROUNDING AND SUPPRESSION OF CONFIDENTIAL COMMODITIES.

TABLE 86. MAKE (OUTPUT) MATRIX (AGGREGATION - M), 1970 (MILLIONS OF DOLLARS) - CONCLUDED

NO.	COMMODITY AGGREGATION - M	TRANS. MARGINS	OPERATING OFFICE LAB & FOOD	TRAVEL PROMOTION, ADVTG.	TOTAL INDUSTRIES
1	GRAINS.....	612.1
2	LIVE ANIMALS.....	1854.6
3	OTHER AGRICULTURAL PRODUCTS.....	1935.2
4	FORESTRY PRODUCTS.....	1351.9
5	FISH LANDINGS.....	204.1
6	HUNTING & TRAPPING PRODUCTS.....	15.2
7	IRON ORES & CONCENTRATES.....	510.4
8	OTHER METAL ORES & CONCENTRATES.....	1945.6
9	COAL.....	64.6
10	CRUDE MINERAL OILS.....	1269.9
11	NATURAL GAS.....	293.8
12	NON-METALLIC MINERALS.....	486.3
13	SERVICES INCIDENTAL TO MINING.....	404.9
14	MEAT PRODUCTS.....	2723.1
15	DAIRY PRODUCTS.....	1317.7
16	FISH PRODUCTS.....	355.7
17	FRUITS & VEGETABLES PREPARATIONS.....	574.4
18	FEEDS.....	724.3
19	FLOUR, WHEAT MEAL & OTHER CEREALS.....	222.5
20	BREAKFAST CEREAL & BAKERY PROD.....	717.8
21	SUGAR.....	194.9
22	MISC. FOOD PRODUCTS.....	965.7
23	SOFT DRINKS.....	357.8
24	ALCOHOLIC BEVERAGES.....	794.5
25	TOBACCO PROCESSED UNMANUFACTURED.....	188.0
26	CIGARETTES & TOBACCO MFG.....	372.4
27	TIRLS & TUBES.....	359.9
28	OTHER RUBBER PRODUCTS.....	193.2
29	PLASTIC FABRICATED PRODUCTS.....	351.9
30	LEATHER & LEATHER PRODUCTS.....	390.6
31	YARNS & MAN MADE FIBRES.....	383.8
32	FABRICS.....	601.9
33	OTHER TEXTILE PRODUCTS.....	663.9
34	HOSIERY & KNITTED WEAR.....	409.2
35	CLOTHING & ACCESSORIES.....	1312.6
36	LUMBER & TIMBER.....	1011.7
37	VENEER & PLYWOOD.....	264.3
38	OTHER WOOD FABRICATED MATERIALS.....	714.0
39	FURNITURE & FIXTURES.....	700.8
40	PULP.....	919.3
41	NEWSPRINT & OTHER PAPER STOCK.....	1942.3
42	PAPER PRODUCTS.....	1216.7
43	PRINTING & PUBLISHING.....	1061.7
44	ADVERTISING, PRINT MEDIA.....	464.6
45	IRON & STEEL PRODUCTS.....	2147.8
46	ALUMINUM PRODUCTS.....	724.5
47	COPPER & COPPER ALLOY PRODUCTS.....	963.4
48	NICKEL PRODUCTS.....	726.9
49	OTHER NON FERROUS METAL PRODUCTS.....	537.5
50	BOILERS, TANKS & PLATES.....	273.0
51	FABRICATED STRUCTURAL METAL PROD.....	866.1
52	OTHER METAL FABRICATED PRODUCTS.....	2057.7
53	AGRICULTURAL MACHINERY.....	219.5
54	OTHER INDUSTRIAL MACHINERY.....	1748.3
55	MOTOR VEHICLES.....	3637.7
56	MOTOR VEHICLE PARTS.....	1563.9
57	OTHER TRANSPORT EQUIPMENT.....	1233.5
58	APPLIANCES & RECEIVERS, HOUSEHOLD.....	618.2
59	OTHER ELECTRICAL PRODUCTS.....	2238.7
60	CEMENT & CONCRETE PRODUCTS.....	638.6
61	OTHER NON-METALLIC MINERAL PROD.....	639.3
62	GASOLINE & FUEL OIL.....	1541.0
63	OTHER PETROLEUM & COAL PROD.....	369.5
64	INDUSTRIAL CHEMICALS.....	1097.2
65	FERTILIZERS.....	188.7
66	PHARMACEUTICALS.....	366.1
67	OTHER CHEMICAL PRODUCTS.....	1156.7
68	SCIENTIFIC EQUIPMENT.....	406.2
69	OTHER MANUFACTURED PRODUCTS.....	688.1
70	RESIDENTIAL CONSTRUCTION.....	3137.8
71	NON-RESIDENTIAL CONSTRUCTION.....	8034.7
72	REPAIR CONSTRUCTION.....	2660.0
73	PIPELINE TRANSPORTATION.....	471.8
74	TRANSPORTATION & STORAGE.....	6566.1
75	RADIO & TELEVISION BROADCASTING.....	315.6
76	TELEPHONE & TELEGRAPH.....	1621.8
77	POSTAL SERVICES.....	421.2
78	ELECTRIC POWER.....	1839.6
79	OTHER UTILITIES.....	359.1
80	WHOLESALE MARGINS.....	5951.9
81	RETAIL MARGINS.....	6451.9
82	IMPLIED RENT OWNER OCPI DWEL.....	5160.9
83	OTHER FINANCE, INS, REAL ESTATE.....	9724.6
84	BUSINESS SERVICES.....	2500.6
85	EDUCATION SERVICES.....	197.8
86	HEALTH SERVICES.....	1563.7
87	AMUSEMENT & RECREATION SERVICES.....	652.4
88	ACCOMMODATION & FOOD SERVICES.....	3564.3
89	OTHER PERSONAL & MISC. SERVICES.....	3691.9
90	TRANSPORTATION MARGINS.....	2997.1	2997.1
91	OPERATING, OFFICE, LAB. & FOOD.....	..	6206.1	..	6206.1
92	TRAVEL, ADVERTISING & PROMOTION.....	3033.6	3033.6
	TOTAL.....	2997.1	6206.1	3033.6	136592.6

NOTE: DETAIL MAY NOT ADD DUE TO ROUNDING AND SUPPRESSION OF CONFIDENTIAL COMMODITIES.

TABLE 87. USE (INPUT) MATRIX (AGGREGATION - M). 1970 (MILLIONS OF DOLLARS)

COMMODITY AGGREGATION - M	AGRICUL- TURE	FORE- STRY	FISHING, HUNTING & TRAPPING	METAL MINES	MINERAL FUELS	NON-METAL MINES & QUARRIES	SERVICES INCIDENTAL TO MINING	FOOD & BEVERAGE INDUSTRIES
NO.								
1 GRAINS.....	42.5	--	--	--	--	--	--	311.7
2 LIVE ANIMALS.....	52.3	--	--	--	--	--	--	1316.3
3 OTHER AGRICULTURAL PRODUCTS.....	124.2	0.3	--	--	--	--	--	886.3
4 FORESTRY PRODUCTS.....	0.3	132.8	--	--	--	--	--	0.3
5 FISH LANDINGS.....	--	--	1.8	--	--	--	--	158.5
6 HUNTING & TRAPPING PRODUCTS.....	--	--	--	--	--	--	--	0.8
7 IRON ORES & CONCENTRATES.....	--	--	--	--	--	--	--	--
8 OTHER METAL ORES & CONCENTRATES.....	--	--	--	6.9	--	--	--	--
9 COAL.....	1.4	--	--	0.9	--	0.4	--	1.3
10 CRUDE MINERAL OILS.....	--	--	--	--	--	--	--	--
11 NATURAL GAS.....	0.9	--	--	1.8	1.5	1.5	--	4.1
12 NON-METALLIC MINERALS.....	5.2	--	0.6	16.3	0.4	2.4	1.4	9.0
13 SERVICES INCIDENTAL TO MINING.....	--	--	--	121.3	78.8	5.0	--	--
14 MEAT PRODUCTS.....	4.1	--	--	--	--	--	--	488.1
15 DAIRY PRODUCTS.....	--	--	--	--	--	--	--	182.1
16 FISH PRODUCTS.....	--	--	--	--	--	--	--	28.1
17 FRUITS & VEGETABLES PREPARATIONS.....	--	--	--	--	--	--	--	71.1
18 FEEDS.....	488.3	2.2	--	--	--	--	--	149.4
19 FLOUR WHEAT MEAL & OTHER CEREALS.....	--	--	--	--	--	--	--	118.5
20 BREAKFAST CEREAL & BAKERY PROD.....	--	--	--	--	--	--	--	2.3
21 SUGAR.....	--	--	--	--	--	--	--	100.0
22 MISC. FOOD PRODUCTS.....	--	--	--	--	--	--	--	259.0
23 SOFT DRINKS.....	--	--	--	--	--	--	--	31.4
24 ALCOHOLIC BEVERAGES.....	--	--	--	--	--	--	--	8.7
25 TOBACCO PROCESSED UNMANUFACTURED.....	--	--	--	--	--	--	--	--
26 CIGARETTES & TOBACCO MFG.....	--	--	--	--	--	--	--	--
27 TIRES & TUBES.....	8.7	--	--	--	--	--	--	--
28 OTHER RUBBER PRODUCTS.....	--	--	--	--	--	--	--	--
29 PLASTIC FABRICATED PRODUCTS.....	--	--	--	--	--	--	--	66.1
30 LEATHER & LEATHER PRODUCTS.....	--	--	--	--	--	--	--	--
31 YARNS & MAN MADE FIBRES.....	--	--	0.3	--	--	--	--	0.2
32 FABRICS.....	--	--	--	--	--	--	--	1.0
33 OTHER TEXTILE PRODUCTS.....	12.3	3.1	5.3	0.7	--	5.1	--	10.7
34 HOSIERY & KNITTED WEAR.....	--	--	--	--	--	--	--	--
35 CLOTHING & ACCESSORIES.....	--	--	--	--	--	--	--	--
36 LUMBER & TIMBER.....	0.1	--	2.0	--	0.1	0.4	--	--
37 VENEER & PLYWOOD.....	--	--	--	--	--	--	--	--
38 OTHER WOOD FABRICATED MATERIALS.....	3.2	0.8	--	--	--	0.8	--	8.9
39 FURNITURE & FIXTURES.....	--	--	--	--	--	--	--	--
40 PULP.....	--	--	--	--	--	--	--	--
41 NEWSPRINT & OTHER PAPER STOCK.....	--	--	--	--	--	--	--	17.3
42 PAPER PRODUCTS.....	3.1	--	--	0.1	--	7.3	--	267.1
43 PRINTING & PUBLISHING.....	--	--	--	--	--	0.2	--	19.9
44 ADVERTISING, PRINT MEDIA.....	--	--	--	--	--	--	--	--
45 IRON & STEEL PRODUCTS.....	--	--	--	32.9	1.6	1.3	4.2	1.2
46 ALUMINUM PRODUCTS.....	--	--	--	--	--	--	--	--
47 COPPER & COPPER ALLOY PRODUCTS.....	--	--	--	--	--	--	--	--
48 NICKEL PRODUCTS.....	--	--	--	--	--	--	--	--
49 OTHER NON FERROUS METAL PRODUCTS.....	--	--	--	1.0	0.1	--	--	--
50 BOILERS, TANKS & PLATES.....	--	--	--	--	--	--	--	--
51 FABRICATED STRUCTURAL METAL PROD.....	--	--	--	2.1	0.5	--	--	--
52 OTHER METAL FABRICATED PRODUCTS.....	22.4	8.9	0.8	3.8	1.4	--	--	146.8
53 AGRICULTURAL MACHINERY.....	48.4	--	--	--	--	--	--	--
54 OTHER INDUSTRIAL MACHINERY.....	--	6.1	2.5	23.9	12.8	7.0	5.1	--
55 MOTOR VEHICLES.....	--	--	--	--	--	--	--	--
56 MOTOR VEHICLE PARTS.....	--	--	--	--	--	--	--	--
57 OTHER TRANSPORT EQUIPMENT.....	0.9	2.5	12.8	5.9	0.7	--	--	--
58 APPLIANCES & RECEIVERS HOUSEHOLD.....	--	--	--	--	--	--	--	--
59 OTHER ELECTRICAL PRODUCTS.....	--	--	5.5	--	--	--	2.4	--
60 CEMENT & CONCRETE PRODUCTS.....	--	--	--	--	--	0.5	--	--
61 OTHER NON METALLIC MINERAL PROD.....	0.2	0.1	0.3	5.9	--	0.3	--	99.3
62 GASOLINE & FUEL OIL.....	161.2	21.2	10.5	18.2	4.4	8.8	3.9	23.3
63 OTHER PETROLEUM & COAL PROD.....	34.7	1.1	1.8	3.1	2.1	2.3	1.9	7.6
64 INDUSTRIAL CHEMICALS.....	54.0	0.3	0.2	15.7	6.2	2.0	0.1	29.9
65 FERTILIZERS.....	51.8	--	--	--	--	--	--	0.1
66 PHARMACEUTICALS.....	19.0	--	--	--	--	--	--	12.9
67 OTHER CHEMICAL PRODUCTS.....	42.3	1.5	0.2	28.5	1.7	7.8	0.7	50.3
68 SCIENTIFIC EQUIPMENT.....	--	--	--	--	--	--	--	--
69 OTHER MANUFACTURED PRODUCTS.....	--	--	3.3	--	--	--	--	1.7
70 RESIDENTIAL CONSTRUCTION.....	--	--	--	--	--	--	--	--
71 NON-RESIDENTIAL CONSTRUCTION.....	--	--	--	--	--	--	--	--
72 REPAIR CONSTRUCTION.....	84.3	14.9	0.5	36.6	94.6	6.0	--	21.2
73 PIPELINE TRANSPORTATION.....	1.3	--	--	1.6	1.1	1.2	--	4.1
74 TRANSPORTATION & STORAGE.....	16.0	155.8	2.3	21.4	3.0	5.0	9.7	65.5
75 RADIO & TELEVISION BROADCASTING.....	--	--	--	--	--	--	--	--
76 TELEPHONE & TELEGRAPH.....	10.7	2.8	0.4	3.1	3.6	1.3	1.7	25.4
77 POSTAL SERVICES.....	1.9	0.3	--	0.3	0.8	0.2	0.1	4.5
78 ELECTRIC POWER.....	40.5	1.0	0.2	52.1	24.4	13.8	2.4	33.1
79 OTHER UTILITIES.....	3.8	--	--	2.7	2.9	2.3	--	13.3
80 WHOLESALE MARGINS.....	132.7	9.1	4.9	24.5	7.1	7.9	3.4	223.7
81 RETAIL MARGINS.....	31.0	1.5	1.5	2.5	0.6	1.2	0.8	10.4
82 IMPUTED RENT OWNER OCPD, DWEL.....	--	--	--	--	--	--	--	--
83 OTHER FINANCE, INS, REAL ESTATE.....	164.8	89.5	3.2	63.0	296.1	16.1	11.1	98.8
84 BUSINESS SERVICES.....	7.4	4.9	0.4	35.9	98.2	6.3	2.9	46.3
85 EDUCATION SERVICES.....	--	--	--	--	--	--	--	--
86 HEALTH SERVICES.....	--	--	--	--	--	--	--	--
87 AMUSEMENT & RECREATION SERVICES.....	--	--	--	--	--	--	--	--
88 ACCOMMODATION & FOOD SERVICES.....	--	--	--	--	--	--	--	--
89 OTHER PERSONAL & MISC. SERVICES.....	6.9	46.6	1.8	5.5	2.3	7.6	1.4	40.7
90 TRANSPORTATION MARGINS.....	76.8	2.4	1.8	14.6	1.8	2.7	1.2	211.2
91 OPERATING, OFFICE, LAB. & FOOD.....	200.1	159.2	2.3	235.5	56.5	67.8	41.1	199.8
92 TRAVEL, ADVERTISING & PROMOTION.....	11.4	5.3	--	5.5	10.2	3.2	9.9	327.8
93 NON-COMPETING IMPORTS.....	--	--	--	--	--	--	--	199.6
94 UNALLOCATED IMPORTS & EXPORTS.....	--	--	--	--	--	--	--	--
95 INDIRECT TAXES.....	191.9	35.3	4.0	36.2	81.3	17.3	3.8	111.3
96 SUBSIDIES.....	-170.0	-0.4	-1.4	-13.8	-6.3	--	--	-45.2
97 WAGES & SALARIES.....	349.0	432.7	50.4	534.3	178.4	150.0	191.4	1407.9
98 SUPPLEMENTARY LABOUR INCOME.....	3.0	27.2	1.5	34.2	12.2	10.4	13.3	75.4
99 NET INCOME, UNINC. BUSINESS.....	1296.9	30.0	56.9	1.4	0.1	3.5	3.7	17.7
100 OTHER OPERATING SURPLUS.....	860.0	129.6	42.7	992.8	763.4	181.6	50.1	884.9
TOTAL.....	4491.1	1328.9	221.3	2378.9	1744.6	558.4	367.8	8869.0

NOTE: DETAIL MAY NOT ADD DUE TO ROUNDING.

TABLE 87. USE (INPUT) MATRIX (AGGREGATION - M), 1970 (MILLIONS OF DOLLARS) - CONTINUED

NO.	COMMODITY AGGREGATION - M	TOBACCO PRODUCTS INDUSTRIES	RUBBER & PLASTIC PROD. IND.	LEATHER INDUSTRIES	TEXTILE INDUSTRIES	KNITTING MILLS	CLOTHING INDUSTRIES	WOOD	FURNITURE, FIXTURE INDUSTRIES
1	GRAINS	--	--	--	--	--	--	--	--
2	LIVE ANIMALS	--	--	--	--	--	--	--	--
3	OTHER AGRICULTURAL PRODUCTS	158.5	--	--	1.3	--	9.1	0.2	--
4	FORESTRY PRODUCTS	--	--	--	--	--	--	623.8	1.9
5	FISH LANDINGS	--	--	--	--	--	--	--	--
6	HUNTING & TRAPPING PRODUCTS	--	--	0.2	0.9	--	10.2	--	--
7	IRON ORES & CONCENTRATES	--	--	--	--	--	--	--	--
8	OTHER METAL ORES & CONCENTRATES	--	--	--	--	--	--	--	--
9	COAL	--	0.4	0.1	0.3	0.2	--	0.1	0.2
10	CRUDE MINERAL OILS	--	--	--	--	--	--	--	--
11	NATURAL GAS	--	0.4	0.1	0.8	0.1	--	0.7	0.2
12	NON-METALLIC MINERALS	--	1.6	0.1	0.3	--	--	--	--
13	SERVICES INCIDENTAL TO MINING	--	--	--	--	--	--	--	--
14	MEAT PRODUCTS	0.4	0.4	19.0	--	--	--	--	--
15	DAIRY PRODUCTS	--	--	--	--	--	--	--	--
16	FISH PRODUCTS	--	--	0.5	--	--	--	--	--
17	FRUITS & VEGETABLES PREPARATIONS	--	--	--	--	--	--	--	--
18	FEEDS	--	--	--	--	--	--	--	--
19	FLOUR, WHEAT, MEAL & OTHER CEREALS	--	--	--	1.4	--	--	--	--
20	BREAKFAST CEREAL & BAKERY PROD.	--	--	--	--	--	--	--	--
21	SUGAR	--	--	0.1	--	--	--	--	--
22	MISC. FOOD PRODUCTS	1.0	--	--	0.3	--	--	0.2	--
23	SOFT DRINKS	--	--	--	--	--	--	--	--
24	ALCOHOLIC BEVERAGES	--	--	--	--	--	--	--	--
25	TOBACCO PROCESSED UNMANUFACTURED	122.1	--	--	--	--	--	--	--
26	CIGARETTES & TOBACCO MFG.	--	--	--	--	--	--	--	--
27	TIRES & TUBES	--	1.7	--	--	--	--	--	--
28	OTHER RUBBER PRODUCTS	--	10.2	19.2	6.7	0.9	0.8	--	12.0
29	PLASTIC FABRICATED PRODUCTS	0.2	5.3	13.9	10.5	--	0.8	3.7	11.8
30	LEATHER & LEATHER PRODUCTS	--	1.9	75.2	0.6	0.2	15.6	--	0.4
31	YARNS & MAN. MADE FIBRES	3.8	5.4	0.1	263.7	156.9	9.8	--	--
32	FABRICS	--	72.8	8.4	180.4	12.7	425.9	2.0	57.6
33	OTHER TEXTILE PRODUCTS	--	1.4	2.2	52.4	9.3	30.9	0.2	3.2
34	HOSIERY & KNITTED WEAR	--	--	--	--	3.5	--	--	--
35	CLOTHING & ACCESSORIES	--	0.9	1.7	22.5	20.6	99.5	--	--
36	LUMBER & TIMBER	--	--	0.5	--	--	--	126.5	26.4
37	VENEER & PLYWOOD	--	--	0.5	--	--	--	54.6	16.0
38	OTHER WOOD FABRICATED MATERIALS	1.2	1.9	0.2	0.9	--	--	59.4	16.1
39	FURNITURE & FIXTURES	--	--	--	0.1	--	--	--	22.0
40	PULP	--	--	--	7.8	--	--	--	--
41	NEWSPRINT & OTHER PAPER STOCK	2.9	17.5	0.2	3.2	1.0	1.0	4.1	6.6
42	PAPER PRODUCTS	39.7	15.1	5.2	13.8	5.5	8.8	5.8	11.0
43	PRINTING & PUBLISHING	1.2	0.7	0.3	1.3	0.6	--	0.1	0.8
44	ADVERTISING, PRINT MEDIA	--	--	--	--	--	--	--	--
45	IRON & STEEL PRODUCTS	--	0.6	0.3	0.2	--	--	0.5	24.8
46	ALUMINUM PRODUCTS	--	--	--	--	--	--	3.7	1.1
47	COPPER & COPPER ALLOY PRODUCTS	--	--	--	--	--	--	--	--
48	NICKEL PRODUCTS	--	--	--	--	--	--	--	--
49	OTHER NON-FERROUS METAL PRODUCTS	--	3.2	--	1.9	--	--	--	1.8
50	BOILERS, TANKS & PLATES	--	--	--	--	--	--	--	--
51	FABRICATED STRUCTURAL METAL PROD.	--	0.2	--	0.3	--	0.3	1.8	0.2
52	OTHER METAL FABRICATED PRODUCTS	1.6	9.3	4.9	8.8	--	--	16.5	40.4
53	AGRICULTURAL MACHINERY	--	--	--	--	--	--	--	--
54	OTHER INDUSTRIAL MACHINERY	--	0.5	--	--	0.1	0.3	0.1	--
55	MOTOR VEHICLES	--	--	--	--	--	--	--	--
56	MOTOR VEHICLE PARTS	--	--	--	--	--	--	--	--
57	OTHER TRANSPORT EQUIPMENT	--	0.7	--	--	--	--	--	--
58	APPLIANCES & RECEIVERS, HOUSEHOLD	--	--	--	--	--	--	--	--
59	OTHER ELECTRICAL PRODUCTS	--	--	--	--	--	--	--	2.8
60	CEMENT & CONCRETE PRODUCTS	--	--	--	--	--	--	--	--
61	OTHER NON-METALLIC MINERAL PROD.	--	3.6	0.1	1.3	--	--	11.7	5.1
62	GASOLINE & FUEL OIL	0.3	2.2	0.4	4.4	0.6	0.4	5.5	0.8
63	OTHER PETROLEUM & COAL PROD.	0.1	2.8	0.2	1.1	--	0.2	5.6	0.3
64	INDUSTRIAL CHEMICALS	--	237.8	2.3	67.9	0.7	0.9	10.7	0.7
65	FERTILIZERS	--	--	--	--	--	--	--	--
66	PHARMACEUTICALS	--	--	--	--	--	--	--	--
67	OTHER CHEMICAL PRODUCTS	--	14.1	6.5	36.8	5.1	4.3	12.4	11.6
68	SCIENTIFIC EQUIPMENT	--	0.3	--	--	--	--	--	--
69	OTHER MANUFACTURED PRODUCTS	--	2.9	6.7	31.7	1.1	34.1	1.0	17.2
70	RESIDENTIAL CONSTRUCTION	--	--	--	--	--	--	--	--
71	NON-RESIDENTIAL CONSTRUCTION	--	--	--	--	--	--	--	--
72	REPAIR CONSTRUCTION	2.4	3.0	0.7	4.3	0.6	1.4	7.8	1.8
73	PIPELINE TRANSPORTATION	--	0.6	0.1	0.7	0.1	0.1	0.7	0.4
74	TRANSPORTATION & STORAGE	0.7	1.0	0.4	1.8	0.4	1.6	2.6	0.8
75	RADIO & TELEVISION BROADCASTING	--	--	--	--	--	--	--	--
76	TELEPHONE & TELEGRAPH	0.9	6.1	1.7	6.2	1.4	4.9	8.5	3.5
77	POSTAL SERVICES	0.2	1.2	0.7	1.2	0.6	2.3	1.0	1.1
78	ELECTRIC POWER	1.2	9.0	1.5	11.9	1.7	2.7	18.6	3.5
79	OTHER UTILITIES	0.1	1.2	0.1	2.1	0.3	0.2	2.7	2.1
80	WHOLESALE MARGINS	3.4	26.7	14.1	44.6	3.5	50.9	53.4	32.4
81	RETAIL MARGINS	0.1	0.4	0.3	0.7	0.9	11.6	1.9	0.8
82	IMPLIED RENT OWNER OCCUP. DWEL.	--	--	--	--	--	--	--	--
83	OTHER FINANCE, INS. REAL ESTATE	7.2	21.9	7.8	23.6	9.1	37.4	51.2	16.6
84	BUSINESS SERVICES	3.2	12.6	2.9	11.4	2.0	7.8	8.8	5.3
85	EDUCATION SERVICES	--	--	--	--	--	--	--	--
86	HEALTH SERVICES	--	--	--	--	--	--	--	--
87	AMUSEMENT & RECREATION SERVICES	--	--	--	--	--	--	--	--
88	ACCOMMODATION & FOOD SERVICES	--	--	--	--	--	--	--	--
89	OTHER PERSONAL & MISC. SERVICES	0.9	4.1	5.8	5.7	1.2	2.7	15.2	2.4
90	TRANSPORTATION MARGINS	4.1	18.6	4.9	21.9	3.4	7.1	47.6	10.1
91	OPERATING, OFFICE LAB. & FOOD	6.7	36.8	13.1	53.0	9.8	17.5	120.2	15.1
92	TRAVEL, ADVERTISING & PROMOTION	32.9	42.4	12.2	32.3	7.7	33.1	15.6	17.0
93	NON-COMPETING IMPORTS	--	21.9	0.1	41.1	--	--	--	--
94	UNALLOCATED IMPORTS & EXPORTS	--	--	--	--	--	--	--	--
95	INDIRECT TAXES	3.7	12.5	4.0	17.0	3.6	6.6	21.3	9.9
96	SUBSIDIES	--	-0.2	-0.1	-0.5	-0.1	--	-0.5	-0.2
97	WAGES & SALARIES	74.7	294.9	134.0	399.7	109.1	434.1	560.1	239.6
98	SUPPLEMENTARY LABOUR INCOME	4.4	21.8	6.3	22.4	3.9	15.8	26.4	11.1
99	NET INCOME/INCL. BUSINESS	--	0.7	0.9	2.4	0.9	7.0	9.2	7.8
100	OTHER OPERATING SURPLUS	83.7	167.3	21.5	175.0	39.7	84.3	91.1	66.9
TOTAL		563.8	1119.9	402.0	1602.1	418.9	1379.0	2014.4	740.9

NOTE: DETAIL MAY NOT ADD DUE TO ROUNDING.

TABLE 87. USE (INPUT) MATRIX (AGGREGATION - M). 1970 (MILLIONS OF DOLLARS) - CONTINUED

NO.	COMMODITY AGGREGATION - M	PAPER & ALLIED INDUSTRIES	PRINTING & PUBLISHING	PRIMARY METAL INDUSTRIES	METAL FABRICATING INDUSTRIES	MACHINERY INDUSTRIES	TRANS. EQUIPMENT INDUSTRIES	ELECTRICAL PRODUCTS INDUSTRIES	NON-METAL MINERAL PROD. IND.
1	GRAINS.....	--	--	--	--	--	--	--	--
2	LIVE ANIMALS.....	--	--	--	--	--	--	--	--
3	OTHER AGRICULTURAL PRODUCTS.....	0.2	--	--	--	--	--	--	--
4	FORESTRY PRODUCTS.....	531.4	--	--	0.1	--	--	--	0.3
5	FISH LANDINGS.....	--	--	--	--	--	--	--	--
6	HUNTING & TRAPPING PRODUCTS.....	--	--	--	--	--	--	--	--
7	IRON ORES & CONCENTRATES.....	--	--	159.1	--	--	--	--	0.3
8	OTHER METAL ORES & CONCENTRATES.....	0.1	--	1504.8	--	--	--	0.9	9.8
9	COAL.....	10.9	0.1	96.7	0.2	0.3	2.5	0.5	4.9
10	CRUDE MINERAL OILS.....	--	--	--	--	--	--	--	--
11	NATURAL GAS.....	7.6	0.2	7.9	2.2	0.9	2.1	0.7	6.6
12	NON-METALLIC MINERALS.....	20.2	--	23.5	1.0	4.5	0.6	1.4	68.2
13	SERVICES INCIDENTAL TO MINING.....	--	--	--	--	--	--	--	--
14	MEAT PRODUCTS.....	--	--	--	--	--	--	--	--
15	DAIRY PRODUCTS.....	0.6	--	--	--	--	--	--	--
16	FISH PRODUCTS.....	--	--	--	--	--	--	--	--
17	FRUITS & VEGETABLES PREPARATIONS.....	--	--	--	--	--	--	--	--
18	FEEDS.....	--	--	--	--	--	--	--	--
19	FLOUR, WHEAT, MEAL & OTHER CEREALS.....	1.3	--	--	--	--	--	--	--
20	BREAKFAST CEREAL & BAKERY PROD.....	--	--	--	--	--	--	--	--
21	SUGAR.....	--	--	--	--	--	--	--	--
22	MISC. FOOD PRODUCTS.....	5.8	--	--	0.1	--	--	--	0.6
23	SOFT DRINKS.....	--	--	--	--	--	--	--	--
24	ALCOHOLIC BEVERAGES.....	--	--	--	--	--	--	--	--
25	TOBACCO PROCESSED UNMANUFACTURED.....	--	--	--	--	--	--	--	--
26	CIGARETTES & TOBACCO MFG.....	--	--	--	--	--	--	--	--
27	TIRES & TUBES.....	--	--	--	0.1	5.7	70.2	--	--
28	OTHER RUBBER PRODUCTS.....	0.2	--	0.8	4.3	15.6	47.3	36.6	1.2
29	PLASTIC FABRICATED PRODUCTS.....	20.5	0.5	0.3	2.1	0.7	5.4	14.8	2.3
30	LEATHER & LEATHER PRODUCTS.....	--	--	--	--	--	1.3	--	--
31	YARNS & MAN MADE FIBRES.....	1.8	0.1	--	0.8	--	2.0	1.1	1.2
32	FABRICS.....	3.4	6.0	--	0.4	0.5	23.9	4.4	0.9
33	OTHER TEXTILE PRODUCTS.....	27.4	0.2	0.4	1.1	0.2	55.7	0.3	0.2
34	HOSIERY & KNITTED WEAR.....	--	--	--	--	--	--	--	--
35	CLOTHING & ACCESSORIES.....	--	--	--	--	--	--	--	--
36	LUMBER & TIMBER.....	0.4	--	2.1	5.1	1.7	16.0	1.1	0.3
37	VENNER & PLYWOOD.....	0.3	--	--	0.1	3.2	--	--	--
38	OTHER WOOD FABRICATED MATERIALS.....	147.4	0.3	5.0	3.5	1.6	2.8	4.1	1.8
39	FURNITURE & FIXTURES.....	--	--	--	1.4	--	9.1	6.0	0.1
40	PULP.....	130.6	--	--	--	--	--	--	--
41	NEWSPRINT & OTHER PAPER STOCK.....	397.6	277.2	3.1	2.7	0.2	4.2	1.5	9.4
42	PAPER PRODUCTS.....	55.4	8.8	6.2	14.2	3.6	5.9	17.2	17.4
43	PRINTING & PUBLISHING.....	11.7	121.7	--	0.1	1.5	--	0.4	0.3
44	ADVERTISING, PRINT MEDIA.....	--	--	--	--	--	--	--	--
45	IRON & STEEL PRODUCTS.....	1.1	--	357.1	658.7	155.0	314.2	100.0	4.3
46	ALUMINUM PRODUCTS.....	14.8	--	119.7	68.7	11.6	40.3	60.0	0.7
47	COPPER & COPPER ALLOY PRODUCTS.....	0.2	0.1	205.1	51.9	10.1	26.2	194.4	0.1
48	NICKEL PRODUCTS.....	--	--	26.6	10.2	0.6	5.9	6.0	0.1
49	OTHER NON FERROUS METAL PRODUCTS.....	4.2	4.9	187.0	29.0	5.6	27.5	27.6	3.1
50	BOILERS, TANKS & PLATES.....	--	--	--	12.6	8.4	1.2	5.5	--
51	FABRICATED STRUCTURAL METAL PROD.....	1.2	--	9.4	136.4	40.6	28.0	10.4	1.1
52	OTHER METAL FABRICATED PRODUCTS.....	22.8	0.1	41.9	295.6	131.6	201.8	97.2	11.9
53	AGRICULTURAL MACHINERY.....	--	--	--	0.1	27.1	--	--	--
54	OTHER INDUSTRIAL MACHINERY.....	0.1	--	19.5	22.5	181.4	66.8	26.4	1.5
55	MOTOR VEHICLES.....	--	--	--	1.1	0.6	48.9	0.2	--
56	MOTOR VEHICLE PARTS.....	--	--	--	4.5	7.7	1958.7	1.6	--
57	OTHER TRANSPORT EQUIPMENT.....	--	--	0.3	0.2	--	167.8	--	--
58	APPLIANCES & RECEIVERS, HOUSEHOLD.....	--	--	0.2	8.2	8.7	40.4	46.3	--
59	OTHER ELECTRICAL PRODUCTS.....	--	--	--	15.0	107.4	78.5	477.8	3.3
60	CEMENT & CONCRETE PRODUCTS.....	--	--	--	0.1	--	--	--	110.3
61	OTHER NON-METALLIC MINERAL PROD.....	15.0	--	46.3	21.7	3.0	75.7	17.3	62.2
62	GASOLINE & FUEL OIL.....	49.0	1.0	20.5	4.0	1.4	4.2	1.9	12.6
63	OTHER PETROLEUM & COAL PROD.....	14.8	0.9	51.0	3.3	1.3	6.2	2.3	6.4
64	INDUSTRIAL CHEMICALS.....	124.0	2.5	31.3	20.9	3.7	15.0	41.6	20.8
65	FERTILIZERS.....	--	--	0.1	--	--	--	--	--
66	PHARMACEUTICALS.....	--	--	--	--	--	--	--	--
67	OTHER CHEMICAL PRODUCTS.....	38.3	22.1	9.3	30.9	7.8	27.5	13.1	8.7
68	SCIENTIFIC EQUIPMENT.....	--	7.9	0.1	0.8	2.6	26.3	2.2	0.6
69	OTHER MANUFACTURED PRODUCTS.....	0.6	1.4	0.6	5.1	4.4	15.6	3.0	4.8
70	RESIDENTIAL CONSTRUCTION.....	--	--	--	--	--	--	--	--
71	NON-RESIDENTIAL CONSTRUCTION.....	--	--	--	--	--	--	--	--
72	REPAIR CONSTRUCTION.....	14.8	3.5	26.4	9.9	5.1	10.4	5.8	5.5
73	PIPELINE TRANSPORTATION.....	6.0	0.3	6.7	2.3	0.9	1.8	1.1	5.3
74	TRANSPORTATION & STORAGE.....	10.9	2.0	11.1	6.3	2.6	24.8	10.0	1.9
75	RADIO & TELEVISION BROADCASTING.....	--	--	--	--	--	--	--	--
76	TELEPHONE & TELEGRAPH.....	12.6	15.7	12.0	19.4	14.2	23.3	19.9	7.1
77	POSTAL SERVICES.....	1.9	17.8	1.2	3.0	2.6	3.4	2.9	1.0
78	ELECTRIC POWER.....	106.0	5.4	83.5	16.0	6.8	19.8	11.0	24.6
79	OTHER UTILITIES.....	12.4	0.9	12.3	4.1	1.8	5.3	2.2	10.0
80	WHOLESALE MARGINS.....	75.4	18.8	209.5	84.5	71.4	139.2	68.1	26.8
81	RETAIL MARGINS.....	2.3	2.0	1.8	1.6	0.6	2.5	1.4	2.2
82	IMPUTED RENT OWNER OCCUP. DWEL.....	--	--	--	--	--	--	--	--
83	OTHER FINANCE, INS. REAL ESTATE.....	50.6	35.2	31.4	45.2	57.3	53.9	58.6	21.2
84	BUSINESS SERVICES.....	22.9	21.9	29.0	25.9	21.1	211.4	23.7	8.4
85	EDUCATION SERVICES.....	--	--	--	--	--	--	--	--
86	HEALTH SERVICES.....	--	--	--	--	--	--	--	--
87	AMUSEMENT & RECREATION SERVICES.....	--	--	--	--	--	--	--	--
88	ACCOMMODATION & FOOD SERVICES.....	--	--	--	--	--	--	--	--
89	OTHER PERSONAL & MISC. SERVICES.....	26.4	9.2	14.5	18.3	6.3	14.9	9.5	18.6
90	TRANSPORTATION MARGINS.....	136.3	20.7	105.8	52.7	28.0	83.1	33.2	45.1
91	OPERATING, OFFICE, LAB & FOOD.....	190.6	31.6	197.2	122.6	59.3	159.4	87.4	107.2
92	TRAVEL, ADVERTISING & PROMOTION.....	41.9	73.6	25.7	61.0	54.6	104.4	87.8	21.4
93	NON-COMPETING IMPORTS.....	0.6	--	--	--	--	--	0.2	0.8
94	UNALLOCATED IMPORTS & EXPORTS.....	--	--	--	--	--	--	--	--
95	INDIRECT TAXES.....	75.7	18.2	56.9	32.1	26.2	49.5	27.6	27.1
96	SUBSIDIES.....	-0.2	-0.2	-0.3	-0.6	-0.9	-1.8	-0.6	-0.1
97	WAGES & SALARIES.....	997.9	618.5	964.4	1031.6	647.9	1229.5	856.5	370.8
98	SUPPLEMENTARY LABOUR INCOME.....	59.5	24.4	72.8	66.1	41.6	110.4	53.0	21.3
99	NET INCOME, UNINC. BUSINESS.....	2.8	8.9	0.2	7.2	0.8	1.1	0.6	1.9
100	OTHER OPERATING SURPLUS.....	543.6	185.9	525.2	391.4	286.2	377.8	224.1	221.4
TOTAL.....		4851.9	1570.5	5123.0	3441.8	2892.3	6053.2	2809.7	1328.0

NOTE: DETAIL MAY NOT ADD DUE TO ROUNDING.

TABLE 87. USE (INPUT) MATRIX (AGGREGATION - M), 1970 (MILLIONS OF DOLLARS) - CONTINUED

NO.	COMMODITY AGGREGATION - M	PETROLEUM & COAL PROD. IND.	CHEMICAL & CHEMICAL PROD. IND.	MISC. MANUFAC- TURING	CONSTR. INDUSTRY	TRANS. & STORAGE	COMMUNI- CATION	ELEC. POWER GAS, OTHER UTILITIES	WHOLESALE TRADE
1	GRAINS	--	--	--	--	--	--	--	1.9
2	LIVE ANIMALS	--	1.9	--	--	--	--	--	--
3	OTHER AGRICULTURAL PRODUCTS	--	0.4	0.1	6.2	1.3	--	--	1.6
4	FORESTRY PRODUCTS	--	--	--	4.5	--	--	--	--
5	FISH LANDINGS	--	--	--	--	--	--	--	--
6	HUNTING & TRAPPING PRODUCTS	--	--	0.4	--	--	--	--	--
7	IRON ORES & CONCENTRATES	--	--	--	--	--	--	--	--
8	OTHER METAL ORES & CONCENTRATES	0.1	0.1	19.0	--	--	--	2.4	0.1
9	COAL	1.7	5.5	0.5	6.5	3.0	--	79.7	0.3
10	CRUDE MINERAL OILS	1157.6	0.9	--	--	--	--	--	--
11	NATURAL GAS	1.2	11.9	0.4	--	8.9	0.1	4.6	1.8
12	NON-METALLIC MINERALS	1.7	47.1	0.8	58.3	2.1	--	--	--
13	SERVICES INCIDENTAL TO MINING	--	--	--	52.3	--	--	--	--
14	MEAT PRODUCTS	--	12.4	0.1	--	--	--	--	0.3
15	DAIRY PRODUCTS	--	0.9	--	--	--	--	--	1.5
16	FISH PRODUCTS	--	0.4	0.2	--	--	--	--	0.2
17	FRUITS & VEGETABLES PREPARATIONS	--	--	--	--	--	--	--	--
18	FEEDS	--	2.3	--	--	0.8	--	--	--
19	FLOUR, WHEAT MEAL & OTHER CEREALS	--	0.8	--	--	--	--	--	1.1
20	BREAKFAST CEREAL & BAKERY PROD.	--	--	--	--	--	--	--	--
21	SUGAR	--	1.2	--	--	--	--	--	0.4
22	MISC. FOOD PRODUCTS	--	28.8	0.5	--	--	--	--	0.2
23	SOFT DRINKS	--	--	--	--	--	--	--	--
24	ALCOHOLIC BEVERAGES	--	0.1	--	--	--	--	--	--
25	TOBACCO PROCESSED UNMANUFACTURED ..	--	--	--	--	--	--	--	--
26	CIGARETTES & TOBACCO MFG.	--	--	--	--	--	--	--	0.2
27	TIRES & TUBES	--	--	0.7	18.9	54.8	--	--	--
28	OTHER RUBBER PRODUCTS	--	1.7	2.4	17.3	7.0	--	--	--
29	PLASTIC FABRICATED PRODUCTS	0.2	30.6	13.9	91.5	2.4	--	--	12.6
30	LEATHER & LEATHER PRODUCTS	--	--	5.1	0.5	0.1	--	--	0.7
31	YARNS & MAN MADE FIBRES	--	1.2	6.1	0.5	--	--	--	2.1
32	FABRICS	--	3.2	22.0	4.3	1.3	--	--	2.9
33	OTHER TEXTILE PRODUCTS	--	4.3	3.7	43.9	5.4	1.5	--	5.8
34	HOSIERY & KNITTED WEAR	--	--	--	--	--	--	--	--
35	CLOTHING & ACCESSORIES	--	--	0.5	--	--	--	--	--
36	LUMBER & TIMBER	--	--	11.9	212.5	--	--	--	3.3
37	VENEER & PLYWOOD	--	--	6.6	151.4	--	--	--	0.6
38	OTHER WOOD FABRICATED MATERIALS	0.5	4.3	7.6	311.0	--	--	--	9.7
39	FURNITURE & FIXTURES	--	--	--	14.3	--	--	--	--
40	PULP	--	6.5	--	--	--	--	--	--
41	NEWSPRINT & OTHER PAPER STOCK	--	3.7	11.6	54.9	0.2	--	--	12.1
42	PAPER PRODUCTS	1.8	59.9	12.1	34.0	2.3	--	--	41.8
43	PRINTING & PUBLISHING	--	3.7	0.7	--	3.7	21.4	1.8	10.5
44	ADVERTISING, PRINT MEDIA	--	--	--	--	--	--	--	--
45	IRON & STEEL PRODUCTS	--	0.2	20.1	467.0	5.5	--	--	2.9
46	ALUMINUM PRODUCTS	--	1.9	15.6	3.0	0.1	--	--	0.2
47	COPPER & COPPER ALLOY PRODUCTS	--	4.0	9.3	31.6	0.9	--	--	0.4
48	NICKEL PRODUCTS	--	0.2	0.1	1.4	--	--	--	--
49	OTHER NON-FERROUS METAL PRODUCTS	0.3	19.9	31.8	8.8	0.4	--	--	0.2
50	BOILERS, TANKS & PLATES	--	--	1.7	183.7	1.9	--	--	--
51	FABRICATED STRUCTURAL METAL PROD.	--	0.1	2.7	635.3	0.4	--	--	1.4
52	OTHER METAL FABRICATED PRODUCTS	11.1	40.9	37.7	598.5	1.3	--	--	24.0
53	AGRICULTURAL MACHINERY	--	--	--	--	--	--	--	--
54	OTHER INDUSTRIAL MACHINERY	--	0.5	1.0	213.6	1.8	0.1	--	--
55	MOTOR VEHICLES	--	--	--	--	--	--	--	--
56	MOTOR VEHICLE PARTS	--	--	0.2	24.8	92.0	--	--	--
57	OTHER TRANSPORT EQUIPMENT	--	--	--	--	104.1	--	--	--
58	APPLIANCES & RECEIVERS, HOUSEHOLD ..	--	0.2	1.0	8.1	--	1.2	--	--
59	OTHER ELECTRICAL PRODUCTS	--	--	8.5	576.2	13.8	57.9	--	0.1
60	CEMENT & CONCRETE PRODUCTS	--	--	0.1	501.0	--	--	--	--
61	OTHER NON-METALLIC MINERAL PROD.	0.1	23.5	15.2	261.0	2.2	--	--	1.3
62	GASOLINE & FUEL OIL	0.3	12.8	1.2	59.9	228.9	3.1	25.7	51.6
63	OTHER PETROLEUM & COAL PROD.	20.6	87.7	1.4	71.5	15.1	0.6	0.6	4.7
64	INDUSTRIAL CHEMICALS	13.0	395.1	39.8	8.1	0.6	1.1	0.2	6.0
65	FERTILIZERS	--	15.6	--	--	--	--	--	--
66	PHARMACEUTICALS	--	23.0	--	0.5	--	--	--	--
67	OTHER CHEMICAL PRODUCTS	44.6	83.6	11.7	85.3	5.8	0.2	--	1.7
68	SCIENTIFIC EQUIPMENT	--	0.3	34.2	23.5	2.1	4.3	--	0.1
69	OTHER MANUFACTURED PRODUCTS	11.5	16.6	37.2	58.8	2.8	0.4	--	2.3
70	RESIDENTIAL CONSTRUCTION	--	--	--	--	--	--	--	--
71	NON-RESIDENTIAL CONSTRUCTION	--	--	--	--	--	--	--	--
72	REPAIR CONSTRUCTION	47.1	22.0	3.9	6.0	208.7	62.1	104.8	7.2
73	PIPELINE TRANSPORTATION	148.7	11.4	0.5	0.3	7.7	0.1	3.5	1.9
74	TRANSPORTATION & STORAGE	3.2	7.8	1.5	127.5	665.6	95.3	4.3	158.0
75	RADIO & TELEVISION BROADCASTING	--	--	--	--	--	15.3	--	--
76	TELEPHONE & TELEGRAPH	2.3	15.4	7.7	21.1	87.4	33.0	5.2	81.9
77	POSTAL SERVICES	1.0	5.3	3.0	2.0	6.4	13.7	3.2	29.9
78	ELECTRIC POWER	14.2	53.0	4.3	5.8	30.7	8.3	30.3	28.2
79	OTHER UTILITIES	2.1	24.5	0.8	0.4	4.1	0.4	7.5	4.0
80	WHOLESALE MARGINS	5.1	75.3	30.1	651.3	110.0	4.8	10.6	57.1
81	RETAIL MARGINS	--	3.3	0.5	89.9	52.1	21.5	2.3	12.9
82	IMPUTED RENT OWNER OCCUP. DWEL.	--	--	--	--	--	--	--	--
83	OTHER FINANCE, INS. REAL ESTATE	24.5	59.6	30.7	224.8	215.3	44.8	50.7	285.6
84	BUSINESS SERVICES	16.4	37.8	12.4	484.1	50.5	34.4	16.0	113.1
85	EDUCATION SERVICES	--	--	--	--	--	--	--	--
86	HEALTH SERVICES	--	--	--	--	--	--	--	--
87	AMUSEMENT & RECREATION SERVICES	--	--	--	--	--	46.3	--	--
88	ACCOMMODATION & FOOD SERVICES	--	--	--	--	36.8	--	--	--
89	OTHER PERSONAL & MISC. SERVICES	3.3	28.5	6.1	230.9	156.1	11.8	11.6	53.3
90	TRANSPORTATION MARGINS	6.9	67.0	14.2	236.6	26.4	1.8	13.6	10.7
91	OPERATING, OFFICE, LAB. & FOOD	44.5	102.4	37.5	227.0	377.2	56.1	48.5	240.0
92	TRAVEL, ADVERTISING & PROMOTION	27.9	193.8	69.9	64.4	89.4	26.5	12.5	322.3
93	NON-COMPETING IMPORTS	--	1.3	1.7	--	--	--	--	--
94	UNALLOCATED IMPORTS & EXPORTS	--	--	--	--	--	--	--	--
95	INDIRECT TAXES	15.5	43.6	17.4	840.2	413.5	83.7	79.1	149.7
96	SUBSIDIES	--	-2.0	-0.1	-0.1	-99.6	-166.3	-24.9	-64.2
97	WAGES & SALARIES	148.7	645.6	364.2	4349.2	2446.5	1031.9	458.8	2550.6
98	SUPPLEMENTARY LABOUR INCOME	11.9	35.2	20.9	216.5	201.2	102.2	31.4	90.2
99	NET INCOME, UNINC. BUSINESS	--	0.5	7.2	434.0	154.9	--	1.8	205.6
100	OTHER OPERATING SURPLUS	72.4	393.1	134.3	882.2	1362.3	907.6	1243.0	1000.8
TOTAL		1862.2	2784.3	1166.1	13998.4	7176.2	2527.1	2228.9	5549.5

NOTE: DETAIL MAY NOT ADD DUE TO ROUNDING.

TABLE 87. USE (INPUT) MATRIX (AGGREGATION - M), 1970 (MILLIONS OF DOLLARS) - CONTINUED

NO.	COMMODITY AGGREGATION - M	RETAIL TRADE	OWNER OCCUPIED DWELLINGS	FINANCE, INS. & REAL EST.	EDUCATION & HEALTH SERVICES	AMUSEMENT & RECREATION SERVICES	SERVICE TO BUSINESS MANAGEMENT	ACCOMMODATION, FOOD SERVICES	PERSONAL & MISC SERVICES
1	GRAINS.....	--	--	--	--	--	--	--	--
2	LIVE ANIMALS.....	241.6	--	--	--	--	--	--	--
3	OTHER AGRICULTURAL PRODUCTS.....	--	--	--	0.1	0.2	--	61.0	1.9
4	FORESTRY PRODUCTS.....	--	--	--	--	--	--	--	--
5	FISH LANDINGS.....	--	--	--	--	--	--	10.5	--
6	HUNTING & TRAPPING PRODUCTS.....	--	--	--	--	--	--	--	--
7	IRON ORES & CONCENTRATES.....	--	--	--	--	--	--	--	--
8	OTHER METAL ORES & CONCENTRATES.....	--	--	--	0.7	--	--	--	--
9	COAL.....	--	--	--	0.9	--	--	--	--
10	CRUDE MINERAL OILS.....	--	--	--	--	--	--	--	--
11	NATURAL GAS.....	13.7	--	8.3	0.4	--	--	1.8	--
12	NON-METALLIC MINERALS.....	--	--	--	--	0.1	--	0.4	--
13	SERVICES INCIDENTAL TO MINING.....	--	--	--	--	--	--	--	--
14	MEAT PRODUCTS.....	3.8	--	--	--	--	--	327.2	--
15	DAIRY PRODUCTS.....	--	--	--	--	--	--	88.6	--
16	FISH PRODUCTS.....	--	--	--	--	--	--	54.8	--
17	FRUITS & VEGETABLES PREPARATIONS.....	--	--	--	--	--	--	40.6	--
18	FEEDS.....	--	--	--	--	0.2	--	--	--
19	FLOUR, WHEAT MEAL & OTHER CEREALS.....	--	--	--	--	--	--	6.6	--
20	BREAKFAST CEREAL & BAKERY PROD.....	--	--	--	--	--	--	51.1	--
21	SUGAR.....	--	--	--	--	--	--	11.1	--
22	MISC. FOOD PRODUCTS.....	--	--	--	--	--	--	21.8	1.8
23	SOFT DRINKS.....	--	--	--	--	--	--	12.9	--
24	ALCOHOLIC BEVERAGES.....	--	--	--	--	--	--	--	--
25	TOBACCO PROCESSED UNMANUFACTURED.....	--	--	--	--	--	--	--	--
26	CIGARETTES & TOBACCO MFG.....	--	--	--	--	--	--	--	--
27	HIRLS & TUBES.....	3.4	--	--	--	--	--	--	--
28	OTHER RUBBER PRODUCTS.....	4.3	--	--	0.2	--	--	--	3.1
29	PLASTIC FABRICATED PRODUCTS.....	7.3	--	--	--	--	--	2.5	--
30	FEATHER & LEATHER PRODUCTS.....	--	--	--	--	0.5	--	--	2.6
31	YARNS & MAN MADE FIBRES.....	--	--	--	--	--	--	--	1.9
32	FABRICS.....	1.2	--	--	0.3	0.5	--	3.0	11.3
33	OTHER TEXTILE PRODUCTS.....	1.1	--	--	10.8	0.2	0.3	25.0	1.1
34	HOSIERY & KNITTED WEAR.....	--	--	--	--	--	--	--	--
35	CLOTHING & ACCESSORIES.....	11.3	--	--	--	--	--	2.3	--
36	LUMBER & TIMBER.....	--	--	--	--	--	0.2	--	--
37	VENEER & PLYWOOD.....	--	--	--	--	--	--	--	--
38	OTHER WOOD FABRICATED MATERIALS.....	3.8	--	--	--	0.5	--	--	17.4
39	FURNITURE & FIXTURES.....	--	--	--	--	--	--	1.3	--
40	PULP.....	--	--	--	--	--	--	--	--
41	NEWSPRINT & OTHER PAPER STOCK.....	10.8	--	--	0.1	--	2.6	--	0.5
42	PAPER PRODUCTS.....	118.1	--	--	--	--	0.6	41.3	3.5
43	PRINTING & PUBLISHING.....	8.2	--	19.3	4.1	0.9	3.3	--	--
44	ADVERTISING, PRINT MEDIA.....	--	--	--	--	--	--	--	--
45	IRON & STEEL PRODUCTS.....	--	--	--	--	--	--	--	--
46	ALUMINUM PRODUCTS.....	--	--	--	--	--	--	--	--
47	COPPER & COPPER ALLOY PRODUCTS.....	--	--	--	--	--	--	--	--
48	NICKEL PRODUCTS.....	--	--	--	--	--	--	--	--
49	OTHER NON FERROUS METAL PRODUCTS.....	--	--	--	--	--	--	--	3.3
50	BOILERS, TANKS & PLATES.....	--	--	--	--	--	--	--	--
51	FABRICATED STRUCTURAL METAL PROD.....	--	--	--	--	--	--	--	--
52	OTHER METAL FABRICATED PRODUCTS.....	16.5	--	--	--	1.7	--	0.5	4.0
53	AGRICULTURAL MACHINERY.....	--	--	--	--	--	--	--	--
54	OTHER INDUSTRIAL MACHINERY.....	--	--	--	--	--	--	0.1	--
55	MOTOR VEHICLES.....	--	--	--	--	--	--	--	--
56	MOTOR VEHICLE PARTS.....	--	--	--	--	--	--	--	--
57	OTHER TRANSPORT EQUIPMENT.....	--	--	--	--	--	--	--	--
58	APPLIANCES & RECEIVERS, HOUSEHOLD.....	--	--	--	0.1	--	--	--	0.4
59	OTHER ELECTRICAL PRODUCTS.....	--	--	--	0.2	--	--	--	--
60	CEMENT & CONCRETE PRODUCTS.....	--	--	--	--	--	--	--	--
61	OTHER NON-METALLIC MINERAL PROD.....	1.5	--	--	0.3	0.1	--	7.7	--
62	GASOLINE & FUEL OIL.....	40.8	--	16.8	6.3	2.3	5.6	20.1	10.8
63	OTHER PETROLEUM & COAL PROD.....	2.6	--	0.2	0.8	0.1	0.5	0.9	2.0
64	INDUSTRIAL CHEMICALS.....	7.9	--	--	2.1	0.2	--	0.1	11.7
65	FERTILIZERS.....	--	--	--	--	--	--	0.1	--
66	PHARMACEUTICALS.....	--	--	--	26.0	--	--	--	--
67	OTHER CHEMICAL PRODUCTS.....	--	--	--	0.4	--	0.2	1.3	43.6
68	SCIENTIFIC EQUIPMENT.....	0.4	--	--	27.6	10.1	1.2	--	14.6
69	OTHER MANUFACTURED PRODUCTS.....	4.8	--	--	6.0	11.8	0.4	3.6	2.7
70	RESIDENTIAL CONSTRUCTION.....	--	--	--	--	--	--	--	--
71	NON-RESIDENTIAL CONSTRUCTION.....	--	--	--	--	--	--	--	--
72	REPAIR CONSTRUCTION.....	54.2	790.1	366.3	1.9	4.9	--	10.4	0.7
73	PIPELINE TRANSPORTATION.....	10.3	--	6.0	0.5	--	--	1.4	0.1
74	TRANSPORTATION & STORAGE.....	72.8	--	0.9	2.5	3.4	4.2	7.7	4.8
75	RADIO & TELEVISION BROADCASTING.....	--	--	--	--	--	--	--	--
76	TELEPHONE & TELEGRAPH.....	75.3	--	147.5	40.0	4.6	44.7	22.7	8.5
77	POSTAL SERVICES.....	81.1	--	50.4	7.2	0.5	10.2	0.8	1.1
78	ELECTRIC POWER.....	110.2	--	47.2	3.8	8.6	4.9	29.4	9.9
79	OTHER UTILITIES.....	22.5	--	23.7	1.6	0.1	0.2	5.9	0.4
80	WHOLESALE MARGINS.....	30.2	--	6.1	10.2	2.9	2.9	55.3	17.8
81	RETAIL MARGINS.....	12.9	--	4.0	1.9	0.3	2.6	34.0	4.7
82	IMPLIED RENT OWNER OCCUP. DWEL.....	--	--	--	--	--	--	--	--
83	OTHER FINANCE, INS. REAL ESTATE.....	568.1	55.1	901.2	55.2	71.9	135.7	130.8	54.3
84	BUSINESS SERVICES.....	67.1	--	226.4	21.5	8.4	107.6	26.5	6.7
85	EDUCATION SERVICES.....	--	--	--	--	--	--	--	--
86	HEALTH SERVICES.....	--	--	4.9	--	--	--	--	--
87	AMUSEMENT & RECREATION SERVICES.....	--	--	--	0.2	57.0	3.4	28.3	--
88	ACCOMMODATION & FOOD SERVICES.....	--	--	--	--	--	--	3.3	--
89	OTHER PERSONAL & MISC. SERVICES.....	46.1	--	60.5	40.6	15.2	47.2	31.9	17.1
90	TRANSPORTATION MARGINS.....	13.1	--	1.6	2.8	0.8	0.8	22.0	5.5
91	OPERATING, OFFICE, LAB. & FOOD.....	353.2	--	326.3	90.9	77.5	173.9	122.2	86.6
92	TRAVEL, ADVERTISING & PROMOTION.....	282.5	--	291.4	16.8	42.2	105.9	66.5	19.8
93	NON-COMPETING IMPORTS.....	3.2	--	--	--	--	--	5.7	--
94	UNALLOCATED IMPORTS & EXPORTS.....	--	--	--	--	--	--	--	--
95	INDIRECT TAXES.....	229.2	1422.9	1230.8	21.8	25.7	26.9	104.1	32.6
96	SUBSIDIES.....	-0.4	-62.6	-43.5	--	--	--	--	--
97	WAGES & SALARIES.....	3500.3	--	2381.8	365.7	169.4	1055.4	1126.5	411.4
98	SUPPLEMENTARY LABOUR INCOME.....	123.7	--	167.1	12.7	5.0	29.9	31.7	11.9
99	NET INCOME, UNINC. BUSINESS.....	669.1	997.7	635.8	909.6	47.9	598.3	321.9	225.3
100	OTHER OPERATING SURPLUS.....	1048.0	1957.7	2534.0	67.1	118.0	341.8	419.4	106.0
TOTAL.....		7876.2	5160.9	9415.7	1762.1	693.6	2711.6	3408.4	1163.4

NOTE: DETAIL MAY NOT ADD DUE TO ROUNDING.

TABLE 87. USE (INPUT) MATRIX (AGGREGATION - M). 1970 (MILLIONS OF DOLLARS) - CONCLUDED

NO.	COMMODITY AGGREGATION - M	TRANS. MARGINS	OPERATING OFFICE LAB & FOOD	TRAVEL PROMOTION, ADVTG.	TOTAL INDUSTRIES
1	GRAINS.....	358.2
2	LIVE ANIMALS.....	..	3.3	..	1615.4
3	OTHER AGRICULTURAL PRODUCTS.....	..	38.0	..	1291.0
4	FORESTRY PRODUCTS.....	1295.4
5	FISH LANDINGS.....	..	1.7	..	172.4
6	HUNTING & TRAPPING PRODUCTS.....	12.5
7	IRON ORES & CONCENTRATES.....	159.5
8	OTHER METAL ORES & CONCENTRATES.....	1544.9
9	COAL.....	219.3
10	CRUDE MINERAL OILS.....	1158.5
11	NATURAL GAS.....	93.5
12	NON-METALLIC MINERALS.....	..	0.4	..	267.4
13	SERVICES INCIDENTAL TO MINING.....	257.4
14	MEAT PRODUCTS.....	..	85.7	..	941.4
15	DAIRY PRODUCTS.....	..	53.5	..	327.3
16	FISH PRODUCTS.....	..	4.5	..	88.7
17	FRUITS & VEGETABLES PREPARATIONS.....	..	25.0	..	136.7
18	FEEDS.....	643.3
19	FLOUR, WHEAT, MEAL & OTHER CEREALS.....	..	3.7	..	133.5
20	BREAKFAST CEREAL & BAKERY PROD.....	..	32.6	..	86.0
21	SUGAR.....	..	5.3	..	118.1
22	MISC. FOOD PRODUCTS.....	..	19.4	..	339.6
23	SOFT DRINKS.....	..	12.6	..	56.9
24	ALCOHOLIC BEVERAGES.....	43.1	51.9
25	TOBACCO PROCESSED UNMANUFACTURED.....	122.1
26	CIGARETTES & TOBACCO MFG.....	11.2
27	TIRES & TUBES.....	..	134.6	2.7	301.6
28	OTHER RUBBER PRODUCTS.....	..	29.3	0.9	222.0
29	PLASTIC FABRICATED PRODUCTS.....	..	74.3	..	994.2
30	LEATHER & LEATHER PRODUCTS.....	..	10.2	..	114.9
31	YARNS & MAN MADE FIBRES.....	458.9
32	FABRICS.....	850.0
33	OTHER TEXTILE PRODUCTS.....	..	37.6	..	363.1
34	HOSIERY & KNITTED WEAR.....	3.5
35	CLOTHING & ACCESSORIES.....	..	13.3	..	172.7
36	LUMBER & TIMBER.....	..	2.6	..	412.9
37	VENEER & PLYWOOD.....	233.5
38	OTHER WOOD FABRICATED MATERIALS.....	..	0.7	..	615.4
39	FURNITURE & FIXTURES.....	54.5
40	PULP.....	144.8
41	NEWSPRINT & OTHER PAPER STOCK.....	..	8.6	..	855.8
42	PAPER PRODUCTS.....	..	258.3	1.9	1088.7
43	PRINTING & PUBLISHING.....	..	348.2	212.8	799.4
44	ADVERTISING, PRINT MEDIA.....	464.6	464.6
45	IRON & STEEL PRODUCTS.....	..	10.9	..	2164.8
46	ALUMINUM PRODUCTS.....	341.3
47	COPPER & COPPER ALLOY PRODUCTS.....	..	1.9	..	536.1
48	NICKEL PRODUCTS.....	51.1
49	OTHER NON FERROUS METAL PRODUCTS.....	..	8.3	..	369.7
50	BOILERS, TANKS & PLATES.....	..	3.2	..	218.1
51	FABRICATED STRUCTURAL METAL PROD.....	872.5
52	OTHER METAL FABRICATED PRODUCTS.....	..	367.2	..	2172.0
53	AGRICULTURAL MACHINERY.....	..	2.2	..	77.9
54	OTHER INDUSTRIAL MACHINERY.....	..	855.6	..	1449.3
55	MOTOR VEHICLES.....	50.8
56	MOTOR VEHICLE PARTS.....	..	412.8	33.9	2536.1
57	OTHER TRANSPORT EQUIPMENT.....	..	1.1	..	297.0
58	APPLIANCES & RECEIVERS, HOUSEHOLD.....	..	5.3	..	120.1
59	OTHER ELECTRICAL PRODUCTS.....	..	238.2	4.2	1591.9
60	CEMENT & CONCRETE PRODUCTS.....	612.1
61	OTHER NON-METALLIC MINERAL PROD.....	..	29.5	..	711.5
62	GASOLINE & FUEL OIL.....	41.7	888.8
63	OTHER PETROLEUM & COAL PROD.....	..	3.0	2.6	366.3
64	INDUSTRIAL CHEMICALS.....	..	87.2	..	1262.3
65	FERTILIZERS.....	..	6.6	..	74.2
66	PHARMACEUTICALS.....	..	18.5	..	99.9
67	OTHER CHEMICAL PRODUCTS.....	..	199.4	2.0	858.4
68	SCIENTIFIC EQUIPMENT.....	..	146.4	..	305.7
69	OTHER MANUFACTURED PRODUCTS.....	..	60.3	57.9	412.5
70	RESIDENTIAL CONSTRUCTION.....
71	NON-RESIDENTIAL CONSTRUCTION.....
72	REPAIR CONSTRUCTION.....	2051.4
73	PIPELINE TRANSPORTATION.....	229.4
74	TRANSPORTATION & STORAGE.....	2997.1	..	449.4	4963.7
75	RADIO & TELEVISION BROADCASTING.....	247.6	262.9
76	TELEPHONE & TELEGRAPH.....	803.3
77	POSTAL SERVICES.....	266.2
78	ELECTRIC POWER.....	879.5
79	OTHER UTILITIES.....	181.2
80	WHOLESALE MARGINS.....	..	637.1	43.0	3086.1
81	RETAIL MARGINS.....	..	243.5	46.9	614.1
82	IMPUTED RENT OWNER OCCPD DWEL.....
83	OTHER FINANCE, INS, REAL ESTATE.....	4179.3
84	BUSINESS SERVICES.....	303.5	2153.0
85	EDUCATION SERVICES.....
86	HEALTH SERVICES.....	4.9
87	AMUSEMENT & RECREATION SERVICES.....	51.4	186.6
88	ACCOMMODATION & FOOD SERVICES.....	577.6	617.8
89	OTHER PERSONAL & MISC SERVICES.....	..	929.6	61.9	2020.3
90	TRANSPORTATION MARGINS.....	..	149.3	13.5	1521.8
91	OPERATING OFFICE LAB & FOOD.....	4553.6
92	TRAVEL, ADVERTISING & PROMOTION.....	2657.8
93	NON-COMPETING IMPORTS.....	..	4.1	..	280.2
94	UNALLOCATED IMPORTS & EXPORTS.....	..	56.3	142.3	198.6
95	INDIRECT TAXES.....	..	525.4	228.0	6363.2
96	SUBSIDIES.....	707.0
97	WAGES & SALARIES.....	33263.1
98	SUPPLEMENTARY LABOUR INCOME.....	1830.0
99	NET INCOME UNINC. BUSINESS.....	6672.5
100	OTHER OPERATING SURPLUS.....	19977.9
TOTAL.....		2997.1	6286.1	3033.6	136592.6

NOTE: DETAIL MAY NOT ADD DUE TO ROUNDING.

TABLE 88. FINAL DEMAND MATRIX (AGGREGATION - M), 1970 (MILLIONS OF DOLLARS)

NO.	COMMODITY AGGREGATION - M	CONS. EXP. DURABLE	CONS. EXP. SEMI DURABLE	CONS. EXP. NON- DURABLE	CONS. EXP. SERVICES	CONS. TRUCTION, BUSINESS	CONS. TRUCTION, GOVERNMENT	MACHINERY, EQUIPMENT BUSINESS	MACHINERY, EQUIPMENT GOVERNMENT
1	GRAINS.....
2	LIVE ANIMALS.....	..	12.8	77.2
3	OTHER AGRICULTURAL PRODUCTS.....	641.6	17.2
4	FORESTRY PRODUCTS.....	24.0
5	FISH LANDINGS.....	11.7
6	HUNTING & TRAPPING PRODUCTS.....
7	IRON ORES & CONCENTRATES.....
8	OTHER METAL ORES & CONCENTRATES.....
9	COAL.....	7.0	0.7
10	CRUDE MINERAL OILS.....
11	NATURAL GAS.....	63.0	11.9
12	NON-METALLIC MINERALS.....	..	2.7	8.2
13	SERVICES INCIDENTAL TO MINING.....	147.5
14	MEAT PRODUCTS.....	1750.0
15	DAIRY PRODUCTS.....	954.5
16	FISH PRODUCTS.....	82.1
17	FRUITS & VEGETABLES PREPARATIONS.....	538.6
18	FEEDS.....	63.4
19	FLOUR, WHEAT, MEAL & OTHER CEREALS.....	38.0
20	BREAKFAST CEREAL & BAKERY PROD.....	615.4
21	SUGAR.....	75.7
22	MISC. FOOD PRODUCTS.....	738.1
23	SOFT DRINKS.....	297.1
24	ALCOHOLIC BEVERAGES.....	645.8
25	TOBACCO PROCESSED UNMANUFACTURED.....
26	CIGARETTES & TOBACCO MFG.....	368.3
27	TIRES & TUBES.....	99.6	0.2	..
28	OTHER RUBBER PRODUCTS.....	4.8	55.6	2.7	8.0	1.7
29	PLASTIC FABRICATED PRODUCTS.....	1.4	26.7	11.1
30	LEATHER & LEATHER PRODUCTS.....	..	388.1
31	YARNS & MAN MADE FIBRES.....	..	28.4
32	FABRICS.....	..	87.5
33	OTHER TEXTILE PRODUCTS.....	174.8	177.9	56.4	7.6	0.6
34	HOSIERY & KNITTED WEAR.....	..	481.8
35	CLOTHING & ACCESSORIES.....	..	1184.9
36	LUMBER & TIMBER.....	..	9.2
37	VENEER & PLYWOOD.....	..	10.2
38	OTHER WOOD FABRICATED MATERIALS.....	21.0	3.9	0.4	14.2	0.2
39	FURNITURE & FIXTURES.....	465.8	15.3	158.5	26.8
40	PULP.....
41	NEWSPRINT & OTHER PAPER STOCK.....	..	2.5	1.4
42	PAPER PRODUCTS.....	..	12.3	187.7
43	PRINTING & PUBLISHING.....	..	413.9	..	25.6
44	ADVERTISING, PRINT MEDIA.....
45	IRON & STEEL PRODUCTS.....
46	ALUMINUM PRODUCTS.....
47	COPPER & COPPER ALLOY PRODUCTS.....
48	NICKEL PRODUCTS.....
49	OTHER NON FERROUS METAL PRODUCTS.....	..	3.7	47.0	..
50	BOILERS, TANKS & PLATES.....	59.8	1.6
51	FABRICATED STRUCTURAL METAL PROD.....	..	1.7	1.5	0.6
52	OTHER METAL FABRICATED PRODUCTS.....	28.9	106.2	9.8	99.7	13.3
53	AGRICULTURAL MACHINERY.....	5.5	289.2	2.2
54	OTHER INDUSTRIAL MACHINERY.....	23.2	21.3	1851.5	52.4
55	MOTOR VEHICLES.....	1438.8	39.7	..	582.5	46.4
56	MOTOR VEHICLE PARTS.....	177.1	30.6	1.6
57	OTHER TRANSPORT EQUIPMENT.....	157.7	456.2	34.7
58	APPLIANCES & RECEIVERS, HOUSEHOLD.....	698.5	98.1	4.9
59	OTHER ELECTRICAL PRODUCTS.....	40.6	55.9	805.5	11.9
60	CEMENT & CONCRETE PRODUCTS.....	..	2.3
61	OTHER NON-METALLIC MINERAL PROD.....	..	54.4	15.3	0.1
62	GASOLINE & FUEL OIL.....	721.7	11.3
63	OTHER PETROLEUM & COAL PROD.....	..	0.9	38.2	0.4
64	INDUSTRIAL CHEMICALS.....	1.9	0.6	2.3
65	FERTILIZERS.....	2.2
66	PHARMACEUTICALS.....	223.3
67	OTHER CHEMICAL PRODUCTS.....	9.3	67.0	368.4
68	SCIENTIFIC EQUIPMENT.....	151.5	51.0	47.0	181.4	68.6
69	OTHER MANUFACTURED PRODUCTS.....	292.3	179.4	20.0	7.3	23.5	2.5
70	RESIDENTIAL CONSTRUCTION.....	3122.8	15.0
71	NON-RESIDENTIAL CONSTRUCTION.....	5181.2	2823.4
72	REPAIR CONSTRUCTION.....	32.3
73	PIPELINE TRANSPORTATION.....	49.6	1.1
74	TRANSPORTATION & STORAGE.....	1033.9
75	RADIO & TELEVISION BROADCASTING.....	54.4
76	TELEPHONE & TELEGRAPH.....	689.7
77	POSTAL SERVICES.....	113.9
78	ELECTRIC POWER.....	748.4	18.5
79	OTHER UTILITIES.....	139.3	192.3
80	WHOLESALE MARGINS.....	456.9	295.4	831.6	7.1	6.0	..	616.7	24.3
81	RETAIL MARGINS.....	1332.3	1706.4	2621.2	10.7	3.8	..	132.7	8.9
82	IMPUTED RENT OWNER OCPD, DWEL.....	5160.9
83	OTHER FINANCE, INS. REAL ESTATE.....	5261.3	434.0
84	BUSINESS SERVICES.....	261.8
85	EDUCATION SERVICES.....	229.4
86	HEALTH SERVICES.....	935.5
87	AMUSEMENT & RECREATION SERVICES.....	524.4
88	ACCOMMODATION & FOOD SERVICES.....	2966.9
89	OTHER PERSONAL & MISC. SERVICES.....	558.2	58.5	..	1063.7
90	TRANSPORTATION MARGINS.....	81.6	112.6	241.7	1.9	0.8	..	115.5	6.4
91	OPERATING, OFFICE, LAB. & FOOD.....	243.4
92	TRAVEL, ADVERTISING & PROMOTION.....	71.0
93	NON-COMPETING IMPORTS.....	110.4
94	UNALLOCATED IMPORTS & EXPORTS.....	126.0
95	INDIRECT TAXES.....	767.1	597.8	2683.4	250.2	4.6	..	476.3	25.3
96	SUBSIDIES.....
97	WAGES & SALARIES.....	1658.1
98	SUPPLEMENTARY LABOUR INCOME.....	77.7
99	NET INCOME, UNINC. BUSINESS.....
100	OTHER OPERATING SURPLUS.....	126.1
TOTAL.....		6988.7	6228.6	16118.1	21186.7	8940.5	2838.4	9957.5	335.0

NOTE: DETAIL MAY NOT ADD DUE TO ROUNDING.

TABLE 88. FINAL DEMAND MATRIX (AGGREGATION - M), 1970 (MILLIONS OF DOLLARS) - CONCLUDED

NO.	COMMODITY AGGREGATION - M	INVENTORIES	DOMESTIC EXPORTS	RE-EXPORTS	IMPORTS	GOVT GROSS CURRENT EXPEND.	GOVT SALE OF GOOD & SERVICES	FINAL EXPEND. ON GDP
1	GRAINS.....	-361.5	647.0	0.1	-31.5	--	-0.2	254.0
2	LIVE ANIMALS.....	120.3	66.5	0.4	-34.1	--	-4.0	239.2
3	OTHER AGRICULTURAL PRODUCTS.....	99.9	196.5	3.1	-326.3	15.5	-3.2	644.2
4	FORESTRY PRODUCTS.....	0.2	63.2	0.1	-31.1	--	--	56.5
5	FISH LANDINGS.....	0.2	47.8	0.2	-28.1	--	-0.2	31.7
6	HUNTING & TRAPPING PRODUCTS.....	0.2	13.9	0.5	-11.8	--	--	2.7
7	IRON ORES & CONCENTRATES.....	-50.9	434.8	--	-33.0	--	--	351.0
8	OTHER METAL ORES & CONCENTRATES.....	44.3	597.2	0.5	-241.2	--	--	400.7
9	COAL.....	25.8	31.2	0.1	-200.3	5.1	-24.3	-154.8
10	CRUDE MINERAL OILS.....	1.5	649.1	--	-539.1	--	--	111.4
11	NATURAL GAS.....	0.8	118.7	--	-5.1	11.1	--	200.4
12	NON-METALLIC MINERALS.....	15.7	275.4	3.6	-108.5	31.9	-0.1	218.9
13	SERVICES INCIDENTAL TO MINING.....	--	--	--	--	--	--	147.5
14	MEAT PRODUCTS.....	26.3	161.7	15.5	-170.4	--	-1.4	1781.7
15	DAIRY PRODUCTS.....	9.5	51.0	0.5	-25.1	--	--	990.4
16	FISH PRODUCTS.....	11.4	204.7	0.9	-32.0	--	--	267.1
17	FRUITS & VEGETABLES PREPARATIONS.....	11.5	40.6	1.3	-154.3	--	--	437.6
18	FEEDS.....	3.2	55.2	--	-40.8	--	--	81.0
19	FLOUR,WHEAT,MEAL & OTHER CEREALS.....	2.0	60.2	--	-11.3	--	--	89.0
20	BREAKFAST CEREAL & BAKERY PROD.....	16.0	15.7	--	-15.3	--	--	631.8
21	SUGAR.....	1.8	1.9	--	-2.6	--	--	76.8
22	MISC. FOOD PRODUCTS.....	27.1	52.2	10.9	-202.1	--	--	626.1
23	SOFT DRINKS.....	6.0	1.2	--	-3.4	--	--	300.9
24	ALCOHOLIC BEVERAGES.....	26.4	189.1	0.5	-119.2	--	--	742.6
25	TOBACCO PROCESSED UNMANUFACTURED.....	15.8	55.6	--	-5.5	--	--	65.9
26	CIGARETTES & TOBACCO MFG.....	8.7	3.4	--	-8.4	--	--	372.2
27	TIRES & TUBES.....	5.0	17.1	1.5	-65.2	--	--	58.3
28	OTHER RUBBER PRODUCTS.....	-1.7	15.1	0.8	-115.9	--	--	-28.8
29	PLASTIC FABRICATED PRODUCTS.....	10.2	21.3	1.8	-114.9	--	--	-42.3
30	LEATHER & LEATHER PRODUCTS.....	-2.6	20.6	0.9	-131.4	--	--	275.8
31	YARNS & MAN MADE FIBRES.....	0.9	27.3	1.3	-133.1	0.1	--	-75.1
32	FABRICS.....	-11.6	29.2	3.6	-357.0	0.3	--	-248.1
33	OTHER TEXTILE PRODUCTS.....	-10.4	28.6	1.1	-154.2	18.5	--	300.8
34	HOSIERY & KNITTED WEAR.....	5.0	9.9	0.8	-92.1	0.3	--	405.7
35	CLOTHING & ACCESSORIES.....	10.5	66.9	2.1	-136.9	13.8	-1.3	1139.9
36	LUMBER & TIMBER.....	5.4	628.2	0.2	-41.7	--	-2.5	598.8
37	VENUEER & PLYWOOD.....	-11.2	69.2	0.1	-37.5	--	--	30.8
38	OTHER WOOD FABRICATED MATERIALS.....	19.2	71.9	1.4	-33.4	--	--	98.7
39	FURNITURE & FIXTURES.....	-2.2	35.0	1.0	-57.5	3.8	-0.1	646.4
40	PULP.....	12.8	771.8	--	-10.2	--	--	774.4
41	NEWSPRINT & OTHER PAPER STOCK.....	3.9	1146.3	0.2	-66.9	--	--	1087.3
42	PAPER PRODUCTS.....	15.2	42.6	1.7	-131.5	--	--	128.0
43	PRINTING & PUBLISHING.....	1.2	32.1	5.9	-283.1	75.7	-8.9	262.3
44	ADVERTISING,PRINT MEDIA.....	--	--	--	--	--	-0.1	-0.1
45	IRON & STEEL PRODUCTS.....	19.2	339.7	3.8	-379.7	--	--	-17.0
46	ALUMINUM PRODUCTS.....	16.3	447.3	1.5	-81.9	--	--	383.1
47	COPPER & COPPER ALLOY PRODUCTS.....	-15.6	485.1	1.2	-43.3	--	--	427.3
48	NICKEL PRODUCTS.....	-4.6	693.2	32.3	-45.1	--	--	675.7
49	OTHER NON FERROUS METAL PRODUCTS.....	-36.0	391.9	6.7	-131.5	--	--	167.8
50	BOILERS, TANKS & PLATES.....	1.6	19.2	0.7	-28.0	--	--	54.8
51	FABRICATED STRUCTURAL METAL PROD.....	20.3	52.8	1.4	-84.8	--	--	-6.4
52	OTHER METAL FABRICATED PRODUCTS.....	1.6	137.8	15.8	-552.2	24.8	--	-114.4
53	AGRICULTURAL MACHINERY.....	-0.7	156.7	11.6	-322.8	--	--	141.7
54	OTHER INDUSTRIAL MACHINERY.....	-234.8	421.5	67.3	-1931.9	27.4	-0.8	299.0
55	MOTOR VEHICLES.....	-173.5	2268.8	5.7	-1242.7	21.2	-0.1	2986.9
56	MOTOR VEHICLE PARTS.....	-85.3	990.6	38.4	-2125.1	--	-0.1	-972.2
57	OTHER TRANSPORT EQUIPMENT.....	11.4	573.4	51.5	-536.8	188.8	-0.4	936.5
58	APPLIANCES & RECEIVERS,HOUSEHOLD.....	-50.1	56.2	2.4	-311.9	--	--	498.1
59	OTHER ELECTRICAL PRODUCTS.....	-36.1	408.3	28.9	-712.9	44.8	--	646.9
60	CEMENT & CONCRETE PRODUCTS.....	11.1	17.8	0.1	-4.8	--	--	26.6
61	OTHER NON-METALLIC MINERAL PROD.....	19.6	65.6	1.6	-229.0	--	--	-72.3
62	GASOLINE & FUEL OIL.....	-45.7	33.8	2.3	-171.3	100.2	--	652.3
63	OTHER PETROLEUM & COAL PROD.....	3.1	51.3	0.1	-82.3	4.8	-13.4	3.3
64	INDUSTRIAL CHEMICALS.....	5.7	245.0	4.0	-441.9	21.1	-3.7	-165.1
65	FERTILIZERS.....	6.2	126.4	--	-20.3	--	--	114.5
66	PHARMACEUTICALS.....	16.7	24.7	6.2	-87.8	83.2	-0.3	266.2
67	OTHER CHEMICAL PRODUCTS.....	14.1	92.2	4.2	-270.4	13.6	--	298.3
68	SCIENTIFIC EQUIPMENT.....	4.0	93.6	27.5	-589.3	73.7	-8.5	100.5
69	OTHER MANUFACTURED PRODUCTS.....	22.3	68.4	10.4	-347.7	--	-2.8	275.6
70	RESIDENTIAL CONSTRUCTION.....	--	--	--	--	--	--	3137.8
71	NON-RESIDENTIAL CONSTRUCTION.....	--	--	--	--	30.1	--	8034.7
72	REPAIR CONSTRUCTION.....	--	--	--	--	576.2	--	608.5
73	PIPELINE TRANSPORTATION.....	--	223.2	--	-39.0	7.5	--	242.4
74	TRANSPORTATION & STORAGE.....	--	468.8	--	-94.1	252.5	-58.7	1602.3
75	RADIO & TELEVISION BROADCASTING.....	--	8.4	--	-10.2	--	--	52.6
76	TELEPHONE & TELEGRAPH.....	--	13.0	--	-14.0	130.3	-0.5	818.5
77	POSTAL SERVICES.....	--	8.0	--	-4.5	37.6	--	155.0
78	ELECTRIC POWER.....	--	33.9	--	-12.4	174.4	-2.7	960.1
79	OTHER UTILITIES.....	--	--	--	--	50.4	-204.1	177.9
80	WHOLESALE MARGINS.....	--	650.6	20.5	-105.9	62.5	--	2865.8
81	RETAIL MARGINS.....	--	--	--	--	21.9	--	5837.9
82	IMPLIED RENT OWNER OCPD, DWEL.....	--	--	--	--	--	--	5160.9
83	OTHER FINANCIALS,REAL ESTATE.....	--	78.5	--	-313.3	286.5	-201.8	5545.1
84	BUSINESS SERVICES.....	--	142.0	--	-370.5	354.0	-39.7	347.6
85	EDUCATION SERVICES.....	--	--	--	--	135.7	-167.3	197.8
86	HEALTH SERVICES.....	--	--	--	--	882.1	-258.9	1558.7
87	AMUSEMENT & RECREATION SERVICES.....	--	--	--	--	10.4	-69.1	465.7
88	ACCOMMODATION & FOOD SERVICES.....	--	--	--	--	--	-20.3	2946.6
89	OTHER PERSONAL & MISC. SERVICES.....	--	3.6	--	-16.8	269.6	-265.1	1671.7
90	TRANSPORTATION MARGINS.....	--	882.9	6.5	--	25.4	--	1475.4
91	OPERATING, OFFICE, LAB. & FOOD.....	--	--	--	--	1409.0	--	1652.4
92	TRAVEL, ADVERTISING & PROMOTION.....	--	--	--	--	304.8	--	375.8
93	NON-COMPETING IMPORTS.....	0.7	--	0.1	-391.4	--	--	-280.2
94	UNALLOCATED IMPORTS & EXPORTS.....	--	1745.3	--	-2069.9	--	--	-198.6
95	INDIRECT TAXES.....	--	0.7	--	802.0	84.3	--	5691.7
96	SUBSIDIES.....	--	--	--	--	--	--	--
97	WAGES & SALARIES.....	--	--	--	--	10013.7	--	11671.9
98	SUPPLEMENTARY LABOUR INCOME.....	--	--	--	--	846.8	--	924.6
99	NET INCOME,INNC. BUSINESS.....	--	--	--	--	--	--	--
100	OTHER OPERATING SURPLUS.....	--	--	--	--	1220.9	--	1347.0
TOTAL.....		-396.4	19589.0	415.6	-17758.9	17956.5	-1364.5	87034.8

NOTE: DETAIL MAY NOT ADD DUE TO ROUNDING.

TABLE 89. IMPACT (INVERSE) MATRIX (AGGREGATION - M), 1970

NO.	COMMODITY AGGREGATION - M	AGRICUL- TURE	FOREST- RY	FISHING, HUNTING & TRAPPING	METAL MINES	MINERAL FUELS	NON-METAL MINES & QUARRIES	SERVICES INCIDENTAL TO MINING	FOOD & BEVERAGE INDUSTRIES
1	GRAINS.....	1.0758	0.0031	0.0021	0.0024	0.0167	0.0072	0.0010	0.1360
2	LIVE ANIMALS.....	1.0770	0.0031	0.0021	0.0024	0.0167	0.0072	0.0010	0.1343
3	OTHER AGRICULTURAL PRODUCTS.....	1.0664	0.0079	0.0022	0.0024	0.0166	0.0072	0.0010	0.1393
4	FORESTRY PRODUCTS.....	0.0407	1.0527	0.0003	0.0029	0.0092	0.0009	0.0007	0.0163
5	FISH LANDINGS.....	0.0017	0.0040	1.0068	0.0029	0.0181	0.0019	0.0009	0.0034
6	HUNTING & TRAPPING PRODUCTS.....	0.0017	0.0040	1.0068	0.0029	0.0181	0.0019	0.0009	0.0034
7	IRON ORES & CONCENTRATES.....	0.0036	0.0020	0.0002	0.9988	0.0063	0.0053	0.0455	0.0085
8	OTHER METAL ORES & CONCENTRATES.....	0.0036	0.0021	0.0002	0.9571	0.0066	0.0053	0.0436	0.0085
9	COAL.....	0.0022	0.0021	0.0001	0.0076	1.0045	0.0012	0.0408	0.0048
10	CRUDE MINERAL OILS.....	0.0022	0.0021	0.0001	0.0077	1.0041	0.0012	0.0407	0.0048
11	NATURAL GAS.....	0.0022	0.0021	0.0001	0.0076	1.0044	0.0012	0.0408	0.0048
12	NON-METALLIC MINERALS.....	0.0051	0.0045	0.0003	0.0142	0.0890	0.0849	0.0114	0.0131
13	SERVICES INCIDENTAL TO MINING.....	0.0039	0.0020	0.0002	0.1132	0.0067	0.0104	0.8904	0.0090
14	MEAT PRODUCTS.....	0.3020	0.0079	0.0163	0.0029	0.0092	0.0036	0.0006	1.0648
15	DAIRY PRODUCTS.....	0.3150	0.0084	0.0185	0.0031	0.0094	0.0037	0.0006	1.2067
16	FISH PRODUCTS.....	0.3143	0.0084	0.0185	0.0031	0.0094	0.0037	0.0006	1.2093
17	FRUITS & VEGETABLES PREPARATIONS.....	0.3138	0.0084	0.0185	0.0031	0.0094	0.0038	0.0006	1.2073
18	FEEDS.....	0.3089	0.0084	0.0182	0.0031	0.0094	0.0038	0.0006	1.1882
19	FLOUR, WHEAT MEAL & OTHER CEREALS.....	0.3149	0.0084	0.0185	0.0031	0.0094	0.0037	0.0006	1.2114
20	BREAKFAST CEREAL & BAKERY PROD.....	0.3127	0.0084	0.0184	0.0031	0.0093	0.0037	0.0006	1.2029
21	SUGAR.....	0.3149	0.0084	0.0185	0.0031	0.0094	0.0037	0.0006	1.2114
22	MISC. FOOD PRODUCTS.....	0.3189	0.0084	0.0182	0.0031	0.0095	0.0038	0.0006	1.3901
23	SOFT DRINKS.....	0.3149	0.0084	0.0185	0.0031	0.0094	0.0037	0.0006	1.2114
24	ALCOHOLIC BEVERAGES.....	0.3149	0.0084	0.0185	0.0031	0.0094	0.0037	0.0006	1.2114
25	TOBACCO PROCESSED UNMANUFACTURED.....	0.3194	0.0172	0.0008	0.0021	0.0075	0.0027	0.0005	0.0513
26	CIGARETTES & TOBACCO MFG.....	0.3191	0.0172	0.0008	0.0021	0.0075	0.0027	0.0005	0.0513
27	TIRES & TUBES.....	0.0050	0.0077	0.0003	0.0041	0.0070	0.0035	0.0006	0.0138
28	OTHER RUBBER PRODUCTS.....	0.0056	0.0080	0.0003	0.0052	0.0069	0.0037	0.0006	0.0156
29	PLASTIC FABRICATED PRODUCTS.....	0.0054	0.0192	0.0003	0.0075	0.0073	0.0038	0.0007	0.0137
30	LEATHER & LEATHER PRODUCTS.....	0.0190	0.0065	0.0011	0.0034	0.0041	0.0014	0.0004	0.0632
31	YARNS & MAN MADE FIBRES.....	0.0054	0.0054	0.0003	0.0030	0.0058	0.0021	0.0004	0.0128
32	FABRICS.....	0.0049	0.0054	0.0003	0.0027	0.0049	0.0014	0.0004	0.0114
33	OTHER TEXTILE PRODUCTS.....	0.0054	0.0061	0.0003	0.0035	0.0053	0.0017	0.0004	0.0121
34	HOSIERY & KNITTED WEAR.....	0.0060	0.0043	0.0005	0.0018	0.0033	0.0009	0.0003	0.0087
35	CLOTHING & ACCESSORIES.....	0.0093	0.0037	0.0009	0.0020	0.0029	0.0007	0.0003	0.0094
36	LUMBER & TIMBER.....	0.0166	0.3593	0.0003	0.0036	0.0072	0.0010	0.0006	0.0127
37	VENEER & PLYWOOD.....	0.0166	0.3532	0.0003	0.0042	0.0071	0.0010	0.0006	0.0127
38	OTHER WOOD FABRICATED MATERIALS.....	0.0161	0.3396	0.0003	0.0041	0.0071	0.0011	0.0006	0.0127
39	FURNITURE & FIXTURES.....	0.0046	0.0380	0.0002	0.0156	0.0045	0.0013	0.0010	0.0094
40	PULP.....	0.0103	0.1704	0.0002	0.0039	0.0125	0.0045	0.0008	0.0128
41	NEWSPRINT & OTHER PAPER STOCK.....	0.0103	0.1705	0.0002	0.0040	0.0124	0.0045	0.0008	0.0128
42	PAPER PRODUCTS.....	0.0100	0.1455	0.0003	0.0060	0.0114	0.0042	0.0009	0.0151
43	PRINTING & PUBLISHING.....	0.0044	0.0339	0.0002	0.0023	0.0045	0.0013	0.0004	0.0088
44	ADVERTISING, PRINT MEDIA.....	0.0042	0.0317	0.0002	0.0021	0.0043	0.0012	0.0003	0.0086
45	IRON & STEEL PRODUCTS.....	0.0033	0.0028	0.0002	0.2660	0.0123	0.0049	0.0126	0.0064
46	ALUMINUM PRODUCTS.....	0.0034	0.0029	0.0002	0.2792	0.0127	0.0051	0.0132	0.0065
47	COPPER & COPPER ALLOY PRODUCTS.....	0.0033	0.0028	0.0002	0.2784	0.0127	0.0051	0.0132	0.0064
48	NICKEL PRODUCTS.....	0.0034	0.0028	0.0002	0.2815	0.0128	0.0051	0.0134	0.0065
49	OTHER NON-FERROUS METAL PRODUCTS.....	0.0035	0.0032	0.0002	0.2508	0.0120	0.0049	0.0119	0.0088
50	BOILERS, TANKS & PLATES.....	0.0032	0.0036	0.0002	0.0579	0.0056	0.0020	0.0029	0.0081
51	FABRICATED STRUCTURAL METAL PROD.....	0.0032	0.0038	0.0002	0.0876	0.0066	0.0024	0.0043	0.0082
52	OTHER METAL FABRICATED PRODUCTS.....	0.0034	0.0045	0.0002	0.0668	0.0060	0.0022	0.0034	0.0088
53	AGRICULTURAL MACHINERY.....	0.0029	0.0031	0.0002	0.0309	0.0041	0.0023	0.0017	0.0074
54	OTHER INDUSTRIAL MACHINERY.....	0.0037	0.0071	0.0002	0.0415	0.0066	0.0040	0.0058	0.0097
55	MOTOR VEHICLES.....	0.0025	0.0033	0.0001	0.0206	0.0036	0.0012	0.0011	0.0064
56	MOTOR VEHICLE PARTS.....	0.0028	0.0042	0.0001	0.0220	0.0040	0.0015	0.0012	0.0070
57	OTHER TRANSPORT EQUIPMENT.....	0.0026	0.0034	0.0001	0.0210	0.0039	0.0013	0.0012	0.0065
58	APPLIANCES & RECEIVERS, HOUSEHOLD.....	0.0033	0.0041	0.0002	0.0398	0.0047	0.0019	0.0021	0.0085
59	OTHER ELECTRICAL PRODUCTS.....	0.0032	0.0041	0.0002	0.0391	0.0045	0.0018	0.0020	0.0082
60	CEMENT & CONCRETE PRODUCTS.....	0.0045	0.0063	0.0002	0.0115	0.0170	0.0011	0.0016	0.0108
61	OTHER NON-METALLIC MINERAL PROD.....	0.0046	0.0070	0.0002	0.0122	0.0167	0.0087	0.0016	0.0108
62	GASOLINE & FUEL OIL.....	0.0028	0.0024	0.0001	0.0046	0.3403	0.0016	0.0140	0.0070
63	OTHER PETROLEUM & COAL PROD.....	0.0036	0.0067	0.0002	0.0183	0.3740	0.0030	0.0160	0.0091
64	INDUSTRIAL CHEMICALS.....	0.0136	0.0088	0.0007	0.0130	0.0216	0.0146	0.0017	0.0421
65	FERTILIZERS.....	0.0072	0.0058	0.0004	0.0048	0.0154	0.0008	0.0057	0.0194
66	PHARMACEUTICALS.....	0.0180	0.0075	0.0010	0.0059	0.0213	0.0148	0.0013	0.0592
67	OTHER CHEMICAL PRODUCTS.....	0.0266	0.0084	0.0015	0.0074	0.0209	0.0142	0.0014	0.0928
68	SCIENTIFIC EQUIPMENT.....	0.0045	0.0120	0.0003	0.0304	0.0050	0.0023	0.0017	0.0112
69	OTHER MANUFACTURED PRODUCTS.....	0.0055	0.0149	0.0003	0.0267	0.0112	0.0026	0.0017	0.0145
70	RESIDENTIAL CONSTRUCTION.....	0.0040	0.0185	0.0002	0.0182	0.0067	0.0052	0.0045	0.0073
71	NON-RESIDENTIAL CONSTRUCTION.....	0.0040	0.0185	0.0002	0.0182	0.0067	0.0052	0.0045	0.0073
72	REPAIR CONSTRUCTION.....	0.0040	0.0185	0.0002	0.0182	0.0067	0.0052	0.0045	0.0073
73	PIPELINE TRANSPORTATION.....	0.0036	0.0022	0.0002	0.0024	0.0140	0.0008	0.0009	0.0074
74	TRANSPORTATION & STORAGE.....	0.0037	0.0032	0.0002	0.0024	0.0140	0.0008	0.0009	0.0075
75	RADIO & TELEVISION BROADCASTING.....	0.0017	0.0015	0.0001	0.0017	0.0018	0.0003	0.0003	0.0032
76	TELEPHONE & TELEGRAPH.....	0.0017	0.0015	0.0001	0.0017	0.0018	0.0003	0.0003	0.0032
77	POSTAL SERVICES.....	0.0017	0.0015	0.0001	0.0017	0.0018	0.0003	0.0003	0.0032
78	ELECTRIC POWER.....	0.0012	0.0019	0.0001	0.0048	0.0116	0.0004	0.0009	0.0027
79	OTHER UTILITIES.....	0.0013	0.0023	0.0001	0.0023	0.0115	0.0004	0.0008	0.0028
80	WHOLESALE MARGINS.....	0.0143	0.0064	0.0008	0.0052	0.0062	0.0013	0.0006	0.0477
81	RETAIL MARGINS.....	0.0349	0.0038	0.0002	0.0014	0.0057	0.0006	0.0004	0.0111
82	IMPUTED RENT OWNER OCPD, DWEL.....	0.0006	0.0029	--	0.0028	0.0011	0.0008	0.0007	0.0012
83	OTHER FINANCE, INS., REAL ESTATE.....	0.0033	0.0024	0.0001	0.0026	0.0073	0.0006	0.0007	0.0065
84	BUSINESS SERVICES.....	0.0029	0.0019	0.0002	0.0036	0.0024	0.0005	0.0003	0.0067
85	EDUCATION SERVICES.....	0.0024	0.0013	0.0001	0.0016	0.0027	0.0005	0.0002	0.0052
86	HEALTH SERVICES.....	0.0024	0.0013	0.0001	0.0016	0.0027	0.0005	0.0002	0.0052
87	AMUSEMENT & RECREATION SERVICES.....	0.0056	0.0032	0.0003	0.0027	0.0038	0.0007	0.0004	0.0125
88	ACCOMMODATION & FOOD SERVICES.....	0.0668	0.0126	0.0053	0.0044	0.0057	0.0013	0.0005	0.1845
89	OTHER PERSONAL & MISC. SERVICES.....	0.0138	0.0060	0.0008	0.0053	0.0053	0.0019	0.0014	0.0110
90	TRANSPORTATION MARGINS.....	0.0036	0.0031	0.0002	0.0024	0.0137	0.0007	0.0008	0.0073
91	OPERATING, OFFICE, LAB & FOOD.....	0.0243	0.0110	0.0012	0.0101	0.0052	0.0025	0.0011	0.0555
92	TRAVEL, ADVERTISING, & PROMOTION.....	0.0194	0.0106	0.0013	0.0028	0.0094	0.0009	0.0006	0.0546

TABLE 89. IMPACT (INVERSE) MATRIX (AGGREGATION - M), 1970 - CONTINUED

NO.	COMMODITY AGGREGATION - M	TOBACCO PRODUCTS INDUSTRIES	RUBBER & PLASTIC PROD. IND.	LEATHER INDUSTRIES	TEXTILE INDUSTRIES	KNITTING MILLS	CLOTHING INDUSTRIES	WOOD	FURNITURE, FIXTURE INDUSTRIES
1	GRAINS	..	0.0066	0.0002	0.0051	0.0002	0.0004	0.0036	0.0004
2	LIVE ANIMALS	..	0.0066	0.0002	0.0051	0.0002	0.0004	0.0036	0.0004
3	OTHER AGRICULTURAL PRODUCTS	..	0.0066	0.0002	0.0051	0.0002	0.0004	0.0037	0.0004
4	FORESTRY PRODUCTS	..	0.0075	0.0004	0.0052	0.0003	0.0005	0.0346	0.0007
5	FISH LANDINGS	..	0.0038	0.0002	0.0254	0.0007	0.0006	0.0103	0.0008
6	HUNTING & TRAPPING PRODUCTS	..	0.0038	0.0002	0.0254	0.0007	0.0006	0.0103	0.0008
7	IRON ORES & CONCENTRATES	..	0.0052	0.0003	0.0025	0.0002	0.0004	0.0022	0.0004
8	OTHER METAL ORES & CONCENTRATES	..	0.0053	0.0003	0.0026	0.0002	0.0004	0.0025	0.0004
9	COAL	..	0.0030	0.0002	0.0014	0.0001	0.0002	0.0039	0.0004
10	CRUDE MINERAL OILS	..	0.0030	0.0002	0.0014	0.0001	0.0002	0.0039	0.0004
11	NATURAL GAS	..	0.0030	0.0002	0.0014	0.0001	0.0002	0.0039	0.0004
12	NON-METALLIC MINERALS	..	0.0064	0.0003	0.0103	0.0004	0.0005	0.0047	0.0006
13	SERVICES INCIDENTAL TO MINING	..	0.0053	0.0003	0.0022	0.0002	0.0004	0.0016	0.0004
14	MEAT PRODUCTS	0.0007	0.0137	0.0003	0.0062	0.0004	0.0005	0.0051	0.0006
15	DAIRY PRODUCTS	0.0001	0.0117	0.0003	0.0062	0.0003	0.0004	0.0054	0.0006
16	FISH PRODUCTS	0.0001	0.0117	0.0003	0.0063	0.0003	0.0004	0.0054	0.0006
17	FRUITS & VEGETABLES PREPARATIONS	0.0001	0.0117	0.0003	0.0063	0.0003	0.0004	0.0054	0.0006
18	FEDS	0.0001	0.0117	0.0003	0.0062	0.0003	0.0004	0.0054	0.0006
19	FLOUR, WHEAT, MEAL & OTHER CEREALS	0.0001	0.0118	0.0003	0.0063	0.0003	0.0004	0.0054	0.0006
20	BREAKFAST CEREAL & BAKERY PROD.	0.0001	0.0117	0.0003	0.0062	0.0003	0.0004	0.0054	0.0006
21	SUGAR	0.0001	0.0118	0.0003	0.0063	0.0003	0.0004	0.0054	0.0006
22	MISC. FOOD PRODUCTS	0.0001	0.0117	0.0003	0.0062	0.0003	0.0004	0.0054	0.0006
23	SOFT DRINKS	0.0001	0.0118	0.0003	0.0063	0.0003	0.0004	0.0054	0.0006
24	ALCOHOLIC BEVERAGES	0.0001	0.0118	0.0003	0.0063	0.0003	0.0004	0.0054	0.0006
25	TOBACCO PROCESSED UNMANUFACTURED	1.2627	0.0075	0.0003	0.0125	0.0004	0.0004	0.0086	0.0006
26	CIGARETTES & TOBACCO MFG.	1.2613	0.0075	0.0003	0.0125	0.0004	0.0004	0.0086	0.0006
27	TIRES & TUBES	..	1.066	0.0019	0.0521	0.0090	0.0021	0.0053	0.0006
28	OTHER RUBBER PRODUCTS	..	0.0081	0.0444	0.0745	0.0088	0.0040	0.0059	0.0012
29	PLASTIC FABRICATED PRODUCTS	..	0.8493	0.0032	0.0530	0.0079	0.0019	0.0180	0.0086
30	LEATHER & LEATHER PRODUCTS	0.0001	0.0768	1.1037	0.0309	0.0049	0.0074	0.0062	0.0009
31	YARNS & MAN MADE FIBRES	..	0.0149	0.0013	1.2034	0.0188	0.0162	0.0039	0.0011
32	FABRICS	..	0.0196	0.0014	1.0678	0.02174	0.0237	0.0038	0.0019
33	OTHER TEXTILE PRODUCTS	..	0.0289	0.0020	1.6694	0.0293	0.0210	0.0047	0.0088
34	HOSIERY & KNITTED WEAR	..	0.0097	0.0053	0.3323	0.6512	0.4339	0.0026	0.0009
35	CLOTHING & ACCESSORIES	..	0.0264	0.0177	0.2719	0.0695	0.9848	0.0027	0.0013
36	LUMBER & TIMBER	..	0.0080	0.0004	0.0049	0.0004	0.0005	1.1009	0.0041
37	VENEER & PLYWOOD	..	0.0079	0.0004	0.0047	0.0004	0.0005	1.1138	0.0020
38	OTHER WOOD FABRICATED MATERIALS	..	0.0088	0.0019	0.0078	0.0009	0.0006	1.0641	0.0455
39	FURNITURE & FIXTURES	..	0.0304	0.0013	0.0569	0.0102	0.0017	0.0975	0.9327
40	PULP	..	0.0099	0.0004	0.0118	0.0006	0.0005	0.0498	0.0023
41	NEWSPRINT & OTHER PAPER STOCK	..	0.0099	0.0004	0.0119	0.0006	0.0005	0.0533	0.0023
42	PAPER PRODUCTS	..	0.0446	0.0015	0.0332	0.0013	0.0009	0.0445	0.0028
43	PRINTING & PUBLISHING	..	0.0053	0.0002	0.0064	0.0017	0.0003	0.0114	0.0006
44	ADVERTISING, PRINT MEDIA	..	0.0044	0.0002	0.0062	0.0017	0.0003	0.0108	0.0006
45	IRON & STEEL PRODUCTS	..	0.0053	0.0003	0.0026	0.0002	0.0004	0.0039	0.0005
46	ALUMINUM PRODUCTS	..	0.0054	0.0003	0.0026	0.0002	0.0004	0.0043	0.0005
47	COPPER & COPPER ALLOY PRODUCTS	..	0.0050	0.0003	0.0025	0.0002	0.0004	0.0039	0.0005
48	NICKEL PRODUCTS	..	0.0049	0.0003	0.0025	0.0002	0.0004	0.0038	0.0005
49	OTHER NON-FERROUS METAL PRODUCTS	..	0.0080	0.0004	0.0039	0.0003	0.0004	0.0045	0.0006
50	BOILERS, TANKS & PLATES	..	0.0093	0.0003	0.0033	0.0002	0.0003	0.0053	0.0012
51	FABRICATED STRUCTURAL METAL PROD.	..	0.0076	0.0003	0.0035	0.0003	0.0003	0.0059	0.0047
52	OTHER METAL FABRICATED PRODUCTS	..	0.0099	0.0003	0.0055	0.0003	0.0004	0.0080	0.0039
53	AGRICULTURAL MACHINERY	..	0.0114	0.0005	0.0036	0.0003	0.0003	0.0048	0.0012
54	OTHER INDUSTRIAL MACHINERY	0.0004	0.0123	0.0005	0.0061	0.0004	0.0004	0.0081	0.0022
55	MOTOR VEHICLES	..	0.0241	0.0007	0.0168	0.0012	0.0005	0.0059	0.0021
56	MOTOR VEHICLE PARTS	..	0.0807	0.0007	0.0380	0.0019	0.0009	0.0060	0.0019
57	OTHER TRANSPORT EQUIPMENT	..	0.0285	0.0007	0.0162	0.0011	0.0005	0.0060	0.0031
58	APPLIANCES & RECEIVERS, HOUSEHOLD	..	0.0212	0.0007	0.0057	0.0006	0.0004	0.0053	0.0067
59	OTHER ELECTRICAL PRODUCTS	..	0.0161	0.0006	0.0056	0.0006	0.0004	0.0055	0.0113
60	CEMENT & CONCRETE PRODUCTS	..	0.0083	0.0004	0.0054	0.0004	0.0005	0.0050	0.0007
61	OTHER NON-METALLIC MINERAL PROD.	..	0.0119	0.0005	0.0152	0.0005	0.0006	0.0054	0.0016
62	GASOLINE & FUEL OIL	..	0.0042	0.0002	0.0019	0.0001	0.0002	0.0039	0.0004
63	OTHER PETROLEUM & COAL PROD.	..	0.0051	0.0002	0.0026	0.0002	0.0003	0.0065	0.0005
64	INDUSTRIAL CHEMICALS	..	0.0235	0.0005	0.0118	0.0007	0.0005	0.0061	0.0007
65	FERTILIZERS	..	0.0099	0.0004	0.0097	0.0005	0.0005	0.0052	0.0006
66	PHARMACEUTICALS	..	0.0146	0.0004	0.0072	0.0005	0.0004	0.0057	0.0007
67	OTHER CHEMICAL PRODUCTS	..	0.0201	0.0006	0.0143	0.0007	0.0005	0.0081	0.0007
68	SCIENTIFIC EQUIPMENT	..	0.0221	0.0037	0.0261	0.0028	0.0011	0.0231	0.0016
69	OTHER MANUFACTURED PRODUCTS	..	0.0613	0.0085	0.0388	0.0033	0.0034	0.0244	0.0165
70	RESIDENTIAL CONSTRUCTION	..	0.0106	0.0004	0.0062	0.0004	0.0004	0.0500	0.0030
71	NON-RESIDENTIAL CONSTRUCTION	..	0.0106	0.0004	0.0062	0.0004	0.0004	0.0500	0.0030
72	REPAIR CONSTRUCTION	..	0.0106	0.0004	0.0062	0.0004	0.0004	0.0500	0.0030
73	PIPELINE TRANSPORTATION	..	0.0120	0.0003	0.0033	0.0003	0.0003	0.0031	0.0005
74	TRANSPORTATION & STORAGE	..	0.0119	0.0003	0.0033	0.0003	0.0003	0.0042	0.0005
75	RADIO & TELEVISION BROADCASTING	..	0.0023	0.0001	0.0016	0.0001	0.0001	0.0021	0.0004
76	TELEPHONE & TELEGRAPH	..	0.0023	0.0001	0.0016	0.0001	0.0001	0.0021	0.0004
77	POSTAL SERVICES	..	0.0023	0.0001	0.0016	0.0001	0.0001	0.0021	0.0004
78	ELECTRIC POWER	..	0.0018	0.0001	0.0009	0.0001	0.0001	0.0032	0.0003
79	OTHER UTILITIES	..	0.0019	0.0001	0.0011	0.0001	0.0001	0.0034	0.0003
80	WHOLESALE MARGINS	0.0004	0.0118	0.0015	0.0098	0.0009	0.0024	0.0073	0.0018
81	RETAIL MARGINS	..	0.0047	0.0002	0.0025	0.0002	0.0015	0.0027	0.0003
82	IMPLIED RENT OWNER OCPD DWEL	..	0.0016	0.0001	0.0010	0.0001	0.0001	0.0077	0.0005
83	OTHER FINANCIALS, REAL ESTATE	..	0.0026	0.0002	0.0016	0.0002	0.0004	0.0036	0.0004
84	BUSINESS SERVICES	..	0.0042	0.0002	0.0019	0.0001	0.0002	0.0016	0.0004
85	EDUCATION SERVICES	..	0.0032	0.0002	0.0072	0.0003	0.0003	0.0012	0.0004
86	HEALTH SERVICES	..	0.0032	0.0002	0.0072	0.0003	0.0003	0.0012	0.0004
87	AMUSEMENT & RECREATION SERVICES	..	0.0066	0.0011	0.0039	0.0003	0.0005	0.0035	0.0007
88	ACCOMMODATION & FOOD SERVICES	0.0001	0.0059	0.0003	0.0101	0.0005	0.0011	0.0030	0.0010
89	OTHER PERSONAL & MISC. SERVICES	..	0.0064	0.0009	0.0059	0.0007	0.0007	0.0095	0.0042
90	TRANSPORTATION MARGINS	..	0.0117	0.0003	0.0032	0.0003	0.0003	0.0041	0.0004
91	OPERATING, OFFICE, LAB. & FOOD	0.0001	0.0378	0.0021	0.0139	0.0010	0.0027	0.0072	0.0019
92	TRAVEL, ADVERTISING & PROMOTION	..	0.0070	0.0003	0.0051	0.0004	0.0005	0.0046	0.0008

TABLE 89. IMPACT (INVERSE) MATRIX (AGGREGATION - M), 1970 - CONTINUED

NO.	COMMODITY AGGREGATION - M	PAPER & ALLIED INDUSTRIES	PRINTING & PUBLISHING	PRIMARY METAL INDUSTRIES	METAL FABRICATING INDUSTRIES	MACHINERY INDUSTRIES	TRANS. EQUIPMENT INDUSTRIES	ELECTRICAL PRODUCTS INDUSTRIES	NON-METAL. MINERAL PROD. IND.
1	GRAINS.....	0.0121	0.0078	0.0086	0.0145	0.0071	0.0048	0.0052	0.0041
2	LIVE ANIMALS.....	0.0120	0.0078	0.0086	0.0145	0.0071	0.0048	0.0052	0.0041
3	OTHER AGRICULTURAL PRODUCTS.....	0.0122	0.0079	0.0086	0.0146	0.0071	0.0049	0.0052	0.0041
4	FORESTRY PRODUCTS.....	0.0119	0.0119	0.0106	0.0199	0.0111	0.0084	0.0084	0.0034
5	FISH LANDINGS.....	0.0047	0.0035	0.0104	0.0110	0.0081	0.0352	0.0204	0.0028
6	HUNTING & TRAPPING PRODUCTS.....	0.0047	0.0035	0.0104	0.0110	0.0081	0.0352	0.0204	0.0028
7	IRON ORES & CONCENTRATES.....	0.0093	0.0088	0.0449	0.0148	0.0112	0.0062	0.0065	0.0049
8	OTHER METAL ORES & CONCENTRATES.....	0.0095	0.0089	0.1018	0.0155	0.0111	0.0062	0.0066	0.0052
9	COAL.....	0.0060	0.0076	0.0098	0.0121	0.0111	0.0031	0.0055	0.0044
10	CRUDE MINERAL OILS.....	0.0060	0.0076	0.0101	0.0121	0.0111	0.0031	0.0055	0.0044
11	NATURAL GAS.....	0.0060	0.0076	0.0098	0.0121	0.0111	0.0031	0.0055	0.0044
12	NON-METALLIC MINERALS.....	0.0214	0.0113	0.0139	0.0137	0.0128	0.0053	0.0071	0.0292
13	SERVICES INCIDENTAL TO MINING.....	0.0101	0.0136	0.0182	0.0121	0.0119	0.0052	0.0101	0.0021
14	MEAT PRODUCTS.....	0.0420	0.0191	0.0106	0.0226	0.0066	0.0060	0.0058	0.0118
15	DAIRY PRODUCTS.....	0.0447	0.0198	0.0111	0.0243	0.0068	0.0063	0.0060	0.0130
16	FISH PRODUCTS.....	0.0448	0.0198	0.0111	0.0243	0.0068	0.0063	0.0060	0.0131
17	FRUITS & VEGETABLES PREPARATIONS.....	0.0448	0.0198	0.0111	0.0243	0.0068	0.0063	0.0060	0.0130
18	FEEDS.....	0.0445	0.0199	0.0112	0.0242	0.0068	0.0063	0.0060	0.0130
19	FLOUR, WHEAT, MEAL & OTHER CEREALS.....	0.0449	0.0198	0.0111	0.0243	0.0068	0.0063	0.0060	0.0131
20	BREAKFAST CEREAL & BAKERY PROD.....	0.0447	0.0198	0.0111	0.0242	0.0068	0.0063	0.0060	0.0130
21	SUGAR.....	0.0449	0.0198	0.0111	0.0243	0.0068	0.0063	0.0060	0.0131
22	MISC. FOOD PRODUCTS.....	0.0444	0.0197	0.0111	0.0242	0.0068	0.0063	0.0060	0.0129
23	SOFT DRINKS.....	0.0449	0.0198	0.0111	0.0243	0.0068	0.0063	0.0060	0.0131
24	ALCOHOLIC BEVERAGES.....	0.0449	0.0198	0.0111	0.0243	0.0068	0.0063	0.0060	0.0131
25	TOBACCO PROCESSED UNMANUFACTURED.....	0.0961	0.0273	0.0072	0.0124	0.0057	0.0038	0.0041	0.0028
26	CIGARETTES & TOBACCO MFG.....	0.0960	0.0273	0.0072	0.0124	0.0057	0.0038	0.0041	0.0028
27	TIRES & TUBES.....	0.0438	0.0182	0.0155	0.0157	0.0061	0.0049	0.0048	0.0061
28	OTHER RUBBER PRODUCTS.....	0.0450	0.0180	0.0186	0.0239	0.0063	0.0110	0.0079	0.0169
29	PLASTIC FABRICATED PRODUCTS.....	0.1002	0.0177	0.0280	0.0357	0.0077	0.0138	0.0278	0.0144
30	LEATHER & LEATHER PRODUCTS.....	0.0322	0.0170	0.0123	0.0218	0.0135	0.0059	0.0063	0.0040
31	YARNS & MAN MADE FIBRES.....	0.0304	0.0144	0.0107	0.0145	0.0055	0.0047	0.0049	0.0038
32	FABRICS.....	0.0307	0.0145	0.0096	0.0132	0.0053	0.0044	0.0046	0.0033
33	OTHER TEXTILE PRODUCTS.....	0.0332	0.0141	0.0127	0.0173	0.0055	0.0047	0.0065	0.0043
34	HOSIERY & KNITTED WEAR.....	0.0250	0.0132	0.0060	0.0083	0.0044	0.0036	0.0036	0.0021
35	CLOTHING & ACCESSORIES.....	0.0203	0.0128	0.0064	0.0086	0.0044	0.0041	0.0037	0.0022
36	LUMBER & TIMBER.....	0.0357	0.0123	0.0132	0.0222	0.0094	0.0076	0.0078	0.0079
37	VENEER & PLYWOOD.....	0.0180	0.0122	0.0159	0.0348	0.0094	0.0074	0.0078	0.0080
38	OTHER WOOD FABRICATED MATERIALS.....	0.0273	0.0124	0.0155	0.0262	0.0095	0.0074	0.0083	0.0090
39	FURNITURE & FIXTURES.....	0.0340	0.0138	0.0625	0.0946	0.0137	0.0119	0.0173	0.0090
40	PULP.....	1.1612	0.0143	0.0146	0.0168	0.0074	0.0058	0.0061	0.0065
41	NEWSPRINT & OTHER PAPER STOCK.....	1.1529	0.0150	0.0146	0.0168	0.0074	0.0058	0.0062	0.0077
42	PAPER PRODUCTS.....	0.9868	0.0406	0.0198	0.0283	0.0073	0.0057	0.0065	0.0071
43	PRINTING & PUBLISHING.....	0.2265	1.0546	0.0084	0.0086	0.0066	0.0041	0.0041	0.0026
44	ADVERTISING, PRINT MEDIA.....	0.2112	1.0800	0.0076	0.0073	0.0053	0.0034	0.0040	0.0025
45	IRON & STEEL PRODUCTS.....	0.0108	0.0089	1.1094	0.0957	0.0174	0.0141	0.0089	0.0112
46	ALUMINUM PRODUCTS.....	0.0107	0.0088	1.1548	0.0360	0.0100	0.0076	0.0165	0.0110
47	COPPER & COPPER ALLOY PRODUCTS.....	0.0107	0.0088	1.1515	0.0424	0.0101	0.0079	0.0167	0.0109
48	NICKEL PRODUCTS.....	0.0107	0.0087	1.1644	0.0364	0.0100	0.0071	0.0077	0.0110
49	OTHER NON FERROUS METAL PRODUCTS.....	0.0124	0.0096	1.0325	0.0754	0.0221	0.0181	0.0470	0.0112
50	BOILERS, TANKS & PLATES.....	0.0133	0.0111	1.0386	0.0815	0.0165	0.0165	0.0209	0.0093
51	FABRICATED STRUCTURAL METAL PROD.....	0.0133	0.0108	0.3614	0.9348	0.0264	0.0203	0.0215	0.0133
52	OTHER METAL FABRICATED PRODUCTS.....	0.0137	0.0112	0.2751	0.9481	0.0399	0.0424	0.0567	0.0116
53	AGRICULTURAL MACHINERY.....	0.0107	0.0124	0.1264	0.1179	0.9390	0.0575	0.0565	0.0053
54	OTHER INDUSTRIAL MACHINERY.....	0.0320	0.0127	0.1576	0.2186	0.7607	0.0506	0.0620	0.0092
55	MOTOR VEHICLES.....	0.0100	0.0097	0.0839	0.0487	0.0161	1.0843	0.0207	0.0132
56	MOTOR VEHICLE PARTS.....	0.0161	0.0104	0.0896	0.0788	0.0138	0.9575	0.0202	0.0149
57	OTHER TRANSPORT EQUIPMENT.....	0.0103	0.0099	0.0855	0.0603	0.0448	1.0013	0.0207	0.0131
58	APPLIANCES & RECEIVERS, HOUSEHOLD.....	0.0165	0.0145	0.1621	0.0896	0.0542	0.0207	1.0203	0.0103
59	OTHER ELECTRICAL PRODUCTS.....	0.0163	0.0144	0.1593	0.0615	0.0586	0.0333	0.9744	0.0086
60	CEMENT & CONCRETE PRODUCTS.....	0.0328	0.0136	0.0170	0.0203	0.0088	0.0061	0.0089	1.1248
61	OTHER NON-METALLIC MINERAL PROD.....	0.0368	0.0136	0.0205	0.0300	0.0088	0.0083	0.0125	1.0874
62	GASOLINE & FUEL OIL.....	0.0081	0.0096	0.0108	0.0149	0.0074	0.0039	0.0052	0.0042
63	OTHER PETROLEUM & COAL PROD.....	0.0338	0.0109	0.0666	0.0157	0.0080	0.0042	0.0055	0.0052
64	INDUSTRIAL CHEMICALS.....	0.0498	0.0258	0.0511	0.0225	0.0076	0.0058	0.0064	0.0132
65	FERTILIZERS.....	0.0298	0.0177	0.0154	0.0171	0.0105	0.0056	0.0068	0.0070
66	PHARMACEUTICALS.....	0.0405	0.0265	0.0218	0.0223	0.0076	0.0057	0.0064	0.0111
67	OTHER CHEMICAL PRODUCTS.....	0.0414	0.0258	0.0275	0.0231	0.0076	0.0091	0.0092	0.0166
68	SCIENTIFIC EQUIPMENT.....	0.0338	0.0235	0.0769	0.0507	0.0188	0.0209	0.0946	0.0193
69	OTHER MANUFACTURED PRODUCTS.....	0.0522	0.0230	0.0680	0.0845	0.0085	0.0095	0.0170	0.0180
70	RESIDENTIAL CONSTRUCTION.....	0.0161	0.0079	0.0707	0.0946	0.0164	0.0089	0.0363	0.0577
71	NON-RESIDENTIAL CONSTRUCTION.....	0.0161	0.0079	0.0707	0.0946	0.0164	0.0089	0.0363	0.0577
72	REPAIR CONSTRUCTION.....	0.0161	0.0079	0.0707	0.0946	0.0164	0.0089	0.0363	0.0577
73	PIPELINE TRANSPORTATION.....	0.0079	0.0096	0.0088	0.0110	0.0063	0.0154	0.0069	0.0036
74	TRANSPORTATION & STORAGE.....	0.0079	0.0096	0.0088	0.0110	0.0063	0.0153	0.0069	0.0036
75	RADIO & TELEVISION BROADCASTING.....	0.0054	0.0129	0.0065	0.0065	0.0046	0.0025	0.0193	0.0022
76	TELEPHONE & TELEGRAPH.....	0.0054	0.0129	0.0065	0.0065	0.0046	0.0025	0.0193	0.0022
77	POSTAL SERVICES.....	0.0054	0.0129	0.0065	0.0065	0.0046	0.0025	0.0193	0.0022
78	ELECTRIC POWER.....	0.0057	0.0046	0.0128	0.0072	0.0032	0.0019	0.0033	0.0033
79	OTHER UTILITIES.....	0.0090	0.0047	0.0053	0.0072	0.0032	0.0018	0.0033	0.0032
80	WHOLESALE MARGINS.....	0.0251	0.0222	0.0178	0.0253	0.0196	0.0468	0.0224	0.0077
81	RETAIL MARGINS.....	0.0215	0.0145	0.0048	0.0081	0.0048	0.0039	0.0039	0.0019
82	IMPUTED RENT OWNER OCCUP. DWEL.....	0.0025	0.0013	0.0109	0.0146	0.0026	0.0014	0.0016	0.0089
83	OTHER FINANCE, INS., REAL ESTATE.....	0.0076	0.0136	0.0068	0.0093	0.0060	0.0028	0.0047	0.0037
84	BUSINESS SERVICES.....	0.0095	0.0161	0.0140	0.0135	0.0055	0.0054	0.0094	0.0015
85	EDUCATION SERVICES.....	0.0064	0.0091	0.0042	0.0060	0.0049	0.0027	0.0042	0.0014
86	HEALTH SERVICES.....	0.0064	0.0091	0.0042	0.0060	0.0049	0.0027	0.0042	0.0014
87	AMUSEMENT & RECREATION SERVICES.....	0.0139	0.0258	0.0090	0.0149	0.0096	0.0053	0.0080	0.0028
88	ACCOMMODATION & FOOD SERVICES.....	0.0228	0.0130	0.0061	0.0103	0.0058	0.0045	0.0051	0.0052
89	OTHER PERSONAL & MISC. SERVICES.....	0.0164	0.0142	0.0145	0.0243	0.0178	0.0155	0.0165	0.0048
90	TRANSPORTATION MARGINS.....	0.0077	0.0093	0.0086	0.0107	0.0062	0.0150	0.0068	0.0035
91	OPERATING, OFFICE, LAB. & FOOD.....	0.0632	0.0574	0.0381	0.0698	0.0506	0.0281	0.0404	0.0088
92	TRAVEL, ADVERTISING & PROMOTION.....	0.0548	0.2311	0.0081	0.0098	0.0129	0.0082	0.0073	0.0031

TABLE 89. IMPACT (INVERSE) MATRIX (AGGREGATION - M), 1970 - CONTINUED

NO.	COMMODITY AGGREGATION - M	PETROLEUM & COAL PROD. IND.	CHEMICAL & CHEMICAL PROD. IND.	MISC. MANUFACTURING	CONSTR. INDUSTRY	TRANS. & STORAGE	COMMUNICATION	ELC. POWER GAS, OTHER UTILITIES	WHOLESALE TRADE
1	GRAINS.....	0.0433	0.0368	0.0031	0.0286	0.0445	0.0097	0.0149	0.0432
2	LIVE ANIMALS.....	0.0434	0.0368	0.0031	0.0286	0.0444	0.0097	0.0149	0.0432
3	OTHER AGRICULTURAL PRODUCTS.....	0.0431	0.0366	0.0031	0.0285	0.0450	0.0098	0.0149	0.0431
4	FORESTRY PRODUCTS.....	0.0239	0.0144	0.0045	0.0254	0.1537	0.0120	0.0077	0.0362
5	FISH LANDINGS.....	0.0493	0.0094	0.0097	0.0080	0.0335	0.0069	0.0042	0.0279
6	HUNTING & TRAPPING PRODUCTS.....	0.0493	0.0094	0.0097	0.0080	0.0335	0.0069	0.0042	0.0279
7	IRON ORES & CONCENTRATES.....	0.0118	0.0235	0.0033	0.0216	0.0320	0.0071	0.0264	0.0276
8	OTHER METAL ORES & CONCENTRATES.....	0.0120	0.0235	0.0095	0.0213	0.0329	0.0073	0.0264	0.0291
9	COAL.....	0.0069	0.0087	0.0021	0.0659	0.0174	0.0125	0.0184	0.0165
10	CRUDE MINERAL OILS.....	0.0069	0.0087	0.0021	0.0658	0.0174	0.0125	0.0184	0.0165
11	NATURAL GAS.....	0.0070	0.0087	0.0021	0.0659	0.0174	0.0125	0.0184	0.0165
12	NON-METALLIC MINERALS.....	0.0202	0.0283	0.0045	0.0220	0.0337	0.0095	0.0301	0.0327
13	SERVICES INCIDENTAL TO MINING.....	0.0156	0.0125	0.0035	0.0081	0.0465	0.0119	0.0116	0.0264
14	MEAT PRODUCTS.....	0.0209	0.0353	0.0054	0.0168	0.0676	0.0168	0.0145	0.0454
15	DAIRY PRODUCTS.....	0.0215	0.0293	0.0057	0.0166	0.0721	0.0158	0.0138	0.0512
16	FISH PRODUCTS.....	0.0215	0.0301	0.0057	0.0166	0.0722	0.0157	0.0139	0.0497
17	FRUITS & VEGETABLES PREPARATIONS.....	0.0215	0.0308	0.0057	0.0166	0.0721	0.0158	0.0139	0.0507
18	FEEDS.....	0.0215	0.0396	0.0057	0.0166	0.0720	0.0159	0.0140	0.0584
19	FLOUR, WHEAT MEAL & OTHER CEREALS.....	0.0215	0.0294	0.0057	0.0166	0.0722	0.0157	0.0138	0.0487
20	BREAKFAST CEREAL & BAKERY PROD.....	0.0215	0.0292	0.0057	0.0166	0.0721	0.0158	0.0138	0.0555
21	SUGAR.....	0.0215	0.0294	0.0057	0.0166	0.0722	0.0157	0.0138	0.0487
22	MISC. FOOD PRODUCTS.....	0.0217	0.0361	0.0057	0.0167	0.0718	0.0158	0.0140	0.0485
23	SOFT DRINKS.....	0.0215	0.0294	0.0057	0.0166	0.0722	0.0157	0.0138	0.0487
24	ALCOHOLIC BEVERAGES.....	0.0215	0.0294	0.0057	0.0166	0.0722	0.0157	0.0138	0.0487
25	TOBACCO PROCESSED UNMANUFACTURED.....	0.0183	0.0191	0.0079	0.0184	0.0499	0.0160	0.0118	0.0293
26	CIGARETTES & TOBACCO MFG.....	0.0183	0.0191	0.0079	0.0184	0.0499	0.0160	0.0118	0.0304
27	TIRES & TUBES.....	0.0120	0.1713	0.0071	0.0106	0.0476	0.0181	0.0173	0.0381
28	OTHER RUBBER PRODUCTS.....	0.0118	0.1615	0.0284	0.0106	0.0475	0.0181	0.0170	0.0393
29	PLASTIC FABRICATED PRODUCTS.....	0.0126	0.1629	0.0334	0.0111	0.0502	0.0180	0.0183	0.0388
30	LEATHER & LEATHER PRODUCTS.....	0.0080	0.0447	0.0197	0.0091	0.0421	0.0178	0.0104	0.0635
31	YARNS & MAN MADE FIBRES.....	0.0103	0.1206	0.0166	0.0099	0.0413	0.0148	0.0162	0.0442
32	FABRICS.....	0.0089	0.0732	0.0180	0.0092	0.0388	0.0145	0.0147	0.0412
33	OTHER TEXTILE PRODUCTS.....	0.0097	0.0852	0.0198	0.0096	0.0407	0.0149	0.0155	0.0546
34	HOSIERY & KNITTED WEAR.....	0.0063	0.0415	0.0137	0.0077	0.0311	0.0147	0.0102	0.0370
35	CLOTHING & ACCESSORIES.....	0.0057	0.0291	0.0229	0.0072	0.0289	0.0153	0.0082	0.0487
36	LUMBER & TIMBER.....	0.0162	0.0226	0.0048	0.0184	0.0944	0.0148	0.0169	0.0505
37	VENEER & PLYWOOD.....	0.0159	0.0223	0.0065	0.0184	0.0935	0.0149	0.0166	0.0503
38	OTHER WOOD FABRICATED MATERIALS.....	0.0157	0.0261	0.0062	0.0180	0.0916	0.0149	0.0167	0.0511
39	FURNITURE & FIXTURES.....	0.0081	0.0315	0.0199	0.0102	0.0454	0.0166	0.0137	0.0605
40	PULP.....	0.0216	0.0451	0.0049	0.0162	0.0875	0.0128	0.0377	0.0391
41	NEWSPRINT & OTHER PAPER STOCK.....	0.0216	0.0456	0.0064	0.0162	0.0874	0.0128	0.0375	0.0393
42	PAPER PRODUCTS.....	0.0215	0.0534	0.0042	0.0153	0.0810	0.0141	0.0339	0.0410
43	PRINTING & PUBLISHING.....	0.0086	0.0269	0.0055	0.0099	0.0487	0.0130	0.0133	0.0276
44	ADVERTISING, PRINT MEDIA.....	0.0083	0.0256	0.0055	0.0098	0.0480	0.0134	0.0129	0.0256
45	IRON & STEEL PRODUCTS.....	0.0160	0.0207	0.0055	0.0164	0.0483	0.0101	0.0285	0.0545
46	ALUMINUM PRODUCTS.....	0.0165	0.0213	0.0066	0.0168	0.0487	0.0099	0.0294	0.0552
47	COPPER & COPPER ALLOY PRODUCTS.....	0.0165	0.0206	0.0055	0.0168	0.0486	0.0099	0.0294	0.0551
48	NICKEL PRODUCTS.....	0.0166	0.0214	0.0055	0.0169	0.0487	0.0097	0.0296	0.0553
49	OTHER NON-FERROUS METAL PRODUCTS.....	0.0158	0.0362	0.0303	0.0161	0.0483	0.0111	0.0277	0.0537
50	BOILERS, TANKS & PLATES.....	0.0082	0.0232	0.0052	0.0107	0.0432	0.0156	0.0143	0.0446
51	FABRICATED STRUCTURAL METAL PROD.....	0.0094	0.0232	0.0084	0.0116	0.0443	0.0148	0.0165	0.0473
52	OTHER METAL FABRICATED PRODUCTS.....	0.0087	0.0276	0.0092	0.0110	0.0439	0.0156	0.0151	0.0479
53	AGRICULTURAL MACHINERY.....	0.0061	0.0155	0.0055	0.0092	0.0377	0.0189	0.0100	0.0456
54	OTHER INDUSTRIAL MACHINERY.....	0.0072	0.0195	0.0132	0.0099	0.0480	0.0182	0.0117	0.0453
55	MOTOR VEHICLES.....	0.0058	0.0176	0.0064	0.0071	0.0387	0.0135	0.0091	0.0355
56	MOTOR VEHICLE PARTS.....	0.0064	0.0278	0.0091	0.0076	0.0397	0.0138	0.0102	0.0363
57	OTHER TRANSPORT EQUIPMENT.....	0.0066	0.0183	0.0094	0.0080	0.0657	0.0139	0.0093	0.0376
58	APPLIANCES & RECEIVERS, HOUSEHOLD.....	0.0074	0.0286	0.0164	0.0098	0.0431	0.0243	0.0123	0.0424
59	OTHER ELECTRICAL PRODUCTS.....	0.0072	0.0259	0.0150	0.0107	0.0433	0.0087	0.0120	0.0422
60	CEMENT & CONCRETE PRODUCTS.....	0.0188	0.0329	0.0070	0.0142	0.0676	0.0152	0.0320	0.0405
61	OTHER NON-METALLIC MINERAL PROD.....	0.0186	0.0348	0.0073	0.0140	0.0670	0.0152	0.0316	0.0420
62	GASOLINE & FUEL OIL.....	0.0129	0.0326	0.0055	0.0531	0.0985	0.0115	0.0170	0.0176
63	OTHER PETROLEUM & COAL PROD.....	0.0319	0.1258	0.0054	0.0493	0.0831	0.0126	0.0204	0.0220
64	INDUSTRIAL CHEMICALS.....	0.0331	0.0780	0.0115	0.0192	0.0689	0.0223	0.0331	0.0441
65	FERTILIZERS.....	0.0250	0.0822	0.0065	0.0187	0.0484	0.0147	0.0322	0.0381
66	PHARMACEUTICALS.....	0.0317	0.1221	0.0091	0.0193	0.0696	0.0227	0.0332	0.0438
67	OTHER CHEMICAL PRODUCTS.....	0.0322	0.0492	0.0144	0.0190	0.0691	0.0223	0.0321	0.0440
68	SCIENTIFIC EQUIPMENT.....	0.0087	0.0468	0.0002	0.0109	0.0451	0.0223	0.0116	0.0421
69	OTHER MANUFACTURED PRODUCTS.....	0.0264	0.0782	0.0799	0.0119	0.0479	0.0216	0.0130	0.0791
70	RESIDENTIAL CONSTRUCTION.....	0.0127	0.0180	0.0067	0.0080	0.0514	0.0125	0.0079	0.0581
71	NON-RESIDENTIAL CONSTRUCTION.....	0.0127	0.0180	0.0067	0.0080	0.0514	0.0125	0.0079	0.0581
72	REPAIR CONSTRUCTION.....	0.0127	0.0180	0.0067	0.0080	0.0514	0.0125	0.0079	0.0581
73	PIPELINE TRANSPORTATION.....	0.0351	0.0097	0.0032	0.0389	0.1211	0.0210	0.0084	0.0301
74	TRANSPORTATION & STORAGE.....	0.0351	0.0097	0.0032	0.0389	0.1179	0.0210	0.0085	0.0301
75	RADIO & TELEVISION BROADCASTING.....	0.0041	0.0041	0.0024	0.0295	0.0509	0.0310	0.0055	0.0103
76	TELEPHONE & TELEGRAPH.....	0.0041	0.0041	0.0024	0.0295	0.0509	0.0310	0.0055	0.0103
77	POSTAL SERVICES.....	0.0041	0.0041	0.0024	0.0295	0.0509	0.0310	0.0055	0.0103
78	ELECTRIC POWER.....	0.0124	0.0036	0.0011	0.0511	0.0237	0.0072	0.0129	0.0122
79	OTHER UTILITIES.....	0.0123	0.0044	0.0014	0.0504	0.0184	0.0073	0.0017	0.0122
80	WHOLESALE MARGINS.....	0.0142	0.0337	0.0140	0.0094	0.0542	0.0289	0.0098	0.8531
81	RETAIL MARGINS.....	0.0094	0.0075	0.0034	0.0155	0.0312	0.0283	0.0225	0.0159
82	IMPLIED RENT OWNER OCED DWEL.....	0.0020	0.0028	0.0011	0.1549	0.0081	0.0022	0.0013	0.0091
83	OTHER FINANCES, REAL ESTATE.....	0.0081	0.0050	0.0022	0.0537	0.0194	0.0293	0.0094	0.0170
84	BUSINESS SERVICES.....	0.0080	0.0079	0.0042	0.0068	0.0236	0.0493	0.0048	0.0175
85	EDUCATION SERVICES.....	0.0056	0.0196	0.0086	0.0060	0.0140	0.0321	0.0052	0.0175
86	HEALTH SERVICES.....	0.0056	0.0196	0.0086	0.0060	0.0140	0.0321	0.0052	0.0175
87	AMUSEMENT & RECREATION SERVICES.....	0.0081	0.0114	0.0179	0.0184	0.0334	0.0393	0.0172	0.0286
88	ACCOMMODATION & FOOD SERVICES.....	0.0124	0.0128	0.0046	0.0320	0.0398	0.0163	0.0165	0.0312
89	OTHER PERSONAL & MISC. SERVICES.....	0.0108	0.0209	0.0152	0.0349	0.0478	0.0254	0.0210	0.1571
90	TRANSPORTATION MARGINS.....	0.0342	0.0094	0.0031	0.0379	0.0913	0.0205	0.0083	0.0294
91	OPERATING, OFFICE, LAB & FOOD.....	0.0097	0.0612	0.0119	0.0119	0.0590	0.0163	0.0115	0.1245
92	TRAVEL, ADVERTISING & PROMOTION.....	0.0240	0.0140	0.0136	0.0154	0.1957	0.1015	0.0097	0.0356

TABLE 89. IMPACT (INVERSE) MATRIX (AGGREGATION - M). 1970 - CONTINUED

NO.	COMMODITY AGGREGATION - M	RETAIL TRADE	OWNER OCCUPIED DWELLINGS	FINANCE & REAL ESTATE	EDUCATION & HEALTH SERVICES	AMUSEMENT & RECREATION SERVICES	SERVICE TO BUSINESS MANAGEMENT	ACCOMMODATION- FOOD SERVICES	PERSONAL & MISC. SERVICES
1	GRAINS	0.0172	..	0.0541	..	0.0006	0.0106	0.0035	0.0049
2	LIVE ANIMALS	0.0172	..	0.0541	..	0.0006	0.0106	0.0035	0.0048
3	OTHER AGRICULTURAL PRODUCTS	0.0192	..	0.0542	..	0.0006	0.0107	0.0035	0.0049
4	FORESTRY PRODUCTS	0.0287	..	0.0913	..	0.0007	0.0190	0.0047	0.0194
5	FISH LANDINGS	0.0128	..	0.0262	..	0.0004	0.0083	0.0019	0.0043
6	HUNTING & TRAPPING PRODUCTS	0.0128	..	0.0262	..	0.0004	0.0083	0.0019	0.0043
7	IRON ORES & CONCENTRATES	0.0137	..	0.0382	..	0.0005	0.0197	0.0027	0.0069
8	OTHER METAL ORES & CONCENTRATES	0.0136	..	0.0377	..	0.0005	0.0196	0.0028	0.0069
9	COAL	0.0091	..	0.1806	0.0001	0.0009	0.0544	0.0043	0.0044
10	CRUDE MINERAL OILS	0.0091	..	0.1806	0.0001	0.0009	0.0544	0.0043	0.0044
11	NATURAL GAS	0.0091	..	0.1806	0.0001	0.0009	0.0544	0.0043	0.0044
12	NON-METALLIC MINERALS	0.0188	..	0.0530	..	0.0006	0.0220	0.0037	0.0106
13	SERVICES INCIDENTAL TO MINING	0.0161	..	0.0403	..	0.0009	0.0161	0.0064	0.0076
14	MEAT PRODUCTS	0.0133	..	0.0446	..	0.0015	0.0174	0.0106	0.0063
15	DAIRY PRODUCTS	0.0212	..	0.0406	..	0.0015	0.0176	0.0109	0.0064
16	FISH PRODUCTS	0.0212	..	0.0405	..	0.0015	0.0176	0.0109	0.0064
17	FRUITS & VEGETABLES PREPARATIONS	0.0212	..	0.0405	..	0.0015	0.0176	0.0109	0.0064
18	FEEDS	0.0211	..	0.0407	..	0.0015	0.0178	0.0110	0.0064
19	FLOUR, WHEAT MEAL & OTHER CEREALS	0.0212	..	0.0405	..	0.0015	0.0176	0.0109	0.0064
20	BREAKFAST CEREAL & BAKERY PROD.	0.0211	..	0.0406	..	0.0015	0.0176	0.0109	0.0064
21	SUGAR	0.0212	..	0.0405	..	0.0015	0.0176	0.0109	0.0064
22	MISC. FOOD PRODUCTS	0.0247	..	0.0408	..	0.0015	0.0176	0.0109	0.0064
23	SOFT DRINKS	0.0212	..	0.0405	..	0.0015	0.0176	0.0109	0.0064
24	ALCOHOLIC BEVERAGES	0.0212	..	0.0405	..	0.0015	0.0176	0.0109	0.0064
25	TOBACCO PROCESSED UNMANUFACTURED	0.0136	..	0.0421	..	0.0020	0.0195	0.0159	0.0049
26	CIGARETTES & TOBACCO MFG	0.0136	..	0.0421	..	0.0020	0.0195	0.0159	0.0049
27	TIRES & TUBES	0.0111	..	0.0365	..	0.0016	0.0219	0.0113	0.0057
28	OTHER RUBBER PRODUCTS	0.0115	..	0.0366	..	0.0016	0.0218	0.0111	0.0059
29	PLASTIC FABRICATED PRODUCTS	0.0116	..	0.0372	..	0.0015	0.0216	0.0108	0.0061
30	LEATHER & LEATHER PRODUCTS	0.0194	..	0.0391	..	0.0014	0.0198	0.0101	0.0090
31	YARNS & MAN-MADE FIBRES	0.0107	..	0.0324	..	0.0012	0.0173	0.0081	0.0055
32	FABRICS	0.0107	..	0.0334	..	0.0011	0.0165	0.0077	0.0053
33	OTHER TEXTILE PRODUCTS	0.0145	..	0.0329	..	0.0011	0.0171	0.0079	0.0054
34	HOSIERY & KNITTED WEAR	0.0132	..	0.0409	..	0.0011	0.0147	0.0076	0.0044
35	CLOTHING & ACCESSORIES	0.0163	..	0.0435	..	0.0012	0.0151	0.0081	0.0039
36	LUMBER & TIMBER	0.0217	..	0.0679	..	0.0008	0.0178	0.0052	0.0134
37	VENEER & PLYWOOD	0.0217	..	0.0677	..	0.0008	0.0178	0.0052	0.0133
38	OTHER WOOD FABRICATED MATERIALS	0.0212	..	0.0666	..	0.0009	0.0178	0.0053	0.0130
39	FURNITURE & FIXTURES	0.0109	..	0.0418	..	0.0011	0.0171	0.0076	0.0056
40	PULP	0.0164	..	0.0426	..	0.0008	0.0171	0.0055	0.0099
41	NEWSPRINT & OTHER PAPER STOCK	0.0164	..	0.0427	..	0.0008	0.0171	0.0055	0.0099
42	PAPER PRODUCTS	0.0157	..	0.0421	..	0.0010	0.0178	0.0065	0.0093
43	PRINTING & PUBLISHING	0.0120	..	0.0391	..	0.0018	0.0233	0.0114	0.0061
44	ADVERTISING PRINT MEDIA	0.0119	..	0.0390	..	0.0019	0.0234	0.0115	0.0060
45	IRON & STEEL PRODUCTS	0.0116	..	0.0282	..	0.0006	0.0167	0.0037	0.0062
46	ALUMINUM PRODUCTS	0.0117	..	0.0282	..	0.0006	0.0167	0.0036	0.0062
47	COPPER & COPPER ALLOY PRODUCTS	0.0117	..	0.0281	..	0.0006	0.0167	0.0036	0.0062
48	NICKEL PRODUCTS	0.0117	..	0.0291	..	0.0007	0.0173	0.0044	0.0062
49	OTHER NON-FERROUS METAL PRODUCTS	0.0116	..	0.0298	..	0.0010	0.0173	0.0061	0.0061
50	BOILERS, TANKS & PLATES	0.0109	..	0.0292	..	0.0009	0.0173	0.0058	0.0062
51	FABRICATED STRUCTURAL METAL PROD.	0.0112	..	0.0297	..	0.0010	0.0179	0.0062	0.0061
52	OTHER METAL FABRICATED PRODUCTS	0.0110	..	0.0297	..	0.0010	0.0179	0.0062	0.0061
53	AGRICULTURAL MACHINERY	0.0091	..	0.0400	..	0.0012	0.0191	0.0074	0.0047
54	OTHER INDUSTRIAL MACHINERY	0.0097	..	0.0389	..	0.0011	0.0189	0.0072	0.0051
55	MOTOR VEHICLES	0.0083	..	0.0224	..	0.0009	0.0174	0.0058	0.0043
56	MOTOR VEHICLE PARTS	0.0087	..	0.0238	..	0.0010	0.0153	0.0062	0.0045
57	OTHER TRANSPORT EQUIPMENT	0.0088	..	0.0239	..	0.0009	0.0159	0.0060	0.0045
58	APPLIANCES & RECEIVERS, HOUSEHOLD	0.0106	..	0.0374	..	0.0014	0.0191	0.0089	0.0054
59	OTHER ELECTRICAL PRODUCTS	0.0108	..	0.0370	..	0.0012	0.0192	0.0086	0.0053
60	CEMENT & CONCRETE PRODUCTS	0.0193	..	0.0356	..	0.0010	0.0181	0.0062	0.0114
61	OTHER NON-METALLIC MINERAL PROD.	0.0191	..	0.0356	..	0.0010	0.0182	0.0062	0.0112
62	GASOLINE & FUEL OIL	0.0096	..	0.0825	..	0.0009	0.0315	0.0060	0.0049
63	OTHER PETROLEUM & COAL PROD.	0.0104	..	0.0881	..	0.0010	0.0331	0.0067	0.0053
64	INDUSTRIAL CHEMICALS	0.0165	..	0.0434	..	0.0022	0.0283	0.0166	0.0085
65	FERTILIZERS	0.0185	..	0.0431	..	0.0013	0.0232	0.0091	0.0101
66	PHARMACEUTICALS	0.0168	..	0.0439	..	0.0023	0.0287	0.0171	0.0086
67	OTHER CHEMICAL PRODUCTS	0.0167	..	0.0435	..	0.0022	0.0280	0.0166	0.0084
68	SCIENTIFIC EQUIPMENT	0.0120	..	0.0422	..	0.0019	0.0224	0.0134	0.0062
69	OTHER MANUFACTURED PRODUCTS	0.0123	..	0.0413	..	0.0018	0.0225	0.0130	0.0063
70	RESIDENTIAL CONSTRUCTION	0.0188	..	0.0358	..	0.0007	0.0379	0.0043	0.0090
71	NON-RESIDENTIAL CONSTRUCTION	0.0188	..	0.0358	..	0.0007	0.0379	0.0043	0.0090
72	REPAIR CONSTRUCTION	0.0188	..	0.0358	..	0.0007	0.0379	0.0043	0.0090
73	PIPELINE TRANSPORTATION	0.0234	..	0.0458	..	0.0010	0.0176	0.0099	0.0112
74	TRANSPORTATION & STORAGE	0.0248	..	0.0459	..	0.0010	0.0176	0.0099	0.0112
75	RADIO & TELEVISION BROADCASTING	0.0152	..	0.0274	..	0.0184	0.0169	0.0036	0.0040
76	TELEPHONE & TELEGRAPH	0.0152	..	0.0274	..	0.0184	0.0169	0.0036	0.0040
77	POSTAL SERVICES	0.0152	..	0.0274	..	0.0184	0.0169	0.0036	0.0040
78	ELECTRIC POWER	0.0068	..	0.0300	..	0.0004	0.0114	0.0021	0.0037
79	OTHER UTILITIES	0.0069	..	0.0308	..	0.0004	0.0114	0.0022	0.0043
80	WHOLESALE MARGINS	0.0140	..	0.0578	..	0.0019	0.0272	0.0120	0.0067
81	RETAIL MARGINS	0.0078	..	0.0817	..	0.0046	0.0179	0.0126	0.0065
82	IMPUTED RENT OWNER OCCUP. DWEL.	0.0030	1.0000	0.0162	..	0.0001	0.0061	0.0008	0.0014
83	OTHER FINANCIALS, REAL ESTATE	0.0148	..	1.0598	0.0006	0.0024	0.0316	0.0114	0.0057
84	BUSINESS SERVICES	0.0144	..	0.0611	..	0.0030	0.0180	0.0087	0.0089
85	EDUCATION SERVICES	0.0143	..	0.0392	1.0000	0.0011	0.0178	0.0035	0.0101
86	HEALTH SERVICES	0.0143	..	0.0392	1.0000	0.0011	0.0178	0.0035	0.0101
87	AMUSEMENT & RECREATION SERVICES	0.0233	..	0.1228	0.0001	1.0542	0.0362	0.0161	0.0144
88	ACCOMMODATION & FOOD SERVICES	0.0643	..	0.0567	..	0.0176	0.0169	0.0408	0.0071
89	OTHER PERSONAL & MISC. SERVICES	0.3047	..	0.0878	..	0.0016	0.1495	0.0131	0.3178
90	TRANSPORTATION MARGINS	0.0242	..	0.0448	..	0.0010	0.0172	0.0096	0.0109
91	OPERATING OFFICE LAB. & FOOD	0.0896	..	0.0362	..	0.0011	0.0322	0.0072	0.0478
92	TRAVEL, ADVERTISING & PROMOTION	0.0431	..	0.0409	..	0.0219	0.0954	0.0143	0.0120

TABLE 89. IMPACT (INVERSE) MATRIX (AGGREGATION - M). 1970 - CONCLUDED

NO	COMMODITY AGGREGATION - M	TRANS MARGINS	OPERATING OFFICE LAB & FOOD	TRAVEL PROMOTION ADVTG.
1	GRAINS	0.0270	0.0677	0.0167
2	LIVE ANIMALS	0.0269	0.0678	0.0166
3	OTHER AGRICULTURAL PRODUCTS	0.0269	0.0681	0.0169
4	FORESTRY PRODUCTS	0.0132	0.1536	0.0184
5	FISH LANDINGS	0.0122	0.0246	0.0089
6	HUNTING & TRAPPING PRODUCTS	0.0122	0.0246	0.0089
7	IRON ORES & CONCENTRATES	0.0131	0.1188	0.0129
8	OTHER METAL ORES & CONCENTRATES	0.0141	0.1169	0.0135
9	COAL	0.0058	0.0557	0.0194
10	CRUDE MINERAL OILS	0.0058	0.0557	0.0194
11	NATURAL GAS	0.0058	0.0557	0.0194
12	NON METALLIC MINERALS	0.0129	0.1314	0.0179
13	SERVICES INCIDENTAL TO MINING	0.0097	0.1251	0.0332
14	MEAT PRODUCTS	0.0378	0.0629	0.0561
15	DAIRY PRODUCTS	0.0413	0.0631	0.0580
16	FISH PRODUCTS	0.0414	0.0631	0.0580
17	FRUITS & VEGETABLES PREPARATIONS	0.0414	0.0631	0.0581
18	FEEDS	0.0410	0.0631	0.0584
19	FLOUR, WHEAT MEAL & OTHER CEREALS	0.0414	0.0631	0.0580
20	BREAKFAST CEREAL & BAKERY PROD.	0.0412	0.0631	0.0581
21	SUGAR	0.0414	0.0631	0.0580
22	MISC. FOOD PRODUCTS	0.0412	0.0632	0.0578
23	SOFT DRINKS	0.0414	0.0631	0.0580
24	ALCOHOLIC BEVERAGES	0.0414	0.0631	0.0580
25	TOBACCO PROCESSED UNMANUFACTURED..	0.0236	0.0516	0.0871
26	CIGARETTES & TOBACCO MFG.	0.0236	0.0516	0.0871
27	TIRES & TUBES	0.0276	0.0589	0.0611
28	OTHER RUBBER PRODUCTS	0.0275	0.0597	0.0601
29	PLASTIC FABRICATED PRODUCTS	0.0286	0.0624	0.0582
30	LEATHER & LEATHER PRODUCTS	0.0234	0.0610	0.0540
31	YARNS & MAN MADE FIBRES	0.0249	0.0603	0.0432
32	FABRICS	0.0234	0.0583	0.0410
33	OTHER TEXTILE PRODUCTS	0.0243	0.0599	0.0422
34	HOSIERY & KNITTED WEAR	0.0172	0.0460	0.0407
35	CLOTHING & ACCESSORIES	0.0145	0.0386	0.0434
36	LUMBER & TIMBER	0.0350	0.1309	0.0237
37	VENER & PLYWOOD	0.0350	0.1306	0.0238
38	OTHER WOOD FABRICATED MATERIALS	0.0346	0.1273	0.0247
39	FURNITURE & FIXTURES	0.0250	0.0562	0.0401
40	PULP	0.0474	0.0978	0.0265
41	NEWSPRINT & OTHER PAPER STOCK	0.0473	0.0979	0.0266
42	PAPER PRODUCTS	0.0438	0.0917	0.0325
43	PRINTING & PUBLISHING	0.0258	0.0500	0.0614
44	ADVERTISING PRINT MEDIA	0.0254	0.0491	0.0620
45	IRON & STEEL PRODUCTS	0.0306	0.0874	0.0187
46	ALUMINUM PRODUCTS	0.0308	0.0887	0.0180
47	COPPER & COPPER ALLOY PRODUCTS	0.0308	0.0886	0.0180
48	NICKEL PRODUCTS	0.0309	0.0890	0.0177
49	OTHER NON FERROUS METAL PRODUCTS	0.0301	0.0857	0.0220
50	BOILERS, TANKS & PLATES	0.0272	0.0685	0.0323
51	FABRICATED STRUCTURAL METAL PROD.	0.0278	0.0718	0.0302
52	OTHER METAL FABRICATED PRODUCTS	0.0272	0.0694	0.0324
53	AGRICULTURAL MACHINERY	0.0223	0.0545	0.0393
54	OTHER INDUSTRIAL MACHINERY	0.0236	0.0588	0.0381
55	MOTOR VEHICLES	0.0222	0.0505	0.0307
56	MOTOR VEHICLE PARTS	0.0229	0.0522	0.0327
57	OTHER TRANSPORT EQUIPMENT	0.0219	0.0515	0.0312
58	APPLIANCES & RECEIVERS, HOUSEHOLD	0.0332	0.0624	0.0478
59	OTHER ELECTRICAL PRODUCTS	0.0222	0.0609	0.0463
60	CEMENT & CONCRETE PRODUCTS	0.0462	0.1163	0.0310
61	OTHER NON-METALLIC MINERAL PROD.	0.0456	0.1146	0.0313
62	GASOLINE & FUEL OIL	0.0096	0.0556	0.0291
63	OTHER PETROLEUM & COAL PROD.	0.0132	0.0592	0.0328
64	INDUSTRIAL CHEMICALS	0.0356	0.0687	0.0900
65	FERTILIZERS	0.0219	0.1103	0.0482
66	PHARMACEUTICALS	0.0358	0.0679	0.0929
67	OTHER CHEMICAL PRODUCTS	0.0358	0.0680	0.0899
68	SCIENTIFIC EQUIPMENT	0.0226	0.0616	0.0730
69	OTHER MANUFACTURED PRODUCTS	0.0230	0.0624	0.0707
70	RESIDENTIAL CONSTRUCTION	0.0276	0.0513	0.0210
71	NON-RESIDENTIAL CONSTRUCTION	0.0276	0.0513	0.0210
72	REPAIR CONSTRUCTION	0.0276	0.0513	0.0210
73	PIPELINE TRANSPORTATION	0.0092	0.0724	0.0234
74	TRANSPORTATION & STORAGE	0.0092	0.0725	0.0234
75	RADIO & TELEVISION BROADCASTING	0.0038	0.0350	0.0179
76	TELEPHONE & TELEGRAPH	0.0038	0.0350	0.0179
77	POSTAL SERVICES	0.0038	0.0350	0.0179
78	ELECTRIC POWER	0.0092	0.0308	0.0103
79	OTHER UTILITIES	0.0092	0.0315	0.0106
80	WHOLESALE MARGINS	0.0103	0.0593	0.0646
81	RETAIL MARGINS	0.0067	0.0599	0.0445
82	IMPLIED RENT OWNER OCPI, DWEL.	0.0043	0.0083	0.0036
83	OTHER FINANCIALS, REAL ESTATE	0.0043	0.0480	0.0393
84	BUSINESS SERVICES	0.0059	0.0732	0.0461
85	EDUCATION SERVICES	0.0052	0.0617	0.0173
86	HEALTH SERVICES	0.0052	0.0617	0.0173
87	AMUSEMENT & RECREATION SERVICES	0.0085	0.1377	0.0786
88	ACCOMMODATION & FOOD SERVICES	0.0164	0.0606	0.0372
89	OTHER PERSONAL & MISC. SERVICES	0.0093	0.0711	0.0418
90	TRANSPORTATION MARGINS	1.0090	0.0708	0.0229
91	OPERATING, OFFICE, LAB. & FOOD	0.0377	1.0435	0.0327
92	TRAVEL, ADVERTISING & PROMOTION	0.0166	0.0493	1.0345

TABLE 90. MARGINS (AGGREGATION - M), 1970 (MILLIONS OF DOLLARS)

NO.	COMMODITY AGGREGATION - M	RETAIL	WHOLESALE	TAX	TRANSPORT	GAS	STORAGE	PIPELINE
1	GRAINS.....	--	100.0	--	122.0	--	118.4	--
2	LIVE ANIMALS.....	0.5	50.3	--	30.6	--	--	--
3	OTHER AGRICULTURAL PRODUCTS.....	185.1	132.4	0.5	92.1	--	9.1	--
4	FORESTRY PRODUCTS.....	2.0	8.8	--	82.0	--	--	--
5	FISH LANDINGS.....	4.5	15.8	--	10.3	--	--	--
6	HUNTING & TRAPPING PRODUCTS.....	--	1.5	--	0.8	--	--	--
7	IRON ORES & CONCENTRATES.....	--	--	--	100.3	--	--	--
8	OTHER METAL ORES & CONCENTRATES.....	--	--	--	109.8	--	--	--
9	COAL.....	3.8	12.3	--	46.4	--	--	--
10	CRUDE MINERAL OILS.....	--	--	--	2.2	--	--	283.1
11	NATURAL GAS.....	--	--	--	--	299.2	--	212.0
12	NON-METALLIC MINERALS.....	5.5	10.4	--	151.2	--	--	--
14	MEAT PRODUCTS.....	407.0	74.7	7.8	52.2	--	--	--
15	DAIRY PRODUCTS.....	199.9	55.7	--	24.4	--	--	--
16	FISH PRODUCTS.....	28.2	27.7	--	10.9	--	--	--
17	FRUITS & VEGETABLES PREPARATIONS.....	155.3	67.7	--	25.5	--	--	--
18	FEEDS.....	21.2	50.3	--	38.7	--	--	--
19	FLOUR,WHEAT,MEAL & OTHER CEREALS.....	13.4	18.7	--	12.1	--	--	--
20	BREAKFAST CEREAL & BAKERY PROD.....	172.4	37.8	--	21.7	--	--	--
21	SUGAR.....	21.8	15.6	--	8.8	--	--	--
22	MISC. FOOD PRODUCTS.....	225.0	93.8	29.6	45.0	--	--	--
23	SOFT DRINKS.....	64.1	13.8	35.0	6.1	--	--	--
24	ALCOHOLIC BEVERAGES.....	204.2	13.8	970.9	28.8	--	--	--
25	TOBACCO PROCESSED UNMANUFACTURED.....	--	--	--	3.0	--	--	--
26	CIGARETTES & TOBACCO MFG.....	127.5	73.6	584.5	5.2	--	--	--
27	TIRES & TUBES.....	54.8	52.8	30.3	24.1	--	--	--
28	OTHER RUBBER PRODUCTS.....	25.3	22.5	10.0	8.2	--	--	--
29	PLASTIC FABRICATED PRODUCTS.....	16.9	32.6	14.0	12.7	--	--	--
30	LEATHER & LEATHER PRODUCTS.....	185.1	25.2	45.4	9.9	--	--	--
31	YARNS & MAN MADE FIBRES.....	14.5	26.3	3.3	10.8	--	--	--
32	FABRICS.....	51.8	68.9	12.4	13.3	--	--	--
33	OTHER TEXTILE PRODUCTS.....	145.1	60.0	56.8	23.7	--	--	--
34	HOSIERY & KNITTED WEAR.....	238.4	26.3	42.6	14.1	--	--	--
35	CLOTHING & ACCESSORIES.....	790.3	91.2	133.6	56.9	--	--	--
36	LUMBER & TIMBER.....	5.2	99.4	26.9	121.6	--	--	--
37	VENEER & PLYWOOD.....	5.2	58.4	19.2	20.5	--	--	--
38	OTHER WOOD FABRICATED MATERIALS.....	0.9	83.3	30.6	35.9	--	--	--
39	FURNITURE & FIXTURES.....	203.0	42.9	70.3	23.5	--	--	--
40	PULP.....	--	4.6	--	49.4	--	--	--
41	NEWSPRINT & OTHER PAPER STOCK.....	6.0	98.1	9.8	133.5	--	--	--
42	PAPER PRODUCTS.....	109.4	116.8	67.6	65.1	--	--	--
43	PRINTING & PUBLISHING.....	79.7	83.5	64.1	32.5	--	--	--
45	IRON & STEEL PRODUCTS.....	--	128.0	41.3	112.1	--	--	--
46	ALUMINUM PRODUCTS.....	1.8	20.2	0.3	22.5	--	--	--
47	COPPER & COPPER ALLOY PRODUCTS.....	--	21.3	3.5	22.5	--	--	--
48	NICKEL PRODUCTS.....	--	4.6	--	27.6	--	--	--
49	OTHER NON FERROUS METAL PRODUCTS.....	0.7	252.5	0.9	46.6	--	--	--
50	BOILERS, TANKS & PLATES.....	1.3	25.9	15.8	8.2	--	--	--
51	FABRICATED STRUCTURAL METAL PROD.....	3.4	52.3	47.9	29.0	--	--	--
52	OTHER METAL FABRICATED PRODUCTS.....	82.5	318.2	90.3	111.3	--	--	--
53	AGRICULTURAL MACHINERY.....	14.7	99.6	--	14.3	--	--	--
54	OTHER INDUSTRIAL MACHINERY.....	35.4	748.6	150.6	148.2	--	--	--
55	MOTOR VEHICLES.....	374.3	322.5	215.9	70.2	--	--	--
56	MOTOR VEHICLE PARTS.....	205.8	309.4	77.7	75.2	--	--	--
57	OTHER TRANSPORT EQUIPMENT.....	25.6	43.8	75.8	25.0	--	--	--
58	APPLIANCES & RECEIVERS,HOUSEHOLD.....	234.9	101.2	121.1	20.0	--	--	--
59	OTHER ELECTRICAL PRODUCTS.....	58.3	283.1	129.7	63.6	--	--	--
60	CEMENT & CONCRETE PRODUCTS.....	0.6	34.0	46.7	35.9	--	--	--
61	OTHER NON-METALLIC MINERAL PROD.....	46.6	94.9	32.3	66.1	--	--	--
62	GASOLINE & FUEL OIL.....	483.6	496.0	1180.7	98.9	--	--	--
63	OTHER PETROLEUM & COAL PROD.....	28.9	97.2	15.1	41.3	2.1	--	10.0
64	INDUSTRIAL CHEMICALS.....	5.1	103.3	1.0	92.6	--	--	--
65	FERTILIZERS.....	7.5	14.5	--	46.8	--	--	--
66	PHARMACEUTICALS.....	202.8	58.2	23.8	8.9	--	--	--
67	OTHER CHEMICAL PRODUCTS.....	179.9	152.4	104.5	56.9	--	--	--
68	SCIENTIFIC EQUIPMENT.....	104.3	90.7	68.5	24.0	--	--	--
69	OTHER MANUFACTURED PRODUCTS.....	275.3	97.5	80.0	28.7	--	--	--
78	ELECTRIC POWER.....	--	--	27.8	--	--	--	--
84	BUSINESS SERVICES.....	--	--	16.7	--	--	--	--
87	AMUSEMENT & RECREATION SERVICES.....	--	--	60.9	--	--	--	--
89	OTHER PERSONAL & MISC. SERVICES.....	--	--	19.1	--	--	--	--
93	NON-COMPETING IMPORTS.....	29.4	23.7	--	15.2	--	--	--
	TOTAL.....	6176.0	5861.2	4913.3	2997.1	301.3	127.5	505.0

NOTE: DETAIL MAY NOT ADD DUE TO ROUNDING.

TABLE 91. MAKE (OUTPUT) MATRIX (AGGREGATION - S), 1971 (MILLIONS OF DOLLARS)

NO.	COMMODITY AGGREGATION - S	AGRICUL- TURE	FOREST- TRY	FISHING & TRAPPING	MINES QUARRIES & OIL WELLS	MANUFACTURING	CONSTRUCTION
1	GRAINS.....	1076.6	--	--	--	1.0	--
2	OTHER AGRICULTURAL PRODUCTS.....	3727.8	9.2	--	--	11.7	--
3	FORESTRY PRODUCTS.....	42.4	1286.0	--	--	43.5	--
4	FISHING & TRAPPING PRODUCTS.....	--	--	217.5	--	--	--
5	METALLIC ORES & CONCENTRATES.....	--	--	--	2052.3	153.1	--
6	MINERALS FUELS.....	--	--	--	1912.8	4.1	--
7	NON-METALLIC MINERALS.....	--	--	--	485.3	20.4	--
8	SERVICES INCIDENTAL TO MINING.....	--	--	--	439.0	--	--
9	MEAT,FISH & DAIRY PRODUCTS.....	64.3	--	--	--	4313.0	--
10	FRUIT,VEG.,FEED,MISC.FOOD PROD.....	8.2	--	--	--	3518.9	--
11	BEVERAGES.....	--	--	--	--	1259.9	--
12	TOBACCO & TOBACCO PRODUCTS.....	--	--	--	--	564.3	--
13	RUBBER,LEATHER,PLASTIC FAB.PRO.....	--	--	--	--	1397.3	--
14	TEXTILE PRODUCTS.....	--	--	--	--	1777.2	--
15	KNITTED PRODUCTS & CLOTHING.....	--	--	--	--	1856.9	--
16	LUMBER,SAWMILL,OTHER WOOD PROD.....	--	6.8	--	--	2310.0	--
17	FURNITURE & FIXTURES.....	--	--	--	--	760.2	--
18	PAPER & PAPER PRODUCTS.....	--	--	--	--	4128.3	--
19	PRINTING & PUBLISHING.....	--	--	--	--	1632.5	--
20	PRIMARY METAL PRODUCTS.....	--	--	--	0.5	4895.2	--
21	METAL FABRICATED PRODUCTS.....	--	--	--	--	3358.1	--
22	MACHINERY & EQUIPMENT.....	--	0.2	--	14.3	2003.4	--
23	AUTOS,TRUCKS,OTHER TRANSP. EQP.....	--	--	--	--	6980.8	--
24	ELEC. & COMMUNICATIONS PROD.....	--	--	--	--	2966.2	--
25	NON-METALLIC MINERAL PRODUCTS.....	--	--	--	6.0	1462.9	--
26	PETROLEUM & COAL PRODUCTS.....	--	--	--	53.9	2204.5	--
27	CHEMICALS,CHEMICAL PROD.....	--	--	--	131.9	2834.4	--
28	MISC. MANUFACTURED PRODUCTS.....	--	--	--	--	1129.5	--
29	RESIDENTIAL CONSTRUCTION.....	--	--	--	--	--	4257.4
30	NON-RESIDENTIAL CONSTRUCTION.....	--	--	--	--	--	9118.9
31	REPAIR CONSTRUCTION.....	--	--	--	--	--	2791.0
32	TRANSPORTATION & STORAGE.....	--	2.9	--	--	6.2	--
33	COMMUNICATION SERVICES.....	--	--	--	--	--	--
34	OTHER UTILITIES.....	--	0.2	--	1.1	19.3	--
35	WHOLESALE MARGINS.....	--	4.3	--	4.1	1286.3	--
36	RETAIL MARGINS.....	--	--	--	--	--	--
37	IMPLIED RENT OWNER OCPD. DWEL.....	--	--	--	--	--	--
38	OTHER FINANCE,INS.,REAL ESTATE.....	4.4	0.7	--	39.0	87.3	89.3
39	BUSINESS SERVICES.....	--	--	--	--	49.3	--
40	PERSONAL & OTHER MISC. SERVICE.....	--	27.7	2.3	23.9	240.7	99.4
41	TRANSPORTATION MARGINS.....	--	--	--	--	--	--
42	OPERATING,OFFICE,LAB & FOOD.....	--	--	--	--	--	--
43	TRAVEL, ADVERTISING, PROMOTION.....	--	--	--	--	--	--
	TOTAL.....	4923.7	1338.1	219.8	5164.0	53276.2	16356.0

NOTE: DETAIL MAY NOT ADD DUE TO ROUNDING.

TABLE 91. MAKE (OUTPUT) MATRIX (AGGREGATION - S), 1971 (MILLIONS OF DOLLARS) - CONTINUED

NO.	COMMODITY AGGREGATION - S	TRANS. & STORAGE	COMMUNI- CATION	ELEC POWER GAS,OTHER UTILITIES	WHOLESALE TRADE	RETAIL TRADE	FINANCE, INS. & REAL EST.
1	GRAINS.....	--	--	--	--	--	--
2	OTHER AGRICULTURAL PRODUCTS.....	--	--	--	--	3.9	--
3	FORESTRY PRODUCTS.....	--	--	1.3	--	--	--
4	FISHING & TRAPPING PRODUCTS.....	--	--	--	--	--	--
5	METALLIC ORES & CONCENTRATES.....	--	--	--	--	--	--
6	MINERALS FUELS.....	--	--	--	--	--	--
7	NON-METALLIC MINERALS.....	--	--	--	--	--	--
8	SERVICES INCIDENTAL TO MINING.....	--	--	--	--	--	--
9	MEAT,FISH & DAIRY PRODUCTS.....	--	--	--	0.2	231.1	--
10	FRUIT,VEG.,FEED,MISC.FOOD PROD.....	--	--	--	11.8	3.8	--
11	BEVERAGES.....	--	--	--	--	--	--
12	TOBACCO & TOBACCO PRODUCTS.....	--	--	--	0.4	--	--
13	RUBBER,LEATHER,PLASTIC FAB.PRO.....	--	--	--	4.7	--	--
14	TEXTILE PRODUCTS.....	--	--	--	8.3	2.7	--
15	KNITTED PRODUCTS & CLOTHING.....	--	--	--	0.5	0.5	--
16	LUMBER,SAWMILL,OTHER WOOD PROD.....	--	--	--	1.2	--	--
17	FURNITURE & FIXTURES.....	--	--	--	3.6	--	--
18	PAPER & PAPER PRODUCTS.....	--	--	--	1.8	--	--
19	PRINTING & PUBLISHING.....	--	--	--	2.1	--	--
20	PRIMARY METAL PRODUCTS.....	--	--	--	--	--	--
21	METAL FABRICATED PRODUCTS.....	--	--	--	8.0	--	--
22	MACHINERY & EQUIPMENT.....	--	--	--	--	--	--
23	AUTOS,TRUCKS,OTHER TRANSP. EQP.....	48.0	--	--	2.8	--	--
24	ELEC. & COMMUNICATIONS PROD.....	--	97.9	--	3.2	--	--
25	NON-METALLIC MINERAL PRODUCTS.....	--	--	--	0.9	--	--
26	PETROLEUM & COAL PRODUCTS.....	1.9	--	0.3	--	--	--
27	CHEMICALS,CHEMICAL PROD.....	--	--	--	0.3	--	--
28	MISC. MANUFACTURED PRODUCTS.....	--	--	--	30.0	--	--
29	RESIDENTIAL CONSTRUCTION.....	--	--	--	--	--	--
30	NON-RESIDENTIAL CONSTRUCTION.....	--	--	--	--	--	--
31	REPAIR CONSTRUCTION.....	--	--	--	--	--	--
32	TRANSPORTATION & STORAGE.....	7666.8	--	12.9	--	8.8	0.3
33	COMMUNICATION SERVICES.....	--	2619.4	--	--	--	--
34	OTHER UTILITIES.....	8.9	--	2369.4	--	--	0.1
35	WHOLESALE MARGINS.....	2.0	--	--	5280.5	--	--
36	RETAIL MARGINS.....	7.3	--	26.3	--	6695.4	--
37	IMPLIED RENT OWNER OCPD. DWEL.....	--	--	--	--	--	5560.3
38	OTHER FINANCE,INS.,REAL ESTATE.....	27.7	1.0	4.2	44.7	53.7	10369.1
39	BUSINESS SERVICES.....	9.3	41.0	0.2	--	--	15.5
40	PERSONAL & OTHER MISC. SERVICE.....	77.9	17.6	42.0	530.0	1313.4	119.1
41	TRANSPORTATION MARGINS.....	--	--	--	--	--	--
42	OPERATING,OFFICE,LAB & FOOD.....	--	--	--	--	--	--
43	TRAVEL, ADVERTISING, PROMOTION.....	--	--	--	--	--	--
	TOTAL.....	7849.9	2776.8	2456.5	5935.2	8313.4	16064.4

NOTE: DETAIL MAY NOT ADD DUE TO ROUNDING.

TABLE 91. MAKE (OUTPUT) MATRIX (AGGREGATION - S), 1971 (MILLIONS OF DOLLARS) - CONCLUDED

NO.	COMMODITY AGGREGATION - S	BUSINESS & PERSONAL SERVICES	TRANS MARGINS	OPERATING OFFICE SUPPLIES	TRAVEL PROMOTION, ADVIG.	TOTAL INDUSTRIES
1	GRAINS	--	--	--	--	1077.6
2	OTHER AGRICULTURAL PRODUCTS	--	--	--	--	3752.7
3	FORESTRY PRODUCTS	--	--	--	--	1373.2
4	FISHING & TRAPPING PRODUCTS	--	--	--	--	217.5
5	METALLIC ORES & CONCENTRATES	--	--	--	--	2205.4
6	MINERALS FUELS	--	--	--	--	1916.8
7	NON-METALLIC MINERALS	--	--	--	--	505.7
8	SERVICES INCIDENTAL TO MINING	--	--	--	--	439.0
9	MEAT, FISH & DAIRY PRODUCTS	--	--	--	--	4608.6
10	FRUIT, VEG. FEED, MISC. FOOD PROD	--	--	--	--	3542.7
11	BEVERAGES	--	--	--	--	1259.9
12	TOBACCO & TOBACCO PRODUCTS	--	--	--	--	564.8
13	RUBBER, LEATHER, PLASTIC FAB. PRO.	--	--	--	--	1402.0
14	TEXTILE PRODUCTS	--	--	--	--	1788.2
15	KNITTED PRODUCTS & CLOTHING	--	--	--	--	1858.0
16	LUMBER, SAWMILL, OTHER WOOD PROD	--	--	--	--	2317.9
17	FURNITURE & FIXTURES	--	--	--	--	763.8
18	PAPER & PAPER PRODUCTS	--	--	--	--	4130.0
19	PRINTING & PUBLISHING	--	--	--	--	1634.6
20	PRIMARY METAL PRODUCTS	--	--	--	--	4895.6
21	METAL FABRICATED PRODUCTS	--	--	--	--	3366.1
22	MACHINERY & EQUIPMENT	--	--	--	--	2017.8
23	AUTOS, TRUCKS, OTHER TRANSP. EQP	--	--	--	--	7031.7
24	ELEC. & COMMUNICATIONS PROD	--	--	--	--	3067.3
25	NON-METALLIC MINERAL PRODUCTS	--	--	--	--	1469.8
26	PETROLEUM & COAL PRODUCTS	--	--	--	--	2260.6
27	CHEMICALS, CHEMICAL PROD	--	--	--	--	2966.6
28	MISC. MANUFACTURED PRODUCTS	--	--	--	--	1159.5
29	RESIDENTIAL CONSTRUCTION	--	--	--	--	4257.4
30	NON-RESIDENTIAL CONSTRUCTION	--	--	--	--	9118.9
31	REPAIR CONSTRUCTION	--	--	--	--	2791.0
32	TRANSPORTATION & STORAGE	--	--	--	--	7697.9
33	COMMUNICATION SERVICES	--	--	--	--	2619.4
34	OTHER UTILITIES	7.4	--	--	--	2406.4
35	WHOLESALE MARGINS	34.5	--	--	--	6611.8
36	RETAIL MARGINS	65.3	--	--	--	6794.3
37	IMPUTED RENT OWNER OCPO, DWEL	--	--	--	--	5560.3
38	OTHER FINANCE, INS., REAL ESTATE	78.4	--	--	--	10799.4
39	BUSINESS SERVICES	2715.7	--	--	--	2830.9
40	PERSONAL & OTHER MISC. SERVICE	8214.9	--	--	--	10709.0
41	TRANSPORTATION MARGINS	--	3444.4	--	--	3444.4
42	OPERATING, OFFICE, LAB & FOOD	--	--	6476.4	--	6476.4
43	TRAVEL, ADVERTISING, PROMOTION	--	--	--	3293.2	3293.2
	TOTAL	11116.2	3444.4	6476.4	3293.2	149004.2

NOTE: DETAIL MAY NOT ADD DUE TO ROUNDING.

TABLE 92. USE (INPUT) MATRIX (AGGREGATION - S), 1971 (MILLIONS OF DOLLARS)

NO.	COMMODITY AGGREGATION - S	AGRICUL- TURE	FORE- STRY	FISHING, HUNTING & TRAPPING	MINES QUARRIES & OIL WELLS	MANUFAC- TURING	CONSTRUC- TION
1	GRAINS	36.4	--	--	--	332.1	--
2	OTHER AGRICULTURAL PRODUCTS	183.0	--	--	--	2458.2	6.8
3	FORESTRY PRODUCTS	0.4	138.4	--	--	1247.4	5.8
4	FISHING & TRAPPING PRODUCTS	--	--	2.0	--	172.4	--
5	METALLIC ORES & CONCENTRATES	--	--	--	7.9	1468.4	--
6	MINERALS FUELS	2.5	--	--	6.0	1618.3	4.3
7	NON-METALLIC MINERALS	5.4	--	0.6	18.1	190.8	68.6
8	SERVICES INCIDENTAL TO MINING	--	--	--	236.7	--	70.9
9	MEAT, FISH & DAIRY PRODUCTS	2.9	--	--	--	749.1	--
10	FRUIT, VEG. FEED, MISC. FOOD PROD	492.3	--	--	--	754.3	--
11	BEVERAGES	--	--	--	--	43.4	--
12	TOBACCO & TOBACCO PRODUCTS	--	--	--	--	125.3	--
13	RUBBER, LEATHER, PLASTIC FAB. PRO.	9.5	--	--	--	587.8	176.4
14	TEXTILE PRODUCTS	14.4	3.0	5.9	6.2	1569.3	61.4
15	KNITTED PRODUCTS & CLOTHING	--	--	--	--	170.4	--
16	LUMBER, SAWMILL, OTHER WOOD PROD	2.4	--	2.1	1.2	600.2	899.4
17	FURNITURE & FIXTURES	--	--	--	--	42.2	14.9
18	PAPER & PAPER PRODUCTS	3.4	--	--	6.9	1572.8	99.5
19	PRINTING & PUBLISHING	--	--	--	0.2	172.7	--
20	PRIMARY METAL PRODUCTS	--	--	--	42.5	3007.4	556.9
21	METAL FABRICATED PRODUCTS	23.3	10.4	0.9	7.5	1486.5	1624.9
22	MACHINERY & EQUIPMENT	46.7	7.0	2.6	49.2	416.4	205.8
23	AUTOS, TRUCKS, OTHER TRANSP. EQP	1.0	3.8	13.5	6.6	2672.8	23.8
24	ELEC. & COMMUNICATIONS PROD	--	--	5.8	2.4	828.6	686.9
25	NON-METALLIC MINERAL PRODUCTS	0.2	0.1	0.3	6.3	561.1	936.4
26	PETROLEUM & COAL PRODUCTS	196.4	25.4	12.2	48.8	401.8	153.3
27	CHEMICALS, CHEMICAL PROD	166.7	1.8	0.4	67.9	1651.7	102.7
28	MISC. MANUFACTURED PRODUCTS	--	--	2.7	--	301.2	95.9
29	RESIDENTIAL CONSTRUCTION	--	--	--	--	--	--
30	NON-RESIDENTIAL CONSTRUCTION	--	--	--	--	--	--
31	REPAIR CONSTRUCTION	89.9	16.3	0.4	149.6	190.1	6.9
32	TRANSPORTATION & STORAGE	16.9	156.1	2.2	45.0	363.4	145.6
33	COMMUNICATION SERVICES	13.0	3.1	0.4	12.2	271.5	28.4
34	OTHER UTILITIES	46.9	0.9	0.3	109.0	573.8	7.0
35	WHOLESALE MARGINS	143.9	13.4	5.8	50.7	1279.0	753.6
36	RETAIL MARGINS	30.3	1.0	1.0	2.8	39.1	101.2
37	IMPUTED RENT OWNER OCPO, DWEL	--	--	--	--	--	--
38	OTHER FINANCE, INS., REAL ESTATE	169.1	95.7	3.3	440.1	765.8	253.5
39	BUSINESS SERVICES	8.7	5.0	0.4	166.1	570.6	568.5
40	PERSONAL & OTHER MISC. SERVICE	7.6	47.3	1.8	20.9	249.2	268.1
41	TRANSPORTATION MARGINS	83.1	3.0	2.0	21.6	1047.0	295.3
42	OPERATING, OFFICE, LAB & FOOD	323.5	148.4	2.2	413.4	1715.0	285.5
43	TRAVEL, ADVERTISING, PROMOTION	0.5	5.0	--	31.5	1352.2	80.8
44	NON-COMPETING IMPORTS	--	--	--	--	277.1	--
45	UNALLOCATED IMPORTS & EXPORTS	--	--	--	--	--	--
46	NET INDIRECT TAXES	37.1	34.6	3.0	126.1	566.2	972.4
47	LABOUR INCOME	372.2	490.9	52.0	1238.7	13011.2	5300.3
48	NET INCOME UNINC. BUSINESS	1543.4	23.0	50.2	10.0	73.0	482.0
49	OTHER OPERATING SURPLUS	851.0	104.5	45.9	1812.0	5729.4	1012.1
	TOTAL	4923.7	1338.1	219.8	5164.0	53276.2	16356.0

NOTE: DETAIL MAY NOT ADD DUE TO ROUNDING.

TABLE 92. USE (INPUT) MATRIX (AGGREGATION - \$), 1971 (MILLIONS OF DOLLARS) - CONTINUED

NO.	COMMODITY AGGREGATION - \$	TRANS. & STORAGE	COMMUNI- CATION	ELEC POWER GAS, OTHER UTILITIES	WHOLESALE TRADE	RETAIL TRADE	FINANCE, INS. & REAL EST.
1	GRAINS	--	--	--	4.7	--	--
2	OTHER AGRICULTURAL PRODUCTS	1.6	--	--	0.7	220.4	--
3	FORESTRY PRODUCTS	--	--	--	--	--	--
4	FISHING & TRAPPING PRODUCTS	--	--	--	--	--	--
5	METALLIC ORES & CONCENTRATES	--	--	7.0	0.1	--	--
6	MINERAL FUELS	12.3	0.1	109.8	2.0	13.6	8.4
7	NON-METALLIC MINERALS	2.8	--	--	--	--	--
8	SERVICES INCIDENTAL TO MINING	--	--	--	--	--	--
9	MEAT, FISH & DAIRY PRODUCTS	--	--	--	0.4	2.7	--
10	FRUIT, VEG., FEED, MISC. FOOD PROD.	1.0	--	--	1.4	--	--
11	BEVERAGES	--	--	--	--	--	--
12	TOBACCO & TOBACCO PRODUCTS	--	--	--	0.2	--	--
13	RUBBER, LEATHER, PLASTIC FAB PRO	72.4	--	--	14.3	18.3	--
14	TEXTILE PRODUCTS	6.7	1.3	--	11.4	2.3	--
15	KNITTED PRODUCTS & CLOTHING	--	--	--	--	10.0	--
16	LUMBER, SAWMILL, OTHER WOOD PROD.	--	--	--	14.4	3.9	--
17	FURNITURE & FIXTURES	--	--	--	--	--	--
18	PAPER & PAPER PRODUCTS	2.3	--	--	54.3	132.5	--
19	PRINTING & PUBLISHING	3.8	24.0	1.4	11.0	8.7	29.9
20	PRIMARY METAL PRODUCTS	8.3	--	--	4.0	--	--
21	METAL FABRICATED PRODUCTS	4.5	--	--	27.1	14.1	--
22	MACHINERY & EQUIPMENT	1.7	0.1	--	--	--	--
23	AUTOS, TRUCKS, OTHER TRANSP. EQP.	226.8	--	--	--	--	--
24	ELIC. & COMMUNICATIONS PROD.	14.9	63.2	--	0.2	--	--
25	NON-METALLIC MINERAL PRODUCTS	2.6	--	--	1.3	1.6	--
26	PETROLEUM & COAL PRODUCTS	255.9	3.6	27.8	64.7	50.0	17.3
27	CHEMICALS, CHEMICAL PROD.	7.3	1.3	--	9.2	9.1	--
28	MISC. MANUFACTURED PRODUCTS	5.7	5.4	--	4.7	5.4	--
29	RESIDENTIAL CONSTRUCTION	--	--	--	--	--	--
30	NON-RESIDENTIAL CONSTRUCTION	--	--	--	--	--	--
31	REPAIR CONSTRUCTION	213.8	62.8	115.7	6.4	40.4	1241.2
32	TRANSPORTATION & STORAGE	706.6	98.5	11.7	164.1	91.5	--
33	COMMUNICATION SERVICES	102.3	65.8	9.7	124.9	167.7	224.3
34	OTHER UTILITIES	39.6	10.2	37.2	33.5	136.8	78.6
35	WHOLESALE MARGINS	152.1	5.5	15.3	66.2	34.4	9.0
36	RETAIL MARGINS	55.8	21.3	1.5	14.4	13.6	2.6
37	IMPUTED RENT OWNER OCPD. DWEL.	--	--	--	--	--	--
38	OTHER FINANCE, INS. REAL ESTATE	226.2	48.2	57.2	309.1	611.2	1115.0
39	BUSINESS SERVICES	60.0	39.5	16.7	125.1	76.5	262.8
40	PERSONAL & OTHER MISC. SERVICE	212.9	63.2	14.1	52.4	48.6	74.2
41	TRANSPORTATION MARGINS	32.7	2.2	14.5	13.2	15.2	2.2
42	OPERATING OFFICE LAB & FOOD	406.2	57.3	38.3	251.2	378.1	305.0
43	TRAVEL, ADVERTISING, PROMOTION	95.0	29.9	12.7	345.0	302.5	317.4
44	NON-COMPETING IMPORTS	--	--	--	--	3.5	--
45	UNALLOCATED IMPORTS & EXPORTS	--	--	--	--	--	--
46	NET INDIRECT TAXES	374.3	-79.7	55.2	74.0	247.5	2618.9
47	LABOUR INCOME	2900.3	1272.5	557.1	2869.8	3930.4	2765.3
48	NET INCOME UNINC. BUSINESS	173.8	--	2.1	208.1	708.0	1796.3
49	OTHER OPERATING SURPLUS	1468.0	980.9	1351.6	1051.6	1015.1	5187.3
	TOTAL	7849.9	2776.8	2456.5	5935.2	8313.4	16064.4

NOTE: DETAIL MAY NOT ADD DUE TO ROUNDING.

TABLE 92. USE (INPUT) MATRIX (AGGREGATION - \$), 1971 (MILLIONS OF DOLLARS) - CONCLUDED

NO.	COMMODITY AGGREGATION - \$	BUSINESS & PERSONAL SERVICES	TRANS. MARGINS	OPERATING OFFICE SUPPLIES	TRAVEL, PROMOTION, ADVTG.	TOTAL INDUSTRIES
1	GRAINS	--	--	--	--	373.1
2	OTHER AGRICULTURAL PRODUCTS	69.0	--	43.5	--	2983.2
3	FORESTRY PRODUCTS	--	--	--	--	1392.0
4	FISHING & TRAPPING PRODUCTS	10.3	--	1.8	--	186.4
5	METALLIC ORES & CONCENTRATES	0.8	--	--	--	1484.1
6	MINERAL FUELS	3.6	--	--	--	1781.0
7	NON-METALLIC MINERALS	0.6	--	0.4	--	287.3
8	SERVICES INCIDENTAL TO MINING	--	--	--	--	307.6
9	MEAT, FISH & DAIRY PRODUCTS	509.7	--	152.1	--	1416.9
10	FRUIT, VEG., FEED, MISC. FOOD PROD.	155.2	--	89.3	--	1493.5
11	BEVERAGES	14.4	--	12.8	48.2	118.8
12	TOBACCO & TOBACCO PRODUCTS	--	--	--	--	125.5
13	RUBBER, LEATHER, PLASTIC FAB PRO	10.0	--	267.7	4.0	1160.3
14	TEXTILE PRODUCTS	68.6	--	39.3	--	1789.8
15	KNITTED PRODUCTS & CLOTHING	2.6	--	14.5	--	197.5
16	LUMBER, SAWMILL, OTHER WOOD PROD.	19.0	--	3.6	--	1546.2
17	FURNITURE & FIXTURES	1.5	--	--	--	58.7
18	PAPER & PAPER PRODUCTS	57.5	--	280.9	2.0	2212.1
19	PRINTING & PUBLISHING	9.6	--	374.5	717.1	1352.9
20	PRIMARY METAL PRODUCTS	3.5	--	20.4	--	3643.0
21	METAL FABRICATED PRODUCTS	6.5	--	374.4	--	3579.9
22	MACHINERY & EQUIPMENT	0.1	--	867.9	--	1597.5
23	AUTOS, TRUCKS, OTHER TRANSP. EQP.	--	--	395.6	33.3	3377.1
24	ELIC. & COMMUNICATIONS PROD.	0.8	--	256.5	4.4	1863.7
25	NON-METALLIC MINERAL PRODUCTS	9.0	--	33.3	--	1552.3
26	PETROLEUM & COAL PRODUCTS	56.1	--	4.1	48.9	1366.4
27	CHEMICALS, CHEMICAL PROD.	91.5	--	325.9	2.1	2437.5
28	MISC. MANUFACTURED PRODUCTS	90.5	--	204.5	58.4	774.5
29	RESIDENTIAL CONSTRUCTION	--	--	--	--	--
30	NON-RESIDENTIAL CONSTRUCTION	--	--	--	--	--
31	REPAIR CONSTRUCTION	19.5	--	--	--	2152.9
32	TRANSPORTATION & STORAGE	28.9	3444.4	--	489.0	5772.7
33	COMMUNICATION SERVICES	167.2	--	--	276.7	1467.0
34	OTHER UTILITIES	72.4	--	--	--	1146.0
35	WHOLESALE MARGINS	104.3	--	677.8	48.2	3359.2
36	RETAIL MARGINS	41.3	--	256.9	52.8	635.6
37	IMPUTED RENT OWNER OCPD. DWEL.	--	--	--	--	--
38	OTHER FINANCE, INS. REAL ESTATE	507.5	--	--	--	4601.8
39	BUSINESS SERVICES	238.5	--	--	324.5	2462.8
40	PERSONAL & OTHER MISC. SERVICE	252.8	--	1012.1	778.6	3103.8
41	TRANSPORTATION MARGINS	38.1	--	168.3	15.7	1754.0
42	OPERATING OFFICE LAB & FOOD	658.3	--	--	--	4982.2
43	TRAVEL, ADVERTISING, PROMOTION	284.2	--	--	--	2856.7
44	NON-COMPETING IMPORTS	6.5	--	4.2	--	291.2
45	UNALLOCATED IMPORTS & EXPORTS	--	--	50.3	144.8	195.1
46	NET INDIRECT TAXES	229.1	--	543.8	244.4	6046.9
47	LABOUR INCOME	3688.7	--	--	--	38449.3
48	NET INCOME UNINC. BUSINESS	2413.4	--	--	--	7483.2
49	OTHER OPERATING SURPLUS	1175.4	--	--	--	21784.7
	TOTAL	11116.2	3444.4	6476.4	3293.2	149004.2

NOTE: DETAIL MAY NOT ADD DUE TO ROUNDING.

TABLE 93. FINAL DEMAND MATRIX (AGGREGATION - S). 1971 (MILLIONS OF DOLLARS)

COMMODITY AGGREGATION - S	CONS. EXP. DURABLE	CONS. EXP. SEMI-DURABLE	CONS. EXP. NON-DURABLE	CONS. EXP. SERVICES	CONS. TRUCTION. BUSINESS	CONS. TRUCTION. GOVERNMENT	MACHINERY. EQUIPMENT. BUSINESS	MACHINERY. EQUIPMENT. GOVERNMENT
NO.								
1 GRAINS	--	--	--	--	--	--	--	--
2 OTHER AGRICULTURAL PRODUCTS	--	15.2	688.4	18.8	--	--	--	--
3 FORESTRY PRODUCTS	--	--	25.6	--	--	--	--	--
4 FISHING & TRAPPING PRODUCTS	--	--	14.2	--	--	--	--	--
5 METALLIC ORES & CONCENTRATES	--	--	--	--	--	--	--	--
6 MINERALS FULLS	--	--	71.9	13.8	--	--	--	--
7 NON-METALLIC MINERALS	--	2.8	10.3	--	--	--	--	--
8 SERVICES INCIDENTAL TO MINING	--	--	--	--	131.4	--	--	--
9 MEAT FISH & DAIRY PRODUCTS	--	--	2892.3	--	--	--	--	--
10 FRUIT/VEG./FEED/MISC FOOD PROD	--	--	2196.1	--	--	--	--	--
11 BEVERAGES	--	--	1056.4	--	--	--	--	--
12 TOBACCO & TOBACCO PRODUCTS	--	--	399.7	--	--	--	--	--
13 RUBBER/LEATHER/PLASTIC FAB PRO.	108.4	473.9	20.9	--	--	--	9.2	2.1
14 TEXTILE PRODUCTS	178.4	320.6	59.2	--	--	--	7.1	0.7
15 KNITTED PRODUCTS & CLOTHING	--	1758.8	--	--	--	--	--	--
16 LUMBER/SAWMILL/OTHER WOOD PROD	22.5	30.5	0.5	--	--	--	12.8	0.2
17 FURNITURE & FIXTURES	474.8	16.4	--	--	--	--	155.0	33.8
18 PAPER & PAPER PRODUCTS	--	12.3	205.4	--	--	--	--	--
19 PRINTING & PUBLISHING	--	430.0	--	27.2	--	--	--	--
20 PRIMARY METAL PRODUCTS	--	2.5	--	--	--	--	--	--
21 METAL FABRICATED PRODUCTS	26.1	116.1	9.8	--	--	--	-61.0	--
22 MACHINERY & EQUIPMENT	30.4	20.9	--	--	--	--	151.0	18.4
23 AUTOS/TRUCKS/OTHER TRANSP. EQP	2171.3	--	--	--	--	--	2181.0	56.6
24 ELEC. & COMMUNICATIONS PROD	768.8	59.4	--	--	68.9	--	1165.6	119.3
25 NON-METALLIC MINERAL PRODUCTS	--	59.7	--	--	--	--	991.3	26.1
26 PETROLEUM & COAL PRODUCTS	--	0.4	897.3	15.5	--	--	15.1	0.2
27 CHEMICALS/CHEMICAL PROD	14.4	71.6	646.3	--	--	--	--	--
28 MISC. MANUFACTURED PRODUCTS	431.2	236.9	66.1	7.4	--	--	207.7	80.8
29 RESIDENTIAL CONSTRUCTION	--	--	--	--	4239.4	183.0	--	--
30 NON-RESIDENTIAL CONSTRUCTION	--	--	--	--	5761.7	3499.7	--	--
31 REPAIR CONSTRUCTION	--	--	--	31.6	--	--	--	--
32 TRANSPORTATION & STORAGE	--	--	59.2	1109.9	--	--	--	--
33 COMMUNICATION SERVICES	--	--	--	965.5	--	--	--	--
34 OTHER UTILITIES	--	--	969.0	247.5	--	--	--	--
35 WHOLESALE MARGINS	565.8	319.7	961.3	10.8	8.9	--	654.1	29.1
36 RETAIL MARGINS	1476.4	1824.3	2665.0	9.7	7.0	--	150.7	10.1
37 IMPUTED RENT OWNER OCPI DWEL	--	--	--	5560.3	--	--	--	--
38 OTHER FINANCE/INS./REAL ESTATE	--	--	--	5835.2	543.0	--	--	--
39 BUSINESS SERVICES	--	--	--	284.2	--	--	--	--
40 PERSONAL & OTHER MISC. SERVICE	618.2	61.4	--	5997.9	--	--	--	--
41 TRANSPORTATION MARGINS	106.4	133.2	282.2	2.5	1.4	--	129.5	8.8
42 OPERATING/OFFICE LAB & FOOD	--	--	--	242.8	--	--	--	--
43 TRAVEL, ADVERTISING, PROMOTION	--	--	--	89.1	--	--	--	--
44 NON-COMPETING IMPORTS	--	--	117.5	--	--	--	--	--
45 UNALLOCATED IMPORTS & EXPORTS	--	--	--	95.8	--	--	--	--
46 NET INDIRECT TAXES	838.4	637.0	2923.3	268.8	7.7	--	505.3	31.0
47 LABOUR INCOME	--	--	--	1963.2	--	--	--	--
48 NET INCOME UNINC. BUSINESS	--	--	--	--	--	--	--	--
49 OTHER OPERATING SURPLUS	--	--	--	143.0	--	--	--	--
TOTAL	7831.5	6603.8	17237.9	22946.4	10769.5	3327.7	6283.3	417.3

NOTE: DETAIL MAY NOT ADD DUE TO ROUNDING.

TABLE 93. FINAL DEMAND MATRIX (AGGREGATION - S). 1971 (MILLIONS OF DOLLARS) - CONCLUDED

COMMODITY AGGREGATION - S	INVENTORIES	DOMESTIC EXPORTS	RE-EXPORTS	IMPORTS	GOVT. GROSS CURRENT OF GOOD & INPEND.	GOVT. SALE OF GOOD & SERVICES	FINAL EXPEND. ON GDP
NO.							
1 GRAINS	-100.4	819.7	--	-14.8	--	-0.1	704.5
2 OTHER AGRICULTURAL PRODUCTS	88.3	326.6	3.1	-177.4	16.0	-9.5	769.4
3 FORESTRY PRODUCTS	-53.1	42.4	--	-13.7	--	--	-18.8
4 FISHING & TRAPPING PRODUCTS	0.2	42.5	1.6	-27.2	--	-0.1	31.1
5 METALLIC ORES & CONCENTRATES	32.2	943.6	0.3	-257.8	3.0	--	721.3
6 MINERALS FULLS	-23.6	984.5	0.5	-902.6	14.5	-23.2	135.9
7 NON-METALLIC MINERALS	18.2	265.0	4.6	-107.7	25.1	-0.1	218.4
8 SERVICES INCIDENTAL TO MINING	--	--	--	--	--	--	131.4
9 MEAT FISH & DAIRY PRODUCTS	39.3	490.4	4.9	-233.6	--	-1.6	3191.7
10 FRUIT/VEG./FEED/MISC FOOD PROD	37.6	259.7	10.7	-474.9	--	--	2049.2
11 BEVERAGES	38.4	189.0	0.1	-142.7	--	--	1141.1
12 TOBACCO & TOBACCO PRODUCTS	-1.0	55.7	0.3	-15.6	--	--	349.2
13 RUBBER/LEATHER/PLASTIC FAB PRO.	27.5	67.7	5.6	-473.6	--	--	241.7
14 TEXTILE PRODUCTS	62.8	82.4	7.7	-744.4	21.7	--	-1.6
15 KNITTED PRODUCTS & CLOTHING	86.5	22.6	2.5	-273.9	15.9	-1.9	1660.5
16 LUMBER/SAWMILL/OTHER WOOD PROD	-108.8	955.4	1.9	-139.3	--	-4.0	771.3
17 FURNITURE & FIXTURES	39.5	37.4	0.4	-55.8	3.7	-0.2	208.2
18 PAPER & PAPER PRODUCTS	-1.0	1919.3	2.0	-222.3	--	--	1917.9
19 PRINTING & PUBLISHING	-1.3	32.8	6.4	-289.1	38.3	-12.7	281.7
20 PRIMARY METAL PRODUCTS	49.0	1984.7	65.4	-787.9	--	--	1252.6
21 METAL FABRICATED PRODUCTS	-82.8	230.3	18.0	-727.7	27.2	--	-213.8
22 MACHINERY & EQUIPMENT	-308.1	657.7	92.7	-2338.8	28.7	-0.9	420.3
23 AUTOS/TRUCKS/OTHER TRANSP. EQP	42.2	4379.0	78.4	-4582.9	214.4	-1.6	3654.5
24 ELEC. & COMMUNICATIONS PROD	29.8	453.7	28.8	-1189.8	35.5	--	1201.7
25 NON-METALLIC MINERAL PRODUCTS	-21.9	110.6	1.3	-247.5	--	--	-82.5
26 PETROLEUM & COAL PRODUCTS	20.3	101.2	6.0	-254.2	117.8	-10.1	894.2
27 CHEMICALS/CHEMICAL PROD	66.7	511.6	13.8	-920.0	119.8	-4.2	529.1
28 MISC. MANUFACTURED PRODUCTS	53.5	183.6	33.0	-982.6	79.6	-12.2	385.0
29 RESIDENTIAL CONSTRUCTION	--	--	--	--	--	--	4257.4
30 NON-RESIDENTIAL CONSTRUCTION	--	--	--	--	47.5	--	9118.9
31 REPAIR CONSTRUCTION	--	--	--	--	606.5	--	638.1
32 TRANSPORTATION & STORAGE	--	704.3	--	-157.0	285.3	-76.5	1925.2
33 COMMUNICATION SERVICES	--	30.9	--	-28.4	185.0	-0.6	1152.4
34 OTHER UTILITIES	--	43.0	--	-8.0	234.8	-225.7	1260.4
35 WHOLESALE MARGINS	--	691.8	24.4	-91.1	77.7	--	3252.6
36 RETAIL MARGINS	--	--	--	--	15.6	--	6158.8
37 IMPUTED RENT OWNER OCPI DWEL	--	--	--	--	--	--	5560.3
38 OTHER FINANCE/INS./REAL ESTATE	--	85.5	--	-329.1	306.5	-241.4	6197.7
39 BUSINESS SERVICES	--	170.9	--	-467.5	421.5	-41.0	368.0
40 PERSONAL & OTHER MISC. SERVICE	--	3.8	--	-19.2	1830.8	-887.7	7605.2
41 TRANSPORTATION MARGINS	--	988.7	7.7	--	30.0	--	1690.4
42 OPERATING/OFFICE LAB & FOOD	--	--	--	--	1251.4	--	1494.2
43 TRAVEL, ADVERTISING, PROMOTION	--	--	--	--	347.4	--	436.5
44 NON-COMPETING IMPORTS	-7.0	--	0.9	-402.7	--	--	-291.2
45 UNALLOCATED IMPORTS & EXPORTS	--	1779.2	--	-2070.1	--	--	-195.1
46 NET INDIRECT TAXES	--	0.8	--	925.0	106.2	--	6243.6
47 LABOUR INCOME	--	--	--	--	12023.7	--	13996.9
48 NET INCOME UNINC. BUSINESS	--	--	--	--	--	--	--
49 OTHER OPERATING SURPLUS	--	--	--	--	1350.6	--	1493.6
TOTAL	25.2	20667.9	423.2	-19415.8	19933.7	-1557.4	95488.2

NOTE: DETAIL MAY NOT ADD DUE TO ROUNDING.

TABLE 94. IMPACT (INVERSE) MATRIX (AGGREGATION - S). 1971

COMMODITY AGGREGATION - S	AGRICUL- TURE	FORE- STRY	FISHING, HUNTING & TRAPPING	MINES QUARRIES & OIL WELLS	MANUFAC- TURING	CONSTRUC- TION	TRANS- & STORAGE	COMMUNI- CATION
NO.								
1 GRAINS	1.0559	0.0071	0.0009	0.0170	0.2991	0.0274	0.0404	0.0088
2 OTHER AGRICULTURAL PRODUCTS	1.0501	0.0099	0.0009	0.0171	0.3010	0.0273	0.0407	0.0089
3 FORESTRY PRODUCTS	0.0474	1.0353	0.0007	0.0110	0.2070	0.0277	0.1483	0.0110
4 FISHING & TRAPPING PRODUCTS	0.0107	0.0048	1.0085	0.0124	0.2072	0.0068	0.0320	0.0064
5 METALLIC ORES & CONCENTRATES	0.0122	0.0052	0.0007	0.9912	0.2210	0.0403	0.0301	0.0093
6 MINERALS FUELS	0.0080	0.0032	0.0005	1.0585	0.1353	0.0421	0.0281	0.0088
7 NON-METALLIC MINERALS	0.0104	0.0043	0.0006	1.0203	0.1839	0.0411	0.0292	0.0091
8 SERVICES INCIDENTAL TO MINING	0.0078	0.0032	0.0004	1.0606	0.1326	0.0422	0.0280	0.0088
9 MEAT,FISH & DAIRY PRODUCTS	0.0819	0.0304	0.0038	0.0572	1.3249	0.0150	0.0566	0.0158
10 FRUIT,VEG.FEED,MISC.FOOD PROD.	0.0722	0.0321	0.0040	0.0601	1.3975	0.0148	0.0582	0.0153
11 BEVERAGES	0.0701	0.0322	0.0040	0.0605	1.4058	0.0148	0.0583	0.0153
12 TOBACCO & TOBACCO PRODUCTS	0.0701	0.0322	0.0040	0.0604	1.4048	0.0148	0.0583	0.0153
13 RUBBER,LEATHER,PLASTIC FAB.PRO.	0.0699	0.0321	0.0040	0.0603	1.4014	0.0148	0.0583	0.0153
14 TEXTILE PRODUCTS	0.0698	0.0321	0.0040	0.0601	1.3978	0.0148	0.0582	0.0154
15 KNITTED PRODUCTS & CLOTHING	0.0701	0.0322	0.0040	0.0604	1.4051	0.0148	0.0583	0.0153
16 LUMBER,SAWMILL,OTHER WOOD PROD.	0.0699	0.0353	0.0040	0.0603	1.4015	0.0148	0.0586	0.0153
17 FURNITURE & FIXTURES	0.0698	0.0321	0.0040	0.0602	1.3996	0.0148	0.0583	0.0154
18 PAPER & PAPER PRODUCTS	0.0701	0.0322	0.0040	0.0605	1.4052	0.0148	0.0583	0.0153
19 PRINTING & PUBLISHING	0.0700	0.0322	0.0040	0.0604	1.4041	0.0148	0.0583	0.0153
20 PRIMARY METAL PRODUCTS	0.0701	0.0322	0.0040	0.0606	1.4057	0.0148	0.0583	0.0153
21 METAL FABRICATED PRODUCTS	0.0700	0.0322	0.0040	0.0603	1.4027	0.0148	0.0583	0.0153
22 MACHINERY & EQUIPMENT	0.0697	0.0321	0.0040	0.0675	1.3967	0.0150	0.0581	0.0152
23 AUTOS,TRUCKS,OTHER TRANSP. EQP.	0.0697	0.0320	0.0040	0.0601	1.3967	0.0150	0.0655	0.0153
24 ELEC. & COMMUNICATIONS PROD.	0.0680	0.0312	0.0039	0.0586	1.3620	0.0152	0.0579	0.0157
25 NON-METALLIC MINERAL PRODUCTS	0.0698	0.0321	0.0040	0.0645	1.3998	0.0149	0.0582	0.0153
26 PETROLEUM & COAL PRODUCTS	0.0646	0.0315	0.0039	0.0843	1.3742	0.0155	0.0585	0.0151
27 CHEMICALS,CHEMICAL PROD.	0.0673	0.0309	0.0039	0.1049	1.3490	0.0160	0.0569	0.0150
28 MISC. MANUFACTURED PRODUCTS	0.0685	0.0315	0.0039	0.0591	1.3722	0.0147	0.0581	0.0157
29 RESIDENTIAL CONSTRUCTION	0.0220	0.0102	0.0102	0.0267	0.4163	1.0086	0.0511	0.0113
30 NON-RESIDENTIAL CONSTRUCTION	0.0220	0.0102	0.0102	0.0267	0.4163	1.0086	0.0511	0.0113
31 REPAIR CONSTRUCTION	0.0220	0.0102	0.0102	0.0267	0.4163	1.0086	0.0511	0.0113
32 TRANSPORTATION & STORAGE	0.0089	0.0041	0.0005	0.0095	0.1495	0.0364	1.1104	0.0204
33 COMMUNICATION SERVICES	0.0047	0.0019	0.0003	0.0041	0.0773	0.0279	0.0478	1.0289
34 OTHER UTILITIES	0.0039	0.0017	0.0002	0.0004	0.0694	0.0519	0.0231	0.0071
35 WHOLESALE MARGINS	0.0196	0.0092	0.0011	0.0174	0.3637	0.0110	0.0528	0.0281
36 RETAIL MARGINS	0.0303	0.0025	0.0003	0.0068	0.1028	0.0156	0.0306	0.0277
37 IMPLIED RENT OWNER OCPI, DWEL.	0.0038	0.0016	0.0002	0.0044	0.0653	0.0854	0.0122	0.0194
38 OTHER FINANCE,INS,REAL ESTATE	0.0052	0.0020	0.0003	0.0090	0.0808	0.0909	0.0161	0.0194
39 BUSINESS SERVICES	0.0172	0.0047	0.0014	0.0100	0.1986	0.0108	0.0281	0.0371
40 PERSONAL & OTHER MISC. SERVICE	0.0188	0.0075	0.0015	0.0125	0.1941	0.0214	0.0349	0.0250
41 TRANSPORTATION MARGINS	0.0086	0.0039	0.0005	0.0092	0.1448	0.0353	1.0756	0.0197
42 OPERATING OFFICE, LAB & FOOD	0.0379	0.0138	0.0020	0.0279	0.5770	0.0113	0.0610	0.0146
43 TRAVEL, ADVERTISING, PROMOTION	0.0237	0.0102	0.0014	0.0195	0.4087	0.0170	0.1931	0.0113

TABLE 94. IMPACT (INVERSE) MATRIX (AGGREGATION - S). 1971 - CONCLUDED

COMMODITY AGGREGATION - S	ELEC POWER GAS,OTHER UTILITIES	WHOLESALE TRADE	RETAIL TRADE	FINANCE, INS. & REAL EST.	BUSINESS & PERSONAL SERVICES	TRANS. MARGINS	OPERATING OFFICE SUPPLIES	TRAVEL PROMOTION, ADV.G.
NO.								
1 GRAINS	0.0137	0.0417	0.0146	0.0480	0.0261	0.0271	0.0890	0.0132
2 OTHER AGRICULTURAL PRODUCTS	0.0137	0.0417	0.0146	0.0481	0.0262	0.0271	0.0891	0.0133
3 FORESTRY PRODUCTS	0.0069	0.0331	0.0178	0.0890	0.0625	0.0125	0.1415	0.0172
4 FISHING & TRAPPING PRODUCTS	0.0042	0.0297	0.0087	0.0237	0.0186	0.0148	0.0241	0.0089
5 METALLIC ORES & CONCENTRATES	0.0227	0.0250	0.0098	0.0931	0.0542	0.0126	0.0971	0.0175
6 MINERALS FUELS	0.0231	0.0239	0.0097	0.0972	0.0550	0.0112	0.0993	0.0157
7 NON-METALLIC MINERALS	0.0229	0.0245	0.0097	0.0948	0.0546	0.0120	0.0980	0.0167
8 SERVICES INCIDENTAL TO MINING	0.0232	0.0239	0.0097	0.0973	0.0550	0.0111	0.0993	0.0157
9 MEAT,FISH & DAIRY PRODUCTS	0.0170	0.0383	0.0610	0.0394	0.0432	0.0307	0.0675	0.0414
10 FRUIT,VEG.FEED,MISC.FOOD PROD.	0.0169	0.0427	0.0120	0.0372	0.0438	0.0319	0.0676	0.0418
11 BEVERAGES	0.0170	0.0395	0.0109	0.0370	0.0438	0.0320	0.0676	0.0417
12 TOBACCO & TOBACCO PRODUCTS	0.0170	0.0403	0.0109	0.0371	0.0438	0.0320	0.0676	0.0418
13 RUBBER,LEATHER,PLASTIC FAB.PRO.	0.0169	0.0428	0.0109	0.0371	0.0438	0.0319	0.0676	0.0418
14 TEXTILE PRODUCTS	0.0169	0.0440	0.0124	0.0372	0.0438	0.0319	0.0676	0.0419
15 KNITTED PRODUCTS & CLOTHING	0.0170	0.0398	0.0112	0.0371	0.0438	0.0320	0.0676	0.0418
16 LUMBER,SAWMILL,OTHER WOOD PROD.	0.0169	0.0400	0.0109	0.0372	0.0439	0.0319	0.0679	0.0417
17 FURNITURE & FIXTURES	0.0169	0.0442	0.0109	0.0371	0.0438	0.0319	0.0676	0.0419
18 PAPER & PAPER PRODUCTS	0.0170	0.0399	0.0109	0.0370	0.0438	0.0320	0.0676	0.0418
19 PRINTING & PUBLISHING	0.0170	0.0407	0.0109	0.0371	0.0438	0.0320	0.0676	0.0418
20 PRIMARY METAL PRODUCTS	0.0170	0.0395	0.0109	0.0370	0.0438	0.0320	0.0676	0.0417
21 METAL FABRICATED PRODUCTS	0.0169	0.0418	0.0109	0.0371	0.0438	0.0320	0.0676	0.0418
22 MACHINERY & EQUIPMENT	0.0170	0.0394	0.0109	0.0375	0.0439	0.0319	0.0679	0.0416
23 AUTOS,TRUCKS,OTHER TRANSP. EQP.	0.0169	0.0398	0.0109	0.0371	0.0438	0.0319	0.0677	0.0416
24 ELEC. & COMMUNICATIONS PROD.	0.0166	0.0396	0.0110	0.0367	0.0437	0.0311	0.0665	0.0410
25 NON-METALLIC MINERAL PRODUCTS	0.0170	0.0400	0.0109	0.0373	0.0438	0.0319	0.0678	0.0417
26 PETROLEUM & COAL PRODUCTS	0.0172	0.0391	0.0109	0.0385	0.0441	0.0315	0.0684	0.0411
27 CHEMICALS,CHEMICAL PROD.	0.0172	0.0389	0.0108	0.0397	0.0443	0.0311	0.0690	0.0406
28 MISC. MANUFACTURED PRODUCTS	0.0167	0.0649	0.0109	0.0376	0.0441	0.0314	0.0673	0.0424
29 RESIDENTIAL CONSTRUCTION	0.0067	0.0535	0.0143	0.0136	0.0631	0.0288	0.0460	0.0224
30 NON-RESIDENTIAL CONSTRUCTION	0.0067	0.0535	0.0143	0.0136	0.0631	0.0288	0.0460	0.0224
31 REPAIR CONSTRUCTION	0.0067	0.0535	0.0143	0.0136	0.0631	0.0288	0.0460	0.0224
32 TRANSPORTATION & STORAGE	0.0100	0.0310	0.0192	0.0415	0.0497	0.0107	0.0712	0.0224
33 COMMUNICATION SERVICES	0.0054	0.0101	0.0145	0.0249	0.0420	0.0043	0.0317	0.0165
34 OTHER UTILITIES	1.0001	0.0122	0.0303	0.0245	0.0245	0.0094	0.0257	0.0098
35 WHOLESALE MARGINS	0.0097	0.0229	0.0115	0.0558	0.0574	0.0120	0.0589	0.0412
36 RETAIL MARGINS	0.0214	0.0148	0.0797	0.0951	0.0662	0.0069	0.0590	0.0434
37 IMPLIED RENT OWNER OCPI, DWEL.	0.0062	0.0095	0.0054	1.0739	0.0344	0.0042	0.0286	0.0253
38 OTHER FINANCE,INS,REAL ESTATE	0.0068	0.0145	0.0106	1.0332	0.0424	0.0047	0.0300	0.0257
39 BUSINESS SERVICES	0.0095	0.0222	0.0161	0.0603	1.0176	0.0103	0.0745	0.0350
40 PERSONAL & OTHER MISC. SERVICE	0.0144	0.0712	0.1376	0.0694	0.8222	0.0101	0.0715	0.0374
41 TRANSPORTATION MARGINS	0.0097	0.0300	0.0186	0.0402	0.0482	1.0104	0.0690	0.0217
42 OPERATING OFFICE, LAB & FOOD	0.0104	0.1117	0.0661	0.0338	1.0435	0.0408	1.0455	0.0291
43 TRAVEL, ADVERTISING, PROMOTION	0.0102	0.0442	0.0540	0.0388	0.2857	0.0172	0.0519	1.0267

TABLE 95. MAKE (OUTPUT) MATRIX (AGGREGATION - M), 1971 (MILLIONS OF DOLLARS)

NO.	COMMODITY AGGREGATION - M	AGRICULTURE	FORESTRY	FISHING, HUNTING & TRAPPING	METAL MINES	MINERAL FUELS	NON-METAL MINES & QUARRIES	SERVICES INCIDENTAL TO MINING	FOOD & BEVERAGE INDUSTRIES
1	GRAINS.....	1076.6	1.0
2	LIVE ANIMALS.....	1792.5
3	OTHER AGRICULTURAL PRODUCTS.....	1935.3	9.2	11.6
4	FORESTRY PRODUCTS.....	42.4	1286.0
5	FISH LANDINGS.....	205.1
6	HUNTING & TRAPPING PRODUCTS.....	12.4
7	IRON ORES & CONCENTRATES.....	492.8
8	OTHER METAL ORES & CONCENTRATES.....	1559.5
9	COAL.....	99.9
10	CRUDE MINERAL OILS.....	1404.0
11	NATURAL GAS.....	318.8
12	NON-METALLIC MINERALS.....	2.6	32.7	450.0	..	1.5
13	SERVICES INCIDENTAL TO MINING.....	43.6	..	5.2	390.2	..
14	MEAT PRODUCTS.....	62.8	2479.0
15	DAIRY PRODUCTS.....	1.5	1435.9
16	FISH PRODUCTS.....	371.2
17	FRUITS & VEGETABLES PREPARATIONS.....	607.1
18	FEEDS.....	731.4
19	FLOUR, WHEAT, MEAL & OTHER CEREALS.....	214.0
20	BREAKFAST CEREAL & BAKERY PROD.....	730.4
21	SUGAR.....	216.0
22	MISC FOOD PRODUCTS.....	8.2	1001.4
23	SOFT DRINKS.....	388.8
24	ALCOHOLIC BEVERAGES.....	871.1
25	TOBACCO PROCESSED UNMANUFACTURED.....
26	CIGARETTES & TOBACCO MFG.....
27	TIRES & TUBES.....
28	OTHER RUBBER PRODUCTS.....
29	PLASTIC FABRICATED PRODUCTS.....
30	LEATHER & LEATHER PRODUCTS.....
31	YARNS & MAN MADE FIBRES.....
32	FABRICS.....
33	OTHER TEXTILE PRODUCTS.....
34	HOSIERY & KNITTED WEAR.....
35	CLOTHING & ACCESSORIES.....
36	LUMBER & TIMBER.....	..	6.3
37	VENEER & PLYWOOD.....
38	OTHER WOOD FABRICATED MATERIALS.....	..	0.4
39	FURNITURE & FIXTURES.....
40	PULP.....
41	NEWSPRINT & OTHER PAPER STOCK.....
42	PAPER PRODUCTS.....	2.8
43	PRINTING & PUBLISHING.....
44	ADVERTISING, PRINT MEDIA.....
45	IRON & STEEL PRODUCTS.....
46	ALUMINUM PRODUCTS.....
47	COPPER & COPPER ALLOY PRODUCTS.....
48	NICKEL PRODUCTS.....
49	OTHER NON-FERROUS METAL PRODUCTS.....	0.5
50	BOILERS, TANKS & PLATES.....
51	FABRICATED STRUCTURAL METAL PROD.....
52	OTHER METAL FABRICATED PRODUCTS.....
53	AGRICULTURAL MACHINERY.....
54	OTHER INDUSTRIAL MACHINERY.....	..	0.2	..	3.6	3.5	0.7	6.5	2.5
55	MOTOR VEHICLES.....
56	MOTOR VEHICLE PARTS.....
57	OTHER TRANSPORT EQUIPMENT.....
58	APPLIANCES & RECEIVERS, HOUSEHOLD.....
59	OTHER ELECTRICAL PRODUCTS.....
60	CEMENT & CONCRETE PRODUCTS.....	3.1
61	OTHER NON-METALLIC MINERAL PROD.....	2.7
62	GASOLINE & FUEL OIL.....
63	OTHER PETROLEUM & COAL PROD.....	53.9
64	INDUSTRIAL CHEMICALS.....	0.1	..	10.5
65	FERTILIZERS.....	131.8
66	PHARMACEUTICALS.....	8.7
67	OTHER CHEMICAL PRODUCTS.....	73.1
68	SCIENTIFIC EQUIPMENT.....	1.5
69	OTHER MANUFACTURED PRODUCTS.....
70	RESIDENTIAL CONSTRUCTION.....
71	NON-RESIDENTIAL CONSTRUCTION.....
72	REPAIR CONSTRUCTION.....
73	PIPELINE TRANSPORTATION.....
74	TRANSPORTATION & STORAGE.....	..	2.9	0.5
75	RADIO & TELEVISION BROADCASTING.....
76	TELEPHONE & TELEGRAPH.....
77	POSTAL SERVICES.....
78	ELECTRIC POWER.....	..	0.2	..	1.1
79	OTHER UTILITIES.....
80	WHOLESALE MARGINS.....	..	4.3	..	2.2	..	1.8	..	215.1
81	RETAIL MARGINS.....
82	IMPLIED RENT OWNER OCPD, DWEL.....
83	OTHER FINANCE, INS, REAL ESTATE.....	4.4	0.7	..	8.5	28.1	0.9	1.5	5.2
84	BUSINESS SERVICES.....
85	EDUCATION SERVICES.....
86	HEALTH SERVICES.....
87	AMUSEMENT & RECREATION SERVICES.....
88	ACCOMMODATION & FOOD SERVICES.....	..	22.7	..	9.7	..	0.7	..	4.6
89	OTHER PERSONAL & MISC SERVICES.....	..	5.1	2.3	5.1	0.1	5.0	3.2	0.9
90	TRANSPORTATION MARGINS.....
91	OPERATING OFFICE, LAB, & FOOD.....
92	TRAVEL, ADVERTISING & PROMOTION.....
TOTAL.....		4923.7	1338.1	219.8	2129.2	2031.1	602.3	401.4	9367.0

NOTE: DETAIL MAY NOT ADD DUE TO ROUNDING AND SUPPRESSION OF CONFIDENTIAL COMMODITIES.

TABLE 95. MAKE (OUTPUT) MATRIX (AGGREGATION - M), 1971 (MILLIONS OF DOLLARS) - CONTINUED

NO.	COMMODITY AGGREGATION - M	TOBACCO PRODUCTS INDUSTRIES	RUBBER & PLASTIC PROD. IND.	LEATHER INDUSTRIES	TEXTILE INDUSTRIES	KNITTING MILLS	CLOTHING INDUSTRIES	WOOD	FURNITURE, FIXTURE INDUSTRIES
1	GRAINS.....
2	LIVE ANIMALS.....
3	OTHER AGRICULTURAL PRODUCTS.....
4	FORESTRY PRODUCTS.....	43.4	..
5	FISH LANDINGS.....
6	HUNTING & TRAPPING PRODUCTS.....
7	IRON ORES & CONCENTRATES.....
8	OTHER METAL ORES & CONCENTRATES.....
9	COAL.....
10	CRUDE MINERAL OILS.....
11	NATURAL GAS.....
12	NON-METALLIC MINERALS.....
13	SERVICES INCIDENTAL TO MINING.....
14	MEAT PRODUCTS.....	1.8
15	DAIRY PRODUCTS.....
16	FISH PRODUCTS.....
17	FRUITS & VEGETABLES PREPARATIONS.....
18	FEEDS.....
19	FLOUR, WHEAT MEAL & OTHER CEREALS.....
20	BREAKFAST CEREAL & BAKERY PROD.....
21	SUGAR.....
22	MISC. FOOD PRODUCTS.....
23	SOFT DRINKS.....
24	ALCOHOLIC BEVERAGES.....
25	TOBACCO PROCESSED UNMANUFACTURED.....	161.2
26	CIGARETTES & TOBACCO MFG.....	403.1
27	TIRES & TUBES.....	..	369.5
28	OTHER RUBBER PRODUCTS.....	..	184.1	10.1	5.6
29	PLASTIC FABRICATED PRODUCTS.....	..	341.5	0.5	2.2
30	LEATHER & LEATHER PRODUCTS.....	393.2	0.1
31	YARNS & MAN MADE FIBRES.....	170.8
32	FABRICS.....	..	3.8	..	484.5	166.4	0.5
33	OTHER TEXTILE PRODUCTS.....	..	5.7	0.3	702.3	3.5	3.0	..	6.0
34	HOSIERY & KNITTED WEAR.....	255.9	166.2
35	CLOTHING & ACCESSORIES.....	..	17.2	11.4	47.1	33.5	1317.7	..	0.3
36	LUMBER & TIMBER.....	1166.2	..
37	VENEER & PLYWOOD.....	298.0	..
38	OTHER WOOD FABRICATED MATERIALS.....	768.3	27.8
39	FURNITURE & FIXTURES.....	..	4.8	..	0.9	13.8	694.6
40	PULP.....
41	NEWSPRINT & OTHER PAPER STOCK.....
42	PAPER PRODUCTS.....	..	25.1	1.0	20.2	0.6	..
43	PRINTING & PUBLISHING.....
44	ADVERTISING PRINT MEDIA.....
45	IRON & STEEL PRODUCTS.....
46	ALUMINUM PRODUCTS.....	..	0.3
47	COPPER & COPPER ALLOY PRODUCTS.....
48	NICKEL PRODUCTS.....
49	OTHER NON FERROUS METAL PRODUCTS.....	0.2
50	BOILERS, FANS & PLATES.....	..	0.7
51	FABRICATED STRUCTURAL METAL PROD.....	..	2.4	0.9
52	OTHER METAL FABRICATED PRODUCTS.....	..	8.2	..	1.4	4.1	4.1
53	AGRICULTURAL MACHINERY.....
54	OTHER INDUSTRIAL MACHINERY.....	..	5.2	..	2.8	3.6	..
55	MOTOR VEHICLES.....
56	MOTOR VEHICLE PARTS.....	..	97.9	..	34.2
57	OTHER TRANSPORT EQUIPMENT.....	..	14.0
58	APPLIANCES & RECEIVERS, HOUSEHOLD.....	..	4.0	2.6
59	OTHER ELECTRICAL PRODUCTS.....	..	2.4	22.9
60	CEMENT & CONCRETE PRODUCTS.....
61	OTHER NON-METALLIC MINERAL PROD.....	0.6
62	GASOLINE & FUEL OIL.....
63	OTHER PETROLEUM & COAL PROD.....
64	INDUSTRIAL CHEMICALS.....	..	15.2	..	3.8
65	FERTILIZERS.....
66	PHARMACEUTICALS.....
67	OTHER CHEMICAL PRODUCTS.....	..	6.8	0.2	2.3	..
68	SCIENTIFIC EQUIPMENT.....	..	2.9	..	1.6
69	OTHER MANUFACTURED PRODUCTS.....	..	29.9	3.9	8.9	1.2	9.0
70	RESIDENTIAL CONSTRUCTION.....
71	NON-RESIDENTIAL CONSTRUCTION.....
72	REPAIR CONSTRUCTION.....
73	PIPELINE TRANSPORTATION.....
74	TRANSPORTATION & STORAGE.....	5.7	..
75	RADIO & TELEVISION BROADCASTING.....
76	TELEPHONE & TELEGRAPH.....
77	POSTAL SERVICES.....
78	ELECTRIC POWER.....	0.4	..
79	OTHER UTILITIES.....
80	WHOLESALE MARGINS.....	2.6	39.4	7.5	29.9	1.9	11.9	13.3	9.9
81	RETAIL MARGINS.....
82	IMPUTED RENT, OWNER OCUP DWEL.....
83	OTHER FINANCIALS, REAL ESTATE.....	0.2	0.9	0.2	4.0	0.5	1.9	3.5	1.7
84	BUSINESS SERVICES.....	..	0.6	..	0.2
85	EDUCATION SERVICES.....
86	HEALTH SERVICES.....
87	AMUSEMENT & RECREATION SERVICES.....
88	ACCOMMODATION & FOOD SERVICES.....	0.1	0.7	0.1	0.8	0.1	0.3	1.1	0.8
89	OTHER PERSONAL & MISC. SERVICES.....	..	1.1	..	0.1	1.9	11.0
90	TRANSPORTATION MARGINS.....
91	OPERATING OFFICE, LAB & FOOD.....
92	TRAVEL, ADVERTISING & PROMOTION.....
TOTAL.....		569.9	1202.7	428.8	1735.8	462.1	1503.5	2338.7	801.7

NOTE: DETAIL MAY NOT ADD DUE TO ROUNDING AND SUPPRESSION OF CONFIDENTIAL COMMODITIES.

TABLE 95. MAKE (OUTPUT) MATRIX (AGGREGATION - M), 1971 (MILLIONS OF DOLLARS) - CONTINUED

NO.	COMMODITY AGGREGATION - M	PAPER & ALLIED INDUSTRIES	PRINTING & PUBLISHING	PRIMARY METAL INDUSTRIES	METAL FABRICATING INDUSTRIES	MACHINERY INDUSTRIES	TRANS. EQUIPMENT INDUSTRIES	ELECTRICAL PRODUCTS INDUSTRIES	NON-METAL. MINERAL PROD. IND.
1	GRAINS.....
2	LIVE ANIMALS.....
3	OTHER AGRICULTURAL PRODUCTS.....
4	FORESTRY PRODUCTS.....
5	FISH LANDINGS.....
6	HUNTING & TRAPPING PRODUCTS.....
7	IRON ORES & CONCENTRATES.....	9.7
8	OTHER METAL ORES & CONCENTRATES.....	130.5
9	COAL.....
10	CRUDE MINERAL OILS.....
11	NATURAL GAS.....
12	NON-METALLIC MINERALS.....	1.8	..	0.3	13.5
13	SERVICES INCIDENTAL TO MINING.....
14	MEAT PRODUCTS.....
15	DAIRY PRODUCTS.....
16	FISH PRODUCTS.....
17	FRUITS & VEGETABLES PREPARATIONS.....
18	FEEDS.....
19	FLOUR, WHEAT, MEAL & OTHER CEREALS.....
20	BREAKFAST CEREAL & BAKERY PROD.....
21	SUGAR.....
22	MISC. FOOD PRODUCTS.....
23	SOFT DRINKS.....
24	ALCOHOLIC BEVERAGES.....
25	TOBACCO PROCESSED UNMANUFACTURED.....
26	CIGARETTES & TOBACCO MFG.....
27	TIRES & TUBES.....
28	OTHER RUBBER PRODUCTS.....	0.4	..
29	PLASTIC FABRICATED PRODUCTS.....	20.8	5.4	..	3.9	..	2.9
30	LEATHER & LEATHER PRODUCTS.....
31	YARNS & MAN-MADE FIBRES.....
32	FABRICS.....	..	0.4
33	OTHER TEXTILE PRODUCTS.....	1.9
34	HOSIERY & KNITTED WEAR.....
35	CLOTHING & ACCESSORIES.....
36	LUMBER & TIMBER.....
37	VENEER & PLYWOOD.....
38	OTHER WOOD FABRICATED MATERIALS.....	2.8	3.0	0.8
39	FURNITURE & FIXTURES.....	30.5	4.5	2.6	4.1	..
40	PULP.....	880.1
41	NEWSPRINT & OTHER PAPER STOCK.....	1948.1
42	PAPER PRODUCTS.....	1108.3	41.4	..	13.9
43	PRINTING & PUBLISHING.....	18.7	1113.7	0.3	..	1.6
44	ADVERTISING PRINT MEDIA.....	..	494.6
45	IRON & STEEL PRODUCTS.....	2019.4	134.6	12.5	22.7
46	ALUMINUM PRODUCTS.....	717.7	7.8	..	0.4
47	COPPER & COPPER ALLOY PRODUCTS.....	833.1	13.5
48	NICKEL PRODUCTS.....	609.2	8.1
49	OTHER NON-FERROUS METAL PRODUCTS.....	427.7	21.7	7.0	6.5	19.2	..
50	BOILERS, TANKS & PLATES.....	299.2	7.0
51	FABRICATED STRUCTURAL METAL PROD.....	113.5	698.7	13.1	9.3	6.8	3.2
52	OTHER METAL FABRICATED PRODUCTS.....	100.2	1872.5	60.1	51.0	71.5	..
53	AGRICULTURAL MACHINERY.....	2.0	7.3	201.4	8.7
54	OTHER INDUSTRIAL MACHINERY.....	19.3	0.5	46.0	230.1	1336.9	63.5	54.9	2.0
55	MOTOR VEHICLES.....	5.9	18.2	1849.2
56	MOTOR VEHICLE PARTS.....	55.7	2.7	1704.9	1.7	..
57	OTHER TRANSPORT EQUIPMENT.....	19.5	34.6	1106.0
58	APPLIANCES & RECEIVERS, HOUSEHOLD.....	25.1	22.9	..	670.1	..
59	OTHER ELECTRICAL PRODUCTS.....	10.5	29.4	112.1	46.8	1970.3	..
60	CEMENT & CONCRETE PRODUCTS.....	763.6
61	OTHER NON-METALLIC MINERAL PROD.....	3.0	5.6	673.5
62	GASOLINE & FUEL OIL.....
63	OTHER PETROLEUM & COAL PROD.....	4.7	..	17.4	0.5
64	INDUSTRIAL CHEMICALS.....	8.7	..	28.4
65	FERTILIZERS.....
66	PHARMACEUTICALS.....
67	OTHER CHEMICAL PRODUCTS.....	1.1	..	5.3	0.7	7.0
68	SCIENTIFIC EQUIPMENT.....	3.8	4.7	..	27.7	..
69	OTHER MANUFACTURED PRODUCTS.....	6.3	41.4	4.3	..
70	RESIDENTIAL CONSTRUCTION.....
71	NON-RESIDENTIAL CONSTRUCTION.....
72	REPAIR CONSTRUCTION.....
73	PIPELINE TRANSPORTATION.....
74	TRANSPORTATION & STORAGE.....
75	RADIO & TELEVISION BROADCASTING.....
76	TELEPHONE & TELEGRAPH.....
77	POSTAL SERVICES.....
78	ELECTRIC POWER.....	4.4	..	12.9	0.1
79	OTHER UTILITIES.....
80	WHOLESALE MARGINS.....	29.3	24.5	8.9	68.9	85.8	373.1	116.5	29.5
81	RETAIL MARGINS.....
82	IMPLIED RENT, OWNER OCPD, DWEL.....
83	OTHER FINANCIALS, REAL ESTATE.....	7.9	3.6	1.8	6.1	3.1	1.6	1.4	1.0
84	BUSINESS SERVICES.....	0.8	2.3	..	0.1	29.5	8.2	1.0	..
85	EDUCATION SERVICES.....
86	HEALTH SERVICES.....
87	AMUSEMENT & RECREATION SERVICES.....
88	ACCOMMODATION & FOOD SERVICES.....	0.8	2.1	0.7	2.2	1.2	2.1	2.9	1.0
89	OTHER PERSONAL & MISC. SERVICES.....	2.6	0.5	0.7	32.9	14.7	46.7	35.2	1.7
90	TRANSPORTATION MARGINS.....
91	OPERATING OFFICE, LAB & FOOD.....
92	TRAVEL, ADVERTISING & PROMOTION.....
TOTAL.....		4188.5	1690.2	5119.1	3651.6	1997.8	7335.5	3016.8	1530.4

NOTE: DETAIL MAY NOT ADD DUE TO ROUNDING AND SUPPRESSION OF CONFIDENTIAL COMMODITIES.

TABLE 95. MAKE (OUTPUT) MATRIX (AGGREGATION - M), 1971 (MILLIONS OF DOLLARS) - CONTINUED

NO.	COMMODITY AGGREGATION - M	PETROLEUM & COAL PROD. IND.	CHEMICAL & CHEMICAL PROD. IND.	MISC. MANUFAC- TURING	CONSTR. INDUSTRY	TRANS. & STORAGE	COMMUNI- CATION	ELEC. POWER GAS. OTHER UTILITIES	WHOLESALE TRADE
1	GRAINS.....
2	LIVE ANIMALS.....
3	OTHER AGRICULTURAL PRODUCTS.....
4	FORESTRY PRODUCTS.....	1.3	..
5	FISH LANDINGS.....
6	HUNTING & TRAPPING PRODUCTS.....
7	IRON ORES & CONCENTRATES.....
8	OTHER METAL ORES & CONCENTRATES.....	12.9
9	COAL.....
10	CRUDE MINERAL OILS.....
11	NATURAL GAS.....
12	NON-METALLIC MINERALS.....	..	2.7
13	SERVICES INCIDENTAL TO MINING.....
14	MEAT PRODUCTS.....
15	DAIRY PRODUCTS.....
16	FISH PRODUCTS.....	0.2
17	FRUITS & VEGETABLES PREPARATIONS.....	1.1
18	FEEDS.....	..	11.0	8.3
19	FLOUR, WHEAT MEAL & OTHER CEREALS.....	2.5
20	BREAKFAST CEREAL & BAKERY PROD.....
21	SUGAR.....
22	MISC. FOOD PRODUCTS.....	..	7.0
23	SOFT DRINKS.....
24	ALCOHOLIC BEVERAGES.....
25	TOBACCO PROCESSED UNMANUFACTURED.....
26	CIGARETTES & TOBACCO MFG.....	0.4
27	TIRES & TUBES.....
28	OTHER RUBBER PRODUCTS.....	6.9
29	PLASTIC FABRICATED PRODUCTS.....	..	3.6	11.6
30	LEATHER & LEATHER PRODUCTS.....	2.7	4.7
31	YARNS & MAN MADE FIBRES.....
32	FABRICS.....	0.5
33	OTHER TEXTILE PRODUCTS.....	3.5	8.3
34	HOSIERY & KNITTED WEAR.....	0.1
35	CLOTHING & ACCESSORIES.....	6.4	0.4
36	LUMBER & TIMBER.....	0.6
37	VENEER & PLYWOOD.....
38	OTHER WOOD FABRICATED MATERIALS.....	..	3.2	0.8	0.6
39	FURNITURE & FIXTURES.....	2.5	3.6
40	PULP.....
41	NEWSPRINT & OTHER PAPER STOCK.....	..	1.2	1.1	0.4
42	PAPER PRODUCTS.....	..	4.3	68.7	1.4
43	PRINTING & PUBLISHING.....	..	1.0	2.1
44	ADVERTISING PRINT MEDIA.....
45	IRON & STEEL PRODUCTS.....
46	ALUMINUM PRODUCTS.....
47	COPPER & COPPER ALLOY PRODUCTS.....
48	NICKEL PRODUCTS.....
49	OTHER NON-FERROUS METAL PRODUCTS.....	..	7.9	12.7
50	BOILERS, TANKS & PLATES.....
51	FABRICATED STRUCTURAL METAL PROD.....	3.1	1.2
52	OTHER METAL FABRICATED PRODUCTS.....	..	7.8	7.3	6.8
53	AGRICULTURAL MACHINERY.....
54	OTHER INDUSTRIAL MACHINERY.....	..	5.4	7.1
55	MOTOR VEHICLES.....
56	MOTOR VEHICLE PARTS.....	3.8
57	OTHER TRANSPORT EQUIPMENT.....	4.9	..	48.0	2.8
58	APPLIANCES & RECEIVERS/HOUSEHOLD.....	12.8
59	OTHER ELECTRICAL PRODUCTS.....	14.1	97.9	..	3.2
60	CEMENT & CONCRETE PRODUCTS.....
61	OTHER NON-METALLIC MINERAL PROD.....	0.7	0.9
62	GASOLINE & FUEL OIL.....	1844.6
63	OTHER PETROLEUM & COAL PROD.....	299.9	34.5	1.9	..	0.3	..
64	INDUSTRIAL CHEMICALS.....	2.1	1066.2	0.3
65	FERTILIZERS.....	..	76.9
66	PHARMACEUTICALS.....	..	384.6
67	OTHER CHEMICAL PRODUCTS.....	1.5	1101.2	7.1
68	SCIENTIFIC EQUIPMENT.....	369.7	0.2
69	OTHER MANUFACTURED PRODUCTS.....	10.8	21.2	557.8	29.8
70	RESIDENTIAL CONSTRUCTION.....	4257.4
71	NON-RESIDENTIAL CONSTRUCTION.....	9118.9
72	REPAIR CONSTRUCTION.....	2791.0
73	PIPELINE TRANSPORTATION.....	521.8	..	12.9	..
74	TRANSPORTATION & STORAGE.....	7145.0
75	RADIO & TELEVISION BROADCASTING.....	359.7
76	TELEPHONE & TELEGRAPH.....	1790.2
77	POSTAL SERVICES.....	469.5
78	ELECTRIC POWER.....	8.9	..	1996.2	..
79	OTHER UTILITIES.....	373.2	..
80	WHOLESALE MARGINS.....	7.1	142.0	69.2	..	2.0	5280.5
81	RETAIL MARGINS.....	7.3	..	26.1	..
82	IMPUTED RENT OWNER OCCUP. DWEL.....
83	OTHER FINANCE/INS./REAL ESTATE.....	38.9	2.7	1.0	89.3	27.7	1.0	4.2	44.7
84	BUSINESS SERVICES.....	1.3	3.0	2.2	..	9.3	41.0	0.2	..
85	EDUCATION SERVICES.....
86	HEALTH SERVICES.....
87	AMUSEMENT & RECREATION SERVICES.....	11.1
88	ACCOMMODATION & FOOD SERVICES.....	0.4	3.2	1.7	..	18.2	..	6.3	..
89	OTHER PERSONAL & MISC. SERVICES.....	0.1	0.5	43.3	99.4	59.6	6.5	35.7	530.0
90	TRANSPORTATION MARGINS.....
91	OPERATING, OFFICE, LAB. & FOOD.....
92	TRAVEL, ADVERTISING & PROMOTION.....
TOTAL.....		2208.8	2944.9	1242.2	16356.0	7849.9	2776.8	2456.5	9935.2

NOTE: DETAIL MAY NOT ADD DUE TO ROUNDING AND SUPPRESSION OF CONFIDENTIAL COMMODITIES.

TABLE 95. MAKE (OUTPUT) MATRIX (AGGREGATION - M), 1971 (MILLIONS OF DOLLARS) - CONTINUED

NO.	COMMODITY AGGREGATION - M	RETAIL TRADE	OWNER OCCUPIED DWELLINGS	FINANCE, INS. & REAL EST.	EDUCATION & HEALTH SERVICES	AMUSEMENT RECREATION SERVICES	SERVICE TO BUSINESS MANAGEMENT	ACCOMMODATION, FOOD SERVICES	PERSONAL & MISC. SERVICES
1	GRAINS.....
2	LIVE ANIMALS.....
3	OTHER AGRICULTURAL PRODUCTS.....	3.9
4	FORESTRY PRODUCTS.....
5	FISH LANDINGS.....
6	HUNTING & TRAPPING PRODUCTS.....
7	IRON ORES & CONCENTRATES.....
8	OTHER METAL ORES & CONCENTRATES.....
9	COAL.....
10	CRUDE MINERAL OILS.....
11	NATURAL GAS.....
12	NON-METALLIC MINERALS.....
13	SERVICES INCIDENTAL TO MINING.....
14	MEAT PRODUCTS.....	231.1
15	DAIRY PRODUCTS.....
16	FISH PRODUCTS.....
17	FRUITS & VEGETABLES PREPARATIONS.....
18	FELDS.....
19	FLOUR, WHEAT, MEAL & OTHER CEREALS.....
20	BREAKFAST CEREAL & BAKERY PROD.....
21	SUGAR.....
22	MISC. FOOD PRODUCTS.....	3.8
23	SOFT DRINKS.....
24	ALCOHOLIC BEVERAGES.....
25	TOBACCO PROCESSED UNMANUFACTURED.....
26	CIGARETTES & TOBACCO MFG.....
27	TIRES & TUBES.....
28	OTHER RUBBER PRODUCTS.....
29	PLASTIC FABRICATED PRODUCTS.....
30	LEATHER & LEATHER PRODUCTS.....
31	YARNS & MAN MADE FIBRES.....
32	FABRICS.....
33	OTHER TEXTILE PRODUCTS.....	2.7
34	HOSIERY & KNITTED WEAR.....
35	CLOTHING & ACCESSORIES.....	0.5
36	LUMBER & TIMBER.....
37	VENIER & PLYWOOD.....
38	OTHER WOOD FABRICATED MATERIALS.....
39	FURNITURE & FIXTURES.....
40	PULP.....
41	NEWSPRINT & OTHER PAPER STOCK.....
42	PAPER PRODUCTS.....
43	PRINTING & PUBLISHING.....
44	ADVERTISING, PRINT MEDIA.....
45	IRON & STEEL PRODUCTS.....
46	ALUMINUM PRODUCTS.....
47	COPPER & COPPER ALLOY PRODUCTS.....
48	NICKEL PRODUCTS.....
49	OTHER NON FERROUS METAL PRODUCTS.....
50	BOILERS, TANKS & PLATES.....
51	FABRICATED STRUCTURAL METAL PROD.....
52	OTHER METAL FABRICATED PRODUCTS.....
53	AGRICULTURAL MACHINERY.....
54	OTHER INDUSTRIAL MACHINERY.....
55	MOTOR VEHICLES.....
56	MOTOR VEHICLE PARTS.....
57	OTHER TRANSPORT EQUIPMENT.....
58	APPLIANCES & RECEIVERS, HOUSEHOLD.....
59	OTHER ELECTRICAL PRODUCTS.....
60	CEMENT & CONCRETE PRODUCTS.....
61	OTHER NON-METALLIC MINERAL PROD.....
62	GASOLINE & FUEL OIL.....
63	OTHER PETROLEUM & COAL PROD.....
64	INDUSTRIAL CHEMICALS.....
65	FERTILIZERS.....
66	PHARMACEUTICALS.....
67	OTHER CHEMICAL PRODUCTS.....
68	SCIENTIFIC EQUIPMENT.....
69	OTHER MANUFACTURED PRODUCTS.....
70	RESIDENTIAL CONSTRUCTION.....
71	NON-RESIDENTIAL CONSTRUCTION.....
72	REPAIR CONSTRUCTION.....
73	PIPELINE TRANSPORTATION.....
74	TRANSPORTATION & STORAGE.....	8.8	..	0.3
75	RADIO & TELEVISION BROADCASTING.....
76	TELEPHONE & TELEGRAPH.....
77	POSTAL SERVICES.....
78	ELECTRIC POWER.....
79	OTHER UTILITIES.....	0.1	7.4
80	WHOLESALE MARGINS.....	34.5
81	RETAIL MARGINS.....	6695.4	21.1	7.7	30.3	6.3
82	IMPLIED RENT OWNER OCCUP. DWEL.....	..	5560.3
83	OTHER FINANCE, INS., REAL ESTATE.....	53.7	..	10369.1	0.7	9.0	24.6	39.8	4.2
84	BUSINESS SERVICES.....	15.5	..	0.2	2715.5
85	EDUCATION SERVICES.....	256.5
86	HEALTH SERVICES.....	1830.5
87	AMUSEMENT & RECREATION SERVICES.....	711.4	5.0	1.0	..
88	ACCOMMODATION & FOOD SERVICES.....	126.9	..	0.5	..	31.9	0.2	3674.2	0.3
89	OTHER PERSONAL & MISC. SERVICES.....	1186.5	..	118.6	499.2	23.0	1181.6
90	TRANSPORTATION MARGINS.....
91	OPERATING, OFFICE, LAB. & FOOD.....
92	TRAVEL, ADVERTISING & PROMOTION.....
	TOTAL.....	8313.4	5560.3	10504.1	2067.7	773.7	3286.7	3768.4	1299.8

NOTE: DETAIL MAY NOT ADD DUE TO ROUNDING AND SUPPRESSION OF CONFIDENTIAL COMMODITIES.

TABLE 95. MAKE (OUTPUT) MATRIX (AGGREGATION - M), 1971 (MILLIONS OF DOLLARS) - CONCLUDED

NO.	COMMODITY AGGREGATION - M	TRANS. MARGINS	OPERATING OFFICE LAB & FOOD	TRAVEL PROMOTION, ADVIG.	TOTAL INDUSTRIES
1	GRAINS	1077.6
2	LIVE ANIMALS	1792.5
3	OTHER AGRICULTURAL PRODUCTS	1960.1
4	FORESTRY PRODUCTS	1373.2
5	FISH LANDINGS	205.1
6	HUNTING & TRAPPING PRODUCTS	12.4
7	IRON ORES & CONCENTRATES	502.5
8	OTHER METAL ORES & CONCENTRATES	1702.9
9	COAL	99.9
10	CRUDE MINERAL OILS	1498.1
11	NATURAL GAS	318.8
12	NON-METALLIC MINERALS	505.7
13	SERVICES INCIDENTAL TO MINING	439.0
14	MEAT PRODUCTS	2799.5
15	DAIRY PRODUCTS	1437.4
16	FISH PRODUCTS	371.7
17	FRUITS & VEGETABLES PREPARATIONS	608.5
18	FEEDS	750.8
19	FLOUR, WHEAT MEAL & OTHER CEREALS	214.0
20	BREAKFAST CEREAL & BAKERY PROD.	732.9
21	SUGAR	216.0
22	MISC. FOOD PRODUCTS	1020.5
23	SOFT DRINKS	388.8
24	ALCOHOLIC BEVERAGES	871.1
25	TOBACCO PROCESSED UNMANUFACTURED..	161.2
26	CIGARETTES & TOBACCO MFG.	403.6
27	TIRES & TUBES	369.6
28	OTHER RUBBER PRODUCTS	212.7
29	PLASTIC FABRICATED PRODUCTS	407.3
30	LEATHER & LEATHER PRODUCTS	412.4
31	YARNS & MAN MADE FIBRES	385.7
32	FABRICS	656.6
33	OTHER TEXTILE PRODUCTS	745.9
34	HOSIERY & KNITTED WEAR	422.6
35	CLOTHING & ACCESSORIES	1435.3
36	LUMBER & TIMBER	1207.2
37	VENEER & PLYWOOD	301.9
38	OTHER WOOD FABRICATED MATERIALS	808.8
39	FURNITURE & FIXTURES	763.8
40	PULP	880.2
41	NEWSPRINT & OTHER PAPER STOCK	1958.7
42	PAPER PRODUCTS	1291.1
43	PRINTING & PUBLISHING	1139.9
44	ADVERTISING PRINT MEDIA	494.6
45	IRON & STEEL PRODUCTS	2190.7
46	ALUMINUM PRODUCTS	734.2
47	COPPER & COPPER ALLOY PRODUCTS	849.0
48	NICKEL PRODUCTS	617.9
49	OTHER NON FERROUS METAL PRODUCTS	503.8
50	BOILERS, TANKS & PLATES	309.9
51	FABRICATED STRUCTURAL METAL PROD.	852.7
52	OTHER METAL FABRICATED PRODUCTS	2203.5
53	AGRICULTURAL MACHINERY	221.4
54	OTHER INDUSTRIAL MACHINERY	1796.4
55	MOTOR VEHICLES	3875.3
56	MOTOR VEHICLE PARTS	1921.6
57	OTHER TRANSPORT EQUIPMENT	1234.8
58	APPLIANCES & REFRIGERS. HOUSEHOLD	750.1
59	OTHER ELECTRICAL PRODUCTS	2317.3
60	CEMENT & CONCRETE PRODUCTS	769.6
61	OTHER NON METALLIC MINERAL PROD.	700.2
62	GASOLINE & FUEL OIL	1845.4
63	OTHER PETROLEUM & COAL PROD.	415.2
64	INDUSTRIAL CHEMICALS	1142.7
65	FERTILIZERS	208.7
66	PHARMACEUTICALS	393.2
67	OTHER CHEMICAL PRODUCTS	1222.0
68	SCIENTIFIC EQUIPMENT	422.7
69	OTHER MANUFACTURED PRODUCTS	736.8
70	RESIDENTIAL CONSTRUCTION	4257.4
71	NON-RESIDENTIAL CONSTRUCTION	9118.9
72	REPAIR CONSTRUCTION	2791.0
73	PIPELINE TRANSPORTATION	514.7
74	TRANSPORTATION & STORAGE	7163.2
75	RADIO & TELEVISION BROADCASTING	359.7
76	TELEPHONE & TELEGRAPH	1790.2
77	POSTAL SERVICES	469.5
78	ELECTRIC POWER	2024.3
79	OTHER UTILITIES	382.1
80	WHOLESALE MARGINS	6611.8
81	RETAIL MARGINS	6794.3
82	IMPUTED RENT OWNER OC PD. DWEL.	5560.1
83	OTHER FINANCE, INS. REAL ESTATE	10799.4
84	BUSINESS SERVICES	2830.9
85	EDUCATION SERVICES	256.5
86	HEALTH SERVICES	1830.5
87	AMUSEMENT & RECREATION SERVICES	728.5
88	ACCOMMODATION & FOOD SERVICES	3918.6
89	OTHER PERSONAL & MISC. SERVICES	3974.9
90	TRANSPORTATION MARGINS	3444.4	3444.4
91	OPERATING OFFICE LAB & FOOD	6476.4	..	6476.4
92	TRAVEL, ADVERTISING & PROMOTION	3293.2	3293.2
	TOTAL	3444.4	6476.4	3293.2	149064.2

NOTE: DETAIL MAY NOT ADD DUE TO ROUNDING AND SUPPRESSION OF CONFIDENTIAL COMMODITIES.

TABLE 96. USE (INPUT) MATRIX (AGGREGATION - M), 1971 (MILLIONS OF DOLLARS)

NO.	COMMODITY AGGREGATION - M	AGRICULTURE	FORESTRY	FISHING, HUNTING & TRAPPING	METAL MINES	MINERAL FUELS	NON-METAL MINES & QUARRIES	SERVICES INCIDENTAL TO MINING	FOOD & BEVERAGE INDUSTRIES
1	GRAINS	36.4	--	--	--	--	--	--	332.1
2	LIVE ANIMALS	53.2	--	--	--	--	--	--	1372.7
3	OTHER AGRICULTURAL PRODUCTS	129.8	--	--	--	--	--	--	930.3
4	FORESTRY PRODUCTS	0.4	138.4	--	--	--	--	--	0.3
5	FISH LANDINGS	--	--	2.0	--	--	--	--	160.1
6	HUNTING & TRAPPING PRODUCTS	--	--	--	--	--	--	--	0.1
7	IRON ORES & CONCENTRATES	--	--	--	0.2	--	--	--	--
8	OTHER METAL ORES & CONCENTRATES	--	--	--	7.7	--	--	--	--
9	COAL	1.6	--	--	0.7	--	0.3	--	0.9
10	CRUDE MINERAL OILS	--	--	--	--	--	--	--	--
11	NATURAL GAS	0.9	--	--	1.7	1.7	1.6	--	4.6
12	NON-METALLIC MINERALS	5.4	--	0.6	14.0	0.5	2.4	1.2	7.3
13	SERVICES INCIDENTAL TO MINING	--	--	--	130.3	98.9	7.5	--	--
14	MEAT PRODUCTS	2.9	--	--	--	--	--	--	471.6
15	DAIRY PRODUCTS	--	--	--	--	--	--	--	214.4
16	FISH PRODUCTS	--	--	--	--	--	--	--	25.0
17	FRUITS & VEGETABLES PREPARATIONS	--	--	--	--	--	--	--	69.4
18	FEEDS	492.3	--	--	--	--	--	--	151.8
19	FLOUR, WHEAT MEAL & OTHER CEREALS	--	--	--	--	--	--	--	120.7
20	BREAKFAST CEREAL & BAKERY PROD.	--	--	--	--	--	--	--	2.4
21	SUGAR	--	--	--	--	--	--	--	118.2
22	MISC. FOOD PRODUCTS	--	--	--	--	--	--	--	258.5
23	SOFT DRINKS	--	--	--	--	--	--	--	34.4
24	ALCOHOLIC BEVERAGES	--	--	--	--	--	--	--	8.9
25	TOBACCO PROCESSED UNMANUFACTURED	--	--	--	--	--	--	--	--
26	CIGARETTES & TOBACCO MFG.	--	--	--	--	--	--	--	--
27	TIRES & TUBES	9.5	--	--	--	--	--	--	--
28	OTHER RUBBER PRODUCTS	--	--	--	--	--	--	--	--
29	PLASTIC FABRICATED PRODUCTS	--	--	--	--	--	--	--	50.1
30	LEATHER & LEATHER PRODUCTS	--	--	--	--	--	--	--	--
31	YARNS & MAN MADE FIBRES	--	--	0.3	--	--	--	--	0.2
32	FABRICS	--	--	--	--	--	--	--	1.1
33	OTHER TEXTILE PRODUCTS	14.4	3.0	5.6	0.7	--	5.5	--	10.1
34	HOSIERY & KNITTED WEAR	--	--	--	--	--	--	--	--
35	CLOTHING & ACCESSORIES	--	--	--	--	--	--	--	--
36	LUMBER & TIMBER	0.1	--	2.1	--	0.1	0.4	--	--
37	VENEER & PLYWOOD	--	--	--	--	--	--	--	--
38	OTHER WOOD FABRICATED MATERIALS	2.3	--	--	--	--	0.8	--	10.0
39	FURNITURE & FIXTURES	--	--	--	--	--	--	--	--
40	PULP	--	--	--	--	--	--	--	--
41	NEWSPRINT & OTHER PAPER STOCK	--	--	--	--	--	--	--	18.5
42	PAPER PRODUCTS	3.4	--	--	0.2	--	6.7	--	288.2
43	PRINTING & PUBLISHING	--	--	--	--	--	0.2	--	22.7
44	ADVERTISING PRINT MEDIA	--	--	--	--	--	--	--	--
45	IRON & STEEL PRODUCTS	--	--	--	27.5	4.5	1.1	8.2	1.6
46	ALUMINUM PRODUCTS	--	--	--	--	--	--	--	--
47	COPPER & COPPER ALLOY PRODUCTS	--	--	--	--	--	--	--	--
48	NICKEL PRODUCTS	--	--	--	--	--	--	--	--
49	OTHER NON-FERROUS METAL PRODUCTS	--	--	--	1.0	0.1	--	--	--
50	BOILERS, TANKS & PLATES	--	--	--	--	--	--	--	--
51	FABRICATED STRUCTURAL METAL PROD.	--	--	--	2.1	0.5	--	--	--
52	OTHER METAL FABRICATED PRODUCTS	23.3	10.4	0.9	3.4	1.5	--	--	168.8
53	AGRICULTURAL MACHINERY	46.7	--	--	--	--	--	--	--
54	OTHER INDUSTRIAL MACHINERY	--	7.0	2.6	23.4	14.2	6.5	5.1	--
55	MOTOR VEHICLES	--	--	--	--	--	--	--	--
56	MOTOR VEHICLE PARTS	--	--	--	--	--	--	--	--
57	OTHER TRANSPORT EQUIPMENT	1.0	3.8	13.5	5.9	0.7	--	--	--
58	APPLIANCES & RECEIVERS HOUSEHOLD	--	--	--	--	--	--	--	--
59	OTHER ELECTRICAL PRODUCTS	--	--	5.8	--	--	--	2.4	--
60	CEMENT & CONCRETE PRODUCTS	--	--	--	--	--	0.2	--	--
61	OTHER NON-METALLIC MINERAL PROD.	0.2	0.1	0.3	5.8	--	0.3	--	105.4
62	GASOLINE & FUEL OIL	161.3	24.4	10.4	20.6	4.7	9.7	3.8	24.6
63	OTHER PETROLEUM & COAL PROD.	35.1	1.0	1.8	3.4	2.1	2.5	1.9	7.9
64	INDUSTRIAL CHEMICALS	48.0	0.3	0.2	15.9	6.9	2.3	0.1	31.6
65	FERTILIZERS	55.8	--	--	--	--	--	--	0.1
66	PHARMACEUTICALS	12.4	--	--	--	--	--	--	13.4
67	OTHER CHEMICAL PRODUCTS	50.5	1.5	0.1	31.6	1.7	8.8	0.7	57.1
68	SCIENTIFIC EQUIPMENT	--	--	--	--	--	--	--	--
69	OTHER MANUFACTURED PRODUCTS	--	--	2.7	--	--	--	--	1.7
70	RESIDENTIAL CONSTRUCTION	--	--	--	--	--	--	--	--
71	NON-RESIDENTIAL CONSTRUCTION	--	--	--	--	--	--	--	--
72	REPAIR CONSTRUCTION	89.9	16.3	0.4	38.9	103.8	6.8	0.1	20.5
73	PIPELINE TRANSPORTATION	1.5	--	--	1.8	1.4	1.4	--	5.3
74	TRANSPORTATION & STORAGE	15.4	156.1	2.2	19.2	3.9	5.5	11.8	65.4
75	RADIO & TELEVISION BROADCASTING	--	--	--	--	--	--	--	--
76	TELEPHONE & TELEGRAPH	10.9	2.8	0.4	3.5	3.8	1.4	2.0	26.3
77	POSTAL SERVICES	2.1	0.3	--	0.3	0.8	0.2	0.1	4.5
78	ELECTRIC POWER	41.9	0.9	0.2	56.7	27.2	14.3	2.4	35.6
79	OTHER UTILITIES	5.0	--	--	2.7	3.3	2.4	--	14.7
80	WHOLESALE MARGINS	143.9	13.4	5.8	28.4	8.3	10.0	3.9	226.4
81	RETAIL MARGINS	30.3	1.0	1.0	1.0	0.5	0.7	0.6	9.0
82	IMPROVED RENT OWNER OCCUP. DWEL.	--	--	--	--	--	--	--	--
83	OTHER FINANCE INS. REAL ESTATE	169.1	95.7	3.3	58.8	347.0	18.3	16.1	91.2
84	BUSINESS SERVICES	8.7	5.0	0.4	40.9	115.1	6.8	3.3	48.6
85	EDUCATION SERVICES	--	--	--	--	--	--	--	--
86	HEALTH SERVICES	--	--	--	--	--	--	--	--
87	AMUSEMENT & RECREATION SERVICES	--	--	--	--	--	--	--	--
88	ACCOMMODATION & FOOD SERVICES	--	--	--	--	--	--	--	--
89	OTHER PERSONAL & MISC. SERVICES	7.6	47.3	1.8	8.4	2.8	8.0	1.7	44.2
90	TRANSPORTATION MARGINS	83.1	3.0	2.0	15.0	2.2	3.1	1.3	236.9
91	OPERATING OFFICE LAB & FOOD	323.5	148.4	2.2	243.8	60.1	71.6	37.9	202.3
92	TRAVEL, ADVERTISING & PROMOTION	0.5	5.0	--	4.9	12.1	3.4	11.0	348.6
93	NON-COMPETING IMPORTS & EXPORTS	--	--	--	--	--	--	--	214.0
94	UNALLOCATED IMPORTS & EXPORTS	--	--	--	--	--	--	--	--
95	INDIRECT TAXES	207.7	35.4	4.1	32.7	93.3	11.4	3.9	113.2
96	SUBSIDIES	-170.6	-0.7	-1.1	-13.0	-2.2	--	--	-24.1
97	WAGES & SALARIES	368.9	461.7	50.5	565.1	228.5	157.0	209.4	1485.2
98	SUPPLEMENTARY LABOUR INCOME	3.4	29.1	1.6	37.9	16.1	11.3	15.3	81.6
99	NET INCOME UNINC. BUSINESS	1543.4	23.0	50.2	1.1	0.2	4.3	4.4	15.4
100	OTHER OPERATING SURPLUS	851.0	104.5	45.9	685.0	866.7	207.4	52.8	1025.2
	TOTAL	4923.7	1338.1	219.8	2129.2	2031.1	602.3	401.4	9387.0

NOTE: DETAIL MAY NOT ADD DUE TO ROUNDING

TABLE 96. USE (INPUT) MATRIX (AGGREGATION - M), 1971 (MILLIONS OF DOLLARS) - CONTINUED

NO.	COMMODITY AGGREGATION - M	TOBACCO PRODUCTS INDUSTRIES	RUBBER & PLASTIC PROD. IND.	LEATHER INDUSTRIES	TEXTILE INDUSTRIES	KNITTING MILLS	CLOTHING INDUSTRIES	WOOD	FURNITURE, FIXTURE INDUSTRIES
1	GRAINS.....	--	--	--	--	--	--	--	--
2	LIVE ANIMALS.....	--	--	--	--	--	--	--	--
3	OTHER AGRICULTURAL PRODUCTS.....	135.0	--	--	0.6	--	16.4	0.3	--
4	FORESTRY PRODUCTS.....	--	--	--	--	--	--	715.3	2.3
5	FISH LANDINGS.....	--	--	--	--	--	--	--	--
6	HUNTING & TRAPPING PRODUCTS.....	--	--	0.2	1.2	--	10.3	--	--
7	IRON ORES & CONCENTRATES.....	--	--	--	--	--	--	--	--
8	OTHER METAL ORES & CONCENTRATES.....	--	--	--	--	--	--	--	--
9	COAL.....	--	0.1	0.1	0.1	0.1	--	0.1	0.2
10	CRUDE MINERAL OILS.....	--	--	--	--	--	--	--	--
11	NATURAL GAS.....	--	0.4	0.1	0.8	0.1	--	1.0	0.2
12	NON-METALLIC MINERALS.....	--	1.8	0.1	0.4	--	--	--	--
13	SERVICES INCIDENTAL TO MINING.....	--	--	--	--	--	--	--	--
14	MEAT PRODUCTS.....	1.6	0.4	21.0	--	--	--	--	--
15	DAIRY PRODUCTS.....	--	--	--	--	--	--	--	--
16	FISH PRODUCTS.....	--	--	0.4	--	--	--	--	--
17	FRUITS & VEGETABLES PREPARATIONS.....	--	--	--	--	--	--	--	--
18	FEEDS.....	--	--	--	--	--	--	--	--
19	FLOUR, WHEAT MEAL & OTHER CEREALS.....	--	--	--	0.7	--	--	--	--
20	BREAKFAST CEREAL & BAKERY PROD.....	--	--	--	--	--	--	--	--
21	SUGAR.....	--	--	0.1	--	--	--	--	--
22	MISC. FOOD PRODUCTS.....	0.8	--	--	0.3	--	--	0.2	--
23	SOFT DRINKS.....	--	--	--	--	--	--	--	--
24	ALCOHOLIC BEVERAGES.....	--	--	--	--	--	--	--	--
25	TOBACCO PROCESSED UNMANUFACTURED.....	125.3	--	--	--	--	--	--	--
26	CIGARETTES & TOBACCO MFG.....	--	--	--	--	--	--	--	--
27	TIRES & TUBES.....	--	2.0	--	--	--	--	--	--
28	OTHER RUBBER PRODUCTS.....	--	7.2	27.0	8.5	1.2	0.9	--	12.7
29	PLASTIC FABRICATED PRODUCTS.....	0.3	5.2	13.3	14.3	--	1.0	4.6	14.4
30	LEATHER & LEATHER PRODUCTS.....	--	2.5	72.3	0.9	0.5	27.0	--	0.7
31	YARNS & MAN MADE FIBRES.....	2.7	5.8	0.1	271.6	169.8	10.2	--	0.1
32	FABRICS.....	--	71.4	9.4	188.9	13.5	454.2	2.1	55.3
33	OTHER TEXTILE PRODUCTS.....	--	1.5	2.2	57.1	11.4	35.1	0.4	13.9
34	HOSIERY & KNITTED WEAR.....	--	--	--	--	2.1	--	--	--
35	CLOTHING & ACCESSORIES.....	--	0.6	1.7	34.6	22.8	108.2	--	--
36	LUMBER & TIMBER.....	--	--	0.3	--	--	--	138.4	28.2
37	VENEER & PLYWOOD.....	--	--	0.6	--	--	--	62.6	16.7
38	OTHER WOOD FABRICATED MATERIALS.....	1.4	2.0	0.6	1.1	--	--	72.9	19.7
39	FURNITURE & FIXTURES.....	--	--	--	0.2	--	--	--	23.4
40	PULP.....	--	--	--	9.8	--	--	--	--
41	NEWSPRINT & OTHER PAPER STOCK.....	3.3	15.3	0.2	3.3	0.8	1.2	5.1	5.5
42	PAPER PRODUCTS.....	41.1	17.4	5.7	15.7	5.2	9.1	3.4	12.5
43	PRINTING & PUBLISHING.....	0.9	0.9	0.3	1.5	0.8	--	--	0.9
44	ADVERTISING, PRINT MEDIA.....	--	--	--	--	--	--	--	--
45	IRON & STEEL PRODUCTS.....	--	0.4	0.3	0.2	--	--	0.4	25.7
46	ALUMINUM PRODUCTS.....	--	--	--	--	--	--	4.7	4.1
47	COPPER & COPPER ALLOY PRODUCTS.....	--	--	--	--	--	--	--	--
48	NICKEL PRODUCTS.....	--	--	--	--	--	--	--	--
49	OTHER NON-FERROUS METAL PRODUCTS.....	--	3.1	--	2.1	--	--	--	1.9
50	BOILERS, TANKS & PLATES.....	--	--	--	--	--	--	--	--
51	FABRICATED STRUCTURAL METAL PROD.....	--	0.1	--	0.3	--	0.3	3.0	0.2
52	OTHER METAL FABRICATED PRODUCTS.....	2.1	13.7	5.6	9.5	--	--	23.1	48.3
53	AGRICULTURAL MACHINERY.....	--	--	--	--	--	--	--	--
54	OTHER INDUSTRIAL MACHINERY.....	--	0.5	--	1.0	0.1	0.3	0.1	--
55	MOTOR VEHICLES.....	--	--	--	--	--	--	--	--
56	MOTOR VEHICLE PARTS.....	--	--	--	--	--	--	--	--
57	OTHER TRANSPORT EQUIPMENT.....	--	0.6	--	--	--	--	--	--
58	APPLIANCES & RECEIVERS, HOUSEHOLD.....	--	--	--	--	--	--	--	--
59	OTHER ELECTRICAL PRODUCTS.....	--	--	--	--	--	--	--	2.8
60	CEMENT & CONCRETE PRODUCTS.....	--	--	--	--	--	--	--	--
61	OTHER NON-METALLIC MINERAL PROD.....	--	4.5	0.1	1.4	--	--	12.8	5.4
62	GASOLINE & FUEL OIL.....	0.4	2.7	0.5	5.1	0.7	0.5	6.7	0.9
63	OTHER PETROLEUM & COAL PROD.....	0.1	3.2	0.2	1.1	--	0.2	6.4	0.3
64	INDUSTRIAL CHEMICALS.....	--	256.5	3.6	77.2	0.8	1.0	11.7	0.7
65	FERTILIZERS.....	--	--	--	--	--	--	--	--
66	PHARMACEUTICALS.....	--	--	--	--	--	--	--	--
67	OTHER CHEMICAL PRODUCTS.....	--	14.4	6.1	36.9	5.8	1.4	13.6	11.7
68	SCIENTIFIC EQUIPMENT.....	--	0.3	--	--	--	--	--	--
69	OTHER MANUFACTURED PRODUCTS.....	--	3.9	7.6	45.8	1.5	33.6	1.6	18.4
70	RESIDENTIAL CONSTRUCTION.....	--	--	--	--	--	--	--	--
71	NON-RESIDENTIAL CONSTRUCTION.....	--	--	--	--	--	--	--	--
72	REPAIR CONSTRUCTION.....	3.0	3.3	1.0	5.4	0.5	1.1	8.1	1.9
73	PIPELINE TRANSPORTATION.....	0.1	0.7	0.1	0.9	0.2	0.1	1.2	0.4
74	TRANSPORTATION & STORAGE.....	0.7	1.0	0.5	1.8	0.3	1.8	3.0	0.9
75	RADIO & TELEVISION BROADCASTING.....	--	--	--	--	--	--	--	--
76	TELEPHONE & TELEGRAPH.....	1.0	6.1	1.8	6.6	1.5	5.2	9.2	3.7
77	POSTAL SERVICES.....	0.2	1.3	0.6	1.4	0.6	2.5	1.1	1.1
78	ELECTRIC POWER.....	1.2	9.9	1.6	13.0	1.8	3.0	21.8	3.7
79	OTHER UTILITIES.....	0.2	1.3	0.1	2.3	0.4	0.3	3.5	2.2
80	WHOLESALE MARGINS.....	3.5	27.8	14.4	48.7	3.9	55.0	60.0	34.6
81	RETAIL MARGINS.....	0.1	0.2	0.2	0.4	0.6	12.0	1.6	0.8
82	IMPUTED RENT OWNER OCCUP. DWEL.....	--	--	--	--	--	--	--	--
83	OTHER FINANCE, INS. REAL ESTATE.....	8.7	24.4	10.8	23.9	9.2	34.5	47.2	18.4
84	BUSINESS SERVICES.....	3.4	14.5	3.1	12.8	2.0	8.8	10.5	5.7
85	EDUCATION SERVICES.....	--	--	--	--	--	--	--	--
86	HEALTH SERVICES.....	--	--	--	--	--	--	--	--
87	AMUSEMENT & RECREATION SERVICES.....	--	--	--	--	--	--	--	--
88	ACCOMMODATION & FOOD SERVICES.....	--	--	--	--	--	--	--	--
89	OTHER PERSONAL & MISC. SERVICES.....	1.0	4.8	6.1	4.5	1.3	3.0	17.7	2.6
90	TRANSPORTATION MARGINS.....	4.6	19.9	5.2	24.5	3.9	8.7	56.4	11.5
91	OPERATING OFFICE, LAB. & FOOD.....	7.3	38.7	12.1	55.6	9.1	15.3	138.7	14.7
92	TRAVEL, ADVERTISING & PROMOTION.....	34.9	44.9	13.0	34.9	8.1	35.5	18.3	18.6
93	NON-COMPETING IMPORTS.....	--	17.0	0.1	41.4	--	--	--	--
94	UNALLOCATED IMPORTS & EXPORTS.....	--	--	--	--	--	--	--	--
95	INDIRECT TAXES.....	3.8	13.7	4.2	20.2	3.5	6.9	30.2	10.7
96	SUBSIDIES.....	--	-0.5	--	-0.5	-0.1	-0.1	-0.5	-0.1
97	WAGES & SALARIES.....	77.6	316.4	141.5	426.6	117.7	468.1	643.1	256.4
98	SUPPLEMENTARY LABOUR INCOME.....	4.9	25.8	6.6	24.5	4.2	18.6	29.2	12.0
99	NET INCOME, UNINC. BUSINESS.....	--	0.7	0.7	1.2	1.2	6.5	8.0	7.6
100	OTHER OPERATING SURPLUS.....	99.0	192.0	25.4	192.1	55.4	106.1	140.0	70.2
TOTAL.....		569.9	1202.7	428.8	1735.8	462.3	1503.5	2338.7	801.7

NOTE: DETAIL MAY NOT ADD DUE TO ROUNDING.

TABLE 96. USE (INPUT) MATRIX (AGGREGATION - M), 1971 (MILLIONS OF DOLLARS) - CONTINUED

NO.	COMMODITY AGGREGATION - M	PAPER & ALLIED INDUSTRIES	PRINTING & PUBLISHING	PRIMARY METAL INDUSTRIES	METAL FABRICATING INDUSTRIES	MACHINERY INDUSTRIES	TRANS. EQUIPMENT INDUSTRIES	ELECTRICAL PRODUCTS INDUSTRIES	NON-METAL. MINERAL PROD. IND.
1	GRAINS	--	--	--	--	--	--	--	--
2	LIVE ANIMALS	--	--	--	--	--	--	--	--
3	OTHER AGRICULTURAL PRODUCTS	0.2	--	--	--	--	--	--	--
4	FORESTRY PRODUCTS	529.1	--	--	0.1	--	--	--	0.3
5	FISH LANDINGS	--	--	--	--	--	--	--	--
6	HUNTING & TRAPPING PRODUCTS	--	--	--	--	--	--	--	--
7	IRON ORES & CONCENTRATES	--	--	151.1	--	--	--	--	0.4
8	OTHER METAL ORES & CONCENTRATES	0.1	--	1284.5	--	--	--	0.8	9.8
9	COAL	8.5	--	107.2	0.2	0.2	2.8	0.3	3.7
10	CRUDE MINERAL OILS	--	--	--	--	--	--	--	--
11	NATURAL GAS	8.7	0.2	8.5	2.2	1.0	2.4	0.7	7.1
12	NON-METALLIC MINERALS	18.1	--	25.3	1.0	3.6	0.9	1.0	78.0
13	SERVICES INCIDENTAL TO MINING	--	--	--	--	--	--	--	--
14	MEAT PRODUCTS	--	--	--	--	--	--	--	--
15	DAIRY PRODUCTS	0.6	--	--	--	--	--	--	--
16	FISH PRODUCTS	--	--	--	--	--	--	--	--
17	FRUITS & VEGETABLE PREPARATIONS	--	--	--	--	--	--	--	--
18	FEEDS	--	--	--	--	--	--	--	--
19	FLOUR, WHEAT MEAL & OTHER CEREALS	1.8	--	--	--	--	--	--	--
20	BREAKFAST CEREAL & BAKERY PROD.	--	--	--	--	--	--	--	--
21	SUGAR	--	--	--	--	--	--	--	--
22	MISC. FOOD PRODUCTS	3.2	--	--	0.1	--	--	--	0.9
23	SOFT DRINKS	--	--	--	--	--	--	--	--
24	ALCOHOLIC BEVERAGES	--	--	--	--	--	--	--	--
25	TOBACCO PROCESSED UNMANUFACTURED	--	--	--	--	--	--	--	--
26	CIGARETTES & TOBACCO MFG.	--	--	--	--	--	--	--	--
27	TIRES & TUBES	--	--	--	0.1	6.0	84.9	--	--
28	OTHER RUBBER PRODUCTS	0.2	--	0.7	4.6	16.2	49.9	38.9	1.4
29	PLASTIC FABRICATED PRODUCTS	25.3	0.5	0.3	2.4	0.7	6.8	16.5	2.5
30	LEATHER & LEATHER PRODUCTS	--	--	--	--	--	1.6	--	--
31	YARNS & MAN MADE FIBRES	1.8	0.1	--	0.8	--	2.5	1.0	1.3
32	FABRICS	1.4	6.3	--	0.3	0.6	26.8	4.2	1.4
33	OTHER TEXTILE PRODUCTS	25.0	0.2	0.3	1.2	0.1	58.0	0.4	0.2
34	HOSIERY & KNITTED WEAR	--	--	--	--	--	--	--	--
35	CLOTHING & ACCESSORIES	--	--	--	--	--	--	--	--
36	LUMBER & TIMBER	0.5	--	2.2	5.3	1.5	19.8	1.1	0.4
37	VENEER & PLYWOOD	0.1	--	--	0.1	0.1	11.4	--	--
38	OTHER WOOD FABRICATED MATERIALS	154.6	0.3	3.3	2.4	1.7	3.4	4.6	2.2
39	FURNITURE & FIXTURES	--	--	--	1.4	--	10.4	6.8	0.1
40	PULP	128.7	--	--	--	--	--	--	--
41	NEWSPRINT & OTHER PAPER STOCK	421.6	300.4	2.3	3.1	0.2	1.9	1.5	12.3
42	PAPER PRODUCTS	57.0	8.3	5.5	14.4	3.8	9.0	21.0	18.4
43	PRINTING & PUBLISHING	11.1	123.9	--	0.1	3.5	--	0.9	0.3
44	ADVERTISING, PRINT MEDIA	--	--	--	--	--	--	--	--
45	IRON & STEEL PRODUCTS	1.3	--	364.3	705.2	157.0	377.5	111.6	5.1
46	ALUMINUM PRODUCTS	17.4	--	127.5	89.9	12.1	49.6	59.4	0.8
47	COPPER & COPPER ALLOY PRODUCTS	0.2	0.1	162.3	43.1	8.4	31.4	171.9	0.1
48	NICKEL PRODUCTS	--	--	19.5	10.7	1.0	7.1	6.1	0.1
49	OTHER NON FERROUS METAL PRODUCTS	4.8	4.3	205.6	31.9	4.8	31.6	30.6	4.3
50	BOILERS, TANKS & PLATES	--	--	--	8.1	8.5	4.4	5.9	--
51	FABRICATED STRUCTURAL METAL PROD.	0.2	--	5.9	129.6	43.9	37.3	17.2	1.6
52	OTHER METAL FABRICATED PRODUCTS	22.9	0.1	50.0	295.3	135.6	233.4	101.1	14.9
53	AGRICULTURAL MACHINERY	--	--	--	0.1	27.7	--	--	--
54	OTHER INDUSTRIAL MACHINERY	0.1	--	14.1	23.0	209.3	105.7	31.2	1.7
55	MOTOR VEHICLES	--	--	--	1.2	0.7	72.5	0.2	--
56	MOTOR VEHICLE PARTS	--	--	--	6.6	15.1	2407.0	1.7	--
57	OTHER TRANSPORT EQUIPMENT	--	--	0.3	0.2	--	166.6	--	--
58	APPLIANCES & RECEIVERS, HOUSEHOLD	--	--	0.2	9.4	7.9	45.1	50.5	--
59	OTHER ELECTRICAL PRODUCTS	--	--	--	16.1	119.0	91.5	473.1	3.4
60	CEMENT & CONCRETE PRODUCTS	--	--	--	0.1	--	--	--	134.3
61	OTHER NON-METALLIC MINERAL PROD.	15.9	--	45.2	28.7	3.1	84.2	18.3	63.4
62	GASOLINE & FUEL OIL	55.4	1.1	22.1	4.2	1.5	5.1	2.0	15.3
63	OTHER PETROLEUM & COAL PROD.	15.8	1.0	50.2	3.7	1.3	7.1	2.3	7.1
64	INDUSTRIAL CHEMICALS	126.9	1.6	33.1	21.3	3.9	14.2	40.1	22.4
65	FERTILIZERS	--	--	0.1	--	--	--	--	--
66	PHARMACEUTICALS	--	--	--	--	--	--	--	--
67	OTHER CHEMICAL PRODUCTS	39.1	21.7	9.0	33.2	7.5	31.5	16.7	9.0
68	SCIENTIFIC EQUIPMENT	--	8.5	0.1	0.9	2.9	30.3	4.2	0.7
69	OTHER MANUFACTURED PRODUCTS	0.5	1.7	0.5	4.5	4.5	18.6	3.8	7.1
70	RESIDENTIAL CONSTRUCTION	--	--	--	--	--	--	--	--
71	NON-RESIDENTIAL CONSTRUCTION	--	--	--	--	--	--	--	--
72	REPAIR CONSTRUCTION	13.9	3.2	25.9	8.3	4.9	10.5	5.6	6.4
73	PIPELINE TRANSPORTATION	7.9	0.4	8.2	2.6	1.1	2.4	1.4	6.7
74	TRANSPORTATION & STORAGE	11.2	2.1	11.3	6.6	2.4	29.9	10.7	2.1
75	RADIO & TELEVISION BROADCASTING	--	--	--	--	--	--	--	--
76	TELEPHONE & TELEGRAPH	11.1	16.6	12.8	18.3	12.5	24.2	20.9	7.5
77	POSTAL SERVICES	1.5	18.7	1.0	3.2	2.7	3.3	3.1	0.9
78	ELECTRIC POWER	117.3	6.0	86.4	17.1	7.3	23.2	12.2	25.6
79	OTHER UTILITIES	15.2	1.0	13.5	4.2	1.9	5.8	2.5	11.0
80	WHOLESALE MARGINS	85.8	19.9	160.0	83.7	72.1	171.4	68.7	31.4
81	RETAIL MARGINS	1.4	2.0	1.2	1.5	0.5	2.3	1.3	1.3
82	IMPUTED RENT OWNER OCCUP. DWEL.	--	--	--	--	--	--	--	--
83	OTHER FINANCIALS, REAL ESTATE	44.2	43.0	37.0	47.9	43.8	56.7	53.9	21.8
84	BUSINESS SERVICES	24.2	27.1	28.6	27.8	21.3	218.5	25.4	10.0
85	EDUCATION SERVICES	--	--	--	--	--	--	--	--
86	HEALTH SERVICES	--	--	--	--	--	--	--	--
87	AMUSEMENT & RECREATION SERVICES	--	--	--	--	--	--	--	--
88	ACCOMMODATION & FOOD SERVICES	--	--	--	--	--	--	--	--
89	OTHER PERSONAL & MISC. SERVICES	29.6	9.7	15.1	19.3	6.5	12.9	9.7	17.0
90	TRANSPORTATION MARGINS	149.1	24.3	111.1	61.1	31.5	108.1	36.4	53.1
91	OPERATING OFFICE LAB & FOOD	214.1	34.8	201.9	125.8	57.9	173.1	84.2	115.3
92	TRAVEL, ADVERTISING & PROMOTION	43.5	76.7	25.2	64.9	53.1	109.7	93.4	24.7
93	NON-COMPETING IMPORTS	0.6	--	--	--	--	--	0.2	0.7
94	UNALLOCATED IMPORTS & EXPORTS	--	--	--	--	--	--	--	--
95	INDIRECT TAXES	74.1	18.6	58.6	34.2	25.6	45.2	27.3	29.0
96	SUBSIDIES	-0.4	-0.1	-0.1	-0.9	-1.3	-4.1	-1.0	-0.5
97	WAGES & SALARIES	1045.2	658.1	1017.0	1073.7	591.7	1352.1	930.1	408.6
98	SUPPLEMENTARY LABOUR INCOME	67.7	26.4	84.1	71.5	48.3	124.7	60.5	23.4
99	NET INCOME, UNINC. BUSINESS	2.5	8.6	0.2	7.6	0.5	1.2	0.8	1.7
100	OTHER OPERATING SURPLUS	451.0	212.6	518.9	466.6	198.3	720.3	322.2	300.8
	TOTAL	4108.5	1690.2	5119.1	3651.6	1997.8	7335.5	3016.8	1530.4

NOTE: DETAIL MAY NOT ADD DUE TO ROUNDING.

TABLE 96. USE (INPUT) MATRIX (AGGREGATION - M), 1971 (MILLIONS OF DOLLARS) - CONTINUED

NO.	COMMODITY AGGREGATION - M	PETROLEUM & COAL PROD. IND.	CHEMICAL & CHEMICAL PROD. IND.	MISC. MANUFAC. TURING	CONSTR. INDUSTRY	TRANS. & STORAGE	COMMUNI- CATION	ELEC. POWER GAS, OTHER UTILITIES	WHOLESALE TRADE
1	GRAINS	--	--	--	--	--	--	--	4.7
2	LIV. ANIMALS	--	2.3	--	--	--	--	--	--
3	OTHER AGRICULTURAL PRODUCTS	--	0.4	0.1	6.8	1.6	--	--	0.7
4	FORESTRY PRODUCTS	--	0.1	--	5.8	--	--	--	--
5	FISH LANDINGS	--	--	--	--	--	--	--	--
6	HUNTING & TRAPPING PRODUCTS	--	--	0.4	--	--	--	--	--
7	IRON ORES & CONCENTRATES	--	--	--	--	--	--	--	--
8	OTHER METAL ORES & CONCENTRATES	0.2	0.1	21.5	--	--	--	7.0	0.1
9	COAL	1.6	2.7	0.4	4.3	1.6	--	105.7	0.2
10	CRUDE MINERAL OILS	1436.8	0.9	--	--	--	--	--	--
11	NATURAL GAS	1.1	11.7	0.4	--	10.6	0.1	4.1	1.9
12	NON-METALLIC MINERALS	1.8	50.1	1.3	68.6	2.8	--	--	--
13	SERVICES INCIDENTAL TO MINING	--	--	--	70.9	--	--	--	--
14	MEAT PRODUCTS	--	12.3	0.1	--	--	--	--	0.3
15	DAIRY PRODUCTS	--	1.0	--	--	--	--	--	--
16	FISH PRODUCTS	--	0.4	0.2	--	--	--	--	0.1
17	FRUITS & VEGETABLES PREPARATIONS	--	--	--	--	--	--	--	--
18	FEEDS	--	2.6	--	--	1.0	--	--	--
19	FLOUR, WHEAT MEAL & OTHER CEREALS	--	0.9	--	--	--	--	--	0.9
20	BREAKFAST CEREAL & BAKERY PROD.	--	--	--	--	--	--	--	--
21	SUGAR	--	1.5	--	--	--	--	--	0.4
22	MISC. FOOD PRODUCTS	--	20.0	0.1	--	--	--	--	0.1
23	SOFT DRINKS	--	--	--	--	--	--	--	--
24	ALCOHOLIC BEVERAGES	--	0.1	--	--	--	--	--	--
25	TOBACCO PROCESSED UNMANUFACTURED	--	--	--	--	--	--	--	--
26	CIGARETTES & TOBACCO MFG.	--	--	--	--	--	--	--	0.2
27	TIRES & TUBES	--	--	0.8	21.6	61.9	--	--	--
28	OTHER RUBBER PRODUCTS	--	1.8	2.6	21.4	8.1	--	--	--
29	PLASTIC FABRICATED PRODUCTS	0.3	26.8	24.4	132.9	2.3	--	--	13.5
30	LEATHER & LEATHER PRODUCTS	--	--	4.9	0.5	0.1	--	--	0.8
31	YARNS & MAN-MADE FIBRES	--	0.8	7.5	0.6	--	--	--	2.4
32	FABRICS	--	3.4	26.7	5.6	1.3	--	--	3.4
33	OTHER TEXTILE PRODUCTS	--	4.0	4.7	55.2	5.4	1.3	--	5.7
34	HOSIERY & KNITTED WEAR	--	--	--	--	--	--	--	--
35	CLOTHING & ACCESSORIES	--	--	0.4	--	--	--	--	--
36	LUMBER & TIMBER	--	--	12.5	319.9	--	--	--	3.4
37	VENET & PLYWOOD	--	--	8.7	195.2	--	--	--	0.7
38	OTHER WOOD FABRICATED MATERIALS	0.6	3.7	5.5	384.2	--	--	--	10.2
39	FURNITURE & FIXTURES	--	--	--	14.9	--	--	--	--
40	PULP	--	7.0	--	--	--	--	--	--
41	NEWSPRINT & OTHER PAPER STOCK	--	3.8	11.3	65.3	0.1	--	--	12.7
42	PAPER PRODUCTS	1.9	63.4	14.9	34.2	2.1	--	--	41.6
43	PRINTING & PUBLISHING	--	4.0	0.9	--	3.8	24.0	1.4	11.0
44	ADVERTISING, PRINT MEDIA	--	--	--	--	--	--	--	--
45	IRON & STEEL PRODUCTS	--	0.5	23.6	505.1	6.7	--	--	3.0
46	ALUMINUM PRODUCTS	--	2.6	15.2	5.2	0.1	--	--	0.2
47	COPPER & COPPER ALLOY PRODUCTS	--	3.8	8.8	36.4	1.1	--	--	0.6
48	NICKEL PRODUCTS	--	0.2	0.1	1.5	--	--	--	--
49	OTHER NON-FERROUS METAL PRODUCTS	0.4	17.7	34.5	8.7	0.4	--	--	0.3
50	BOILERS, TANKS & PLATES	--	--	1.8	227.2	2.3	--	--	--
51	FABRICATED STRUCTURAL METAL PROD.	--	0.1	2.9	667.6	0.5	--	--	0.7
52	OTHER METAL FABRICATED PRODUCTS	11.7	43.9	35.1	730.0	1.6	--	--	26.4
53	AGRICULTURAL MACHINERY	--	--	--	--	--	--	--	--
54	OTHER INDUSTRIAL MACHINERY	--	0.5	1.1	205.8	1.7	0.1	--	--
55	MOTOR VEHICLES	--	--	--	--	--	--	--	--
56	MOTOR VEHICLE PARTS	--	--	0.2	23.8	94.8	--	--	--
57	OTHER TRANSPORT EQUIPMENT	--	--	--	--	131.9	--	--	--
58	APPLIANCES & RECEIVERS, HOUSEHOLD	--	0.2	1.0	8.4	--	1.5	--	--
59	OTHER ELECTRICAL PRODUCTS	--	--	8.4	678.4	14.9	61.7	--	0.2
60	CEMENT & CONCRETE PRODUCTS	--	--	0.1	610.4	--	--	--	--
61	OTHER NON-METALLIC MINERAL PROD.	0.1	22.9	15.2	326.0	2.6	--	--	1.3
62	GASOLINE & FUEL OIL	0.4	13.7	1.5	69.9	239.6	3.0	27.1	59.6
63	OTHER PETROLEUM & COAL PROD.	24.4	103.6	1.5	83.4	16.4	0.6	0.7	5.0
64	INDUSTRIAL CHEMICALS	12.3	411.6	44.6	9.3	0.7	1.2	--	7.4
65	FERTILIZERS	--	17.1	--	--	--	--	--	--
66	PHARMACEUTICALS	--	30.9	--	1.5	--	--	--	--
67	OTHER CHEMICAL PRODUCTS	57.6	90.5	12.4	93.0	6.5	0.2	--	1.8
68	SCIENTIFIC EQUIPMENT	--	0.4	34.2	28.4	2.5	5.0	--	0.1
69	OTHER MANUFACTURED PRODUCTS	9.3	17.6	36.4	67.5	3.2	0.4	--	4.6
70	RESIDENTIAL CONSTRUCTION	--	--	--	--	--	--	--	--
71	NON-RESIDENTIAL CONSTRUCTION	--	--	--	--	--	--	--	--
72	REPAIR CONSTRUCTION	46.9	16.4	3.2	6.9	213.8	62.8	115.7	6.4
73	PIPELINE TRANSPORTATION	146.0	13.1	0.6	0.5	17.6	0.1	8.3	2.2
74	TRANSPORTATION & STORAGE	3.8	7.1	1.6	145.1	689.0	98.4	3.4	161.9
75	RADIO & TELEVISION BROADCASTING	--	--	--	--	--	16.3	--	--
76	TELEPHONE & TELEGRAPH	3.0	17.1	8.1	26.1	95.2	35.6	6.1	94.1
77	POSTAL SERVICES	1.1	5.7	3.3	2.3	7.1	13.9	3.6	30.8
78	ELECTRIC POWER	15.9	58.4	5.1	6.5	34.8	9.8	29.5	29.5
79	OTHER UTILITIES	2.2	24.4	0.9	11.5	4.8	0.4	7.7	4.0
80	WHOLESALE MARGINS	5.6	75.0	31.3	753.6	152.1	5.5	15.3	66.2
81	RETAIL MARGINS	--	2.3	0.4	101.2	55.8	21.3	1.5	14.4
82	IMPUTED RENT OWNER OCPD. DWEL.	--	--	--	--	--	--	--	--
83	OTHER FINANCE, INS. REAL ESTATE	34.0	71.4	43.8	253.5	226.2	48.2	57.2	309.1
84	BUSINESS SERVICES	21.9	41.8	14.6	568.5	60.0	39.5	16.7	125.1
85	EDUCATION SERVICES	--	--	--	--	--	--	--	--
86	HEALTH SERVICES	--	--	--	--	--	--	--	--
87	AMUSEMENT & RECREATION SERVICES	--	--	--	--	--	48.9	--	--
88	ACCOMMODATION & FOOD SERVICES	--	--	--	--	33.6	--	--	--
89	OTHER PERSONAL & MISC. SERVICES	3.7	32.7	7.9	268.1	179.3	14.2	14.1	52.4
90	TRANSPORTATION MARGINS	8.8	75.5	16.5	295.3	32.7	2.2	14.5	13.2
91	OPERATING OFFICE, LAB. & FOOD	42.9	136.7	34.5	285.5	406.2	57.3	38.3	251.2
92	TRAVEL, ADVERTISING & PROMOTION	29.5	200.1	74.6	80.8	95.0	29.9	12.7	345.0
93	NON-COMPETING IMPORTS	--	1.1	2.0	--	--	--	--	--
94	UNALLOCATED IMPORTS & EXPORTS	--	--	--	--	--	--	--	--
95	INDIRECT TAXES	17.2	48.9	19.0	972.5	457.8	95.5	82.8	165.0
96	SUBSIDIES	-1.0	-2.5	-0.2	--	-83.5	-175.2	-27.6	-91.0
97	WAGES & SALARIES	158.0	671.9	384.2	5066.8	2668.2	1156.3	519.3	2768.7
98	SUPPLEMENTARY LABOUR INCOME	11.8	39.5	23.0	233.5	232.1	116.2	37.7	101.2
99	NET INCOME, UNINC. BUSINESS	--	0.4	7.1	482.0	173.8	--	2.1	208.1
100	OTHER OPERATING SURPLUS	96.9	404.4	132.0	1012.1	1468.0	980.9	1351.6	1051.6
TOTAL		2288.8	2944.9	1242.2	16356.0	7849.9	2776.8	2456.5	9935.2

NOTE: DETAIL MAY NOT ADD DUE TO ROUNDING.

TABLE 96. USE (INPUT) MATRIX (AGGREGATION - M), 1971 (MILLIONS OF DOLLARS) - CONTINUED

COMMODITY AGGREGATION - M	RETAIL TRADE	OWNER OCCUPIED DWELLINGS	FINANCE, INS. & REAL EST.	EDUCATION & HEALTH SERVICES	AMUSEMENT RECREATION SERVICES	SERVICE TO BUSINESS MANAGEMENT	ACCOMMODA- TION, FOOD SERVICES	PERSONAL & MISC. SERVICES
NO.								
1 GRAINS.....	--	--	--	--	--	--	--	--
2 LIVE ANIMALS.....	220.4	--	--	--	--	--	--	--
3 OTHER AGRICULTURAL PRODUCTS.....	--	--	--	0.1	0.4	--	66.6	1.9
4 FORESTRY PRODUCTS.....	--	--	--	--	--	--	--	--
5 FISH LANDINGS.....	--	--	--	--	--	--	10.3	--
6 HUNTING & TRAPPING PRODUCTS.....	--	--	--	--	--	--	--	--
7 IRON ORES & CONCENTRATES.....	--	--	--	--	--	--	--	--
8 OTHER METAL ORES & CONCENTRATES.....	--	--	--	0.8	--	--	--	--
9 COAL.....	--	--	--	1.2	--	--	--	--
10 CRUDE MINERAL OILS.....	--	--	--	--	--	--	--	--
11 NATURAL GAS.....	13.6	--	8.4	0.4	--	--	1.9	0.1
12 NON-METALLIC MINERALS.....	--	--	--	--	0.1	--	0.6	--
13 SERVICES INCIDENTAL TO MINING.....	--	--	--	--	--	--	--	--
14 MEAT PRODUCTS.....	2.7	--	--	--	--	--	346.9	--
15 DAIRY PRODUCTS.....	--	--	--	--	--	--	108.3	--
16 FISH PRODUCTS.....	--	--	--	--	--	--	54.5	--
17 FRUITS & VEGETABLES PREPARATIONS.....	--	--	--	--	--	--	43.1	--
18 FEEDS.....	--	--	--	--	0.3	--	--	--
19 FLOUR, WHEAT, MEAL & OTHER CEREALS.....	--	--	--	--	--	--	8.5	--
20 BREAKFAST CEREAL & BAKERY PROD.....	--	--	--	--	--	--	59.3	--
21 SUGAR.....	--	--	--	--	--	--	13.6	--
22 MISC. FOOD PRODUCTS.....	--	--	--	--	--	--	28.6	1.8
23 SOFT DRINKS.....	--	--	--	--	--	--	14.4	--
24 ALCOHOLIC BEVERAGES.....	--	--	--	--	--	--	--	--
25 TOBACCO PROCESSED UNMANUFACTURED.....	--	--	--	--	--	--	--	--
26 CIGARETTES & TOBACCO MFG.....	--	--	--	--	--	--	--	--
27 TIRES & TUBES.....	3.6	--	--	--	--	--	--	--
28 OTHER RUBBER PRODUCTS.....	4.5	--	--	0.3	--	--	--	3.2
29 PLASTIC FABRICATED PRODUCTS.....	10.2	--	--	--	--	--	3.2	--
30 LEATHER & LEATHER PRODUCTS.....	--	--	--	--	0.6	--	--	2.8
31 YARNS & MAN-MADE FIBRES.....	--	--	--	--	--	--	--	1.9
32 FABRICS.....	1.2	--	--	0.3	0.5	--	4.0	13.7
33 OTHER TEXTILE PRODUCTS.....	1.1	--	--	11.9	0.2	0.4	34.5	1.1
34 HOSIERY & KNITTED WEAR.....	--	--	--	--	--	--	--	--
35 CLOTHING & ACCESSORIES.....	10.0	--	--	--	--	--	2.6	--
36 LUMBER & TIMBER.....	--	--	--	--	--	0.3	--	--
37 VENEER & PLYWOOD.....	--	--	--	--	--	--	--	--
38 OTHER WOOD FABRICATED MATERIALS.....	3.9	--	--	--	0.5	--	--	18.3
39 FURNITURE & FIXTURES.....	--	--	--	--	--	--	1.5	--
40 PULP.....	--	--	--	--	--	--	--	--
41 NEWSPRINT & OTHER PAPER STOCK.....	11.7	--	--	0.1	--	3.1	--	0.5
42 PAPER PRODUCTS.....	120.7	--	--	--	--	0.6	49.6	3.5
43 PRINTING & PUBLISHING.....	8.7	--	29.9	4.8	1.4	3.4	--	--
44 ADVERTISING, PRINT MEDIA.....	--	--	--	--	--	--	--	--
45 IRON & STEEL PRODUCTS.....	--	--	--	--	--	--	--	--
46 ALUMINUM PRODUCTS.....	--	--	--	--	--	--	--	--
47 COPPER & COPPER ALLOY PRODUCTS.....	--	--	--	--	--	--	--	--
48 NICKEL PRODUCTS.....	--	--	--	--	--	--	--	--
49 OTHER NON-FERROUS METAL PRODUCTS.....	--	--	--	--	--	--	--	3.5
50 BOILERS, TANKS & PLATES.....	--	--	--	--	--	--	--	--
51 FABRICATED STRUCTURAL METAL PROD.....	--	--	--	--	--	--	--	--
52 OTHER METAL FABRICATED PRODUCTS.....	14.1	--	--	--	1.8	--	0.6	4.1
53 AGRICULTURAL MACHINERY.....	--	--	--	--	--	--	--	--
54 OTHER INDUSTRIAL MACHINERY.....	--	--	--	--	--	--	0.1	--
55 MOTOR VEHICLES.....	--	--	--	--	--	--	--	--
56 MOTOR VEHICLE PARTS.....	--	--	--	--	--	--	--	--
57 OTHER TRANSPORT EQUIPMENT.....	--	--	--	--	--	--	--	--
58 APPLIANCES & RECEIVERS, HOUSEHOLD.....	--	--	--	0.1	--	--	--	0.4
59 OTHER ELECTRICAL PRODUCTS.....	--	--	--	0.2	--	--	--	--
60 CEMENT & CONCRETE PRODUCTS.....	--	--	--	--	--	--	--	--
61 OTHER NON-METALLIC MINERAL PROD.....	1.6	--	--	0.3	0.1	--	8.6	--
62 GASOLINE & FUEL OIL.....	47.2	--	17.1	7.1	2.4	6.9	23.0	11.1
63 OTHER PETROLEUM & COAL PROD.....	2.8	--	0.3	0.9	0.1	0.6	1.1	2.9
64 INDUSTRIAL CHEMICALS.....	9.1	--	--	2.3	0.2	--	0.1	12.7
65 FERTILIZERS.....	--	--	--	--	--	--	0.1	--
66 PHARMACEUTICALS.....	--	--	--	29.1	--	--	--	--
67 OTHER CHEMICAL PRODUCTS.....	--	--	--	0.3	--	0.3	1.5	44.7
68 SCIENTIFIC EQUIPMENT.....	0.5	--	--	30.4	14.9	1.4	--	15.9
69 OTHER MANUFACTURED PRODUCTS.....	5.0	--	--	7.0	13.5	0.6	3.8	2.9
70 RESIDENTIAL CONSTRUCTION.....	--	--	--	--	--	--	--	--
71 NON-RESIDENTIAL CONSTRUCTION.....	--	--	--	--	--	--	--	--
72 REPAIR CONSTRUCTION.....	40.4	853.1	388.1	2.0	5.2	0.8	11.0	0.6
73 PIPELINE TRANSPORTATION.....	11.7	--	7.5	0.6	--	0.1	1.6	0.1
74 TRANSPORTATION & STORAGE.....	79.8	--	1.3	3.6	3.7	5.6	8.5	5.0
75 RADIO & TELEVISION BROADCASTING.....	--	--	--	--	--	--	--	--
76 TELEPHONE & TELEGRAPH.....	--	--	--	--	--	--	--	--
77 POSTAL SERVICES.....	84.0	--	168.9	47.8	4.9	56.4	27.1	8.8
78 ELECTRIC POWER.....	83.7	--	55.3	7.5	0.8	11.7	0.8	1.3
79 OTHER UTILITIES.....	114.0	--	54.2	3.9	9.3	6.3	33.1	10.5
80 WHOLESALER MARGINS.....	22.7	--	24.4	1.7	0.1	0.2	6.6	0.5
81 RETAIL MARGINS.....	34.4	--	9.0	12.6	2.4	4.0	65.8	19.5
82 IMPUTED RENT OWNER OCCUP. DWEL.....	13.6	--	2.6	1.8	4.9	3.0	29.7	1.9
83 OTHER FINANCE, INS. REAL ESTATE.....	--	--	--	--	--	--	--	--
84 BUSINESS SERVICES.....	611.2	54.3	1060.6	72.2	73.7	162.6	144.2	54.8
85 EDUCATION SERVICES.....	76.5	--	262.8	24.3	9.2	165.4	31.5	8.1
86 HEALTH SERVICES.....	--	--	6.3	0.6	--	--	--	--
87 AMUSEMENT & RECREATION SERVICES.....	--	--	0.2	--	60.1	3.7	29.3	--
88 ACCOMMODATION & FOOD SERVICES.....	--	--	--	--	--	--	3.9	--
89 OTHER PERSONAL & MISC. SERVICES.....	48.6	--	67.9	31.0	16.3	55.1	35.2	17.6
90 TRANSPORTATION MARGINS.....	15.2	--	2.2	3.5	0.7	1.1	26.7	6.2
91 OPERATING, OFFICE LAB. & FOOD.....	378.1	--	305.0	103.4	83.3	261.6	134.3	75.7
92 TRAVEL, ADVERTISING & PROMOTION.....	302.5	--	317.4	18.8	45.5	126.2	72.6	21.0
93 NON-COMPETING IMPORTS.....	3.5	--	--	--	--	--	6.5	--
94 UNALLOCATED IMPORTS & EXPORTS.....	--	--	--	--	--	--	--	--
95 INDIRECT TAXES.....	249.0	1486.9	1285.0	21.3	23.2	35.5	116.3	32.8
96 SUBSIDIES.....	-1.5	-75.3	-77.8	--	--	--	--	--
97 WAGES & SALARIES.....	3791.8	--	2573.5	427.0	188.6	1295.6	1246.2	431.5
98 SUPPLEMENTARY LABOUR INCOME.....	138.6	--	191.8	14.0	5.1	35.0	33.5	12.1
99 NET INCOME, INCL. BUSINESS.....	708.0	1087.9	708.4	1116.0	52.8	596.4	408.1	240.2
100 OTHER OPERATING SURPLUS.....	1015.1	2153.3	3034.0	76.3	146.7	442.8	405.0	104.7
TOTAL.....	8313.4	5560.3	10504.1	2087.7	773.7	3286.7	3768.4	1199.8

NOTE: DETAIL MAY NOT ADD DUE TO ROUNDING.

TABLE 96. USE (INPUT) MATRIX (AGGREGATION - M), 1971 (MILLIONS OF DOLLARS) - CONCLUDED

NO.	COMMODITY AGGREGATION - M	TRANS. MARGINS	OPERATING OFFICE LAB & FOOD	TRAVEL PROMOTION, ADVIG.	TOTAL INDUSTRIES
1	GRAINS.....	--	--	--	373.1
2	LIVE ANIMALS.....	--	3.5	--	1657.2
3	OTHER AGRICULTURAL PRODUCTS.....	--	39.9	--	1331.1
4	FORESTRY PRODUCTS.....	--	--	--	1392.0
5	FISH LANDINGS.....	--	1.8	--	174.1
6	HUNTING & TRAPPING PRODUCTS.....	--	--	--	12.3
7	IRON ORES & CONCENTRATES.....	--	--	--	151.7
8	OTHER METAL ORES & CONCENTRATES.....	--	--	--	1332.5
9	COAL.....	--	--	--	244.9
10	CRUDE MINERAL OILS.....	--	--	--	1437.7
11	NATURAL GAS.....	--	--	--	98.4
12	NON-METALLIC MINERALS.....	--	0.4	--	287.1
13	SERVICES INCIDENTAL TO MINING.....	--	--	--	307.6
14	MEAT PRODUCTS.....	--	90.9	--	950.7
15	DAIRY PRODUCTS.....	--	56.7	--	381.1
16	FISH PRODUCTS.....	--	4.5	--	85.2
17	FRUITS & VEGETABLES PREPARATIONS.....	--	25.7	--	138.1
18	FEEDS.....	--	--	--	648.0
19	FLOUR WHEAT MEAL & OTHER CEREALS.....	--	3.8	--	137.4
20	BREAKFAST CEREAL & BAKERY PROD.....	--	34.0	--	95.7
21	SUGAR.....	--	5.3	--	139.1
22	MISC. FOOD PRODUCTS.....	--	20.4	--	335.2
23	SOFT DRINKS.....	--	12.8	--	61.6
24	ALCOHOLIC BEVERAGES.....	--	--	48.2	57.2
25	TOBACCO PROCESSED UNMANUFACTURED.....	--	--	--	125.3
26	CIGARETTES & TOBACCO MFG.....	--	--	--	0.2
27	TIRUS & TUBES.....	--	147.1	3.0	340.4
28	OTHER RUBBER PRODUCTS.....	--	30.9	1.0	243.3
29	PLASTIC FABRICATED PRODUCTS.....	--	78.7	--	450.3
30	LEATHER & LEATHER PRODUCTS.....	--	11.0	--	126.3
31	YARNS & MAN MADE FIBRES.....	--	--	--	481.5
32	FABRICS.....	--	--	--	896.9
33	OTHER TEXTILE PRODUCTS.....	--	39.3	--	411.4
34	HOSIERY & KNITTED WEAR.....	--	--	--	2.1
35	CLOTHING & ACCESSORIES.....	--	14.5	--	195.4
36	LUMBER & TIMBER.....	--	2.9	--	519.3
37	VENEER & PLYWOOD.....	--	--	--	296.3
38	OTHER WOOD FABRICATED MATERIALS.....	--	0.7	--	710.6
39	FURNITURE & FIXTURES.....	--	--	--	58.7
40	PULP.....	--	--	--	145.6
41	NEWSPRINT & OTHER PAPER STOCK.....	--	9.4	--	914.4
42	PAPER PRODUCTS.....	--	271.5	2.0	1152.1
43	PRINTING & PUBLISHING.....	--	374.5	222.4	858.2
44	ADVERTISING PRINT MEDIA.....	--	--	494.7	494.7
45	IRON & STEEL PRODUCTS.....	--	11.7	--	2342.6
46	ALUMINUM PRODUCTS.....	--	--	--	385.8
47	COPPER & COPPER ALLOY PRODUCTS.....	--	1.9	--	470.0
48	NICKEL PRODUCTS.....	--	--	--	46.5
49	OTHER NON FERROUS METAL PRODUCTS.....	--	6.7	--	398.4
50	BOILERS, TANKS & PLATES.....	--	3.6	--	261.8
51	FABRICATED STRUCTURAL METAL PROD.....	--	--	--	914.0
52	OTHER METAL FABRICATED PRODUCTS.....	--	370.8	--	2404.1
53	AGRICULTURAL MACHINERY.....	--	2.4	--	76.9
54	OTHER INDUSTRIAL MACHINERY.....	--	865.6	--	1520.6
55	MOTOR VEHICLES.....	--	--	--	74.5
56	MOTOR VEHICLE PARTS.....	--	394.4	33.3	2976.9
57	OTHER TRANSPORT EQUIPMENT.....	--	1.2	--	325.8
58	APPLIANCES & RECEIVERS, HOUSEHOLD.....	--	5.4	--	130.3
59	OTHER ELECTRICAL PRODUCTS.....	--	251.0	4.4	1733.3
60	CEMENT & CONCRETE PRODUCTS.....	--	--	--	745.1
61	OTHER NON-METALLIC MINERAL PROD.....	--	33.3	--	807.2
62	GASOLINE & FUEL OIL.....	--	--	45.7	959.1
63	OTHER PETROLEUM & COAL PROD.....	--	4.1	1.2	407.3
64	INDUSTRIAL CHEMICALS.....	--	92.7	--	1324.4
65	FERTILIZERS.....	--	7.8	--	81.0
66	PHARMACEUTICALS.....	--	18.9	--	105.1
67	OTHER CHEMICAL PRODUCTS.....	--	206.5	2.1	926.9
68	SCIENTIFIC EQUIPMENT.....	--	139.0	--	320.7
69	OTHER MANUFACTURED PRODUCTS.....	--	65.5	58.4	453.8
70	RESIDENTIAL CONSTRUCTION.....	--	--	--	--
71	NON-RESIDENTIAL CONSTRUCTION.....	--	--	--	--
72	REPAIR CONSTRUCTION.....	--	--	--	2152.9
73	PIPELINE TRANSPORTATION.....	--	--	--	255.7
74	TRANSPORTATION & STORAGE.....	3444.4	--	489.0	5517.0
75	RADIO & TELEVISION BROADCASTING.....	--	--	276.7	293.0
76	TELEPHONE & TELEGRAPH.....	--	--	--	893.5
77	POSTAL SERVICES.....	--	--	--	280.5
78	ELECTRIC POWER.....	--	--	--	951.3
79	OTHER UTILITIES.....	--	--	--	194.7
80	WHOLESALE MARGINS.....	--	677.8	48.2	3359.2
81	RETAIL MARGINS.....	--	256.9	52.8	635.6
82	IMPUTED RENT OWNER OCCUP. DWEL.....	--	--	--	--
83	OTHER FINANCIAL, INSURANCE, STATE.....	--	--	--	4601.8
84	BUSINESS SERVICES.....	--	--	324.5	2462.8
85	EDUCATION SERVICES.....	--	--	--	--
86	HEALTH SERVICES.....	--	--	--	6.9
87	AMUSEMENT & RECREATION SERVICES.....	--	--	54.9	197.2
88	ACCOMMODATION & FOOD SERVICES.....	--	--	656.2	693.6
89	OTHER PERSONAL & MISC. SERVICES.....	--	1012.1	67.5	2206.1
90	TRANSPORTATION MARGINS.....	--	168.3	15.7	1754.0
91	OPERATING, OFFICE, LAB & FOOD.....	--	--	--	4982.1
92	TRAVEL, ADVERTISING & PROMOTION.....	--	--	--	2856.7
93	NON-COMPETING IMPORTS.....	--	4.2	--	291.2
94	UNALLOCATED IMPORTS & EXPORTS.....	--	50.3	144.8	195.1
95	INDIRECT TAXES.....	--	543.8	244.4	6804.5
96	SUBSIDIES.....	--	--	--	-757.6
97	WAGES & SALARIES.....	--	--	--	36395.7
98	SUPPLEMENTARY LABOUR INCOME.....	--	--	--	2053.6
99	NET INCOME UNINC. BUSINESS.....	--	--	--	7483.7
100	OTHER OPERATING SURPLUS.....	--	--	--	21784.7
TOTAL.....		3444.4	6476.4	3293.2	149084.2

NOTE: DETAIL MAY NOT ADD DUE TO ROUNDING

TABLE 97. FINAL DEMAND MATRIX (AGGREGATION - M), 1971 (MILLIONS OF DOLLARS)

NO.	COMMODITY AGGREGATION - M	CONS. EXP. DURABLE	CONS. EXP. SEMI DURABLE	CONS. EXP. NON DURABLE	CONS. EXP. SERVICES	CONS. TRUCTION BUSINESS	CONS. TRUCTION GOVERNMENT	MACHINERY, EQUIPMENT BUSINESS	MACHINERY, EQUIPMENT GOVERNMENT
1	GRAINS.....	--	--	--	--	--	--	--	--
2	LIVE ANIMALS.....	--	15.2	74.7	--	--	--	--	--
3	OTHER AGRICULTURAL PRODUCTS.....	--	--	613.7	18.8	--	--	--	--
4	FORESTRY PRODUCTS.....	--	--	25.6	--	--	--	--	--
5	FISH LANDINGS.....	--	--	14.2	--	--	--	--	--
6	HUNTING & TRAPPING PRODUCTS.....	--	--	--	--	--	--	--	--
7	IRON ORES & CONCENTRATES.....	--	--	--	--	--	--	--	--
8	OTHER METAL ORES & CONCENTRATES.....	--	--	--	--	--	--	--	--
9	COAL.....	--	--	6.6	0.7	--	--	--	--
10	CRUDE MINERAL OILS.....	--	--	--	--	--	--	--	--
11	NATURAL GAS.....	--	--	65.3	13.0	--	--	--	--
12	NON-METALLIC MINERALS.....	--	2.8	10.3	--	--	--	--	--
13	SERVICES INCIDENTAL TO MINING.....	--	--	--	--	131.4	--	--	--
14	MEAT PRODUCTS.....	--	--	1805.6	--	--	--	--	--
15	DAIRY PRODUCTS.....	--	--	997.0	--	--	--	--	--
16	FISH PRODUCTS.....	--	--	89.6	--	--	--	--	--
17	FRUITS & VEGETABLES PREPARATIONS.....	--	--	570.7	--	--	--	--	--
18	FEEDS.....	--	--	75.4	--	--	--	--	--
19	FLOUR, WHEAT MEAL & OTHER CEREALS.....	--	--	37.8	--	--	--	--	--
20	BREAKFAST CEREAL & BAKERY PROD.....	--	--	630.4	--	--	--	--	--
21	SUGAR.....	--	--	78.2	--	--	--	--	--
22	MISC. FOOD PRODUCTS.....	--	--	803.6	--	--	--	--	--
23	SOFT DRINKS.....	--	--	326.1	--	--	--	--	--
24	ALCOHOLIC BEVERAGES.....	--	--	730.2	--	--	--	--	--
25	TOBACCO PROCESSED UNMANUFACTURED.....	--	--	--	--	--	--	--	--
26	CIGARETTES & TOBACCO MFG.....	--	--	399.7	--	--	--	--	--
27	TIRES & TUBES.....	102.1	--	--	--	--	--	0.5	--
28	OTHER RUBBER PRODUCTS.....	4.9	55.6	2.5	--	--	--	8.7	2.1
29	PLASTIC FABRICATED PRODUCTS.....	1.4	27.3	18.4	--	--	--	--	--
30	LEATHER & LEATHER PRODUCTS.....	--	391.0	--	--	--	--	--	--
31	YARNS & MAN MADE FIBRES.....	--	--	29.4	--	--	--	--	--
32	FABRICS.....	--	103.2	--	--	--	--	--	--
33	OTHER TEXTILE PRODUCTS.....	178.4	188.1	59.2	--	--	--	7.1	0.7
34	HOSIERY & KNITTED WEAR.....	--	508.2	--	--	--	--	--	--
35	CLOTHING & ACCESSORIES.....	--	1250.6	--	--	--	--	--	--
36	TUMBER & TIMBER.....	--	14.3	--	--	--	--	--	--
37	VENEER & PLYWOOD.....	--	12.3	--	--	--	--	--	--
38	OTHER WOOD FABRICATED MATERIALS.....	22.5	3.9	0.5	--	--	--	12.8	0.2
39	FURNITURE & FIXTURES.....	474.8	16.4	--	--	--	--	155.0	33.8
40	PULP.....	--	--	--	--	--	--	--	--
41	NEWSPRINT & OTHER PAPER STOCK.....	--	2.1	1.4	--	--	--	--	--
42	PAPER PRODUCTS.....	--	10.2	204.0	--	--	--	--	--
43	PRINTING & PUBLISHING.....	--	430.0	--	27.2	--	--	--	--
44	ADVERTISING, PRINT MEDIA.....	--	--	--	--	--	--	--	--
45	IRON & STEEL PRODUCTS.....	--	--	--	--	--	--	--	--
46	ALUMINUM PRODUCTS.....	--	--	--	--	--	--	--	--
47	COPPER & COPPER ALLOY PRODUCTS.....	--	--	--	--	--	--	--	--
48	NICKEL PRODUCTS.....	--	--	--	--	--	--	--	--
49	OTHER NON FERROUS METAL PRODUCTS.....	--	2.5	--	--	--	--	-61.0	--
50	BOILERS, TANKS & PLATES.....	--	--	--	--	--	--	61.7	2.0
51	FABRICATED STRUCTURAL METAL PROD.....	--	2.1	--	--	--	--	1.6	0.7
52	OTHER METAL FABRICATED PRODUCTS.....	26.1	114.0	9.8	--	--	--	87.7	15.7
53	AGRICULTURAL MACHINERY.....	--	7.0	--	--	--	--	361.2	2.8
54	OTHER INDUSTRIAL MACHINERY.....	23.4	20.9	--	--	--	--	1819.9	53.8
55	MOTOR VEHICLES.....	1830.8	--	--	--	68.9	--	761.4	66.1
56	MOTOR VEHICLE PARTS.....	181.6	--	--	--	--	--	40.4	2.1
57	OTHER TRANSPORT EQUIPMENT.....	158.9	--	--	--	--	--	363.8	51.1
58	APPLIANCES & RECEIVERS HOUSEHOLD.....	717.9	--	--	--	--	--	89.6	5.7
59	OTHER ELECTRICAL PRODUCTS.....	50.9	59.4	--	--	--	--	901.7	20.4
60	CEMENT & CONCRETE PRODUCTS.....	--	2.0	--	--	--	--	--	--
61	OTHER NON-METALLIC MINERAL PROD.....	--	57.7	--	--	--	--	15.1	0.2
62	GASOLINE & FUEL OIL.....	--	--	853.6	15.1	--	--	--	--
63	OTHER PETROLEUM & COAL PROD.....	--	0.4	43.7	0.5	--	--	--	--
64	INDUSTRIAL CHEMICALS.....	3.1	0.6	2.4	--	--	--	9.0	--
65	FERTILIZERS.....	--	--	2.3	--	--	--	--	--
66	PHARMACEUTICALS.....	--	--	238.5	--	--	--	--	--
67	OTHER CHEMICAL PRODUCTS.....	11.3	71.0	403.1	--	--	--	--	--
68	SCIENTIFIC EQUIPMENT.....	148.7	52.2	47.4	--	--	--	185.8	78.4
69	OTHER MANUFACTURED PRODUCTS.....	282.5	184.7	18.8	7.4	--	--	21.9	2.4
70	RESIDENTIAL CONSTRUCTION.....	--	--	--	--	4239.4	18.0	--	--
71	NON-RESIDENTIAL CONSTRUCTION.....	--	--	--	--	5761.7	3309.7	--	--
72	REPAIR CONSTRUCTION.....	--	--	--	31.6	--	--	--	--
73	PIPELINE TRANSPORTATION.....	--	--	59.2	1.3	--	--	--	--
74	TRANSPORTATION & STORAGE.....	--	--	--	1108.6	--	--	--	--
75	RADIO & TELEVISION BROADCASTING.....	--	--	--	66.7	--	--	--	--
76	TELEPHONE & TELEGRAPH.....	--	--	--	754.6	--	--	--	--
77	POSTAL SERVICES.....	--	--	--	144.1	--	--	--	--
78	ELECTRIC POWER.....	--	--	825.8	33.0	--	--	--	--
79	OTHER UTILITIES.....	--	--	143.1	214.5	--	--	--	--
80	WHOLESALE MARGINS.....	565.8	319.7	961.3	10.8	8.9	--	654.1	29.1
81	RETAIL MARGINS.....	1476.4	1824.3	2665.0	9.7	7.0	--	150.7	10.1
82	IMPUTED RENT OWNER OCCUP. DWEL.....	--	--	--	5560.3	--	--	--	--
83	OTHER FINANCES, REAL ESTATE.....	--	--	--	5835.2	543.0	--	--	--
84	BUSINESS SERVICES.....	--	--	--	284.2	--	--	--	--
85	EDUCATION SERVICES.....	--	--	--	218.4	--	--	--	--
86	HEALTH SERVICES.....	--	--	--	857.4	--	--	--	--
87	AMUSEMENT & RECREATION SERVICES.....	--	--	--	579.8	--	--	--	--
88	ACCOMMODATION & FOOD SERVICES.....	--	--	--	3245.1	--	--	--	--
89	OTHER PERSONAL & MISC. SERVICES.....	618.2	61.4	--	1097.1	--	--	--	--
90	TRANSPORTATION MARGINS.....	106.4	133.2	282.2	2.5	1.4	--	129.5	8.8
91	OPERATING, OFFICE, LAB. & FOOD.....	--	--	--	242.8	--	--	--	--
92	TRAVEL, ADVERTISING & PROMOTION.....	--	--	--	89.1	--	--	--	--
93	NON-COMPILING IMPORTS.....	--	--	117.5	--	--	--	--	--
94	UNALLOCATED IMPORTS & EXPORTS.....	--	--	--	95.8	--	--	--	--
95	INDIRECT TAXES.....	838.4	637.0	2923.3	268.8	7.7	--	505.3	31.0
96	SUBSIDIES.....	--	--	--	--	--	--	--	--
97	WAGES & SALARIES.....	--	--	--	1871.4	--	--	--	--
98	SUPPLEMENTARY LABOUR INCOME.....	--	--	--	91.8	--	--	--	--
99	NET INCOME, UNINC. BUSINESS.....	--	--	--	--	--	--	--	--
100	OTHER OPERATING SURPLUS.....	--	--	--	143.0	--	--	--	--
TOTAL.....		7831.5	6603.8	17237.9	22940.4	10769.5	3327.7	6283.3	417.3

NOTE: DETAIL MAY NOT ADD DUE TO ROUNDING.

TABLE 97. FINAL DEMAND MATRIX (AGGREGATION - M), 1971 (MILLIONS OF DOLLARS) - CONCLUDED

NO.	COMMODITY AGGREGATION - M	INVENTORIES	DOMESTIC EXPORTS	RE-EXPORTS	IMPORTS	GOVT GROSS CURRENT EXPEND.	GOVT. SALE OF GOOD & SERVICES	FINAL EXPEND. ON GDP
1	GRAINS.....	-100.4	819.7	--	-14.8	--	-0.1	704.5
2	LIVE ANIMALS.....	31.0	62.6	0.4	-39.0	--	-4.6	140.4
3	OTHER AGRICULTURAL PRODUCTS.....	57.3	263.9	2.7	-338.4	16.0	-4.9	629.1
4	FORESTRY PRODUCTS.....	-53.1	42.4	--	-33.7	--	--	-18.8
5	FISH LANDINGS.....	-0.1	31.1	0.1	-14.3	--	-0.1	30.9
6	HUNTING & TRAPPING PRODUCTS.....	0.2	11.4	1.5	-12.9	--	--	0.2
7	IRON ORES & CONCENTRATES.....	17.2	351.3	--	-17.7	--	--	350.8
8	OTHER METAL ORES & CONCENTRATES.....	15.0	592.3	0.3	-240.1	3.0	--	370.4
9	COAL.....	-17.9	80.7	0.5	-197.9	5.6	-23.2	-144.9
10	CRUDE MINERAL OILS.....	-6.4	765.2	--	-698.4	--	--	60.3
11	NATURAL GAS.....	0.8	138.7	--	-6.3	8.9	--	220.5
12	NON-METALLIC MINERALS.....	18.2	265.0	4.6	-107.7	25.1	-0.1	218.4
13	SERVICES INCIDENTAL TO MINING.....	--	--	--	--	--	--	131.4
14	MEAT PRODUCTS.....	28.2	163.1	2.5	-149.0	--	-1.6	1848.9
15	DAIRY PRODUCTS.....	11.2	79.4	0.3	-31.6	--	--	1056.4
16	FISH PRODUCTS.....	-0.1	248.0	2.1	-53.1	--	--	286.5
17	FRUITS & VEGETABLES PREPARATIONS.....	21.5	37.0	0.8	-159.6	--	--	470.4
18	FEEDS.....	4.5	60.1	0.1	-37.4	--	--	102.8
19	FLOUR, WHEAT MEAL & OTHER CEREALS.....	-1.4	52.4	--	-12.1	--	--	76.6
20	BREAKFAST CEREAL & BAKERY PROD.....	6.2	16.6	--	-16.0	--	--	617.2
21	SUGAR.....	-2.8	1.7	--	-0.1	--	--	76.9
22	MISC. FOOD PRODUCTS.....	9.6	61.9	9.8	-199.7	--	--	685.3
23	SOFT DRINKS.....	1.7	0.2	--	-0.9	--	--	327.2
24	ALCOHOLIC BEVERAGES.....	36.7	188.8	0.1	-141.9	--	--	813.9
25	TOBACCO PROCESSED UNMANUFACTURED.....	-9.6	51.4	0.1	-6.1	--	--	35.9
26	CIGARETTES & TOBACCO MFG.....	8.6	4.3	0.1	-9.4	--	--	403.4
27	TIRES & TUBES.....	-5.9	15.3	1.2	-84.1	--	--	29.2
28	OTHER RUBBER PRODUCTS.....	6.9	12.8	1.3	-125.3	--	--	-30.6
29	PLASTIC FABRICATED PRODUCTS.....	3.5	21.7	1.9	-117.1	--	--	-43.1
30	LEATHER & LEATHER PRODUCTS.....	23.0	18.0	1.2	-147.0	--	--	286.1
31	YARNS & MAN MADE FIBRES.....	3.0	29.2	1.6	-159.1	0.1	--	-95.8
32	FABRICS.....	20.5	30.4	4.5	-399.2	0.3	--	-240.3
33	OTHER TEXTILE PRODUCTS.....	39.3	22.9	1.6	-186.1	23.4	--	334.5
34	HOSIERY & KNITTED WEAR.....	22.7	9.2	0.5	-120.4	0.4	--	420.6
35	CLOTHING & ACCESSORIES.....	63.8	63.4	2.0	-153.5	15.6	-1.9	1239.9
36	LUMBER & TIMBER.....	-88.3	794.3	0.2	-48.5	--	-4.0	668.0
37	VENEER & PLYWOOD.....	-27.6	71.0	0.2	-50.4	--	--	5.6
38	OTHER WOOD FABRICATED MATERIALS.....	7.1	90.1	1.5	-40.4	--	--	98.1
39	FURNITURE & FIXTURES.....	39.5	37.4	0.4	-55.8	3.7	-0.2	705.2
40	PULP.....	-2.7	752.5	0.1	-15.4	--	--	734.6
41	NEWSPRINT & OTHER PAPER STOCK.....	-12.2	1123.1	0.5	-70.6	--	--	1044.1
42	PAPER PRODUCTS.....	15.9	43.8	1.4	-136.3	--	--	139.1
43	PRINTING & PUBLISHING.....	-1.3	32.8	6.4	-289.1	88.3	-12.7	281.7
44	ADVERTISING, PRINT MEDIA.....	--	--	--	--	--	-0.1	-0.1
45	IRON & STEEL PRODUCTS.....	16.0	275.4	12.0	-455.3	--	--	-151.9
46	ALUMINUM PRODUCTS.....	0.1	438.0	1.3	-90.9	--	--	348.5
47	COPPER & COPPER ALLOY PRODUCTS.....	22.6	406.6	1.8	-52.0	--	--	379.0
48	NICKEL PRODUCTS.....	16.1	572.7	38.7	-55.9	--	--	571.6
49	OTHER NON FERROUS METAL PRODUCTS.....	-5.8	292.0	11.5	-133.8	--	--	105.4
50	BOILERS, TANKS & PLATES.....	-5.4	24.3	0.2	-34.7	--	--	48.1
51	FABRICATED STRUCTURAL METAL PROD.....	-30.8	56.8	0.5	-92.3	--	--	-61.3
52	OTHER METAL FABRICATED PRODUCTS.....	-46.7	149.1	17.2	-600.7	27.2	--	-200.6
53	AGRICULTURAL MACHINERY.....	-13.9	168.1	11.7	-392.4	--	--	144.5
54	OTHER INDUSTRIAL MACHINERY.....	-294.2	489.6	81.0	-1946.4	28.7	-0.9	275.8
55	MOTOR VEHICLES.....	97.8	2663.1	7.7	-1714.5	19.4	--	3800.7
56	MOTOR VEHICLE PARTS.....	-75.4	1183.2	33.1	-2420.1	--	-0.2	-1055.2
57	OTHER TRANSPORT EQUIPMENT.....	19.8	532.6	37.6	-448.1	194.9	-1.4	909.0
58	APPLIANCES & RECEIVERS, HOUSEHOLD.....	81.6	66.6	4.2	-345.8	--	--	619.8
59	OTHER ELECTRICAL PRODUCTS.....	-51.8	387.1	24.6	-844.0	35.5	--	583.9
60	CEMENT & CONCRETE PRODUCTS.....	-14.3	40.0	--	-3.3	--	--	24.5
61	OTHER NON-METALLIC MINERAL PROD.....	-7.6	70.6	1.2	-244.2	--	--	-107.0
62	GASOLINE & FUEL OIL.....	24.5	42.4	5.9	-166.3	112.9	-1.9	886.3
63	OTHER PETROLEUM & COAL PROD.....	-4.3	58.7	0.2	-88.0	4.9	-8.2	7.9
64	INDUSTRIAL CHEMICALS.....	20.2	248.4	4.8	-484.9	18.7	-4.1	-181.7
65	FERTILIZERS.....	-13.8	155.5	--	-16.4	--	--	127.7
66	PHARMACEUTICALS.....	31.4	20.9	6.2	-94.9	86.1	-0.1	288.1
67	OTHER CHEMICAL PRODUCTS.....	29.0	86.7	2.8	-323.8	15.0	--	295.0
68	SCIENTIFIC EQUIPMENT.....	16.6	88.2	25.8	-609.9	77.2	-8.4	102.0
69	OTHER MANUFACTURED PRODUCTS.....	37.0	95.4	7.2	-372.8	2.4	-3.8	283.0
70	RESIDENTIAL CONSTRUCTION.....	--	--	--	--	--	--	4257.4
71	NON-RESIDENTIAL CONSTRUCTION.....	--	--	--	--	47.5	--	9118.9
72	REPAIR CONSTRUCTION.....	--	--	--	--	606.5	--	638.1
73	PIPELINE TRANSPORTATION.....	--	251.5	--	-40.0	7.1	--	279.0
74	TRANSPORTATION & STORAGE.....	--	452.8	--	-117.0	278.2	-76.5	1646.2
75	RADIO & TELEVISION BROADCASTING.....	--	9.3	--	-9.3	--	--	66.7
76	TELEPHONE & TELEGRAPH.....	--	14.3	--	-15.0	143.4	-0.6	896.6
77	POSTAL SERVICES.....	--	7.3	--	-4.1	41.7	--	189.0
78	ELECTRIC POWER.....	--	43.0	--	-8.0	182.9	-3.7	1073.0
79	OTHER UTILITIES.....	--	--	--	--	51.9	-222.0	187.4
80	WHOLESALE MARGINS.....	--	691.8	24.4	-91.1	77.7	--	3252.6
81	RETAIL MARGINS.....	--	--	--	--	15.6	--	6158.8
82	IMPUTED RENT OWNER OCCUP. DWEL.....	--	--	--	--	--	--	5560.3
83	OTHER FINANCIALS, REAL ESTATE.....	--	85.5	--	-329.1	306.5	-243.4	6197.7
84	BUSINESS SERVICES.....	--	170.9	--	-467.5	421.5	-41.0	368.0
85	EDUCATION SERVICES.....	--	--	--	--	230.9	-192.8	256.5
86	HEALTH SERVICES.....	--	--	--	--	1271.5	-305.3	1823.6
87	AMUSEMENT & RECREATION SERVICES.....	--	--	--	--	14.5	-63.0	531.3
88	ACCOMMODATION & FOOD SERVICES.....	--	--	--	--	--	-20.1	3225.0
89	OTHER PERSONAL & MISC. SERVICES.....	--	3.8	--	-19.2	313.9	-306.5	1768.7
90	TRANSPORTATION MARGINS.....	--	988.7	7.7	--	30.0	--	1690.4
91	OPERATING, OFFICE, LAB. & FOOD.....	--	--	--	--	1251.4	--	1494.2
92	TRAVEL, ADVERTISING & PROMOTION.....	--	--	--	--	347.4	--	436.5
93	NON-COMPETING IMPORTS.....	-7.0	--	0.9	-402.7	--	--	-291.2
94	UNALLOCATED IMPORTS & EXPORTS.....	--	1779.2	--	-2070.1	--	--	-195.1
95	INDIRECT TAXES.....	--	0.8	--	925.0	106.2	--	6243.6
96	SUBSIDIES.....	--	--	--	--	--	--	--
97	WAGES & SALARIES.....	--	--	--	--	11062.5	--	12933.9
98	SUPPLEMENTARY LABOUR INCOME.....	--	--	--	--	961.2	--	1053.0
99	NET INCOME, UNINC. BUSINESS.....	--	--	--	--	--	--	--
100	OTHER OPERATING SURPLUS.....	--	--	--	--	1350.6	--	1493.6
TOTAL.....		25.2	20667.9	423.2	-19415.8	19933.7	-1557.4	95488.2

NOTE: DETAIL MAY NOT ADD DUE TO ROUNDING.

TABLE 98. IMPACT (INVERSE) MATRIX (AGGREGATION - M), 1971

NO.	COMMODITY AGGREGATION - M	AGRICUL- TURE	FORE- STRY	FISHING, HUNTING & TRAPPING	METAL MINES	MINERAL FUELS	NON-METAL- MINES & QUARRIES	SERVICES INCIDENTAL TO MINING	FOOD & BEVERAGE INDUSTRIES
1	GRAINS.....	1.0731	0.0030	0.0020	0.0021	0.0159	0.0074	0.0010	0.1251
2	LIVE ANIMALS.....	1.0738	0.0030	0.0020	0.0021	0.0159	0.0074	0.0010	0.1240
3	OTHER AGRICULTURAL PRODUCTS.....	1.0622	0.0082	0.0021	0.0021	0.0158	0.0074	0.0010	0.1296
4	FORESTRY PRODUCTS.....	0.0413	1.0444	0.0003	0.0025	0.0101	0.0010	0.0008	0.0138
5	FISH LANDINGS.....	0.0016	0.0037	1.0085	0.0025	0.0187	0.0020	0.0010	0.0035
6	HUNTING & TRAPPING PRODUCTS.....	0.0016	0.0037	1.0085	0.0025	0.0187	0.0020	0.0010	0.0035
7	IRON ORES & CONCENTRATES.....	0.0041	0.0022	0.0002	0.9993	0.0074	0.0059	0.0549	0.0099
8	OTHER METAL ORES & CONCENTRATES.....	0.0041	0.0023	0.0002	0.9981	0.0077	0.0058	0.0521	0.0098
9	COAL.....	0.0021	0.0020	0.0001	0.0073	1.0043	0.0014	0.0442	0.0046
10	CRUDE MINERAL OILS.....	0.0021	0.0020	0.0001	0.0073	1.0016	0.0015	0.0441	0.0047
11	NATURAL GAS.....	0.0021	0.0020	0.0001	0.0073	1.0042	0.0014	0.0442	0.0046
12	NON-METALLIC MINERALS.....	0.0052	0.0041	0.0003	0.0102	0.0761	0.8942	0.0140	0.0135
13	SERVICES INCIDENTAL TO MINING.....	0.0036	0.0018	0.0002	0.1056	0.0066	0.0145	0.8952	0.0085
14	MEAT PRODUCTS.....	0.3097	0.0077	0.0171	0.0026	0.0092	0.0036	0.0026	1.0706
15	DAIRY PRODUCTS.....	0.3203	0.0082	0.0192	0.0027	0.0093	0.0037	0.0007	1.2035
16	FISH PRODUCTS.....	0.3191	0.0082	0.0192	0.0027	0.0093	0.0037	0.0007	1.2034
17	FRUITS & VEGETABLES PREPARATIONS.....	0.3187	0.0082	0.0191	0.0027	0.0093	0.0037	0.0007	1.2019
18	FEEDS.....	0.3114	0.0081	0.0187	0.0028	0.0095	0.0039	0.0007	1.1742
19	FLOUR, WHEAT, MEAL & OTHER CEREALS.....	0.3195	0.0082	0.0192	0.0027	0.0093	0.0037	0.0007	1.2047
20	BREAKFAST CEREAL & BAKERY PROD.....	0.3184	0.0082	0.0191	0.0027	0.0093	0.0037	0.0007	1.2007
21	SUGAR.....	0.3195	0.0082	0.0192	0.0027	0.0093	0.0037	0.0007	1.2047
22	MISC. FOOD PRODUCTS.....	0.3224	0.0081	0.0189	0.0027	0.0094	0.0038	0.0007	1.1835
23	SOFT DRINKS.....	0.3195	0.0082	0.0192	0.0027	0.0093	0.0037	0.0007	1.2047
24	ALCOHOLIC BEVERAGES.....	0.3195	0.0082	0.0192	0.0027	0.0093	0.0037	0.0007	1.2047
25	TOBACCO PROCESSED UNMANUFACTURED.....	0.2652	0.0164	0.0008	0.0018	0.0068	0.0024	0.0005	0.0443
26	CIGARETTES & TOBACCO MFG.....	0.2649	0.0164	0.0008	0.0018	0.0068	0.0024	0.0005	0.0443
27	TIRES & TUBES.....	0.0049	0.0069	0.0003	0.0036	0.0071	0.0037	0.0006	0.0132
28	OTHER RUBBER PRODUCTS.....	0.0056	0.0072	0.0003	0.0048	0.0070	0.0039	0.0007	0.0156
29	PLASTIC FABRICATED PRODUCTS.....	0.0052	0.0174	0.0003	0.0064	0.0074	0.0039	0.0008	0.0130
30	LEATHER & LEATHER PRODUCTS.....	0.0196	0.0062	0.0011	0.0032	0.0042	0.0015	0.0004	0.0642
31	YARNS & MAN MADE FIBRES.....	0.0048	0.0053	0.0003	0.0028	0.0059	0.0022	0.0005	0.0117
32	FABRICS.....	0.0043	0.0051	0.0003	0.0024	0.0048	0.0015	0.0004	0.0102
33	OTHER TEXTILE PRODUCTS.....	0.0048	0.0058	0.0003	0.0032	0.0054	0.0017	0.0005	0.0111
34	HOSIERY & KNITTED WEAR.....	0.0074	0.0038	0.0004	0.0015	0.0032	0.0009	0.0003	0.0084
35	CLOTHING & ACCESSORIES.....	0.0128	0.0034	0.0007	0.0017	0.0029	0.0008	0.0003	0.0097
36	LUMBER & TIMBER.....	0.0159	0.3335	0.0003	0.0031	0.0075	0.0011	0.0006	0.0114
37	VENEER & PLYWOOD.....	0.0159	0.3306	0.0002	0.0037	0.0073	0.0010	0.0007	0.0114
38	OTHER WOOD FABRICATED MATERIALS.....	0.0156	0.3203	0.0002	0.0036	0.0073	0.0011	0.0007	0.0114
39	FURNITURE & FIXTURES.....	0.0045	0.0349	0.0002	0.0135	0.0045	0.0013	0.0010	0.0091
40	PULP.....	0.0101	0.1607	0.0003	0.0037	0.0135	0.0044	0.0009	0.0121
41	NEWSPRINT & OTHER PAPER STOCK.....	0.0101	0.1609	0.0003	0.0037	0.0135	0.0044	0.0009	0.0121
42	PAPER PRODUCTS.....	0.0100	0.1400	0.0003	0.0055	0.0124	0.0041	0.0010	0.0146
43	PRINTING & PUBLISHING.....	0.0043	0.0318	0.0002	0.0020	0.0046	0.0012	0.0004	0.0086
44	ADVERTISING, PRINT MEDIA.....	0.0042	0.0298	0.0002	0.0018	0.0045	0.0012	0.0004	0.0084
45	IRON & STEEL PRODUCTS.....	0.0033	0.0025	0.0002	0.2353	0.0127	0.0055	0.0135	0.0082
46	ALUMINUM PRODUCTS.....	0.0033	0.0026	0.0002	0.2466	0.0131	0.0056	0.0142	0.0083
47	COPPER & COPPER ALLOY PRODUCTS.....	0.0033	0.0025	0.0002	0.2476	0.0132	0.0057	0.0142	0.0083
48	NICKEL PRODUCTS.....	0.0033	0.0025	0.0002	0.2485	0.0132	0.0057	0.0143	0.0083
49	OTHER NON FERROUS METAL PRODUCTS.....	0.0034	0.0029	0.0002	0.2191	0.0123	0.0054	0.0126	0.0086
50	BOILERS, TANKS & PLATES.....	0.0031	0.0032	0.0002	0.0514	0.0057	0.0021	0.0018	0.0078
51	FABRICATED STRUCTURAL METAL PROD.....	0.0031	0.0033	0.0002	0.0774	0.0067	0.0027	0.0046	0.0079
52	OTHER METAL FABRICATED PRODUCTS.....	0.0033	0.0040	0.0002	0.0582	0.0060	0.0024	0.0035	0.0085
53	AGRICULTURAL MACHINERY.....	0.0030	0.0030	0.0002	0.0283	0.0044	0.0022	0.0020	0.0077
54	OTHER INDUSTRIAL MACHINERY.....	0.0036	0.0054	0.0002	0.0361	0.0058	0.0028	0.0061	0.0095
55	MOTOR VEHICLES.....	0.0024	0.0032	0.0001	0.0177	0.0035	0.0013	0.0012	0.0060
56	MOTOR VEHICLE PARTS.....	0.0026	0.0034	0.0001	0.0195	0.0039	0.0016	0.0013	0.0066
57	OTHER TRANSPORT EQUIPMENT.....	0.0025	0.0033	0.0001	0.0179	0.0040	0.0013	0.0012	0.0062
58	APPLIANCES & RECEIVERS, HOUSEHOLD.....	0.0031	0.0038	0.0002	0.0316	0.0044	0.0018	0.0020	0.0080
59	OTHER ELECTRICAL PRODUCTS.....	0.0031	0.0039	0.0002	0.0306	0.0044	0.0017	0.0020	0.0078
60	CEMENT & CONCRETE PRODUCTS.....	0.0043	0.0059	0.0002	0.0098	0.0168	0.0010	0.0018	0.0104
61	OTHER NON-METALLIC MINERAL PROD.....	0.0043	0.0066	0.0002	0.0102	0.0159	0.0094	0.0018	0.0105
62	GASOLINE & FUEL OIL.....	0.0026	0.0021	0.0001	0.0040	0.3391	0.0017	0.0151	0.0066
63	OTHER PETROLEUM & COAL PROD.....	0.0033	0.0048	0.0002	0.0149	0.0370	0.0031	0.0174	0.0084
64	INDUSTRIAL CHEMICALS.....	0.0130	0.0080	0.0007	0.0114	0.0222	0.0154	0.0019	0.0390
65	FERTILIZERS.....	0.0067	0.0052	0.0003	0.0043	0.0154	0.0395	0.0082	0.0174
66	PHARMACEUTICALS.....	0.0173	0.0070	0.0010	0.0052	0.0221	0.0158	0.0015	0.0552
67	OTHER CHEMICAL PRODUCTS.....	0.0288	0.0077	0.0017	0.0065	0.0215	0.0150	0.0016	0.0989
68	SCIENTIFIC EQUIPMENT.....	0.0044	0.0111	0.0003	0.0279	0.0052	0.0026	0.0019	0.0106
69	OTHER MANUFACTURED PRODUCTS.....	0.0055	0.0120	0.0003	0.0255	0.0108	0.0029	0.0020	0.0138
70	RESIDENTIAL CONSTRUCTION.....	0.0039	0.0187	0.0002	0.0149	0.0067	0.0055	0.0051	0.0073
71	NON-RESIDENTIAL CONSTRUCTION.....	0.0039	0.0187	0.0002	0.0149	0.0067	0.0055	0.0051	0.0073
72	REPAIR CONSTRUCTION.....	0.0039	0.0187	0.0002	0.0149	0.0067	0.0055	0.0051	0.0073
73	PIPELINE TRANSPORTATION.....	0.0035	0.0021	0.0002	0.0021	0.0140	0.0008	0.0009	0.0072
74	TRANSPORTATION & STORAGE.....	0.0036	0.0028	0.0002	0.0021	0.0140	0.0008	0.0009	0.0074
75	RADIO & TELEVISION BROADCASTING.....	0.0016	0.0013	0.0001	0.0013	0.0018	0.0003	0.0003	0.0031
76	TELEPHONE & TELEGRAPH.....	0.0016	0.0013	0.0001	0.0013	0.0018	0.0003	0.0003	0.0031
77	POSTAL SERVICES.....	0.0016	0.0013	0.0001	0.0013	0.0018	0.0003	0.0003	0.0031
78	ELECTRIC POWER.....	0.0011	0.0018	0.0001	0.0055	0.0110	0.0005	0.0010	0.0024
79	OTHER UTILITIES.....	0.0012	0.0020	0.0001	0.0033	0.0109	0.0004	0.0009	0.0025
80	WHOLESALE MARGINS.....	0.0145	0.0060	0.0008	0.0048	0.0064	0.0015	0.0006	0.0473
81	RETAIL MARGINS.....	0.0303	0.0036	0.0002	0.0012	0.0057	0.0006	0.0004	0.0102
82	IMPUTED RENT OWNER OCPD. DWEL.....	0.0006	0.0029	--	0.0023	0.0011	0.0009	0.0008	0.0012
83	OTHER FINANCE, INS. REAL ESTATE.....	0.0030	0.0022	0.0001	0.0023	0.0008	0.0006	0.0008	0.0060
84	BUSINESS SERVICES.....	0.0033	0.0019	0.0002	0.0014	0.0024	0.0004	0.0003	0.0075
85	EDUCATION SERVICES.....	0.0022	0.0012	0.0001	0.0013	0.0026	0.0005	0.0002	0.0049
86	HEALTH SERVICES.....	0.0022	0.0012	0.0001	0.0013	0.0026	0.0005	0.0002	0.0049
87	AMUSEMENT & RECREATION SERVICES.....	0.0058	0.0029	0.0003	0.0023	0.0037	0.0007	0.0004	0.0122
88	ACCOMMODATION & FOOD SERVICES.....	0.0670	0.0106	0.0053	0.0040	0.0058	0.0014	0.0006	0.1838
89	OTHER PERSONAL & MISC. SERVICES.....	0.0126	0.0064	0.0008	0.0046	0.0054	0.0021	0.0015	0.0105
90	TRANSPORTATION MARGINS.....	0.0035	0.0027	0.0002	0.0020	0.0136	0.0008	0.0009	0.0072
91	OPERATING, OFFICE, LAB. & FOOD.....	0.0244	0.0106	0.0013	0.0086	0.0054	0.0027	0.0011	0.0555
92	TRAVEL, ADVERTISING & PROMOTION.....	0.0201	0.0096	0.0014	0.0024	0.0097	0.0009	0.0007	0.0563

TABLE 98. IMPACT (INVERSE) MATRIX (AGGREGATION - M). 1971 - CONTINUED

COMMODITY AGGREGATION - M	TOBACCO PRODUCTS INDUSTRIES	RUBBER & PLASTIC PROD. IND.	LEATHER INDUSTRIES	TEXTILE INDUSTRIES	KNITTING MILLS	CLOTHING INDUSTRIES	WOOD	FURNITURE, FIXTURE INDUSTRIES
NO								
1 GRAINS.....	..	0.0069	0.0003	0.0054	0.0003	0.0004	0.0035	0.0004
2 LIVE ANIMALS.....	..	0.0069	0.0003	0.0054	0.0003	0.0004	0.0034	0.0004
3 OTHER AGRICULTURAL PRODUCTS.....	..	0.0069	0.0003	0.0054	0.0003	0.0004	0.0035	0.0004
4 FORESTRY PRODUCTS.....	..	0.0072	0.0004	0.0051	0.0003	0.0005	0.0020	0.0006
5 FISH LANDINGS.....	..	0.0040	0.0003	0.0268	0.0007	0.0008	0.0102	0.0009
6 HUNTING & TRAPPING PRODUCTS.....	..	0.0040	0.0003	0.0268	0.0007	0.0008	0.0102	0.0009
7 IRON ORES & CONCENTRATES.....	..	0.0060	0.0003	0.0028	0.0002	0.0004	0.0026	0.0004
8 OTHER METAL ORES & CONCENTRATES.....	..	0.0061	0.0004	0.0030	0.0002	0.0004	0.0028	0.0004
9 COAL.....	..	0.0029	0.0002	0.0014	0.0001	0.0002	0.0040	0.0003
10 CRUDE MINERAL OILS.....	..	0.0029	0.0002	0.0014	0.0001	0.0002	0.0040	0.0003
11 NATURAL GAS.....	..	0.0029	0.0002	0.0014	0.0001	0.0002	0.0040	0.0003
12 NON-METALLIC MINERALS.....	..	0.0062	0.0004	0.0103	0.0004	0.0006	0.0046	0.0005
13 SERVICES INCIDENTAL TO MINING.....	..	0.0049	0.0003	0.0021	0.0002	0.0004	0.0016	0.0003
14 MEAT PRODUCTS.....	0.0009	0.0026	0.0003	0.0061	0.0004	0.0005	0.0051	0.0005
15 DAIRY PRODUCTS.....	0.0001	0.0100	0.0003	0.0061	0.0004	0.0004	0.0054	0.0006
16 FISH PRODUCTS.....	0.0001	0.0100	0.0003	0.0061	0.0004	0.0004	0.0054	0.0006
17 FRUITS & VEGETABLES PREPARATIONS.....	0.0001	0.0100	0.0003	0.0060	0.0004	0.0004	0.0054	0.0006
18 FEEDS.....	0.0001	0.0100	0.0003	0.0060	0.0004	0.0004	0.0054	0.0006
19 FLOUR, WHEAT MEAL & OTHER CEREALS.....	0.0001	0.0100	0.0003	0.0061	0.0004	0.0004	0.0054	0.0006
20 BREAKFAST CEREAL & BAKERY PROD.....	0.0001	0.0100	0.0003	0.0060	0.0004	0.0004	0.0054	0.0006
21 SUGAR.....	0.0001	0.0100	0.0003	0.0061	0.0004	0.0004	0.0054	0.0006
22 MISC. FOOD PRODUCTS.....	0.0001	0.0100	0.0003	0.0060	0.0004	0.0004	0.0054	0.0006
23 SOFT DRINKS.....	0.0001	0.0100	0.0003	0.0061	0.0004	0.0004	0.0054	0.0006
24 ALCOHOLIC BEVERAGES.....	0.0001	0.0100	0.0003	0.0061	0.0004	0.0004	0.0054	0.0006
25 TOBACCO PROCESSED UNMANUFACTURED.....	1.2457	0.0064	0.0003	0.0098	0.0004	0.0004	0.0085	0.0006
26 CIGARETTES & TOBACCO MFG.....	1.2443	0.0064	0.0003	0.0098	0.0004	0.0004	0.0085	0.0006
27 TIRES & TUBES.....	..	1.0151	0.0022	0.0454	0.0104	0.0020	0.0051	0.0006
28 OTHER RUBBER PRODUCTS.....	..	0.8832	0.0560	0.0742	0.0101	0.0037	0.0059	0.0011
29 PLASTIC FABRICATED PRODUCTS.....	..	0.8537	0.0034	0.0468	0.0091	0.0019	0.0174	0.0064
30 LEATHER & LEATHER PRODUCTS.....	0.0001	0.0812	1.0827	0.0289	0.0060	0.0073	0.0071	0.0009
31 YARNS & MAN MADE FIBRES.....	0.0001	0.0166	0.0018	1.1856	0.0230	0.0222	0.0040	0.0011
32 FABRICS.....	..	0.0207	0.0020	0.9999	0.2748	0.0302	0.0038	0.0019
33 OTHER TEXTILE PRODUCTS.....	0.0001	0.0241	0.0023	1.1644	0.0270	0.0263	0.0048	0.0094
34 HOSIERY & KNITTED WEAR.....	..	0.0096	0.0081	0.3063	0.6380	0.4523	0.0025	0.0008
35 CLOTHING & ACCESSORIES.....	0.0001	0.0227	0.0243	0.2608	0.0764	0.9844	0.0026	0.0012
36 LUMBER & TIMBER.....	..	0.0078	0.0004	0.0047	0.0005	0.0005	1.0051	0.0017
37 VENEER & PLYWOOD.....	..	0.0076	0.0004	0.0044	0.0005	0.0005	1.0074	0.0017
38 OTHER WOOD FABRICATED MATERIALS.....	..	0.0084	0.0004	0.0072	0.0009	0.0006	1.0685	0.0070
39 FURNITURE & FIXTURES.....	0.0001	0.0315	0.0017	0.0603	0.0117	0.0021	0.0939	0.0341
40 PULP.....	..	0.0108	0.0004	0.0107	0.0005	0.0006	0.0518	0.0020
41 NEWSPRINT & OTHER PAPER STOCK.....	..	0.0108	0.0004	0.0108	0.0005	0.0006	0.0548	0.0020
42 PAPER PRODUCTS.....	..	0.0307	0.0015	0.0310	0.0013	0.0010	0.0468	0.0025
43 PRINTING & PUBLISHING.....	..	0.0053	0.0002	0.0059	0.0009	0.0003	0.0116	0.0006
44 ADVERTISING, PRINT MEDIA.....	..	0.0044	0.0002	0.0057	0.0009	0.0003	0.0110	0.0005
45 IRON & STEEL PRODUCTS.....	..	0.0055	0.0003	0.0027	0.0002	0.0004	0.0036	0.0005
46 ALUMINUM PRODUCTS.....	..	0.0056	0.0003	0.0026	0.0002	0.0004	0.0040	0.0005
47 COPPER & COPPER ALLOY PRODUCTS.....	..	0.0051	0.0003	0.0025	0.0002	0.0004	0.0035	0.0004
48 NICKEL PRODUCTS.....	..	0.0050	0.0003	0.0025	0.0002	0.0004	0.0035	0.0004
49 OTHER NON FERROUS METAL PRODUCTS.....	..	0.0064	0.0004	0.0040	0.0004	0.0004	0.0042	0.0006
50 BOILERS, TANKS & PLATES.....	..	0.0084	0.0003	0.0031	0.0003	0.0003	0.0045	0.0010
51 FABRICATED STRUCTURAL METAL PROD.....	..	0.0090	0.0003	0.0033	0.0003	0.0003	0.0051	0.0020
52 OTHER METAL FABRICATED PRODUCTS.....	..	0.0106	0.0004	0.0044	0.0004	0.0004	0.0069	0.0030
53 AGRICULTURAL MACHINERY.....	..	0.0122	0.0006	0.0076	0.0004	0.0004	0.0048	0.0012
54 OTHER INDUSTRIAL MACHINERY.....	0.0002	0.0144	0.0006	0.0058	0.0005	0.0004	0.0071	0.0024
55 MOTOR VEHICLES.....	..	0.0229	0.0007	0.0153	0.0013	0.0006	0.0064	0.0019
56 MOTOR VEHICLE PARTS.....	..	0.0727	0.0008	0.0380	0.0021	0.0010	0.0064	0.0018
57 OTHER TRANSPORT EQUIPMENT.....	..	0.0331	0.0007	0.0160	0.0013	0.0006	0.0065	0.0030
58 APPLIANCES & RECEIVERS, HOUSEHOLD.....	..	0.0211	0.0008	0.0055	0.0008	0.0004	0.0053	0.0071
59 OTHER ELECTRICAL PRODUCTS.....	..	0.0164	0.0007	0.0053	0.0007	0.0004	0.0055	0.0136
60 CEMENT & CONCRETE PRODUCTS.....	..	0.0079	0.0004	0.0052	0.0005	0.0005	0.0051	0.0006
61 OTHER NON-METALLIC MINERAL PROD.....	..	0.0115	0.0005	0.0145	0.0007	0.0006	0.0055	0.0015
62 GASOLINE & FUEL OIL.....	..	0.0037	0.0002	0.0017	0.0001	0.0002	0.0036	0.0003
63 OTHER PETROLEUM & COAL PROD.....	..	0.0047	0.0002	0.0023	0.0002	0.0002	0.0060	0.0004
64 INDUSTRIAL CHEMICALS.....	..	0.0270	0.0005	0.0112	0.0008	0.0006	0.0057	0.0006
65 FERTILIZERS.....	..	0.0091	0.0004	0.0096	0.0005	0.0006	0.0049	0.0006
66 PHARMACEUTICALS.....	..	0.0138	0.0004	0.0067	0.0006	0.0005	0.0053	0.0006
67 OTHER CHEMICAL PRODUCTS.....	..	0.0193	0.0007	0.0134	0.0008	0.0006	0.0076	0.0006
68 SCIENTIFIC EQUIPMENT.....	..	0.0268	0.0034	0.0283	0.0040	0.0012	0.0212	0.0013
69 OTHER MANUFACTURED PRODUCTS.....	0.0011	0.0590	0.0090	0.0385	0.0043	0.0033	0.0219	0.0136
70 RESIDENTIAL CONSTRUCTION.....	..	0.0117	0.0004	0.0064	0.0005	0.0004	0.0541	0.0027
71 NON-RESIDENTIAL CONSTRUCTION.....	..	0.0117	0.0004	0.0064	0.0005	0.0004	0.0541	0.0027
72 REPAIR CONSTRUCTION.....	..	0.0117	0.0004	0.0064	0.0005	0.0004	0.0541	0.0027
73 PIPELINE TRANSPORTATION.....	..	0.0116	0.0003	0.0031	0.0003	0.0003	0.0031	0.0004
74 TRANSPORTATION & STORAGE.....	..	0.0118	0.0003	0.0032	0.0003	0.0003	0.0040	0.0004
75 RADIO & TELEVISION BROADCASTING.....	..	0.0022	0.0001	0.0014	0.0001	0.0001	0.0020	0.0004
76 TELEPHONE & TELEGRAPH.....	..	0.0022	0.0001	0.0014	0.0001	0.0001	0.0020	0.0004
77 POSTAL SERVICES.....	..	0.0022	0.0001	0.0014	0.0001	0.0001	0.0020	0.0004
78 ELECTRIC POWER.....	..	0.0017	0.0001	0.0008	0.0001	0.0001	0.0034	0.0002
79 OTHER UTILITIES.....	..	0.0017	0.0001	0.0010	0.0001	0.0001	0.0035	0.0002
80 WHOLESALE MARGINS.....	0.0006	0.0128	0.0017	0.0109	0.0010	0.0024	0.0071	0.0021
81 RETAIL MARGINS.....	..	0.0047	0.0002	0.0024	0.0003	0.0013	0.0026	0.0003
82 IMPUTED RENT OWNER OCPD DWEL.....	..	0.0018	0.0001	0.0010	0.0001	0.0001	0.0003	0.0004
83 OTHER FINANCIAL, INS, REAL ESTATE.....	..	0.0025	0.0002	0.0018	0.0002	0.0004	0.0038	0.0004
84 BUSINESS SERVICES.....	..	0.0042	0.0002	0.0019	0.0002	0.0003	0.0015	0.0003
85 EDUCATION SERVICES.....	..	0.0030	0.0002	0.0067	0.0003	0.0003	0.0011	0.0003
86 HEALTH SERVICES.....	..	0.0030	0.0002	0.0067	0.0003	0.0003	0.0011	0.0003
87 AMUSEMENT & RECREATION SERVICES.....	..	0.0064	0.0010	0.0037	0.0004	0.0005	0.0033	0.0006
88 ACCOMMODATION & FOOD SERVICES.....	0.0001	0.0056	0.0003	0.0117	0.0006	0.0012	0.0030	0.0009
89 OTHER PERSONAL & MISC. SERVICES.....	..	0.0061	0.0009	0.0059	0.0009	0.0007	0.0093	0.0034
90 TRANSPORTATION MARGINS.....	..	0.0115	0.0003	0.0031	0.0003	0.0003	0.0039	0.0004
91 OPERATING, OFFICE, LAB & FOOD.....	0.0001	0.0376	0.0022	0.0136	0.0011	0.0028	0.0072	0.0018
92 TRAVEL, ADVERTISING & PROMOTION.....	0.0001	0.0067	0.0004	0.0053	0.0005	0.0005	0.0045	0.0007

TABLE 98. IMPACT (INVERSE) MATRIX (AGGREGATION - M), 1971 - CONTINUED

NO.	COMMODITY AGGREGATION - M	PAPER & ALLIED INDUSTRIES	PRINTING & PUBLISHING	PRIMARY METAL INDUSTRIES	METAL FABRICATING INDUSTRIES	MACHINERY INDUSTRIES	TRANS. EQUIPMENT INDUSTRIES	ELECTRICAL PRODUCTS INDUSTRIES	NON-METAL MINERAL PROD. IND.
1	GRAINS	0.0129	0.0089	0.0085	0.0150	0.0066	0.0063	0.0058	0.0042
2	LIVE ANIMALS	0.0128	0.0089	0.0085	0.0150	0.0066	0.0063	0.0058	0.0042
3	OTHER AGRICULTURAL PRODUCTS	0.0130	0.0090	0.0086	0.0151	0.0066	0.0063	0.0058	0.0042
4	FORESTRY PRODUCTS	0.0114	0.0117	0.0102	0.0196	0.0097	0.0100	0.0080	0.0034
5	FISH LANDINGS	0.0046	0.0036	0.0103	0.0113	0.0080	0.0410	0.0207	0.0029
6	HUNTING & TRAPPING PRODUCTS	0.0046	0.0036	0.0103	0.0113	0.0080	0.0410	0.0207	0.0029
7	IRON ORES & CONCENTRATES	0.0107	0.0103	0.0443	0.0160	0.0108	0.0080	0.0074	0.0056
8	OTHER METAL ORES & CONCENTRATES	0.0109	0.0103	0.1107	0.0167	0.0107	0.0080	0.0074	0.0060
9	COAL	0.0057	0.0076	0.0099	0.0108	0.0061	0.0033	0.0049	0.0043
10	CRUDE MINERAL OILS	0.0057	0.0076	0.0100	0.0108	0.0061	0.0033	0.0049	0.0043
11	NATURAL GAS	0.0057	0.0076	0.0099	0.0108	0.0061	0.0033	0.0049	0.0043
12	NON-METALLIC MINERALS	0.0203	0.0114	0.0145	0.0129	0.0106	0.0061	0.0069	0.0039
13	SERVICES INCIDENTAL TO MINING	0.0094	0.0132	0.0239	0.0113	0.0098	0.0057	0.0091	0.0022
14	MEAT PRODUCTS	0.0433	0.0194	0.0105	0.0234	0.0053	0.0072	0.0058	0.0119
15	DAIRY PRODUCTS	0.0461	0.0200	0.0111	0.0251	0.0055	0.0076	0.0061	0.0130
16	FISH PRODUCTS	0.0461	0.0201	0.0111	0.0251	0.0055	0.0076	0.0061	0.0130
17	FRUITS & VEGETABLES PREPARATIONS	0.0460	0.0201	0.0111	0.0251	0.0055	0.0076	0.0061	0.0130
18	FEEDS	0.0457	0.0201	0.0112	0.0249	0.0055	0.0076	0.0060	0.0129
19	FLOUR, WHEAT MEAL & OTHER CEREALS	0.0461	0.0201	0.0111	0.0252	0.0055	0.0076	0.0061	0.0130
20	BREAKFAST CEREAL & BAKERY PROD.	0.0460	0.0201	0.0111	0.0251	0.0055	0.0076	0.0060	0.0130
21	SUGAR	0.0461	0.0201	0.0111	0.0252	0.0055	0.0076	0.0061	0.0130
22	MISC. FOOD PRODUCTS	0.0457	0.0200	0.0111	0.0250	0.0055	0.0076	0.0060	0.0129
23	SOFT DRINKS	0.0461	0.0201	0.0111	0.0252	0.0055	0.0076	0.0061	0.0130
24	ALCOHOLIC BEVERAGES	0.0461	0.0201	0.0111	0.0252	0.0055	0.0076	0.0061	0.0130
25	TOBACCO PROCESSED UNMANUFACTURED	0.0992	0.0273	0.0069	0.0127	0.0040	0.0045	0.0041	0.0028
26	CIGARETTES & TOBACCO MFG.	0.0991	0.0273	0.0069	0.0127	0.0040	0.0045	0.0041	0.0028
27	TIRES & TUBES	0.0413	0.0179	0.0154	0.0175	0.0044	0.0058	0.0048	0.0066
28	OTHER RUBBER PRODUCTS	0.0423	0.0177	0.0187	0.0253	0.0046	0.0131	0.0076	0.0182
29	PLASTIC FABRICATED PRODUCTS	0.0967	0.0175	0.0263	0.0338	0.0059	0.0165	0.0279	0.0149
30	LEATHER & LEATHER PRODUCTS	0.0306	0.0166	0.0125	0.0222	0.0133	0.0069	0.0062	0.0043
31	YARNS & MAN MADE FIBRES	0.0313	0.0142	0.0107	0.0146	0.0043	0.0057	0.0049	0.0040
32	FABRICS	0.0307	0.0142	0.0092	0.0127	0.0040	0.0052	0.0045	0.0033
33	OTHER TEXTILE PRODUCTS	0.0337	0.0140	0.0127	0.0172	0.0043	0.0057	0.0058	0.0045
34	HOSIERY & KNITTED WEAR	0.0231	0.0126	0.0056	0.0078	0.0030	0.0043	0.0034	0.0021
35	CLOTHING & ACCESSORIES	0.0197	0.0123	0.0061	0.0083	0.0031	0.0050	0.0036	0.0022
36	LUMBER & TIMBER	0.0466	0.0118	0.0129	0.0226	0.0078	0.0087	0.0074	0.0075
37	VENIER & PLYWOOD	0.0166	0.0118	0.0155	0.0351	0.0079	0.0086	0.0074	0.0076
38	OTHER WOOD FABRICATED MATERIALS	0.0213	0.0119	0.0151	0.0279	0.0080	0.0090	0.0074	0.0088
39	FURNITURE & FIXTURES	0.0336	0.0137	0.0099	0.0087	0.0124	0.0122	0.0159	0.0091
40	PULP	1.1642	0.0145	0.0156	0.0166	0.0063	0.0073	0.0063	0.0067
41	NEWSPRINT & OTHER PAPER STOCK	1.1581	0.0145	0.0150	0.0166	0.0063	0.0073	0.0063	0.0078
42	PAPER PRODUCTS	1.0101	0.0506	0.0202	0.0291	0.0062	0.0071	0.0065	0.0074
43	PRINTING & PUBLISHING	0.2260	1.0519	0.0080	0.0082	0.0050	0.0048	0.0040	0.0026
44	ADVERTISING, PRINT MEDIA	0.2117	1.0763	0.0071	0.0069	0.0035	0.0042	0.0039	0.0025
45	IRON & STEEL PRODUCTS	0.0106	0.0090	1.0996	0.0934	0.0145	0.0200	0.0085	0.0115
46	ALUMINUM PRODUCTS	0.0105	0.0090	1.1516	0.0381	0.0085	0.0092	0.0183	0.0112
47	COPPER & COPPER ALLOY PRODUCTS	0.0105	0.0089	1.1562	0.0436	0.0085	0.0095	0.0099	0.0112
48	NICKEL PRODUCTS	0.0105	0.0089	1.1607	0.0404	0.0085	0.0085	0.0078	0.0112
49	OTHER NON-FERROUS METAL PRODUCTS	0.0124	0.0098	0.0173	0.0751	0.0227	0.0227	0.0512	0.0114
50	BOILERS, TANKS & PLATES	0.0131	0.0108	0.2388	1.0741	0.0340	0.0170	0.0187	0.0107
51	FABRICATED STRUCTURAL METAL PROD.	0.0129	0.0106	0.3601	0.9156	0.0262	0.0223	0.0221	0.0150
52	OTHER METAL FABRICATED PRODUCTS	0.0140	0.0110	0.2707	0.9501	0.0387	0.0359	0.0501	0.0137
53	AGRICULTURAL MACHINERY	0.0111	0.0135	0.1305	0.1232	0.9481	0.0556	0.0581	0.0056
54	OTHER INDUSTRIAL MACHINERY	0.0243	0.0135	0.1574	0.2157	0.7777	0.0509	0.0753	0.0076
55	MOTOR VEHICLES	0.0089	0.0089	0.0817	0.0468	0.0156	1.0918	0.0193	0.0124
56	MOTOR VEHICLE PARTS	0.0112	0.0095	0.0895	0.0737	0.0117	0.9760	0.0187	0.0153
57	OTHER TRANSPORT EQUIPMENT	0.0095	0.0092	0.0820	0.0613	0.0093	0.9859	0.0190	0.0124
58	APPLIANCES & RECEIVERS, HOUSEHOLD	0.0168	0.0140	0.1445	0.0861	0.0265	1.0026	0.0104	0.0104
59	OTHER ELECTRICAL PRODUCTS	0.0165	0.0140	0.1407	0.0631	0.0640	0.0318	0.9557	0.0083
60	CEMENT & CONCRETE PRODUCTS	0.0325	0.0132	0.0168	0.0199	0.0070	0.0068	0.0082	1.1228
61	OTHER NON-METALLIC MINERAL PROD.	0.0371	0.0133	0.0192	0.0288	0.0071	0.0091	0.0119	1.0888
62	GASOLINE & FUEL OIL	0.0072	0.0088	0.0095	0.0127	0.0043	0.0040	0.0044	0.0039
63	OTHER PETROLEUM & COAL PROD.	0.0231	0.0102	0.0591	0.0140	0.0048	0.0045	0.0040	0.0063
64	INDUSTRIAL CHEMICALS	0.0482	0.0256	0.0499	0.0225	0.0058	0.0070	0.0065	0.0137
65	FERTILIZERS	0.0282	0.0170	0.0142	0.0162	0.0087	0.0065	0.0068	0.0062
66	PHARMACEUTICALS	0.0406	0.0263	0.0212	0.0223	0.0057	0.0070	0.0064	0.0107
67	OTHER CHEMICAL PRODUCTS	0.0413	0.0256	0.0267	0.0233	0.0058	0.0109	0.0108	0.0171
68	SCIENTIFIC EQUIPMENT	0.0364	0.0269	0.0743	0.0470	0.0181	0.0196	0.0054	0.0195
69	OTHER MANUFACTURED PRODUCTS	0.0418	0.0229	0.0704	0.0936	0.0065	0.0089	0.0178	0.0190
70	RESIDENTIAL CONSTRUCTION	0.0160	0.0080	0.0648	0.0898	0.0121	0.0100	0.0346	0.0597
71	NON-RESIDENTIAL CONSTRUCTION	0.0160	0.0080	0.0648	0.0898	0.0121	0.0100	0.0346	0.0597
72	REPAIR CONSTRUCTION	0.0160	0.0080	0.0648	0.0898	0.0121	0.0100	0.0346	0.0597
73	PIPELINE TRANSPORTATION	0.0076	0.0093	0.0083	0.0104	0.0050	0.0182	0.0066	0.0036
74	TRANSPORTATION & STORAGE	0.0077	0.0095	0.0084	0.0105	0.0051	0.0185	0.0067	0.0036
75	RADIO & TELEVISION BROADCASTING	0.0053	0.0129	0.0055	0.0058	0.0031	0.0027	0.0177	0.0021
76	TELEPHONE & TELEGRAPH	0.0053	0.0129	0.0055	0.0058	0.0031	0.0027	0.0177	0.0021
77	POSTAL SERVICES	0.0053	0.0129	0.0055	0.0058	0.0031	0.0027	0.0177	0.0021
78	ELECTRIC POWER	0.0055	0.0040	0.0122	0.0065	0.0020	0.0021	0.0030	0.0034
79	OTHER UTILITIES	0.0073	0.0041	0.0048	0.0064	0.0020	0.0020	0.0030	0.0033
80	WHOLESALE MARGINS	0.0239	0.0227	0.0190	0.0256	0.0063	0.0253	0.0081	0.0081
81	RETAIL MARGINS	0.0214	0.0146	0.0043	0.0073	0.0035	0.0031	0.0036	0.0018
82	IMPLIED RENT OWNER OCPD, DWEL.	0.0025	0.0014	0.0100	0.0139	0.0019	0.0016	0.0051	0.0092
83	OTHER FINANCE, INS. REAL ESTATE	0.0071	0.0136	0.0056	0.0084	0.0033	0.0025	0.0041	0.0037
84	BUSINESS SERVICES	0.0103	0.0170	0.0057	0.0081	0.0160	0.0070	0.0057	0.0014
85	EDUCATION SERVICES	0.0060	0.0088	0.0036	0.0054	0.0033	0.0028	0.0038	0.0013
86	HEALTH SERVICES	0.0060	0.0088	0.0036	0.0054	0.0033	0.0028	0.0038	0.0013
87	AMUSEMENT & RECREATION SERVICES	0.0136	0.0254	0.0082	0.0139	0.0072	0.0056	0.0075	0.0028
88	ACCOMMODATION & FOOD SERVICES	0.0247	0.0131	0.0058	0.0101	0.0043	0.0053	0.0050	0.0052
89	OTHER PERSONAL & MISC. SERVICES	0.0162	0.0141	0.0134	0.0217	0.0136	0.0173	0.0158	0.0043
90	TRANSPORTATION MARGINS	0.0075	0.0092	0.0082	0.0102	0.0049	0.0180	0.0065	0.0035
91	OPERATING, OFFICE, LAB & FOOD	0.0642	0.0593	0.0362	0.0482	0.0670	0.0308	0.0396	0.0091
92	TRAVEL, ADVERTISING & PROMOTION	0.0541	0.2258	0.0070	0.0091	0.0049	0.0095	0.0068	0.0031

TABLE 98. IMPACT (INVERSE) MATRIX (AGGREGATION - M). 1971 - CONTINUED

NO.	COMMODITY AGGREGATION - M	PETROLEUM & COAL PROD. IND.	CHEMICAL & CHEMICAL PROD. IND.	MISC. MANUFAC- TURING	CONSTR. INDUSTRY	TRANS. & STORAGE	COMMUNI- CATION	ELEC. POWER GAS, OTHER UTILITIES	WHOLESALE TRADE
1	GRAINS	0.0415	0.0345	0.0034	0.0272	0.0434	0.0095	0.0146	0.0437
2	LIVE ANIMALS	0.0416	0.0346	0.0034	0.0273	0.0433	0.0095	0.0146	0.0437
3	OTHER AGRICULTURAL PRODUCTS	0.0413	0.0344	0.0034	0.0272	0.0440	0.0096	0.0145	0.0436
4	FORESTRY PRODUCTS	0.0268	0.0136	0.0043	0.0260	0.1516	0.0120	0.0075	0.0377
5	FISH LANDINGS	0.0514	0.0094	0.0085	0.0076	0.0348	0.0070	0.0043	0.0306
6	HUNTING & TRAPPING PRODUCTS	0.0514	0.0094	0.0085	0.0076	0.0348	0.0070	0.0043	0.0306
7	IRON ORES & CONCENTRATES	0.0149	0.0271	0.0038	0.0252	0.0358	0.0083	0.0317	0.0321
8	OTHER METAL ORES & CONCENTRATES	0.0150	0.0269	0.0117	0.0246	0.0368	0.0085	0.0316	0.0331
9	COAL	0.0068	0.0080	0.0019	0.0623	0.0175	0.0121	0.0179	0.0156
10	CRUDE MINERAL OILS	0.0069	0.0111	0.0019	0.0622	0.0177	0.0122	0.0180	0.0156
11	NATURAL GAS	0.0070	0.0080	0.0019	0.0623	0.0176	0.0121	0.0179	0.0156
12	NON-METALLIC MINERALS	0.0219	0.0304	0.0044	0.0215	0.0348	0.0095	0.0295	0.0338
13	SERVICES INCIDENTAL TO MINING	0.0154	0.0118	0.0032	0.0085	0.0493	0.0127	0.0118	0.0254
14	MEAT PRODUCTS	0.0212	0.0335	0.0053	0.0158	0.0687	0.0165	0.0146	0.0442
15	DAIRY PRODUCTS	0.0217	0.0284	0.0056	0.0158	0.0730	0.0155	0.0140	0.0470
16	FISH PRODUCTS	0.0217	0.0291	0.0056	0.0158	0.0730	0.0155	0.0141	0.0475
17	FRUITS & VEGETABLES PREPARATIONS	0.0217	0.0291	0.0056	0.0157	0.0730	0.0155	0.0140	0.0487
18	FEEDS	0.0218	0.0446	0.0056	0.0157	0.0727	0.0158	0.0143	0.0577
19	FLOUR, WHEAT, MEAL & OTHER CEREALS	0.0217	0.0284	0.0056	0.0158	0.0730	0.0155	0.0140	0.0470
20	BREAKFAST CEREAL & BAKERY PROD.	0.0216	0.0283	0.0055	0.0157	0.0729	0.0156	0.0140	0.0502
21	SUGAR	0.0217	0.0284	0.0056	0.0158	0.0730	0.0155	0.0140	0.0470
22	MISC. FOOD PRODUCTS	0.0219	0.0160	0.0056	0.0158	0.0726	0.0156	0.0142	0.0468
23	SOFT DRINKS	0.0217	0.0284	0.0056	0.0158	0.0730	0.0155	0.0140	0.0470
24	ALCOHOLIC BEVERAGES	0.0217	0.0284	0.0056	0.0158	0.0730	0.0155	0.0140	0.0470
25	TOBACCO PROCESSED UNMANUFACTURED	0.0163	0.0165	0.0075	0.0179	0.0493	0.0161	0.0115	0.0275
26	CIGARETTES & TOBACCO MFG.	0.0163	0.0165	0.0075	0.0179	0.0493	0.0161	0.0115	0.0286
27	TIRES & TUBES	0.0129	0.1677	0.0074	0.0101	0.0472	0.0177	0.0176	0.0363
28	OTHER RUBBER PRODUCTS	0.0126	0.1553	0.0371	0.0101	0.0470	0.0177	0.0172	0.0373
29	PLASTIC FABRICATED PRODUCTS	0.0135	0.1561	0.0363	0.0105	0.0498	0.0176	0.0186	0.0370
30	LEATHER & LEATHER PRODUCTS	0.0085	0.0441	0.0236	0.0096	0.0418	0.0175	0.0105	0.0614
31	YARNS & MAN MADE FIBRES	0.0111	0.1153	0.0201	0.0098	0.0416	0.0147	0.0162	0.0430
32	FABRICS	0.0094	0.0685	0.0186	0.0089	0.0384	0.0142	0.0145	0.0390
33	OTHER TEXTILE PRODUCTS	0.0104	0.0809	0.0246	0.0096	0.0410	0.0148	0.0156	0.0539
34	HOSIERY & KNITTED WEAR	0.0064	0.0379	0.0138	0.0068	0.0304	0.0141	0.0099	0.0352
35	CLOTHING & ACCESSORIES	0.0059	0.0274	0.0225	0.0065	0.0291	0.0150	0.0082	0.0465
36	LUMBER & TIMBER	0.0170	0.0213	0.0046	0.0172	0.0907	0.0139	0.0171	0.0483
37	VENEER & PLYWOOD	0.0167	0.0207	0.0060	0.0171	0.0899	0.0140	0.0165	0.0479
38	OTHER WOOD FABRICATED MATERIALS	0.0165	0.0257	0.0060	0.0169	0.0886	0.0141	0.0166	0.0488
39	FURNITURE & FIXTURES	0.0085	0.0304	0.0197	0.0098	0.0457	0.0163	0.0137	0.0577
40	PULP	0.0266	0.0450	0.0050	0.0158	0.0902	0.0124	0.0412	0.0415
41	NEWSPRINT & OTHER PAPER STOCK	0.0266	0.0456	0.0056	0.0158	0.0902	0.0124	0.0411	0.0416
42	PAPER PRODUCTS	0.0244	0.0506	0.0598	0.0150	0.0842	0.0138	0.0374	0.0418
43	PRINTING & PUBLISHING	0.0093	0.0248	0.0054	0.0094	0.0499	0.0325	0.0141	0.0275
44	ADVERTISING, PRINT MEDIA	0.0089	0.0234	0.0051	0.0093	0.0493	0.0329	0.0136	0.0254
45	IRON & STEEL PRODUCTS	0.0174	0.0212	0.0058	0.0167	0.0507	0.0103	0.0306	0.0468
46	ALUMINUM PRODUCTS	0.0180	0.0212	0.0068	0.0171	0.0511	0.0101	0.0316	0.0472
47	COPPER & COPPER ALLOY PRODUCTS	0.0180	0.0211	0.0059	0.0172	0.0511	0.0100	0.0317	0.0473
48	NICKEL PRODUCTS	0.0181	0.0222	0.0059	0.0172	0.0512	0.0100	0.0318	0.0473
49	OTHER NON FERROUS METAL PRODUCTS	0.0171	0.0395	0.0317	0.0162	0.0505	0.0113	0.0295	0.0462
50	BOILERS, TANKS & PLATES	0.0087	0.0227	0.0049	0.0098	0.0448	0.0146	0.0148	0.0400
51	FABRICATED STRUCTURAL METAL PROD.	0.0100	0.0227	0.0088	0.0108	0.0458	0.0140	0.0171	0.0421
52	OTHER METAL FABRICATED PRODUCTS	0.0092	0.0269	0.0085	0.0101	0.0452	0.0147	0.0155	0.0432
53	AGRICULTURAL MACHINERY	0.0068	0.0159	0.0057	0.0090	0.0413	0.0188	0.0110	0.0458
54	OTHER INDUSTRIAL MACHINERY	0.0077	0.0213	0.0097	0.0095	0.0427	0.0182	0.0123	0.0447
55	MOTOR VEHICLES	0.0059	0.0164	0.0062	0.0064	0.0393	0.0120	0.0090	0.0338
56	MOTOR VEHICLE PARTS	0.0065	0.0252	0.0085	0.0068	0.0400	0.0124	0.0100	0.0344
57	OTHER TRANSPORT EQUIPMENT	0.0072	0.0179	0.0101	0.0077	0.0415	0.0127	0.0093	0.0365
58	APPLIANCES & RECEIVERS, HOUSEHOLD	0.0074	0.0267	0.0237	0.0088	0.0424	0.0226	0.0123	0.0377
59	OTHER ELECTRICAL PRODUCTS	0.0073	0.0280	0.0125	0.0096	0.0426	0.0652	0.0120	0.0382
60	CEMENT & CONCRETE PRODUCTS	0.0219	0.0304	0.0073	0.0135	0.0680	0.0143	0.0299	0.0389
61	OTHER NON-METALLIC MINERAL PROD.	0.0198	0.0324	0.0083	0.0133	0.0674	0.0143	0.0295	0.0402
62	GASOLINE & FUEL OIL	0.0127	0.0326	0.0040	0.0471	0.0838	0.0110	0.0176	0.0158
63	OTHER PETROLEUM & COAL PROD.	0.0368	0.1215	0.0084	0.0447	0.0775	0.0122	0.0205	0.0198
64	INDUSTRIAL CHEMICALS	0.0358	0.0731	0.0128	0.0166	0.0702	0.0227	0.0339	0.0427
65	FERTILIZERS	0.0266	0.4384	0.0063	0.0180	0.0480	0.0143	0.0149	0.0377
66	PHARMACEUTICALS	0.0148	1.1214	0.0093	0.0167	0.0711	0.0232	0.0341	0.0425
67	OTHER CHEMICAL PRODUCTS	0.0347	1.0366	0.0151	0.0165	0.0705	0.0226	0.0327	0.0426
68	SCIENTIFIC EQUIPMENT	0.0094	0.0477	0.0004	0.0104	0.0463	0.0224	0.0125	0.0396
69	OTHER MANUFACTURED PRODUCTS	0.0254	0.0801	0.7804	0.0111	0.0483	0.0219	0.0136	0.0790
70	RESIDENTIAL CONSTRUCTION	0.0134	0.0176	0.0067	1.0076	0.0524	0.0122	0.0079	0.0557
71	NON-RESIDENTIAL CONSTRUCTION	0.0134	0.0176	0.0067	1.0076	0.0524	0.0122	0.0079	0.0557
72	REPAIR CONSTRUCTION	0.0134	0.0176	0.0067	1.0076	0.0524	0.0122	0.0079	0.0557
73	PIPELINE TRANSPORTATION	0.0347	0.0094	0.0032	0.0367	1.0902	0.0206	0.0330	0.0323
74	TRANSPORTATION & STORAGE	0.0352	0.0096	0.0032	0.0363	1.1139	0.0210	0.0088	0.0328
75	RADIO & TELEVISION BROADCASTING	0.0040	0.0038	0.0023	0.0271	0.0479	1.0299	0.0057	0.0098
76	TELEPHONE & TELEGRAPH	0.0040	0.0038	0.0023	0.0271	0.0479	1.0299	0.0057	0.0098
77	POSTAL SERVICES	0.0040	0.0038	0.0023	0.0271	0.0479	1.0299	0.0057	0.0098
78	ELECTRIC POWER	0.0125	0.0032	0.0012	0.0509	0.0236	0.0073	1.0018	0.0124
79	OTHER UTILITIES	0.0124	0.0039	0.0013	0.0503	0.0187	0.0074	0.9921	0.0124
80	WHOLESALE MARGINS	0.0151	0.0357	0.0147	0.0088	0.0524	0.0292	0.0099	0.8234
81	RETAIL MARGINS	0.0100	0.0072	0.0033	0.0132	0.0315	0.0287	0.0224	0.0157
82	IMPUED RENT OWNER OCPD DWEL.	0.0021	0.0027	0.0010	0.1551	0.0082	0.0021	0.0013	0.0087
83	OTHER FINANCE INS. REAL ESTATE	0.0081	0.0046	0.0019	0.0517	0.0187	0.0297	0.0095	0.0156
84	BUSINESS SERVICES	0.0055	0.0079	0.0039	0.0066	0.0232	0.0446	0.0048	0.0169
85	EDUCATION SERVICES	0.0056	0.0183	0.0082	0.0055	0.0138	0.0315	0.0047	0.0159
86	HEALTH SERVICES	0.0056	0.0183	0.0082	0.0055	0.0138	0.0315	0.0047	0.0159
87	AMUSEMENT & RECREATION SERVICES	0.0081	0.0108	0.0194	0.0171	0.0324	0.0382	0.0170	0.0264
88	ACCOMMODATION & FOOD SERVICES	0.0129	0.0125	0.0047	0.0114	0.0401	0.0168	0.0168	0.0113
89	OTHER PERSONAL & MISC. SERVICES	0.0114	0.0199	0.0162	0.0361	0.0480	0.0258	0.0217	0.1562
90	TRANSPORTATION MARGINS	0.0342	0.0093	0.0031	0.0353	1.0835	0.0204	0.0085	0.0319
91	OPERATING OFFICE LAB. & FOOD	0.0165	0.0600	0.0212	0.0118	0.0615	0.0164	0.0120	0.1236
92	TRAVEL, ADVERTISING & PROMOTION	0.0252	0.0134	0.0128	0.0146	0.1954	0.1038	0.0101	0.0359

TABLE 98. IMPACT (INVERSE) MATRIX (AGGREGATION - M), 1971 - CONTINUED

NO.	COMMODITY AGGREGATION - M	RETAIL TRADE	OWNER OCCUPIED DWELLINGS	FINANCE, INS. & REAL EST.	EDUCATION & HEALTH SERVICES	AMUSEMENT & RECREATION SERVICES	SERVICE TO BUSINESS MANAGEMENT	ACCOMMODATION, FOOD SERVICES	PERSONAL & MISC. SERVICES
1	GRAINS.....	0.0181	--	0.0520	--	0.0006	0.0121	0.0035	0.0057
2	LIVE ANIMALS.....	0.0181	--	0.0520	--	0.0006	0.0121	0.0035	0.0057
3	OTHER AGRICULTURAL PRODUCTS.....	0.0201	--	0.0522	--	0.0006	0.0122	0.0036	0.0058
4	FORESTRY PRODUCTS.....	0.0281	--	0.0951	0.0001	0.0007	0.0204	0.0047	0.0184
5	FISH LANDINGS.....	0.0107	--	0.0272	--	0.0004	0.0093	0.0020	0.0041
6	HUNTING & TRAPPING PRODUCTS.....	0.0107	--	0.0272	--	0.0004	0.0093	0.0020	0.0041
7	IRON ORES & CONCENTRATES.....	0.0157	--	0.0425	--	0.0005	0.0264	0.0032	0.0082
8	OTHER METAL ORES & CONCENTRATES.....	0.0154	--	0.0418	--	0.0005	0.0260	0.0033	0.0081
9	COAL.....	0.0088	--	0.1836	0.0001	0.0008	0.0594	0.0045	0.0042
10	CRUDE MINERAL OILS.....	0.0088	--	0.1833	0.0001	0.0008	0.0593	0.0045	0.0042
11	NATURAL GAS.....	0.0088	--	0.1836	0.0001	0.0008	0.0593	0.0045	0.0042
12	NON-METALLIC MINERALS.....	0.0181	--	0.0536	--	0.0006	0.0235	0.0039	0.0102
13	SERVICES INCIDENTAL TO MINING.....	0.0149	--	0.0498	--	0.0010	0.0182	0.0068	0.0071
14	MEAT PRODUCTS.....	0.0202	--	0.0427	--	0.0015	0.0191	0.0110	0.0064
15	DAIRY PRODUCTS.....	0.0202	--	0.0386	--	0.0015	0.0192	0.0113	0.0065
16	FISH PRODUCTS.....	0.0202	--	0.0386	--	0.0015	0.0192	0.0113	0.0065
17	FRUITS & VEGETABLES PREPARATIONS.....	0.0202	--	0.0386	--	0.0015	0.0192	0.0113	0.0065
18	FEEDS.....	0.0201	--	0.0390	--	0.0015	0.0195	0.0114	0.0065
19	FLOUR, WHEAT, MEAL & OTHER CEREALS.....	0.0202	--	0.0386	--	0.0015	0.0192	0.0113	0.0065
20	BREAKFAST CEREAL & BAKERY PROD.....	0.0202	--	0.0386	--	0.0015	0.0193	0.0113	0.0065
21	SUGAR.....	0.0202	--	0.0386	--	0.0015	0.0192	0.0113	0.0065
22	MISC. FOOD PRODUCTS.....	0.0239	--	0.0389	--	0.0015	0.0192	0.0113	0.0065
23	SOFT DRINKS.....	0.0202	--	0.0386	--	0.0015	0.0192	0.0113	0.0065
24	ALCOHOLIC BEVERAGES.....	0.0202	--	0.0386	--	0.0015	0.0192	0.0113	0.0065
25	TOBACCO PROCESSED UNMANUFACTURED.....	0.0134	--	0.0422	--	0.0021	0.0215	0.0170	0.0050
26	CIGARETTES & TOBACCO MFG.....	0.0134	--	0.0422	--	0.0021	0.0215	0.0170	0.0050
27	TIRES & TUBES.....	0.0111	--	0.0379	--	0.0015	0.0246	0.0116	0.0057
28	OTHER RUBBER PRODUCTS.....	0.0115	--	0.0383	--	0.0015	0.0241	0.0114	0.0059
29	PLASTIC FABRICATED PRODUCTS.....	0.0115	--	0.0384	--	0.0015	0.0242	0.0111	0.0060
30	LEATHER & LEATHER PRODUCTS.....	0.0183	--	0.0457	--	0.0014	0.0218	0.0105	0.0084
31	YARNS & MAN MADE FIBRES.....	0.0102	--	0.0319	--	0.0011	0.0191	0.0083	0.0050
32	FABRICS.....	0.0099	--	0.0325	--	0.0011	0.0177	0.0078	0.0047
33	OTHER TEXTILE PRODUCTS.....	0.0137	--	0.0322	--	0.0011	0.0188	0.0081	0.0049
34	HOSIERY & KNITTED WEAR.....	0.0120	--	0.0376	--	0.0011	0.0155	0.0076	0.0039
35	CLOTHING & ACCESSORIES.....	0.0155	--	0.0397	--	0.0012	0.0164	0.0083	0.0036
36	LUMBER & TIMBER.....	0.0207	--	0.0618	--	0.0008	0.0187	0.0051	0.0124
37	VENEER & PLYWOOD.....	0.0206	--	0.0618	--	0.0008	0.0187	0.0051	0.0124
38	OTHER WOOD FABRICATED MATERIALS.....	0.0203	--	0.0612	--	0.0008	0.0188	0.0053	0.0121
39	FURNITURE & FIXTURES.....	0.0107	--	0.0422	--	0.0011	0.0188	0.0079	0.0053
40	PULP.....	0.0169	--	0.0418	--	0.0008	0.0192	0.0057	0.0100
41	NEWSPRINT & OTHER PAPER STOCK.....	0.0169	--	0.0419	--	0.0008	0.0192	0.0057	0.0100
42	PAPER PRODUCTS.....	0.0162	--	0.0421	--	0.0009	0.0200	0.0066	0.0094
43	PRINTING & PUBLISHING.....	0.0120	--	0.0424	--	0.0018	0.0270	0.0116	0.0060
44	ADVERTISING, PRINT MEDIA.....	0.0120	--	0.0424	--	0.0018	0.0272	0.0117	0.0059
45	IRON & STEEL PRODUCTS.....	0.0119	--	0.0296	--	0.0006	0.0192	0.0039	0.0064
46	ALUMINUM PRODUCTS.....	0.0120	--	0.0297	--	0.0006	0.0191	0.0038	0.0064
47	COPPER & COPPER ALLOY PRODUCTS.....	0.0120	--	0.0296	--	0.0006	0.0191	0.0037	0.0064
48	NICKEL PRODUCTS.....	0.0121	--	0.0297	--	0.0006	0.0191	0.0037	0.0064
49	OTHER NON FERROUS METAL PRODUCTS.....	0.0119	--	0.0307	--	0.0007	0.0197	0.0046	0.0063
50	BOILERS, TANKS & PLATES.....	0.0109	--	0.0291	--	0.0009	0.0186	0.0062	0.0059
51	FABRICATED STRUCTURAL METAL PROD.....	0.0111	--	0.0293	--	0.0009	0.0188	0.0059	0.0060
52	OTHER METAL FABRICATED PRODUCTS.....	0.0109	--	0.0295	--	0.0009	0.0191	0.0063	0.0059
53	AGRICULTURAL MACHINERY.....	0.0095	--	0.0361	--	0.0012	0.0215	0.0079	0.0048
54	OTHER INDUSTRIAL MACHINERY.....	0.0099	--	0.0357	--	0.0011	0.0213	0.0077	0.0051
55	MOTOR VEHICLES.....	0.0076	--	0.0209	--	0.0008	0.0357	0.0055	0.0038
56	MOTOR VEHICLE PARTS.....	0.0080	--	0.0223	--	0.0009	0.0342	0.0058	0.0040
57	OTHER TRANSPORT EQUIPMENT.....	0.0084	--	0.0228	--	0.0008	0.0343	0.0058	0.0042
58	APPLIANCES & RECEIVERS, HOUSEHOLD.....	0.0100	--	0.0339	--	0.0014	0.0202	0.0091	0.0050
59	OTHER ELECTRICAL PRODUCTS.....	0.0102	--	0.0336	--	0.0020	0.0203	0.0088	0.0049
60	CEMENT & CONCRETE PRODUCTS.....	0.0172	--	0.0337	--	0.0009	0.0191	0.0063	0.0098
61	OTHER NON-METALLIC MINERAL PROD.....	0.0170	--	0.0337	--	0.0009	0.0191	0.0063	0.0097
62	GASOLINE & FUEL OIL.....	0.0088	--	0.0850	--	0.0008	0.0345	0.0058	0.0043
63	OTHER PETROLEUM & COAL PROD.....	0.0098	--	0.0915	0.0001	0.0010	0.0366	0.0066	0.0049
64	INDUSTRIAL CHEMICALS.....	0.0172	--	0.0474	--	0.0022	0.0316	0.0170	0.0089
65	FERTILIZERS.....	0.0183	--	0.0461	--	0.0012	0.0251	0.0089	0.0101
66	PHARMACEUTICALS.....	0.0175	--	0.0479	--	0.0023	0.0320	0.0176	0.0090
67	OTHER CHEMICAL PRODUCTS.....	0.0174	--	0.0472	--	0.0022	0.0312	0.0170	0.0088
68	SCIENTIFIC EQUIPMENT.....	0.0121	--	0.0505	--	0.0019	0.0256	0.0141	0.0061
69	OTHER MANUFACTURED PRODUCTS.....	0.0124	--	0.0508	--	0.0018	0.0257	0.0137	0.0063
70	RESIDENTIAL CONSTRUCTION.....	0.0187	--	0.0355	--	0.0007	0.0414	0.0045	0.0087
71	NON-RESIDENTIAL CONSTRUCTION.....	0.0187	--	0.0355	--	0.0007	0.0414	0.0045	0.0087
72	REPAIR CONSTRUCTION.....	0.0187	--	0.0355	--	0.0007	0.0414	0.0045	0.0087
73	PIPELINE TRANSPORTATION.....	0.0231	--	0.0449	--	0.0010	0.0194	0.0090	0.0108
74	TRANSPORTATION & STORAGE.....	0.0247	--	0.0453	--	0.0010	0.0196	0.0092	0.0110
75	RADIO & TELEVISION BROADCASTING.....	0.0144	--	0.0268	--	0.0180	0.0187	0.0038	0.0038
76	TELEPHONE & TELEGRAPH.....	0.0144	--	0.0268	--	0.0180	0.0187	0.0038	0.0038
77	POSTAL SERVICES.....	0.0144	--	0.0268	--	0.0180	0.0187	0.0038	0.0038
78	ELECTRIC POWER.....	0.0060	--	0.0307	--	0.0004	0.0119	0.0021	0.0034
79	OTHER UTILITIES.....	0.0061	--	0.0314	--	0.0004	0.0120	0.0021	0.0039
80	WHOLESALE MARGINS.....	0.0138	--	0.0579	--	0.0018	0.0351	0.0124	0.0063
81	RETAIL MARGINS.....	0.0975	--	0.0836	--	0.0048	0.0197	0.0134	0.0064
82	IMPLIED RENT OWNER OCCUP. DWEL.....	0.0030	1.0000	0.0153	--	0.0001	0.0067	0.0008	0.0014
83	OTHER FINANCE, INS., REAL ESTATE.....	0.0142	--	1.0676	0.0006	0.0023	0.0341	0.0115	0.0052
84	BUSINESS SERVICES.....	0.0164	--	0.0651	--	0.0029	0.0121	0.0093	0.0096
85	EDUCATION SERVICES.....	0.0117	--	0.0422	1.0003	0.0010	0.0175	0.0034	0.0073
86	HEALTH SERVICES.....	0.0117	--	0.0422	1.0003	0.0010	0.0175	0.0034	0.0073
87	AMUSEMENT & RECREATION SERVICES.....	0.0290	--	0.1152	0.0001	1.0521	0.0371	0.0165	0.0135
88	ACCOMMODATION & FOOD SERVICES.....	0.0592	--	0.0565	--	0.0169	0.0188	0.0459	0.0068
89	OTHER PERSONAL & MISC. SERVICES.....	0.0325	--	0.0957	0.0001	0.0015	0.1509	0.0142	0.0044
90	TRANSPORTATION MARGINS.....	0.0241	--	0.0441	--	0.0010	0.0191	0.0089	0.0107
91	OPERATING, OFFICE, LAB. & FOOD.....	0.0926	--	0.0381	--	0.0011	0.0350	0.0076	0.0475
92	TRAVEL, ADVERTISING & PROMOTION.....	0.0435	--	0.0423	--	0.0219	0.1029	0.1937	0.0117

TABLE 98. IMPACT (INVERSE) MATRIX (AGGREGATION - M), 1971 - CONCLUDED

NO.	COMMODITY AGGREGATION - M	TRANS. MARGINS	OPERATING OFFICE LAB & FOOD	TRAVEL PROMOTION, ADVIS.
1	GRAINS	0.0276	0.0897	0.0161
2	LIVE ANIMALS	0.0275	0.0898	0.0161
3	OTHER AGRICULTURAL PRODUCTS	0.0275	0.0898	0.0164
4	FORESTRY PRODUCTS	0.0120	0.1440	0.0180
5	FISH LANDINGS	0.0136	0.0240	0.0090
6	HUNTING & TRAPPING PRODUCTS	0.0136	0.0240	0.0090
7	IRON ORES & CONCENTRATES	0.0156	0.1366	0.0145
8	OTHER METAL ORES & CONCENTRATES	0.0167	0.1334	0.0151
9	COAL	0.0059	0.0524	0.0194
10	CRUDE MINERAL OILS	0.0060	0.0524	0.0196
11	NATURAL GAS	0.0059	0.0524	0.0194
12	NON-METALLIC MINERALS	0.0139	0.1298	0.0180
13	SERVICES INCIDENTAL TO MINING	0.0099	0.1119	0.0338
14	MEAT PRODUCTS	0.0402	0.0685	0.0558
15	DAIRY PRODUCTS	0.0437	0.0687	0.0575
16	FISH PRODUCTS	0.0437	0.0686	0.0576
17	FRUITS & VEGETABLES PREPARATIONS	0.0436	0.0686	0.0576
18	FEDS	0.0432	0.0687	0.0582
19	FLOUR, WHEAT, MEAL & OTHER CEREALS	0.0437	0.0686	0.0576
20	BREAKFAST CEREAL & BAKERY PROD.	0.0436	0.0686	0.0576
21	SUGAR	0.0437	0.0686	0.0576
22	MISC. FOOD PRODUCTS	0.0434	0.0689	0.0574
23	SOFT DRINKS	0.0437	0.0686	0.0576
24	ALCOHOLIC BEVERAGES	0.0437	0.0686	0.0576
25	TOBACCO PROCESSED UNMANUFACTURED ..	0.0241	0.0555	0.0889
26	CIGARETTES & TOBACCO MFG.	0.0240	0.0555	0.0889
27	TIRES & TUBES	0.0280	0.0594	0.0598
28	OTHER RUBBER PRODUCTS	0.0279	0.0598	0.0588
29	PLASTIC FABRICATED PRODUCTS	0.0292	0.0625	0.0571
30	LEATHER & LEATHER PRODUCTS	0.0237	0.0564	0.0538
31	YARNS & MAN MADE FIBRES	0.0258	0.0594	0.0426
32	FABRICS	0.0238	0.0554	0.0398
33	OTHER TEXTILE PRODUCTS	0.0251	0.0588	0.0415
34	HOSIERY & KNITTED WEAR	0.0175	0.0409	0.0389
35	CLOTHING & ACCESSORIES	0.0153	0.0354	0.0424
36	LUMBER & TIMBER	0.0359	0.1233	0.0228
37	VENEER & PLYWOOD	0.0356	0.1233	0.0228
38	OTHER WOOD FABRICATED MATERIALS	0.0353	0.1208	0.0237
39	FURNITURE & FIXTURES	0.0263	0.0535	0.0401
40	PULP	0.0513	0.1019	0.0268
41	NEWSPRINT & OTHER PAPER STOCK	0.0512	0.1020	0.0269
42	PAPER PRODUCTS	0.0478	0.0957	0.0319
43	PRINTING & PUBLISHING	0.0279	0.0514	0.0596
44	ADVERTISING, PRINT MEDIA	0.0275	0.0505	0.0602
45	IRON & STEEL PRODUCTS	0.0332	0.0903	0.0184
46	ALUMINUM PRODUCTS	0.0335	0.0918	0.0178
47	COPPER & COPPER ALLOY PRODUCTS	0.0335	0.0920	0.0176
48	NICKEL PRODUCTS	0.0336	0.0921	0.0175
49	OTHER NON FERROUS METAL PRODUCTS	0.0326	0.0879	0.0222
50	BOILERS, TANKS & PLATES	0.0294	0.0676	0.0312
51	FABRICATED STRUCTURAL METAL PROD.	0.0299	0.0709	0.0296
52	OTHER METAL FABRICATED PRODUCTS	0.0293	0.0682	0.0316
53	AGRICULTURAL MACHINERY	0.0258	0.0562	0.0401
54	OTHER INDUSTRIAL MACHINERY	0.0265	0.0592	0.0390
55	MOTOR VEHICLES	0.0235	0.0472	0.0276
56	MOTOR VEHICLE PARTS	0.0241	0.0492	0.0296
57	OTHER TRANSPORT EQUIPMENT	0.0232	0.0490	0.0285
58	APPLIANCES & RECEIVERS, HOUSEHOLD	0.0235	0.0573	0.0464
59	OTHER ELECTRICAL PRODUCTS	0.0226	0.0561	0.0450
60	CEMENT & CONCRETE PRODUCTS	0.0472	0.1095	0.0303
61	OTHER NON-METALLIC MINERAL PROD.	0.0467	0.1082	0.0307
62	GASOLINE & FUEL OIL	0.0098	0.0489	0.0269
63	OTHER PETROLEUM & COAL PROD.	0.0132	0.0546	0.0311
64	INDUSTRIAL CHEMICALS	0.0379	0.0792	0.0880
65	FERTILIZERS	0.0223	0.1155	0.0445
66	PHARMACEUTICALS	0.0383	0.0789	0.0908
67	OTHER CHEMICAL PRODUCTS	0.0382	0.0783	0.0876
68	SCIENTIFIC EQUIPMENT	0.0242	0.0581	0.0732
69	OTHER MANUFACTURED PRODUCTS	0.0244	0.0596	0.0710
70	RESIDENTIAL CONSTRUCTION	0.0293	0.0523	0.0210
71	NON-RESIDENTIAL CONSTRUCTION	0.0293	0.0523	0.0210
72	REPAIR CONSTRUCTION	0.0293	0.0523	0.0210
73	PIPELINE TRANSPORTATION	0.0099	0.0700	0.0226
74	TRANSPORTATION & STORAGE	0.0100	0.0712	0.0230
75	RADIO & TELEVISION BROADCASTING	0.0040	0.0329	0.0179
76	TELEPHONE & TELEGRAPH	0.0040	0.0329	0.0179
77	POSTAL SERVICES	0.0040	0.0329	0.0179
78	ELECTRIC POWER	0.0090	0.0245	0.0096
79	OTHER UTILITIES	0.0089	0.0249	0.0099
80	WHOLESALE MARGINS	0.0115	0.0587	0.0635
81	RETAIL MARGINS	0.0070	0.0605	0.0449
82	IMPLIED RENT OWNER OCPD, DWEL.	0.0045	0.0084	0.0036
83	OTHER FINANCIALS, REAL ESTATE	0.0043	0.0424	0.0385
84	BUSINESS SERVICES	0.0055	0.0915	0.0469
85	EDUCATION SERVICES	0.0053	0.0590	0.0163
86	HEALTH SERVICES	0.0053	0.0590	0.0163
87	AMUSEMENT & RECREATION SERVICES	0.0086	0.1326	0.0760
88	ACCOMMODATION & FOOD SERVICES	0.0176	0.0611	0.0368
89	OTHER PERSONAL & MISC. SERVICES	0.0097	0.0690	0.0420
90	TRANSPORTATION MARGINS	1.0097	0.0693	0.0224
91	OPERATING, OFFICE, LAB. & FOOD	0.0406	1.0442	0.0326
92	TRAVEL, ADVERTISING & PROMOTION	0.0178	0.0509	1.0339

TABLE 99. MARGINS (AGGREGATION - M). 1971 (MILLIONS OF DOLLARS)

NO.	COMMODITY AGGREGATION - M	RETAIL WHOLESALE TAX TRANSPORT GAS STORAGE PIPELINE						
1	GRAINS.....	--	86.3	--	154.6	--	125.1	--
2	LIVE ANIMALS.....	0.4	47.4	--	32.1	--	--	--
3	OTHER AGRICULTURAL PRODUCTS.....	186.9	135.6	0.5	102.3	--	10.3	--
4	FORESTRY PRODUCTS.....	2.0	8.9	--	89.2	--	--	--
5	FISH LANDINGS.....	4.2	15.5	--	10.6	--	--	--
6	HUNTING & TRAPPING PRODUCTS.....	--	1.4	--	0.9	--	--	--
7	IRON ORES & CONCENTRATES.....	--	--	--	104.6	--	--	--
8	OTHER METAL ORES & CONCENTRATES.....	--	--	--	102.5	--	--	--
9	COAL.....	3.9	12.5	--	56.2	--	--	--
10	CRUDE MINERAL OILS.....	--	--	--	2.9	--	--	274.8
11	NATURAL GAS.....	--	--	--	--	309.2	--	266.0
12	NON-METALLIC MINERALS.....	6.1	11.2	--	162.3	--	--	--
14	MEAT PRODUCTS.....	409.5	75.6	6.7	57.8	--	--	--
15	DAIRY PRODUCTS.....	218.7	63.7	--	29.9	--	--	--
16	FISH PRODUCTS.....	30.4	30.7	--	13.0	--	--	--
17	FRUITS & VEGETABLES PREPARATIONS.....	160.7	69.8	--	29.1	--	--	--
18	FEEDS.....	24.0	51.8	--	42.1	--	--	--
19	FLOUR,WHEAT,MEAL & OTHER CEREALS.....	13.0	18.7	--	12.7	--	--	--
20	BREAKFAST CEREAL & BAKERY PROD.....	173.7	38.8	--	24.3	--	--	--
21	SUGAR.....	23.5	16.6	--	10.4	--	--	--
22	MISC. FOOD PRODUCTS.....	232.1	97.6	32.0	51.9	--	--	--
23	SOFT DRINKS.....	67.0	15.0	37.8	7.2	--	--	--
24	ALCOHOLIC BEVERAGES.....	237.6	14.9	1096.3	34.7	--	--	--
25	TOBACCO PROCESSED UNMANUFACTURED.....	--	--	--	2.8	--	--	--
26	CIGARETTES & TOBACCO MFG.....	136.2	82.5	617.4	6.1	--	--	--
27	TIRES & TUBES.....	55.7	57.5	34.7	28.1	--	--	--
28	OTHER RUBBER PRODUCTS.....	27.1	23.9	11.2	9.5	--	--	--
29	PLASTIC FABRICATED PRODUCTS.....	18.5	36.0	17.0	15.5	--	--	--
30	LEATHER & LEATHER PRODUCTS.....	196.0	26.4	46.1	11.4	--	--	--
31	YARNS & MAN MADE FIBRES.....	13.5	27.4	3.5	12.3	--	--	--
32	FABRICS.....	55.2	72.6	13.9	15.7	--	--	--
33	OTHER TEXTILE PRODUCTS.....	163.7	67.5	61.1	28.9	--	--	--
34	HOSIERY & KNITTED WEAR.....	304.7	33.3	52.1	20.1	--	--	--
35	CLOTHING & ACCESSORIES.....	792.1	98.5	144.8	63.3	--	--	--
36	LUMBER & TIMBER.....	6.1	125.4	27.7	158.5	--	--	--
37	VENEER & PLYWOOD.....	5.9	69.9	23.2	26.1	--	--	--
38	OTHER WOOD FABRICATED MATERIALS.....	1.0	97.6	37.1	44.2	--	--	--
39	FURNITURE & FIXTURES.....	218.0	44.5	67.8	27.7	--	--	--
40	PULP.....	--	4.3	--	52.9	--	--	--
41	NEWSPRINT & OTHER PAPER STOCK.....	6.4	103.4	10.2	149.6	--	--	--
42	PAPER PRODUCTS.....	117.0	123.5	75.9	73.4	--	--	--
43	PRINTING & PUBLISHING.....	85.4	91.4	68.3	37.7	--	--	--
45	IRON & STEEL PRODUCTS.....	--	130.5	45.9	125.3	--	--	--
46	ALUMINUM PRODUCTS.....	2.0	21.8	0.6	24.3	--	--	--
47	COPPER & COPPER ALLOY PRODUCTS.....	--	19.2	3.9	22.3	--	--	--
48	NICKEL PRODUCTS.....	--	5.1	0.1	25.8	--	--	--
49	OTHER NON FERROUS METAL PRODUCTS.....	0.6	166.1	0.8	50.4	--	--	--
50	BOILERS, TANKS & PLATES.....	1.2	30.2	17.6	9.9	--	--	--
51	FABRICATED STRUCTURAL METAL PROD.....	3.9	49.9	48.6	32.3	--	--	--
52	OTHER METAL FABRICATED PRODUCTS.....	87.1	337.2	103.2	130.9	--	--	--
53	AGRICULTURAL MACHINERY.....	16.4	110.9	--	17.6	--	--	--
54	OTHER INDUSTRIAL MACHINERY.....	37.0	782.5	162.6	163.9	--	--	--
55	MOTOR VEHICLES.....	451.3	425.1	265.3	92.5	--	--	--
56	MOTOR VEHICLE PARTS.....	233.1	373.1	84.6	95.9	--	--	--
57	OTHER TRANSPORT EQUIPMENT.....	25.3	41.5	73.1	24.4	--	--	--
58	APPLIANCES & RECEIVERS,HOUSEHOLD.....	271.2	118.5	124.9	24.8	--	--	--
59	OTHER ELECTRICAL PRODUCTS.....	63.8	309.2	145.4	75.9	--	--	--
60	CEMENT & CONCRETE PRODUCTS.....	0.7	40.0	55.2	46.5	--	--	--
61	OTHER NON-METALLIC MINERAL PROD.....	49.2	102.6	38.9	80.1	--	--	--
62	GASOLINE & FUEL OIL.....	387.2	725.8	1270.2	126.4	--	--	--
63	OTHER PETROLEUM & COAL PROD.....	30.0	104.7	16.7	48.4	2.1	--	14.0
64	INDUSTRIAL CHEMICALS.....	5.6	106.7	1.1	106.0	--	--	--
65	FERTILIZERS.....	8.0	15.2	--	54.9	--	--	--
66	PHARMACEUTICALS.....	213.4	66.5	26.7	10.4	--	--	--
67	OTHER CHEMICAL PRODUCTS.....	197.6	168.9	105.3	64.9	--	--	--
68	SCIENTIFIC EQUIPMENT.....	116.1	98.7	65.1	26.1	--	--	--
69	OTHER MANUFACTURED PRODUCTS.....	287.3	104.2	80.1	32.9	--	--	--
78	ELECTRIC POWER.....	--	--	29.1	--	--	--	--
84	BUSINESS SERVICES.....	--	--	24.6	--	--	--	--
87	AMUSEMENT & RECREATION SERVICES.....	--	--	62.0	--	--	--	--
89	OTHER PERSONAL & MISC. SERVICES.....	--	--	24.4	--	--	--	--
93	NON-COMPETING IMPORTS.....	30.7	24.5	--	16.2	--	--	--
	TOTAL.....	6515.0	6476.4	5361.0	3444.4	311.3	135.4	554.8

NOTE: DETAIL MAY NOT ADD DUE TO ROUNDING.

TABLE 100. MAKE (OUTPUT) MATRIX (AGGREGATION - S), 1972 (MILLIONS OF DOLLARS)

NO.	COMMODITY AGGREGATION - S	AGRICULTURE	FORESTRY	FISHING, HUNTING & TRAPPING	MINES, QUARRIES & OIL WELLS	MANUFACTURING	CONSTRUCTION
1	GRAINS	944.0	--	--	--	0.9	--
2	OTHER AGRICULTURAL PRODUCTS	4189.9	10.2	0.9	--	13.3	--
3	FORESTRY PRODUCTS	45.5	1493.1	--	--	42.2	--
4	FISHING & TRAPPING PRODUCTS	--	--	250.8	--	--	--
5	METALLIC ORES & CONCENTRATES	--	--	--	2125.6	150.1	--
6	MINERALS FUELS	--	--	--	2250.1	6.5	--
7	NON-METALLIC MINERALS	--	--	--	511.7	23.1	--
8	SERVICES INCIDENTAL TO MINING	--	--	--	511.7	--	--
9	MEAT, FISH & DAIRY PRODUCTS	79.7	--	2.0	--	4937.8	--
10	FRUIT, VEG., FEED, MISC. FOOD PROD.	14.3	--	--	--	3889.3	--
11	BEVERAGES	--	--	--	--	1331.2	--
12	TOBACCO & TOBACCO PRODUCTS	--	--	--	--	577.9	--
13	RUBBER, LEATHER, PLASTIC FAB. PRO.	--	--	--	--	1576.3	--
14	TEXTILE PRODUCTS	--	--	--	--	1993.3	--
15	KNITTED PRODUCTS & CLOTHING	--	--	--	--	2041.9	--
16	LUMBER, SAWMILL, OTHER WOOD PROD.	--	10.5	--	--	3055.4	--
17	FURNITURE & FIXTURES	--	--	--	--	932.5	--
18	PAPER & PAPER PRODUCTS	--	--	--	--	4459.6	--
19	PRINTING & PUBLISHING	--	--	--	--	1841.3	--
20	PRIMARY METAL PRODUCTS	--	--	--	0.7	5194.7	--
21	METAL FABRICATED PRODUCTS	--	--	--	--	3713.8	--
22	MACHINERY & EQUIPMENT	--	0.1	--	30.6	2220.9	--
23	AUTOS, TRUCKS, OTHER TRANSP. EQP.	--	--	--	--	7884.6	--
24	ELEC. & COMMUNICATIONS PROD.	--	--	--	--	3332.2	--
25	NON-METALLIC MINERAL PRODUCTS	--	--	--	6.8	1644.7	--
26	PETROLEUM & COAL PRODUCTS	--	--	--	74.3	2466.8	--
27	CHEMICALS, CHEMICAL PROD.	--	--	--	139.0	3020.0	--
28	MISC. MANUFACTURED PRODUCTS	--	--	--	--	1274.2	--
29	RESIDENTIAL CONSTRUCTION	--	--	--	--	--	5148.1
30	NON-RESIDENTIAL CONSTRUCTION	--	--	--	--	--	9478.0
31	REPAIR CONSTRUCTION	--	--	--	--	--	3022.5
32	TRANSPORTATION & STORAGE	--	2.9	--	--	6.1	--
33	COMMUNICATION SERVICES	--	--	--	--	--	--
34	OTHER UTILITIES	--	0.1	--	1.2	26.0	--
35	WHOLESALE MARGINS	--	6.7	--	4.9	1530.2	--
36	RETAIL MARGINS	--	--	--	--	--	--
37	IMPLIED RENT OWNER OCPD, DWEL.	--	--	--	--	--	--
38	OTHER FINANCE, INS., REAL ESTATE	6.2	0.8	--	44.2	99.4	112.1
39	BUSINESS SERVICES	--	--	--	--	45.9	--
40	PERSONAL & OTHER MISC. SERVICE	--	31.2	3.4	19.2	268.9	116.4
41	TRANSPORTATION MARGINS	--	--	--	--	--	--
42	OPERATING OFFICE, LAB & FOOD	--	--	--	--	--	--
43	TRAVEL, ADVERTISING, PROMOTION	--	--	--	--	--	--
TOTAL		5279.6	1555.7	257.1	5720.0	59601.1	17877.0

NOTE: DETAIL MAY NOT ADD DUE TO ROUNDING.

TABLE 100. MAKE (OUTPUT) MATRIX (AGGREGATION - S), 1972 (MILLIONS OF DOLLARS) - CONTINUED

NO.	COMMODITY AGGREGATION - S	TRANS. & STORAGE	COMMUNICATION	ELEC. POWER, GAS, OTHER UTILITIES	WHOLESALE TRADE	RETAIL TRADE	FINANCE, INS. & REAL EST.
1	GRAINS	--	--	--	--	--	--
2	OTHER AGRICULTURAL PRODUCTS	--	--	--	--	4.0	--
3	FORESTRY PRODUCTS	--	--	1.7	--	--	--
4	FISHING & TRAPPING PRODUCTS	--	--	--	--	--	--
5	METALLIC ORES & CONCENTRATES	--	--	--	--	--	--
6	MINERALS FUELS	--	--	--	--	--	--
7	NON-METALLIC MINERALS	--	--	--	--	--	--
8	SERVICES INCIDENTAL TO MINING	--	--	--	--	--	--
9	MEAT, FISH & DAIRY PRODUCTS	--	--	--	0.3	239.6	--
10	FRUIT, VEG., FEED, MISC. FOOD PROD.	--	--	--	12.8	3.6	--
11	BEVERAGES	--	--	--	--	--	--
12	TOBACCO & TOBACCO PRODUCTS	--	--	--	0.5	--	--
13	RUBBER, LEATHER, PLASTIC FAB. PRO.	--	--	--	5.1	--	--
14	TEXTILE PRODUCTS	--	--	--	9.3	2.5	--
15	KNITTED PRODUCTS & CLOTHING	--	--	--	0.6	0.5	--
16	LUMBER, SAWMILL, OTHER WOOD PROD.	--	--	--	1.4	--	--
17	FURNITURE & FIXTURES	--	--	--	4.0	--	--
18	PAPER & PAPER PRODUCTS	--	--	--	1.9	--	--
19	PRINTING & PUBLISHING	--	--	--	2.3	--	--
20	PRIMARY METAL PRODUCTS	--	--	--	--	--	--
21	METAL FABRICATED PRODUCTS	--	--	--	8.6	--	--
22	MACHINERY & EQUIPMENT	--	--	--	--	--	--
23	AUTOS, TRUCKS, OTHER TRANSP. EQP.	51.4	--	--	3.2	--	--
24	ELEC. & COMMUNICATIONS PROD.	--	122.0	--	3.7	--	--
25	NON-METALLIC MINERAL PRODUCTS	--	--	--	1.1	--	--
26	PETROLEUM & COAL PRODUCTS	1.8	--	0.3	--	--	--
27	CHEMICALS, CHEMICAL PROD.	--	--	--	0.3	--	--
28	MISC. MANUFACTURED PRODUCTS	--	--	--	33.6	--	--
29	RESIDENTIAL CONSTRUCTION	--	--	--	--	--	--
30	NON-RESIDENTIAL CONSTRUCTION	--	--	--	--	--	--
31	REPAIR CONSTRUCTION	--	--	--	--	--	--
32	TRANSPORTATION & STORAGE	8686.0	--	8.2	--	8.9	0.9
33	COMMUNICATION SERVICES	--	2974.9	--	--	--	--
34	OTHER UTILITIES	12.1	--	2636.1	--	--	0.2
35	WHOLESALE MARGINS	1.1	--	--	5926.7	--	--
36	RETAIL MARGINS	13.1	--	35.4	--	7570.1	--
37	IMPLIED RENT OWNER OCPD, DWEL.	--	--	--	--	--	5943.3
38	OTHER FINANCE, INS., REAL ESTATE	32.4	1.7	3.5	43.8	63.1	11482.4
39	BUSINESS SERVICES	10.1	23.5	0.2	4.0	0.5	15.7
40	PERSONAL & OTHER MISC. SERVICE	82.1	18.8	46.9	559.3	1541.3	136.7
41	TRANSPORTATION MARGINS	--	--	--	--	--	--
42	OPERATING OFFICE, LAB & FOOD	--	--	--	--	--	--
43	TRAVEL, ADVERTISING, PROMOTION	--	--	--	--	--	--
TOTAL		8890.2	3141.0	2732.4	6622.6	9434.1	17579.2

NOTE: DETAIL MAY NOT ADD DUE TO ROUNDING.

TABLE 100. MAKE (OUTPUT) MATRIX (AGGREGATION - S). 1972 (MILLIONS OF DOLLARS) - CONCLUDED

NO.	COMMODITY AGGREGATION - S	BUSINESS & PERSONAL SERVICES	TRANS. MARGINS	OPERATING OFFICE SUPPLIES	TRAVEL, PROMOTION, ADV'TG.	TOTAL INDUSTRIES
1	GRAINS	--	--	--	--	945.0
2	OTHER AGRICULTURAL PRODUCTS	--	--	--	--	4218.3
3	FORESTRY PRODUCTS	--	--	--	--	1582.5
4	FISHING & TRAPPING PRODUCTS	--	--	--	--	250.8
5	METALLIC ORES & CONCENTRATES	--	--	--	--	2275.6
6	MINERALS FUELS	--	--	--	--	2256.7
7	NON-METALLIC MINERALS	--	--	--	--	534.8
8	SERVICES INCIDENTAL TO MINING	--	--	--	--	511.7
9	MEAT,FISH & DAIRY PRODUCTS	--	--	--	--	5259.3
10	FRUIT,VEG.FEED,MISC.FOOD PROD	--	--	--	--	3920.1
11	BEVERAGES	--	--	--	--	1331.2
12	TOBACCO & TOBACCO PRODUCTS	--	--	--	--	578.4
13	RUBBER,LEATHER,PLASTIC FAB.PRO	--	--	--	--	1581.4
14	TEXTILE PRODUCTS	--	--	--	--	2005.2
15	KNITTED PRODUCTS & CLOTHING	--	--	--	--	2042.9
16	LUMBER,SAWMILL,OTHER WOOD PROD	--	--	--	--	3067.3
17	FURNITURE & FIXTURES	--	--	--	--	936.5
18	PAPER & PAPER PRODUCTS	--	--	--	--	4461.6
19	PRINTING & PUBLISHING	--	--	--	--	1843.7
20	PRIMARY METAL PRODUCTS	--	--	--	--	5195.4
21	METAL FABRICATED PRODUCTS	--	--	--	--	3722.5
22	MACHINERY & EQUIPMENT	--	--	--	--	2251.7
23	AUTOS,TRUCKS,OTHER TRANSP. EQP	--	--	--	--	7939.2
24	ELEC. & COMMUNICATIONS PROD	--	--	--	--	3457.9
25	NON-METALLIC MINERAL PRODUCTS	--	--	--	--	1652.6
26	PETROLEUM & COAL PRODUCTS	--	--	--	--	2543.2
27	CHEMICALS,CHEMICAL PROD	--	--	--	--	3159.3
28	MISC. MANUFACTURED PRODUCTS	--	--	--	--	1307.8
29	RESIDENTIAL CONSTRUCTION	--	--	--	--	5148.1
30	NON-RESIDENTIAL CONSTRUCTION	--	--	--	--	9478.0
31	REPAIR CONSTRUCTION	--	--	--	--	3022.5
32	TRANSPORTATION & STORAGE	--	--	--	--	8713.0
33	COMMUNICATION SERVICES	--	--	--	--	2974.9
34	OTHER UTILITIES	8.6	--	--	--	2684.4
35	WHOLESALE MARGINS	75.9	--	--	--	7545.5
36	RETAIL MARGINS	72.5	--	--	--	7691.2
37	IMPUTED RENT OWNER OCPD, DWEL	--	--	--	--	5943.3
38	OTHER FINANCE,INS,REAL ESTATE	89.2	--	--	--	11978.9
39	BUSINESS SERVICES	3030.1	--	--	--	3130.1
40	PERSONAL & OTHER MISC. SERVICE	9210.0	--	--	--	12034.2
41	TRANSPORTATION MARGINS	--	3936.5	--	--	3936.5
42	OPERATING,OFFICE,LAB & FOOD	--	--	6825.6	--	6825.6
43	TRAVEL, ADVERTISING, PROMOTION	--	--	--	3577.9	3577.9
	TOTAL	12486.4	3936.5	6825.6	3577.9	165516.3

NOTE: DETAIL MAY NOT ADD DUE TO ROUNDING.

TABLE 101. USE (INPUT) MATRIX (AGGREGATION - S). 1972 (MILLIONS OF DOLLARS)

NO.	COMMODITY AGGREGATION - S	AGRICUL- TURE	FOREST- RY	FISHING, HUNTING & TRAPPING	MINES QUARRIES & OIL WELLS	MANUFAC- TURING	CONSTRUC- TION
1	GRAINS	28.3	--	--	--	349.9	--
2	OTHER AGRICULTURAL PRODUCTS	219.4	--	--	--	2857.3	8.5
3	FORESTRY PRODUCTS	0.4	176.5	--	--	1462.3	4.9
4	FISHING & TRAPPING PRODUCTS	--	--	2.2	--	204.0	--
5	METALLIC ORES & CONCENTRATES	--	--	--	6.4	1542.0	--
6	MINERALS FUELS	2.7	--	--	6.4	1806.1	4.4
7	NON-METALLIC MINERALS	5.8	--	0.4	18.7	216.7	76.4
8	SERVICES INCIDENTAL TO MINING	--	--	--	226.0	--	114.3
9	MEAT,FISH & DAIRY PRODUCTS	3.1	--	--	--	935.9	--
10	FRUIT,VEG.FEED,MISC.FOOD PROD	543.7	--	--	--	847.0	--
11	BEVERAGES	--	--	--	--	43.7	--
12	TOBACCO & TOBACCO PRODUCTS	--	--	--	--	128.3	--
13	RUBBER,LEATHER,PLASTIC FAB.PRO	12.5	--	--	--	699.5	212.7
14	TEXTILE PRODUCTS	14.4	3.1	6.9	5.7	1725.7	71.1
15	KNITTED PRODUCTS & CLOTHING	--	--	--	--	169.8	--
16	LUMBER,SAWMILL,OTHER WOOD PROD	3.3	--	2.3	1.5	745.4	1070.4
17	FURNITURE & FIXTURES	--	--	--	--	50.5	14.8
18	PAPER & PAPER PRODUCTS	4.0	--	--	6.9	1692.9	120.9
19	PRINTING & PUBLISHING	--	--	--	0.3	203.4	--
20	PRIMARY METAL PRODUCTS	--	--	--	45.4	3406.7	610.6
21	METAL FABRICATED PRODUCTS	25.9	10.4	0.9	7.0	1659.8	1696.6
22	MACHINERY & EQUIPMENT	53.2	6.7	2.9	51.9	524.9	211.5
23	AUTOS,TRUCKS,OTHER TRANSP. EQP	1.1	3.8	15.5	6.6	2955.3	35.5
24	ELEC. & COMMUNICATIONS PROD	--	--	6.7	3.3	904.8	673.0
25	NON-METALLIC MINERAL PRODUCTS	0.6	0.2	0.3	583.4	1045.1	163.8
26	PETROLEUM & COAL PRODUCTS	204.9	28.2	11.7	53.1	440.4	111.8
27	CHEMICALS,CHEMICAL PROD	195.0	1.7	0.4	71.5	1792.2	112.1
28	MISC. MANUFACTURED PRODUCTS	--	--	2.8	--	348.1	--
29	RESIDENTIAL CONSTRUCTION	--	--	--	--	--	--
30	NON-RESIDENTIAL CONSTRUCTION	--	--	--	--	--	--
31	REPAIR CONSTRUCTION	111.9	20.4	0.4	139.4	251.0	11.1
32	TRANSPORTATION & STORAGE	16.2	167.9	2.1	51.5	384.2	164.2
33	COMMUNICATION SERVICES	14.1	3.5	0.4	15.1	298.2	33.9
34	OTHER UTILITIES	46.6	1.0	0.2	119.0	634.9	9.3
35	WHOLESALE MARGINS	156.9	15.5	6.3	57.9	1438.6	852.7
36	RETAIL MARGINS	32.8	1.1	1.0	3.2	42.1	114.9
37	IMPUTED RENT OWNER OCPD, DWEL	--	--	--	--	--	--
38	OTHER FINANCE,INS,REAL ESTATE	173.8	129.4	3.7	504.5	821.8	301.6
39	BUSINESS SERVICES	8.4	5.1	0.3	176.0	626.3	595.2
40	PERSONAL & OTHER MISC. SERVICE	10.0	60.8	2.3	27.0	272.3	285.6
41	TRANSPORTATION MARGINS	93.7	3.7	2.2	26.1	1180.1	331.8
42	OPERATING,OFFICE,LAB & FOOD	334.2	169.7	2.5	441.3	1855.7	283.7
43	TRAVEL, ADVERTISING, PROMOTION	0.3	4.8	--	38.5	1399.7	94.4
44	NON-COMPETING IMPORTS	--	--	--	--	332.2	--
45	UNALLOCATED IMPORTS & EXPORTS	--	--	--	--	--	--
46	NET INDIRECT TAXES	-20.5	42.8	3.4	151.5	587.5	1059.9
47	LABOUR INCOME	383.8	522.0	60.2	1294.2	14390.4	5731.6
48	NET INCOME UNINC. BUSINESS	1680.1	27.0	69.1	12.3	81.0	579.0
49	OTHER OPERATING SURPLUS	916.9	150.4	49.9	2145.5	6709.2	1079.4
	TOTAL	5279.6	1555.7	257.1	5720.0	59601.1	17877.0

NOTE: DETAIL MAY NOT ADD DUE TO ROUNDING.

TABLE 101. USE (INPUT) MATRIX (AGGREGATION - S), 1972 (MILLIONS OF DOLLARS) - CONTINUED

NO.	COMMODITY AGGREGATION - S	TRANS. & STORAGE	COMMUNICATION	ELEC. POWER GAS, OTHER UTILITIES	WHOLESALE TRADE	RETAIL TRADE	FINANCE, INS. & REAL EST.
1	GRAINS	--	--	--	5.3	--	--
2	OTHER AGRICULTURAL PRODUCTS	2.7	--	--	0.7	229.2	--
3	FORESTRY PRODUCTS	--	--	--	--	--	--
4	FISHING & TRAPPING PRODUCTS	--	--	--	--	--	--
5	METALLIC ORES & CONCENTRATES	--	--	11.0	0.1	--	--
6	MINERAL FUELS	16.3	--	110.1	2.2	14.6	9.7
7	NON-METALLIC MINERALS	3.2	--	--	--	--	--
8	SERVICES INCIDENTAL TO MINING	--	--	--	--	--	--
9	MEAT, FISH & DAIRY PRODUCTS	--	--	--	0.4	2.4	--
10	FRUIT, VEG. FEED, MISC. FOOD PROD.	1.0	--	--	1.5	--	--
11	BEVERAGES	--	--	--	--	--	--
12	TOBACCO & TOBACCO PRODUCTS	--	--	--	0.2	--	--
13	RUBBER, LEATHER, PLASTIC, FAB. PROD.	76.0	--	--	16.0	18.6	--
14	TEXTILE PRODUCTS	7.8	1.3	--	--	2.4	--
15	KNITTED PRODUCTS & CLOTHING	--	--	--	12.0	11.3	--
16	LUMBER, SAWMILL, OTHER WOOD PROD.	--	--	--	15.6	4.7	--
17	FURNITURE & FIXTURES	--	--	--	--	--	--
18	PAPER & PAPER PRODUCTS	4.1	--	--	59.9	145.9	--
19	PRINTING & PUBLISHING	4.5	21.6	1.5	12.1	9.8	33.0
20	PRIMARY METAL PRODUCTS	8.1	--	--	4.5	--	--
21	METAL FABRICATED PRODUCTS	5.4	--	--	30.4	14.9	--
22	MACHINERY & EQUIPMENT	1.6	0.2	--	--	--	--
23	AUTOS, TRUCKS, OTHER TRANSP. EQP.	253.2	--	--	--	--	--
24	ELEC. & COMMUNICATIONS PROD.	17.6	72.3	--	0.2	--	--
25	NON-METALLIC MINERAL PRODUCTS	2.7	--	--	1.5	1.8	--
26	PETROLEUM & COAL PRODUCTS	285.1	4.2	27.6	65.9	50.7	19.1
27	CHEMICALS, CHEMICAL PROD.	8.7	1.9	--	10.3	10.5	--
28	MISC. MANUFACTURED PRODUCTS	6.6	9.0	--	5.3	6.0	--
29	RESIDENTIAL CONSTRUCTION	--	--	--	--	--	--
30	NON-RESIDENTIAL CONSTRUCTION	--	--	--	--	--	--
31	REPAIR CONSTRUCTION	241.6	68.3	116.8	8.5	48.0	1333.4
32	TRANSPORTATION & STORAGE	862.2	90.9	14.5	173.6	105.0	11.1
33	COMMUNICATION SERVICES	115.2	78.2	10.7	148.6	191.9	242.8
34	OTHER UTILITIES	47.5	9.8	47.8	35.0	151.2	86.4
35	WHOLESALE MARGINS	177.0	6.7	16.7	73.4	36.6	10.5
36	RETAIL MARGINS	62.2	21.7	2.0	15.0	14.1	3.0
37	IMPUTED RENT OWNER OCPOD, DWEL.	241.8	46.0	59.4	338.4	685.9	1247.6
38	OTHER FINANCE, INS., REAL ESTATE	73.1	44.1	18.1	140.7	91.8	299.1
39	BUSINESS SERVICES	266.1	68.3	21.6	55.1	54.3	81.1
40	PERSONAL & OTHER MISC. SERVICE	40.8	2.6	15.6	14.6	17.8	2.5
41	TRANSPORTATION MARGINS	436.0	66.8	41.5	258.2	420.4	267.6
42	OPERATING, OFFICE, LAB & FOOD	111.5	41.5	14.2	374.3	347.4	331.3
43	TRAVEL, ADVERTISING, PROMOTION	--	--	--	--	3.3	--
44	NON-COMPETING IMPORTS	--	--	--	--	--	--
45	UNALLOCATED IMPORTS & EXPORTS	--	--	--	--	--	--
46	NET INDIRECT TAXES	404.5	92.9	62.8	126.7	257.4	2930.9
47	LABOUR INCOME	3264.3	1433.3	610.1	3245.6	4443.5	3260.6
48	NET INCOME UNINC. BUSINESS	186.2	0.7	5.0	821.3	821.3	1692.3
49	OTHER OPERATING SURPLUS	1656.5	1144.3	1525.6	1147.9	1221.5	5717.2
	TOTAL	8890.2	3141.0	2732.4	6622.6	9434.1	17579.2

NOTE: DETAIL MAY NOT ADD DUE TO ROUNDING.

TABLE 101. USE (INPUT) MATRIX (AGGREGATION - S), 1972 (MILLIONS OF DOLLARS) - CONCLUDED

NO.	COMMODITY AGGREGATION - S	BUSINESS & PERSONAL SERVICES	TRANS. MARGINS	OPERATING OFFICE SUPPLIES	TRAVEL, PROMOTION, ADVG.	TOTAL INDUSTRIES
1	GRAINS	--	--	--	--	383.5
2	OTHER AGRICULTURAL PRODUCTS	78.2	--	47.6	--	3443.6
3	FORESTRY PRODUCTS	--	--	--	--	1644.1
4	FISHING & TRAPPING PRODUCTS	10.4	--	1.8	--	218.4
5	METALLIC ORES & CONCENTRATES	0.9	--	--	--	1560.3
6	MINERAL FUELS	3.9	--	--	--	1976.5
7	NON-METALLIC MINERALS	0.7	--	0.4	--	322.4
8	SERVICES INCIDENTAL TO MINING	--	--	--	--	340.1
9	MEAT, FISH & DAIRY PRODUCTS	582.1	--	169.4	--	1693.4
10	FRUIT, VEG. FEED, MISC. FOOD PROD.	171.4	--	97.0	--	1661.7
11	BEVERAGES	15.7	--	14.5	46.7	120.7
12	TOBACCO & TOBACCO PRODUCTS	--	--	--	--	128.6
13	RUBBER, LEATHER, PLASTIC, FAB. PROD.	11.0	--	270.8	3.9	1321.1
14	TEXTILE PRODUCTS	76.5	--	40.9	--	1967.8
15	KNITTED PRODUCTS & CLOTHING	2.7	--	15.3	--	199.2
16	LUMBER, SAWMILL, OTHER WOOD PROD.	19.1	--	3.7	--	1866.0
17	FURNITURE & FIXTURES	1.6	--	--	--	66.9
18	PAPER & PAPER PRODUCTS	66.7	--	295.8	2.1	2399.1
19	PRINTING & PUBLISHING	11.0	--	397.9	796.3	1491.4
20	PRIMARY METAL PRODUCTS	4.1	--	23.3	--	4102.7
21	METAL FABRICATED PRODUCTS	6.4	--	398.2	--	3856.0
22	MACHINERY & EQUIPMENT	0.1	--	875.8	--	1728.9
23	AUTOS, TRUCKS, OTHER TRANSP. EQP.	--	--	414.8	34.9	3710.7
24	ELEC. & COMMUNICATIONS PROD.	11.0	--	262.6	4.4	1945.8
25	NON-METALLIC MINERAL PRODUCTS	0.8	--	33.7	--	1686.7
26	PETROLEUM & COAL PRODUCTS	62.3	--	7.0	50.3	1474.4
27	CHEMICALS, CHEMICAL PROD.	97.1	--	338.9	2.3	2642.3
28	MISC. MANUFACTURED PRODUCTS	104.1	--	217.4	60.4	871.8
29	RESIDENTIAL CONSTRUCTION	--	--	--	--	--
30	NON-RESIDENTIAL CONSTRUCTION	--	--	--	--	--
31	REPAIR CONSTRUCTION	27.4	--	--	--	2378.1
32	TRANSPORTATION & STORAGE	33.4	3936.5	--	573.4	6586.9
33	COMMUNICATION SERVICES	185.4	--	--	307.8	1646.0
34	OTHER UTILITIES	79.7	--	--	--	1268.3
35	WHOLESALE MARGINS	118.2	--	724.0	51.8	3742.8
36	RETAIL MARGINS	54.5	--	258.1	53.5	679.1
37	IMPUTED RENT OWNER OCPOD, DWEL.	--	--	--	--	--
38	OTHER FINANCE, INS., REAL ESTATE	580.9	--	--	--	5134.8
39	BUSINESS SERVICES	277.4	--	--	341.4	2696.0
40	PERSONAL & OTHER MISC. SERVICE	281.7	--	1095.4	824.5	3406.1
41	TRANSPORTATION MARGINS	45.5	--	187.3	17.4	1981.3
42	OPERATING, OFFICE, LAB & FOOD	744.4	--	--	--	5322.1
43	TRAVEL, ADVERTISING, PROMOTION	333.4	--	--	--	3091.4
44	NON-COMPETING IMPORTS	7.2	--	4.2	--	347.0
45	UNALLOCATED IMPORTS & EXPORTS	--	--	61.9	146.4	208.3
46	NET INDIRECT TAXES	245.8	--	567.6	260.2	6587.7
47	LABOUR INCOME	4205.1	--	--	--	42846.7
48	NET INCOME UNINC. BUSINESS	2598.9	--	--	--	7975.6
49	OTHER OPERATING SURPLUS	1329.7	--	--	--	24793.9
	TOTAL	12486.4	3936.5	6825.6	3577.9	165516.3

NOTE: DETAIL MAY NOT ADD DUE TO ROUNDING.

TABLE 102. FINAL DEMAND MATRIX (AGGREGATION - S), 1972 (MILLIONS OF DOLLARS)

NO.	COMMODITY AGGREGATION - S	CONS. EXP DURABLE	CONS. EXP SEMI DURABLE	CONS. EXP NON- DURABLE	CONS. EXP SERVICES	CONS. TRUCTION, BUSINESS	CONS. TRUCTION, GOVERNMENT	MACHINERY EQUIPMENT BUSINESS	MACHINERY EQUIPMENT GOVERNMENT
1	GRAINS
2	OTHER AGRICULTURAL PRODUCTS	..	15.7	754.9	22.1
3	FORESTRY PRODUCTS	30.8
4	FISHING & TRAPPING PRODUCTS	14.8
5	METALLIC ORES & CONCENTRATES
6	MINERALS FUELS	87.8	15.9
7	NON-METALLIC MINERALS	..	3.2	11.7
8	SERVICES INCIDENTAL TO MINING	171.4
9	MEAT FISH & DAIRY PRODUCTS	3276.0
10	FRUIT VEG. FEED MISC FOOD PROD	2448.2
11	BEVERAGES	1139.3
12	TOBACCO & TOBACCO PRODUCTS	411.2
13	RUBBER, LEATHER, PLASTIC FAB PRO	136.4	527.6	25.1	10.2	2.3
14	TEXTILE PRODUCTS	222.2	409.1	77.4	9.3	0.8
15	KNITTED PRODUCTS & CLOTHING	..	2042.0
16	LUMBER, SAWMILL, OTHER WOOD PROD	23.6	38.1	0.5	12.3	0.2
17	FURNITURE & FIXTURES	637.3	25.0	181.2	47.6
18	PAPER & PAPER PRODUCTS	..	15.3	251.2
19	PRINTING & PUBLISHING	..	497.4	..	30.0
20	PRIMARY METAL PRODUCTS	..	2.8	-59.0	..
21	METAL FABRICATED PRODUCTS	35.9	156.1	12.3	175.7	20.2
22	MACHINERY & EQUIPMENT	34.3	28.5	2330.8	59.2
23	AUTOS, TRUCKS, OTHER TRANSP. EQP	2561.9	94.5	..	1413.8	120.9
24	ELEC. & COMMUNICATIONS PROD	1168.1	77.4	1128.5	31.9
25	NON-METALLIC MINERAL PRODUCTS	..	88.7	19.1	0.2
26	PETROLEUM & COAL PRODUCTS	..	0.5	965.5	14.7
27	CHEMICALS, CHEMICAL PROD	19.8	75.9	723.4	5.0	..
28	MISC. MANUFACTURED PRODUCTS	522.3	278.8	84.7	8.2	165.2	85.0
29	RESIDENTIAL CONSTRUCTION	5124.1	24.0
30	NON-RESIDENTIAL CONSTRUCTION	5961.9	3475.1
31	REPAIR CONSTRUCTION	38.9
32	TRANSPORTATION & STORAGE	72.0	1232.6
33	COMMUNICATION SERVICES	1118.3
34	OTHER UTILITIES	1062.2	298.6
35	WHOLESALE MARGINS	713.2	386.1	1090.2	12.0	11.1	..	758.6	33.5
36	RETAIL MARGINS	1759.1	2090.4	2941.2	10.1	8.7	..	172.1	13.9
37	IMPUTED RENT OWNER OCED, DWEL	5943.3
38	OTHER FINANCIALS, REAL ESTATE	6381.3	643.0
39	BUSINESS SERVICES	306.9
40	PERSONAL & OTHER MISC SERVICE	758.9	70.7	..	6754.3
41	TRANSPORTATION MARGINS	141.4	162.7	341.0	3.1	1.9	..	158.5	9.9
42	OPERATING OFFICE LAB & FOOD	235.4
43	TRAVEL, ADVERTISING, PROMOTION	111.5
44	NON-COMPETING IMPORTS	113.2
45	UNALLOCATED IMPORTS & EXPORTS	129.0
46	NET INDIRECT TAXES	1061.5	761.9	3299.3	321.8	8.8	..	555.3	33.4
47	LABOUR INCOME	2214.9
48	NET INCOME UNINC. BUSINESS
49	OTHER OPERATING SURPLUS	158.5
	TOTAL	9796.0	7753.8	19233.9	25361.5	12025.3	3499.1	7036.5	459.0

NOTE: DETAIL MAY NOT ADD DUE TO ROUNDING.

TABLE 102. FINAL DEMAND MATRIX (AGGREGATION - S), 1972 (MILLIONS OF DOLLARS) - CONCLUDED

NO.	COMMODITY AGGREGATION - S	INVEN- TORIES	DOMESTIC EXPORTS	RE-EXPORTS	IMPORTS	GOVT. GROSS CURRENT EXPEND	GOVT. SALE OF GOOD & SERVICES	FINAL EXPEND. ON GDP
1	GRAINS	-343.5	931.0	1.0	-26.8	..	-0.3	561.5
2	OTHER AGRICULTURAL PRODUCTS	39.1	335.9	3.0	-405.1	19.3	-10.3	774.7
3	FORESTRY PRODUCTS	-69.2	29.2	..	-52.5	-61.6
4	FISHING & TRAPPING PRODUCTS	-0.4	81.5	4.5	-67.8	..	-0.2	32.3
5	METALLIC ORES & CONCENTRATES	-5.8	953.4	0.3	-235.7	3.2	..	715.3
6	MINERALS FUELS	49.3	1236.8	0.5	-1305.0	15.8	-21.0	280.2
7	NON-METALLIC MINERALS	17.1	260.8	2.3	-113.6	30.9	-0.1	212.4
8	SERVICES INCIDENTAL TO MINING	171.4
9	MEAT FISH & DAIRY PRODUCTS	59.7	524.3	7.0	-294.4	..	-1.8	3565.9
10	FRUIT VEG. FEED MISC FOOD PROD	51.3	243.2	14.9	-499.5	2258.3
11	BEVERAGES	24.0	203.2	0.1	-156.1	1210.5
12	TOBACCO & TOBACCO PRODUCTS	-4.9	57.9	0.2	-14.6	449.8
13	RUBBER, LEATHER, PLASTIC FAB PRO	46.3	90.8	6.3	-94.7	260.4
14	TEXTILE PRODUCTS	81.5	90.7	9.1	-809.8	27.1	..	37.4
15	KNITTED PRODUCTS & CLOTHING	74.7	78.0	3.5	-363.8	02.4	-3.0	1843.7
16	LUMBER, SAWMILL, OTHER WOOD PROD	-33.7	1365.3	2.5	-198.5	..	-8.8	1291.3
17	FURNITURE & FIXTURES	21.1	44.7	0.9	-94.1	6.0	..	869.6
18	PAPER & PAPER PRODUCTS	-11.9	2082.0	1.7	-275.8	2062.4
19	PRINTING & PUBLISHING	13.2	40.3	7.6	-312.5	90.4	-14.2	352.3
20	PRIMARY METAL PRODUCTS	-101.4	2047.7	78.4	-875.3	..	-0.5	1092.7
21	METAL FABRICATED PRODUCTS	-28.6	306.0	17.1	-858.5	30.3	..	-133.5
22	MACHINERY & EQUIPMENT	8.2	752.7	83.0	-2794.2	20.9	-0.6	-522.8
23	AUTOS, TRUCKS, OTHER TRANSP. EQP	394.1	4873.1	97.0	-5515.6	188.1	-1.2	4228.5
24	ELEC. & COMMUNICATIONS PROD	143.5	494.2	32.0	-1569.0	32.1	-2.6	1512.1
25	NON-METALLIC MINERAL PRODUCTS	-1.4	143.5	1.4	-285.6	-34.1
26	PETROLEUM & COAL PRODUCTS	13.9	187.5	7.7	-238.3	129.7	-12.3	1068.8
27	CHEMICALS, CHEMICAL PROD	33.8	544.6	22.9	-1036.2	129.0	-1.2	517.0
28	MISC. MANUFACTURED PRODUCTS	52.3	225.3	42.5	-1104.0	92.2	-16.7	436.0
29	RESIDENTIAL CONSTRUCTION	5140.1
30	NON-RESIDENTIAL CONSTRUCTION	41.0	..	9478.0
31	REPAIR CONSTRUCTION	605.5	..	644.4
32	TRANSPORTATION & STORAGE	..	755.3	..	-151.2	300.5	-83.1	2126.1
33	COMMUNICATION SERVICES	..	34.9	..	-38.0	213.9	-0.2	1328.9
34	OTHER UTILITIES	..	64.8	..	-6.3	248.7	-251.9	1416.1
35	WHOLESALE MARGINS	..	316.9	24.2	-126.5	83.3	..	3802.7
36	RETAIL MARGINS	16.4	..	7012.0
37	IMPUTED RENT OWNER OCED, DWEL	5943.3
38	OTHER FINANCIALS, REAL ESTATE	..	92.8	..	-349.2	343.2	-266.9	6844.1
39	BUSINESS SERVICES	..	182.7	..	-514.3	507.9	-49.2	434.1
40	PERSONAL & OTHER MISC SERVICE	..	4.0	..	-21.6	2057.5	-995.7	8628.1
41	TRANSPORTATION MARGINS	..	1091.6	7.9	..	37.2	..	1955.2
42	OPERATING OFFICE LAB & FOOD	1268.1	..	1503.6
43	TRAVEL, ADVERTISING, PROMOTION	374.9	..	486.4
44	NON-COMPETING IMPORTS	-8.0	-452.2	-347.0
45	UNALLOCATED IMPORTS & EXPORTS	..	1798.3	..	-2135.7	-208.3
46	NET INDIRECT TAXES	..	1.1	..	1136.0	109.2	..	7288.3
47	LABOUR INCOME	13487.4	..	15702.3
48	NET INCOME UNINC. BUSINESS
49	OTHER OPERATING SURPLUS	1496.0	..	1654.5
	TOTAL	514.8	23065.9	479.1	-22654.9	22818.3	-1741.6	1066849.0

NOTE: DETAIL MAY NOT ADD DUE TO ROUNDING.

TABLE 103. IMPACT (INVERSE) MATRIX (AGGREGATION - S), 1972

NO.	COMMODITY AGGREGATION - S	AGRICULTURE	FORESTRY	FISHING, HUNTING & TRAPPING	MINES, QUARRIES & OIL, WELLS	MANUFACTURING	CONSTRUCTION	TRANS. & STORAGE	COMMUNICATION
1	GRAINS	1.0573	0.0076	0.0008	0.0169	0.3024	0.0305	0.0417	0.0088
2	OTHER AGRICULTURAL PRODUCTS	1.0514	0.0103	0.0010	0.0170	0.3042	0.0304	0.0420	0.0089
3	FORESTRY PRODUCTS	0.0448	1.0526	0.0006	0.0103	0.1952	0.0299	0.1426	0.0109
4	FISHING & TRAPPING PRODUCTS	0.0097	0.0046	1.0066	0.0106	0.1867	0.0059	0.0280	0.0058
5	METALLIC ORES & CONCENTRATES	0.0115	0.0051	0.0006	0.9869	0.2083	0.0358	0.0307	0.0092
6	MINERALS FUELS	0.0076	0.0032	0.0004	1.0497	0.1280	0.0372	0.0288	0.0088
7	NON-METALLIC MINERALS	0.0101	0.0045	0.0005	1.0096	0.1793	0.0363	0.0300	0.0091
8	SERVICES INCIDENTAL TO MINING	0.0074	0.0031	0.0004	1.0526	0.1243	0.0373	0.0287	0.0088
9	MEAT, FISH & DAIRY PRODUCTS	0.0828	0.0319	0.0037	0.0544	1.3213	0.0156	0.0566	0.0153
10	FRUIT, VEG., FEED, MISC. FOOD PROD.	0.0731	0.0335	0.0035	0.0570	1.3882	0.0154	0.0581	0.0148
11	BEVERAGES	0.0698	0.0337	0.0035	0.0574	1.3977	0.0154	0.0582	0.0148
12	TOBACCO & TOBACCO PRODUCTS	0.0697	0.0337	0.0035	0.0573	1.3966	0.0154	0.0582	0.0148
13	RUBBER, LEATHER, PLASTIC FAB. PRO.	0.0696	0.0336	0.0035	0.0572	1.3935	0.0154	0.0582	0.0148
14	TEXTILE PRODUCTS	0.0694	0.0335	0.0035	0.0571	1.3900	0.0154	0.0581	0.0149
15	KNITTED PRODUCTS & CLOTHING	0.0697	0.0337	0.0035	0.0574	1.3970	0.0154	0.0582	0.0148
16	LUMBER, SAWMILL, OTHER WOOD PROD.	0.0695	0.0374	0.0035	0.0572	1.3929	0.0154	0.0585	0.0148
17	FURNITURE & FIXTURES	0.0695	0.0336	0.0035	0.0572	1.3921	0.0154	0.0581	0.0148
18	PAPER & PAPER PRODUCTS	0.0697	0.0337	0.0035	0.0574	1.3971	0.0154	0.0582	0.0148
19	PRINTING & PUBLISHING	0.0697	0.0337	0.0035	0.0573	1.3960	0.0154	0.0582	0.0148
20	PRIMARY METAL PRODUCTS	0.0698	0.0337	0.0035	0.0575	1.3975	0.0154	0.0582	0.0148
21	METAL FABRICATED PRODUCTS	0.0696	0.0337	0.0035	0.0573	1.3947	0.0154	0.0582	0.0148
22	MACHINERY & EQUIPMENT	0.0689	0.0334	0.0035	0.0709	1.3803	0.0157	0.0578	0.0147
23	AUTOS, TRUCKS, OTHER TRANSP. EQP.	0.0693	0.0335	0.0035	0.0571	1.3890	0.0155	0.0651	0.0148
24	ELIC. & COMMUNICATIONS PROD.	0.0674	0.0326	0.0034	0.0554	1.3496	0.0158	0.0576	0.0506
25	NON-METALLIC MINERAL PRODUCTS	0.0695	0.0336	0.0035	0.0615	1.3916	0.0155	0.0580	0.0148
26	PETROLEUM & COAL PRODUCTS	0.0679	0.0328	0.0034	0.0864	1.3594	0.0161	0.0581	0.0146
27	CHEMICALS, CHEMICAL PROD.	0.0670	0.0324	0.0034	0.1012	1.3415	0.0164	0.0569	0.0145
28	MISC. MANUFACTURED PRODUCTS	0.0682	0.0329	0.0034	0.0561	1.3644	0.0153	0.0580	0.0152
29	RESIDENTIAL CONSTRUCTION	0.0218	0.0106	0.0011	0.0279	0.4126	1.0092	0.0524	0.0112
30	NON-RESIDENTIAL CONSTRUCTION	0.0218	0.0106	0.0011	0.0279	0.4126	1.0092	0.0524	0.0112
31	REPAIR CONSTRUCTION	0.0218	0.0106	0.0011	0.0279	0.4126	1.0092	0.0524	0.0112
32	TRANSPORTATION & STORAGE	0.0088	0.0041	0.0004	0.0094	0.1466	0.0366	1.1210	0.0205
33	COMMUNICATION SERVICES	0.0045	0.0019	0.0002	0.0038	0.0743	0.0266	0.0418	1.0301
34	OTHER UTILITIES	0.0038	0.0018	0.0002	0.0277	0.0677	0.0473	0.0245	0.0070
35	WHOLESALE MARGINS	0.0197	0.0100	0.0010	0.0169	0.3687	0.0111	0.0518	0.0286
36	RETAIL MARGINS	0.0278	0.0026	0.0003	0.0063	0.0986	0.0158	0.0121	0.0278
37	IMPLIED RENT OWNER OCED. DWEL.	0.0036	0.0016	0.0002	0.0043	0.0617	0.0841	0.0122	0.0190
38	OTHER FINANCES, REAL ESTATE	0.0052	0.0021	0.0002	0.0089	0.0779	0.0906	0.0164	0.0191
39	BUSINESS SERVICES	0.0172	0.0049	0.0011	0.0095	0.1951	0.0113	0.0289	0.0300
40	PERSONAL & OTHER MISC. SERVICE	0.0186	0.0077	0.0013	0.0113	0.1922	0.0223	0.0154	0.0248
41	TRANSPORTATION MARGINS	0.0086	0.0040	0.0004	0.0091	0.1425	0.0356	1.0899	0.0199
42	OPERATING OFFICE LAB & FOOD	0.0376	0.0143	0.0018	0.0265	0.5675	0.0118	0.0628	0.0145
43	TRAVEL, ADVERTISING, PROMOTION	0.0236	0.0107	0.0013	0.0187	0.4089	0.0177	0.2078	0.1027

TABLE 103. IMPACT (INVERSE) MATRIX (AGGREGATION - S), 1972 - CONCLUDED

NO.	COMMODITY AGGREGATION - S	ELIC. POWER GAS, OTHER UTILITIES	WHOLESALE TRADE	RETAIL TRADE	FINANCE, INS. & REAL EST.	BUSINESS & PERSONAL SERVICES	TRANS. MARGINS	OPERATING OFFICE SUPPLIES	TRAVEL, PROMOTION, ADVTG.
1	GRAINS	0.0130	0.0414	0.0145	0.0467	0.0264	0.0283	0.0859	0.0126
2	OTHER AGRICULTURAL PRODUCTS	0.0130	0.0414	0.0155	0.0468	0.0265	0.0283	0.0860	0.0127
3	FORESTRY PRODUCTS	0.0068	0.0325	0.0183	0.1017	0.0659	0.0127	0.1399	0.0162
4	FISHING & TRAPPING PRODUCTS	0.0037	0.0268	0.0077	0.0221	0.0179	0.0135	0.0220	0.0076
5	METALLIC ORES & CONCENTRATES	0.0222	0.0240	0.0096	0.0532	0.0127	0.0925	0.0173	0.0173
6	MINERALS FUELS	0.0226	0.0231	0.0095	0.0992	0.0539	0.0114	0.0944	0.0158
7	NON-METALLIC MINERALS	0.0223	0.0237	0.0095	0.0966	0.0535	0.0122	0.0932	0.0168
8	SERVICES INCIDENTAL TO MINING	0.0226	0.0230	0.0095	0.0994	0.0540	0.0113	0.0945	0.0158
9	MEAT, FISH & DAIRY PRODUCTS	0.0165	0.0374	0.0561	0.0383	0.0422	0.0310	0.0648	0.0386
10	FRUIT, VEG., FEED, MISC. FOOD PROD.	0.0165	0.0417	0.0115	0.0363	0.0426	0.0321	0.0648	0.0388
11	BEVERAGES	0.0165	0.0385	0.0105	0.0362	0.0427	0.0322	0.0648	0.0388
12	TOBACCO & TOBACCO PRODUCTS	0.0165	0.0393	0.0105	0.0362	0.0427	0.0322	0.0648	0.0388
13	RUBBER, LEATHER, PLASTIC FAB. PRO.	0.0165	0.0416	0.0105	0.0362	0.0427	0.0321	0.0648	0.0389
14	TEXTILE PRODUCTS	0.0165	0.0430	0.0118	0.0363	0.0427	0.0320	0.0647	0.0389
15	KNITTED PRODUCTS & CLOTHING	0.0165	0.0387	0.0108	0.0362	0.0427	0.0322	0.0648	0.0388
16	LUMBER, SAWMILL, OTHER WOOD PROD.	0.0165	0.0389	0.0106	0.0364	0.0428	0.0321	0.0651	0.0387
17	FURNITURE & FIXTURES	0.0165	0.0426	0.0105	0.0363	0.0427	0.0321	0.0647	0.0389
18	PAPER & PAPER PRODUCTS	0.0165	0.0389	0.0105	0.0362	0.0427	0.0322	0.0648	0.0388
19	PRINTING & PUBLISHING	0.0165	0.0397	0.0105	0.0362	0.0427	0.0321	0.0648	0.0388
20	PRIMARY METAL PRODUCTS	0.0165	0.0384	0.0105	0.0362	0.0427	0.0322	0.0648	0.0388
21	METAL FABRICATED PRODUCTS	0.0165	0.0407	0.0105	0.0362	0.0427	0.0321	0.0648	0.0389
22	MACHINERY & EQUIPMENT	0.0166	0.0382	0.0105	0.0370	0.0428	0.0319	0.0652	0.0385
23	AUTOS, TRUCKS, OTHER TRANSP. EQP.	0.0165	0.0388	0.0106	0.0362	0.0427	0.0320	0.0648	0.0387
24	ELIC. & COMMUNICATIONS PROD.	0.0161	0.0385	0.0106	0.0357	0.0426	0.0312	0.0636	0.0381
25	NON-METALLIC MINERAL PRODUCTS	0.0166	0.0390	0.0103	0.0364	0.0427	0.0321	0.0649	0.0387
26	PETROLEUM & COAL PRODUCTS	0.0168	0.0380	0.0105	0.0380	0.0430	0.0315	0.0657	0.0381
27	CHEMICALS, CHEMICAL PROD.	0.0168	0.0379	0.0105	0.0389	0.0432	0.0313	0.0661	0.0378
28	MISC. MANUFACTURED PRODUCTS	0.0163	0.0617	0.0105	0.0367	0.0429	0.0315	0.0645	0.0394
29	RESIDENTIAL CONSTRUCTION	0.0067	0.0535	0.0144	0.0349	0.0619	0.0294	0.0414	0.0219
30	NON-RESIDENTIAL CONSTRUCTION	0.0067	0.0535	0.0144	0.0349	0.0619	0.0294	0.0414	0.0219
31	REPAIR CONSTRUCTION	0.0067	0.0535	0.0144	0.0349	0.0619	0.0294	0.0414	0.0219
32	TRANSPORTATION & STORAGE	0.0095	0.0309	0.0194	0.0403	0.0527	0.0113	0.0683	0.0227
33	COMMUNICATION SERVICES	0.0048	0.0098	0.0137	0.0218	0.0414	0.0043	0.0314	0.0187
34	OTHER UTILITIES	0.0095	0.0118	0.0048	0.0287	0.0091	0.0246	0.0097	0.0097
35	WHOLESALE MARGINS	0.0093	0.0089	0.0110	0.0544	0.0610	0.0121	0.0551	0.0587
36	RETAIL MARGINS	0.0216	0.0141	0.0036	0.0786	0.0609	0.0571	0.0434	0.0434
37	IMPLIED RENT OWNER OCED. DWEL.	0.0061	0.0089	0.0051	1.0754	0.0341	0.0041	0.0241	0.0242
38	OTHER FINANCES, REAL ESTATE	0.0066	0.0135	0.0107	1.0330	0.0423	0.0047	0.0257	0.0246
39	BUSINESS SERVICES	0.0094	0.0233	0.0169	0.0610	1.0276	0.0107	0.0747	0.0361
40	PERSONAL & OTHER MISC. SERVICE	0.0142	0.0678	0.1434	0.0703	0.8212	0.0104	0.0708	0.0379
41	TRANSPORTATION MARGINS	0.0092	0.0360	0.0189	0.0392	0.0312	1.0110	0.0664	0.0221
42	OPERATING OFFICE LAB & FOOD	0.0101	0.1102	0.0654	0.0335	0.1464	0.0423	1.0438	0.0278
43	TRAVEL, ADVERTISING, PROMOTION	0.0099	0.0429	0.0535	0.0383	0.2801	0.0177	0.0510	1.0265

TABLE 104. MAKE (OUTPUT) MATRIX (AGGREGATION - M), 1972 (MILLIONS OF DOLLARS)

NO.	COMMODITY AGGREGATION - M	AGRICUL- TURE	FOREST- RY	FISHING, HUNTING & TRAPPING	METAL MINES	MINERAL FUELS	NON-METAL- MINES & QUARRIES	SERVICES INCIDENTAL TO MINING	FOOD & BEVERAGE INDUSTRIES
1	GRAINS.....	944.0	--	--	--	--	--	--	0.9
2	LIVE ANIMALS.....	2196.1	--	0.9	--	--	--	--	--
3	OTHER AGRICULTURAL PRODUCTS.....	1993.8	10.2	--	--	--	--	--	13.3
4	FORESTRY PRODUCTS.....	45.5	1493.1	--	--	--	--	--	--
5	FISH LANDINGS.....	--	--	233.1	--	--	--	--	--
6	HUNTING & TRAPPING PRODUCTS.....	--	--	17.7	--	--	--	--	--
7	IRON ORES & CONCENTRATES.....	--	--	--	432.7	--	--	--	--
8	OTHER METAL ORES & CONCENTRATES.....	--	--	--	1692.9	--	--	--	--
9	COAL.....	--	--	--	--	135.6	--	--	--
10	CRUDE MINERAL OILS.....	--	--	--	--	1744.6	--	--	--
11	NATURAL GAS.....	--	--	--	--	369.9	--	--	--
12	NON-METALLIC MINERALS.....	--	--	--	1.4	37.3	473.0	--	1.2
13	SERVICES INCIDENTAL TO MINING.....	--	--	--	42.2	--	6.0	463.5	--
14	MEAT PRODUCTS.....	78.3	--	--	--	--	--	--	2954.2
15	DAIRY PRODUCTS.....	1.4	--	--	--	--	--	--	1531.1
16	FISH PRODUCTS.....	--	--	2.0	--	--	--	--	420.0
17	FRUITS & VEGETABLES PREPARATIONS.....	--	--	--	--	--	--	--	682.4
18	FEEDS.....	--	--	--	--	--	--	--	809.1
19	FLOUR, WHEAT MEAL & OTHER CEREALS.....	--	--	--	--	--	--	--	220.1
20	BREAKFAST CEREAL & BAKERY PROD.....	--	--	--	--	--	--	--	808.4
21	SUGAR.....	--	--	--	--	--	--	--	263.9
22	MISC. FOOD PRODUCTS.....	14.3	--	--	--	--	--	--	1083.8
23	SOFT DRINKS.....	--	--	--	--	--	--	--	405.6
24	ALCOHOLIC BEVERAGES.....	--	--	--	--	--	--	--	925.6
25	TOBACCO PROCESSED UNMANUFACTURED.....	--	--	--	--	--	--	--	--
26	CIGARETTES & TOBACCO MFG.....	--	--	--	--	--	--	--	--
27	TIRES & TUBES.....	--	--	--	--	--	--	--	--
28	OTHER RUBBER PRODUCTS.....	--	--	--	--	--	--	--	--
29	PLASTIC FABRICATED PRODUCTS.....	--	--	--	--	--	--	--	--
30	LEATHER & LEATHER PRODUCTS.....	--	--	--	--	--	--	--	--
31	YARNS & MAN MADE FIBRES.....	--	--	--	--	--	--	--	--
32	FABRICS.....	--	--	--	--	--	--	--	--
33	OTHER TEXTILE PRODUCTS.....	--	--	--	--	--	--	--	--
34	HOSIERY & KNITTED WEAR.....	--	--	--	--	--	--	--	--
35	CLOTHING & ACCESSORIES.....	--	--	--	--	--	--	--	--
36	LUMBER & TIMBER.....	--	10.2	--	--	--	--	--	--
37	VENEER & PLYWOOD.....	--	--	--	--	--	--	--	--
38	OTHER WOOD FABRICATED MATERIALS.....	--	0.3	--	--	--	--	--	--
39	FURNITURE & FIXTURES.....	--	--	--	--	--	--	--	--
40	PULP.....	--	--	--	--	--	--	--	--
41	NEWSPRINT & OTHER PAPER STOCK.....	--	--	--	--	--	--	--	3.0
42	PAPER PRODUCTS.....	--	--	--	--	--	--	--	--
43	PRINTING & PUBLISHING.....	--	--	--	--	--	--	--	--
44	ADVERTISING, PRINT MEDIA.....	--	--	--	--	--	--	--	--
45	IRON & STEEL PRODUCTS.....	--	--	--	--	--	--	--	--
46	ALUMINUM PRODUCTS.....	--	--	--	--	--	--	--	--
47	COPPER & COPPER ALLOY PRODUCTS.....	--	--	--	--	--	--	--	--
48	NICKEL PRODUCTS.....	--	--	--	--	--	--	--	--
49	OTHER NON FERROUS METAL PRODUCTS.....	--	--	--	0.7	--	--	--	--
50	BOILERS, TANKS & PLATES.....	--	--	--	--	--	--	--	--
51	FABRICATED STRUCTURAL METAL PROD.....	--	--	--	--	--	--	--	--
52	OTHER METAL FABRICATED PRODUCTS.....	--	--	--	--	--	--	--	--
53	AGRICULTURAL MACHINERY.....	--	--	--	--	--	--	--	--
54	OTHER INDUSTRIAL MACHINERY.....	--	0.1	--	17.2	4.1	2.3	7.0	3.5
55	MOTOR VEHICLES.....	--	--	--	--	--	--	--	--
56	MOTOR VEHICLE PARTS.....	--	--	--	--	--	--	--	--
57	OTHER TRANSPORT EQUIPMENT.....	--	--	--	--	--	--	--	--
58	APPLIANCES & RECEIVERS, HOUSEHOLD.....	--	--	--	--	--	--	--	--
59	OTHER ELECTRICAL PRODUCTS.....	--	--	--	--	--	--	--	--
60	CEMENT & CONCRETE PRODUCTS.....	--	--	--	--	--	3.8	--	--
61	OTHER NON-METALLIC MINERAL PROD.....	--	--	--	--	--	3.0	--	--
62	GASOLINE & FUEL OIL.....	--	--	--	--	--	--	--	--
63	OTHER PETROLEUM & COAL PROD.....	--	--	--	--	74.3	--	--	--
64	INDUSTRIAL CHEMICALS.....	--	--	--	--	--	--	--	--
65	FERTILIZERS.....	--	--	--	--	--	0.1	--	12.3
66	PHARMACEUTICALS.....	--	--	--	--	--	138.8	--	--
67	OTHER CHEMICAL PRODUCTS.....	--	--	--	--	--	--	--	9.6
68	SCIENTIFIC EQUIPMENT.....	--	--	--	--	--	--	--	81.2
69	OTHER MANUFACTURED PRODUCTS.....	--	--	--	--	--	--	--	0.7
70	RESIDENTIAL CONSTRUCTION.....	--	--	--	--	--	--	--	--
71	NON-RESIDENTIAL CONSTRUCTION.....	--	--	--	--	--	--	--	--
72	REPAIR CONSTRUCTION.....	--	--	--	--	--	--	--	--
73	PIPELINE TRANSPORTATION.....	--	--	--	--	--	--	--	--
74	TRANSPORTATION & STORAGE.....	--	2.9	--	--	--	--	--	0.5
75	RADIO & TELEVISION BROADCASTING.....	--	--	--	--	--	--	--	--
76	TELEPHONE & TELEGRAPH.....	--	--	--	--	--	--	--	--
77	POSTAL SERVICES.....	--	--	--	--	--	--	--	--
78	ELECTRIC POWER.....	--	0.1	--	1.2	--	--	--	0.1
79	OTHER UTILITIES.....	--	--	--	--	--	--	--	--
80	WHOLESALE MARGINS.....	--	6.7	--	2.2	--	2.7	--	226.1
81	RETAIL MARGINS.....	--	--	--	--	--	--	--	--
82	IMPUTED RENT OWNER OCPD, DWEL.....	--	--	--	--	--	--	--	--
83	OTHER FINANCIALS, REAL ESTATE.....	6.2	0.8	--	4.5	30.1	6.8	2.8	5.3
84	BUSINESS SERVICES.....	--	--	--	--	--	--	--	--
85	EDUCATION SERVICES.....	--	--	--	--	--	--	--	--
86	HEALTH SERVICES.....	--	--	--	--	--	--	--	--
87	AMUSEMENT & RECREATION SERVICES.....	--	--	--	--	--	--	--	--
88	ACCOMMODATION & FOOD SERVICES.....	--	23.0	--	5.7	--	11.8	--	4.6
89	OTHER PERSONAL & MISC. SERVICES.....	--	8.2	3.4	3.5	0.2	5.4	3.7	2.7
90	TRANSPORTATION MARGINS.....	--	--	--	--	--	--	--	--
91	OPERATING, OFFICE, LAB & FOOD.....	--	--	--	--	--	--	--	--
92	TRAVEL, ADVERTISING & PROMOTION.....	--	--	--	--	--	--	--	--
TOTAL.....		5279.6	1555.7	257.1	2204.0	2796.2	642.8	477.0	10473.3

NOTE: DETAIL MAY NOT ADD DUE TO ROUNDING AND SUPPRESSION OF CONFIDENTIAL COMMODITIES.

TABLE 104. MAKE (OUTPUT) MATRIX (AGGREGATION - M), 1972 (MILLIONS OF DOLLARS) - CONTINUED

COMMODITY AGGREGATION - M	TOBACCO PRODUCTS INDUSTRIES	RUBBER & PLASTIC PROD. IND.	LEATHER INDUSTRIES	TEXTILE INDUSTRIES	KNITTING MILLS	CLOTHING INDUSTRIES	WOOD	FURNITURE, FIXTURE INDUSTRIES
NO.								
1 GRAINS.....	--	--	--	--	--	--	--	--
2 LIVE ANIMALS.....	--	--	--	--	--	--	--	--
3 OTHER AGRICULTURAL PRODUCTS.....	--	--	--	--	--	--	--	--
4 FORESTRY PRODUCTS.....	--	--	--	--	--	--	42.2	--
5 FISH LANDINGS.....	--	--	--	--	--	--	--	--
6 HUNTING & TRAPPING PRODUCTS.....	--	--	--	--	--	--	--	--
7 IRON ORES & CONCENTRATES.....	--	--	--	--	--	--	--	--
8 OTHER METAL ORES & CONCENTRATES.....	--	--	--	--	--	--	--	--
9 COAL.....	--	--	--	--	--	--	--	--
10 CRUDE MINERAL OILS.....	--	--	--	--	--	--	--	--
11 NATURAL GAS.....	--	--	--	--	--	--	--	--
12 NON-METALLIC MINERALS.....	--	--	--	--	--	--	--	--
13 SERVICES INCIDENTAL TO MINING.....	--	--	--	--	--	--	--	--
14 MEAT PRODUCTS.....	1.3	--	--	--	--	--	--	--
15 DAIRY PRODUCTS.....	--	--	--	--	--	--	--	--
16 FISH PRODUCTS.....	--	--	--	--	--	--	--	--
17 FRUITS & VEGETABLES PREPARATIONS.....	--	--	--	--	--	--	--	--
18 FEEDS.....	--	--	--	--	--	--	--	--
19 FLOUR,WHEAT,MEAL & OTHER CEREALS.....	--	--	--	--	--	--	--	--
20 BREAKFAST CEREAL & BAKERY PROD.....	--	--	--	--	--	--	--	--
21 SUGAR.....	--	--	--	--	--	--	--	--
22 MISC. FOOD PRODUCTS.....	--	--	--	--	--	--	--	--
23 SOFT DRINKS.....	--	--	--	--	--	--	--	--
24 ALCOHOLIC BEVERAGES.....	--	--	--	--	--	--	--	--
25 TOBACCO PROCESSED UNMANUFACTURED..	157.4	--	--	--	--	--	--	--
26 CIGARETTES & TOBACCO MFG.....	420.4	--	--	--	--	--	--	--
27 TIRES & TUBES.....	--	410.7	--	--	--	--	--	--
28 OTHER RUBBER PRODUCTS.....	--	190.7	19.4	10.6	--	--	--	--
29 PLASTIC FABRICATED PRODUCTS.....	--	415.3	0.5	6.9	--	--	--	--
30 LEATHER & LEATHER PRODUCTS.....	--	--	407.5	0.4	--	--	--	--
31 YARNS & MAN MADE FIBRES.....	--	--	--	403.9	--	--	--	--
32 FABRICS.....	--	2.9	--	552.7	172.8	--	--	0.1
33 OTHER TEXTILE PRODUCTS.....	--	2.2	1.0	811.8	3.1	3.5	--	6.0
34 HOSIERY & KNITTED WEAR.....	--	--	--	--	272.8	238.1	--	--
35 CLOTHING & ACCESSORIES.....	--	20.4	14.3	43.4	25.3	1414.4	--	0.2
36 LUMBER & TIMBER.....	--	--	--	--	--	--	1655.8	--
37 VENEER & PLYWOOD.....	--	--	--	--	--	--	368.4	--
38 OTHER WOOD FABRICATED MATERIALS.....	--	--	--	--	--	--	931.4	33.3
39 FURNITURE & FIXTURES.....	--	7.4	--	1.3	--	--	18.7	845.6
40 PULP.....	--	--	--	--	--	--	--	--
41 NEWSPRINT & OTHER PAPER STOCK.....	--	--	--	--	--	--	--	--
42 PAPER PRODUCTS.....	--	28.5	1.3	21.8	--	--	0.8	--
43 PRINTING & PUBLISHING.....	--	--	--	--	--	--	--	--
44 ADVERTISING,PRINT MEDIA.....	--	--	--	--	--	--	--	--
45 IRON & STEEL PRODUCTS.....	--	--	--	--	--	--	--	--
46 ALUMINUM PRODUCTS.....	--	0.4	--	--	--	--	--	--
47 COPPER & COPPER ALLOY PRODUCTS.....	--	--	--	--	--	--	--	--
48 NICKEL PRODUCTS.....	--	--	--	--	--	--	--	--
49 OTHER NON FERROUS METAL PRODUCTS.....	--	--	--	--	--	--	--	--
50 BOILERS, TANKS & PLATES.....	--	0.6	--	--	--	--	--	--
51 FABRICATED STRUCTURAL METAL PROD.....	--	2.5	--	--	--	--	--	0.6
52 OTHER METAL FABRICATED PRODUCTS.....	--	14.8	--	2.6	--	--	3.0	3.7
53 AGRICULTURAL MACHINERY.....	--	--	--	--	--	--	--	--
54 OTHER INDUSTRIAL MACHINERY.....	--	7.6	--	2.4	--	--	9.6	--
55 MOTOR VEHICLES.....	--	--	--	0.7	--	--	--	--
56 MOTOR VEHICLE PARTS.....	--	96.1	--	44.9	--	--	--	--
57 OTHER TRANSPORT EQUIPMENT.....	--	13.6	--	--	--	--	--	--
58 APPLIANCES & RECEIVERS,HOUSEHOLD.....	--	6.1	--	--	--	--	--	7.2
59 OTHER ELECTRICAL PRODUCTS.....	--	5.0	--	--	--	--	--	35.3
60 CEMENT & CONCRETE PRODUCTS.....	--	--	--	--	--	--	--	--
61 OTHER NON-METALLIC MINERAL PROD.....	--	--	--	--	--	--	--	0.9
62 GASOLINE & FUEL OIL.....	--	--	--	--	--	--	--	--
63 OTHER PETROLEUM & COAL PROD.....	--	--	--	--	--	--	--	--
64 INDUSTRIAL CHEMICALS.....	--	38.4	--	6.3	--	--	--	--
65 FERTILIZERS.....	--	--	--	--	--	--	--	--
66 PHARMACEUTICALS.....	--	--	--	--	--	--	--	--
67 OTHER CHEMICAL PRODUCTS.....	--	7.9	0.2	--	--	--	0.3	--
68 SCIENTIFIC EQUIPMENT.....	--	3.7	--	2.4	--	--	--	--
69 OTHER MANUFACTURED PRODUCTS.....	--	29.2	2.4	8.2	--	--	1.3	8.1
70 RESIDENTIAL CONSTRUCTION.....	--	--	--	--	--	--	--	--
71 NON-RESIDENTIAL CONSTRUCTION.....	--	--	--	--	--	--	--	--
72 REPAIR CONSTRUCTION.....	--	--	--	--	--	--	--	--
73 PIPELINE TRANSPORTATION.....	--	--	--	--	--	--	--	--
74 TRANSPORTATION & STORAGE.....	--	--	--	--	--	--	5.6	--
75 RADIO & TELEVISION BROADCASTING.....	--	--	--	--	--	--	--	--
76 TELEPHONE & TELEGRAPH.....	--	--	--	--	--	--	--	--
77 POSTAL SERVICES.....	--	--	--	--	--	--	--	--
78 ELECTRIC POWER.....	--	--	--	0.2	--	--	0.3	--
79 OTHER UTILITIES.....	--	--	--	--	--	--	--	--
80 WHOLESALE MARGINS.....	3.0	47.1	7.7	28.1	0.9	17.2	19.2	12.9
81 RETAIL MARGINS.....	--	--	--	--	--	--	--	--
82 IMPLIED RENT OWNER OCPD DWEL.....	--	--	--	--	--	--	--	--
83 OTHER FINANCE INS,REAL ESTATE.....	0.1	0.3	0.1	2.1	0.5	1.7	4.6	2.9
84 BUSINESS SERVICES.....	--	0.6	--	0.1	--	--	--	--
85 EDUCATION SERVICES.....	--	--	--	--	--	--	--	--
86 HEALTH SERVICES.....	--	--	--	--	--	--	--	--
87 AMUSEMENT & RECREATION SERVICES.....	--	--	--	--	--	--	--	--
88 ACCOMMODATION & FOOD SERVICES.....	0.1	0.8	0.1	0.9	0.1	0.3	1.2	0.9
89 OTHER PERSONAL & MISC. SERVICES.....	--	1.3	--	0.2	--	--	1.0	13.9
90 TRANSPORTATION MARGINS.....	--	--	--	--	--	--	--	--
91 OPERATING, OFFICE, LAB & FOOD.....	--	--	--	--	--	--	--	--
92 TRAVEL, ADVERTISING & PROMOTION.....	--	--	--	--	--	--	--	--
TOTAL.....	583.6	1387.4	456.0	1966.3	476.7	1678.2	3073.3	978.6

NOTE: DETAIL MAY NOT ADD DUE TO ROUNDING AND SUPPRESSION OF CONFIDENTIAL COMMODITIES.

TABLE 104. MAKE (OUTPUT) MATRIX (AGGREGATION - M). 1972 (MILLIONS OF DOLLARS) - CONTINUED

NO.	COMMODITY AGGREGATION - M	PAPER & ALLIED INDUSTRIES	PRINTING & PUBLISHING	PRIMARY METAL INDUSTRIES	METAL FA- BRICATING INDUSTRIES	MACHINERY INDUSTRIES	TRANS. EQUIPMENT INDUSTRIES	ELECTRICAL PRODUCTS INDUSTRIES	NON-METAL MINERAL PROD. IND.
1	GRAINS.....
2	LIVE ANIMALS.....
3	OTHER AGRICULTURAL PRODUCTS.....
4	FORESTRY PRODUCTS.....
5	FISH LANDINGS.....
6	HUNTING & TRAPPING PRODUCTS.....
7	IRON ORES & CONCENTRATES.....	10.0
8	OTHER METAL ORES & CONCENTRATES.....	119.6
9	COAL.....
10	CRUDE MINERAL OILS.....
11	NATURAL GAS.....
12	NON-METALLIC MINERALS.....	1.8	..	0.7	16.5
13	SERVICES INCIDENTAL TO MINING.....
14	METAL PRODUCTS.....
15	DAIRY PRODUCTS.....
16	FISH PRODUCTS.....
17	FRUITS & VEGETABLES PREPARATIONS.....
18	FEEDS.....
19	FLOUR, WHEAT MEAL & OTHER CEREALS.....
20	BREAKFAST CEREAL & BAKERY PROD.....
21	SUGAR.....
22	MISC. FOOD PRODUCTS.....
23	SOFT DRINKS.....
24	ALCOHOLIC BEVERAGES.....
25	TOBACCO PROCESSED UNMANUFACTURED.....
26	CIGARETTES & TOBACCO MFG.....
27	TIRES & TUBES.....
28	OTHER RUBBER PRODUCTS.....	0.5	..
29	PLASTIC FABRICATED PRODUCTS.....	26.9	6.1	..	8.4	..	1.5
30	LEATHER & LEATHER PRODUCTS.....
31	YARNS & MAN MADE FIBRES.....
32	FABRICS.....	..	0.3
33	OTHER TEXTILE PRODUCTS.....	2.1
34	HOSIERY & KNITTED WEAR.....
35	CLOTHING & ACCESSORIES.....
36	LUMBER & TIMBER.....
37	VENEER & PLYWOOD.....
38	OTHER WOOD FABRICATED MATERIALS.....	3.9	4.7	1.2
39	FURNITURE & FIXTURES.....	36.5	5.3	3.2	9.1	..
40	PULP.....	958.0
41	NEWSPRINT & OTHER PAPER STOCK.....	2069.3
42	PAPER PRODUCTS.....	1226.3	47.4	..	14.4
43	PRINTING & PUBLISHING.....	20.6	1265.5	0.5	..	1.7
44	ADVERTISING, PRINT MEDIA.....	..	543.9
45	IRON & STEEL PRODUCTS.....	2202.3	134.5	13.5	27.5
46	ALUMINUM PRODUCTS.....	8.6	..	705.3	8.0	..	0.4
47	COPPER & COPPER ALLOY PRODUCTS.....	827.8	11.6
48	NICKEL PRODUCTS.....	632.7	8.4
49	OTHER NON FERROUS METAL PRODUCTS.....	522.3	20.9	8.0	5.5	17.1	..
50	BOILERS, TANKS & PLATES.....	310.6	7.1
51	FABRICATED STRUCTURAL METAL PROD.....	111.8	732.6	12.2	8.3	7.2	4.5
52	OTHER METAL FABRICATED PRODUCTS.....	153.2	2100.2	83.0	52.0	66.2	..
53	AGRICULTURAL MACHINERY.....	1.2	9.5	289.0	3.1
54	OTHER INDUSTRIAL MACHINERY.....	23.1	2.5	60.1	224.1	1466.6	46.0	54.7	2.9
55	MOTOR VEHICLES.....	5.1	21.8	4279.9
56	MOTOR VEHICLE PARTS.....	89.3	4.7	1996.0	2.2	..
57	OTHER TRANSPORT EQUIPMENT.....	20.4	44.7	1218.7
58	APPLIANCES & RECEIVERS, HOUSEHOLD.....	27.0	25.3	..	820.5	..
59	OTHER ELECTRICAL PRODUCTS.....	12.0	20.5	132.3	61.7	2132.6	..
60	CEMENT & CONCRETE PRODUCTS.....	863.7
61	OTHER NON METALLIC MINERAL PROD.....	6.6	3.3	746.0
62	GASOLINE & FUEL OIL.....
63	OTHER PETROLEUM & COAL PROD.....	5.8	..	15.9	1.0
64	INDUSTRIAL CHEMICALS.....	8.7	..	28.4
65	FERTILIZERS.....
66	PHARMACEUTICALS.....
67	OTHER CHEMICAL PRODUCTS.....	0.9	..	3.8	4.3	10.6
68	SCIENTIFIC EQUIPMENT.....	5.1	4.2	..	31.5	..
69	OTHER MANUFACTURED PRODUCTS.....	9.9	46.2	4.5	..
70	RESIDENTIAL CONSTRUCTION.....
71	NON-RESIDENTIAL CONSTRUCTION.....
72	REPAIR CONSTRUCTION.....
73	PIPELINE TRANSPORTATION.....
74	TRANSPORTATION & STORAGE.....
75	RADIO & TELEVISION BROADCASTING.....
76	TELEPHONE & TELEGRAPH.....
77	POSTAL SERVICES.....
78	ELECTRIC POWER.....	5.2	..	18.4	0.1	0.2	0.1
79	OTHER UTILITIES.....
80	WHOLESALE MARGINS.....	32.8	28.4	7.7	76.1	89.2	504.6	164.5	34.4
81	RETAIL MARGINS.....
82	IMPUTED RENT OWNER OCCUP. DWEL.....
83	OTHER FINANCIALS, REAL ESTATE.....	9.0	3.3	0.4	2.6	2.7	5.6	1.0	2.2
84	BUSINESS SERVICES.....	0.7	1.5	30.6	6.9	0.7	..
85	EDUCATION SERVICES.....
86	HEALTH SERVICES.....
87	AMUSEMENT & RECREATION SERVICES.....
88	ACCOMMODATION & FOOD SERVICES.....	0.8	2.2	0.7	2.2	1.3	2.3	2.8	1.3
89	OTHER PERSONAL & MISC. SERVICES.....	2.8	0.4	0.3	35.7	49.9	47.2	41.2	1.3
90	TRANSPORTATION MARGINS.....
91	OPERATING, OFFICE, LAB. & FOOD.....
92	TRAVEL, ADVERTISING & PROMOTION.....
	TOTAL.....	4469.6	1982.4	5462.9	3968.8	2305.1	8305.3	3379.4	1726.2

NOTE: DETAILED MAY NOT ADD DUE TO ROUNDING AND SUPPRESSION OF CONFIDENTIAL COMMODITIES.

TABLE 104. MAKE (OUTPUT) MATRIX (AGGREGATION - M), 1972 (MILLIONS OF DOLLARS) - CONTINUED

NO.	COMMODITY AGGREGATION - M	PETROLEUM & COAL PROD. IND.	CHEMICAL & CHEMICAL PROD. IND.	MISC MANUFACTURING	CONSTR INDUSTRY	TRANS & STORAGE	COMMUNI- CATION	ELEC POWER GAS/OTHER UTILITIES	WHOLESALE TRADE
1	GRAINS.....
2	LIVE ANIMALS.....
3	OTHER AGRICULTURAL PRODUCTS.....
4	FORESTRY PRODUCTS.....	1.7	..
5	FISH LANDINGS.....
6	HUNTING & TRAPPING PRODUCTS.....
7	IRON ORES & CONCENTRATES.....
8	OTHER METAL ORES & CONCENTRATES.....	20.4
9	COAL.....
10	CRUDE MINERAL OILS.....
11	NATURAL GAS.....
12	NON-METALLIC MINERALS.....	..	1.9
13	SERVICES INCIDENTAL TO MINING.....
14	MEAT PRODUCTS.....
15	DAIRY PRODUCTS.....
16	FISH PRODUCTS.....	0.2
17	FRUITS & VEGETABLES PREPARATIONS.....	1.2
18	FEEDS.....	..	14.3	9.0
19	FLOUR, WHEAT MEAL & OTHER CEREALS.....	2.7
20	BREAKFAST CEREAL & BAKERY PROD.....
21	SUGAR.....
22	MISC. FOOD PRODUCTS.....	..	5.4
23	SOFT DRINKS.....
24	ALCOHOLIC BEVERAGES.....
25	TOBACCO PROCESSED UNMANUFACTURED.....
26	CIGARETTES & TOBACCO MFG.....	0.5
27	TIRES & TUBES.....
28	OTHER RUBBER PRODUCTS.....	7.1
29	PLASTIC FABRICATED PRODUCTS.....	..	5.2	17.2
30	LEATHER & LEATHER PRODUCTS.....	3.5	5.1
31	YARNS & MAN MADE FIBRES.....
32	FABRICS.....	1.3
33	OTHER TEXTILE PRODUCTS.....	6.1	9.3
34	HOSIERY & KNITTED WEAR.....	0.1
35	CLOTHING & ACCESSORIES.....	10.3	0.5
36	LUMBER & TIMBER.....	0.7
37	VENEER & PLYWOOD.....
38	OTHER WOOD FABRICATED MATERIALS.....	..	3.9	1.8	0.7
39	FURNITURE & FIXTURES.....	3.4	4.0
40	PULP.....
41	NEWSPRINT & OTHER PAPER STOCK.....	..	1.2	1.0	0.4
42	PAPER PRODUCTS.....	..	5.6	70.7	1.5
43	PRINTING & PUBLISHING.....	..	1.0	2.3
44	ADVERTISING, PRINT MEDIA.....
45	IRON & STEEL PRODUCTS.....
46	ALUMINUM PRODUCTS.....
47	COPPER & COPPER ALLOY PRODUCTS.....
48	NICKEL PRODUCTS.....
49	OTHER NON FERROUS METAL PRODUCTS.....	..	10.5	18.2
50	BOILERS, TANKS & PLATES.....
51	FABRICATED STRUCTURAL METAL PROD.....	1.9	1.3
52	OTHER METAL FABRICATED PRODUCTS.....	..	7.3	9.9	7.4
53	AGRICULTURAL MACHINERY.....
54	OTHER INDUSTRIAL MACHINERY.....	..	4.1	7.9
55	MOTOR VEHICLES.....
56	MOTOR VEHICLE PARTS.....	3.6
57	OTHER TRANSPORT EQUIPMENT.....	5.3	..	51.4	3.2
58	APPLIANCES & RECEIVERS, HOUSEHOLD.....	13.8
59	OTHER ELECTRICAL PRODUCTS.....	12.2	122.0	..	3.7
60	CEMENT & CONCRETE PRODUCTS.....
61	OTHER NON-METALLIC MINERAL PROD.....	1.5	1.1
62	GASOLINE & FUEL OIL.....	2064.6
63	OTHER PETROLEUM & COAL PROD.....	333.2	44.6	1.8	..	0.3	..
64	INDUSTRIAL CHEMICALS.....	1.5	1102.7	0.3
65	FERTILIZERS.....	..	72.7
66	PHARMACEUTICALS.....	..	418.5
67	OTHER CHEMICAL PRODUCTS.....	1.6	1179.6	8.9
68	SCIENTIFIC EQUIPMENT.....	407.8	0.3
69	OTHER MANUFACTURED PRODUCTS.....	24.0	24.6	639.9	33.4
70	RESIDENTIAL CONSTRUCTION.....	5148.1
71	NON-RESIDENTIAL CONSTRUCTION.....	9478.0
72	REPAIR CONSTRUCTION.....	3022.5
73	PIPELINE TRANSPORTATION.....	620.7	..	8.2	..
74	TRANSPORTATION & STORAGE.....	8065.2
75	RADIO & TELEVISION BROADCASTING.....	416.4
76	TELEPHONE & TELEGRAPH.....	2018.7
77	POSTAL SERVICES.....	539.8
78	ELECTRIC POWER.....	..	0.1	12.1	..	2203.0	..
79	OTHER UTILITIES.....	433.1	..
80	WHOLESALE MARGINS.....	5.5	151.4	73.4	5926.7
81	RETAIL MARGINS.....	13.1	..	35.4	..
82	IMPLIED RENT OWNER OCPD, DWEL.....
83	OTHER FINANCIALS, REAL ESTATE.....	50.0	2.8	2.1	112.1	32.4	1.7	3.5	43.8
84	BUSINESS SERVICES.....	0.9	3.8	0.1	..	10.1	23.5	0.2	4.0
85	EDUCATION SERVICES.....
86	HEALTH SERVICES.....
87	AMUSEMENT & RECREATION SERVICES.....	10.7
88	ACCOMMODATION & FOOD SERVICES.....	0.4	3.2	1.7	..	19.6	..	7.6	..
89	OTHER PERSONAL & MISC SERVICES.....	0.2	0.2	42.8	116.4	62.5	8.1	39.4	559.3
90	TRANSPORTATION MARGINS.....
91	OPERATING, OFFICE, LAB & FOOD.....
92	TRAVEL, ADVERTISING & PROMOTION.....
TOTAL.....		2483.9	3121.3	1402.9	17877.0	8890.2	3141.0	2732.4	6622.6

NOTE: DETAIL MAY NOT ADD DUE TO ROUNDING AND SUPPRESSION OF CONFIDENTIAL COMMODITIES.

TABLE 104. MAKE (OUTPUT) MATRIX (AGGREGATION - M), 1972 (MILLIONS OF DOLLARS) - CONTINUED

NO.	COMMODITY AGGREGATION - M	RETAIL TRADE	OWNER OCCUPIED DWELLINGS	FINANCE, INS. & REAL ESTATE	EDUCATION & HEALTH SERVICES	AMUSEMENT RECREATION SERVICES	SERVICE TO BUSINESS MANAGEMENT	ACCOMMODATION, FOOD SERVICES	PERSONAL & MISC. SERVICES
1	GRAINS.....
2	LIVE ANIMALS.....
3	OTHER AGRICULTURAL PRODUCTS.....	4.0
4	FORESTRY PRODUCTS.....
5	FISH LANDINGS.....
6	HUNTING & TRAPPING PRODUCTS.....
7	IRON ORES & CONCENTRATES.....
8	OTHER METAL ORES & CONCENTRATES.....
9	COAL.....
10	CRUDE MINERAL OILS.....
11	NATURAL GAS.....
12	NON-METALLIC MINERALS.....
13	SERVICES INCIDENTAL TO MINING.....
14	MEAT PRODUCTS.....	239.6
15	DAIRY PRODUCTS.....
16	FISH PRODUCTS.....
17	FRUITS & VEGETABLES PREPARATIONS.....
18	FEEDS.....
19	FLOUR,WHEAT,MEAL & OTHER CEREALS.....
20	BREAKFAST CEREAL & BAKERY PROD.....
21	SUGAR.....
22	MISC. FOOD PRODUCTS.....	3.6
23	SOFT DRINKS.....
24	ALCOHOLIC BEVERAGES.....
25	TOBACCO PROCESSED UNMANUFACTURED.....
26	CIGARETTES & TOBACCO MFG.....
27	TIRES & TUBES.....
28	OTHER RUBBER PRODUCTS.....
29	PLASTIC FABRICATED PRODUCTS.....
30	LEATHER & LEATHER PRODUCTS.....
31	YARNS & MAN MADE FIBRES.....
32	FABRICS.....
33	OTHER TEXTILE PRODUCTS.....	2.5
34	HOSIERY & KNITTED WEAR.....
35	CLOTHING & ACCESSORIES.....	0.5
36	LUMBER & TIMBER.....
37	VENEER & PLYWOOD.....
38	OTHER WOOD FABRICATED MATERIALS.....
39	FURNITURE & FIXTURES.....
40	PULP.....
41	NEWSPRINT & OTHER PAPER STOCK.....
42	PAPER PRODUCTS.....
43	PRINTING & PUBLISHING.....
44	ADVERTISING,PRINT MEDIA.....
45	IRON & STEEL PRODUCTS.....
46	ALUMINUM PRODUCTS.....
47	COPPER & COPPER ALLOY PRODUCTS.....
48	NICKEL PRODUCTS.....
49	OTHER NON FERROUS METAL PRODUCTS.....
50	BOILERS, TANKS & PLATES.....
51	FABRICATED STRUCTURAL METAL PROD.....
52	OTHER METAL FABRICATED PRODUCTS.....
53	AGRICULTURAL MACHINERY.....
54	OTHER INDUSTRIAL MACHINERY.....
55	MOTOR VEHICLES.....
56	MOTOR VEHICLE PARTS.....
57	OTHER TRANSPORT EQUIPMENT.....
58	APPLIANCES & RECEIVERS,HOUSEHOLD.....
59	OTHER ELECTRICAL PRODUCTS.....
60	CEMENT & CONCRETE PRODUCTS.....
61	OTHER NON-METALLIC MINERAL PROD.....
62	GASOLINE & FUEL OIL.....
63	OTHER PETROLEUM & COAL PROD.....
64	INDUSTRIAL CHEMICALS.....
65	FERTILIZERS.....
66	PHARMACEUTICALS.....
67	OTHER CHEMICAL PRODUCTS.....
68	SCIENTIFIC EQUIPMENT.....
69	OTHER MANUFACTURED PRODUCTS.....
70	RESIDENTIAL CONSTRUCTION.....
71	NON-RESIDENTIAL CONSTRUCTION.....
72	REPAIR CONSTRUCTION.....
73	PIPELINE TRANSPORTATION.....
74	TRANSPORTATION & STORAGE.....	8.9	..	0.9
75	RADIO & TELEVISION BROADCASTING.....
76	TELEPHONE & TELEGRAPH.....
77	POSTAL SERVICES.....
78	ELECTRIC POWER.....
79	OTHER UTILITIES.....	0.1	8.6
80	WHOLESALE MARGINS.....	75.9
81	RETAIL MARGINS.....	7570.1	25.3	8.9	31.2	7.1
82	IMPLIED RENT OWNER OCPD. DWEL.....	..	5943.3
83	OTHER FINANCE,INS,REAL ESTATE.....	63.1	..	11482.4	1.0	9.7	30.2	42.6	5.6
84	BUSINESS SERVICES.....	0.5	..	15.7	..	0.2	3029.9
85	EDUCATION SERVICES.....	291.3
86	HEALTH SERVICES.....	2043.0
87	AMUSEMENT & RECREATION SERVICES.....	832.6	5.3	0.3	..
88	ACCOMMODATION & FOOD SERVICES.....	151.1	..	0.5	..	36.7	0.1	4149.6	0.2
89	OTHER PERSONAL & MISC. SERVICES.....	1390.3	..	136.2	563.2	21.0	1266.7
90	TRANSPORTATION MARGINS.....
91	OPERATING, OFFICE, LAB. & FOOD.....
92	TRAVEL, ADVERTISING & PROMOTION.....
	TOTAL.....	9434.1	5943.3	11635.9	2335.3	904.5	3713.7	4244.7	1288.2

NOTE: DETAIL MAY NOT ADD DUE TO ROUNDING AND SUPPRESSION OF CONFIDENTIAL COMMODITIES.

TABLE 104. MAKE (OUTPUT) MATRIX (AGGREGATION - M), 1972 (MILLIONS OF DOLLARS) - CONCLUDED

COMMODITY AGGREGATION - M	TRANS. MARGINS	OPERATING OFFICE LAB & FOOD	TRAVEL PROMOTION, ADVIG.	TOTAL INDUSTRIES
NO.				
1 GRAINS.....	945.0
2 LIVE ANIMALS.....	2197.0
3 OTHER AGRICULTURAL PRODUCTS.....	2021.3
4 FORESTRY PRODUCTS.....	1582.5
5 FISH LANDINGS.....	233.1
6 HUNTING & TRAPPING PRODUCTS.....	17.7
7 IRON ORES & CONCENTRATES.....	442.7
8 OTHER METAL ORES & CONCENTRATES.....	1833.0
9 COAL.....	135.6
10 CRUDE MINERAL OILS.....	1751.2
11 NATURAL GAS.....	369.9
12 NON-METALLIC MINERALS.....	534.8
13 SERVICES INCIDENTAL TO MINING.....	511.7
14 MEAT PRODUCTS.....	3304.3
15 DAIRY PRODUCTS.....	1532.6
16 FISH PRODUCTS.....	422.4
17 FRUITS & VEGETABLES PREPARATIONS.....	683.6
18 FEEDS.....	832.4
19 FLOUR, WHEAT, MEAL & OTHER CEREALS.....	220.1
20 BREAKFAST CEREAL & BAKERY PROD.....	811.0
21 SUGAR.....	263.9
22 MISC. FOOD PRODUCTS.....	1109.1
23 SOFT DRINKS.....	405.6
24 ALCOHOLIC BEVERAGES.....	925.6
25 TOBACCO PROCESSED UNMANUFACTURED.....	157.4
26 CIGARETTES & TOBACCO MFG.....	421.0
27 TIRES & TUBES.....	410.8
28 OTHER RUBBER PRODUCTS.....	244.1
29 PLASTIC FABRICATED PRODUCTS.....	498.1
30 LEATHER & LEATHER PRODUCTS.....	428.4
31 YARNS & MAN MADE FIBRES.....	418.3
32 FABRICS.....	731.8
33 OTHER TEXTILE PRODUCTS.....	855.1
34 HOSIERY & KNITTED WEAR.....	511.3
35 CLOTHING & ACCESSORIES.....	1531.6
36 LUMBER & TIMBER.....	1710.1
37 VENEER & PLYWOOD.....	373.7
38 OTHER WOOD FABRICATED MATERIALS.....	983.5
39 FURNITURE & FIXTURES.....	936.5
40 PULP.....	958.0
41 NEWSPRINT & OTHER PAPER STOCK.....	2079.7
42 PAPER PRODUCTS.....	1423.9
43 PRINTING & PUBLISHING.....	1299.8
44 ADVERTISING, PRINT MEDIA.....	543.9
45 IRON & STEEL PRODUCTS.....	2380.6
46 ALUMINUM PRODUCTS.....	727.6
47 COPPER & COPPER ALLOY PRODUCTS.....	841.8
48 NICKEL PRODUCTS.....	642.1
49 OTHER NON FERROUS METAL PRODUCTS.....	603.2
50 BOILERS, TANKS & PLATES.....	321.3
51 FABRICATED STRUCTURAL METAL PROD.....	883.2
52 OTHER METAL FABRICATED PRODUCTS.....	2517.9
53 AGRICULTURAL MACHINERY.....	304.3
54 OTHER INDUSTRIAL MACHINERY.....	1947.4
55 MOTOR VEHICLES.....	4312.4
56 MOTOR VEHICLE PARTS.....	2265.0
57 OTHER TRANSPORT EQUIPMENT.....	1361.8
58 APPLIANCES & RECEIVERS, HOUSEHOLD.....	912.7
59 OTHER ELECTRICAL PRODUCTS.....	2545.2
60 CEMENT & CONCRETE PRODUCTS.....	869.1
61 OTHER NON-METALLIC MINERAL PROD.....	783.5
62 GASOLINE & FUEL OIL.....	2065.3
63 OTHER PETROLEUM & COAL PROD.....	477.8
64 INDUSTRIAL CHEMICALS.....	1207.3
65 FERTILIZERS.....	211.6
66 PHARMACEUTICALS.....	428.1
67 OTHER CHEMICAL PRODUCTS.....	1312.3
68 SCIENTIFIC EQUIPMENT.....	465.9
69 OTHER MANUFACTURED PRODUCTS.....	841.9
70 RESIDENTIAL CONSTRUCTION.....	5148.1
71 NON-RESIDENTIAL CONSTRUCTION.....	9478.0
72 REPAIR CONSTRUCTION.....	3022.5
73 PIPELINE TRANSPORTATION.....	628.9
74 TRANSPORTATION & STORAGE.....	8084.1
75 RADIO & TELEVISION BROADCASTING.....	416.4
76 TELEPHONE & TELEGRAPH.....	2018.7
77 POSTAL SERVICES.....	539.8
78 ELECTRIC POWER.....	2241.1
79 OTHER UTILITIES.....	443.3
80 WHOLESALE MARGINS.....	7545.5
81 RETAIL MARGINS.....	7691.2
82 IMPLIED RENT OWNER OCPD. DWEL.....	5943.3
83 OTHER FINANCIALS, REAL ESTATE.....	11978.9
84 BUSINESS SERVICES.....	3130.1
85 EDUCATION SERVICES.....	291.3
86 HEALTH SERVICES.....	2043.0
87 AMUSEMENT & RECREATION SERVICES.....	848.8
88 ACCOMMODATION & FOOD SERVICES.....	4422.5
89 OTHER PERSONAL & MISC SERVICES.....	4428.6
90 TRANSPORTATION MARGINS.....	3936.5	3936.5
91 OPERATING OFFICE, LAB. & FOOD.....	..	6825.6	..	6825.6
92 TRAVEL, ADVERTISING & PROMOTION.....	3577.9	3577.9
TOTAL.....	3936.5	6825.6	3577.9	165516.3

NOTE: DETAIL MAY NOT ADD DUE TO ROUNDING AND SUPPRESSION OF CONFIDENTIAL COMMODITIES.

TABLE 105. USE (INPUT) MATRIX (AGGREGATION - M), 1972 (MILLIONS OF DOLLARS)

NO.	COMMODITY AGGREGATION - M	AGRICUL- TURE	FOREST- RY	FISHING, HUNTING & TRAPPING	METAL MINES	MINERAL FUELS	NON-METAL MINES & QUARRIES	SERVICES INCIDENTAL TO MINING	FOOD & BEVERAGE INDUSTRIES
1	GRAINS.....	28.3	--	--	--	--	--	--	349.9
2	LIVE ANIMALS.....	68.1	--	--	--	--	--	--	1676.7
3	OTHER AGRICULTURAL PRODUCTS.....	151.3	--	--	--	--	--	--	1031.6
4	FORESTRY PRODUCTS.....	0.4	176.5	--	--	--	--	--	--
5	FISH LANDINGS.....	--	--	2.2	--	--	--	--	186.1
6	HUNTING & TRAPPING PRODUCTS.....	--	--	--	--	--	--	--	0.1
7	IRON ORES & CONCENTRATES.....	--	--	--	0.1	--	--	--	--
8	OTHER METAL ORES & CONCENTRATES.....	--	--	--	6.4	--	--	--	--
9	COAL.....	1.7	--	--	0.7	--	0.2	--	0.1
10	CRUDE MINERAL OILS.....	--	--	--	--	--	--	--	--
11	NATURAL GAS.....	1.1	--	--	1.8	2.0	1.6	--	5.5
12	NON-METALLIC MINERALS.....	5.8	--	0.4	13.6	0.5	2.9	1.7	7.5
13	SERVICES INCIDENTAL TO MINING.....	--	--	--	94.5	118.4	13.1	--	--
14	MEAT PRODUCTS.....	3.1	--	--	--	--	--	--	619.8
15	DAIRY PRODUCTS.....	--	--	--	--	--	--	--	236.5
16	FISH PRODUCTS.....	--	--	--	--	--	--	--	31.4
17	FRUITS & VEGETABLES PREPARATIONS.....	--	--	--	--	--	--	--	76.2
18	FEEDS.....	543.7	--	--	--	--	--	--	168.2
19	FLOUR, WHEAT, MEAL & OTHER CEREALS.....	--	--	--	--	--	--	--	120.6
20	BREAKFAST CEREAL & BAKERY PROD.....	--	--	--	--	--	--	--	6.0
21	SUGAR.....	--	--	--	--	--	--	--	151.2
22	MISC. FOOD PRODUCTS.....	--	--	--	--	--	--	--	291.2
23	SOFT DRINKS.....	--	--	--	--	--	--	--	34.8
24	ALCOHOLIC BEVERAGES.....	--	--	--	--	--	--	--	8.9
25	TOBACCO PROCESSED UNMANUFACTURED.....	--	--	--	--	--	--	--	--
26	CIGARETTES & TOBACCO MFG.....	--	--	--	--	--	--	--	--
27	TIRES & TUBES.....	12.5	--	--	--	--	--	--	--
28	OTHER RUBBER PRODUCTS.....	--	--	--	--	--	--	--	--
29	PLASTIC FABRICATED PRODUCTS.....	--	--	--	--	--	--	--	50.1
30	LEATHER & LEATHER PRODUCTS.....	--	--	--	--	--	--	--	--
31	YARNS & MAN MADE FIBRES.....	--	--	0.4	--	--	--	--	--
32	FABRICS.....	--	--	--	--	--	--	--	0.7
33	OTHER TEXTILE PRODUCTS.....	14.4	3.1	6.5	0.7	--	5.0	--	9.3
34	HOSIERY & KNITTED WEAR.....	--	--	--	--	--	--	--	--
35	CLOTHING & ACCESSORIES.....	--	--	--	--	--	--	--	--
36	LUMBER & TIMBER.....	0.1	--	2.3	--	0.3	0.4	--	--
37	VENEER & PLYWOOD.....	--	--	--	--	--	--	--	--
38	OTHER WOOD FABRICATED MATERIALS.....	3.2	--	--	--	--	0.8	--	8.3
39	FURNITURE & FIXTURES.....	--	--	--	--	--	--	--	--
40	PULP.....	--	--	--	--	--	--	--	--
41	NEWSPRINT & OTHER PAPER STOCK.....	--	--	--	--	--	--	--	13.7
42	PAPER PRODUCTS.....	4.0	--	--	0.2	--	6.8	--	295.5
43	PRINTING & PUBLISHING.....	--	--	--	--	--	0.3	--	30.8
44	ADVERTISING, PRINT MEDIA.....	--	--	--	--	--	--	--	--
45	IRON & STEEL PRODUCTS.....	--	--	--	26.1	6.1	1.5	10.6	--
46	ALUMINUM PRODUCTS.....	--	--	--	--	--	--	--	0.3
47	COPPER & COPPER ALLOY PRODUCTS.....	--	--	--	--	--	--	--	--
48	NICKEL PRODUCTS.....	--	--	--	--	--	--	--	--
49	OTHER NON FERROUS METAL PRODUCTS.....	--	--	--	1.0	0.1	--	--	1.9
50	BOILERS, TANKS & PLATES.....	--	--	--	--	--	--	--	--
51	FABRICATED STRUCTURAL METAL PROD.....	--	--	--	2.0	0.5	--	--	--
52	OTHER METAL FABRICATED PRODUCTS.....	25.9	10.4	0.9	2.7	1.7	--	--	183.7
53	AGRICULTURAL MACHINERY.....	53.2	--	--	--	--	--	--	--
54	OTHER INDUSTRIAL MACHINERY.....	--	6.7	2.9	22.2	15.1	7.9	6.8	0.1
55	MOTOR VEHICLES.....	--	--	--	--	--	--	--	--
56	MOTOR VEHICLE PARTS.....	--	--	--	--	--	--	--	--
57	OTHER TRANSPORT EQUIPMENT.....	1.1	3.8	15.5	5.8	0.8	--	--	--
58	APPLIANCES & RECEIVERS, HOUSEHOLD.....	--	--	--	--	--	--	--	--
59	OTHER ELECTRICAL PRODUCTS.....	--	--	6.7	--	--	--	3.3	--
60	CEMENT & CONCRETE PRODUCTS.....	--	--	--	--	--	0.2	--	--
61	OTHER NON-METALLIC MINERAL PROD.....	0.6	0.2	0.3	5.7	--	0.4	--	115.1
62	GASOLINE & FUEL OIL.....	167.8	27.3	10.0	19.8	5.7	10.7	5.1	26.5
63	OTHER PETROLEUM & COAL PROD.....	37.1	1.0	1.7	3.8	2.2	3.2	2.6	6.9
64	INDUSTRIAL CHEMICALS.....	54.4	0.3	0.2	18.1	2.7	2.5	0.1	38.0
65	FERTILIZERS.....	55.1	--	--	--	--	--	--	--
66	PHARMACEUTICALS.....	24.2	--	--	--	--	--	--	13.5
67	OTHER CHEMICAL PRODUCTS.....	61.3	1.4	0.2	29.6	2.7	9.9	0.9	58.0
68	SCIENTIFIC EQUIPMENT.....	--	--	--	--	--	--	--	--
69	OTHER MANUFACTURED PRODUCTS.....	--	--	2.8	--	--	--	--	1.3
70	RESIDENTIAL CONSTRUCTION.....	--	--	--	--	--	--	--	--
71	NON-RESIDENTIAL CONSTRUCTION.....	--	--	--	--	--	--	--	--
72	REPAIR CONSTRUCTION.....	111.9	20.4	0.4	26.4	107.2	5.7	0.1	24.1
73	PIPELINE TRANSPORTATION.....	1.7	--	--	2.0	1.8	1.6	--	6.8
74	TRANSPORTATION & STORAGE.....	14.6	167.9	2.0	18.8	4.9	5.9	16.4	62.5
75	RADIO & TELEVISION BROADCASTING.....	--	--	--	--	--	--	--	--
76	TELEPHONE & TELEGRAPH.....	11.9	3.1	0.4	4.3	4.7	1.5	2.8	29.1
77	POSTAL SERVICES.....	2.2	0.3	--	0.3	1.0	0.2	0.2	4.8
78	ELECTRIC POWER.....	41.3	1.0	0.2	58.4	33.2	15.0	3.4	40.3
79	OTHER UTILITIES.....	5.3	--	--	2.8	3.9	2.4	--	15.2
80	WHOLESALE MARGINS.....	156.9	15.5	6.3	29.8	10.2	12.2	5.8	245.3
81	RETAIL MARGINS.....	32.8	1.1	1.0	1.0	0.5	0.8	0.8	9.0
82	IMPUTED RENT, OWNER OCCUP. DWEL.....	--	--	--	--	--	--	--	--
83	OTHER FINANCIALS, REAL ESTATE.....	173.8	129.4	3.7	59.0	408.6	19.6	17.3	94.9
84	BUSINESS SERVICES.....	8.4	5.1	0.3	40.5	123.6	7.3	4.6	55.1
85	EDUCATION SERVICES.....	--	--	--	--	--	--	--	--
86	HEALTH SERVICES.....	--	--	--	--	--	--	--	--
87	AMUSEMENT & RECREATION SERVICES.....	--	--	--	--	--	--	--	--
88	ACCOMMODATION & FOOD SERVICES.....	--	--	0.1	--	--	--	--	--
89	OTHER PERSONAL & MISC. SERVICES.....	10.0	60.8	2.2	11.6	4.6	8.4	2.4	48.0
90	TRANSPORTATION MARGINS.....	93.7	3.7	2.2	17.0	2.9	4.2	2.0	260.4
91	OPERATING, OFFICE, LAB & FOOD.....	334.2	169.7	2.5	250.3	66.1	76.0	48.9	205.7
92	TRAVEL, ADVERTISING & PROMOTION.....	0.3	4.8	--	5.1	14.9	3.7	14.8	157.9
93	NON-COMPETING IMPORTS.....	--	--	--	--	--	--	--	249.0
94	UNALLOCATED IMPORTS & EXPORTS.....	--	--	--	--	--	--	--	--
95	INDIRECT TAXES.....	214.8	46.0	4.3	38.6	99.0	13.3	4.7	123.2
96	SUBSIDIES.....	-235.3	-3.2	-0.9	-2.7	-1.1	-0.1	-0.1	-27.0
97	WAGES & SALARIES.....	381.1	487.9	58.4	573.6	239.0	166.1	220.3	1611.1
98	SUPPLEMENTARY LABOUR INCOME.....	4.7	34.1	1.8	51.7	19.5	11.0	13.0	90.4
99	NET INCOME, UNINC. BUSINESS.....	1680.1	27.0	69.1	1.3	0.2	4.8	6.0	17.4
100	OTHER OPERATING SURPLUS.....	916.9	150.4	49.9	759.3	1087.7	215.9	82.5	1094.1
TOTAL.....		5279.6	1555.7	257.1	2284.0	2396.2	642.8	477.0	10473.3

NOTE: DETAIL MAY NOT ADD DUE TO ROUNDING.

TABLE 105. USE (INPUT) MATRIX (AGGREGATION - M). 1972 (MILLIONS OF DOLLARS) - CONTINUED

NO.	COMMODITY AGGREGATION - M	TOBACCO PRODUCTS INDUSTRIES	RUBBER & PLASTIC PROD. IND.	LEATHER INDUSTRIES	TEXTILE INDUSTRIES	KNITTING MILLS	CLOTHING INDUSTRIES	WOOD	FURNITURE FIXTURE INDUSTRIES
1	GRAINS	--	--	--	--	--	--	--	--
2	LIVE ANIMALS	--	--	--	--	--	--	--	--
3	OTHER AGRICULTURAL PRODUCTS	130.3	--	--	0.4	0.8	15.0	--	--
4	FORESTRY PRODUCTS	--	--	--	--	--	--	898.2	3.1
5	FISH LANDINGS	--	--	--	--	--	--	--	--
6	HUNTING & TRAPPING PRODUCTS	--	--	0.2	--	--	17.3	--	--
7	IRON ORES & CONCENTRATES	--	--	--	--	--	--	--	--
8	OTHER METAL ORES & CONCENTRATES	--	--	--	--	--	--	--	--
9	COAL	--	--	--	0.1	--	--	0.1	0.1
10	CRUDE MINERAL OILS	--	--	--	--	--	--	0.1	--
11	NATURAL GAS	0.1	0.6	0.3	1.0	0.1	0.1	1.4	0.3
12	NON-METALLIC MINERALS	--	2.0	0.2	0.9	--	--	--	0.4
13	SERVICES INCIDENTAL TO MINING	--	--	--	--	--	--	--	--
14	MEAT PRODUCTS	1.2	0.4	29.1	0.2	--	0.4	--	--
15	DAIRY PRODUCTS	--	--	--	--	--	--	--	--
16	FISH PRODUCTS	--	--	0.4	--	--	--	--	--
17	FRUITS & VEGETABLES PREPARATIONS	--	--	--	--	--	--	--	--
18	FEEDS	--	--	--	--	--	--	--	--
19	FLOUR, WHEAT MEAL & OTHER CEREALS	--	--	--	0.4	--	--	--	--
20	BREAKFAST CEREAL & BAKERY PROD.	--	--	--	--	--	--	--	--
21	SUGAR	--	--	0.1	--	--	--	--	--
22	MISC. FOOD PRODUCTS	0.7	--	--	--	--	--	0.2	--
23	SOFT DRINKS	--	--	--	--	--	--	--	--
24	ALCOHOLIC BEVERAGES	--	--	--	--	--	--	--	--
25	TOBACCO PROCESSED UNMANUFACTURED	126.3	--	--	--	--	--	--	--
26	CIGARETTES & TOBACCO MFG.	2.0	--	--	--	--	--	--	--
27	TIRLS & TUBES	--	2.4	--	--	--	--	--	--
28	OTHER RUBBER PRODUCTS	--	8.5	43.4	5.0	--	0.7	--	13.6
29	PLASTIC FABRICATED PRODUCTS	0.5	28.6	13.4	21.5	0.1	1.2	8.0	24.7
30	LEATHER & LEATHER PRODUCTS	--	1.8	74.9	0.1	--	32.0	--	2.5
31	YARNS & MAN MADE FIBRES	3.5	7.0	0.1	330.9	171.8	3.4	--	--
32	FABRICS	--	78.5	7.9	203.5	9.8	526.1	1.6	56.7
33	OTHER TEXTILE PRODUCTS	--	0.9	2.6	58.1	8.8	44.0	0.1	15.1
34	HOSIERY & KNITTED WEAR	--	--	--	--	2.0	--	--	--
35	CLOTHING & ACCESSORIES	--	0.6	1.5	30.4	24.3	110.6	--	--
36	LUMBER & TIMBER	--	0.3	0.2	0.7	--	--	180.1	41.1
37	VENEER & PLYWOOD	--	--	0.2	0.2	--	--	76.6	21.9
38	OTHER WOOD FABRICATED MATERIALS	0.7	1.3	1.3	0.6	--	--	93.1	25.1
39	FURNITURE & FIXTURES	--	--	--	--	--	--	0.2	33.2
40	PULP	--	--	--	9.4	--	--	--	--
41	NEWSPRINT & OTHER PAPER STOCK	3.4	7.7	1.0	3.6	0.9	1.2	7.6	5.6
42	PAPER PRODUCTS	38.2	22.2	5.5	20.1	4.9	10.1	3.6	16.2
43	PRINTING & PUBLISHING	0.7	1.5	0.4	2.1	1.1	1.1	--	0.8
44	ADVERTISING, PRINT MEDIA	--	--	--	--	--	--	--	--
45	IRON & STEEL PRODUCTS	--	0.9	0.4	0.2	--	--	0.3	31.2
46	ALUMINUM PRODUCTS	--	--	--	0.6	--	--	6.1	0.5
47	COPPER & COPPER ALLOY PRODUCTS	--	--	--	--	--	--	--	--
48	NICKEL PRODUCTS	--	--	--	0.1	--	--	--	--
49	OTHER NON FERROUS METAL PRODUCTS	--	3.0	--	0.6	--	--	--	0.1
50	BOILERS, TANKS & PLATES	--	--	--	--	--	--	--	--
51	FABRICATED STRUCTURAL METAL PROD.	--	0.1	--	0.2	--	--	4.7	0.3
52	OTHER METAL FABRICATED PRODUCTS	2.2	17.8	5.9	9.5	--	0.1	26.0	59.8
53	AGRICULTURAL MACHINERY	--	--	--	--	--	--	--	--
54	OTHER INDUSTRIAL MACHINERY	--	0.1	--	1.9	--	--	0.1	--
55	MOTOR VEHICLES	--	--	--	0.1	--	--	--	--
56	MOTOR VEHICLE PARTS	--	--	--	3.5	--	--	--	--
57	OTHER TRANSPORT EQUIPMENT	--	1.3	--	--	--	--	--	--
58	APPLIANCES & RECEIVERS, HOUSEHOLD	--	--	--	--	--	--	--	0.1
59	OTHER ELECTRICAL PRODUCTS	--	--	--	--	--	--	0.2	3.9
60	CEMENT & CONCRETE PRODUCTS	--	--	--	--	--	--	--	--
61	OTHER NON-METALLIC MINERAL PROD.	--	4.3	0.2	0.3	--	0.3	18.1	6.8
62	GASOLINE & FUEL OIL	0.3	3.3	0.6	6.8	0.7	0.5	8.7	1.2
63	OTHER PETROLEUM & COAL PROD.	0.1	2.8	0.1	1.4	--	0.1	4.5	0.2
64	INDUSTRIAL CHEMICALS	5.0	272.6	5.3	75.2	0.2	1.1	11.8	0.4
65	FERTILIZERS	--	--	--	--	--	--	--	--
66	PHARMACEUTICALS	--	--	--	--	--	--	--	--
67	OTHER CHEMICAL PRODUCTS	--	21.1	6.7	38.8	5.1	1.0	11.8	14.3
68	SCIENTIFIC EQUIPMENT	--	0.3	--	--	--	--	--	--
69	OTHER MANUFACTURED PRODUCTS	--	4.5	8.7	56.3	6.8	31.2	2.3	16.5
70	RESIDENTIAL CONSTRUCTION	--	--	--	--	--	--	--	--
71	NON-RESIDENTIAL CONSTRUCTION	--	--	--	--	--	--	--	--
72	REPAIR CONSTRUCTION	2.8	5.4	1.2	5.8	0.7	1.7	12.2	7.3
73	PIPELINE TRANSPORTATION	0.1	1.2	0.1	1.2	0.2	0.1	1.7	0.6
74	TRANSPORTATION & STORAGE	0.7	1.0	0.5	1.9	0.3	1.9	3.1	0.9
75	RADIO & TELEVISION BROADCASTING	--	--	--	--	--	--	--	--
76	TELEPHONE & TELEGRAPH	1.1	7.0	1.9	7.3	1.7	5.7	10.2	4.1
77	POSTAL SERVICES	0.2	1.4	0.6	1.5	0.6	2.8	1.3	1.2
78	ELECTRIC POWER	1.2	12.9	1.7	14.5	2.1	3.5	26.4	4.3
79	OTHER UTILITIES	0.2	2.3	0.2	2.7	0.3	0.4	4.0	0.7
80	WHOLESALE MARGINS	3.7	28.1	19.6	52.9	3.6	58.4	83.8	45.6
81	RETAIL MARGINS	0.1	0.1	0.2	0.4	0.6	14.8	1.9	0.7
82	IMPLIED RENT OWNER OCCUP. DWEL.	--	--	--	--	--	--	--	--
83	OTHER FINANCE, INS. REAL ESTATE	8.5	25.4	10.9	25.4	8.8	36.0	66.5	19.9
84	BUSINESS SERVICES	3.6	16.2	3.4	14.5	2.2	10.1	12.9	6.4
85	EDUCATION SERVICES	--	--	--	--	--	--	--	--
86	HEALTH SERVICES	--	--	--	--	--	--	--	--
87	AMUSEMENT & RECREATION SERVICES	--	--	--	--	--	--	--	--
88	ACCOMMODATION & FOOD SERVICES	--	--	--	--	--	--	--	--
89	OTHER PERSONAL & MISC. SERVICES	1.2	5.5	5.3	4.8	1.6	3.3	20.4	2.9
90	TRANSPORTATION MARGINS	4.7	21.1	6.1	26.9	4.0	10.3	71.6	14.6
91	OPERATING, OFFICE, LAB. & FOOD	7.0	44.4	11.6	57.1	10.0	17.5	170.2	17.8
92	TRAVEL, ADVERTISING & PROMOTION	36.5	47.8	13.1	37.3	8.2	35.0	20.7	20.5
93	NON-COMPETING IMPORTS	--	23.2	--	56.3	0.1	--	--	--
94	UNALLOCATED IMPORTS & EXPORTS	--	--	--	--	--	--	--	--
95	INDIRECT TAXES	3.8	15.5	4.3	22.2	3.6	7.2	33.1	12.0
96	SUBSIDIES	--	-0.5	-0.2	-0.3	-0.3	-1.8	-3.3	-1.1
97	WAGES & SALARIES	82.8	376.7	147.6	485.3	129.2	520.7	776.2	302.8
98	SUPPLEMENTARY LABOUR INCOME	5.4	31.0	7.0	28.3	4.7	21.3	36.0	14.6
99	NET INCOME, UNINC. BUSINESS	--	0.8	0.6	2.3	2.1	7.2	9.4	8.4
100	OTHER OPERATING SURPLUS	(104.9)	224.3	9.8	233.4	59.5	124.6	349.4	103.7
TOTAL		583.6	1387.4	456.0	1966.3	476.7	1678.2	3073.3	978.6

NOTE: DETAIL MAY NOT ADD DUE TO ROUNDING.

TABLE 105. USE (INPUT) MATRIX (AGGREGATION - M), 1972 (MILLIONS OF DOLLARS) - CONTINUED

NO.	COMMODITY AGGREGATION - M	PAPER & ALLIED INDUSTRIES	PRINTING & PUBLISHING	PRIMARY METAL INDUSTRIES	METAL FABRICATING INDUSTRIES	MACHINERY INDUSTRIES	TRANS. EQUIPMENT INDUSTRIES	ELECTRICAL PRODUCTS INDUSTRIES	NON-METAL MINERAL PROD. IND.
1	GRAINS.....	--	--	--	--	--	--	--	--
2	LIVE ANIMALS.....	--	--	--	--	--	--	--	--
3	OTHER AGRICULTURAL PRODUCTS.....	--	--	--	--	--	--	--	--
4	FORESTRY PRODUCTS.....	560.5	--	--	--	--	--	--	0.2
5	FISH LANDINGS.....	--	--	--	--	--	--	--	--
6	HUNTING & TRAPPING PRODUCTS.....	--	--	--	--	--	--	--	--
7	IRON ORES & CONCENTRATES.....	--	--	166.0	--	--	--	--	0.4
8	OTHER METAL ORES & CONCENTRATES.....	--	--	1327.5	--	--	--	0.7	11.6
9	COAL.....	6.6	--	128.2	--	0.2	2.4	0.2	3.5
10	CRUDE MINERAL OILS.....	--	--	--	--	--	--	--	--
11	NATURAL GAS.....	9.9	0.3	9.7	2.9	1.2	2.9	0.9	8.4
12	NON-METALLIC MINERALS.....	19.7	--	26.9	1.3	3.8	1.4	2.3	90.9
13	SERVICES INCIDENTAL TO MINING.....	--	--	--	--	--	--	--	--
14	MEAT PRODUCTS.....	--	--	--	--	--	--	--	--
15	DAIRY PRODUCTS.....	0.2	--	--	--	--	--	--	0.3
16	FISH PRODUCTS.....	--	--	--	--	--	--	--	--
17	FRUITS & VEGETABLES PREPARATIONS.....	--	--	--	--	--	--	--	--
18	FEEDS.....	--	--	--	--	--	--	--	--
19	FLOUR, WHEAT, MEAL & OTHER CEREALS.....	2.8	--	--	--	--	--	--	--
20	BREAKFAST CEREAL & BAKERY PROD.....	--	--	--	--	--	--	--	--
21	SUGAR.....	--	--	--	--	--	--	--	--
22	MISC. FOOD PRODUCTS.....	2.2	--	--	--	--	--	--	0.9
23	SOFT DRINKS.....	--	--	--	--	--	--	--	--
24	ALCOHOLIC BEVERAGES.....	--	--	--	--	--	--	--	--
25	TOBACCO PROCESSED UNMANUFACTURED.....	--	--	--	--	--	--	--	--
26	CIGARETTES & TOBACCO MFG.....	--	--	--	--	--	--	--	--
27	TIRES & TUBES.....	--	--	--	--	13.8	93.1	--	--
28	OTHER RUBBER PRODUCTS.....	--	0.2	0.6	1.3	20.2	54.3	35.9	1.1
29	PLASTIC FABRICATED PRODUCTS.....	37.9	0.9	0.1	3.9	0.6	7.7	17.5	4.7
30	LEATHER & LEATHER PRODUCTS.....	--	0.2	--	--	--	1.6	--	--
31	YARNS & MAN MADE FIBRES.....	0.7	--	--	--	--	3.3	0.7	0.8
32	FABRICS.....	3.7	5.6	--	0.3	0.6	27.4	1.9	1.0
33	OTHER TEXTILE PRODUCTS.....	27.2	0.1	--	0.5	--	62.8	0.3	0.3
34	HOSIERY & KNITTED WEAR.....	--	--	--	--	--	--	--	--
35	CLOTHING & ACCESSORIES.....	--	--	--	--	--	--	--	--
36	LUMBER & TIMBER.....	0.1	--	4.0	8.7	3.8	30.1	1.1	0.6
37	VENEER & PLYWOOD.....	--	--	--	--	0.1	13.2	--	--
38	OTHER WOOD FABRICATED MATERIALS.....	181.4	0.2	4.4	4.8	1.9	3.8	4.9	3.5
39	FURNITURE & FIXTURES.....	--	--	--	--	--	13.1	3.9	--
40	PULP.....	140.7	--	--	--	--	--	--	--
41	NEWSPRINT & OTHER PAPER STOCK.....	451.9	336.5	1.0	0.2	0.2	1.8	0.8	16.0
42	PAPER PRODUCTS.....	58.0	10.7	4.3	18.5	5.4	15.8	27.9	21.1
43	PRINTING & PUBLISHING.....	6.4	140.6	--	0.3	3.4	--	1.7	0.3
44	ADVERTISING, PRINT MEDIA.....	--	--	--	--	--	--	--	--
45	IRON & STEEL PRODUCTS.....	1.8	--	396.3	783.6	180.2	479.2	127.2	4.2
46	ALUMINUM PRODUCTS.....	21.8	--	151.6	115.6	17.1	58.0	70.0	0.4
47	COPPER & COPPER ALLOY PRODUCTS.....	--	--	173.0	65.3	11.5	45.2	179.1	0.1
48	NICKEL PRODUCTS.....	--	--	13.7	8.2	1.7	7.6	3.6	0.1
49	OTHER NON FERROUS METAL PRODUCTS.....	7.0	4.5	199.6	31.3	5.7	34.5	39.7	4.1
50	BOILERS, TANKS & PLATES.....	--	--	--	10.4	7.6	10.9	7.1	--
51	FABRICATED STRUCTURAL METAL PROD.....	--	0.1	4.2	135.9	46.4	37.6	19.7	1.9
52	OTHER METAL FABRICATED PRODUCTS.....	26.1	0.1	63.8	335.3	138.1	266.3	113.9	19.2
53	AGRICULTURAL MACHINERY.....	--	--	--	0.1	--	24.0	--	--
54	OTHER INDUSTRIAL MACHINERY.....	1.1	--	16.9	16.8	303.4	120.8	33.8	2.1
55	MOTOR VEHICLES.....	--	--	--	1.2	0.7	82.3	0.2	--
56	MOTOR VEHICLE PARTS.....	--	--	--	4.1	38.0	2628.2	2.3	--
57	OTHER TRANSPORT EQUIPMENT.....	--	--	0.3	--	--	91.0	--	2.0
58	APPLIANCES & RECEIVERS HOUSEHOLD.....	--	--	0.1	5.9	3.5	58.3	65.0	--
59	OTHER ELECTRICAL PRODUCTS.....	0.7	--	--	12.2	107.2	114.3	518.6	3.9
60	CEMENT & CONCRETE PRODUCTS.....	--	--	--	--	--	--	--	149.6
61	OTHER NON-METALLIC MINERAL PROD.....	15.0	--	52.5	29.9	3.8	76.4	22.6	52.2
62	GASOLINE & PETROL OIL.....	60.1	1.2	20.5	5.0	2.2	6.1	2.3	17.9
63	OTHER PETROLEUM & COAL PROD.....	18.1	1.6	50.1	2.7	1.7	7.0	2.4	8.7
64	INDUSTRIAL CHEMICALS.....	147.6	1.2	30.2	16.6	5.8	8.5	52.8	26.4
65	FERTILIZERS.....	--	--	--	--	--	--	--	--
66	PHARMACEUTICALS.....	--	--	--	--	--	--	--	--
67	OTHER CHEMICAL PRODUCTS.....	41.8	29.4	7.7	31.4	8.9	37.2	20.4	8.8
68	SCIENTIFIC EQUIPMENT.....	--	8.8	--	1.7	3.0	32.9	6.7	0.6
69	OTHER MANUFACTURED PRODUCTS.....	--	1.0	0.4	2.6	4.5	19.3	3.8	7.7
70	RESIDENTIAL CONSTRUCTION.....	--	--	--	--	--	--	--	--
71	NON-RESIDENTIAL CONSTRUCTION.....	--	--	--	--	--	--	--	--
72	REPAIR CONSTRUCTION.....	18.5	4.5	35.3	10.5	6.0	16.4	7.5	8.5
73	PIPELINE TRANSPORTATION.....	9.5	0.6	10.0	3.7	1.4	3.0	1.8	8.5
74	TRANSPORTATION & STORAGE.....	11.8	2.2	11.7	7.1	2.6	32.1	11.0	2.1
75	RADIO & TELEVISION BROADCASTING.....	--	--	--	--	--	--	--	--
76	TELEPHONE & TELEGRAPH.....	12.0	18.1	13.8	19.3	13.7	26.1	22.3	8.3
77	POSTAL SERVICES.....	1.6	21.2	1.1	3.4	2.9	3.5	3.4	0.9
78	ELECTRIC POWER.....	125.9	7.1	94.5	19.4	8.9	26.2	13.7	30.5
79	OTHER UTILITIES.....	15.8	1.1	14.6	5.3	2.1	6.4	2.8	12.3
80	WHOLESALE MARGINS.....	93.0	22.6	175.1	91.6	90.0	195.8	76.0	33.7
81	RETAIL MARGINS.....	1.5	2.2	1.1	1.3	0.5	2.7	1.2	1.3
82	IMPUTED RENT OWNER OCCUP. DWEL.....	--	--	--	--	--	--	--	--
83	OTHER FINANCE, INS. REAL ESTATE.....	48.6	44.3	38.4	50.5	48.1	57.7	58.4	22.2
84	BUSINESS SERVICES.....	25.8	29.9	32.3	30.6	25.3	230.6	28.9	11.2
85	EDUCATION SERVICES.....	--	--	--	--	--	--	--	--
86	HEALTH SERVICES.....	--	--	--	--	--	--	--	--
87	AMUSEMENT & RECREATION SERVICES.....	--	--	--	--	--	--	--	--
88	ACCOMMODATION & FOOD SERVICES.....	--	--	--	--	--	--	--	--
89	OTHER PERSONAL & MISC. SERVICES.....	33.5	10.6	17.3	21.5	7.3	11.8	10.6	17.2
90	TRANSPORTATION MARGINS.....	169.1	29.6	115.7	68.3	39.8	123.0	41.1	61.1
91	OPERATING, OFFICE LAB. & FOOD.....	234.5	34.3	236.9	122.0	57.5	209.2	86.8	121.0
92	TRAVEL, ADVERTISING & PROMOTION.....	45.2	78.5	26.4	65.1	57.4	114.6	96.9	25.8
93	NON-COMPETING IMPORTS.....	0.2	--	--	--	--	--	--	--
94	UNALLOCATED IMPORTS & EXPORTS.....	--	--	--	--	--	--	--	--
95	INDIRECT TAXES.....	78.9	19.1	61.0	37.0	31.9	48.1	29.1	31.1
96	SUBSIDIES.....	-5.1	-0.8	-0.9	-2.2	-1.1	-4.6	-3.9	-3.0
97	WAGES & SALARIES.....	1140.2	720.2	1104.2	1166.5	683.0	1531.4	976.5	461.8
98	SUPPLEMENTARY LABOUR INCOME.....	75.5	29.6	93.7	79.5	57.5	144.1	65.3	27.1
99	NET INCOME, UNINC. BUSINESS.....	1.7	10.0	0.3	7.4	0.8	1.3	0.7	1.9
100	OTHER OPERATING SURPLUS.....	480.6	274.3	526.4	502.6	201.7	869.2	457.3	367.2
TOTAL.....		4469.6	1902.4	5462.9	3968.8	2305.1	8305.3	3379.4	1726.2

NOTE: DETAIL MAY NOT ADD DUE TO ROUNDING

TABLE 105. USE (INPUT) MATRIX (AGGREGATION - M), 1972 (MILLIONS OF DOLLARS) - CONTINUED

COMMODITY AGGREGATION - M	PETROLEUM & COAL PROD. IND.	CHEMICAL & CHEMICAL PROD. IND.	MISC. MANUFACTURING	CONSTR. INDUSTRY	TRANS. & STORAGE	COMMUN- ICATION	ELEC POWER GAS, OTHER UTILITIES	WHOLESALE TRADE
NO.								
1 GRAINS.....	--	--	--	--	--	--	--	5.3
2 LIVE ANIMALS.....	--	2.0	--	--	--	--	--	--
3 OTHER AGRICULTURAL PRODUCTS.....	--	0.3	0.1	8.5	2.7	--	--	0.7
4 FORESTRY PRODUCTS.....	--	0.3	--	4.9	--	--	--	--
5 FISH LANDINGS.....	--	--	--	--	--	--	--	--
6 HUNTING & TRAPPING PRODUCTS.....	--	--	0.3	--	--	--	--	--
7 IRON ORES & CONCENTRATES.....	--	--	--	--	--	--	--	--
8 OTHER METAL ORES & CONCENTRATES.....	--	1.4	34.3	--	--	--	11.0	0.1
9 COAL.....	2.1	1.8	0.2	4.4	2.0	--	100.6	0.2
10 CRUDE MINERAL OILS.....	1598.9	0.9	--	--	0.3	--	--	--
11 NATURAL GAS.....	1.5	12.7	0.5	--	14.0	--	9.5	2.0
12 NON-METALLIC MINERALS.....	2.2	56.0	1.4	76.4	3.2	--	--	--
13 SERVICES INCIDENTAL TO MINING.....	--	--	114.3	--	--	--	--	--
14 MEAT PRODUCTS.....	--	13.7	0.1	--	--	--	--	0.3
15 DAIRY PRODUCTS.....	--	1.2	--	--	--	--	--	--
16 FISH PRODUCTS.....	--	0.8	0.2	--	--	--	--	0.1
17 FRUITS & VEGETABLES PREPARATIONS.....	--	--	--	--	--	--	--	--
18 FEEDS.....	--	3.9	--	--	1.0	--	--	--
19 FLOUR, WHEAT, MEAL & OTHER CEREALS.....	--	1.5	--	--	--	--	--	1.0
20 BREAKFAST CEREAL & BAKERY PROD.....	--	--	--	--	--	--	--	--
21 SUGAR.....	--	2.4	--	--	--	--	--	0.4
22 MISC. FOOD PRODUCTS.....	--	18.2	0.1	--	--	--	--	0.1
23 SOFT DRINKS.....	--	--	--	--	--	--	--	--
24 ALCOHOLIC BEVERAGES.....	--	--	--	--	--	--	--	--
25 TOBACCO PROCESSED UNMANUFACTURED.....	--	--	--	--	--	--	--	--
26 CIGARETTES & TOBACCO MFG.....	--	--	--	--	--	--	--	0.2
27 TIRES & TUBES.....	--	--	0.7	23.7	66.0	--	--	--
28 OTHER RUBBER PRODUCTS.....	--	1.6	3.9	24.0	7.5	--	--	--
29 PLASTIC FABRICATED PRODUCTS.....	0.2	22.2	36.7	164.4	2.4	--	--	15.1
30 LEATHER & LEATHER PRODUCTS.....	--	--	5.4	0.6	--	--	--	0.9
31 YARNS & MAN MADE FIBRES.....	--	0.9	8.8	0.6	--	--	--	2.7
32 FABRICS.....	--	1.1	29.7	7.1	1.1	--	--	3.7
33 OTHER TEXTILE PRODUCTS.....	--	3.1	4.2	63.4	6.7	1.3	--	5.6
34 HOSIERY & KNITTED WEAR.....	--	--	--	--	--	--	--	--
35 CLOTHING & ACCESSORIES.....	--	--	0.4	--	--	--	--	--
36 LUMBER & TIMBER.....	--	--	10.2	343.4	--	--	--	3.4
37 VENEER & PLYWOOD.....	--	0.4	--	8.0	215.5	--	--	0.8
38 OTHER WOOD FABRICATED MATERIALS.....	0.1	2.4	5.7	511.6	--	--	--	11.3
39 FURNITURE & FIXTURES.....	--	--	--	14.8	--	--	--	--
40 PULP.....	--	8.0	--	--	--	--	--	--
41 NEWSPRINT & OTHER PAPER STOCK.....	--	1.7	9.7	78.4	0.1	--	--	13.3
42 PAPER PRODUCTS.....	2.1	65.9	24.3	42.5	3.9	--	--	46.6
43 PRINTING & PUBLISHING.....	--	8.9	3.2	--	4.5	21.6	1.5	12.1
44 ADVERTISING, PRINT MEDIA.....	--	--	--	--	--	--	--	--
45 IRON & STEEL PRODUCTS.....	--	0.4	22.9	553.3	6.3	--	--	3.3
46 ALUMINUM PRODUCTS.....	--	3.8	13.7	6.3	0.1	--	--	0.3
47 COPPER & COPPER ALLOY PRODUCTS.....	--	5.9	8.1	40.0	1.2	--	--	0.6
48 NICKEL PRODUCTS.....	--	0.2	0.7	1.5	--	--	--	--
49 OTHER NON FERROUS METAL PRODUCTS.....	--	24.1	38.4	9.5	0.5	--	--	0.3
50 BOILERS, TANKS & PLATES.....	--	--	2.6	211.5	3.5	--	--	--
51 FABRICATED STRUCTURAL METAL PROD.....	--	0.3	1.6	696.2	0.7	--	--	0.9
52 OTHER METAL FABRICATED PRODUCTS.....	13.2	47.5	39.6	788.9	1.3	--	--	29.5
53 AGRICULTURAL MACHINERY.....	--	--	--	--	--	--	--	--
54 OTHER INDUSTRIAL MACHINERY.....	0.2	1.5	2.0	211.5	1.6	0.2	--	--
55 MOTOR VEHICLES.....	--	--	--	--	--	--	--	--
56 MOTOR VEHICLE PARTS.....	--	--	0.1	25.5	113.1	--	--	--
57 OTHER TRANSPORT EQUIPMENT.....	--	--	--	--	140.1	--	--	--
58 APPLIANCES & RECEIVERS, HOUSEHOLD.....	--	0.2	2.3	8.6	--	1.8	--	--
59 OTHER ELECTRICAL PRODUCTS.....	--	--	8.2	664.4	17.6	70.5	--	0.2
60 CEMENT & CONCRETE PRODUCTS.....	--	--	0.1	683.9	--	--	--	--
61 OTHER NON-METALLIC MINERAL PROD.....	--	23.5	12.8	361.2	2.7	--	--	1.5
62 GASOLINE & FUEL OIL.....	0.5	17.9	2.1	71.4	263.5	3.5	26.8	60.3
63 OTHER PETROLEUM & COAL PROD.....	41.3	104.4	1.9	92.4	21.6	0.7	0.8	5.6
64 INDUSTRIAL CHEMICALS.....	5.8	448.7	47.3	10.2	1.0	1.7	--	8.2
65 FERTILIZERS.....	--	15.4	--	--	--	--	--	--
66 PHARMACEUTICALS.....	--	29.8	--	0.5	--	--	--	--
67 OTHER CHEMICAL PRODUCTS.....	74.9	99.4	16.3	101.1	7.8	0.2	--	2.1
68 SCIENTIFIC EQUIPMENT.....	--	0.5	50.4	28.6	3.0	8.5	--	0.1
69 OTHER MANUFACTURED PRODUCTS.....	19.8	19.7	41.7	83.5	3.6	0.5	--	5.2
70 RESIDENTIAL CONSTRUCTION.....	--	--	--	--	--	--	--	--
71 NON-RESIDENTIAL CONSTRUCTION.....	--	--	--	--	--	--	--	--
72 REPAIR CONSTRUCTION.....	61.3	22.7	3.5	11.1	241.6	68.3	116.8	8.5
73 PIPELINE TRANSPORTATION.....	150.3	15.8	0.9	0.5	17.2	0.1	10.9	2.5
74 TRANSPORTATION & STORAGE.....	4.0	7.4	1.6	163.7	845.0	90.8	3.5	171.2
75 RADIO & TELEVISION BROADCASTING.....	--	--	--	--	--	16.4	--	--
76 TELEPHONE & TELEGRAPH.....	3.9	20.1	9.1	31.2	107.4	47.4	7.0	112.9
77 POSTAL SERVICES.....	1.2	6.1	3.6	2.7	7.8	14.3	3.7	35.7
78 ELECTRIC POWER.....	17.2	61.9	7.4	8.7	42.3	9.5	29.8	31.1
79 OTHER UTILITIES.....	2.5	25.1	1.2	0.5	5.2	0.3	17.9	4.0
80 WHOLESALE MARGINS.....	6.6	78.8	34.4	852.7	177.0	6.7	16.7	73.4
81 RETAIL MARGINS.....	--	2.1	0.4	114.9	62.2	21.7	2.0	15.0
82 IMPUTED RENT, OWNER OCCUP. DWEL.....	--	--	--	--	--	--	--	--
83 OTHER FINANCES, INS. REAL ESTATE.....	34.3	75.7	47.3	301.6	241.8	46.0	59.4	338.4
84 BUSINESS SERVICES.....	23.7	46.6	16.8	595.2	72.1	44.1	18.1	140.7
85 EDUCATION SERVICES.....	--	--	--	--	--	--	--	--
86 HEALTH SERVICES.....	--	--	--	--	--	--	--	--
87 AMUSEMENT & RECREATION SERVICES.....	--	--	--	--	--	53.6	--	--
88 ACCOMMODATION & FOOD SERVICES.....	--	--	--	--	35.8	--	--	--
89 OTHER PERSONAL & MISC. SERVICES.....	4.7	36.2	8.7	285.6	230.2	14.8	21.6	55.1
90 TRANSPORTATION MARGINS.....	11.9	83.0	17.7	331.8	40.8	2.6	15.6	14.6
91 OPERATING, OFFICE, LAB & FOOD.....	42.2	133.6	36.5	283.7	436.0	66.8	41.5	258.2
92 TRAVEL, ADVERTISING & PROMOTION.....	30.3	204.6	77.7	94.4	111.5	41.5	14.2	174.3
93 NON-COMPETING IMPORTS.....	--	1.6	1.8	--	--	--	--	--
94 UNALLOCATED IMPORTS & EXPORTS.....	--	--	--	--	--	--	--	--
95 INDIRECT TAXES.....	18.1	52.0	22.3	1066.1	516.7	105.9	87.8	181.4
96 SUBSIDIES.....	-0.8	-4.6	-2.4	-6.2	-112.1	-198.8	-25.0	-54.7
97 WAGES & SALARIES.....	168.3	700.3	414.5	5458.1	2993.4	1297.2	563.7	3127.7
98 SUPPLEMENTARY LABOUR INCOME.....	12.9	42.1	25.2	273.1	270.9	136.1	46.3	118.0
99 NET INCOME, UNINC. BUSINESS.....	--	0.4	8.4	579.0	186.2	0.7	5.0	222.7
100 OTHER OPERATING SURPLUS.....	128.2	432.9	165.5	1079.4	1656.5	1144.3	1525.6	1147.9
TOTAL.....	2483.9	3121.3	1402.9	17877.0	8890.2	3141.0	2732.4	6622.6

NOTE: DETAIL MAY NOT ADD DUE TO ROUNDING

TABLE 105. USE (INPUT) MATRIX (AGGREGATION - M), 1972 (MILLIONS OF DOLLARS) - CONTINUED

NO.	COMMODITY AGGREGATION - M	RETAIL TRADE	OWNER OCCUPIED DWELLINGS	FINANCE, INS. & REAL EST.	EDUCATION & HEALTH SERVICES	AMUSEMENT RECREATION SERVICES	SERVICE TO BUSINESS MANAGEMENT	ACCOMMODA- TION, FOOD SERVICES	PERSONAL & MISC SERVICES
1	GRAINS	--	--	--	--	--	--	--	--
2	LIVE ANIMALS	239.2	--	--	--	--	--	--	--
3	OTHER AGRICULTURAL PRODUCTS	--	--	--	0.1	0.7	--	75.2	2.2
4	FORESTRY PRODUCTS	--	--	--	--	--	--	--	--
5	FISH LANDINGS	--	--	--	--	--	--	10.4	--
6	HUNTING & TRAPPING PRODUCTS	--	--	--	--	--	--	--	--
7	IRON ORES & CONCENTRATES	--	--	--	--	--	--	--	--
8	OTHER METAL ORES & CONCENTRATES	--	--	--	0.9	--	--	--	--
9	COAL	--	--	--	1.3	--	--	--	--
10	CRUDE MINERAL OILS	--	--	--	--	--	--	--	--
11	NATURAL GAS	14.6	--	9.7	0.4	--	0.1	2.0	0.1
12	NON-METALLIC MINERALS	--	--	--	--	0.1	--	0.6	--
13	SERVICES INCIDENTAL TO MINING	--	--	--	--	--	--	--	--
14	MEAT PRODUCTS	2.4	--	--	--	--	--	401.7	--
15	DAIRY PRODUCTS	--	--	--	--	--	--	127.2	--
16	FISH PRODUCTS	--	--	--	--	--	--	53.2	--
17	FRUITS & VEGETABLES PREPARATIONS	--	--	--	--	--	--	48.7	--
18	FEEDS	--	--	--	--	0.4	--	--	--
19	FLOUR, WHEAT, MEAL & OTHER CEREALS	--	--	--	--	--	--	9.0	--
20	BREAKFAST CEREAL & BAKERY PROD.	--	--	--	--	--	--	63.4	--
21	SUGAR	--	--	--	--	--	--	17.7	--
22	MISC. FOOD PRODUCTS	--	--	--	--	--	--	30.6	1.6
23	SOFT DRINKS	--	--	--	--	--	--	15.7	--
24	ALCOHOLIC BEVERAGES	--	--	--	--	--	--	--	--
25	TOBACCO PROCESSED UNMANUFACTURED	--	--	--	--	--	--	--	--
26	CIGARETTES & TOBACCO MFG.	--	--	--	--	--	--	--	--
27	TIRES & TUBES	3.6	--	--	--	--	--	--	--
28	OTHER RUBBER PRODUCTS	4.7	--	--	0.3	--	--	--	3.5
29	PLASTIC FABRICATED PRODUCTS	10.3	--	--	--	--	--	3.4	--
30	LEATHER & LEATHER PRODUCTS	--	--	--	--	0.7	--	--	3.0
31	YARNS & MAN MADE FIBRES	--	--	--	--	--	--	--	2.3
32	FABRICS	1.1	--	--	0.2	0.5	--	4.7	14.3
33	OTHER TEXTILE PRODUCTS	1.3	--	--	13.0	0.3	0.4	39.5	1.2
34	HOSIERY & KNITTED WEAR	--	--	--	--	--	--	--	--
35	CLOTHING & ACCESSORIES	11.3	--	--	--	--	--	2.7	--
36	LUMBER & TIMBER	--	--	--	--	--	0.3	--	--
37	VENEER & PLYWOOD	--	--	--	--	--	--	--	--
38	OTHER WOOD FABRICATED MATERIALS	4.7	--	--	--	0.5	--	--	18.3
39	FURNITURE & FIXTURES	--	--	--	--	--	--	1.5	--
40	PULP	--	--	--	--	--	--	--	--
41	NEWSPRINT & OTHER PAPER STOCK	12.7	--	--	0.2	--	3.4	--	0.5
42	PAPER PRODUCTS	133.2	--	--	--	--	0.8	58.6	3.4
43	PRINTING & PUBLISHING	9.8	--	33.0	4.7	2.5	3.8	--	--
44	ADVERTISING, PRINT MEDIA	--	--	--	--	--	--	--	--
45	IRON & STEEL PRODUCTS	--	--	--	--	--	--	--	--
46	ALUMINUM PRODUCTS	--	--	--	--	--	--	--	--
47	COPPER & COPPER ALLOY PRODUCTS	--	--	--	--	--	--	--	--
48	NICKEL PRODUCTS	--	--	--	--	--	--	--	--
49	OTHER NON FERROUS METAL PRODUCTS	--	--	--	--	--	--	--	4.1
50	BOILERS, TANKS & PLATES	--	--	--	--	--	--	--	--
51	FABRICATED STRUCTURAL METAL PROD.	--	--	--	--	--	--	--	--
52	OTHER METAL FABRICATED PRODUCTS	14.9	--	--	--	1.6	--	0.6	4.2
53	AGRICULTURAL MACHINERY	--	--	--	--	--	--	--	--
54	OTHER INDUSTRIAL MACHINERY	--	--	--	--	--	--	0.1	--
55	MOTOR VEHICLES	--	--	--	--	--	--	--	--
56	MOTOR VEHICLE PARTS	--	--	--	--	--	--	--	--
57	OTHER TRANSPORT EQUIPMENT	--	--	--	--	--	--	--	--
58	APPLIANCES & RECEIVERS, HOUSEHOLD	--	--	--	0.1	--	--	--	0.4
59	OTHER ELECTRICAL PRODUCTS	--	--	--	0.2	--	--	--	0.1
60	CEMENT & CONCRETE PRODUCTS	--	--	--	--	--	--	--	--
61	OTHER NON-METALLIC MINERAL PROD.	1.8	--	--	0.4	0.1	--	10.5	--
62	GASOLINE & FUEL OIL	47.7	--	18.8	7.7	2.6	7.6	26.0	11.3
63	OTHER PETROLEUM & COAL PROD.	3.0	--	0.3	1.0	0.1	0.7	1.0	4.3
64	INDUSTRIAL CHEMICALS	10.5	--	--	2.5	0.2	--	0.1	14.4
65	FERTILIZERS	--	--	--	--	--	--	0.1	--
66	PHARMACEUTICALS	--	--	--	32.3	--	--	--	--
67	OTHER CHEMICAL PRODUCTS	--	--	--	0.3	--	0.4	1.6	45.2
68	SCIENTIFIC EQUIPMENT	0.6	--	--	14.2	16.2	1.9	--	17.8
69	OTHER MANUFACTURED PRODUCTS	5.4	--	--	7.8	18.3	0.7	4.0	3.2
70	RESIDENTIAL CONSTRUCTION	--	--	--	--	--	--	--	--
71	NON RESIDENTIAL CONSTRUCTION	--	--	--	--	--	--	--	--
72	REPAIR CONSTRUCTION	48.0	913.8	419.6	2.2	6.0	0.9	17.5	0.8
73	PIPELINE TRANSPORTATION	13.1	--	8.8	0.8	0.1	0.1	1.8	0.1
74	TRANSPORTATION & STORAGE	91.9	--	2.3	3.7	4.6	6.3	10.3	5.6
75	RADIO & TELEVISION BROADCASTING	--	--	--	--	--	--	--	--
76	TELEPHONE & TELEGRAPH	94.6	--	183.3	50.1	5.5	63.5	30.5	9.7
77	POSTAL SERVICES	97.3	--	59.5	8.8	1.1	13.6	1.0	1.5
78	ELECTRIC POWER	128.1	--	58.6	4.3	10.1	7.2	37.6	11.0
79	OTHER UTILITIES	23.1	--	27.7	1.9	0.2	0.3	6.8	0.5
80	WHOLESALE MARGINS	36.6	--	10.5	13.8	2.9	4.6	76.2	20.6
81	RETAIL MARGINS	14.1	--	3.0	1.9	14.0	3.3	33.2	2.0
82	IMPUTED RENT OWNER OCCUP. DWEL.	--	--	--	--	--	--	--	--
83	OTHER FINANCE, INS. REAL ESTATE	685.9	64.2	1183.4	80.7	82.1	179.6	180.2	58.2
84	BUSINESS SERVICES	91.8	--	299.1	28.2	12.1	192.5	35.4	9.1
85	EDUCATION SERVICES	--	--	--	--	--	--	--	--
86	HEALTH SERVICES	--	--	6.9	0.7	--	--	--	--
87	AMUSEMENT & RECREATION SERVICES	--	--	--	0.2	64.8	3.9	32.3	--
88	ACCOMMODATION & FOOD SERVICES	--	--	--	--	--	--	4.1	--
89	OTHER PERSONAL & MISC. SERVICES	54.3	--	74.2	32.6	19.6	65.2	38.8	19.5
90	TRANSPORTATION MARGINS	17.8	--	2.5	4.1	0.9	1.4	32.0	7.0
91	OPERATING, OFFICE, LAB & FOOD	420.4	--	267.6	127.3	92.8	292.1	154.8	77.3
92	TRAVEL, ADVERTISING & PROMOTION	347.4	--	311.3	21.9	59.8	141.8	86.3	23.6
93	NON-COMPETING IMPORTS	3.3	--	--	--	--	--	7.2	--
94	UNALLOCATED IMPORTS & EXPORTS	--	--	--	--	--	--	--	--
95	INDIRECT TAXES	265.0	1608.6	1486.9	24.1	25.6	42.7	123.1	35.7
96	SUBSIDIES	-7.6	-80.7	-83.9	-0.4	-1.7	-2.3	-0.1	-0.9
97	WAGES & SALARIES	4282.0	--	3029.5	495.1	223.4	1459.1	1429.2	480.5
98	SUPPLEMENTARY LABOUR INCOME	161.5	--	231.0	19.4	6.6	44.0	34.0	13.9
99	NET INCOME, INC. BUSINESS	821.3	963.6	728.8	1226.0	58.5	637.4	443.7	243.2
100	OTHER OPERATING SURPLUS	1221.5	2473.8	3243.4	80.3	170.4	546.3	418.7	113.9
TOTAL		9434.1	5943.3	11635.9	2335.3	904.5	3713.7	4244.7	1288.2

NOTE: DETAIL MAY NOT ADD DUE TO ROUNDING.

TABLE 105. USE (INPUT) MATRIX (AGGREGATION - M), 1972 (MILLIONS OF DOLLARS) - CONCLUDED

NO.	COMMODITY AGGREGATION - M	TRANS MARGINS	OPERATING OFFICE LAB & FOOD	TRAVEL PROMOTION, ADV'G.	TOTAL INDUSTRIES
1	GRAINS.....	383.5
2	LIVE ANIMALS.....	..	3.7	..	1979.7
3	OTHER AGRICULTURAL PRODUCTS.....	..	43.9	..	1463.9
4	FORESTRY PRODUCTS.....	1644.1
5	FISH LANDINGS.....	..	1.8	..	200.5
6	HUNTING & TRAPPING PRODUCTS.....	17.9
7	IRON ORES & CONCENTRATES.....	166.5
8	OTHER METAL ORES & CONCENTRATES.....	1393.8
9	COAL.....	256.9
10	CRUDE MINERAL OILS.....	1600.2
11	NATURAL GAS.....	119.4
12	NON-METALLIC MINERALS.....	..	0.4	..	322.4
13	SERVICES INCIDENTAL TO MINING.....	340.3
14	MEAT PRODUCTS.....	..	101.7	..	1174.1
15	DAIRY PRODUCTS.....	..	63.1	..	428.5
16	FISH PRODUCTS.....	..	4.7	..	90.7
17	FRUITS & VEGETABLES PREPARATIONS.....	..	28.5	..	153.4
18	FIELDS.....	717.3
19	FLOUR, WHEAT, MEAL & OTHER CEREALS.....	..	4.1	..	139.5
20	BREAKFAST CEREAL & BAKERY PROD.....	..	36.8	..	106.2
21	SUGAR.....	..	5.8	..	177.7
22	MISC. FOOD PRODUCTS.....	..	21.9	..	367.8
23	SOFT DRINKS.....	..	14.5	..	65.0
24	ALCOHOLIC BEVERAGES.....	46.7	55.6
25	TOBACCO PROCESSED UNMANUFACTURED.....	126.3
26	CIGARETTES & TOBACCO MFG.....	2.3
27	TIRES & TUBES.....	..	146.4	2.9	365.2
28	OTHER RUBBER PRODUCTS.....	..	32.1	1.0	263.5
29	PLASTIC FABRICATED PRODUCTS.....	..	80.5	..	556.8
30	LEATHER & LEATHER PRODUCTS.....	..	11.8	..	135.6
31	YARNS & MAN MADE FIBRES.....	538.1
32	FABRICS.....	988.7
33	OTHER TEXTILE PRODUCTS.....	..	40.9	..	440.9
34	HOSIERY & KNITTED WEAR.....	2.0
35	CLOTHING & ACCESSORIES.....	..	15.3	..	197.2
36	LUMBER & TIMBER.....	..	2.9	..	634.2
37	VENEER & PLYWOOD.....	337.0
38	OTHER WOOD FABRICATED MATERIALS.....	..	0.8	..	894.8
39	FURNITURE & FIXTURES.....	66.9
40	PULP.....	158.1
41	NEWSPRINT & OTHER PAPER STOCK.....	..	10.5	..	983.6
42	PAPER PRODUCTS.....	..	285.3	2.1	1257.5
43	PRINTING & PUBLISHING.....	..	397.9	252.3	947.4
44	ADVERTISING, PRINT MEDIA.....	544.0	544.0
45	IRON & STEEL PRODUCTS.....	..	12.7	..	2648.8
46	ALUMINUM PRODUCTS.....	466.1
47	COPPER & COPPER ALLOY PRODUCTS.....	..	2.0	..	532.0
48	NICKEL PRODUCTS.....	37.4
49	OTHER NON-FERROUS METAL PRODUCTS.....	..	8.5	..	416.4
50	BOILERS, TANKS & PLATES.....	..	3.5	..	257.2
51	FABRICATED STRUCTURAL METAL PROD.....	953.4
52	OTHER METAL FABRICATED PRODUCTS.....	..	394.8	..	2645.5
53	AGRICULTURAL MACHINERY.....	..	2.5	..	79.7
54	OTHER INDUSTRIAL MACHINERY.....	..	873.3	..	1649.2
55	MOTOR VEHICLES.....	84.5
56	MOTOR VEHICLE PARTS.....	..	413.7	34.9	3263.4
57	OTHER TRANSPORT EQUIPMENT.....	..	1.2	..	362.8
58	APPLIANCES & REELECTR. HOUSEHOLD.....	..	5.5	..	151.9
59	OTHER ELECTRICAL PRODUCTS.....	..	257.1	4.4	1793.9
60	CEMENT & CONCRETE PRODUCTS.....	831.9
61	OTHER NON-METALLIC MINERAL PROD.....	..	33.7	..	852.8
62	GASOLINE & FUEL OIL.....	47.0	1025.1
63	OTHER PETROLEUM & COAL PROD.....	..	7.0	3.2	449.3
64	INDUSTRIAL CHEMICALS.....	..	96.7	..	1429.1
65	FERTILIZERS.....	..	7.9	..	78.7
66	PHARMACEUTICALS.....	..	19.4	..	319.6
67	OTHER CHEMICAL PRODUCTS.....	..	214.9	2.3	1014.9
68	SCIENTIFIC EQUIPMENT.....	..	150.9	..	366.7
69	OTHER MANUFACTURED PRODUCTS.....	..	66.6	60.4	505.1
70	RESIDENTIAL CONSTRUCTION.....
71	NON-RESIDENTIAL CONSTRUCTION.....
72	REPAIR CONSTRUCTION.....	2378.1
73	PIPELINE TRANSPORTATION.....	280.7
74	TRANSPORTATION & STORAGE.....	3936.5	..	573.4	6306.2
75	RADIO & TELEVISION BROADCASTING.....	307.8	324.3
76	TELEPHONE & TELEGRAPH.....	1007.1
77	POSTAL SERVICES.....	314.7
78	ELECTRIC POWER.....	1050.3
79	OTHER UTILITIES.....	218.1
80	WHOLESALE MARGINS.....	..	724.0	51.8	3742.8
81	RETAIL MARGINS.....	..	258.1	51.5	679.1
82	IMPUTED RENT OWNER OCPI, DWEL.....
83	OTHER FINANCE, INS., REAL ESTATE.....	5134.8
84	BUSINESS SERVICES.....	341.4	2696.0
85	EDUCATION SERVICES.....
86	HEALTH SERVICES.....	7.6
87	AMUSEMENT & RECREATION SERVICES.....	58.6	213.4
88	ACCOMMODATION & FOOD SERVICES.....	696.4	736.3
89	OTHER PERSONAL & MISC. SERVICES.....	..	1095.4	69.5	2448.8
90	TRANSPORTATION MARGINS.....	..	187.3	17.4	1981.3
91	OPERATING, OFFICE, LAB & FOOD.....	5322.1
92	TRAVEL, ADVERTISING & PROMOTION.....	3091.4
93	NON-COMPETING IMPORTS.....	..	4.2	..	347.0
94	UNALLOCATED IMPORTS & EXPORTS.....	..	61.9	146.4	208.2
95	INDIRECT TAXES.....	..	567.6	260.2	7471.7
96	SUBSIDIES.....	-884.0
97	WAGES & SALARIES.....	40464.6
98	SUPPLEMENTARY LABOUR INCOME.....	2382.0
99	NET INCOME, UNINC. BUSINESS.....	7975.6
100	OTHER OPERATING SURPLUS.....	24793.9
TOTAL.....		3936.5	6825.6	3577.9	165516.3

NOTE: DETAIL MAY NOT ADD DUE TO ROUNDING.

TABLE 106. FINAL DEMAND MATRIX (AGGREGATION - M), 1972 (MILLIONS OF DOLLARS)

NO.	COMMODITY AGGREGATION - M	CONS. EXP. DURABLE	CONS. EXP. SEMI DURABLE	CONS. EXP. NON DURABLE	CONS. EXP. SERVICES	CONS. TRUCTION, BUSINESS	CONS. TRUCTION, GOVERNMENT	MACHINERY, EQUIPMENT BUSINESS	MACHINERY, EQUIPMENT GOVERNMENT
1	GRAINS.....	--	--	--	--	--	--	--	--
2	LIVE ANIMALS.....	--	15.7	79.1	--	--	--	--	--
3	OTHER AGRICULTURAL PRODUCTS.....	--	--	675.8	22.1	--	--	--	--
4	FORESTRY PRODUCTS.....	--	--	30.8	--	--	--	--	--
5	FISH LANDINGS.....	--	--	14.8	--	--	--	--	--
6	HUNTING & TRAPPING PRODUCTS.....	--	--	--	--	--	--	--	--
7	IRON ORES & CONCENTRATES.....	--	--	--	--	--	--	--	--
8	OTHER METAL ORES & CONCENTRATES.....	--	--	--	--	--	--	--	--
9	COAL.....	--	--	8.9	0.7	--	--	--	--
10	CRUDE MINERAL OILS.....	--	--	--	--	--	--	--	--
11	NATURAL GAS.....	--	--	78.9	15.2	--	--	--	--
12	NON-METALLIC MINERALS.....	--	3.2	11.7	--	--	--	--	--
13	SERVICES INCIDENTAL TO MINING.....	--	--	--	--	171.4	--	--	--
14	MEAT PRODUCTS.....	--	--	2119.3	--	--	--	--	--
15	DAIRY PRODUCTS.....	--	--	1056.3	--	--	--	--	--
16	FISH PRODUCTS.....	--	--	100.4	--	--	--	--	--
17	FRUITS & VEGETABLES PREPARATIONS.....	--	--	679.4	--	--	--	--	--
18	FEEDS.....	--	--	76.8	--	--	--	--	--
19	FLOUR, WHEAT, MEAL & OTHER CEREALS.....	--	--	44.4	--	--	--	--	--
20	BREAKFAST CEREAL & BAKERY PROD.....	--	--	701.7	--	--	--	--	--
21	SUGAR.....	--	--	75.0	--	--	--	--	--
22	MISC. FOOD PRODUCTS.....	--	--	870.7	--	--	--	--	--
23	SOFT DRINKS.....	--	--	341.8	--	--	--	--	--
24	ALCOHOLIC BEVERAGES.....	--	--	797.5	--	--	--	--	--
25	TOBACCO PROCESSED UNMANUFACTURED.....	--	--	--	--	--	--	--	--
26	CIGARETTES & TOBACCO MFG.....	--	--	411.2	--	--	--	--	--
27	TIRES & TUBES.....	128.9	--	--	--	--	--	0.6	--
28	OTHER RUBBER PRODUCTS.....	5.8	63.5	3.8	--	--	--	9.6	2.3
29	PLASTIC FABRICATED PRODUCTS.....	1.8	32.8	21.3	--	--	--	--	--
30	LEATHER & LEATHER PRODUCTS.....	--	431.4	--	--	--	--	--	--
31	YARNS & MAN MADE FIBRES.....	--	40.2	--	--	--	--	--	--
32	FABRICS.....	--	134.9	--	--	--	--	--	--
33	OTHER TEXTILE PRODUCTS.....	222.2	234.0	77.4	--	--	--	9.3	0.8
34	HOSIERY & KNITTED WEAR.....	--	647.4	--	--	--	--	--	--
35	CLOTHING & ACCESSORIES.....	--	1394.6	--	--	--	--	--	--
36	LUMBER & TIMBER.....	--	16.4	--	--	--	--	--	--
37	VENEER & PLYWOOD.....	--	15.7	--	--	--	--	--	--
38	OTHER WOOD FABRICATED MATERIALS.....	23.6	6.0	0.5	--	--	--	12.3	0.2
39	FURNITURE & FIXTURES.....	637.3	25.0	--	--	--	--	181.2	47.6
40	PULP.....	--	--	--	--	--	--	--	--
41	NEWSPRINT & OTHER PAPER STOCK.....	--	2.8	1.5	--	--	--	--	--
42	PAPER PRODUCTS.....	--	12.5	249.6	--	--	--	--	--
43	PRINTING & PUBLISHING.....	--	497.4	--	30.0	--	--	--	--
44	ADVERTISING, PRINT MEDIA.....	--	--	--	--	--	--	--	--
45	IRON & STEEL PRODUCTS.....	--	--	--	--	--	--	--	--
46	ALUMINUM PRODUCTS.....	--	--	--	--	--	--	--	--
47	COPPER & COPPER ALLOY PRODUCTS.....	--	--	--	--	--	--	--	--
48	NICKEL PRODUCTS.....	--	--	--	--	--	--	--	--
49	OTHER NON FERROUS METAL PRODUCTS.....	--	2.8	--	--	--	--	--	--
50	BOILERS, TANKS & PLATES.....	--	--	--	--	--	--	-59.0	--
51	FABRICATED STRUCTURAL METAL PROD.....	--	1.9	--	--	--	--	64.8	2.2
52	OTHER METAL FABRICATED PRODUCTS.....	35.9	154.2	12.3	--	--	--	1.7	0.7
53	AGRICULTURAL MACHINERY.....	8.8	--	--	--	--	--	109.1	17.3
54	OTHER INDUSTRIAL MACHINERY.....	25.6	28.5	--	--	--	--	483.2	3.1
55	MOTOR VEHICLES.....	2178.1	--	--	--	94.5	--	1847.6	56.2
56	MOTOR VEHICLE PARTS.....	211.1	--	--	--	--	--	929.7	88.0
57	OTHER TRANSPORT EQUIPMENT.....	174.7	--	--	--	--	--	52.1	2.3
58	APPLIANCES & RECEIVERS HOUSEHOLD.....	1086.7	--	--	--	--	--	412.0	30.6
59	OTHER ELECTRICAL PRODUCTS.....	81.5	77.4	--	--	--	--	110.5	6.6
60	CEMENT & CONCRETE PRODUCTS.....	--	2.7	--	--	--	--	1018.0	25.3
61	OTHER NON-METALLIC MINERAL PROD.....	--	86.0	--	--	--	--	--	--
62	GASOLINE & FUEL OIL.....	--	--	916.1	14.2	--	--	19.1	0.2
63	OTHER PETROLEUM & COAL PROD.....	--	0.5	49.4	0.5	--	--	--	--
64	INDUSTRIAL CHEMICALS.....	3.6	0.7	2.7	--	--	--	5.0	--
65	FERTILIZERS.....	--	--	2.4	--	--	--	--	--
66	PHARMACEUTICALS.....	--	--	265.5	--	--	--	--	--
67	OTHER CHEMICAL PRODUCTS.....	16.2	75.2	452.7	--	--	--	--	--
68	SCIENTIFIC EQUIPMENT.....	142.8	60.0	61.7	--	--	--	--	--
69	OTHER MANUFACTURED PRODUCTS.....	379.5	218.8	23.0	8.2	--	--	135.8	82.3
70	RESIDENTIAL CONSTRUCTION.....	--	--	--	--	5124.1	24.0	29.5	2.7
71	NON-RESIDENTIAL CONSTRUCTION.....	--	--	--	--	5961.9	1475.1	--	--
72	REPAIR CONSTRUCTION.....	--	--	--	38.9	--	--	--	--
73	PIPELINE TRANSPORTATION.....	--	--	72.0	1.4	--	--	--	--
74	TRANSPORTATION & STORAGE.....	--	--	--	1731.2	--	--	--	--
75	RADIO & TELEVISION BROADCASTING.....	--	--	--	89.7	--	--	--	--
76	TELEPHONE & TELEGRAPH.....	--	--	--	861.0	--	--	--	--
77	POSTAL SERVICES.....	--	--	--	167.7	--	--	--	--
78	ELECTRIC POWER.....	--	--	908.6	36.5	--	--	--	--
79	OTHER UTILITIES.....	--	--	155.7	262.0	--	--	--	--
80	WHOLESALE MARGINS.....	713.2	386.1	1090.2	12.0	11.1	--	758.6	31.5
81	RETAIL MARGINS.....	1759.1	2090.4	2941.2	10.1	8.7	--	172.1	13.9
82	IMPUTED RENT, OWNER OCCUP. DWEL.....	--	--	--	5943.3	--	--	--	--
83	OTHER FINANCIALS, REAL ESTATE.....	--	--	--	6381.3	643.0	--	--	--
84	BUSINESS SERVICES.....	--	--	--	306.9	--	--	--	--
85	EDUCATION SERVICES.....	--	--	--	270.3	--	--	--	--
86	HEALTH SERVICES.....	--	--	--	907.7	--	--	--	--
87	AMUSEMENT & RECREATION SERVICES.....	--	--	--	688.3	--	--	--	--
88	ACCOMMODATION & FOOD SERVICES.....	--	--	--	3708.0	--	--	--	--
89	OTHER PERSONAL & MISC. SERVICES.....	758.9	70.7	--	1180.0	--	--	--	--
90	TRANSPORTATION MARGINS.....	141.4	162.7	341.0	3.1	1.9	--	158.5	9.9
91	OPERATING OFFICE LAB & FOOD.....	--	--	--	235.4	--	--	--	--
92	TRAVEL, ADVERTISING & PROMOTION.....	--	--	--	111.5	--	--	--	--
93	NON-COMPETING IMPORTS.....	--	--	113.2	--	--	--	--	--
94	UNALLOCATED IMPORTS & EXPORTS.....	--	--	--	129.0	--	--	--	--
95	INDIRECT TAXES.....	1061.5	761.9	3299.3	321.8	8.8	--	555.3	33.4
96	SUBSIDIES.....	--	--	--	--	--	--	--	--
97	WAGES & SALARIES.....	--	--	--	2098.2	--	--	--	--
98	SUPPLEMENTARY LABOUR INCOME.....	--	--	--	116.7	--	--	--	--
99	NET INCOME, UNINC. BUSINESS.....	--	--	--	--	--	--	--	--
100	OTHER OPERATING SURPLUS.....	--	--	--	158.5	--	--	--	--
TOTAL.....		9796.0	7753.8	19233.9	25361.5	12025.3	3499.1	7036.5	459.0

NOTE: DETAIL MAY NOT ADD DUE TO ROUNDING.

TABLE 106. FINAL DEMAND MATRIX (AGGREGATION - M), 1972 (MILLIONS OF DOLLARS) - CONCLUDED

NO.	COMMODITY AGGREGATION - M	INVENTORIES	DOMESTIC EXPORTS	RE-EXPORTS	IMPORTS	GOVT. GROSS CURRENT EXPEND.	GOVT. SALE OF GOOD & SERVICES	FINAL EXPEND. ON GDP
1	GRAINS	-343.5	931.0	1.0	-26.8	--	-0.3	561.5
2	LIVE ANIMALS	89.4	86.1	0.2	-47.5	--	-5.7	217.3
3	OTHER AGRICULTURAL PRODUCTS	-50.3	249.8	2.8	-357.6	19.3	-4.5	557.4
4	FORESTRY PRODUCTS	-69.2	29.2	--	-52.5	--	--	-61.6
5	FISH LANDINGS	-0.5	65.2	0.4	-47.1	--	-0.2	32.6
6	HUNTING & TRAPPING PRODUCTS	0.1	16.3	4.1	-20.7	--	--	-0.3
7	IRON ORES & CONCENTRATES	0.3	295.6	--	-19.7	--	--	276.2
8	OTHER METAL ORES & CONCENTRATES	-6.1	657.8	0.3	-216.0	3.2	--	439.1
9	COAL	45.7	90.8	--	-251.7	5.3	-21.0	-121.2
10	CRUDE MINERAL OILS	4.4	991.9	0.5	-845.8	--	--	151.0
11	NATURAL GAS	-0.8	154.0	--	-7.5	10.6	--	250.4
12	NON-METALLIC MINERALS	17.1	260.8	2.3	-113.6	30.9	-0.1	212.4
13	SERVICES INCIDENTAL TO MINING	--	--	--	--	--	--	171.4
14	MEAT PRODUCTS	26.7	200.6	3.7	-218.6	--	-1.5	2130.2
15	DAIRY PRODUCTS	33.5	50.4	0.4	-36.4	--	--	1104.1
16	FISH PRODUCTS	-0.5	273.3	2.9	-44.4	--	--	331.7
17	FRUITS & VEGETABLES PREPARATIONS	-4.8	49.0	0.6	-194.0	--	--	530.2
18	FEEDS	20.7	60.5	--	-42.9	--	--	115.1
19	FLOUR, WHEAT MEAL & OTHER CEREALS	2.5	49.2	--	-15.6	--	--	80.6
20	BREAKFAST CEREAL & BAKERY PROD.	4.1	17.5	--	-18.5	--	--	704.9
21	SUGAR	8.4	3.0	--	-0.1	--	--	86.3
22	MISC. FOOD PRODUCTS	20.8	64.0	14.1	-228.3	--	--	741.3
23	SOFT DRINKS	1.8	1.2	--	-4.3	--	--	340.6
24	ALCOHOLIC BEVERAGES	22.2	202.0	0.1	-151.9	--	--	870.0
25	TOBACCO PROCESSED UNMANUFACTURED	-18.7	54.1	0.1	-4.4	--	--	31.1
26	CIGARETTES & TOBACCO MFG.	13.8	3.9	0.1	-10.2	--	--	418.8
27	TIRES & TUBES	20.3	21.3	0.7	-127.2	--	--	45.6
28	OTHER RUBBER PRODUCTS	10.3	20.1	0.8	-135.5	--	--	-19.4
29	PLASTIC FABRICATED PRODUCTS	3.7	28.5	2.3	-149.0	--	--	-58.7
30	LEATHER & LEATHER PRODUCTS	12.1	20.9	1.4	-173.0	--	--	292.8
31	YARNS & MAN-MADE FIBRES	8.8	26.6	1.9	-197.4	0.1	--	119.8
32	FABRICS	40.6	43.1	5.7	-481.6	0.4	--	-256.9
33	OTHER TEXTILE PRODUCTS	32.2	20.9	1.5	-210.8	26.7	--	414.1
34	HOSIERY & KNITTED WEAR	20.3	6.4	1.0	-166.3	0.5	--	509.3
35	CLOTHING & ACCESSORIES	54.4	71.5	2.5	-197.4	11.9	-3.0	1334.4
36	LUMBER & TIMBER	-26.9	1164.4	0.3	-69.4	--	-8.8	1075.9
37	VENEER & PLYWOOD	7.6	91.7	0.6	-79.0	--	--	36.7
38	OTHER WOOD FABRICATED MATERIALS	-14.5	109.2	1.6	-50.2	--	--	88.7
39	FURNITURE & FIXTURES	21.1	44.7	0.9	-94.1	6.0	--	869.6
40	PULP	-15.1	832.6	--	-17.7	--	--	799.9
41	NEWSPRINT & OTHER PAPER STOCK	-23.1	1200.3	0.2	-85.6	--	--	1096.1
42	PAPER PRODUCTS	26.2	49.1	1.6	-172.5	--	--	166.4
43	PRINTING & PUBLISHING	13.2	40.3	7.6	-312.5	90.4	-14.1	352.4
44	ADVERTISING, PRINT MEDIA	--	--	--	--	--	-0.1	-0.1
45	IRON & STEEL PRODUCTS	-32.1	258.6	11.6	-506.1	--	--	-268.2
46	ALUMINUM PRODUCTS	-3.1	367.7	1.2	-104.3	--	--	261.5
47	COPPER & COPPER ALLOY PRODUCTS	-55.5	417.7	1.3	-53.8	--	--	309.8
48	NICKEL PRODUCTS	-44.2	667.3	50.8	-69.1	--	--	604.7
49	OTHER NON-FERROUS METAL PRODUCTS	33.5	336.4	13.5	-141.8	--	-0.5	184.8
50	BOILERS, TANKS & PLATES	-5.5	37.1	0.9	-35.4	--	--	64.1
51	FABRICATED STRUCTURAL METAL PROD.	-40.4	62.6	0.9	-97.6	--	--	-70.2
52	OTHER METAL FABRICATED PRODUCTS	17.3	206.2	15.3	-725.5	30.3	--	-127.5
53	AGRICULTURAL MACHINERY	3.5	216.1	9.9	-500.0	--	--	224.6
54	OTHER INDUSTRIAL MACHINERY	4.7	536.6	73.2	-2294.3	20.9	-0.6	298.1
55	MOTOR VEHICLES	308.3	2732.3	5.1	-2126.2	18.3	-0.1	4228.0
56	MOTOR VEHICLE PARTS	54.3	1535.1	45.0	-2898.3	--	-0.1	998.4
57	OTHER TRANSPORT EQUIPMENT	31.5	605.7	46.8	-491.2	169.7	-1.0	999.0
58	APPLIANCES & RECEIVERS, HOUSEHOLD	88.8	62.8	3.4	-597.9	--	--	760.8
59	OTHER ELECTRICAL PRODUCTS	54.8	431.4	28.6	-995.1	32.1	-2.6	751.3
60	CEMENT & CONCRETE PRODUCTS	-8.5	44.4	--	-3.4	--	--	35.2
61	OTHER NON-METALLIC MINERAL PROD.	7.2	99.1	1.3	-282.2	--	--	-69.3
62	GASOLINE & FUEL OIL	29.9	102.2	7.5	-147.9	124.6	-6.4	1040.2
63	OTHER PETROLEUM & COAL PROD.	-16.0	85.3	0.2	-90.4	5.1	-6.0	28.6
64	INDUSTRIAL CHEMICALS	-16.7	291.5	11.5	-557.5	17.7	-0.3	-221.8
65	FERTILIZERS	-1.9	155.7	--	-21.4	--	--	132.9
66	PHARMACEUTICALS	20.5	28.9	7.4	-109.6	96.5	-0.9	308.5
67	OTHER CHEMICAL PRODUCTS	31.9	68.4	1.9	-365.7	14.8	--	297.4
68	SCIENTIFIC EQUIPMENT	14.0	105.8	28.2	-608.4	89.2	-12.2	99.2
69	OTHER MANUFACTURED PRODUCTS	38.3	119.5	14.4	-495.6	3.0	-4.5	336.8
70	RESIDENTIAL CONSTRUCTION	--	--	--	--	--	--	5148.1
71	NON-RESIDENTIAL CONSTRUCTION	--	--	--	--	41.0	--	9478.0
72	REPAIR CONSTRUCTION	--	--	--	--	605.5	--	644.4
73	PIPELINE TRANSPORTATION	--	303.3	--	-37.0	--	--	348.2
74	TRANSPORTATION & STORAGE	--	452.0	--	-114.2	292.0	-83.1	1777.9
75	RADIO & TELEVISION BROADCASTING	--	14.0	--	-11.6	--	--	92.1
76	TELEPHONE & TELEGRAPH	--	14.9	--	-22.8	158.8	-0.2	1011.7
77	POSTAL SERVICES	--	6.0	--	-3.6	55.1	--	225.2
78	ELECTRIC POWER	--	64.8	--	-6.3	191.6	-2.4	1190.9
79	OTHER UTILITIES	--	--	--	--	57.0	-249.5	225.2
80	WHOLESALE MARGINS	--	816.9	24.2	-126.5	83.3	--	3802.7
81	RETAIL MARGINS	--	--	--	--	16.4	--	7012.1
82	IMPUTED RENT OWNER OCCUP. DWELL.	--	--	--	--	--	--	5943.3
83	OTHER FINANCES, REAL ESTATE	--	92.8	--	-349.2	343.2	-266.9	6844.1
84	BUSINESS SERVICES	--	182.7	--	-514.3	507.9	-49.2	434.1
85	EDUCATION SERVICES	--	--	--	--	263.1	-242.1	291.3
86	HEALTH SERVICES	--	--	--	--	1438.3	-310.6	2035.4
87	AMUSEMENT & RECREATION SERVICES	--	--	--	--	15.8	-68.6	635.5
88	ACCOMMODATION & FOOD SERVICES	--	--	--	--	--	-21.8	3686.2
89	OTHER PERSONAL & MISC. SERVICES	--	4.0	--	-21.6	340.4	-352.6	1979.8
90	TRANSPORTATION MARGINS	--	1091.6	7.9	--	37.2	--	1955.2
91	OPERATING, OFFICE, LAB & FOOD	--	--	--	--	1268.1	--	1503.6
92	TRAVEL, ADVERTISING & PROMOTION	--	--	--	--	374.9	--	486.4
93	NON-COMPETING IMPORTS	-8.0	--	--	-452.2	--	--	-347.0
94	UNALLOCATED IMPORTS & EXPORTS	--	1798.3	--	-2135.7	--	--	-208.3
95	INDIRECT TAXES	--	1.1	--	1136.0	109.2	--	7288.3
96	SUBSIDIES	--	--	--	--	--	--	--
97	WAGES & SALARIES	--	--	--	--	12299.7	--	14397.9
98	SUPPLEMENTARY LABOUR INCOME	--	--	--	--	1187.7	--	1304.4
99	NET INCOME, UNINC. BUSINESS	--	--	--	--	--	--	--
100	OTHER OPERATING SURPLUS	--	--	--	--	1496.0	--	1654.5
TOTAL		514.8	23065.9	479.3	-22654.9	22018.3	-1741.6	1064849.8

NOTE: DETAIL MAY NOT ADD DUE TO ROUNDING.

TABLE 107. IMPACT (INVERSE) MATRIX (AGGREGATION - M), 1972

NO	COMMODITY AGGREGATION - M	AGRICUL- TURE	FOREST- RY	FISHING, HUNTING & TRAPPING	METAL MINES	MINERAL FUELS	NON-METAL MINES & QUARRIES	SERVICES INCIDENTAL TO MINING	FOOD & BEVERAGE INDUSTRIES
1	GRAINS.....	1.0755	0.0030	0.0019	0.0023	0.0149	0.0070	0.0011	0.1297
2	LIVE ANIMALS.....	1.0758	0.0030	0.0023	0.0023	0.0149	0.0070	0.0011	0.1286
3	OTHER AGRICULTURAL PRODUCTS.....	1.0638	0.0087	0.0019	0.0023	0.0148	0.0069	0.0011	0.1349
4	FORESTRY PRODUCTS.....	0.0391	1.0595	0.0003	0.0025	0.0093	0.0010	0.0008	0.0137
5	FISH LANDINGS.....	0.0014	0.0035	1.0068	0.0024	0.0146	0.0015	0.0009	0.0032
6	HUNTING & TRAPPING PRODUCTS.....	0.0014	0.0035	1.0068	0.0024	0.0146	0.0015	0.0009	0.0032
7	IRON ORES & CONCENTRATES.....	0.0041	0.0021	0.0002	0.9933	0.0069	0.0054	0.0392	0.0098
8	OTHER METAL ORES & CONCENTRATES.....	0.0040	0.0022	0.0002	0.9501	0.0072	0.0053	0.0375	0.0098
9	COAL.....	0.0020	0.0019	0.0001	0.0065	1.0042	0.0015	0.0456	0.0045
10	CRUDE MINERAL OILS.....	0.0020	0.0019	0.0001	0.0065	1.0005	0.0015	0.0454	0.0045
11	NATURAL GAS.....	0.0020	0.0019	0.0001	0.0065	1.0042	0.0015	0.0456	0.0045
12	NON-METALLIC MINERALS.....	0.0050	0.0038	0.0002	0.0082	0.0814	0.8894	0.0206	0.0129
13	SERVICES INCIDENTAL TO MINING.....	0.0039	0.0019	0.0002	0.0088	0.0070	0.0148	0.9099	0.0094
14	MEAT PRODUCTS.....	0.3209	0.0070	0.0154	0.0027	0.0087	0.0035	0.0007	1.0921
15	DAIRY PRODUCTS.....	0.3286	0.0074	0.0171	0.0028	0.0087	0.0036	0.0007	1.2161
16	FISH PRODUCTS.....	0.3261	0.0074	0.0217	0.0028	0.0087	0.0036	0.0007	1.2103
17	FRUITS & VEGETABLES PREPARATIONS.....	0.3273	0.0074	0.0171	0.0028	0.0087	0.0036	0.0007	1.2150
18	FEEDS.....	0.3189	0.0073	0.0166	0.0028	0.0089	0.0038	0.0007	1.1837
19	FLOUR, WHEAT MEAL & OTHER CEREALS.....	0.3279	0.0074	0.0171	0.0028	0.0087	0.0036	0.0007	1.2171
20	BREAKFAST CEREAL & BAKERY PROD.....	0.3268	0.0074	0.0171	0.0028	0.0087	0.0036	0.0007	1.2132
21	SUGAR.....	0.3279	0.0074	0.0171	0.0028	0.0087	0.0036	0.0007	1.2171
22	MISC. FOOD PRODUCTS.....	0.3350	0.0073	0.0168	0.0028	0.0088	0.0037	0.0007	1.1934
23	SOFT DRINKS.....	0.3279	0.0074	0.0171	0.0028	0.0087	0.0036	0.0007	1.2171
24	ALCOHOLIC BEVERAGES.....	0.3279	0.0074	0.0171	0.0028	0.0087	0.0036	0.0007	1.2171
25	TOBACCO PROCESSED UNMANUFACTURED.....	0.2404	0.0144	0.0006	0.0018	0.0061	0.0022	0.0005	0.0412
26	CIGARETTES & TOBACCO MFG.....	0.2401	0.0144	0.0006	0.0018	0.0061	0.0022	0.0005	0.0412
27	TIRES & TUBES.....	0.0046	0.0057	0.0002	0.0037	0.0065	0.0035	0.0006	0.0126
28	OTHER RUBBER PRODUCTS.....	0.0062	0.0066	0.0003	0.0054	0.0065	0.0039	0.0007	0.0179
29	PLASTIC FABRICATED PRODUCTS.....	0.0049	0.0149	0.0002	0.0066	0.0069	0.0036	0.0007	0.0124
30	LEATHER & LEATHER PRODUCTS.....	0.0246	0.0061	0.0012	0.0036	0.0047	0.0018	0.0005	0.0806
31	YARNS & MAN MADE FIBRES.....	0.0042	0.0049	0.0002	0.0027	0.0056	0.0021	0.0005	0.0104
32	FABRICS.....	0.0041	0.0048	0.0002	0.0024	0.0047	0.0015	0.0004	0.0092
33	OTHER TEXTILE PRODUCTS.....	0.0042	0.0054	0.0002	0.0032	0.0052	0.0017	0.0005	0.0099
34	HOSIERY & KNITTED WEAR.....	0.0077	0.0034	0.0005	0.0015	0.0030	0.0008	0.0003	0.0079
35	CLOTHING & ACCESSORIES.....	0.0109	0.0032	0.0008	0.0018	0.0027	0.0008	0.0003	0.0094
36	LUMBER & TIMBER.....	0.0142	0.3204	0.0002	0.0030	0.0065	0.0010	0.0006	0.0107
37	VENEER & PLYWOOD.....	0.0143	0.3158	0.0002	0.0037	0.0064	0.0010	0.0006	0.0106
38	OTHER WOOD FABRICATED MATERIALS.....	0.0139	0.3054	0.0002	0.0036	0.0064	0.0011	0.0006	0.0107
39	FURNITURE & FIXTURES.....	0.0044	0.0370	0.0002	0.0133	0.0043	0.0015	0.0008	0.0089
40	PULP.....	0.0094	0.1566	0.0002	0.0040	0.0132	0.0044	0.0010	0.0118
41	NEWSPRINT & OTHER PAPER STOCK.....	0.0094	0.1568	0.0002	0.0040	0.0131	0.0044	0.0010	0.0118
42	PAPER PRODUCTS.....	0.0094	0.1368	0.0003	0.0059	0.0121	0.0041	0.0010	0.0143
43	PRINTING & PUBLISHING.....	0.0040	0.0303	0.0002	0.0021	0.0045	0.0013	0.0004	0.0082
44	ADVERTISING PRINT MEDIA.....	0.0039	0.0285	0.0002	0.0018	0.0044	0.0012	0.0004	0.0081
45	IRON & STEEL PRODUCTS.....	0.0034	0.0027	0.0002	0.2351	0.0137	0.0054	0.0100	0.0084
46	ALUMINUM PRODUCTS.....	0.0035	0.0044	0.0002	0.2436	0.0142	0.0056	0.0104	0.0085
47	COPPER & COPPER ALLOY PRODUCTS.....	0.0034	0.0026	0.0002	0.2470	0.0142	0.0056	0.0105	0.0084
48	NICKEL PRODUCTS.....	0.0034	0.0026	0.0002	0.2475	0.0142	0.0056	0.0105	0.0085
49	OTHER NON-FERROUS METAL PRODUCTS.....	0.0035	0.0030	0.0002	0.2223	0.0134	0.0054	0.0095	0.0088
50	BOILERS, TANKS & PLATS.....	0.0030	0.0034	0.0001	0.0533	0.0021	0.0059	0.0025	0.0075
51	FABRICATED STRUCTURAL METAL PROD.....	0.0030	0.0035	0.0001	0.0777	0.0070	0.0027	0.0035	0.0076
52	OTHER METAL FABRICATED PRODUCTS.....	0.0033	0.0040	0.0002	0.0628	0.0064	0.0025	0.0029	0.0087
53	AGRICULTURAL MACHINERY.....	0.0029	0.0033	0.0001	0.0276	0.0045	0.0022	0.0016	0.0075
54	OTHER INDUSTRIAL MACHINERY.....	0.0037	0.0067	0.0002	0.0440	0.0072	0.0036	0.0059	0.0098
55	MOTOR VEHICLES.....	0.0023	0.0035	0.0001	0.0190	0.0035	0.0013	0.0010	0.0059
56	MOTOR VEHICLE PARTS.....	0.0025	0.0036	0.0001	0.0213	0.0039	0.0016	0.0011	0.0064
57	OTHER TRANSPORT EQUIPMENT.....	0.0024	0.0035	0.0001	0.0190	0.0040	0.0013	0.0010	0.0061
58	APPLIANCES & RECEIVERS HOUSEHOLD.....	0.0030	0.0039	0.0001	0.0306	0.0044	0.0020	0.0015	0.0077
59	OTHER ELECTRICAL PRODUCTS.....	0.0029	0.0040	0.0001	0.0293	0.0043	0.0019	0.0015	0.0075
60	CEMENT & CONCRETE PRODUCTS.....	0.0041	0.0060	0.0002	0.0100	0.0170	0.0421	0.0021	0.0101
61	OTHER NON-METALLIC MINERAL PROD.....	0.0042	0.0077	0.0002	0.0109	0.0163	0.0401	0.0020	0.0101
62	GASOLINE & FUEL OIL.....	0.0025	0.0020	0.0001	0.0036	0.3123	0.0017	0.0145	0.0066
63	OTHER PETROLEUM & COAL PROD.....	0.0033	0.0044	0.0002	0.0125	0.3767	0.0033	0.0177	0.0085
64	INDUSTRIAL CHEMICALS.....	0.0132	0.0074	0.0006	0.0118	0.0215	0.0154	0.0019	0.0401
65	FERTILIZERS.....	0.0065	0.0048	0.0003	0.0050	0.0151	0.6644	0.0133	0.0171
66	PHARMACEUTICALS.....	0.0175	0.0065	0.0009	0.0060	0.0219	0.0159	0.0017	0.0561
67	OTHER CHEMICAL PRODUCTS.....	0.0298	0.0067	0.0015	0.0070	0.0212	0.0152	0.0017	0.1022
68	SCIENTIFIC EQUIPMENT.....	0.0041	0.0100	0.0002	0.0324	0.0052	0.0024	0.0016	0.0102
69	OTHER MANUFACTURED PRODUCTS.....	0.0050	0.0114	0.0002	0.0295	0.0147	0.0028	0.0020	0.0119
70	RESIDENTIAL CONSTRUCTION.....	0.0039	0.0196	0.0001	0.0148	0.0066	0.0057	0.0069	0.0071
71	NON-RESIDENTIAL CONSTRUCTION.....	0.0039	0.0196	0.0001	0.0148	0.0066	0.0057	0.0069	0.0071
72	REPAIR CONSTRUCTION.....	0.0039	0.0196	0.0001	0.0148	0.0066	0.0057	0.0069	0.0071
73	PIPELINE TRANSPORTATION.....	0.0035	0.0021	0.0002	0.0021	0.0135	0.0009	0.0010	0.0072
74	TRANSPORTATION & STORAGE.....	0.0036	0.0027	0.0002	0.0021	0.0135	0.0009	0.0010	0.0073
75	RADIO & TELEVISION BROADCASTING.....	0.0016	0.0013	0.0001	0.0013	0.0016	0.0003	0.0003	0.0032
76	TELEPHONE & TELEGRAPH.....	0.0016	0.0013	0.0001	0.0013	0.0016	0.0003	0.0003	0.0032
77	POSTAL SERVICES.....	0.0016	0.0013	0.0001	0.0013	0.0016	0.0003	0.0003	0.0032
78	ELECTRIC POWER.....	0.0011	0.0018	0.0001	0.0068	0.0131	0.0005	0.0012	0.0024
79	OTHER UTILITIES.....	0.0012	0.0019	0.0001	0.0042	0.0129	0.0004	0.0010	0.0024
80	WHOLESALE MARGINS.....	0.0136	0.0062	0.0007	0.0050	0.0057	0.0015	0.0006	0.0442
81	RETAIL MARGINS.....	0.0279	0.0034	0.0002	0.0012	0.0052	0.0006	0.0004	0.0099
82	IMPUTED RENT OWNER OC'D DWEL.....	0.0006	0.0030	--	0.0023	0.0011	0.0009	0.0011	0.0012
83	OTHER FINANCE INS. REAL ESTATE.....	0.0029	0.0022	0.0001	0.0067	0.0067	0.0011	0.0010	0.0055
84	BUSINESS SERVICES.....	0.0033	0.0018	0.0002	0.0014	0.0022	0.0004	0.0003	0.0076
85	EDUCATION SERVICES.....	0.0023	0.0012	0.0001	0.0014	0.0025	0.0005	0.0003	0.0053
86	HEALTH SERVICES.....	0.0023	0.0012	0.0001	0.0014	0.0025	0.0005	0.0003	0.0053
87	AMUSEMENT & RECREATION SERVICES.....	0.0062	0.0029	0.0003	0.0024	0.0036	0.0007	0.0005	0.0123
88	ACCOMMODATION & FOOD SERVICES.....	0.0685	0.0100	0.0045	0.0029	0.0055	0.0014	0.0005	0.1877
89	OTHER PERSONAL & MISC. SERVICES.....	0.0122	0.0066	0.0010	0.0042	0.0052	0.0021	0.0015	0.0104
90	TRANSPORTATION MARGINS.....	0.0035	0.0027	0.0002	0.0020	0.0131	0.0008	0.0009	0.0072
91	OPERATING, OFFICE LAB. & FOOD.....	0.0250	0.0104	0.0012	0.0091	0.0053	0.0027	0.0011	0.0577
92	TRAVEL, ADVERTISING & PROMOTION.....	0.0196	0.0093	0.0012	0.0022	0.0091	0.0009	0.0006	0.0547

TABLE 107. IMPACT (INVERSE) MATRIX (AGGREGATION - M), 1972 - CONTINUED

NO.	COMMODITY AGGREGATION - M	TOBACCO PRODUCTS INDUSTRIES	RUBBER & PLASTIC PROD. IND.	LEATHER INDUSTRIES	TEXTILE INDUSTRIES	KNITTING MILLS	CLOTHING INDUSTRIES	WOOD	FURNITURE, FIXTURE INDUSTRIES
1	GRAINS.....	..	0.0072	0.0003	0.0051	0.0002	0.0004	0.0039	0.0004
2	LIVE ANIMALS.....	..	0.0072	0.0003	0.0051	0.0002	0.0004	0.0039	0.0004
3	OTHER AGRICULTURAL PRODUCTS.....	..	0.0072	0.0003	0.0051	0.0002	0.0004	0.0039	0.0004
4	FORESTRY PRODUCTS.....	..	0.0068	0.0004	0.0047	0.0002	0.0005	0.0063	0.0006
5	FISH LANDINGS.....	..	0.0035	0.0002	0.0266	0.0006	0.0006	0.0001	0.0008
6	HUNTING & TRAPPING PRODUCTS.....	..	0.0035	0.0002	0.0266	0.0006	0.0006	0.0001	0.0008
7	IRON ORES & CONCENTRATES.....	..	0.0057	0.0003	0.0026	0.0002	0.0004	0.0024	0.0004
8	OTHER METAL ORES & CONCENTRATES.....	..	0.0059	0.0004	0.0028	0.0002	0.0004	0.0026	0.0004
9	COAL.....	..	0.0027	0.0001	0.0012	0.0001	0.0002	0.0040	0.0003
10	CRUDE MINERAL OILS.....	..	0.0027	0.0001	0.0012	0.0001	0.0002	0.0040	0.0003
11	NATURAL GAS.....	..	0.0027	0.0001	0.0012	0.0001	0.0002	0.0040	0.0003
12	NON-METALLIC MINERALS.....	..	0.0060	0.0004	0.0090	0.0003	0.0005	0.0046	0.0005
13	SERVICES INCIDENTAL TO MINING.....	..	0.0051	0.0003	0.0021	0.0001	0.0004	0.0017	0.0004
14	MEAT PRODUCTS.....	0.0005	0.0127	0.0003	0.0054	0.0003	0.0005	0.0049	0.0005
15	DAIRY PRODUCTS.....	0.0005	0.0097	0.0003	0.0054	0.0003	0.0004	0.0051	0.0005
16	FISH PRODUCTS.....	0.0001	0.0097	0.0003	0.0055	0.0003	0.0004	0.0051	0.0005
17	FRUITS & VEGETABLES PREPARATIONS.....	0.0001	0.0097	0.0003	0.0054	0.0003	0.0004	0.0051	0.0005
18	FEEDS.....	0.0001	0.0098	0.0003	0.0054	0.0003	0.0004	0.0051	0.0005
19	FLOUR, WHEAT MEAL & OTHER CEREALS.....	0.0001	0.0098	0.0003	0.0054	0.0003	0.0004	0.0051	0.0005
20	BREAKFAST CEREAL & BAKERY PROD.....	0.0001	0.0097	0.0003	0.0054	0.0003	0.0004	0.0051	0.0005
21	SUGAR.....	0.0001	0.0098	0.0003	0.0054	0.0003	0.0004	0.0051	0.0005
22	MISC. FOOD PRODUCTS.....	0.0001	0.0097	0.0003	0.0054	0.0003	0.0004	0.0051	0.0005
23	SOFT DRINKS.....	0.0001	0.0098	0.0003	0.0054	0.0003	0.0004	0.0051	0.0005
24	ALCOHOLIC BEVERAGES.....	0.0001	0.0098	0.0003	0.0101	0.0003	0.0004	0.0072	0.0005
25	TOBACCO PROCESSED UNMANUFACTURED.....	1.2343	0.0067	0.0003	0.0101	0.0003	0.0004	0.0072	0.0005
26	CIGARETTES & TOBACCO MFG.....	1.2325	0.0067	0.0003	0.0101	0.0003	0.0004	0.0072	0.0005
27	TIRES & TUBES.....	..	1.0272	0.0017	0.0428	0.0089	0.0017	0.0044	0.0004
28	OTHER RUBBER PRODUCTS.....	..	0.8116	0.0011	0.0904	0.0093	0.0028	0.0054	0.0005
29	PLASTIC FABRICATED PRODUCTS.....	..	0.8592	0.0027	0.0546	0.0079	0.0018	0.0113	0.0006
30	LEATHER & LEATHER PRODUCTS.....	0.0001	0.0977	1.0748	0.0298	0.0044	0.0060	0.0076	0.0007
31	YARNS & MAN MADE FIBRES.....	0.0001	0.0167	0.0012	1.1865	0.0172	0.0038	0.0038	0.0008
32	FABRICS.....	0.0001	0.0186	0.0013	1.0049	0.0240	0.0264	0.0036	0.0008
33	OTHER TEXTILE PRODUCTS.....	0.0001	0.0193	0.0024	1.1686	0.0226	0.0213	0.0047	0.0079
34	HOSIERY & KNITTED WEAR.....	..	0.0064	0.0086	0.2805	0.5645	0.5218	0.0023	0.0006
35	CLOTHING & ACCESSORIES.....	0.0001	0.0238	0.0258	0.2515	0.0648	0.9826	0.0025	0.0008
36	LUMBER & TIMBER.....	..	0.0078	0.0004	0.0039	0.0003	0.0005	1.0643	0.0043
37	VENEER & PLYWOOD.....	..	0.0076	0.0004	0.0036	0.0003	0.0005	1.1028	0.0018
38	OTHER WOOD FABRICATED MATERIALS.....	..	0.0085	0.0008	0.0066	0.0006	0.0005	1.0625	0.0066
39	FURNITURE & FIXTURES.....	0.0001	0.0361	0.0030	0.0519	0.0008	0.0015	0.1049	0.9305
40	PULP.....	..	0.0128	0.0004	0.0107	0.0005	0.0006	0.0532	0.0020
41	NEWSPRINT & OTHER PAPER STOCK.....	..	0.0128	0.0004	0.0108	0.0005	0.0006	0.0561	0.0020
42	PAPER PRODUCTS.....	..	0.0335	0.0016	0.0306	0.0012	0.0016	0.0481	0.0024
43	PRINTING & PUBLISHING.....	..	0.0098	0.0003	0.0053	0.0007	0.0003	0.0115	0.0006
44	ADVERTISING PRINT MEDIA.....	..	0.0050	0.0003	0.0025	0.0002	0.0004	0.0109	0.0005
45	IRON & STEEL PRODUCTS.....	..	0.0056	0.0003	0.0025	0.0002	0.0004	0.0048	0.0005
46	ALUMINUM PRODUCTS.....	..	0.0059	0.0003	0.0025	0.0002	0.0004	0.0048	0.0005
47	COPPER & COPPER ALLOY PRODUCTS.....	..	0.0052	0.0003	0.0023	0.0002	0.0004	0.0042	0.0004
48	NICKEL PRODUCTS.....	..	0.0052	0.0003	0.0023	0.0002	0.0004	0.0042	0.0004
49	OTHER NON-FERROUS METAL PRODUCTS.....	..	0.0064	0.0004	0.0032	0.0003	0.0004	0.0047	0.0006
50	BOILERS, TANKS & PLATES.....	..	0.0077	0.0003	0.0025	0.0002	0.0003	0.0060	0.0006
51	FABRICATED STRUCTURAL METAL PROD.....	..	0.0087	0.0003	0.0026	0.0002	0.0003	0.0062	0.0013
52	OTHER METAL FABRICATED PRODUCTS.....	..	0.0125	0.0005	0.0043	0.0003	0.0004	0.0074	0.0022
53	AGRICULTURAL MACHINERY.....	..	0.0140	0.0008	0.0038	0.0003	0.0003	0.0061	0.0011
54	OTHER INDUSTRIAL MACHINERY.....	0.0001	0.0169	0.0007	0.0051	0.0004	0.0004	0.0115	0.0018
55	MOTOR VEHICLES.....	..	0.0206	0.0008	0.0144	0.0010	0.0005	0.0077	0.0020
56	MOTOR VEHICLE PARTS.....	..	0.0622	0.0009	0.0390	0.0017	0.0009	0.0074	0.0019
57	OTHER TRANSPORT EQUIPMENT.....	..	0.0296	0.0008	0.0160	0.0011	0.0005	0.0076	0.0023
58	APPLIANCES & REFRIG. HOUSEHOLD.....	..	0.0212	0.0010	0.0052	0.0006	0.0004	0.0057	0.0112
59	OTHER ELECTRICAL PRODUCTS.....	..	0.0160	0.0009	0.0047	0.0005	0.0003	0.0059	0.0172
60	CEMENT & CONCRETE PRODUCTS.....	..	0.0084	0.0004	0.0042	0.0003	0.0004	0.0059	0.0006
61	OTHER NON-METALLIC MINERAL PROD.....	..	0.0181	0.0005	0.0049	0.0005	0.0005	0.0079	0.0018
62	GASOLINE & FUEL OIL.....	..	0.0036	0.0002	0.0016	0.0001	0.0002	0.0036	0.0003
63	OTHER PETROLEUM & COAL PROD.....	..	0.0047	0.0002	0.0022	0.0001	0.0002	0.0047	0.0004
64	INDUSTRIAL CHEMICALS.....	..	0.0461	0.0005	0.0134	0.0008	0.0006	0.0053	0.0005
65	FERTILIZERS.....	..	0.0089	0.0004	0.0005	0.0003	0.0005	0.0047	0.0005
66	PHARMACEUTICALS.....	..	0.0140	0.0004	0.0058	0.0004	0.0004	0.0049	0.0005
67	OTHER CHEMICAL PRODUCTS.....	..	0.0200	0.0006	0.0126	0.0005	0.0005	0.0053	0.0005
68	SCIENTIFIC EQUIPMENT.....	0.0001	0.0320	0.0036	0.0291	0.0035	0.0015	0.0180	0.0010
69	OTHER MANUFACTURED PRODUCTS.....	0.0019	0.0570	0.0061	0.0339	0.0035	0.0017	0.0192	0.0107
70	RESIDENTIAL CONSTRUCTION.....	..	0.0125	0.0004	0.0064	0.0004	0.0004	0.0597	0.0027
71	NON-RESIDENTIAL CONSTRUCTION.....	..	0.0125	0.0004	0.0064	0.0004	0.0004	0.0597	0.0027
72	REPAIR CONSTRUCTION.....	..	0.0125	0.0004	0.0064	0.0004	0.0004	0.0597	0.0027
73	PIPELINE TRANSPORTATION.....	..	0.0107	0.0003	0.0030	0.0002	0.0003	0.0033	0.0004
74	TRANSPORTATION & STORAGE.....	..	0.0108	0.0003	0.0031	0.0002	0.0003	0.0041	0.0005
75	RADIO & TELEVISION BROADCASTING.....	..	0.0021	0.0001	0.0013	0.0001	0.0001	0.0021	0.0004
76	TELEPHONE & TELEGRAPH.....	..	0.0021	0.0001	0.0013	0.0001	0.0001	0.0021	0.0004
77	POSTAL SERVICES.....	..	0.0021	0.0001	0.0013	0.0001	0.0001	0.0021	0.0004
78	ELECTRIC POWER.....	..	0.0016	0.0001	0.0009	0.0001	0.0001	0.0033	0.0002
79	OTHER UTILITIES.....	..	0.0017	0.0001	0.0010	0.0001	0.0001	0.0035	0.0002
80	WHOLESALE MARGINS.....	0.0005	0.0130	0.0016	0.0096	0.0017	0.0028	0.0077	0.0023
81	RETAIL MARGINS.....	..	0.0044	0.0002	0.0022	0.0002	0.0013	0.0027	0.0003
82	IMPUTED RENT OWNER OCCUP. DWEL.....	..	0.0019	0.0001	0.0010	0.0001	0.0001	0.0092	0.0004
83	OTHER FINANCIALS REAL ESTATE.....	..	0.0022	0.0001	0.0014	0.0001	0.0003	0.0040	0.0005
84	BUSINESS SERVICES.....	..	0.0040	0.0002	0.0017	0.0001	0.0003	0.0015	0.0003
85	EDUCATION SERVICES.....	..	0.0030	0.0002	0.0006	0.0002	0.0003	0.0011	0.0003
86	HEALTH SERVICES.....	..	0.0030	0.0002	0.0006	0.0002	0.0003	0.0011	0.0003
87	AMUSEMENT & RECREATION SERVICES.....	..	0.0061	0.0011	0.0035	0.0003	0.0005	0.0033	0.0006
88	ACCOMMODATION & FOOD SERVICES.....	0.0001	0.0055	0.0003	0.0117	0.0005	0.0011	0.0031	0.0009
89	OTHER PERSONAL & MISC. SERVICES.....	..	0.0059	0.0009	0.0055	0.0008	0.0007	0.0088	0.0038
90	TRANSPORTATION MARGINS.....	..	0.0106	0.0003	0.0030	0.0002	0.0003	0.0040	0.0004
91	OPERATING OFFICE LAB & FOOD.....	0.0001	0.0359	0.0023	0.0131	0.0009	0.0027	0.0073	0.0018
92	TRAVEL, ADVERTISING & PROMOTION.....	0.0001	0.0067	0.0003	0.0049	0.0004	0.0005	0.0046	0.0007

TABLE 107. IMPACT (INVERSE) MATRIX (AGGREGATION - M), 1972 - CONTINUED

NO.	COMMODITY AGGREGATION - M	PAPER & ALLIED INDUSTRIES	PRINTING & PUBLISHING	PRIMARY METAL INDUSTRIES	METAL FABRICATING INDUSTRIES	MACHINERY INDUSTRIES	TRANS. EQUIPMENT INDUSTRIES	ELECTRICAL PRODUCTS INDUSTRIES	NON-METAL MINERAL PROD. IND.
1	GRAINS.....	0.0124	0.0088	0.0090	0.0149	0.0069	0.0064	0.0056	0.0044
2	LIVE ANIMALS.....	0.0124	0.0088	0.0090	0.0148	0.0069	0.0065	0.0056	0.0044
3	OTHER AGRICULTURAL PRODUCTS.....	0.0126	0.0089	0.0090	0.0149	0.0069	0.0065	0.0056	0.0045
4	FORESTRY PRODUCTS.....	0.0111	0.0116	0.0101	0.0181	0.0095	0.0093	0.0075	0.0035
5	FISH LANDINGS.....	0.0042	0.0033	0.0098	0.0101	0.0080	0.0395	0.0196	0.0025
6	HUNTING & TRAPPING PRODUCTS.....	0.0042	0.0033	0.0098	0.0101	0.0080	0.0395	0.0196	0.0025
7	IRON ORES & CONCENTRATES.....	0.0101	0.0101	0.0462	0.0141	0.0104	0.0075	0.0065	0.0050
8	OTHER METAL ORES & CONCENTRATES.....	0.0104	0.0102	0.0958	0.0149	0.0102	0.0075	0.0066	0.0054
9	COAL.....	0.0053	0.0074	0.0097	0.0094	0.0057	0.0031	0.0042	0.0040
10	CRUDE MINERAL OILS.....	0.0054	0.0075	0.0097	0.0094	0.0057	0.0031	0.0042	0.0040
11	NATURAL GAS.....	0.0053	0.0074	0.0097	0.0094	0.0057	0.0031	0.0042	0.0040
12	NON-METALLIC MINERALS.....	0.0194	0.0116	0.0149	0.0124	0.0118	0.0062	0.0066	0.0382
13	SERVICES INCIDENTAL TO MINING.....	0.0100	0.0147	0.0257	0.0114	0.0108	0.0060	0.0097	0.0022
14	MEAT PRODUCTS.....	0.0397	0.0192	0.0109	0.0226	0.0054	0.0072	0.0055	0.0117
15	DAIRY PRODUCTS.....	0.0420	0.0197	0.0114	0.0241	0.0055	0.0076	0.0056	0.0127
16	FISH PRODUCTS.....	0.0418	0.0197	0.0114	0.0240	0.0055	0.0077	0.0057	0.0126
17	FRUITS & VEGETABLES PREPARATIONS.....	0.0419	0.0198	0.0113	0.0241	0.0055	0.0076	0.0056	0.0127
18	FEEDS.....	0.0417	0.0199	0.0115	0.0239	0.0055	0.0075	0.0056	0.0125
19	FLOUR, WHEAT, MEAL & OTHER CEREALS.....	0.0420	0.0198	0.0114	0.0241	0.0055	0.0076	0.0056	0.0127
20	BREAKFAST CEREAL & BAKERY PROD.....	0.0419	0.0198	0.0113	0.0241	0.0055	0.0076	0.0056	0.0126
21	SUGAR.....	0.0420	0.0198	0.0114	0.0241	0.0055	0.0076	0.0056	0.0127
22	MISC. FOOD PRODUCTS.....	0.0415	0.0196	0.0114	0.0239	0.0055	0.0075	0.0056	0.0125
23	SOFT DRINKS.....	0.0420	0.0198	0.0114	0.0241	0.0055	0.0076	0.0056	0.0127
24	ALCOHOLIC BEVERAGES.....	0.0420	0.0198	0.0114	0.0241	0.0055	0.0076	0.0056	0.0127
25	TOBACCO PROCESSED UNMANUFACTURED.....	0.0892	0.0267	0.0070	0.0117	0.0038	0.0044	0.0037	0.0027
26	CIGARETTES & TOBACCO MFG.....	0.0891	0.0266	0.0070	0.0117	0.0038	0.0044	0.0037	0.0027
27	TIRES & TUBES.....	0.0345	0.0174	0.0155	0.0178	0.0044	0.0060	0.0045	0.0060
28	OTHER RUBBER PRODUCTS.....	0.0400	0.0170	0.0200	0.0206	0.0323	0.0150	0.0082	0.0280
29	PLASTIC FABRICATED PRODUCTS.....	0.0943	0.0178	0.0257	0.0326	0.0057	0.0245	0.0199	0.0096
30	LEATHER & LEATHER PRODUCTS.....	0.0301	0.0169	0.0134	0.0214	0.0146	0.0086	0.0060	0.0053
31	YARNS & MAN MADE FIBRES.....	0.0298	0.0137	0.0099	0.0130	0.0042	0.0060	0.0043	0.0030
32	FABRICS.....	0.0297	0.0136	0.0085	0.0114	0.0039	0.0055	0.0040	0.0025
33	OTHER TEXTILE PRODUCTS.....	0.0322	0.0134	0.0115	0.0141	0.0042	0.0061	0.0051	0.0033
34	HOSIERY & KNITTED WEAR.....	0.0209	0.0124	0.0050	0.0068	0.0029	0.0044	0.0031	0.0017
35	CLOTHING & ACCESSORIES.....	0.0186	0.0120	0.0060	0.0087	0.0029	0.0053	0.0034	0.0019
36	LUMBER & TIMBER.....	0.0417	0.0110	0.0124	0.0203	0.0073	0.0083	0.0067	0.0076
37	VENEER & PLYWOOD.....	0.0155	0.0109	0.0156	0.0355	0.0074	0.0082	0.0068	0.0077
38	OTHER WOOD FABRICATED MATERIALS.....	0.0208	0.0111	0.0149	0.0268	0.0075	0.0093	0.0068	0.0091
39	FURNITURE & FIXTURES.....	0.0323	0.0134	0.0596	0.0966	0.0128	0.0129	0.0205	0.0091
40	PULP.....	1.1586	0.0132	0.0165	0.0162	0.0064	0.0073	0.0061	0.0062
41	NEWSPRINT & OTHER PAPER STOCK.....	1.1530	0.0132	0.0165	0.0162	0.0064	0.0073	0.0061	0.0071
42	PAPER PRODUCTS.....	1.0081	0.0492	0.0208	0.0279	0.0063	0.0075	0.0063	0.0066
43	PRINTING & PUBLISHING.....	0.2201	1.0482	0.0083	0.0075	0.0048	0.0046	0.0037	0.0025
44	ADVERTISING PRINT MEDIA.....	0.2069	1.0762	0.0073	0.0065	0.0033	0.0041	0.0036	0.0024
45	IRON & STEEL PRODUCTS.....	0.0105	0.0092	0.0094	0.0080	0.0148	0.0213	0.0078	0.0123
46	ALUMINUM PRODUCTS.....	0.0239	0.0092	1.1392	0.0182	0.0088	0.0094	0.0142	0.0116
47	COPPER & COPPER ALLOY PRODUCTS.....	0.0102	0.0091	1.1555	0.0412	0.0089	0.0092	0.0101	0.0117
48	NICKEL PRODUCTS.....	0.0102	0.0091	1.1575	0.0404	0.0088	0.0088	0.0083	0.0117
49	OTHER NON FERROUS METAL PRODUCTS.....	0.0117	0.0100	1.0315	0.0655	0.0226	0.0187	0.0394	0.0116
50	BOILERS, TANKS & PLATES.....	0.0126	0.0104	0.2482	1.0747	0.0334	0.0172	0.0148	0.0105
51	FABRICATED STRUCTURAL METAL PROD.....	0.0125	0.0103	0.3621	0.9258	0.0245	0.0204	0.0197	0.0164
52	OTHER METAL FABRICATED PRODUCTS.....	0.0137	0.0106	0.2923	0.9324	0.0446	0.0326	0.0405	0.0150
53	AGRICULTURAL MACHINERY.....	0.0112	0.0130	0.1257	0.1147	0.9974	0.0253	0.0412	0.0055
54	OTHER INDUSTRIAL MACHINERY.....	0.0257	0.0140	0.1608	0.1946	0.7930	0.0386	0.0634	0.0080
55	MOTOR VEHICLES.....	0.0092	0.0086	0.0875	0.0459	0.0166	1.0771	0.0193	0.0104
56	MOTOR VEHICLE PARTS.....	0.0110	0.0092	0.0977	0.0846	0.0130	0.9573	0.0188	0.0148
57	OTHER TRANSPORT EQUIPMENT.....	0.0097	0.0090	0.0868	0.0599	0.0450	0.9726	0.0189	0.0104
58	APPLIANCES & RECEIVERS HOUSEHOLD.....	0.0174	0.0136	0.1392	0.0796	0.0439	0.0234	1.0037	0.0107
59	OTHER ELECTRICAL PRODUCTS.....	0.0170	0.0135	0.1345	0.0558	0.0684	0.0361	0.9374	0.0086
60	CEMENT & CONCRETE PRODUCTS.....	0.0329	0.0125	0.0158	0.0197	0.0069	0.0073	0.0076	1.1146
61	OTHER NON-METALLIC MINERAL PROD.....	0.0421	0.0126	0.0209	0.0245	0.0070	0.0087	0.0150	1.0682
62	GASOLINE & FUEL OIL.....	0.0069	0.0083	0.0093	0.0121	0.0039	0.0037	0.0039	0.0040
63	OTHER PETROLEUM & COAL PROD.....	0.0237	0.0101	0.0492	0.0131	0.0046	0.0042	0.0043	0.0073
64	INDUSTRIAL CHEMICALS.....	0.0456	0.0262	0.0504	0.0218	0.0058	0.0069	0.0059	0.0136
65	FERTILIZERS.....	0.0264	0.0171	0.0151	0.0155	0.0092	0.0066	0.0064	0.0059
66	PHARMACEUTICALS.....	0.0385	0.0271	0.0235	0.0219	0.0058	0.0069	0.0059	0.0105
67	OTHER CHEMICAL PRODUCTS.....	0.0390	0.0263	0.0274	0.0257	0.0064	0.0105	0.0068	0.0194
68	SCIENTIFIC EQUIPMENT.....	0.0379	0.0290	0.0706	0.0473	0.0163	0.0168	0.0865	0.0134
69	OTHER MANUFACTURED PRODUCTS.....	0.0466	0.0217	0.0674	0.0807	0.0067	0.0080	0.0164	0.0139
70	RESIDENTIAL CONSTRUCTION.....	0.0165	0.0080	0.0616	0.0846	0.0119	0.0102	0.0306	0.0607
71	NON-RESIDENTIAL CONSTRUCTION.....	0.0165	0.0080	0.0636	0.0846	0.0119	0.0102	0.0306	0.0607
72	REPAIR CONSTRUCTION.....	0.0165	0.0080	0.0636	0.0846	0.0119	0.0102	0.0306	0.0607
73	PIPELINE TRANSPORTATION.....	0.0075	0.0095	0.0082	0.0099	0.0050	0.0173	0.0064	0.0035
74	TRANSPORTATION & STORAGE.....	0.0076	0.0095	0.0083	0.0100	0.0051	0.0175	0.0064	0.0035
75	RADIO & TELEVISION BROADCASTING.....	0.0050	0.0121	0.0053	0.0054	0.0032	0.0026	0.0173	0.0020
76	TELEPHONE & TELEGRAPH.....	0.0050	0.0121	0.0053	0.0054	0.0032	0.0026	0.0173	0.0020
77	POSTAL SERVICES.....	0.0050	0.0121	0.0053	0.0054	0.0032	0.0026	0.0173	0.0020
78	ELECTRIC POWER.....	0.0056	0.0040	0.0141	0.0059	0.0019	0.0021	0.0028	0.0032
79	OTHER UTILITIES.....	0.0067	0.0041	0.0046	0.0057	0.0019	0.0020	0.0026	0.0031
80	WHOLESALE MARGINS.....	0.0228	0.0223	0.0200	0.0249	0.0169	0.0767	0.0295	0.0082
81	RETAIL MARGINS.....	0.0205	0.0147	0.0040	0.0068	0.0034	0.0030	0.0034	0.0017
82	IMPUTED RENT OWNER OCPD, DWEL.....	0.0026	0.0014	0.0098	0.0131	0.0019	0.0016	0.0047	0.0044
83	OTHER FINANCE, INS, REAL ESTATE.....	0.0065	0.0129	0.0052	0.0071	0.0029	0.0026	0.0035	0.0037
84	BUSINESS SERVICES.....	0.0099	0.0167	0.0055	0.0076	0.0154	0.0060	0.0050	0.0013
85	EDUCATION SERVICES.....	0.0061	0.0090	0.0038	0.0038	0.0036	0.0028	0.0038	0.0013
86	HEALTH SERVICES.....	0.0061	0.0090	0.0038	0.0038	0.0036	0.0028	0.0038	0.0013
87	AMUSEMENT & RECREATION SERVICES.....	0.0138	0.0280	0.0081	0.0127	0.0070	0.0053	0.0069	0.0026
88	ACCOMMODATION & FOOD SERVICES.....	0.0245	0.0135	0.0059	0.0098	0.0043	0.0054	0.0048	0.0054
89	OTHER PERSONAL & MISC. SERVICES.....	0.0156	0.0140	0.0135	0.0209	0.0163	0.0158	0.0158	0.0041
90	TRANSPORTATION MARGINS.....	0.0074	0.0093	0.0081	0.0098	0.0049	0.0171	0.0063	0.0034
91	OPERATING, OFFICE, LAB. & FOOD.....	0.0629	0.0600	0.0372	0.0646	0.0483	0.0288	0.0374	0.0088
92	TRAVEL, ADVERTISING & PROMOTION.....	0.0537	0.2306	0.0070	0.0086	0.0049	0.0091	0.0065	0.0030

TABLE 107. IMPACT (INVERSE) MATRIX (AGGREGATION - M1, 1972 - CONTINUED)

COMMODITY AGGREGATION - M	PETROLEUM & COAL PROD. IND.	CHEMICAL & CHEMICAL PROD. IND.	MISC. MANUFACTURING	CONSTR. INDUSTRY	TRANS. & STORAGE	COMMUNI- CATION	ELEC. POWER GAS, OTHER UTILITIES	WHOLESALE TRADE
NO.								
1 GRAINS.....	0.0409	0.0366	0.0034	0.0305	0.0447	0.0095	0.0139	0.0434
2 LIVE ANIMALS.....	0.0409	0.0366	0.0034	0.0305	0.0446	0.0095	0.0139	0.0433
3 OTHER AGRICULTURAL PRODUCTS.....	0.0406	0.0364	0.0034	0.0304	0.0453	0.0096	0.0138	0.0433
4 FORESTRY PRODUCTS.....	0.0262	0.0127	0.0042	0.0279	0.0453	0.0120	0.0075	0.0371
5 FISH LANDINGS.....	0.0428	0.0082	0.0075	0.0065	0.0304	0.0064	0.0038	0.0278
6 HUNTING & TRAPPING PRODUCTS.....	0.0428	0.0082	0.0075	0.0065	0.0304	0.0064	0.0038	0.0278
7 IRON ORES & CONCENTRATES.....	0.0140	0.0251	0.0037	0.0187	0.0356	0.0082	0.0313	0.0310
8 OTHER METAL ORES & CONCENTRATES.....	0.0140	0.0251	0.0152	0.0185	0.0364	0.0085	0.0311	0.0318
9 COAL.....	0.0069	0.0075	0.0018	0.0559	0.0182	0.0116	0.0183	0.0149
10 CRUDE MINERAL OILS.....	0.0070	0.0117	0.0018	0.0558	0.0184	0.0117	0.0184	0.0150
11 NATURAL GAS.....	0.0069	0.0075	0.0018	0.0559	0.0182	0.0116	0.0183	0.0149
12 NON-METALLIC MINERALS.....	0.0235	0.0283	0.0043	0.0192	0.0374	0.0096	0.0290	0.0347
13 SERVICES INCIDENTAL TO MINING.....	0.0171	0.0119	0.0034	0.0081	0.0579	0.0143	0.0125	0.0279
14 MEAT PRODUCTS.....	0.0207	0.0336	0.0049	0.0170	0.0685	0.0160	0.0142	0.0430
15 DAIRY PRODUCTS.....	0.0210	0.0279	0.0051	0.0170	0.0722	0.0151	0.0137	0.0453
16 FISH PRODUCTS.....	0.0211	0.0283	0.0051	0.0169	0.0721	0.0151	0.0137	0.0458
17 FRUITS & VEGETABLES PREPARATIONS.....	0.0210	0.0279	0.0051	0.0169	0.0722	0.0151	0.0137	0.0470
18 FEEDS.....	0.0212	0.0468	0.0051	0.0169	0.0721	0.0154	0.0140	0.0558
19 FLOUR, WHEAT MEAL & OTHER CEREALS.....	0.0210	0.0279	0.0051	0.0169	0.0723	0.0151	0.0137	0.0453
20 BREAKFAST CEREAL & BAKERY PROD.....	0.0210	0.0278	0.0051	0.0169	0.0722	0.0151	0.0137	0.0485
21 SUGAR.....	0.0210	0.0279	0.0051	0.0169	0.0723	0.0151	0.0137	0.0453
22 MISC. FOOD PRODUCTS.....	0.0213	0.0334	0.0051	0.0171	0.0718	0.0151	0.0138	0.0452
23 SOFT DRINKS.....	0.0210	0.0279	0.0051	0.0169	0.0723	0.0151	0.0137	0.0453
24 ALCOHOLIC BEVERAGES.....	0.0210	0.0279	0.0051	0.0169	0.0723	0.0151	0.0137	0.0453
25 TOBACCO PROCESSED UNMANUFACTURED.....	0.0150	0.0222	0.0066	0.0175	0.0496	0.0161	0.0108	0.0258
26 CIGARETTES & TOBACCO MFG.....	0.0150	0.0222	0.0069	0.0174	0.0496	0.0162	0.0108	0.0270
27 TIRES & TUBES.....	0.0118	0.1509	0.0076	0.0111	0.0452	0.0169	0.0183	0.0324
28 OTHER RUBBER PRODUCTS.....	0.0116	0.1306	0.0389	0.0110	0.0457	0.0169	0.0176	0.0355
29 PLASTIC FABRICATED PRODUCTS.....	0.0126	0.1435	0.0429	0.0114	0.0480	0.0168	0.0192	0.0335
30 LEATHER & LEATHER PRODUCTS.....	0.0090	0.0470	0.0263	0.0105	0.0453	0.0178	0.0111	0.0686
31 YARNS & MAN-MADE FIBRES.....	0.0111	0.0994	0.0203	0.0094	0.0402	0.0139	0.0155	0.0396
32 FABRICS.....	0.0095	0.0581	0.0199	0.0087	0.0372	0.0135	0.0141	0.0359
33 OTHER TEXTILE PRODUCTS.....	0.0105	0.0690	0.0274	0.0092	0.0396	0.0140	0.0150	0.0502
34 HOSIERY & KNITTED WEAR.....	0.0062	0.0292	0.0133	0.0068	0.0294	0.0136	0.0094	0.0334
35 CLOTHING & ACCESSORIES.....	0.0058	0.0232	0.0228	0.0066	0.0286	0.0142	0.0080	0.0452
36 LUMBER & TIMBER.....	0.0153	0.0172	0.0043	0.0177	0.0849	0.0127	0.0158	0.0471
37 VENEER & PLYWOOD.....	0.0149	0.0166	0.0044	0.0175	0.0839	0.0127	0.0153	0.0468
38 OTHER WOOD FABRICATED MATERIALS.....	0.0148	0.0216	0.0065	0.0173	0.0827	0.0129	0.0153	0.0478
39 FURNITURE & FIXTURES.....	0.0082	0.0282	0.0170	0.0099	0.0463	0.0151	0.0123	0.0582
40 PULP.....	0.0264	0.0443	0.0049	0.0168	0.0913	0.0122	0.0405	0.0406
41 NEWSPRINT & OTHER PAPER STOCK.....	0.0264	0.0448	0.0054	0.0168	0.0912	0.0122	0.0404	0.0408
42 PAPER PRODUCTS.....	0.0242	0.0501	0.0563	0.0159	0.0852	0.0135	0.0369	0.0407
43 PRINTING & PUBLISHING.....	0.0092	0.0263	0.0056	0.0099	0.0510	0.0316	0.0140	0.0265
44 ADVERTISING, PRINT MEDIA.....	0.0089	0.0246	0.0049	0.0098	0.0504	0.0321	0.0135	0.0244
45 IRON & STEEL PRODUCTS.....	0.0161	0.0193	0.0067	0.0168	0.0511	0.0103	0.0310	0.0470
46 ALUMINUM PRODUCTS.....	0.0168	0.0197	0.0072	0.0172	0.0519	0.0101	0.0321	0.0474
47 COPPER & COPPER ALLOY PRODUCTS.....	0.0167	0.0193	0.0068	0.0172	0.0515	0.0101	0.0321	0.0475
48 NICKEL PRODUCTS.....	0.0167	0.0201	0.0068	0.0172	0.0515	0.0101	0.0322	0.0476
49 OTHER NON-FERROUS METAL PRODUCTS.....	0.0161	0.0397	0.0376	0.0165	0.0511	0.0112	0.0302	0.0465
50 BOILERS, TANKS & PLATES.....	0.0083	0.0192	0.0047	0.0104	0.0460	0.0141	0.0154	0.0393
51 FABRICATED STRUCTURAL METAL PROD.....	0.0094	0.0195	0.0072	0.0113	0.0468	0.0136	0.0176	0.0416
52 OTHER METAL FABRICATED PRODUCTS.....	0.0089	0.0232	0.0090	0.0108	0.0464	0.0142	0.0163	0.0426
53 AGRICULTURAL MACHINERY.....	0.0067	0.0151	0.0059	0.0092	0.0431	0.0180	0.0111	0.0471
54 OTHER INDUSTRIAL MACHINERY.....	0.0077	0.0194	0.0095	0.0099	0.0444	0.0173	0.0128	0.0453
55 MOTOR VEHICLES.....	0.0056	0.0144	0.0063	0.0070	0.0392	0.0113	0.0090	0.0332
56 MOTOR VEHICLE PARTS.....	0.0062	0.0213	0.0079	0.0074	0.0399	0.0117	0.0100	0.0336
57 OTHER TRANSPORT EQUIPMENT.....	0.0069	0.0157	0.0099	0.0083	0.0806	0.0121	0.0093	0.0361
58 APPLIANCES & RECEIVERS, HOUSEHOLD.....	0.0070	0.0267	0.0218	0.0091	0.0422	0.0223	0.0122	0.0363
59 OTHER ELECTRICAL PRODUCTS.....	0.0069	0.0274	0.0111	0.0099	0.0422	0.0105	0.0118	0.0368
60 CEMENT & CONCRETE PRODUCTS.....	0.0216	0.0273	0.0068	0.0140	0.0694	0.0137	0.0306	0.0362
61 OTHER NON-METALLIC MINERAL PROD.....	0.0202	0.0295	0.0087	0.0139	0.0688	0.0138	0.0302	0.0376
62 GASOLINE & FUEL OIL.....	0.0156	0.0337	0.0058	0.0469	0.0823	0.0106	0.0164	0.0151
63 OTHER PETROLEUM & COAL PROD.....	0.0138	0.1326	0.0073	0.0442	0.0745	0.0120	0.0198	0.0180
64 INDUSTRIAL CHEMICALS.....	0.0340	0.0490	0.0131	0.0102	0.0721	0.0229	0.0333	0.0410
65 FERTILIZERS.....	0.0269	0.4091	0.0060	0.0172	0.0499	0.0142	0.0314	0.0378
66 PHARMACEUTICALS.....	0.0341	1.1164	0.0091	0.0185	0.0737	0.0235	0.0338	0.0410
67 OTHER CHEMICAL PRODUCTS.....	0.0339	1.0297	0.0159	0.0182	0.0728	0.0229	0.0324	0.0410
68 SCIENTIFIC EQUIPMENT.....	0.0095	0.0454	0.0041	0.0104	0.0455	0.0218	0.0135	0.0378
69 OTHER MANUFACTURED PRODUCTS.....	0.0394	0.0774	0.7859	0.0118	0.0484	0.0212	0.0146	0.0760
70 RESIDENTIAL CONSTRUCTION.....	0.0131	0.0165	0.0067	1.0081	0.0539	0.0121	0.0081	0.0556
71 NON-RESIDENTIAL CONSTRUCTION.....	0.0131	0.0165	0.0067	1.0081	0.0539	0.0121	0.0081	0.0556
72 REPAIR CONSTRUCTION.....	0.0131	0.0165	0.0067	1.0081	0.0539	0.0121	0.0081	0.0556
73 PIPELINE TRANSPORTATION.....	0.0348	0.0089	0.0032	0.0368	1.1117	0.0208	0.0222	0.0325
74 TRANSPORTATION & STORAGE.....	0.0351	0.0090	0.0032	0.0367	1.1236	0.0210	0.0091	0.0328
75 RADIO & TELEVISION BROADCASTING.....	0.0038	0.0037	0.0026	0.0258	0.0418	1.0310	0.0050	0.0096
76 TELEPHONE & TELEGRAPH.....	0.0038	0.0037	0.0026	0.0258	0.0418	1.0310	0.0050	0.0096
77 POSTAL SERVICES.....	0.0038	0.0037	0.0026	0.0258	0.0418	1.0310	0.0050	0.0096
78 ELECTRIC POWER.....	0.0115	0.0031	0.0012	0.0466	0.0253	0.0072	0.9998	0.0122
79 OTHER UTILITIES.....	0.0114	0.0037	0.0013	0.0461	0.0192	0.0073	0.9937	0.0121
80 WHOLESALE MARGINS.....	0.0137	0.0332	0.0137	0.0089	0.0511	0.0297	0.0094	0.8091
81 RETAIL MARGINS.....	0.0091	0.0068	0.0031	0.0133	0.0330	0.0288	0.0227	0.0149
82 IMputed RENT OWNER OCCUP. DWEL.....	0.0021	0.0026	0.0010	0.1555	0.0022	0.0013	0.0087	0.0087
83 OTHER FINANCE, INS. REAL ESTATE.....	0.0088	0.0040	0.0018	0.0518	0.0188	0.0288	0.0092	0.0141
84 BUSINESS SERVICES.....	0.0053	0.0077	0.0030	0.0065	0.0235	0.0374	0.0048	0.0178
85 EDUCATION SERVICES.....	0.0056	0.0178	0.0084	0.0055	0.0142	0.0302	0.0046	0.0159
86 HEALTH SERVICES.....	0.0056	0.0178	0.0084	0.0055	0.0142	0.0302	0.0046	0.0159
87 AMUSEMENT & RECREATION SERVICES.....	0.0082	0.0102	0.0200	0.0171	0.0355	0.0361	0.0162	0.0256
88 ACCOMMODATION & FOOD SERVICES.....	0.0129	0.0120	0.0046	0.0130	0.0413	0.0169	0.0168	0.0311
89 OTHER PERSONAL & MISC. SERVICES.....	0.0110	0.0181	0.0149	0.0375	0.0475	0.0262	0.0214	0.1482
90 TRANSPORTATION MARGINS.....	0.0342	0.0088	0.0031	0.0358	1.0959	0.0205	0.0089	0.0320
91 OPERATING, OFFICE, LAB. & FOOD.....	0.0104	0.0568	0.0210	0.0125	0.0634	0.0165	0.0119	0.1217
92 TRAVEL, ADVERTISING & PROMOTION.....	0.0249	0.0133	0.0118	0.0154	0.2100	0.1050	0.0100	0.0351

TABLE 107. IMPACT (INVERSE) MATRIX (AGGREGATION - M). 1972 - CONTINUED

NO	COMMODITY AGGREGATION - M	RETAIL TRADE	OWNER OCCUPIED DWELLINGS	FINANCE, INS. & REAL EST.	EDUCATION & HEALTH SERVICES	AMUSEMENT RECREATION SERVICES	SERVICE TO BUSINESS MANAGEMENT	ACCOMMODA- TION/FOOD SERVICES	PERSONAL & MISC. SERVICES
1	GRAINS	0.0182	--	0.0502	--	0.0006	0.0123	0.0033	0.0056
2	LIVE ANIMALS	0.0182	--	0.0502	--	0.0006	0.0123	0.0033	0.0056
3	OTHER AGRICULTURAL PRODUCTS	0.0203	--	0.0505	--	0.0006	0.0124	0.0034	0.0057
4	FORESTRY PRODUCTS	0.0300	--	0.1080	0.0001	0.0007	0.0212	0.0044	0.0190
5	FISH LANDINGS	0.0099	--	0.0249	--	0.0003	0.0085	0.0019	0.0040
6	HUNTING & TRAPPING PRODUCTS	0.0099	--	0.0249	--	0.0003	0.0085	0.0019	0.0040
7	IRON ORES & CONCENTRATES	0.0158	--	0.0400	--	0.0005	0.0257	0.0029	0.0082
8	OTHER METAL ORES & CONCENTRATES	0.0156	--	0.0397	--	0.0005	0.0254	0.0030	0.0081
9	COAL	0.0088	--	0.1827	0.0001	0.0008	0.0555	0.0043	0.0040
10	CRUDE MINERAL OILS	0.0088	--	0.1822	0.0001	0.0008	0.0554	0.0043	0.0041
11	NATURAL GAS	0.0088	--	0.1827	0.0001	0.0008	0.0555	0.0043	0.0040
12	NON-METALLIC MINERALS	0.0185	--	0.0543	--	0.0006	0.0239	0.0038	0.0099
13	SERVICES INCIDENTAL TO MINING	0.0165	--	0.0473	--	0.0010	0.0202	0.0074	0.0076
14	MEAT PRODUCTS	0.0918	--	0.0406	--	0.0013	0.0191	0.0101	0.0061
15	DAIRY PRODUCTS	0.0200	--	0.0369	--	0.0014	0.0191	0.0103	0.0061
16	FISH PRODUCTS	0.0200	--	0.0369	--	0.0013	0.0191	0.0103	0.0061
17	FRUITS & VEGETABLES PREPARATIONS	0.0200	--	0.0370	--	0.0014	0.0191	0.0103	0.0061
18	FEEDS	0.0199	--	0.0374	--	0.0014	0.0195	0.0104	0.0062
19	FLOUR WHEAT MEAL & OTHER CEREALS	0.0200	--	0.0369	--	0.0014	0.0191	0.0103	0.0061
20	BREAKFAST CEREAL & BAKERY PROD.	0.0200	--	0.0370	--	0.0014	0.0192	0.0103	0.0061
21	SUGAR	0.0200	--	0.0369	--	0.0014	0.0191	0.0103	0.0061
22	MISC. FOOD PRODUCTS	0.0232	--	0.0373	--	0.0013	0.0191	0.0102	0.0061
23	SOFT DRINKS	0.0200	--	0.0369	--	0.0014	0.0191	0.0103	0.0061
24	ALCOHOLIC BEVERAGES	0.0200	--	0.0369	--	0.0014	0.0191	0.0103	0.0061
25	TOBACCO PROCESSED UNMANUFACTURED	0.0129	--	0.0395	--	0.0020	0.0216	0.0166	0.0048
26	CIGARETTES & TOBACCO MFG.	0.0129	--	0.0395	--	0.0020	0.0216	0.0166	0.0048
27	TIRES & TUBES	0.0106	--	0.0346	--	0.0014	0.0237	0.0104	0.0053
28	OTHER RUBBER PRODUCTS	0.0113	--	0.0356	--	0.0014	0.0234	0.0101	0.0055
29	PLASTIC FABRICATED PRODUCTS	0.0110	--	0.0354	--	0.0014	0.0236	0.0100	0.0056
30	LEATHER & LEATHER PRODUCTS	0.0184	--	0.0480	--	0.0014	0.0226	0.0101	0.0074
31	YARNS & MAN MADE FIBRES	0.0094	--	0.0294	--	0.0010	0.0185	0.0074	0.0045
32	FABRICS	0.0092	--	0.0298	--	0.0010	0.0173	0.0070	0.0043
33	OTHER TEXTILE PRODUCTS	0.0123	--	0.0297	--	0.0010	0.0184	0.0073	0.0044
34	HOSIERY & KNITTED WEAR	0.0125	--	0.0347	--	0.0010	0.0153	0.0068	0.0036
35	CLOTHING & ACCESSORIES	0.0159	--	0.0368	--	0.0010	0.0162	0.0072	0.0033
36	LUMBER & TIMBER	0.0201	--	0.0649	--	0.0007	0.0182	0.0045	0.0116
37	VENEER & PLYWOOD	0.0200	--	0.0646	--	0.0007	0.0181	0.0045	0.0115
38	OTHER WOOD FABRICATED MATERIALS	0.0197	--	0.0638	--	0.0007	0.0182	0.0046	0.0113
39	FURNITURE & FIXTURES	0.0104	--	0.0398	--	0.0010	0.0184	0.0071	0.0050
40	PULP	0.0173	--	0.0431	--	0.0008	0.0194	0.0053	0.0099
41	NEWSPRINT & OTHER PAPER STOCK	0.0173	--	0.0431	--	0.0008	0.0194	0.0054	0.0099
42	PAPER PRODUCTS	0.0165	--	0.0428	--	0.0009	0.0201	0.0061	0.0093
43	PRINTING & PUBLISHING	0.0117	--	0.0399	--	0.0016	0.0265	0.0104	0.0056
44	ADVERTISING PRINT MEDIA	0.0116	--	0.0398	--	0.0017	0.0266	0.0105	0.0055
45	IRON & STEEL PRODUCTS	0.0125	--	0.0289	--	0.0006	0.0199	0.0036	0.0065
46	ALUMINUM PRODUCTS	0.0127	--	0.0292	--	0.0006	0.0198	0.0036	0.0066
47	COPPER & COPPER ALLOY PRODUCTS	0.0127	--	0.0291	--	0.0006	0.0198	0.0035	0.0066
48	NICKEL PRODUCTS	0.0127	--	0.0291	--	0.0006	0.0198	0.0035	0.0066
49	OTHER NON FERROUS METAL PRODUCTS	0.0125	--	0.0301	--	0.0007	0.0203	0.0043	0.0065
50	BOILERS, TANKS & PLATES	0.0107	--	0.0283	--	0.0008	0.0189	0.0056	0.0057
51	FABRICATED STRUCTURAL METAL PROD.	0.0110	--	0.0284	--	0.0008	0.0191	0.0054	0.0058
52	OTHER METAL FABRICATED PRODUCTS	0.0108	--	0.0287	--	0.0009	0.0194	0.0057	0.0057
53	AGRICULTURAL MACHINERY	0.0091	--	0.0351	--	0.0011	0.0215	0.0073	0.0045
54	OTHER INDUSTRIAL MACHINERY	0.0096	--	0.0347	--	0.0010	0.0215	0.0070	0.0048
55	MOTOR VEHICLES	0.0076	--	0.0194	--	0.0007	0.0338	0.0049	0.0036
56	MOTOR VEHICLE PARTS	0.0080	--	0.0207	--	0.0008	0.0323	0.0052	0.0039
57	OTHER TRANSPORT EQUIPMENT	0.0084	--	0.0213	--	0.0008	0.0326	0.0052	0.0040
58	APPLIANCES & RECEIVERS HOUSEHOLD	0.0096	--	0.0325	--	0.0013	0.0201	0.0082	0.0047
59	OTHER ELECTRICAL PRODUCTS	0.0098	--	0.0320	--	0.0020	0.0203	0.0079	0.0046
60	CEMENT & CONCRETE PRODUCTS	0.0164	--	0.0314	--	0.0008	0.0188	0.0056	0.0089
61	OTHER NON-METALLIC MINERAL PROD.	0.0162	--	0.0316	--	0.0008	0.0189	0.0057	0.0088
62	GASOLINE & FUEL OIL	0.0085	--	0.0781	--	0.0008	0.0316	0.0052	0.0041
63	OTHER PETROLEUM & COAL PROD.	0.0097	--	0.0892	0.0001	0.0009	0.0348	0.0061	0.0047
64	INDUSTRIAL CHEMICALS	0.0169	--	0.0465	--	0.0021	0.0320	0.0159	0.0086
65	FERTILIZERS	0.0186	--	0.0460	--	0.0011	0.0255	0.0081	0.0099
66	PHARMACEUTICALS	0.0173	--	0.0473	--	0.0022	0.0327	0.0165	0.0087
67	OTHER CHEMICAL PRODUCTS	0.0172	--	0.0464	--	0.0021	0.0317	0.0159	0.0085
68	SCIENTIFIC EQUIPMENT	0.0116	--	0.0486	--	0.0017	0.0255	0.0128	0.0058
69	OTHER MANUFACTURED PRODUCTS	0.0119	--	0.0495	--	0.0017	0.0258	0.0125	0.0059
70	RESIDENTIAL CONSTRUCTION	0.0190	--	0.0368	--	0.0007	0.0409	0.0043	0.0082
71	NON-RESIDENTIAL CONSTRUCTION	0.0190	--	0.0368	--	0.0007	0.0409	0.0043	0.0082
72	REPAIR CONSTRUCTION	0.0190	--	0.0368	--	0.0007	0.0409	0.0043	0.0082
73	PIPELINE TRANSPORTATION	0.0245	--	0.0435	--	0.0010	0.0206	0.0088	0.0114
74	TRANSPORTATION & STORAGE	0.0258	--	0.0439	--	0.0010	0.0207	0.0089	0.0115
75	RADIO & TELEVISION BROADCASTING	0.0137	--	0.0234	--	0.0175	0.0187	0.0040	0.0036
76	TELEPHONE & TELEGRAPH	0.0137	--	0.0234	--	0.0175	0.0187	0.0040	0.0036
77	POSTAL SERVICES	0.0137	--	0.0234	--	0.0175	0.0187	0.0040	0.0036
78	ELECTRIC POWER	0.0069	--	0.0295	--	0.0004	0.0121	0.0020	0.0039
79	OTHER UTILITIES	0.0069	--	0.0303	--	0.0004	0.0121	0.0020	0.0034
80	WHOLESALE MARGINS	0.0132	--	0.0558	--	0.0018	0.0400	0.0115	0.0058
81	RETAIL MARGINS	0.0962	--	0.0823	--	0.0050	0.0203	0.0128	0.0061
82	IMPUTED RENT OWNER OCCUP. DWEL.	0.0031	1.0000	0.0166	--	0.0001	0.0066	0.0008	0.0013
83	OTHER FINANCE, INS. REAL ESTATE	0.0140	--	1.0663	0.0006	0.0022	0.0347	0.0107	0.0048
84	BUSINESS SERVICES	0.0171	--	0.0637	--	0.0027	1.0230	0.0090	0.0095
85	EDUCATION SERVICES	0.0121	--	0.0420	1.0003	0.0010	0.0181	0.0033	0.0071
86	HEALTH SERVICES	0.0121	--	0.0420	1.0003	0.0010	0.0181	0.0033	0.0071
87	AMUSEMENT & RECREATION SERVICES	0.0388	--	0.1110	0.0001	1.0514	0.0386	0.0165	0.0131
88	ACCOMMODATION & FOOD SERVICES	0.0606	--	0.0601	--	0.0169	0.0193	0.0464	0.0066
89	OTHER PERSONAL & MISC. SERVICES	0.3278	--	0.0960	0.0001	0.0015	0.1531	0.0128	0.2929
90	TRANSPORTATION MARGINS	0.0252	--	0.0428	--	0.0009	0.0202	0.0086	0.0112
91	OPERATING OFFICE LAB & FOOD	0.0939	--	0.0375	--	0.0011	0.0362	0.0069	0.0467
92	TRAVEL ADVERTISING & PROMOTION	0.0429	--	0.0415	--	0.0216	0.1014	0.1891	0.0112

TABLE 107. IMPACT (INVERSE) MATRIX (AGGREGATION - M). 1972 - CONCLUDED

NO	COMMODITY AGGREGATION - M	TRANS. MARGINS	OPERATING OFFICE LAB & FOOD	TRAVEL PROMOTION. ADVIG.
1	GRAINS.....	0.0289	0.0862	0.0156
2	LIVE ANIMALS.....	0.0289	0.0862	0.0155
3	OTHER AGRICULTURAL PRODUCTS.....	0.0289	0.0863	0.0159
4	FORESTRY PRODUCTS.....	0.0123	0.1415	0.0172
5	FISH LANDINGS.....	0.0125	0.0218	0.0078
6	HUNTING & TRAPPING PRODUCTS.....	0.0125	0.0218	0.0078
7	IRON ORES & CONCENTRATES.....	0.0160	0.1325	0.0134
8	OTHER METAL ORES & CONCENTRATES.....	0.0169	0.1300	0.0142
9	COAL.....	0.0059	0.0486	0.0191
10	CRUDE MINERAL OILS.....	0.0060	0.0487	0.0194
11	NATURAL GAS.....	0.0059	0.0486	0.0191
12	NON-METALLIC MINERALS.....	0.0154	0.1283	0.0179
13	SERVICES INCIDENTAL TO MINING.....	0.0115	0.1191	0.0377
14	MEAT PRODUCTS.....	0.0407	0.0646	0.0524
15	DAIRY PRODUCTS.....	0.0439	0.0646	0.0536
16	FISH PRODUCTS.....	0.0437	0.0643	0.0535
17	FRUITS & VEGETABLES PREPARATIONS.....	0.0438	0.0645	0.0537
18	FEEDS.....	0.0434	0.0646	0.0544
19	FLOUR WHEAT MEAL & OTHER CEREALS.....	0.0439	0.0645	0.0537
20	BREAKFAST CEREAL & BAKERY PROD.....	0.0437	0.0645	0.0537
21	SUGAR.....	0.0439	0.0645	0.0537
22	MISC. FOOD PRODUCTS.....	0.0435	0.0648	0.0533
23	SOFT DRINKS.....	0.0439	0.0645	0.0537
24	ALCOHOLIC BEVERAGES.....	0.0439	0.0645	0.0537
25	TOBACCO PROCESSED UNMANUFACTURED.....	0.0236	0.0501	0.0891
26	CIGARETTES & TOBACCO MFG.....	0.0236	0.0501	0.0891
27	TIRES & TUBES.....	0.0262	0.0561	0.0548
28	OTHER RUBBER PRODUCTS.....	0.0267	0.0567	0.0530
29	PLASTIC FABRICATED PRODUCTS.....	0.0278	0.0589	0.0526
30	LEATHER & LEATHER PRODUCTS.....	0.0260	0.0538	0.0527
31	YARNS & MAN MADE FIBRES.....	0.0246	0.0532	0.0388
32	FABRICS.....	0.0228	0.0504	0.0365
33	OTHER TEXTILE PRODUCTS.....	0.0241	0.0527	0.0380
34	HOSIERY & KNITTED WEAR.....	0.0166	0.0377	0.0354
35	CLOTHING & ACCESSORIES.....	0.0152	0.0330	0.0379
36	LUMBER & TIMBER.....	0.0347	0.1146	0.0203
37	VENEER & PLYWOOD.....	0.0344	0.1142	0.0203
38	OTHER WOOD FABRICATED MATERIALS.....	0.0342	0.1119	0.0212
39	FURNITURE & FIXTURES.....	0.0269	0.0519	0.0368
40	PULP.....	0.0531	0.1001	0.0256
41	NEWSPRINT & OTHER PAPER STOCK.....	0.0531	0.1001	0.0256
42	PAPER PRODUCTS.....	0.0494	0.0937	0.0301
43	PRINTING & PUBLISHING.....	0.0292	0.0474	0.0548
44	ADVERTISING PRINT MEDIA.....	0.0289	0.0464	0.0552
45	IRON & STEEL PRODUCTS.....	0.0331	0.0929	0.0177
46	ALUMINUM PRODUCTS.....	0.0336	0.0949	0.0172
47	COPPER & COPPER ALLOY PRODUCTS.....	0.0334	0.0949	0.0170
48	NICKEL PRODUCTS.....	0.0334	0.0950	0.0170
49	OTHER NON FERROUS METAL PRODUCTS.....	0.0326	0.0906	0.0212
50	BOILERS, TANKS & PLATS.....	0.0300	0.0640	0.0289
51	FABRICATED STRUCTURAL METAL PROD.....	0.0304	0.0681	0.0275
52	OTHER METAL FABRICATED PRODUCTS.....	0.0299	0.0653	0.0291
53	AGRICULTURAL MACHINERY.....	0.0272	0.0512	0.0381
54	OTHER INDUSTRIAL MACHINERY.....	0.0277	0.0557	0.0364
55	MOTOR VEHICLES.....	0.0235	0.0479	0.0254
56	MOTOR VEHICLE PARTS.....	0.0241	0.0495	0.0269
57	OTHER TRANSPORT EQUIPMENT.....	0.0232	0.0491	0.0263
58	APPLIANCES & RECEIVERS HOUSEHOLD.....	0.0235	0.0536	0.0431
59	OTHER ELECTRICAL PRODUCTS.....	0.0225	0.0524	0.0416
60	CEMENT & CONCRETE PRODUCTS.....	0.0478	0.1018	0.0280
61	OTHER NON-METALLIC MINERAL PROD.....	0.0471	0.1004	0.0285
62	GASOLINE & FUEL OIL.....	0.0106	0.0433	0.0251
63	OTHER PETROLEUM & COAL PROD.....	0.0139	0.0496	0.0298
64	INDUSTRIAL CHEMICALS.....	0.0387	0.0736	0.0839
65	FERTILIZERS.....	0.0232	0.1148	0.0414
66	PHARMACEUTICALS.....	0.0393	0.0735	0.0873
67	OTHER CHEMICAL PRODUCTS.....	0.0392	0.0729	0.0840
68	SCIENTIFIC EQUIPMENT.....	0.0235	0.0547	0.0681
69	OTHER MANUFACTURED PRODUCTS.....	0.0237	0.0561	0.0659
70	RESIDENTIAL CONSTRUCTION.....	0.0300	0.0496	0.0206
71	NON-RESIDENTIAL CONSTRUCTION.....	0.0300	0.0496	0.0206
72	REPAIR CONSTRUCTION.....	0.0300	0.0496	0.0206
73	PIPELINE TRANSPORTATION.....	0.0105	0.0673	0.0231
74	TRANSPORTATION & STORAGE.....	0.0105	0.0679	0.0233
75	RADIO & TELEVISION BROADCASTING.....	0.0040	0.0323	0.0200
76	TELEPHONE & TELEGRAPH.....	0.0040	0.0323	0.0200
77	POSTAL SERVICES.....	0.0040	0.0323	0.0200
78	ELECTRIC POWER.....	0.0088	0.0239	0.0096
79	OTHER UTILITIES.....	0.0087	0.0240	0.0098
80	WHOLESALE MARGINS.....	0.0115	0.0545	0.0606
81	RETAIL MARGINS.....	0.0071	0.0583	0.0449
82	IMPUTED RENT OWNER OC PD. DWEL.....	0.0046	0.0080	0.0035
83	OTHER FINANCIALS REAL ESTATE.....	0.0042	0.0352	0.0361
84	BUSINESS SERVICES.....	0.0056	0.0904	0.0467
85	EDUCATION SERVICES.....	0.0057	0.0635	0.0165
86	HEALTH SERVICES.....	0.0057	0.0635	0.0165
87	AMUSEMENT & RECREATION SERVICES.....	0.0089	0.1264	0.0835
88	ACCOMMODATION & FOOD SERVICES.....	0.0184	0.0606	0.0374
89	OTHER PERSONAL & MISC. SERVICES.....	0.0098	0.0655	0.0414
90	TRANSPORTATION MARGINS.....	0.0103	0.0662	0.0227
91	OPERATING OFFICE LAB & FOOD.....	0.0422	0.0418	0.0310
92	TRAVEL ADVERTISING & PROMOTION.....	0.0185	0.0491	0.0332

TABLE 108. MARGINS (AGGREGATION - M), 1972 (MILLIONS OF DOLLARS)

NO.	COMMODITY AGGREGATION - M	RETAIL	WHOLESALE	TAX	TRANSPORT	GAS	STORAGE	PIPELINE
1	GRAINS.....	--	95.1	--	155.9	--	125.1	--
2	LIVE ANIMALS.....	0.5	48.8	--	39.4	--	--	--
3	OTHER AGRICULTURAL PRODUCTS.....	209.5	146.8	0.3	115.1	--	11.0	--
4	FORESTRY PRODUCTS.....	2.1	10.8	--	102.9	--	--	--
5	FISH LANDINGS.....	4.5	16.8	--	11.6	--	--	--
6	HUNTING & TRAPPING PRODUCTS.....	--	2.1	--	1.3	--	--	--
7	IRON ORES & CONCENTRATES.....	--	--	--	91.4	--	--	--
8	OTHER METAL ORES & CONCENTRATES.....	--	--	--	100.7	--	--	--
9	COAL.....	4.2	16.4	--	68.2	--	--	--
10	CRUDE MINERAL OILS.....	--	--	--	3.9	--	--	300.7
11	NATURAL GAS.....	--	--	--	--	343.9	--	331.0
12	NON-METALLIC MINERALS.....	6.3	11.4	--	186.1	--	--	--
14	MEAT PRODUCTS.....	474.6	96.1	7.4	74.7	--	--	--
15	DAIRY PRODUCTS.....	232.9	72.4	--	32.4	--	--	--
16	FISH PRODUCTS.....	34.7	37.6	--	14.3	--	--	--
17	FRUITS & VEGETABLES PREPARATIONS.....	189.6	77.0	--	36.1	--	--	--
18	FEEDS.....	26.5	55.8	--	46.1	--	--	--
19	FLOUR,WHEAT,MEAL & OTHER CEREALS.....	14.4	20.6	--	13.4	--	--	--
20	BREAKFAST CEREAL & BAKERY PROD.....	193.9	44.2	--	29.2	--	--	--
21	SUGAR.....	28.3	18.2	--	12.1	--	--	--
22	MISC. FOOD PRODUCTS.....	251.7	119.8	36.4	60.0	--	--	--
23	SOFT DRINKS.....	69.4	15.9	43.1	8.6	--	--	--
24	ALCOHOLIC BEVERAGES.....	250.6	18.5	1271.4	39.3	--	--	--
25	TOBACCO PROCESSED UNMANUFACTURED.....	--	--	--	3.3	--	--	--
26	CIGARETTES & TOBACCO MFG.....	140.6	91.5	639.8	7.9	--	--	--
27	TIRES & TUBES.....	64.4	65.6	37.5	33.7	--	--	--
28	OTHER RUBBER PRODUCTS.....	29.5	27.5	12.7	11.7	--	--	--
29	PLASTIC FABRICATED PRODUCTS.....	20.3	39.0	21.6	20.5	--	--	--
30	LEATHER & LEATHER PRODUCTS.....	203.9	29.5	50.8	12.4	--	--	--
31	YARNS & MAN MADE FIBRES.....	15.7	29.8	4.4	13.8	--	--	--
32	FABRICS.....	66.3	77.3	16.9	19.6	--	--	--
33	OTHER TEXTILE PRODUCTS.....	184.9	69.7	72.8	29.8	--	--	--
34	HOSIERY & KNITTED WEAR.....	369.6	38.3	64.2	27.0	--	--	--
35	CLOTHING & ACCESSORIES.....	878.6	111.9	164.7	73.0	--	--	--
36	LUMBER & TIMBER.....	8.2	180.1	28.6	184.7	--	--	--
37	VENEER & PLYWOOD.....	7.4	90.7	20.4	33.4	--	--	--
38	OTHER WOOD FABRICATED MATERIALS.....	1.7	118.2	47.7	54.6	--	--	--
39	FURNITURE & FIXTURES.....	266.8	59.7	82.2	38.7	--	--	--
40	PULP.....	--	5.0	--	62.3	--	--	--
41	NEWSPRINT & OTHER PAPER STOCK.....	7.1	108.8	10.4	160.1	--	--	--
42	PAPER PRODUCTS.....	123.7	134.3	85.0	85.6	--	--	--
43	PRINTING & PUBLISHING.....	98.7	106.3	71.5	44.6	--	--	--
45	IRON & STEEL PRODUCTS.....	--	140.5	45.6	142.3	--	--	--
46	ALUMINUM PRODUCTS.....	0.8	20.9	0.5	22.3	--	--	--
47	COPPER & COPPER ALLOY PRODUCTS.....	--	19.3	3.6	24.6	--	--	--
48	NICKEL PRODUCTS.....	--	4.6	0.1	27.7	--	--	--
49	OTHER NON FERROUS METAL PRODUCTS.....	0.5	191.6	0.8	54.9	--	--	--
50	BOILERS, TANKS & PLATES.....	1.0	29.1	18.7	12.0	--	--	--
51	FABRICATED STRUCTURAL METAL PROD.....	4.7	56.2	56.5	35.6	--	--	--
52	OTHER METAL FABRICATED PRODUCTS.....	104.3	391.6	116.3	149.4	--	--	--
53	AGRICULTURAL MACHINERY.....	20.4	137.6	--	26.4	--	--	--
54	OTHER INDUSTRIAL MACHINERY.....	40.4	894.2	172.0	195.6	--	--	--
55	MOTOR VEHICLES.....	511.3	527.6	338.7	119.9	--	--	--
56	MOTOR VEHICLE PARTS.....	243.9	398.0	91.3	104.7	--	--	--
57	OTHER TRANSPORT EQUIPMENT.....	28.0	48.4	75.9	25.8	--	--	--
58	APPLIANCES & RECEIVERS,HOUSEHOLD.....	362.7	168.8	143.8	33.4	--	--	--
59	OTHER ELECTRICAL PRODUCTS.....	69.1	343.6	161.1	87.3	--	--	--
60	CEMENT & CONCRETE PRODUCTS.....	1.1	42.2	51.7	56.4	--	--	--
61	OTHER NON-METALLIC MINERAL PROD.....	62.2	111.6	42.3	87.2	--	--	--
62	GASOLINE & FUEL OIL.....	427.1	835.3	1404.7	157.6	--	--	--
63	OTHER PETROLEUM & COAL PROD.....	31.0	120.0	14.8	58.5	1.8	--	17.9
64	INDUSTRIAL CHEMICALS.....	5.6	107.0	1.5	119.3	--	--	--
65	FERTILIZERS.....	8.4	16.0	--	60.3	--	--	--
66	PHARMACEUTICALS.....	224.4	74.2	27.3	11.6	--	--	--
67	OTHER CHEMICAL PRODUCTS.....	221.7	188.7	123.5	77.9	--	--	--
68	SCIENTIFIC EQUIPMENT.....	137.0	106.3	76.0	28.6	--	--	--
69	OTHER MANUFACTURED PRODUCTS.....	367.7	119.5	105.4	41.3	--	--	--
78	ELECTRIC POWER.....	--	--	29.9	--	--	--	--
84	BUSINESS SERVICES.....	--	--	29.8	--	--	--	--
87	AMUSEMENT & RECREATION SERVICES.....	--	--	66.0	--	--	--	--
89	OTHER PERSONAL & MISC. SERVICES.....	--	--	30.2	--	--	--	--
93	NON-COMPETING IMPORTS.....	30.3	22.3	--	16.8	--	--	--
	TOTAL.....	7384.8	7422.1	6018.0	3936.5	345.7	136.1	649.5

NOTE: DETAIL MAY NOT ADD DUE TO ROUNDING.

TABLE 109. MAKE (OUTPUT) MATRIX (AGGREGATION - S), 1973 (MILLIONS OF DOLLARS)

NO.	COMMODITY AGGREGATION - S	AGRICUL- TURE	FOREST- RY	FISHING, HUNTING & TRAPPING	MINES QUARRIES & OIL WELLS	MANUFAC- TURING	CONSTRUC- TION
1	GRAINS.....	1742.5	--	--	--	0.7	--
2	OTHER AGRICULTURAL PRODUCTS.....	5601.7	11.2	0.1	--	17.0	--
3	FORESTRY PRODUCTS.....	54.4	2114.1	--	--	57.8	--
4	FISHING & TRAPPING PRODUCTS.....	--	--	346.9	--	--	--
5	METALLIC ORES & CONCENTRATES.....	--	--	--	3210.6	145.7	--
6	MINERALS FUELS.....	--	--	--	3054.1	8.4	--
7	NON-METALLIC MINERALS.....	--	--	--	573.0	33.2	--
8	SERVICES INCIDENTAL TO MINING.....	--	--	--	673.6	--	--
9	MEAT,FISH & DAIRY PRODUCTS.....	112.3	--	2.7	--	6124.4	--
10	FRUIT,VEG.,FEED,MISC.,FOOD PROD.....	17.7	--	--	--	4688.7	--
11	BEVERAGES.....	--	--	--	--	1496.4	--
12	TOBACCO & TOBACCO PRODUCTS.....	--	--	--	--	596.3	--
13	RUBBER,LEATHER,PLASTIC FAB.PRO.....	--	--	--	--	1862.0	--
14	TEXTILE PRODUCTS.....	--	--	--	--	2223.1	--
15	KNITTED PRODUCTS & CLOTHING.....	--	--	--	--	2289.2	--
16	LUMBER,SAWMILL,OTHER WOOD PROD.....	--	12.2	--	--	4090.8	--
17	FURNITURE & FIXTURES.....	--	--	--	--	1138.9	--
18	PAPER & PAPER PRODUCTS.....	--	--	--	--	5293.2	--
19	PRINTING & PUBLISHING.....	--	--	--	--	2154.0	--
20	PRIMARY METAL PRODUCTS.....	--	--	--	1.0	6374.4	--
21	METAL FABRICATED PRODUCTS.....	--	--	--	--	4445.4	--
22	MACHINERY & EQUIPMENT.....	--	0.1	--	19.5	2572.1	--
23	AUTOS,TRUCKS,OTHER TRANSP. EQP.....	--	--	--	--	9284.4	--
24	ELEC. & COMMUNICATIONS PROD.....	--	--	--	--	3878.2	--
25	NON-METALLIC MINERAL PRODUCTS.....	--	--	--	8.2	1895.7	--
26	PETROLEUM & COAL PRODUCTS.....	--	--	--	124.3	3193.6	--
27	CHEMICALS,CHEMICAL PROD.....	--	--	--	162.0	3559.4	--
28	MISC. MANUFACTURED PRODUCTS.....	--	--	--	--	1411.7	--
29	RESIDENTIAL CONSTRUCTION.....	--	--	--	--	--	6372.4
30	NON-RESIDENTIAL CONSTRUCTION.....	--	--	--	--	--	10748.0
31	REPAIR CONSTRUCTION.....	--	--	--	--	--	3484.7
32	TRANSPORTATION & STORAGE.....	--	2.5	--	--	9.5	--
33	COMMUNICATION SERVICES.....	--	--	--	--	--	--
34	OTHER UTILITIES.....	--	0.1	--	1.2	28.3	--
35	WHOLESALE MARGINS.....	--	5.2	--	4.8	1856.7	--
36	RETAIL MARGINS.....	--	--	--	--	--	--
37	IMPUTED RENT OWNER OCPD. DWEL.....	--	--	--	--	--	--
38	OTHER FINANCE,INS.,REAL ESTATE.....	6.7	2.2	--	58.6	109.2	120.4
39	BUSINESS SERVICES.....	--	--	--	--	62.3	--
40	PERSONAL & OTHER MISC. SERVICE.....	--	36.9	3.7	24.8	332.7	119.3
41	TRANSPORTATION MARGINS.....	--	--	--	--	--	--
42	OPERATING,OFFICE,LAB & FOOD.....	--	--	--	--	--	--
43	TRAVEL, ADVERTISING, PROMOTION.....	--	--	--	--	--	--
TOTAL.....		7535.2	2184.6	353.3	7915.6	71233.4	20844.8

NOTE: DETAIL MAY NOT ADD DUE TO ROUNDING.

TABLE 109. MAKE (OUTPUT) MATRIX (AGGREGATION - S), 1973 (MILLIONS OF DOLLARS) - CONTINUED

NO.	COMMODITY AGGREGATION - S	TRANS. & STORAGE	COMMUNI- CATION	ELEC POWER GAS,OTHER UTILITIES	WHOLESALE TRADE	RETAIL TRADE	FINANCE, INS. & REAL EST.
1	GRAINS.....	--	--	--	--	--	--
2	OTHER AGRICULTURAL PRODUCTS.....	--	--	--	--	4.1	--
3	FORESTRY PRODUCTS.....	--	--	1.9	--	--	--
4	FISHING & TRAPPING PRODUCTS.....	--	--	--	--	--	--
5	METALLIC ORES & CONCENTRATES.....	--	--	--	--	--	--
6	MINERALS FUELS.....	--	--	--	--	--	--
7	NON-METALLIC MINERALS.....	--	--	--	--	--	--
8	SERVICES INCIDENTAL TO MINING.....	--	--	--	--	--	--
9	MEAT,FISH & DAIRY PRODUCTS.....	--	--	--	0.3	323.1	--
10	FRUIT,VEG.,FEED,MISC.,FOOD PROD.....	--	--	--	15.4	3.4	--
11	BEVERAGES.....	--	--	--	--	--	--
12	TOBACCO & TOBACCO PRODUCTS.....	--	--	--	0.5	--	--
13	RUBBER,LEATHER,PLASTIC FAB.PRO.....	--	--	--	6.3	--	--
14	TEXTILE PRODUCTS.....	--	--	--	11.1	2.4	--
15	KNITTED PRODUCTS & CLOTHING.....	--	--	--	0.6	0.5	--
16	LUMBER,SAWMILL,OTHER WOOD PROD.....	--	--	--	1.8	--	--
17	FURNITURE & FIXTURES.....	--	--	--	4.9	--	--
18	PAPER & PAPER PRODUCTS.....	--	--	--	2.3	--	--
19	PRINTING & PUBLISHING.....	--	--	--	2.7	--	--
20	PRIMARY METAL PRODUCTS.....	--	--	--	--	--	--
21	METAL FABRICATED PRODUCTS.....	--	--	--	10.4	--	--
22	MACHINERY & EQUIPMENT.....	--	--	--	--	--	--
23	AUTOS,TRUCKS,OTHER TRANSP. EQP.....	63.6	--	--	4.0	--	--
24	ELEC. & COMMUNICATIONS PROD.....	--	166.0	--	4.3	--	--
25	NON-METALLIC MINERAL PRODUCTS.....	--	--	--	1.3	--	--
26	PETROLEUM & COAL PRODUCTS.....	2.3	--	0.3	--	--	--
27	CHEMICALS,CHEMICAL PROD.....	--	--	--	0.3	--	--
28	MISC. MANUFACTURED PRODUCTS.....	--	--	--	40.1	--	--
29	RESIDENTIAL CONSTRUCTION.....	--	--	--	--	--	--
30	NON-RESIDENTIAL CONSTRUCTION.....	--	--	--	--	--	--
31	REPAIR CONSTRUCTION.....	--	--	--	--	--	--
32	TRANSPORTATION & STORAGE.....	9682.3	--	15.6	--	8.9	1.2
33	COMMUNICATION SERVICES.....	--	3367.0	--	--	--	--
34	OTHER UTILITIES.....	11.6	--	2959.4	--	--	0.2
35	WHOLESALE MARGINS.....	0.3	--	--	6900.1	--	--
36	RETAIL MARGINS.....	12.3	--	34.0	--	8531.9	--
37	IMPUTED RENT OWNER OCPD. DWEL.....	--	--	--	--	--	6539.4
38	OTHER FINANCE,INS.,REAL ESTATE.....	37.7	2.0	3.7	50.5	71.2	13299.9
39	BUSINESS SERVICES.....	10.8	27.4	0.5	10.5	1.2	9.7
40	PERSONAL & OTHER MISC. SERVICE.....	111.8	19.4	50.6	612.6	1730.6	154.3
41	TRANSPORTATION MARGINS.....	--	--	--	--	--	--
42	OPERATING,OFFICE,LAB & FOOD.....	--	--	--	--	--	--
43	TRAVEL, ADVERTISING, PROMOTION.....	--	--	--	--	--	--
TOTAL.....		9932.7	3581.9	3066.1	7680.1	10677.2	20004.8

NOTE: DETAIL MAY NOT ADD DUE TO ROUNDING.

TABLE 109. MAKE (OUTPUT) MATRIX (AGGREGATION - S), 1973 (MILLIONS OF DOLLARS) - CONCLUDED

NO.	COMMODITY AGGREGATION - S	BUSINESS & PERSONAL SERVICES	TRANS. MARGINS	OPERATING OFFICE SUPPLIES	TRAVEL, PROMOTION, ADVTG.	TOTAL INDUSTRIES
1	GRAINS.....	--	--	--	--	1743.2
2	OTHER AGRICULTURAL PRODUCTS.....	--	--	--	--	5634.0
3	FORESTRY PRODUCTS.....	--	--	--	--	2228.2
4	FISHING & TRAPPING PRODUCTS.....	--	--	--	--	346.9
5	METALLIC ORES & CONCENTRATES.....	--	--	--	--	3356.4
6	MINERALS FUELS.....	--	--	--	--	3062.5
7	NON-METALLIC MINERALS.....	--	--	--	--	606.2
8	SERVICES INCIDENTAL TO MINING.....	--	--	--	--	673.6
9	MEAT,FISH & DAIRY PRODUCTS.....	--	--	--	--	6562.7
10	FRUIT,VEG.FEED,MISC.FOOD PROD.....	--	--	--	--	4725.2
11	BEVERAGES.....	--	--	--	--	1496.4
12	TOBACCO & TOBACCO PRODUCTS.....	--	--	--	--	596.8
13	RUBBER,LEATHER,PLASTIC FAB.PRO.....	--	--	--	--	1868.3
14	TEXTILE PRODUCTS.....	--	--	--	--	2236.6
15	KNITTED PRODUCTS & CLOTHING.....	--	--	--	--	2290.3
16	LUMBER,SAWMILL,OTHER WOOD PROD.....	--	--	--	--	4104.8
17	FURNITURE & FIXTURES.....	--	--	--	--	1143.7
18	PAPER & PAPER PRODUCTS.....	--	--	--	--	5295.5
19	PRINTING & PUBLISHING.....	--	--	--	--	2156.8
20	PRIMARY METAL PRODUCTS.....	--	--	--	--	6375.4
21	METAL FABRICATED PRODUCTS.....	--	--	--	--	4455.7
22	MACHINERY & EQUIPMENT.....	--	--	--	--	2591.7
23	AUTOS,TRUCKS,OTHER TRANSP. EQP.....	--	--	--	--	9351.9
24	ELEC. & COMMUNICATIONS PROD.....	--	--	--	--	4048.5
25	NON-METALLIC MINERAL PRODUCTS.....	--	--	--	--	1905.3
26	PETROLEUM & COAL PRODUCTS.....	--	--	--	--	3320.4
27	CHEMICALS,CHEMICAL PROD.....	--	--	--	--	3721.8
28	MISC. MANUFACTURED PRODUCTS.....	--	--	--	--	1451.8
29	RESIDENTIAL CONSTRUCTION.....	--	--	--	--	6372.4
30	NON-RESIDENTIAL CONSTRUCTION.....	--	--	--	--	10748.0
31	REPAIR CONSTRUCTION.....	--	--	--	--	3484.7
32	TRANSPORTATION & STORAGE.....	--	--	--	--	9720.2
33	COMMUNICATION SERVICES.....	--	--	--	--	3367.0
34	OTHER UTILITIES.....	9.4	--	--	--	3010.2
35	WHOLESALE MARGINS.....	51.0	--	--	--	8817.9
36	RETAIL MARGINS.....	76.9	--	--	--	8655.3
37	IMPUTED RENT OWNER OCPD. DWEL.....	--	--	--	--	6539.4
38	OTHER FINANCE,INS.,REAL ESTATE.....	93.5	--	--	--	13855.7
39	BUSINESS SERVICES.....	3550.7	--	--	--	3673.2
40	PERSONAL & OTHER MISC. SERVICE.....	10483.3	--	--	--	13680.1
41	TRANSPORTATION MARGINS.....	--	4258.8	--	--	4258.8
42	OPERATING,OFFICE,LAB & FOOD.....	--	--	7544.6	--	7544.6
43	TRAVEL, ADVERTISING, PROMOTION.....	--	--	--	3997.0	3997.0
	TOTAL.....	14264.8	4258.8	7544.6	3997.0	195074.9

NOTE: DETAIL MAY NOT ADD DUE TO ROUNDING.

TABLE 110. USE (INPUT) MATRIX (AGGREGATION - S), 1973 (MILLIONS OF DOLLARS)

NO.	COMMODITY AGGREGATION - S	AGRICUL- TURE	FOREST- RY	FISHING, HUNTING & TRAPPING	MINES QUARRIES & OIL WELLS	MANUFAC- TURING	CONSTRU- CTION
1	GRAINS.....	41.7	--	--	--	534.7	--
2	OTHER AGRICULTURAL PRODUCTS.....	250.2	--	--	--	3599.2	9.4
3	FORESTRY PRODUCTS.....	0.5	277.8	--	--	1876.2	6.3
4	FISHING & TRAPPING PRODUCTS.....	--	--	3.0	--	301.6	--
5	METALLIC ORES & CONCENTRATES.....	--	--	--	10.8	2043.9	--
6	MINERALS FUELS.....	3.5	--	--	7.1	2414.3	4.7
7	NON-METALLIC MINERALS.....	7.3	--	0.5	21.5	246.1	87.8
8	SERVICES INCIDENTAL TO MINING.....	--	--	--	251.3	--	195.1
9	MEAT,FISH & DAIRY PRODUCTS.....	4.0	--	--	--	1191.1	--
10	FRUIT,VEG.FEED,MISC.FOOD PROD.....	835.8	--	--	--	1098.5	--
11	BEVERAGES.....	--	--	--	--	64.3	--
12	TOBACCO & TOBACCO PRODUCTS.....	--	--	--	--	145.1	--
13	RUBBER,LEATHER,PLASTIC FAB.PRO.....	14.8	--	--	--	823.2	228.0
14	TEXTILE PRODUCTS.....	17.1	4.1	7.3	5.8	1955.7	85.6
15	KNITTED PRODUCTS & CLOTHING.....	--	--	--	--	193.8	--
16	LUMBER,SAWMILL,OTHER WOOD PROD.....	4.4	--	2.5	1.9	955.9	1171.5
17	FURNITURE & FIXTURES.....	--	--	--	--	63.7	16.0
18	PAPER & PAPER PRODUCTS.....	3.1	--	--	7.3	1972.9	132.7
19	PRINTING & PUBLISHING.....	--	--	--	0.3	242.1	--
20	PRIMARY METAL PRODUCTS.....	--	--	--	57.4	4184.2	614.6
21	METAL FABRICATED PRODUCTS.....	38.2	14.6	1.0	8.9	2001.0	1897.1
22	MACHINERY & EQUIPMENT.....	65.8	9.6	3.1	64.3	589.9	189.5
23	AUTOS,TRUCKS,OTHER TRANSP. EQP.....	1.3	3.9	16.4	7.4	3504.0	27.7
24	ELEC. & COMMUNICATIONS PROD.....	--	--	7.1	3.4	1028.3	782.6
25	NON-METALLIC MINERAL PRODUCTS.....	0.9	0.2	0.3	7.0	666.7	1181.5
26	PETROLEUM & COAL PRODUCTS.....	229.1	41.2	12.8	67.8	599.9	192.5
27	CHEMICALS,CHEMICAL PROD.....	253.4	2.3	0.4	89.1	2156.3	124.3
28	MISC. MANUFACTURED PRODUCTS.....	--	--	3.2	--	430.4	124.2
29	RESIDENTIAL CONSTRUCTION.....	--	--	--	--	--	--
30	NON-RESIDENTIAL CONSTRUCTION.....	--	--	--	--	--	--
31	REPAIR CONSTRUCTION.....	130.3	27.2	0.4	192.5	275.2	12.9
32	TRANSPORTATION & STORAGE.....	19.5	208.9	2.1	65.0	412.4	176.4
33	COMMUNICATION SERVICES.....	14.9	3.8	0.4	18.0	328.3	38.3
34	OTHER UTILITIES.....	48.5	1.2	0.3	142.4	719.2	10.8
35	WHOLESALE MARGINS.....	200.7	21.2	6.7	66.0	1764.7	950.0
36	RETAIL MARGINS.....	37.5	1.4	1.0	3.5	44.4	123.7
37	IMPUTED RENT OWNER OCPD. DWEL.....	--	--	--	--	--	--
38	OTHER FINANCE,INS.,REAL ESTATE.....	241.2	243.9	3.9	696.7	922.7	366.1
39	BUSINESS SERVICES.....	12.2	5.4	0.3	204.2	731.4	699.8
40	PERSONAL & OTHER MISC. SERVICE.....	11.7	81.4	2.2	34.4	298.9	330.7
41	TRANSPORTATION MARGINS.....	101.7	4.7	2.3	28.9	1274.6	342.5
42	OPERATING,OFFICE,LAB & FOOD.....	397.1	237.6	2.7	535.7	2093.2	295.3
43	TRAVEL, ADVERTISING, PROMOTION.....	0.3	4.8	--	46.5	1478.4	110.7
44	NON-COMPETING IMPORTS.....	--	--	--	--	390.9	--
45	UNALLOCATED IMPORTS & EXPORTS.....	--	--	--	--	--	--
46	NET INDIRECT TAXES.....	-70.6	53.9	4.0	187.5	621.1	1228.3
47	LABOUR INCOME.....	469.1	676.3	80.7	1514.9	16508.8	6970.3
48	NET INCOME UNINC. BUSINESS.....	2998.4	31.0	131.9	15.4	1014.0	728.0
49	OTHER OPERATING SURPLUS.....	1151.7	228.3	56.8	3552.5	8472.6	1390.0
	TOTAL.....	7535.2	2184.6	353.3	7915.6	71233.4	20844.8

NOTE: DETAIL MAY NOT ADD DUE TO ROUNDING.

TABLE 110. USE (INPUT) MATRIX (AGGREGATION - S), 1973 (MILLIONS OF DOLLARS) - CONTINUED

NO.	COMMODITY AGGREGATION - S	TRANS. & STORAGE	COMMUNI- CATION	ELEC. POWER GAS, OTHER UTILITIES	WHOLESALE TRADE	RETAIL TRADE	FINANCE, INS. & REAL EST.
1	GRAINS	--	--	--	7.2	--	--
2	OTHER AGRICULTURAL PRODUCTS	2.9	--	--	0.9	311.9	--
3	FORESTRY PRODUCTS	--	--	--	--	--	--
4	FISHING & TRAPPING PRODUCTS	--	--	--	--	--	--
5	METALLIC ORES & CONCENTRATES	--	--	10.5	0.1	--	--
6	MINERAL FUELS	20.1	0.1	109.0	2.4	15.6	11.3
7	NON-METALLIC MINERALS	3.4	--	--	--	--	--
8	SERVICES INCIDENTAL TO MINING	--	--	--	--	--	--
9	MEAT, FISH & DAIRY PRODUCTS	--	--	--	0.5	2.3	--
10	FRUIT, VEG., FLD., MISC. FOOD PROD.	1.0	--	--	1.7	--	--
11	BEVERAGES	--	--	--	--	--	--
12	TOBACCO & TOBACCO PRODUCTS	--	--	--	0.2	--	--
13	RUBBER, LEATHER, PLASTIC FAB. PRO.	80.8	--	--	22.1	20.4	--
14	TEXTILE PRODUCTS	8.3	2.7	--	13.7	2.4	--
15	KNITTED PRODUCTS & CLOTHING	--	--	--	--	12.7	--
16	LUMBER, SAWMILL, OTHER WOOD PROD.	--	--	--	20.2	5.0	--
17	FURNITURE & FIXTURES	--	--	--	--	--	--
18	PAPER & PAPER PRODUCTS	4.4	--	--	65.9	167.4	--
19	PRINTING & PUBLISHING	5.4	17.7	1.5	13.1	10.9	37.2
20	PRIMARY METAL PRODUCTS	8.3	--	--	5.3	--	--
21	METAL FABRICATED PRODUCTS	5.5	--	--	36.7	15.9	--
22	MACHINERY & EQUIPMENT	1.5	--	--	--	--	--
23	AUTOS, TRUCKS, OTHER TRANSP. EQP.	287.0	--	--	--	--	--
24	ELEC. & COMMUNICATIONS PROD.	19.7	85.9	--	0.2	--	--
25	NON-METALLIC MINERAL PRODUCTS	2.8	--	--	1.9	2.0	--
26	PETROLEUM & COAL PRODUCTS	341.9	5.7	34.0	76.9	59.4	22.4
27	CHEMICALS, CHEMICAL PROD.	9.1	2.2	--	11.3	11.0	--
28	MISC. MANUFACTURED PRODUCTS	7.0	10.2	--	6.0	6.6	--
29	RESIDENTIAL CONSTRUCTION	--	--	--	--	--	--
30	NON-RESIDENTIAL CONSTRUCTION	--	--	--	--	--	--
31	REPAIR CONSTRUCTION	275.6	76.9	144.5	8.6	51.5	1549.7
32	TRANSPORTATION & STORAGE	1080.1	94.8	20.9	188.5	118.3	13.5
33	COMMUNICATION SERVICES	132.2	101.9	11.4	167.5	206.0	294.8
34	OTHER UTILITIES	58.6	11.8	52.7	38.5	170.5	99.2
35	WHOLESALE MARGINS	197.2	7.8	18.0	86.0	41.5	11.8
36	RETAIL MARGINS	63.3	28.1	1.8	14.8	14.1	3.0
37	IMPLIED RENT OWNER OCPD, DWEL.	--	--	--	--	--	--
38	OTHER FINANCE, INS., REAL ESTATE	254.1	50.7	63.5	376.6	755.8	1432.9
39	BUSINESS SERVICES	79.7	54.9	18.8	157.5	108.8	395.0
40	PERSONAL & OTHER MISC. SERVICE	311.7	85.6	21.3	60.1	57.6	87.0
41	TRANSPORTATION MARGINS	43.0	2.7	13.5	14.9	18.7	2.6
42	OPERATING OFFICE, LAB. & FOOD	442.3	87.0	33.5	277.3	469.3	311.5
43	TRAVEL, ADVERTISING, PROMOTION	123.3	52.2	15.4	432.9	411.5	387.2
44	NON-COMPETING IMPORTS	--	--	--	--	3.1	--
45	UNALLOCATED IMPORTS & EXPORTS	--	--	--	--	--	--
46	NET INDIRECT TAXES	388.9	-125.5	63.7	160.5	269.7	3159.5
47	LABOUR INCOME	3705.4	1658.3	691.6	3738.0	5117.5	4011.2
48	NET INCOME UNINC. BUSINESS	221.1	0.5	4.3	253.3	929.0	1467.2
49	OTHER OPERATING SURPLUS	1747.2	1269.8	1736.0	1418.9	1290.8	6707.7
	TOTAL	9932.7	3581.9	3066.1	7680.1	10677.2	20004.8

NOTE: DETAIL MAY NOT ADD DUE TO ROUNDING.

TABLE 110. USE (INPUT) MATRIX (AGGREGATION - S), 1973 (MILLIONS OF DOLLARS) - CONCLUDED

NO.	COMMODITY AGGREGATION - S	BUSINESS & PERSONAL SERVICES	TRANS. MARGINS	OPERATING OFFICE SUPPLIES	TRAVEL, PROMOTION, ADVTG.	TOTAL INDUSTRIES
1	GRAINS	--	--	--	--	583.5
2	OTHER AGRICULTURAL PRODUCTS	99.5	--	57.4	--	4331.3
3	FORESTRY PRODUCTS	--	--	--	--	2160.8
4	FISHING & TRAPPING PRODUCTS	10.4	--	2.0	--	317.1
5	METALLIC ORES & CONCENTRATES	0.9	--	--	--	2066.2
6	MINERAL FUELS	4.3	--	--	--	2592.4
7	NON-METALLIC MINERALS	0.6	--	0.4	--	367.7
8	SERVICES INCIDENTAL TO MINING	--	--	--	--	446.4
9	MEAT, FISH & DAIRY PRODUCTS	706.9	--	195.5	--	2100.2
10	FRUIT, VEG., FLD., MISC. FOOD PROD.	192.8	--	108.8	--	2238.7
11	BEVERAGES	21.0	--	18.6	47.0	150.8
12	TOBACCO & TOBACCO PRODUCTS	--	--	--	--	145.3
13	RUBBER, LEATHER, PLASTIC FAB. PRO.	10.4	--	300.4	4.1	1504.0
14	TEXTILE PRODUCTS	83.4	--	44.6	--	2230.8
15	KNITTED PRODUCTS & CLOTHING	2.9	--	16.0	--	225.4
16	LUMBER, SAWMILL, OTHER WOOD PROD.	22.1	--	4.2	--	2187.6
17	FURNITURE & FIXTURES	1.7	--	--	--	81.4
18	PAPER & PAPER PRODUCTS	74.2	--	314.5	2.2	2744.5
19	PRINTING & PUBLISHING	13.2	--	491.6	922.2	1755.1
20	PRIMARY METAL PRODUCTS	4.7	--	24.0	--	4898.6
21	METAL FABRICATED PRODUCTS	7.9	--	482.3	--	4509.0
22	MACHINERY & EQUIPMENT	0.1	--	930.8	--	1854.7
23	AUTOS, TRUCKS, OTHER TRANSP. EQP.	--	--	459.1	37.1	4344.0
24	ELEC. & COMMUNICATIONS PROD.	0.9	--	284.2	4.7	2217.0
25	NON-METALLIC MINERAL PRODUCTS	12.6	--	38.5	--	1914.6
26	PETROLEUM & COAL PRODUCTS	72.9	--	8.1	58.7	1733.3
27	CHEMICALS, CHEMICAL PROD.	102.8	--	360.2	2.3	3124.8
28	MISC. MANUFACTURED PRODUCTS	113.0	--	252.0	63.5	1016.2
29	RESIDENTIAL CONSTRUCTION	--	--	--	--	--
30	NON-RESIDENTIAL CONSTRUCTION	--	--	--	--	--
31	REPAIR CONSTRUCTION	28.8	--	--	--	2774.0
32	TRANSPORTATION & STORAGE	39.7	4258.8	--	658.1	7356.9
33	COMMUNICATION SERVICES	213.0	--	--	355.1	1885.6
34	OTHER UTILITIES	88.6	--	--	--	1442.3
35	WHOLESALE MARGINS	130.2	--	748.1	56.8	4306.6
36	RETAIL MARGINS	63.4	--	269.0	54.2	723.1
37	IMPLIED RENT OWNER OCPD, DWEL.	--	--	--	--	--
38	OTHER FINANCE, INS., REAL ESTATE	671.0	--	--	--	6179.1
39	BUSINESS SERVICES	288.8	--	--	382.6	3139.5
40	PERSONAL & OTHER MISC. SERVICE	307.4	--	1233.5	878.4	3801.7
41	TRANSPORTATION MARGINS	48.3	--	190.2	16.6	2105.1
42	OPERATING OFFICE, LAB. & FOOD	742.8	--	--	--	5925.2
43	TRAVEL, ADVERTISING, PROMOTION	377.6	--	--	--	3441.0
44	NON-COMPETING IMPORTS	8.7	--	4.7	--	407.3
45	UNALLOCATED IMPORTS & EXPORTS	--	--	67.0	174.2	241.2
46	NET INDIRECT TAXES	257.9	--	638.9	279.0	7116.9
47	LABOUR INCOME	4926.3	--	--	--	50068.6
48	NET INCOME UNINC. BUSINESS	2886.2	--	--	--	9770.3
49	OTHER OPERATING SURPLUS	1626.9	--	--	--	30649.2
	TOTAL	14264.8	4258.8	7544.6	3997.0	195874.9

NOTE: DETAIL MAY NOT ADD DUE TO ROUNDING.

TABLE III. FINAL DEMAND MATRIX (AGGREGATION - S), 1973 (MILLIONS OF DOLLARS)

NO.	COMMODITY AGGREGATION - S	CONS. EXP. DURABLE	CONS. EXP. SEMI DURABLE	CONS. EXP. NON DURABLE	CONS. EXP. SERVICES	CONS. INJECTION BUSINESS	CONS. INJECTION GOVERNMENT	MACHINERY EQUIPMENT BUSINESS	MACHINERY EQUIPMENT GOVERNMENT
1	GRAINS.....	--	--	--	--	--	--	--	--
2	OTHER AGRICULTURAL PRODUCTS.....	--	16.5	1054.6	22.3	--	--	--	--
3	FORESTRY PRODUCTS.....	--	--	34.5	--	--	--	--	--
4	FISHING & TRAPPING PRODUCTS.....	--	--	18.9	--	--	--	--	--
5	METALLIC ORES & CONCENTRATES.....	--	--	--	--	--	--	--	--
6	MINERALS FUELS.....	--	--	87.1	18.4	--	--	--	--
7	NON-METALLIC MINERALS.....	--	3.5	12.8	--	--	--	--	--
8	SERVICES INCIDENTAL TO MINING.....	--	--	--	--	227.2	--	--	--
9	MEAT/FISH & DAIRY PRODUCTS.....	--	--	4056.0	--	--	--	--	--
10	FRUIT/VEG. FEED MISC FOOD PROD.....	--	--	2733.6	--	--	--	--	--
11	BEVERAGES.....	--	--	1244.8	--	--	--	--	--
12	TOBACCO & TOBACCO PRODUCTS.....	--	--	426.6	--	--	--	--	--
13	RUBBER/LEATHER/PLASTIC FAB.PRO.....	165.5	610.2	39.7	--	--	--	11.9	2.8
14	TEXTILE PRODUCTS.....	283.5	434.8	118.5	--	--	--	11.9	1.0
15	KNITTED PRODUCTS & CLOTHING.....	--	2285.3	--	--	--	--	--	--
16	LUMBER/SAWMILL/OTHER WOOD PROD.....	28.8	58.6	0.6	--	--	--	16.1	0.3
17	FURNITURE & FIXTURES.....	809.2	31.1	--	--	--	--	199.0	64.3
18	PAPER & PAPER PRODUCTS.....	--	21.1	312.8	--	--	--	--	--
19	PRINTING & PUBLISHING.....	--	572.9	--	32.9	--	--	--	--
20	PRIMARY METAL PRODUCTS.....	--	3.2	--	--	--	--	--	--
21	METAL FABRICATED PRODUCTS.....	47.3	207.5	13.8	--	--	--	69.0	--
22	MACHINERY & EQUIPMENT.....	46.2	31.1	--	--	--	--	207.1	25.0
23	AUTOS, TRUCKS, OTHER TRANSP. EQP.....	1210.1	--	--	--	--	--	2824.1	71.7
24	ELEC. & COMMUNICATIONS PROD.....	1369.0	93.9	--	--	190.6	--	2059.0	151.1
25	NON-METALLIC MINERAL PRODUCTS.....	--	121.0	--	--	--	--	1362.1	34.1
26	PETROLEUM & COAL PRODUCTS.....	--	0.5	1184.6	17.6	--	--	20.8	0.3
27	CHEMICALS/CHEMICAL PROD.....	37.4	91.0	805.5	--	--	--	--	--
28	MISC. MANUFACTURED PRODUCTS.....	623.3	342.8	100.1	9.2	--	--	10.0	--
29	RESIDENTIAL CONSTRUCTION.....	--	--	--	--	6348.4	24.0	--	--
30	NON-RESIDENTIAL CONSTRUCTION.....	--	--	--	--	6999.9	3697.7	--	--
31	REPAIR CONSTRUCTION.....	--	--	--	39.3	--	--	--	--
32	TRANSPORTATION & STORAGE.....	--	--	78.1	1372.7	--	--	--	--
33	COMMUNICATION SERVICES.....	--	--	--	1275.1	--	--	--	--
34	OTHER UTILITIES.....	--	--	1146.7	317.5	--	--	--	--
35	WHOLESALE MARGINS.....	808.7	456.9	1260.1	13.5	21.8	--	923.8	40.4
36	RETAIL MARGINS.....	2019.4	2358.3	3273.5	9.8	17.9	--	219.6	17.5
37	IMPUTED RENT OWNER OCUPD DWEL.....	--	--	--	6539.4	--	--	--	--
38	OTHER FINANCIALS, REAL ESTATE.....	--	--	--	7123.4	887.0	--	--	--
39	BUSINESS SERVICES.....	--	--	--	372.1	--	--	--	--
40	PERSONAL & OTHER MISC. SERVICE.....	857.8	76.2	--	7748.5	--	--	--	--
41	TRANSPORTATION MARGINS.....	149.1	173.7	376.0	3.2	2.1	--	181.8	11.9
42	OPERATING OFFICE LAB & FOOD.....	--	--	--	242.5	--	--	--	--
43	TRAVEL, ADVERTISING, PROMOTION.....	--	--	--	119.2	--	--	--	--
44	NON-COMPETING IMPORTS.....	--	--	115.3	--	--	--	--	--
45	UNALLOCATED IMPORTS & EXPORTS.....	--	--	--	171.0	--	--	--	--
46	NET INDIRECT TAXES.....	1303.8	898.4	3589.6	408.0	17.6	--	702.6	41.4
47	LABOUR INCOME.....	--	--	--	2468.3	--	--	--	--
48	NET INCOME UNINC. BUSINESS.....	--	--	--	--	--	--	--	--
49	OTHER OPERATING SURPLUS.....	--	--	--	179.7	--	--	--	--
	TOTAL.....	11749.1	8888.7	22803.8	28503.5	14712.6	3721.7	8856.6	553.6

NOTE: DETAIL MAY NOT ADD DUE TO ROUNDING.

TABLE III. FINAL DEMAND MATRIX (AGGREGATION - S), 1973 (MILLIONS OF DOLLARS) - CONCLUDED

NO.	COMMODITY AGGREGATION - S	INVEN- TORIES	DOMESTIC EXPORTS	RE-EXPORTS	IMPORTS	GOVT GROSS CURRENT EXPEND.	GOVT SALE OF GOOD & SERVICES	FINAL EXPEND. ON GDP
1	GRAINS.....	-70.7	1302.4	--	-71.2	--	-0.9	1159.6
2	OTHER AGRICULTURAL PRODUCTS.....	226.1	569.7	4.7	-607.5	26.9	-10.7	1302.7
3	FORESTRY PRODUCTS.....	59.7	27.3	0.2	-54.4	--	--	67.4
4	FISHING & TRAPPING PRODUCTS.....	0.4	97.8	3.9	-90.7	--	-0.5	29.8
5	METALLIC ORES & CONCENTRATES.....	189.7	1403.1	0.9	-306.6	3.1	--	1290.2
6	MINERALS FUELS.....	24.3	1761.0	8.8	-1426.4	17.1	-20.2	470.1
7	NON-METALLIC MINERALS.....	-20.0	340.0	3.4	-130.8	29.6	--	238.5
8	SERVICES INCIDENTAL TO MINING.....	--	--	--	--	--	--	227.2
9	MEAT/FISH & DAIRY PRODUCTS.....	50.4	785.1	13.7	-440.7	--	-1.9	4462.5
10	FRUIT/VEG. FEED MISC FOOD PROD.....	63.0	321.5	23.3	-655.0	--	--	2486.5
11	BEVERAGES.....	77.6	239.6	0.2	-216.5	--	--	1345.7
12	TOBACCO & TOBACCO PRODUCTS.....	-9.0	57.3	0.1	-21.5	--	--	451.5
13	RUBBER/LEATHER/PLASTIC FAB.PRO.....	67.9	144.1	8.3	-656.2	--	--	364.3
14	TEXTILE PRODUCTS.....	30.7	1290.0	33.7	-1046.5	29.2	--	5.8
15	KNITTED PRODUCTS & CLOTHING.....	94.6	105.4	5.5	-436.6	13.3	-2.6	2964.8
16	LUMBER/SAWMILL/OTHER WOOD PROD.....	261.6	1831.2	3.9	-279.1	--	-4.6	1917.1
17	FURNITURE & FIXTURES.....	27.3	62.7	1.2	-138.4	5.8	--	1062.1
18	PAPER & PAPER PRODUCTS.....	33.1	2521.3	1.9	-339.1	--	--	2551.0
19	PRINTING & PUBLISHING.....	13.1	51.4	6.7	-353.9	94.7	-16.1	401.6
20	PRIMARY METAL PRODUCTS.....	-36.3	2546.7	93.8	-1082.9	22.0	-0.6	1476.8
21	METAL FABRICATED PRODUCTS.....	107.9	268.8	20.4	-1016.6	45.6	--	-53.3
22	MACHINERY & EQUIPMENT.....	54.8	869.9	96.3	-3281.4	25.2	-1.0	737.0
23	AUTOS, TRUCKS, OTHER TRANSP. EQP.....	267.0	5816.8	106.4	-6980.7	189.9	-1.2	5008.0
24	ELEC. & COMMUNICATIONS PROD.....	206.9	589.2	43.0	-1899.4	34.9	-2.6	1831.5
25	NON-METALLIC MINERAL PRODUCTS.....	39.3	149.0	1.5	-341.2	--	--	-9.3
26	PETROLEUM & COAL PRODUCTS.....	167.3	286.1	23.8	-244.1	162.0	-10.8	1587.1
27	CHEMICALS/CHEMICAL PROD.....	44.7	633.5	17.2	-1167.3	137.8	-2.7	597.0
28	MISC. MANUFACTURED PRODUCTS.....	73.9	238.9	44.8	-1348.5	102.3	-18.6	435.6
29	RESIDENTIAL CONSTRUCTION.....	--	--	--	--	--	--	6172.4
30	NON-RESIDENTIAL CONSTRUCTION.....	--	--	--	--	50.3	--	10748.0
31	REPAIR CONSTRUCTION.....	--	--	--	--	671.4	--	710.7
32	TRANSPORTATION & STORAGE.....	--	867.8	--	-190.8	331.1	-95.7	2363.3
33	COMMUNICATION SERVICES.....	--	43.4	--	-68.3	231.5	-0.2	1481.5
34	OTHER UTILITIES.....	--	107.2	--	-6.4	274.9	-272.0	1567.9
35	WHOLESALE MARGINS.....	--	1001.5	26.7	-137.9	95.8	--	4511.3
36	RETAIL MARGINS.....	--	--	--	--	16.2	--	7932.1
37	IMPUTED RENT OWNER OCUPD DWEL.....	--	--	--	--	--	--	6539.4
38	OTHER FINANCIALS, REAL ESTATE.....	--	100.5	--	-411.4	387.7	-310.6	7776.6
39	BUSINESS SERVICES.....	--	181.5	--	-600.7	623.2	-42.4	533.7
40	PERSONAL & OTHER MISC. SERVICE.....	--	4.2	--	-24.0	2247.9	-1032.1	9878.4
41	TRANSPORTATION MARGINS.....	--	1267.9	8.4	--	1376.9	--	2153.7
42	OPERATING OFFICE LAB & FOOD.....	--	--	--	--	436.8	--	1619.4
43	TRAVEL, ADVERTISING, PROMOTION.....	--	--	--	--	--	--	555.9
44	NON-COMPETING IMPORTS.....	13.4	--	--	-536.1	--	--	-407.3
45	UNALLOCATED IMPORTS & EXPORTS.....	--	2127.8	--	-2540.0	--	--	-241.2
46	NET INDIRECT TAXES.....	--	84.2	--	1311.0	124.5	--	8481.0
47	LABOUR INCOME.....	--	--	--	--	15312.3	--	17780.6
48	NET INCOME UNINC. BUSINESS.....	--	--	--	--	--	--	--
49	OTHER OPERATING SURPLUS.....	--	--	--	--	1711.3	--	1891.0
	TOTAL.....	2858.8	28894.8	582.8	-27869.8	24869.6	-1848.1	125757.6

NOTE: DETAIL MAY NOT ADD DUE TO ROUNDING.

TABLE 112. IMPACT (INVERSE) MATRIX (AGGREGATION - S), 1973

COMMODITY AGGREGATION - S	AGRICUL- TURE	FOREST- RY	FISHING, HUNTING & TRAPPING	MINES QUARRIES & OIL WELLS	MANUFAC- TURING	CONSTRUC- TION	TRANS- & STORAGE	COMMUN- ICATION
NO.								
1 GRAINS.....	1.0509	0.0081	0.0009	0.0170	0.2829	0.0255	0.0335	0.0073
2 OTHER AGRICULTURAL PRODUCTS.....	1.0455	0.0104	0.0009	0.0171	0.2854	0.0255	0.0337	0.0073
3 FORESTRY PRODUCTS.....	0.0413	1.0812	0.0007	0.0118	0.1972	0.0318	0.1314	0.0106
4 FISHING & TRAPPING PRODUCTS.....	0.0081	0.0041	1.0067	0.0092	0.1442	0.0046	0.0207	0.0043
5 METALLIC ORES & CONCENTRATES.....	0.0101	0.0048	0.0006	1.0011	0.1667	0.0356	0.0260	0.0081
6 MINERALS FUELS.....	0.0073	0.0033	0.0004	1.0410	0.1144	0.0365	0.0248	0.0078
7 NON-METALLIC MINERALS.....	0.0109	0.0052	0.0006	0.9900	0.1813	0.0354	0.0263	0.0081
8 SERVICES INCIDENTAL TO MINING.....	0.0071	0.0032	0.0004	1.0437	0.1109	0.0365	0.0247	0.0078
9 MEAT,FISH & DAIRY PRODUCTS.....	0.0899	0.0366	0.0046	0.0603	1.3122	0.0150	0.0519	0.0143
10 FRUIT,VEG.,FIED,MISC FOOD PROD.....	0.0788	0.0387	0.0044	0.0635	1.3863	0.0149	0.0533	0.0138
11 BEVERAGES.....	0.0754	0.0389	0.0044	0.0639	1.3056	0.0148	0.0534	0.0138
12 TOBACCO & TOBACCO PRODUCTS.....	0.0753	0.0389	0.0044	0.0639	1.3945	0.0148	0.0534	0.0138
13 RUBBER,LEATHER,PLASTIC FAB,PRO.....	0.0751	0.0388	0.0044	0.0637	1.3913	0.0148	0.0534	0.0138
14 TEXTILE PRODUCTS.....	0.0750	0.0387	0.0044	0.0636	1.3878	0.0148	0.0534	0.0139
15 KNITTED PRODUCTS & CLOTHING.....	0.0753	0.0389	0.0044	0.0639	1.3950	0.0148	0.0534	0.0138
16 LUMBER,SAWMILL,OTHER WOOD PROD.....	0.0752	0.0422	0.0044	0.0638	1.3914	0.0149	0.0537	0.0138
17 FURNITURE & FIXTURES.....	0.0751	0.0388	0.0044	0.0637	1.3901	0.0148	0.0534	0.0139
18 PAPER & PAPER PRODUCTS.....	0.0753	0.0389	0.0044	0.0639	1.3951	0.0148	0.0534	0.0138
19 PRINTING & PUBLISHING.....	0.0753	0.0389	0.0044	0.0639	1.3940	0.0148	0.0534	0.0138
20 PRIMARY METAL PRODUCTS.....	0.0754	0.0389	0.0044	0.0641	1.3954	0.0148	0.0534	0.0138
21 METAL FABRICATED PRODUCTS.....	0.0752	0.0388	0.0044	0.0638	1.3926	0.0148	0.0534	0.0138
22 MACHINERY & EQUIPMENT.....	0.0749	0.0387	0.0044	0.0713	1.3859	0.0150	0.0532	0.0137
23 AUTOS,TRUCKS,OTHER TRANSP. EQP.....	0.0749	0.0387	0.0044	0.0636	1.3866	0.0150	0.0608	0.0138
24 ELEC. & COMMUNICATIONS PROD.....	0.0724	0.0374	0.0042	0.0614	1.3401	0.0153	0.0528	0.0556
25 NON-METALLIC MINERAL PRODUCTS.....	0.0750	0.0387	0.0044	0.0681	1.3892	0.0149	0.0533	0.0138
26 PETROLEUM & COAL PRODUCTS.....	0.0728	0.0376	0.0043	0.1006	1.3465	0.0157	0.0531	0.0136
27 CHEMICALS,CHEMICAL PROD.....	0.0724	0.0374	0.0042	0.1066	1.3396	0.0158	0.0522	0.0135
28 MISC. MANUFACTURED PRODUCTS.....	0.0735	0.0379	0.0043	0.0624	1.3600	0.0147	0.0533	0.0143
29 RESIDENTIAL CONSTRUCTION.....	0.0225	0.0116	0.0013	0.0318	0.3941	1.0088	0.0472	0.0107
30 NON-RESIDENTIAL CONSTRUCTION.....	0.0225	0.0116	0.0013	0.0318	0.3941	1.0088	0.0472	0.0107
31 REPAIR CONSTRUCTION.....	0.0225	0.0116	0.0013	0.0318	0.3941	1.0088	0.0472	0.0107
32 TRANSPORTATION & STORAGE.....	0.0096	0.0047	0.0005	0.0107	0.1486	0.0375	1.1328	0.0209
33 COMMUNICATION SERVICES.....	0.0050	0.0022	0.0003	0.0044	0.0757	0.0264	0.0396	1.0339
34 OTHER UTILITIES.....	0.0040	0.0019	0.0002	0.0052	0.0661	0.0515	0.0235	0.0067
35 WHOLESALE MARGINS.....	0.0219	0.0113	0.0012	0.0190	0.3773	0.0107	0.0490	0.0277
36 RETAIL MARGINS.....	0.0324	0.0030	0.0004	0.0069	0.0999	0.0154	0.0316	0.0269
37 IMPUTED RENT OWNER OCPI DWEL.....	0.0040	0.0018	0.0002	0.0049	0.0621	0.0859	0.0121	0.0201
38 OTHER FINANCE,INS,REAL ESTATE.....	0.0055	0.0024	0.0003	0.0101	0.0772	0.0918	0.0162	0.0201
39 BUSINESS SERVICES.....	0.0186	0.0056	0.0012	0.0104	0.1943	0.0108	0.0274	0.0298
40 PERSONAL & OTHER MISC. SERVICE.....	0.0204	0.0086	0.0014	0.0124	0.1916	0.0211	0.0356	0.0243
41 TRANSPORTATION MARGINS.....	0.0093	0.0045	0.0005	0.0104	0.1441	0.0364	1.0983	0.0202
42 OPERATING OFFICE LAB & FOOD.....	0.0410	0.0166	0.0023	0.0292	0.5732	0.0113	0.0586	0.0139
43 TRAVEL, ADVERTISING, PROMOTION.....	0.0259	0.0124	0.0015	0.0212	0.4159	0.0174	0.2119	0.1048

TABLE 112. IMPACT (INVERSE) MATRIX (AGGREGATION - S), 1973 - CONCLUDED

COMMODITY AGGREGATION - S	ELEC POWER GAS,OTHER UTILITIES	WHOLESALE TRADE	RETAIL TRADE	FINANCE, INS. & REAL ESTATE	BUSINESS & PERSONAL SERVICES	TRANS. MARGINS	OPERATING OFFICE SUPPLIES	TRAVEL, PROMOTION, ADV.TG.
NO.								
1 GRAINS.....	0.0101	0.0362	0.0117	0.0442	0.0227	0.0220	0.0716	0.0107
2 OTHER AGRICULTURAL PRODUCTS.....	0.0102	0.0362	0.0124	0.0444	0.0229	0.0219	0.0717	0.0108
3 FORESTRY PRODUCTS.....	0.0065	0.0315	0.0177	0.0656	0.0115	0.1404	0.0153	0.0153
4 FISHING & TRAPPING PRODUCTS.....	0.0027	0.0206	0.0056	0.0169	0.0130	0.0099	0.0163	0.0055
5 METALLIC ORES & CONCENTRATES.....	0.0193	0.0201	0.0082	0.0947	0.0464	0.0099	0.0807	0.0146
6 MINERALS FUELS.....	0.0195	0.0194	0.0081	0.0972	0.0466	0.0091	0.0816	0.0137
7 NON-METALLIC MINERALS.....	0.0193	0.0203	0.0082	0.0940	0.0463	0.0101	0.0805	0.0148
8 SERVICES INCIDENTAL TO MINING.....	0.0195	0.0193	0.0081	0.0974	0.0466	0.0090	0.0816	0.0137
9 MEAT,FISH & DAIRY PRODUCTS.....	0.0157	0.0368	0.0589	0.0387	0.0398	0.0276	0.0610	0.0348
10 FRUIT,VEG.,FIED,MISC FOOD PROD.....	0.0157	0.0412	0.0104	0.0367	0.0402	0.0287	0.0611	0.0348
11 BEVERAGES.....	0.0157	0.0380	0.0097	0.0366	0.0402	0.0288	0.0611	0.0347
12 TOBACCO & TOBACCO PRODUCTS.....	0.0157	0.0389	0.0097	0.0366	0.0402	0.0288	0.0611	0.0348
13 RUBBER,LEATHER,PLASTIC FAB,PRO.....	0.0157	0.0413	0.0097	0.0367	0.0403	0.0287	0.0611	0.0348
14 TEXTILE PRODUCTS.....	0.0157	0.0429	0.0108	0.0367	0.0403	0.0287	0.0611	0.0349
15 KNITTED PRODUCTS & CLOTHING.....	0.0157	0.0383	0.0099	0.0366	0.0402	0.0288	0.0611	0.0348
16 LUMBER,SAWMILL,OTHER WOOD PROD.....	0.0157	0.0384	0.0097	0.0369	0.0403	0.0287	0.0614	0.0347
17 FURNITURE & FIXTURES.....	0.0157	0.0422	0.0097	0.0367	0.0403	0.0287	0.0611	0.0349
18 PAPER & PAPER PRODUCTS.....	0.0157	0.0384	0.0097	0.0366	0.0402	0.0288	0.0611	0.0348
19 PRINTING & PUBLISHING.....	0.0157	0.0391	0.0097	0.0366	0.0402	0.0288	0.0611	0.0348
20 PRIMARY METAL PRODUCTS.....	0.0157	0.0380	0.0097	0.0366	0.0402	0.0288	0.0611	0.0347
21 METAL FABRICATED PRODUCTS.....	0.0157	0.0403	0.0097	0.0366	0.0403	0.0288	0.0611	0.0348
22 MACHINERY & EQUIPMENT.....	0.0157	0.0379	0.0097	0.0371	0.0403	0.0287	0.0613	0.0346
23 AUTOS,TRUCKS,OTHER TRANSP. EQP.....	0.0157	0.0384	0.0098	0.0366	0.0403	0.0287	0.0611	0.0347
24 ELEC. & COMMUNICATIONS PROD.....	0.0153	0.0379	0.0099	0.0360	0.0404	0.0278	0.0600	0.0342
25 NON-METALLIC MINERAL PRODUCTS.....	0.0157	0.0386	0.0097	0.0369	0.0403	0.0287	0.0612	0.0347
26 PETROLEUM & COAL PRODUCTS.....	0.0159	0.0373	0.0096	0.0389	0.0405	0.0281	0.0619	0.0339
27 CHEMICALS,CHEMICAL PROD.....	0.0159	0.0373	0.0096	0.0392	0.0405	0.0279	0.0620	0.0338
28 MISC. MANUFACTURED PRODUCTS.....	0.0155	0.0651	0.0097	0.0372	0.0405	0.0282	0.0608	0.0355
29 RESIDENTIAL CONSTRUCTION.....	0.0062	0.0507	0.0133	0.0350	0.0603	0.0257	0.0390	0.0202
30 NON-RESIDENTIAL CONSTRUCTION.....	0.0062	0.0507	0.0133	0.0350	0.0603	0.0257	0.0390	0.0202
31 REPAIR CONSTRUCTION.....	0.0062	0.0507	0.0133	0.0350	0.0603	0.0257	0.0390	0.0202
32 TRANSPORTATION & STORAGE.....	0.0108	0.0302	0.0185	0.0390	0.0535	0.0104	0.0630	0.0224
33 COMMUNICATION SERVICES.....	0.0050	0.0100	0.0150	0.0216	0.0450	0.0040	0.0341	0.0201
34 OTHER UTILITIES.....	0.0003	0.0109	0.0041	0.0273	0.0073	0.0073	0.0192	0.0091
35 WHOLESALE MARGINS.....	0.0089	0.0054	0.0100	0.0525	0.0544	0.0109	0.0540	0.0573
36 RETAIL MARGINS.....	0.0209	0.0137	0.0046	0.0769	0.0459	0.0063	0.0557	0.0449
37 IMPUTED RENT OWNER OCPI DWEL.....	0.0062	0.0087	0.0050	0.0763	0.0366	0.0037	0.0241	0.0247
38 OTHER FINANCE,INS,REAL ESTATE.....	0.0067	0.0132	0.0104	0.0553	0.0438	0.0042	0.0254	0.0250
39 BUSINESS SERVICES.....	0.0091	0.0232	0.0164	0.0586	0.0225	0.0095	0.0659	0.0351
40 PERSONAL & OTHER MISC. SERVICE.....	0.0137	0.0647	0.1412	0.0700	0.8191	0.0093	0.0634	0.0372
41 TRANSPORTATION MARGINS.....	0.0105	0.0293	0.0179	0.0378	0.0519	0.0101	0.0611	0.0217
42 OPERATING OFFICE LAB & FOOD.....	0.0097	0.1043	0.0631	0.0332	0.1473	0.0386	1.0407	0.0260
43 TRAVEL, ADVERTISING, PROMOTION.....	0.0098	0.0416	0.0503	0.0376	0.2733	0.0158	0.0472	0.0253

TABLE 113. MAKE (OUTPUT) MATRIX (AGGREGATION - M), 1973 (MILLIONS OF DOLLARS)

NO.	COMMODITY AGGREGATION - M	AGRICUL- TURE	FOREST- RY	FISHING, HUNTING & TRAPPING	METAL MINES	MINERAL FUELS	NON-METAL MINES & QUARRIES	SERVICES INCIDENTAL TO MINING	FOOD & BEVERAGE INDUSTRIES
1	GRAINS.....	1742.5	0.7
2	LIVE ANIMALS.....	3008.6	..	0.1
3	OTHER AGRICULTURAL PRODUCTS.....	2593.0	11.2	16.9
4	FORESTRY PRODUCTS.....	54.4	2114.1
5	FISH LANDINGS.....	317.3
6	HUNTING & TRAPPING PRODUCTS.....	29.5
7	IRON ORES & CONCENTRATES.....	572.8
8	OTHER METAL ORES & CONCENTRATES.....	2637.8
9	COAL.....	164.7
10	CRUDE MINERAL OILS.....	2471.6
11	NATURAL GAS.....	417.8
12	NON-METALLIC MINERALS.....	2.9	40.4	529.6	..	1.0
13	SERVICES INCIDENTAL TO MINING.....	63.6	..	5.2	604.8	..
14	MEAT PRODUCTS.....	111.2	3827.4
15	DAIRY PRODUCTS.....	1.1	1664.7
16	FISH PRODUCTS.....	2.7	598.9
17	FRUITS & VEGETABLES PREPARATIONS.....	755.0
18	FEEDS.....	1183.6
19	FLOUR, WHEAT MEAL & OTHER CEREALS.....	237.6
20	BREAKFAST CEREAL & BAKERY PROD.....	912.5
21	SUGAR.....	325.5
22	MISC. FOOD PRODUCTS.....	17.7	1255.1
23	SOFT DRINKS.....	483.4
24	ALCOHOLIC BEVERAGES.....	1013.0
25	TOBACCO PROCESSED UNMANUFACTURED.....
26	CIGARETTES & TOBACCO MFG.....
27	TIRES & TUBES.....
28	OTHER RUBBER PRODUCTS.....
29	PLASTIC FABRICATED PRODUCTS.....
30	LEATHER & LEATHER PRODUCTS.....
31	YARNS & MAN MADE FIBRES.....
32	FABRICS.....
33	OTHER TEXTILE PRODUCTS.....
34	HOSIERY & KNITTED WEAR.....
35	CLOTHING & ACCESSORIES.....
36	LUMBER & TIMBER.....	..	12.0
37	VENEER & PLYWOOD.....
38	OTHER WOOD FABRICATED MATERIALS.....	..	0.3
39	FURNITURE & FIXTURES.....
40	PULP.....
41	NEWSPRINT & OTHER PAPER STOCK.....
42	PAPER PRODUCTS.....	3.4
43	PRINTING & PUBLISHING.....
44	ADVERTISING, PRINT MEDIA.....
45	IRON & STEEL PRODUCTS.....
46	ALUMINUM PRODUCTS.....
47	COPPER & COPPER ALLOY PRODUCTS.....
48	NICKEL PRODUCTS.....
49	OTHER NON-FERROUS METAL PRODUCTS.....	1.0
50	BOILERS, TANKS & PLATES.....
51	FABRICATED STRUCTURAL METAL PROD.....
52	OTHER METAL FABRICATED PRODUCTS.....
53	AGRICULTURAL MACHINERY.....
54	OTHER INDUSTRIAL MACHINERY.....	..	0.1	..	2.1	5.8	4.3	7.3	3.6
55	MOTOR VEHICLES.....
56	MOTOR VEHICLE PARTS.....
57	OTHER TRANSPORT EQUIPMENT.....
58	APPLIANCES & RECEIVERS, HOUSEHOLD.....
59	OTHER ELECTRICAL PRODUCTS.....
60	CEMENT & CONCRETE PRODUCTS.....	4.6
61	OTHER NON-METALLIC MINERAL PROD.....	3.6
62	GASOLINE & FUEL OIL.....
63	OTHER PETROLEUM & COAL PROD.....	124.3
64	INDUSTRIAL CHEMICALS.....	0.2	..	12.6
65	FERTILIZERS.....	161.8
66	PHARMACEUTICALS.....	11.0
67	OTHER CHEMICAL PRODUCTS.....	107.9
68	SCIENTIFIC EQUIPMENT.....
69	OTHER MANUFACTURED PRODUCTS.....	1.0
70	RESIDENTIAL CONSTRUCTION.....
71	NON-RESIDENTIAL CONSTRUCTION.....
72	REPAIR CONSTRUCTION.....
73	PIPELINE, TRANSPORTATION.....
74	TRANSPORTATION & STORAGE.....	..	2.5	0.5
75	RADIO & TELEVISION BROADCASTING.....
76	TELEPHONE & TELEGRAPH.....
77	POSTAL SERVICES.....
78	ELECTRIC POWER.....	..	0.1	..	1.2	0.1
79	OTHER UTILITIES.....
80	WHOLESALE MARGINS.....	..	5.2	..	1.8	..	2.9	..	256.9
81	RETAIL MARGINS.....
82	IMPLIED RENT, OWNER OC'D DWEL.....
83	OTHER FINANCIALS, REAL ESTATE.....	6.7	2.2	..	5.9	41.4	7.4	3.9	6.5
84	BUSINESS SERVICES.....
85	EDUCATION SERVICES.....
86	HEALTH SERVICES.....
87	AMUSEMENT & RECREATION SERVICES.....
88	ACCOMMODATION & FOOD SERVICES.....	..	30.4	..	8.0	..	0.8	..	4.7
89	OTHER PERSONAL & MISC. SERVICES.....	..	6.6	3.7	4.5	0.4	6.1	4.9	2.7
90	TRANSPORTATION MARGINS.....
91	OPERATING, OFFICE, LAB. & FOOD.....
92	TRAVEL, ADVERTISING & PROMOTION.....
TOTAL.....		7535.2	2184.6	353.3	3301.7	3266.5	726.5	629.9	12687.9

NOTE: DETAIL MAY NOT ADD DUE TO ROUNDING AND SUPPRESSION OF CONFIDENTIAL COMMODITIES.

TABLE 113. MAKE (OUTPUT) MATRIX (AGGREGATION - M), 1973 (MILLIONS OF DOLLARS) - CONTINUED

NO.	COMMODITY AGGREGATION - M	TOBACCO PRODUCTS INDUSTRIES	RUBBER & PLASTIC PROD. IND.	LEATHER INDUSTRIES	TEXTILE INDUSTRIES	KNITTING MILLS	CLOTHING INDUSTRIES	WOOD	FURNITURE, FIXTURE INDUSTRIES
1	GRAINS.....
2	LIVE ANIMALS.....
3	OTHER AGRICULTURAL PRODUCTS.....
4	FORESTRY PRODUCTS.....	57.8	..
5	FISH LANDINGS.....
6	HUNTING & TRAPPING PRODUCTS.....
7	IRON ORES & CONCENTRATES.....
8	OTHER METAL ORES & CONCENTRATES.....
9	COAL.....
10	CRUDE MINERAL OILS.....
11	NATURAL GAS.....
12	NON-METALLIC MINERALS.....
13	SERVICES INCIDENTAL TO MINING.....
14	MEAT PRODUCTS.....	1.0
15	DAIRY PRODUCTS.....
16	FISH PRODUCTS.....
17	FRUITS & VEGETABLES PREPARATIONS.....
18	FEEDS.....
19	FLOUR, WHEAT MEAL & OTHER CEREALS.....
20	BREAKFAST CEREAL & BAKERY PROD.....
21	SUGAR.....
22	MISC. FOOD PRODUCTS.....
23	SOFT DRINKS.....
24	ALCOHOLIC BEVERAGES.....
25	TOBACCO PROCESSED UNMANUFACTURED.....	152.2
26	CIGARETTES & TOBACCO MFG.....	443.7
27	TIRES & TUBES.....	..	455.5
28	OTHER RUBBER PRODUCTS.....	..	230.1	30.0	22.5
29	PLASTIC FABRICATED PRODUCTS.....	..	511.2	2.1	12.8
30	LEATHER & LEATHER PRODUCTS.....	460.1	0.1
31	YARNS & MAN MADE FIBRES.....	434.6
32	FABRICS.....	..	3.0	..	588.6	207.1
33	OTHER TEXTILE PRODUCTS.....	..	2.4	0.6	933.6	1.4	4.2	..	2.9
34	HOSIERY & KNITTED WEAR.....	298.7	279.3
35	CLOTHING & ACCESSORIES.....	..	19.0	11.2	59.0	29.6	1574.5	..	0.1
36	LUMBER & TIMBER.....	2324.7	..
37	VENEER & PLYWOOD.....	470.4	..
38	OTHER WOOD FABRICATED MATERIALS.....	1176.5	38.5
39	FURNITURE & FIXTURES.....	..	16.2	..	2.3	30.2	1011.6
40	PULP.....
41	NEWSPRINT & OTHER PAPER STOCK.....
42	PAPER PRODUCTS.....	..	40.5	1.3	28.6	1.5	..
43	PRINTING & PUBLISHING.....
44	ADVERTISING, PRINT MEDIA.....
45	IRON & STEEL PRODUCTS.....
46	ALUMINUM PRODUCTS.....	..	0.5
47	COPPER & COPPER ALLOY PRODUCTS.....
48	NICKEL PRODUCTS.....
49	OTHER NON-FERROUS METAL PRODUCTS.....
50	BOILERS, TANKS & PLATES.....	..	0.8
51	FABRICATED STRUCTURAL METAL PROD.....	..	3.0	0.6
52	OTHER METAL FABRICATED PRODUCTS.....	..	20.3	..	3.1	5.6	3.4
53	AGRICULTURAL MACHINERY.....
54	OTHER INDUSTRIAL MACHINERY.....	..	8.4	..	2.5	12.4	..
55	MOTOR VEHICLES.....	0.5
56	MOTOR VEHICLE PARTS.....	..	121.9	..	48.9
57	OTHER TRANSPORT EQUIPMENT.....	..	10.5
58	APPLIANCES & RECEIVERS, HOUSEHOLD.....	..	7.4	5.8
59	OTHER ELECTRICAL PRODUCTS.....	..	6.4	40.1
60	CEMENT & CONCRETE PRODUCTS.....
61	OTHER NON-METALLIC MINERAL PROD.....	0.8
62	GASOLINE & FUEL OIL.....
63	OTHER PETROLEUM & COAL PROD.....
64	INDUSTRIAL CHEMICALS.....	..	44.3	..	7.3
65	FERTILIZERS.....
66	PHARMACEUTICALS.....
67	OTHER CHEMICAL PRODUCTS.....	..	10.3	0.3	0.5	..
68	SCIENTIFIC EQUIPMENT.....	..	4.2	..	2.2
69	OTHER MANUFACTURED PRODUCTS.....	..	28.0	1.7	10.6	1.3	8.1
70	RESIDENTIAL CONSTRUCTION.....
71	NON-RESIDENTIAL CONSTRUCTION.....
72	REPAIR CONSTRUCTION.....
73	PIPELINE TRANSPORTATION.....
74	TRANSPORTATION & STORAGE.....	6.3	..
75	RADIO & TELEVISION BROADCASTING.....
76	TELEPHONE & TELEGRAPH.....
77	POSTAL SERVICES.....
78	ELECTRIC POWER.....	0.2	0.3	..
79	OTHER UTILITIES.....
80	WHOLESALE MARGINS.....	3.4	65.1	9.9	36.0	1.0	23.2	26.4	18.0
81	RETAIL MARGINS.....
82	IMPUTED RENT OWNER OCCUP. DWEL.....
83	OTHER FINANCIALS, REAL ESTATE.....	0.1	0.2	0.3	1.5	0.3	1.9	8.1	2.9
84	BUSINESS SERVICES.....	..	0.6	..	0.1
85	EDUCATION SERVICES.....
86	HEALTH SERVICES.....
87	AMUSEMENT & RECREATION SERVICES.....
88	ACCOMMODATION & FOOD SERVICES.....	0.1	0.9	0.1	0.9	0.1	0.3	1.3	0.9
89	OTHER PERSONAL & MISC SERVICES.....	..	1.5	0.3	0.7	1.2	14.9
90	TRANSPORTATION MARGINS.....
91	OPERATING, OFFICE, LAB. & FOOD.....
92	TRAVEL, ADVERTISING & PROMOTION.....
	TOTAL.....	663.6	1647.7	520.7	2214.2	539.6	1887.5	4153.6	1151.0

NOTE: DETAIL MAY NOT ADD DUE TO ROUNDING AND SUPPRESSION OF CONFIDENTIAL COMMODITIES

TABLE 113. MAKE (OUTPUT) MATRIX (AGGREGATION - M), 1973 (MILLIONS OF DOLLARS) - CONTINUED

NO.	COMMODITY AGGREGATION - M	PAPER & ALLIED INDUSTRIES	PRINTING & PUBLISHING	PRIMARY METAL INDUSTRIES	METAL FA- BRICATING INDUSTRIES	MACHINERY INDUSTRIES	TRANS EQUIPMENT INDUSTRIES	ELECTRICAL PRODUCTS INDUSTRIES	NON-METAL MINERAL PROD. IND.
1	GRAINS.....	--	--	--	--	--	--	--	--
2	LIVE ANIMALS.....	--	--	--	--	--	--	--	--
3	OTHER AGRICULTURAL PRODUCTS.....	--	--	--	--	--	--	--	--
4	FORESTRY PRODUCTS.....	--	--	--	--	--	--	--	--
5	FISH LANDINGS.....	--	--	--	--	--	--	--	--
6	HUNTING & TRAPPING PRODUCTS.....	--	--	--	--	--	--	--	--
7	IRON ORES & CONCENTRATES.....	--	--	9.4	--	--	--	--	--
8	OTHER METAL ORES & CONCENTRATES.....	--	--	103.6	--	--	--	--	--
9	COAL.....	--	--	--	--	--	--	--	--
10	CRUDE MINERAL OILS.....	--	--	--	--	--	--	--	--
11	NATURAL GAS.....	--	--	--	--	--	--	--	--
12	NON-METALLIC MINERALS.....	--	--	1.8	--	0.9	--	--	22.5
13	SERVICES INCIDENTAL TO MINING.....	--	--	--	--	--	--	--	--
14	MEAT PRODUCTS.....	--	--	--	--	--	--	--	--
15	DAIRY PRODUCTS.....	--	--	--	--	--	--	--	--
16	FISH PRODUCTS.....	--	--	--	--	--	--	--	--
17	FRUITS & VEGETABLES PREPARATIONS.....	--	--	--	--	--	--	--	--
18	FEEDS.....	--	--	--	--	--	--	--	--
19	FLOUR, WHEAT, MEAL & OTHER CEREALS.....	--	--	--	--	--	--	--	--
20	BREAKFAST CEREAL & BAKERY PROD.....	--	--	--	--	--	--	--	--
21	SUGAR.....	--	--	--	--	--	--	--	--
22	MISC. FOOD PRODUCTS.....	--	--	--	--	--	--	--	--
23	SOFT DRINKS.....	--	--	--	--	--	--	--	--
24	ALCOHOLIC BEVERAGES.....	--	--	--	--	--	--	--	--
25	TOBACCO PROCESSED UNMANUFACTURED.....	--	--	--	--	--	--	--	--
26	CIGARETTES & TOBACCO MFG.....	--	--	--	--	--	--	--	--
27	TIRES & TUBES.....	--	--	--	--	--	--	--	--
28	OTHER RUBBER PRODUCTS.....	--	--	--	--	--	--	0.5	--
29	PLASTIC FABRICATED PRODUCTS.....	35.7	--	--	13.6	--	5.6	--	2.9
30	LEATHER & LEATHER PRODUCTS.....	--	--	--	--	--	--	--	--
31	YARNS & MAN MADE FIBRES.....	--	--	--	--	--	--	--	--
32	FABRICS.....	--	0.7	--	--	--	--	--	--
33	OTHER TEXTILE PRODUCTS.....	2.1	--	--	--	--	--	--	--
34	HOSIERY & KNITTED WEAR.....	--	--	--	--	--	--	--	--
35	CLOTHING & ACCESSORIES.....	--	--	--	--	--	--	--	--
36	LUMBER & TIMBER.....	--	--	--	--	--	--	--	--
37	VENEER & PLYWOOD.....	--	--	--	--	--	--	--	--
38	OTHER WOOD FABRICATED MATERIALS.....	4.7	--	--	9.0	--	--	--	1.2
39	FURNITURE & FIXTURES.....	--	--	--	53.6	9.1	3.6	6.9	--
40	PULP.....	1259.0	--	--	--	--	--	--	--
41	NEWSPRINT & OTHER PAPER STOCK.....	2403.9	--	--	--	--	--	--	--
42	PAPER PRODUCTS.....	1395.6	48.9	--	12.8	--	--	--	--
43	PRINTING & PUBLISHING.....	24.1	1448.2	0.3	--	1.8	--	--	--
44	ADVERTISING, PRINT MEDIA.....	--	673.1	--	--	--	--	--	--
45	IRON & STEEL PRODUCTS.....	--	--	2568.7	158.7	15.0	40.5	--	--
46	ALUMINUM PRODUCTS.....	9.8	--	754.7	19.8	--	0.6	--	--
47	COPPER & COPPER ALLOY PRODUCTS.....	--	--	1162.5	16.8	--	--	--	--
48	NICKEL PRODUCTS.....	--	--	800.8	9.1	--	--	--	--
49	OTHER NON FERROUS METAL PRODUCTS.....	--	--	690.3	21.9	10.5	4.2	19.1	--
50	BOILERS, TANKS & PLATES.....	--	--	--	330.8	7.2	--	--	--
51	FABRICATED STRUCTURAL METAL PROD.....	--	--	140.5	878.6	11.2	9.3	8.8	5.9
52	OTHER METAL FABRICATED PRODUCTS.....	--	--	188.0	2537.2	97.1	58.3	82.7	--
53	AGRICULTURAL MACHINERY.....	--	--	1.2	10.7	381.4	5.7	--	--
54	OTHER INDUSTRIAL MACHINERY.....	25.1	1.1	81.8	240.9	1615.4	93.6	57.0	7.7
55	MOTOR VEHICLES.....	--	--	--	7.5	32.4	5075.7	--	--
56	MOTOR VEHICLE PARTS.....	--	--	--	89.8	7.2	2443.7	2.4	--
57	OTHER TRANSPORT EQUIPMENT.....	--	--	--	27.8	46.7	1307.5	--	--
58	APPLIANCES & RECEIVERS, HOUSEHOLD.....	--	--	--	28.0	44.4	--	931.2	--
59	OTHER ELECTRICAL PRODUCTS.....	--	--	8.4	31.2	155.5	59.5	2511.9	--
60	CEMENT & CONCRETE PRODUCTS.....	--	--	--	--	--	--	--	987.8
61	OTHER NON-METALLIC MINERAL PROD.....	6.4	--	--	17.2	--	--	--	851.4
62	GASOLINE & FUEL OIL.....	--	--	--	--	--	--	--	--
63	OTHER PETROLEUM & COAL PROD.....	8.0	--	18.1	--	--	--	--	3.1
64	INDUSTRIAL CHEMICALS.....	10.8	--	32.5	--	--	--	--	--
65	FERTILIZERS.....	--	--	--	--	--	--	--	--
66	PHARMACEUTICALS.....	--	--	--	--	--	--	--	--
67	OTHER CHEMICAL PRODUCTS.....	0.9	--	4.4	4.5	--	--	--	12.5
68	SCIENTIFIC EQUIPMENT.....	--	--	--	6.4	5.8	--	17.7	--
69	OTHER MANUFACTURED PRODUCTS.....	14.1	--	--	53.2	--	--	9.4	--
70	RESIDENTIAL CONSTRUCTION.....	--	--	--	--	--	--	--	--
71	NON-RESIDENTIAL CONSTRUCTION.....	--	--	--	--	--	--	--	--
72	REPAIR CONSTRUCTION.....	--	--	--	--	--	--	--	--
73	PIPELINE TRANSPORTATION.....	--	--	--	--	--	--	--	--
74	TRANSPORTATION & STORAGE.....	--	--	2.7	--	--	--	--	--
75	RADIO & TELEVISION BROADCASTING.....	--	--	--	--	--	--	--	--
76	TELEPHONE & TELEGRAPH.....	--	--	--	--	--	--	--	--
77	POSTAL SERVICES.....	--	--	--	--	--	--	--	--
78	ELECTRIC POWER.....	5.8	--	20.0	--	--	--	0.3	--
79	OTHER UTILITIES.....	--	--	--	--	--	--	--	--
80	WHOLESALE MARGINS.....	38.2	33.8	19.0	96.9	119.2	577.7	213.7	41.0
81	RETAIL MARGINS.....	--	--	--	--	--	--	--	--
82	IMPUTED RENT OWNER OCPO, DWEL.....	--	--	--	--	--	--	--	--
83	OTHER FINANCE, INS, REAL ESTATE.....	4.1	3.6	1.2	8.1	3.1	5.9	1.8	2.5
84	BUSINESS SERVICES.....	0.8	1.0	--	--	44.5	8.2	1.4	--
85	EDUCATION SERVICES.....	--	--	--	--	--	--	--	--
86	HEALTH SERVICES.....	--	--	--	--	--	--	--	--
87	AMUSEMENT & RECREATION SERVICES.....	--	--	--	--	--	--	--	--
88	ACCOMMODATION & FOOD SERVICES.....	0.8	2.4	0.8	2.4	1.5	2.4	2.9	1.3
89	OTHER PERSONAL & MISC. SERVICES.....	2.6	0.7	0.6	52.5	65.8	57.8	52.3	1.7
90	TRANSPORTATION MARGINS.....	--	--	--	--	--	--	--	--
91	OPERATING, OFFICE, LAB. & FOOD.....	--	--	--	--	--	--	--	--
92	TRAVEL, ADVERTISING & PROMOTION.....	--	--	--	--	--	--	--	--
TOTAL.....		5315.4	2217.6	6641.4	4750.7	2682.1	9806.8	3940.9	1983.6

NOTE: DETAIL MAY NOT ADD DUE TO ROUNDING AND SUPPRESSION OF CONFIDENTIAL COMMODITIES.

TABLE 113. MAKE (OUTPUT) MATRIX (AGGREGATION - M), 1973 (MILLIONS OF DOLLARS) - CONTINUED

NO.	COMMODITY AGGREGATION - M	PETROLEUM & COAL PROD. IND.	CHEMICAL & CHEMICAL PROD. IND.	MISC MANUFAC. TURING	CONSTR. INDUSTRY	TRANS. & STORAGE	COMMUNI- CATION	ELEC POWER GAS, OTHER UTILITIES	WHOLESALE TRADE
1	GRAINS.....
2	LIVE ANIMALS.....
3	OTHER AGRICULTURAL PRODUCTS.....
4	FORESTRY PRODUCTS.....	1.9	..
5	FISH LANDINGS.....
6	HUNTING & TRAPPING PRODUCTS.....
7	IRON ORES & CONCENTRATES.....
8	OTHER METAL ORES & CONCENTRATES.....	32.7
9	COAL.....
10	CRUDE MINERAL OILS.....
11	NATURAL GAS.....
12	NON-METALLIC MINERALS.....	..	5.2
13	SERVICES INCIDENTAL TO MINING.....
14	MEAT PRODUCTS.....
15	DAIRY PRODUCTS.....
16	FISH PRODUCTS.....	0.3
17	FRUITS & VEGETABLES PREPARATIONS.....	1.3
18	FEEDS.....	..	14.9	11.2
19	FLOUR, WHEAT MEAL & OTHER CEREALS.....
20	BREAKFAST CEREAL & BAKERY PROD.....	3.0
21	SUGAR.....
22	MISC. FOOD PRODUCTS.....	..	4.5
23	SOFT DRINKS.....
24	ALCOHOLIC BEVERAGES.....
25	TOBACCO PROCESSED UNMANUFACTURED.....
26	CIGARETTES & TOBACCO MFG.....	0.5
27	TIRES & TUBES.....
28	OTHER RUBBER PRODUCTS.....	8.2
29	PLASTIC FABRICATED PRODUCTS.....	..	16.0	22.0
30	LEATHER & LEATHER PRODUCTS.....	6.8	6.3
31	YARNS & MAN MADE FIBRES.....
32	FABRICS.....	0.4
33	OTHER TEXTILE PRODUCTS.....	15.5	11.1
34	HOSIERY & KNITTED WEAR.....	0.1
35	CLOTHING & ACCESSORIES.....	13.1	0.5
36	LUMBER & TIMBER.....	0.9
37	VENEER & PLYWOOD.....
38	OTHER WOOD FABRICATED MATERIALS.....	..	3.9	2.6	0.9
39	FURNITURE & FIXTURES.....	3.3	4.9
40	PULP.....
41	NEWSPRINT & OTHER PAPER STOCK.....	..	4.5	1.1	0.5
42	PAPER PRODUCTS.....	..	5.6	76.8	1.7
43	PRINTING & PUBLISHING.....	..	1.0	2.7
44	ADVERTISING, PRINT MEDIA.....
45	IRON & STEEL PRODUCTS.....
46	ALUMINUM PRODUCTS.....
47	COPPER & COPPER ALLOY PRODUCTS.....
48	NICKEL PRODUCTS.....
49	OTHER NON-FERROUS METAL PRODUCTS.....	..	15.2	34.2
50	BOILERS, TANKS & PLATES.....
51	FABRICATED STRUCTURAL METAL PROD.....	1.9	1.7
52	OTHER METAL FABRICATED PRODUCTS.....	..	18.3	11.7	8.7
53	AGRICULTURAL MACHINERY.....
54	OTHER INDUSTRIAL MACHINERY.....	..	5.1	15.8
55	MOTOR VEHICLES.....
56	MOTOR VEHICLE PARTS.....	1.8
57	OTHER TRANSPORT EQUIPMENT.....	5.2	..	63.6	4.0
58	APPLIANCES & RECEIVERS, HOUSEHOLD.....	12.7
59	OTHER ELECTRICAL PRODUCTS.....	13.4	166.0	..	4.3
60	CEMENT & CONCRETE PRODUCTS.....
61	OTHER NON-METALLIC MINERAL PROD.....	8.4	1.3
62	GASOLINE & FUEL OIL.....	2656.3
63	OTHER PETROLEUM & COAL PROD.....	445.5	58.0	2.3	..	0.3	..
64	INDUSTRIAL CHEMICALS.....	2.1	1333.3	0.3
65	FERTILIZERS.....	..	79.9
66	PHARMACEUTICALS.....	..	465.1
67	OTHER CHEMICAL PRODUCTS.....	3.5	1370.5	7.7
68	SCIENTIFIC EQUIPMENT.....	437.9	0.3
69	OTHER MANUFACTURED PRODUCTS.....	14.0	52.5	710.8	39.8
70	RESIDENTIAL CONSTRUCTION.....	6372.4
71	NON-RESIDENTIAL CONSTRUCTION.....	10748.0
72	REPAIR CONSTRUCTION.....	3484.7
73	PIPELINE TRANSPORTATION.....	816.1	..	15.6	..
74	TRANSPORTATION & STORAGE.....	8466.2
75	RADIO & TELEVISION BROADCASTING.....	489.7
76	TELEPHONE & TELEGRAPH.....	3298.7
77	POSTAL SERVICES.....	578.6
78	ELECTRIC POWER.....	..	0.1	11.6	..	2518.8	..
79	OTHER UTILITIES.....	440.7	..
80	WHOLESALE MARGINS.....	6.7	178.5	92.5	..	0.3	6900.1
81	RETAIL MARGINS.....	12.3	..	34.0	..
82	IMPLIED RENT OWNER OCPD, DWEL.....
83	OTHER FINANCE, INS. REAL ESTATE.....	51.2	3.9	1.9	120.4	37.7	2.0	3.7	50.5
84	BUSINESS SERVICES.....	0.8	4.9	0.1	..	10.8	27.4	0.5	10.5
85	EDUCATION SERVICES.....
86	HEALTH SERVICES.....
87	AMUSEMENT & RECREATION SERVICES.....	11.8
88	ACCOMMODATION & FOOD SERVICES.....	0.4	3.3	1.8	..	20.9	..	8.0	..
89	OTHER PERSONAL & MISC. SERVICES.....	0.3	0.8	47.0	119.3	90.9	7.6	42.6	612.6
90	TRANSPORTATION MARGINS.....
91	OPERATING, OFFICE, LAB. & FOOD.....
92	TRAVEL, ADVERTISING & PROMOTION.....
	TOTAL.....	3183.8	3707.2	1996.0	20844.8	9932.7	3581.9	3066.1	7680.1

NOTE: DETAIL MAY NOT ADD DUE TO ROUNDING AND SUPPRESSION OF CONFIDENTIAL COMMODITIES.

TABLE 113. MAKE (OUTPUT) MATRIX (AGGREGATION - M), 1973 (MILLIONS OF DOLLARS) - CONTINUED

NO.	COMMODITY AGGREGATION - M	RETAIL TRADE	OWNER OCCUPIED DWELLINGS	FINANCE, INS. & REAL ESTATE	EDUCATION & HEALTH SERVICES	AMUSEMENT RECREATION SERVICES	SERVICE TO BUSINESS MANAGEMENT	ACCOMMODATION, FOOD SERVICES	PERSONAL & MISC SERVICES
1	GRAINS
2	LIVE ANIMALS
3	OTHER AGRICULTURAL PRODUCTS	4.1
4	FORESTRY PRODUCTS
5	FISH LANDINGS
6	HUNTING & TRAPPING PRODUCTS
7	IRON ORES & CONCENTRATES
8	OTHER METAL ORES & CONCENTRATES
9	COAL
10	CRUDE MINERAL OILS
11	NATURAL GAS
12	NON-METALLIC MINERALS
13	SERVICES INCIDENTAL TO MINING
14	MEAT PRODUCTS	323.1
15	DAIRY PRODUCTS
16	FISH PRODUCTS
17	FRUITS & VEGETABLES PREPARATIONS
18	FEEDS
19	FLOUR, WHEAT MEAL & OTHER CEREALS
20	BREAKFAST CEREAL & BAKERY PROD.
21	SUGAR
22	MISC. FOOD PRODUCTS	3.4
23	SOFT DRINKS
24	ALCOHOLIC BEVERAGES
25	TOBACCO PROCESSED UNMANUFACTURED
26	CIGARETTES & TOBACCO MFG.
27	TIRES & TUBES
28	OTHER RUBBER PRODUCTS
29	PLASTIC FABRICATED PRODUCTS
30	LEATHER & LEATHER PRODUCTS
31	YARNS & MAN MADE FIBRES
32	FABRICS
33	OTHER TEXTILE PRODUCTS	2.4
34	HOSIERY & KNITTED WEAR
35	CLOTHING & ACCESSORIES	0.5
36	LUMBER & TIMBER
37	VENEER & PLYWOOD
38	OTHER WOOD FABRICATED MATERIALS
39	FURNITURE & FIXTURES
40	PULP
41	NEWSPRINT & OTHER PAPER STOCK
42	PAPER PRODUCTS
43	PRINTING & PUBLISHING
44	ADVERTISING PRINT MEDIA
45	IRON & STEEL PRODUCTS
46	ALUMINUM PRODUCTS
47	COPPER & COPPER ALLOY PRODUCTS
48	NICKEL PRODUCTS
49	OTHER NON FERROUS METAL PRODUCTS
50	BOILERS, TANKS & PLATES
51	FABRICATED STRUCTURAL METAL PROD.
52	OTHER METAL FABRICATED PRODUCTS
53	AGRICULTURAL MACHINERY
54	OTHER INDUSTRIAL MACHINERY
55	MOTOR VEHICLES
56	MOTOR VEHICLE PARTS
57	OTHER TRANSPORT EQUIPMENT
58	APPLIANCES & RECEIVERS, HOUSEHOLD
59	OTHER ELECTRICAL PRODUCTS
60	CEMENT & CONCRETE PRODUCTS
61	OTHER NON-METALLIC MINERAL PROD.
62	GASOLINE & FUEL OIL
63	OTHER PETROLEUM & COAL PROD.
64	INDUSTRIAL CHEMICALS
65	FERTILIZERS
66	PHARMACEUTICALS
67	OTHER CHEMICAL PRODUCTS
68	SCIENTIFIC EQUIPMENT
69	OTHER MANUFACTURED PRODUCTS
70	RESIDENTIAL CONSTRUCTION
71	NON-RESIDENTIAL CONSTRUCTION
72	REPAIR CONSTRUCTION
73	PIPELINE, TRANSPORTATION
74	TRANSPORTATION & STORAGE	8.9	..	1.2
75	RADIO & TELEVISION BROADCASTING
76	TELEPHONE & TELEGRAPH
77	POSTAL SERVICES
78	ELECTRIC POWER
79	OTHER UTILITIES	0.2	9.4
80	WHOLESALE MARGINS	51.0
81	RETAIL MARGINS	8531.9	27.5	10.4	31.2	7.8
82	IMPLIED RENT OWNER OCCUP. DWEL.	..	6539.4
83	OTHER FINANCIALS, REAL ESTATE	71.2	..	13299.9	1.5	9.5	30.8	45.4	6.4
84	BUSINESS SERVICES	1.2	..	9.7	..	0.1	3550.5
85	EDUCATION SERVICES	334.5
86	HEALTH SERVICES	2244.1
87	AMUSEMENT & RECREATION SERVICES	925.5	5.5	0.5	..
88	ACCOMMODATION & FOOD SERVICES	183.5	..	0.5	..	42.2	11.1	4858.7	0.2
89	OTHER PERSONAL & MISC. SERVICES	1547.1	..	153.8	656.1	24.2	1391.8
90	TRANSPORTATION MARGINS
91	OPERATING OFFICE LAB. & FOOD
92	TRAVEL, ADVERTISING & PROMOTION
TOTAL		10677.2	6539.4	13465.4	2580.1	1004.7	4304.5	4960.0	1415.5

NOTE: DETAIL MAY NOT ADD DUE TO ROUNDING AND SUPPRESSION OF CONFIDENTIAL COMMODITIES.

TABLE 113. MAKE (OUTPUT) MATRIX (AGGREGATION - M), 1973 (MILLIONS OF DOLLARS) - CONCLUDED

NO	COMMODITY AGGREGATION - M	TRANS MARGINS	OPERATING OFFICE LAB & FOOD	TRAVEL PROMOTION, ADVIG.	TOTAL INDUSTRIES
1	GRAINS.....	1743.2
2	LIVE ANIMALS.....	3000.8
3	OTHER AGRICULTURAL PRODUCTS.....	2625.3
4	FORESTRY PRODUCTS.....	2228.2
5	FISH LANDINGS.....	317.3
6	HUNTING & TRAPPING PRODUCTS.....	29.5
7	IRON ORES & CONCENTRATES.....	582.3
8	OTHER METAL ORES & CONCENTRATES.....	2774.1
9	COAL.....	164.7
10	CRUDE MINERAL OILS.....	2480.0
11	NATURAL GAS.....	417.8
12	NON-METALLIC MINERALS.....	606.2
13	SERVICES INCIDENTAL TO MINING.....	673.6
14	MEAT PRODUCTS.....	4294.8
15	DAIRY PRODUCTS.....	1665.8
16	FISH PRODUCTS.....	602.1
17	FRUITS & VEGETABLES PREPARATIONS.....	756.4
18	FEEDS.....	1209.6
19	FLOUR, WHEAT MEAL & OTHER CEREALS.....	237.6
20	BREAKFAST CEREAL & BAKERY PROD.....	915.5
21	SUGAR.....	325.5
22	MISC. FOOD PRODUCTS.....	1280.7
23	SOFT DRINKS.....	483.4
24	ALCOHOLIC BEVERAGES.....	1013.0
25	TOBACCO PROCESSED UNMANUFACTURED.....	152.2
26	CIGARETTES & TOBACCO MFG.....	444.6
27	TIRES & TUBES.....	455.5
28	OTHER RUBBER PRODUCTS.....	300.3
29	PLASTIC FABRICATED PRODUCTS.....	626.6
30	LEATHER & LEATHER PRODUCTS.....	485.8
31	YARNS & MAN MADE FIBRES.....	450.8
32	FABRICS.....	803.2
33	OTHER TEXTILE PRODUCTS.....	982.6
34	HOSIERY & KNITTED WEAR.....	579.2
35	CLOTHING & ACCESSORIES.....	1711.1
36	LUMBER & TIMBER.....	2387.0
37	VEENER & PLYWOOD.....	477.9
38	OTHER WOOD FABRICATED MATERIALS.....	1239.9
39	FURNITURE & FIXTURES.....	1143.7
40	PULP.....	1259.0
41	NEWSPRINT & OTHER PAPER STOCK.....	2416.7
42	PAPER PRODUCTS.....	1619.8
43	PRINTING & PUBLISHING.....	1483.7
44	ADVERTISING, PRINT MEDIA.....	673.1
45	IRON & STEEL PRODUCTS.....	2793.8
46	ALUMINUM PRODUCTS.....	789.6
47	COPPER & COPPER ALLOY PRODUCTS.....	1184.2
48	NICKEL PRODUCTS.....	810.9
49	OTHER NON FERROUS METAL PRODUCTS.....	796.9
50	BOILERS, TANKS & PLATES.....	342.8
51	FABRICATED STRUCTURAL METAL PROD.....	1063.2
52	OTHER METAL FABRICATED PRODUCTS.....	3049.7
53	AGRICULTURAL MACHINERY.....	400.3
54	OTHER INDUSTRIAL MACHINERY.....	2191.4
55	MOTOR VEHICLES.....	5137.8
56	MOTOR VEHICLE PARTS.....	2745.4
57	OTHER TRANSPORT EQUIPMENT.....	1468.7
58	APPLIANCES & RECEIVERS, HOUSEHOLD.....	1045.0
59	OTHER ELECTRICAL PRODUCTS.....	3003.5
60	CEMENT & CONCRETE PRODUCTS.....	993.7
61	OTHER NON METALLIC MINERAL PROD.....	911.5
62	GASOLINE & FUEL OIL.....	2660.0
63	OTHER PETROLEUM & COAL PROD.....	660.4
64	INDUSTRIAL CHEMICALS.....	1454.5
65	FERTILIZERS.....	241.7
66	PHARMACEUTICALS.....	476.1
67	OTHER CHEMICAL PRODUCTS.....	1549.5
68	SCIENTIFIC EQUIPMENT.....	491.8
69	OTHER MANUFACTURED PRODUCTS.....	960.0
70	RESIDENTIAL CONSTRUCTION.....	6372.4
71	NON-RESIDENTIAL CONSTRUCTION.....	10748.0
72	REPAIR CONSTRUCTION.....	3484.7
73	PIPELINE TRANSPORTATION.....	831.8
74	TRANSPORTATION & STORAGE.....	8888.4
75	RADIO & TELEVISION BROADCASTING.....	469.7
76	TELEPHONE & TELEGRAPH.....	2298.7
77	POSTAL SERVICES.....	578.6
78	ELECTRIC POWER.....	2558.5
79	OTHER UTILITIES.....	451.7
80	WHOLESALE MARGINS.....	8817.9
81	RETAIL MARGINS.....	8655.3
82	IMPLIED RENT OWNER OCPD DWEL.....	6539.4
83	OTHER FINANCE, INS, REAL ESTATE.....	3855.7
84	BUSINESS SERVICES.....	3673.2
85	EDUCATION SERVICES.....	334.5
86	HEALTH SERVICES.....	2244.1
87	AMUSEMENT & RECREATION SERVICES.....	943.3
88	ACCOMMODATION & FOOD SERVICES.....	5182.7
89	OTHER PERSONAL & MISC. SERVICES.....	4975.5
90	TRANSPORTATION MARGINS.....	4258.8	4258.8
91	OPERATING, OFFICE, LAB & FOOD.....	..	7544.6	..	7544.6
92	TRAVEL, ADVERTISING & PROMOTION.....	3997.0	3997.0
	TOTAL.....	4258.8	7544.6	3997.0	195074.9

NOTE: DETAIL MAY NOT ADD DUE TO ROUNDING AND SUPPRESSION OF CONFIDENTIAL COMMODITIES.

TABLE 114. USE (INPUT) MATRIX (AGGREGATION - M), 1973 (MILLIONS OF DOLLARS)

NO.	COMMODITY AGGREGATION - M	AGRICUL- TURE	FOREST- RY	FISHING, HUNTING & TRAPPING	METAL MINES	MINERAL FUELS	NON-METAL MINES & QUARRIES	SERVICES INCIDENTAL TO MINING	FOOD & BEVERAGE INDUSTRIES
1	GRAINS	41.7	--	--	--	--	--	--	514.7
2	LIVE ANIMALS	78.0	--	--	--	--	--	--	2247.4
3	OTHER AGRICULTURAL PRODUCTS	172.2	--	--	--	--	--	--	1194.6
4	FORESTRY PRODUCTS	0.5	277.8	--	--	--	--	--	--
5	FISH LANDINGS	--	--	3.0	--	--	--	--	270.6
6	HUNTING & TRAPPING PRODUCTS	--	--	--	--	--	--	--	0.1
7	IRON ORES & CONCENTRATES	--	--	--	0.7	--	--	--	--
8	OTHER METAL ORES & CONCENTRATES	--	--	--	10.2	--	--	--	--
9	COAL	2.1	--	--	0.8	--	0.2	--	0.2
10	CRUDE MINERAL OILS	--	--	--	--	--	--	--	--
11	NATURAL GAS	1.4	--	--	1.8	2.5	1.8	--	6.2
12	NON-METALLIC MINERALS	7.3	--	0.5	15.6	0.6	3.6	1.8	7.9
13	SERVICES INCIDENTAL TO MINING	--	--	--	106.6	131.6	13.1	--	--
14	MEAT PRODUCTS	4.0	--	--	--	--	--	--	824.4
15	DAIRY PRODUCTS	--	--	--	--	--	--	--	252.1
16	FISH PRODUCTS	--	--	--	--	--	--	--	48.3
17	FRUITS & VEGETABLES PREPARATIONS	--	--	--	--	--	--	--	90.8
18	FEEDS	835.8	--	--	--	--	--	--	263.5
19	FLOUR, WHEAT, MEAL & OTHER CEREALS	--	--	--	--	--	--	--	135.1
20	BREAKFAST CEREAL & BAKERY PROD.	--	--	--	--	--	--	--	7.6
21	SUGAR	--	--	--	--	--	--	--	191.8
22	MISC. FOOD PRODUCTS	--	--	--	--	--	--	--	375.7
23	SOFT DRINKS	--	--	--	--	--	--	--	55.1
24	ALCOHOLIC BEVERAGES	--	--	--	--	--	--	--	9.0
25	TOBACCO PROCESSED UNMANUFACTURED	--	--	--	--	--	--	--	--
26	CIGARETTES & TOBACCO MFG.	--	--	--	--	--	--	--	--
27	TIRES & TUBES	14.8	--	--	--	--	--	--	--
28	OTHER RUBBER PRODUCTS	--	--	--	--	--	--	--	--
29	PLASTIC FABRICATED PRODUCTS	--	--	--	--	--	--	--	54.1
30	LEATHER & LEATHER PRODUCTS	--	--	--	--	--	--	--	--
31	YARNS & MAN-MADE FIBRES	--	--	0.4	--	--	--	--	1.2
32	FABRICS	--	--	--	--	--	--	--	8.9
33	OTHER TEXTILE PRODUCTS	17.1	4.1	6.9	0.8	--	5.0	--	--
34	HOSIERY & KNITTED WEAR	--	--	--	--	--	--	--	--
35	CLOTHING & ACCESSORIES	--	--	--	--	--	--	--	--
36	LUMBER & TIMBER	0.1	--	2.5	--	0.4	0.6	--	--
37	VENUE & PLYWOOD	--	--	--	--	--	--	--	--
38	OTHER WOOD FABRICATED MATERIALS	4.3	--	--	--	--	0.9	--	9.0
39	FURNITURE & FIXTURES	--	--	--	--	--	--	--	--
40	PULP	--	--	--	--	--	--	--	--
41	NEWSPRINT & OTHER PAPER STOCK	--	--	--	--	--	--	--	13.5
42	PAPER PRODUCTS	3.1	--	--	0.2	--	7.2	--	327.5
43	PRINTING & PUBLISHING	--	--	--	--	--	0.3	--	37.0
44	ADVERTISING, PRINT MEDIA	--	--	--	--	--	--	--	--
45	IRON & STEEL PRODUCTS	--	--	--	32.8	9.6	1.6	12.3	0.1
46	ALUMINUM PRODUCTS	--	--	--	--	--	--	--	--
47	COPPER & COPPER ALLOY PRODUCTS	--	--	--	--	--	--	--	--
48	NICKEL PRODUCTS	--	--	--	--	--	--	--	--
49	OTHER NON-FERROUS METAL PRODUCTS	--	--	--	1.1	0.1	--	--	2.9
50	BOILERS, TANKS & PLATES	--	--	--	--	--	--	--	--
51	FABRICATED STRUCTURAL METAL PROD.	--	--	--	2.3	0.5	--	--	--
52	OTHER METAL FABRICATED PRODUCTS	38.2	14.6	1.0	4.1	1.9	--	--	205.5
53	AGRICULTURAL MACHINERY	65.8	--	--	--	--	--	--	--
54	OTHER INDUSTRIAL MACHINERY	--	9.6	3.1	27.4	17.0	12.8	7.1	0.5
55	MOTOR VEHICLES	--	--	--	--	--	--	--	--
56	MOTOR VEHICLE PARTS	--	--	--	--	--	--	--	--
57	OTHER TRANSPORT EQUIPMENT	1.3	3.9	16.4	6.7	0.8	--	--	--
58	APPLIANCES & RECEIVERS, HOUSEHOLD	--	--	--	--	--	--	--	--
59	OTHER ELECTRICAL PRODUCTS	--	--	7.1	--	--	--	3.4	--
60	CEMENT & CONCRETE PRODUCTS	--	--	--	--	--	0.2	--	--
61	OTHER NON-METALLIC MINERAL PROD.	0.9	0.2	0.3	6.3	--	0.4	--	124.2
62	GASOLINE & FUEL OIL	187.9	39.9	10.9	28.1	6.5	13.3	5.4	29.1
63	OTHER PETROLEUM & COAL PROD.	41.2	1.3	1.9	5.6	2.4	3.8	2.6	7.3
64	INDUSTRIAL CHEMICALS	68.6	0.4	0.2	21.3	8.6	3.1	0.1	42.5
65	FERTILIZERS	74.1	--	--	--	--	--	--	--
66	PHARMACEUTICALS	28.2	--	--	--	--	--	--	12.6
67	OTHER CHEMICAL PRODUCTS	82.5	2.0	0.2	38.7	4.0	12.3	1.0	79.0
68	SCIENTIFIC EQUIPMENT	--	--	--	--	--	--	--	--
69	OTHER MANUFACTURED PRODUCTS	--	--	3.2	--	--	--	--	1.5
70	RESIDENTIAL CONSTRUCTION	--	--	--	--	--	--	--	--
71	NON-RESIDENTIAL CONSTRUCTION	--	--	--	--	--	--	--	--
72	REPAIR CONSTRUCTION	130.3	27.2	0.4	48.0	138.8	5.6	0.1	27.1
73	PIPELINE TRANSPORTATION	2.2	--	0.1	2.1	2.3	1.8	--	7.8
74	TRANSPORTATION & STORAGE	17.3	208.9	2.0	28.1	7.0	6.9	16.7	61.9
75	RADIO & TELEVISION BROADCASTING	--	--	--	--	--	--	--	--
76	TELEPHONE & TELEGRAPH	12.1	3.5	0.4	5.0	6.0	1.8	2.9	32.2
77	POSTAL SERVICES	2.8	0.3	--	0.5	1.5	0.2	0.2	5.1
78	ELECTRIC POWER	42.2	1.2	0.2	67.5	44.6	16.5	3.4	44.8
79	OTHER UTILITIES	6.3	--	--	3.0	4.9	2.5	--	16.2
80	WHOLESALE MARGINS	200.7	21.2	6.7	34.7	11.0	14.5	5.7	292.0
81	RETAIL MARGINS	37.5	1.4	1.0	1.4	0.5	0.8	0.8	10.1
82	IMPLIED RENT OWNER OCCUP. DWEL.	--	--	--	--	--	--	--	--
83	OTHER FINANCE, INS., REAL ESTATE	241.2	243.9	3.9	73.0	584.6	20.5	18.7	102.2
84	BUSINESS SERVICES	12.2	5.4	0.3	54.8	136.1	8.3	5.0	63.5
85	EDUCATION SERVICES	--	--	--	--	--	--	--	--
86	HEALTH SERVICES	--	--	--	--	--	--	--	--
87	AMUSEMENT & RECREATION SERVICES	--	--	--	--	--	--	--	--
88	ACCOMMODATION & FOOD SERVICES	--	--	--	--	--	--	--	--
89	OTHER PERSONAL & MISC. SERVICES	--	--	0.1	--	--	--	--	--
90	TRANSPORTATION MARGINS	11.7	81.4	2.2	16.2	6.0	9.8	2.4	52.1
91	OPERATING OFFICE LAB & FOOD	101.7	4.7	2.3	18.9	3.2	4.7	2.1	278.9
92	TRAVEL, ADVERTISING & PROMOTION	397.1	237.6	2.7	322.9	74.4	88.8	49.5	224.2
93	NON-COMPETING IMPORTS	0.3	4.8	--	7.1	19.8	4.3	15.3	380.0
94	UNALLOCATED IMPORTS & EXPORTS	--	--	--	--	--	--	--	289.4
95	INDIRECT TAXES	215.6	55.2	4.5	49.9	122.9	16.5	4.7	129.2
96	SUBSIDIES	-286.2	-1.4	-0.5	-5.1	-1.2	-0.1	-0.1	-34.6
97	WAGES & SALARIES	462.9	631.9	78.2	673.0	255.1	183.6	286.1	1785.9
98	SUPPLEMENTARY LABOUR INCOME	6.3	44.4	2.5	64.2	22.1	12.9	18.0	104.2
99	NET INCOME, UNINC. BUSINESS	2998.4	31.0	131.9	2.1	0.3	5.6	7.5	18.6
100	OTHER OPERATING SURPLUS	1151.7	228.3	56.8	1523.5	1640.0	240.8	148.1	1325.4
	TOTAL	7535.2	2184.6	353.3	3301.7	3266.5	726.5	628.9	12687.9

NOTE: DETAIL MAY NOT ADD DUE TO ROUNDING

TABLE 114. USE (INPUT) MATRIX (AGGREGATION - M), 1973 (MILLIONS OF DOLLARS) - CONTINUED

NO.	COMMODITY AGGREGATION - M	TOBACCO PRODUCTS INDUSTRIES	RUBBER & PLASTIC PROD. IND.	LEATHER INDUSTRIES	TEXTILE INDUSTRIES	KNITTING MILLS	CLOTHING INDUSTRIES	WOOD	FURNITURE, FIXTURE INDUSTRIES
1	GRAINS.....	--	--	--	--	--	--	--	--
2	LIVE ANIMALS.....	--	--	--	--	--	--	--	--
3	OTHER AGRICULTURAL PRODUCTS.....	133.5	--	--	2.0	0.8	18.4	0.1	--
4	FORESTRY PRODUCTS.....	--	0.1	--	--	--	--	1221.9	0.5
5	FISH LANDINGS.....	--	--	--	--	--	--	--	--
6	HUNTING & TRAPPING PRODUCTS.....	--	--	0.4	--	--	30.2	--	--
7	IRON ORES & CONCENTRATES.....	--	--	--	--	--	--	--	--
8	OTHER METAL ORES & CONCENTRATES.....	--	--	--	--	--	--	--	--
9	COAL.....	--	--	--	--	--	--	0.1	0.1
10	CRUDE MINERAL OILS.....	--	0.1	--	--	--	--	0.1	--
11	NATURAL GAS.....	0.1	0.7	0.3	1.2	0.2	0.1	1.9	0.3
12	NON-METALLIC MINERALS.....	--	2.4	0.2	0.9	--	--	--	0.4
13	SERVICES INCIDENTAL TO MINING.....	--	--	--	--	--	--	--	--
14	MEAT PRODUCTS.....	1.0	0.5	36.5	--	--	1.6	--	--
15	DAIRY PRODUCTS.....	--	--	--	--	--	--	--	--
16	FISH PRODUCTS.....	--	--	0.3	--	--	--	--	--
17	FRUITS & VEGETABLES PREPARATIONS.....	--	--	--	--	--	--	--	--
18	FEEDS.....	--	--	--	--	--	--	--	--
19	FLOUR, WHEAT MEAL & OTHER CEREALS.....	--	--	--	0.2	--	--	--	--
20	BREAKFAST CEREAL & BAKERY PROD.....	--	--	--	--	--	--	--	--
21	SUGAR.....	--	--	0.1	--	--	--	--	--
22	MISC. FOOD PRODUCTS.....	0.9	--	--	--	--	--	0.2	--
23	SOFT DRINKS.....	--	--	--	--	--	--	--	--
24	ALCOHOLIC BEVERAGES.....	--	--	--	--	--	--	--	--
25	TOBACCO PROCESSED UNMANUFACTURED.....	143.0	--	--	--	--	--	--	--
26	CIGARETTES & TOBACCO MFG.....	2.1	--	--	--	--	--	--	--
27	TIRIS & TUBES.....	--	4.9	--	--	--	--	--	--
28	OTHER RUBBER PRODUCTS.....	--	16.7	53.9	7.2	--	0.7	--	16.9
29	PLASTIC FABRICATED PRODUCTS.....	1.4	38.1	12.4	21.1	0.2	1.7	12.2	27.5
30	LEATHER & LEATHER PRODUCTS.....	--	2.2	82.2	--	--	36.6	--	1.2
31	YARNS & MAN MADE FIBRES.....	3.7	9.5	0.1	393.3	212.9	4.6	--	--
32	FABRICS.....	--	82.6	7.3	212.4	9.9	595.5	1.8	72.0
33	OTHER TEXTILE PRODUCTS.....	--	1.1	2.3	66.0	10.5	54.9	0.7	17.4
34	HOSIERY & KNITTED WEAR.....	--	--	--	--	1.3	--	--	--
35	CLOTHING & ACCESSORIES.....	--	1.1	1.7	46.8	22.8	118.7	--	--
36	LUMBER & TIMBER.....	--	0.4	0.2	0.5	--	--	--	--
37	VENEER & PLYWOOD.....	--	--	0.3	--	--	--	95.4	27.1
38	OTHER WOOD FABRICATED MATERIALS.....	0.8	1.6	2.1	0.4	--	--	97.4	30.4
39	FURNITURE & FIXTURES.....	--	--	--	--	--	--	2.6	42.0
40	PULP.....	--	--	--	10.6	--	--	--	--
41	NEWSPRINT & OTHER PAPER STOCK.....	4.2	7.4	0.8	4.1	0.8	1.3	9.6	7.1
42	PAPER PRODUCTS.....	38.7	27.0	6.5	24.1	5.5	11.7	4.4	18.8
43	PRINTING & PUBLISHING.....	0.5	1.3	0.5	2.3	1.4	1.2	0.1	1.0
44	ADVERTISING, PRINT MEDIA.....	--	--	--	--	--	--	--	--
45	IRON & STEEL PRODUCTS.....	--	0.9	0.2	0.3	--	--	0.8	36.3
46	ALUMINUM PRODUCTS.....	--	--	--	0.7	--	--	8.1	0.6
47	COPPER & COPPER ALLOY PRODUCTS.....	--	--	--	--	--	--	--	--
48	NICKEL PRODUCTS.....	--	--	--	--	--	--	--	--
49	OTHER NON-FERROUS METAL PRODUCTS.....	11.2	4.0	--	0.6	--	--	--	0.1
50	BOILERS, TANKS & PLATES.....	--	--	--	--	--	--	--	--
51	FABRICATED STRUCTURAL METAL PROD.....	--	0.1	--	0.3	--	--	12.0	0.4
52	OTHER METAL FABRICATED PRODUCTS.....	2.2	30.7	6.2	10.4	--	0.4	39.6	70.7
53	AGRICULTURAL MACHINERY.....	--	--	--	--	--	--	--	--
54	OTHER INDUSTRIAL MACHINERY.....	--	0.6	--	1.4	--	--	0.1	0.2
55	MOTOR VEHICLES.....	--	--	--	--	--	--	--	--
56	MOTOR VEHICLE PARTS.....	--	3.2	--	9.9	--	--	--	--
57	OTHER TRANSPORT EQUIPMENT.....	--	0.3	--	--	--	--	--	--
58	APPLIANCES & RECEIVERS, HOUSEHOLD.....	--	--	--	--	--	--	--	--
59	OTHER ELECTRICAL PRODUCTS.....	--	0.3	--	0.9	--	--	--	7.2
60	CEMENT & CONCRETE PRODUCTS.....	--	--	--	--	--	--	0.1	--
61	OTHER NON-METALLIC MINERAL PROD.....	--	5.2	0.2	0.2	--	0.4	22.0	7.8
62	GASOLINE & FUEL OIL.....	0.3	3.1	0.5	7.1	0.9	0.7	11.6	1.3
63	OTHER PETROLEUM & COAL PROD.....	0.1	2.9	0.1	1.6	--	0.1	5.0	0.3
64	INDUSTRIAL CHEMICALS.....	4.7	338.0	6.0	79.3	0.2	1.1	13.2	1.1
65	FERTILIZERS.....	--	--	--	--	--	--	--	--
66	PHARMACEUTICALS.....	--	--	--	--	--	--	--	--
67	OTHER CHEMICAL PRODUCTS.....	--	20.8	7.1	46.4	6.2	1.1	12.9	15.9
68	SCIENTIFIC EQUIPMENT.....	--	0.4	--	--	--	--	--	--
69	OTHER MANUFACTURED PRODUCTS.....	--	5.1	11.7	61.9	1.7	35.3	2.1	19.2
70	RESIDENTIAL CONSTRUCTION.....	--	--	--	--	--	--	--	--
71	NON-RESIDENTIAL CONSTRUCTION.....	--	--	--	--	--	--	--	--
72	REPAIR CONSTRUCTION.....	2.6	4.2	0.9	5.6	0.7	1.5	16.8	2.7
73	PIPELINE TRANSPORTATION.....	0.1	1.5	0.2	1.6	0.3	0.2	2.3	0.6
74	TRANSPORTATION & STORAGE.....	0.8	1.0	0.5	1.9	0.3	2.1	3.4	0.9
75	RADIO & TELEVISION BROADCASTING.....	--	--	--	--	--	--	--	--
76	TELEPHONE & TELEGRAPH.....	1.3	7.8	2.1	8.0	1.9	6.3	11.3	4.4
77	POSTAL SERVICES.....	0.2	1.5	0.7	1.6	0.6	3.0	1.4	1.3
78	ELECTRIC POWER.....	1.4	14.3	1.9	16.9	2.4	4.1	11.2	4.8
79	OTHER UTILITIES.....	0.2	2.5	0.2	3.0	0.5	0.4	4.4	0.8
80	WHOLESALE MARGINS.....	4.0	32.6	20.6	62.9	3.9	64.7	110.4	53.4
81	RETAIL MARGINS.....	0.1	0.2	0.2	0.4	0.6	15.5	1.9	0.7
82	IMPUTED RENT OWNER OCCUP. DWEL.....	--	--	--	--	--	--	--	--
83	OTHER FINANCE, INS. REAL ESTATE.....	9.1	31.1	11.8	28.2	9.5	38.0	93.4	21.4
84	BUSINESS SERVICES.....	4.3	18.6	4.3	17.2	2.7	12.0	16.6	7.5
85	EDUCATION SERVICES.....	--	--	--	--	--	--	--	--
86	HEALTH SERVICES.....	--	--	--	--	--	--	--	--
87	AMUSEMENT & RECREATION SERVICES.....	--	--	--	--	--	--	--	--
88	ACCOMMODATION & FOOD SERVICES.....	--	--	--	--	--	--	--	--
89	OTHER PERSONAL & MISC. SERVICES.....	1.4	6.2	5.3	5.1	1.9	3.6	23.2	3.2
90	TRANSPORTATION MARGINS.....	5.0	22.4	6.5	27.6	4.4	11.4	86.5	16.1
91	OPERATING OFFICE, LAB. & FOOD.....	7.9	51.2	14.1	62.0	11.5	20.2	164.1	19.9
92	TRAVEL, ADVERTISING & PROMOTION.....	38.5	49.4	13.6	39.6	8.4	35.2	24.1	22.5
93	NON-COMPETING IMPORTS.....	--	35.7	--	61.6	0.1	--	--	--
94	UNALLOCATED IMPORTS & EXPORTS.....	--	--	--	--	--	--	--	--
95	INDIRECT TAXES.....	3.9	16.3	4.6	23.2	3.7	7.9	34.6	12.9
96	SUBSIDIES.....	--	-0.5	-0.2	-0.3	-0.3	-1.4	-2.0	-1.2
97	WAGES & SALARIES.....	90.0	450.4	161.7	547.0	145.9	580.9	951.7	347.2
98	SUPPLEMENTARY LABOUR INCOME.....	6.1	38.3	8.0	32.6	5.5	24.7	45.9	17.4
99	NET INCOME, UNINC. BUSINESS.....	--	1.6	0.5	3.7	1.4	15.8	12.1	8.6
100	OTHER OPERATING SURPLUS.....	89.5	248.2	23.4	250.3	58.5	125.1	680.9	132.1
TOTAL.....		663.6	1647.7	526.7	2214.2	539.6	1887.5	4153.6	1151.0

NOTE: DETAIL MAY NOT ADD DUE TO ROUNDING.

TABLE 114. USE (INPUT) MATRIX (AGGREGATION - M), 1973 (MILLIONS OF DOLLARS) - CONTINUED

NO.	COMMODITY AGGREGATION - M	PAPER & ALLIED INDUSTRIES	PRINTING & PUBLISHING	PRIMARY METAL INDUSTRIES	METAL FA- BRICATING INDUSTRIES	MACHINERY INDUSTRIES	TRANS- EQUIPMENT INDUSTRIES	ELECTRICAL PRODUCTS INDUSTRIES	NON-METAL. MINERAL PROD. IND.
1	GRAINS.....	--	--	--	--	--	--	--	--
2	LIVE ANIMALS.....	--	--	--	--	--	--	--	--
3	OTHER AGRICULTURAL PRODUCTS.....	--	--	--	--	--	--	--	--
4	FORESTRY PRODUCTS.....	653.3	--	--	--	--	--	--	0.2
5	FISH LANDINGS.....	--	--	--	--	--	--	--	--
6	HUNTING & TRAPPING PRODUCTS.....	--	--	--	--	--	--	--	--
7	IRON ORES & CONCENTRATES.....	--	--	196.2	--	--	--	--	0.2
8	OTHER METAL ORES & CONCENTRATES.....	--	--	1768.0	--	--	0.1	0.8	12.8
9	COAL.....	4.8	--	155.9	0.1	--	2.4	0.2	4.3
10	CRUDE MINERAL OILS.....	--	--	4.5	--	--	--	--	--
11	NATURAL GAS.....	12.4	0.3	12.9	3.3	1.3	3.8	1.0	9.4
12	NON-METALLIC MINERALS.....	21.2	--	28.1	2.0	4.5	1.4	1.6	106.8
13	SERVICES INCIDENTAL TO MINING.....	--	--	--	--	--	--	--	--
14	MEAT PRODUCTS.....	--	--	--	--	--	--	--	--
15	DAIRY PRODUCTS.....	--	--	--	--	--	--	--	0.4
16	FISH PRODUCTS.....	--	--	--	--	--	--	--	--
17	FRUITS & VEGETABLES PREPARATIONS.....	--	--	--	--	--	--	--	--
18	FEEDS.....	--	--	--	--	--	--	--	--
19	FLOUR, WHEAT, MEAL & OTHER CEREALS.....	3.5	--	--	--	--	--	--	--
20	BREAKFAST CEREAL & BAKERY PROD.....	--	--	--	--	--	--	--	--
21	SUGAR.....	--	--	--	--	--	--	--	--
22	MISC. FOOD PRODUCTS.....	3.0	--	--	--	--	--	--	0.9
23	SOFT DRINKS.....	--	--	--	--	--	--	--	--
24	ALCOHOLIC BEVERAGES.....	--	--	--	--	--	--	--	--
25	TOBACCO PROCESSED UNMANUFACTURED.....	--	--	--	--	--	--	--	--
26	CIGARETTES & TOBACCO MFG.....	--	--	--	--	--	--	--	--
27	TIRES & TUBES.....	--	--	--	--	18.9	120.3	--	--
28	OTHER RUBBER PRODUCTS.....	--	--	0.6	0.8	19.6	67.5	39.0	1.5
29	PLASTIC FABRICATED PRODUCTS.....	40.7	0.9	--	7.3	0.6	6.9	20.5	9.6
30	LEATHER & LEATHER PRODUCTS.....	--	0.2	--	--	--	1.6	--	--
31	YARNS & MAN MADE FIBRES.....	0.6	--	--	0.3	--	4.1	0.7	0.8
32	FABRICS.....	1.0	5.7	--	0.3	0.6	29.2	1.9	1.8
33	OTHER TEXTILE PRODUCTS.....	29.1	0.2	--	0.5	0.1	64.2	0.7	0.5
34	HOSIERY & KNITTED WEAR.....	--	--	--	--	--	--	--	--
35	CLOTHING & ACCESSORIES.....	--	--	--	--	--	--	--	--
36	LUMBER & TIMBER.....	0.7	--	5.0	12.1	4.5	36.5	2.1	1.0
37	VENEER & PLYWOOD.....	--	--	--	--	0.2	16.6	--	--
38	OTHER WOOD FABRICATED MATERIALS.....	240.8	0.2	5.3	4.7	1.9	5.8	6.8	5.1
39	FURNITURE & FIXTURES.....	--	--	--	0.3	--	14.6	4.0	--
40	PULP.....	179.3	--	--	--	--	--	--	--
41	NEWSPRINT & OTHER PAPER STOCK.....	529.9	384.7	1.0	0.3	0.2	3.4	1.2	17.5
42	PAPER PRODUCTS.....	78.7	12.1	4.7	25.2	5.6	15.5	34.8	22.5
43	PRINTING & PUBLISHING.....	6.7	170.6	--	0.3	3.7	--	1.9	0.4
44	ADVERTISING, PRINT MEDIA.....	--	--	--	--	--	--	--	--
45	IRON & STEEL PRODUCTS.....	2.3	--	372.1	954.9	247.7	601.3	139.6	9.5
46	ALUMINUM PRODUCTS.....	23.4	--	185.7	139.0	18.1	83.9	80.8	0.4
47	COPPER & COPPER ALLOY PRODUCTS.....	--	--	252.5	94.2	14.3	59.1	252.8	0.1
48	NICKEL PRODUCTS.....	--	--	18.0	16.8	3.0	8.2	4.3	0.1
49	OTHER NON-FERROUS METAL PRODUCTS.....	7.9	5.6	238.3	34.7	7.7	41.0	49.9	4.6
50	BOILERS, TANKS & PLATES.....	--	--	--	12.8	7.9	16.2	9.6	--
51	FABRICATED STRUCTURAL METAL PROD.....	--	--	3.6	164.1	56.1	52.1	17.8	2.4
52	OTHER METAL FABRICATED PRODUCTS.....	22.3	0.1	79.0	414.0	162.0	329.2	141.7	20.2
53	AGRICULTURAL MACHINERY.....	--	--	--	0.1	25.4	--	--	--
54	OTHER INDUSTRIAL MACHINERY.....	0.9	--	29.8	18.2	330.0	135.6	39.4	3.4
55	MOTOR VEHICLES.....	--	--	--	1.2	0.8	102.3	0.2	--
56	MOTOR VEHICLE PARTS.....	--	--	--	11.4	48.7	3112.0	3.3	--
57	OTHER TRANSPORT EQUIPMENT.....	--	--	0.3	--	--	208.5	--	1.6
58	APPLIANCES & RECEIVERS, HOUSEHOLD.....	--	--	0.1	7.4	1.1	69.9	82.9	--
59	OTHER ELECTRICAL PRODUCTS.....	--	--	0.1	10.2	119.7	130.1	578.1	4.8
60	CEMENT & CONCRETE PRODUCTS.....	--	--	--	--	--	--	--	169.2
61	OTHER NON-METALLIC MINERAL PROD.....	15.5	--	63.4	35.9	7.8	72.5	31.5	70.2
62	GASOLINE & FUEL OIL.....	66.9	1.4	21.9	5.8	2.3	7.7	2.4	23.2
63	OTHER PETROLEUM & COAL PROD.....	19.8	1.1	51.3	3.0	1.9	8.3	3.0	9.1
64	INDUSTRIAL CHEMICALS.....	164.9	1.1	37.5	15.4	6.4	8.4	57.7	27.2
65	FERTILIZERS.....	--	--	0.1	--	--	--	--	--
66	PHARMACEUTICALS.....	--	--	--	--	--	--	--	--
67	OTHER CHEMICAL PRODUCTS.....	46.6	32.2	11.1	41.3	10.4	40.8	23.4	9.7
68	SCIENTIFIC EQUIPMENT.....	--	9.8	--	4.5	3.5	39.6	9.5	0.3
69	OTHER MANUFACTURED PRODUCTS.....	0.1	1.9	0.4	3.2	4.9	21.1	5.1	8.8
70	RESIDENTIAL CONSTRUCTION.....	--	--	--	--	--	--	--	--
71	NON-RESIDENTIAL CONSTRUCTION.....	--	--	--	--	--	--	--	--
72	REPAIR CONSTRUCTION.....	20.6	4.4	38.8	13.4	7.9	17.3	8.5	7.5
73	PIPELINE TRANSPORTATION.....	11.9	0.6	13.5	4.3	1.6	4.0	2.1	9.6
74	TRANSPORTATION & STORAGE.....	12.5	2.3	12.4	7.5	2.7	34.7	11.4	2.2
75	RADIO & TELEVISION BROADCASTING.....	--	--	--	--	--	--	--	--
76	TELEPHONE & TELEGRAPH.....	13.6	19.9	14.8	21.0	14.8	28.6	24.5	9.0
77	POSTAL SERVICES.....	1.7	22.2	1.2	3.6	3.1	3.8	3.7	1.1
78	ELECTRIC POWER.....	138.9	8.1	108.1	22.0	10.4	33.9	15.3	34.7
79	OTHER UTILITIES.....	18.2	1.2	17.6	5.6	2.3	7.2	2.9	12.9
80	WHOLESALE MARGINS.....	99.9	26.6	297.6	108.0	100.2	227.9	86.1	38.6
81	RETAIL MARGINS.....	1.6	2.3	1.1	1.3	0.5	2.7	1.4	1.2
82	IMPUTED RENT OWNER OCCUP. DWEL.....	--	--	--	--	--	--	--	--
83	OTHER FINANCES, REAL ESTATE.....	54.8	46.5	41.7	55.1	53.0	63.7	64.5	24.9
84	BUSINESS SERVICES.....	29.5	34.8	36.5	38.3	30.4	265.4	34.4	13.4
85	EDUCATION SERVICES.....	--	--	--	--	--	--	--	--
86	HEALTH SERVICES.....	--	--	--	--	--	--	--	--
87	AMUSEMENT & RECREATION SERVICES.....	--	--	--	--	--	--	--	--
88	ACCOMMODATION & FOOD SERVICES.....	--	--	--	--	--	--	--	--
89	OTHER PERSONAL & MISC. SERVICES.....	37.6	11.5	19.6	22.9	8.0	12.5	11.6	18.3
90	TRANSPORTATION MARGINS.....	179.0	30.4	177.2	77.0	43.5	127.5	46.6	67.2
91	OPERATING, OFFICE, LAB & FOOD.....	268.0	45.3	276.8	141.1	69.5	246.7	93.9	140.0
92	TRAVEL, ADVERTISING & PROMOTION.....	46.9	80.4	29.1	67.5	61.7	118.5	104.4	27.0
93	NON-COMPETING IMPORTS.....	0.4	--	--	--	--	0.4	--	--
94	UNALLOCATED IMPORTS & EXPORTS.....	--	--	--	--	--	--	--	--
95	INDIRECT TAXES.....	82.2	19.7	63.5	39.4	33.1	51.4	31.1	33.1
96	SUBSIDIES.....	-5.4	-0.9	-1.2	-2.7	-1.7	-3.7	-3.4	-1.1
97	WAGES & SALARIES.....	1265.1	827.7	1248.1	1341.9	786.8	1831.9	1107.6	530.2
98	SUPPLEMENTARY LABOUR INCOME.....	87.2	35.4	110.9	95.2	70.3	179.4	77.2	32.5
99	NET INCOME, UNINC. BUSINESS.....	2.1	11.5	0.3	12.3	1.8	1.4	0.8	2.1
100	OTHER OPERATING SURPLUS.....	772.9	359.6	646.2	630.5	240.8	1010.0	566.3	418.6
TOTAL.....		5315.4	2217.6	6641.4	4750.7	2682.1	9806.8	3940.9	1983.6

NOTE: DETAIL MAY NOT ADD DUE TO ROUNDING.

TABLE 114. USE (INPUT) MATRIX (AGGREGATION - M), 1973 (MILLIONS OF DOLLARS) - CONTINUED

NO.	COMMODITY AGGREGATION - M	PETROLEUM & COAL PROD. IND.	CHEMICAL & CHEMICAL PROD. IND.	MISC. MANUFACTURING	CONSTR. INDUSTRY	TRANS. & STORAGE	COMMUNI- CATION	ELEC POWER GAS, OTHER UTILITIES	WHOLESALE TRADE
1	GRAINS.....	--	--	--	--	--	--	--	7.2
2	LIVE ANIMALS.....	--	2.0	--	--	--	--	--	--
3	OTHER AGRICULTURAL PRODUCTS.....	--	0.4	0.1	9.4	2.9	--	--	0.9
4	FORESTRY PRODUCTS.....	--	0.2	--	6.3	--	--	--	--
5	FISH LANDINGS.....	--	--	--	--	--	--	--	--
6	HUNTING & TRAPPING PRODUCTS.....	--	--	0.3	--	--	--	--	--
7	IRON ORES & CONCENTRATES.....	--	--	--	--	--	--	--	--
8	OTHER METAL ORES & CONCENTRATES.....	--	6.9	58.9	--	--	--	10.5	0.1
9	COAL.....	1.4	4.4	--	4.7	2.2	--	96.1	0.2
10	CRUDE MINERAL OILS.....	2160.7	1.1	--	--	2.1	--	--	--
11	NATURAL GAS.....	1.9	16.0	0.5	--	15.8	0.1	12.9	2.2
12	NON-METALLIC MINERALS.....	3.8	63.9	1.1	87.8	3.4	--	--	--
13	SERVICES INCIDENTAL TO MINING.....	--	--	--	195.1	--	--	--	--
14	MEAT PRODUCTS.....	--	24.1	0.4	--	--	--	--	0.3
15	DAIRY PRODUCTS.....	--	0.9	--	--	--	--	--	--
16	FISH PRODUCTS.....	--	0.5	--	--	--	--	--	0.1
17	FRUITS & VEGETABLES PREPARATIONS.....	--	--	--	--	--	--	--	--
18	FEEDS.....	--	3.4	--	--	1.0	--	--	--
19	FLOUR, WHEAT, MEAL & OTHER CEREALS.....	--	0.9	--	--	--	--	--	1.1
20	BREAKFAST CEREAL & BAKERY PROD.....	--	--	--	--	--	--	--	--
21	SUGAR.....	--	2.5	--	--	--	--	--	0.5
22	MISC. FOOD PRODUCTS.....	--	18.3	0.1	--	--	--	--	0.1
23	SOFT DRINKS.....	--	--	--	--	--	--	--	--
24	ALCOHOLIC BEVERAGES.....	--	0.1	--	--	--	--	--	--
25	TOBACCO PROCESSED UNMANUFACTURED.....	--	--	--	--	--	--	--	--
26	CIGARETTES & TOBACCO MFG.....	--	--	--	--	--	--	--	0.2
27	TIRES & TUBES.....	--	--	0.7	25.0	69.8	--	--	--
28	OTHER RUBBER PRODUCTS.....	--	1.4	3.8	23.2	8.3	--	--	--
29	PLASTIC FABRICATED PRODUCTS.....	0.2	25.9	36.2	179.2	2.7	--	--	21.0
30	LEATHER & LEATHER PRODUCTS.....	--	--	7.0	0.7	--	--	--	1.1
31	YARNS & MAN MADE FIBRES.....	--	0.7	8.5	0.6	--	--	--	3.2
32	FABRICS.....	--	1.3	26.1	8.4	0.9	--	--	4.4
33	OTHER TEXTILE PRODUCTS.....	--	3.6	4.3	76.5	7.5	2.7	--	6.1
34	HOSIERY & KNITTED WEAR.....	--	--	--	--	--	--	--	--
35	CLOTHING & ACCESSORIES.....	--	0.1	0.9	--	--	--	--	--
36	LUMBER & TIMBER.....	--	--	9.8	326.1	--	--	--	3.6
37	VENEER & PLYWOOD.....	--	0.4	8.9	221.8	--	--	--	1.0
38	OTHER WOOD FABRICATED MATERIALS.....	0.2	2.7	5.6	623.6	--	--	--	15.7
39	FURNITURE & FIXTURES.....	--	--	0.1	16.0	--	--	--	--
40	PULP.....	--	8.0	--	--	--	--	--	--
41	NEWSPRINT & OTHER PAPER STOCK.....	--	1.7	11.1	87.8	0.2	--	--	14.2
42	PAPER PRODUCTS.....	2.0	80.1	29.9	44.9	4.2	--	--	51.7
43	PRINTING & PUBLISHING.....	--	9.6	3.8	--	5.4	17.7	1.5	13.1
44	ADVERTISING, PRINT MEDIA.....	--	--	--	--	--	--	--	--
45	IRON & STEEL PRODUCTS.....	--	0.9	27.1	551.2	6.5	--	--	3.9
46	ALUMINUM PRODUCTS.....	--	5.6	17.1	7.4	0.1	--	--	0.3
47	COPPER & COPPER ALLOY PRODUCTS.....	--	4.9	8.4	42.7	1.2	--	--	0.8
48	NICKEL PRODUCTS.....	--	0.2	1.0	11.5	0.5	--	--	0.3
49	OTHER NON-FERROUS METAL PRODUCTS.....	0.1	36.3	55.0	1.7	0.5	--	--	--
50	BOILERS, TANKS & PLATES.....	--	--	3.5	211.8	3.5	--	--	--
51	FABRICATED STRUCTURAL METAL PROD.....	--	0.4	1.7	791.4	0.7	--	--	1.3
52	OTHER METAL FABRICATED PRODUCTS.....	14.6	47.8	43.3	893.8	1.3	--	--	35.4
53	AGRICULTURAL MACHINERY.....	--	--	--	--	--	--	--	--
54	OTHER INDUSTRIAL MACHINERY.....	0.4	3.0	1.0	189.5	1.5	--	--	--
55	MOTOR VEHICLES.....	--	--	--	--	--	--	--	--
56	MOTOR VEHICLE PARTS.....	--	--	0.2	27.7	126.4	--	--	--
57	OTHER TRANSPORT EQUIPMENT.....	--	--	--	--	160.6	--	--	--
58	APPLIANCES & RECEIVERS, HOUSEHOLD.....	--	0.2	7.9	9.3	--	2.2	--	--
59	OTHER ELECTRICAL PRODUCTS.....	--	--	7.4	773.3	19.7	83.6	--	0.2
60	CEMENT & CONCRETE PRODUCTS.....	0.7	--	--	770.6	--	--	--	--
61	OTHER NON-METALLIC MINERAL PROD.....	--	24.5	15.5	410.9	2.8	--	--	1.9
62	GASOLINE & FUEL OIL.....	0.9	22.9	1.7	78.9	317.0	4.8	33.2	70.1
63	OTHER PETROLEUM & COAL PROD.....	54.5	127.2	1.8	113.6	25.0	0.9	0.8	6.9
64	INDUSTRIAL CHEMICALS.....	7.9	576.7	53.0	11.5	1.0	1.9	--	8.8
65	FERTILIZERS.....	--	17.5	--	--	--	--	--	--
66	PHARMACEUTICALS.....	--	46.2	--	0.5	--	--	--	--
67	OTHER CHEMICAL PRODUCTS.....	90.3	122.0	20.6	112.3	8.1	0.3	--	2.5
68	SCIENTIFIC EQUIPMENT.....	--	1.9	69.1	29.6	3.3	9.6	--	0.1
69	OTHER MANUFACTURED PRODUCTS.....	33.3	23.1	51.4	94.6	3.7	0.6	--	5.9
70	RESIDENTIAL CONSTRUCTION.....	--	--	--	--	--	--	--	--
71	NON-RESIDENTIAL CONSTRUCTION.....	--	--	--	--	--	--	--	--
72	REPAIR CONSTRUCTION.....	71.1	19.8	3.7	12.9	275.6	76.9	144.5	8.6
73	PIPELINE TRANSPORTATION.....	155.7	21.5	0.8	0.5	119.2	0.1	17.2	2.8
74	TRANSPORTATION & STORAGE.....	4.4	7.8	1.7	175.8	960.9	94.7	3.6	185.7
75	RADIO & TELEVISION BROADCASTING.....	--	--	--	--	--	18.4	--	--
76	TELEPHONE & TELEGRAPH.....	5.3	23.7	10.1	35.2	123.7	65.8	7.6	128.2
77	POSTAL SERVICES.....	1.4	6.6	4.0	3.1	8.5	17.7	3.8	39.3
78	ELECTRIC POWER.....	20.0	71.0	6.7	10.3	53.2	11.4	28.9	14.5
79	OTHER UTILITIES.....	3.0	28.3	1.0	0.5	5.4	0.4	23.8	4.0
80	WHOLESALE MARGINS.....	7.7	85.5	42.1	950.0	197.2	7.8	18.0	86.0
81	RETAIL MARGINS.....	--	2.0	0.3	123.7	63.3	28.1	1.8	14.8
82	IMPLIED RENT OWNER OCUP. DWEL.....	--	--	--	--	--	--	--	--
83	OTHER FINANCIALS, REAL ESTATE.....	38.1	84.3	51.5	366.1	254.1	50.7	63.5	376.6
84	BUSINESS SERVICES.....	27.1	54.8	20.2	699.8	79.7	54.9	18.8	157.5
85	EDUCATION SERVICES.....	--	--	--	--	--	--	--	--
86	HEALTH SERVICES.....	--	--	--	--	--	--	--	--
87	AMUSEMENT & RECREATION SERVICES.....	--	--	--	--	--	67.7	--	--
88	ACCOMMODATION & FOOD SERVICES.....	--	--	--	--	47.0	--	--	--
89	OTHER PERSONAL & MISC. SERVICES.....	5.9	40.1	9.1	330.7	264.8	17.9	21.3	60.1
90	TRANSPORTATION MARGINS.....	15.7	93.0	18.7	342.5	43.0	2.7	13.5	14.9
91	OPERATING OFFICE, LAB & FOOD.....	46.1	151.2	39.3	295.3	442.3	87.0	33.5	277.3
92	TRAVEL, ADVERTISING & PROMOTION.....	34.3	216.0	81.3	110.7	123.3	52.2	15.4	432.9
93	NON-COMPETING IMPORTS.....	0.1	1.3	1.7	--	--	--	--	--
94	UNALLOCATED IMPORTS & EXPORTS.....	--	--	--	--	--	--	--	--
95	INDIRECT TAXES.....	19.3	55.5	25.5	1232.9	565.4	121.0	89.5	189.1
96	SUBSIDIES.....	-0.4	-4.3	-3.4	-4.6	-176.5	-246.5	-25.8	-28.6
97	WAGES & SALARIES.....	192.9	786.0	464.7	6638.4	3367.9	1505.7	641.5	3596.3
98	SUPPLEMENTARY LABOUR INCOME.....	15.4	49.1	29.5	332.0	337.6	152.7	50.2	141.6
99	NET INCOME, UNINC. BUSINESS.....	--	0.5	8.8	728.0	221.1	0.5	4.3	253.3
100	OTHER OPERATING SURPLUS.....	147.7	570.9	175.8	1390.0	1747.2	1269.8	1736.0	1418.9
	TOTAL.....	3183.8	3707.2	1998.0	20844.8	9932.7	3581.9	3666.1	7686.1

NOTE: DETAIL MAY NOT ADD DUE TO ROUNDING

TABLE 114. USE (INPUT) MATRIX (AGGREGATION - M), 1973 (MILLIONS OF DOLLARS) - CONTINUED

COMMODITY AGGREGATION - M	RETAIL TRADE	OWNER OCCUPIED DWELLINGS	FINANCE, INS. & REAL EST.	EDUCATION & HEALTH SERVICES	AMUSEMENT RECREATION SERVICES	SERVICE TO BUSINESS MANAGEMENT	ACCOMMODATION,FOOD SERVICES	PERSONAL & MISC. SERVICES
NO.								
1 GRAINS.....
2 LIVE ANIMALS.....	311.9
3 OTHER AGRICULTURAL PRODUCTS.....	0.1	0.9	..	96.3	2.3
4 FORESTRY PRODUCTS.....
5 FISH LANDINGS.....	10.4	..
6 HUNTING & TRAPPING PRODUCTS.....
7 IRON ORES & CONCENTRATES.....
8 OTHER METAL ORES & CONCENTRATES.....	0.9
9 COAL.....	1.5
10 CRUDE MINERAL OILS.....
11 NATURAL GAS.....	15.6	..	11.3	0.5	..	0.1	2.2	0.1
12 NON-METALLIC MINERALS.....	0.1	..	0.5	..
13 SERVICES INCIDENTAL TO MINING.....
14 MEAT PRODUCTS.....	2.3	502.4	..
15 DAIRY PRODUCTS.....	150.4	..
16 FISH PRODUCTS.....	54.1	..
17 FRUITS & VEGETABLES PREPARATIONS.....	0.4	..	56.1	..
18 FEEDS.....	10.0	..
19 FLOUR,WHEAT,MEAL & OTHER CEREALS.....	72.1	..
20 BREAKFAST CEREAL & BAKERY PROD.....	18.9	..
21 SUGAR.....	33.6	1.8
22 MISC. FOOD PRODUCTS.....	21.0	..
23 SOFT DRINKS.....
24 ALCOHOLIC BEVERAGES.....
25 TOBACCO PROCESSED UNMANUFACTURED.....
26 CIGARETTES & TOBACCO MFG.....
27 TIRES & TUBES.....	3.8
28 OTHER RUBBER PRODUCTS.....	5.3	0.3	2.8
29 PLASTIC FABRICATED PRODUCTS.....	11.3	4.0	..
30 LEATHER & LEATHER PRODUCTS.....	0.8	2.5
31 YARNS & MAN MADE FIBRES.....	2.3
32 FABRICS.....	1.1	0.2	0.6	..	5.3	14.6
33 OTHER TEXTILE PRODUCTS.....	1.3	13.6	0.3	0.5	44.6	1.3
34 HOSIERY & KNITTED WEAR.....
35 CLOTHING & ACCESSORIES.....	12.7	2.9	..
36 LUMBER & TIMBER.....	0.3
37 VENEER & PLYWOOD.....
38 OTHER WOOD FABRICATED MATERIALS.....	5.0	0.6	21.2
39 FURNITURE & FIXTURES.....	0.1	1.6	..
40 PULP.....
41 NEWSPRINT & OTHER PAPER STOCK.....	13.9	0.2	..	3.8	..	0.5
42 PAPER PRODUCTS.....	153.5	1.0	65.1	3.6
43 PRINTING & PUBLISHING.....	10.9	..	37.2	5.7	3.2	4.4
44 ADVERTISING,PRINT MEDIA.....
45 IRON & STEEL PRODUCTS.....
46 ALUMINUM PRODUCTS.....
47 COPPER & COPPER ALLOY PRODUCTS.....
48 NICKEL PRODUCTS.....
49 OTHER NON FERROUS METAL PRODUCTS.....	4.7
50 BOILERS, TANKS & PLATES.....
51 FABRICATED STRUCTURAL METAL PROD.....
52 OTHER METAL FABRICATED PRODUCTS.....	15.9	2.5	..	0.7	4.8
53 AGRICULTURAL MACHINERY.....
54 OTHER INDUSTRIAL MACHINERY.....	0.1	..
55 MOTOR VEHICLES.....
56 MOTOR VEHICLE PARTS.....
57 OTHER TRANSPORT EQUIPMENT.....
58 APPLIANCES & RECEIVERS,HOUSEHOLD.....	0.2	0.4
59 OTHER ELECTRICAL PRODUCTS.....	0.3	0.1
60 CEMENT & CONCRETE PRODUCTS.....
61 OTHER NON-METALLIC MINERAL PROD.....	2.0	0.4	0.1	..	12.1	..
62 GASOLINE & FUEL OIL.....	56.1	..	22.0	9.1	3.2	9.2	29.6	14.1
63 OTHER PETROLEUM & COAL PROD.....	3.3	..	0.4	1.1	0.1	0.8	1.3	4.3
64 INDUSTRIAL CHEMICALS.....	11.0	2.7	0.2	..	0.1	17.0
65 FERTILIZERS.....	0.1	..
66 PHARMACEUTICALS.....	34.2
67 OTHER CHEMICAL PRODUCTS.....	0.2	..	0.4	1.7	46.1
68 SCIENTIFIC EQUIPMENT.....	0.6	36.6	18.0	2.1	..	20.7
69 OTHER MANUFACTURED PRODUCTS.....	6.0	8.9	18.3	0.9	4.3	3.3
70 RESIDENTIAL CONSTRUCTION.....
71 NON-RESIDENTIAL CONSTRUCTION.....
72 REPAIR CONSTRUCTION.....	51.5	1067.7	482.0	2.5	7.6	1.1	16.2	1.4
73 PIPELINE TRANSPORTATION.....	14.0	..	9.9	0.8	0.1	0.1	1.9	0.1
74 TRANSPORTATION & STORAGE.....	104.2	..	3.6	4.8	4.9	8.7	12.2	6.1
75 RADIO & TELEVISION BROADCASTING.....
76 TELEPHONE & TELEGRAPH.....	105.5	..	224.2	56.2	6.4	75.1	36.6	10.7
77 POSTAL SERVICES.....	100.5	..	70.6	8.8	1.3	15.2	1.1	1.6
78 ELECTRIC POWER.....	147.2	..	68.6	4.8	11.5	8.3	42.2	11.9
79 OTHER UTILITIES.....	23.3	..	30.6	1.9	0.2	0.3	7.1	0.5
80 WHOLESALE MARGINS.....	41.5	..	11.8	15.5	3.2	5.5	83.6	22.4
81 RETAIL MARGINS.....	14.1	..	3.0	1.9	19.2	3.3	36.9	2.0
82 IMPUTED RENT OWNER OCCPD. DWEL.....
83 OTHER FINANCE,INS.,REAL ESTATE.....	755.8	63.8	1369.1	89.8	97.4	203.8	216.6	63.4
84 BUSINESS SERVICES.....	108.8	..	395.0	30.8	12.5	192.5	43.1	9.8
85 EDUCATION SERVICES.....
86 HEALTH SERVICES.....	8.0	0.7
87 AMUSEMENT & RECREATION SERVICES.....	0.3	66.3	4.1	14.6	..
88 ACCOMMODATION & FOOD SERVICES.....	4.6
89 OTHER PERSONAL & MISC. SERVICES.....	57.6	..	79.0	35.8	21.7	72.8	45.3	21.1
90 TRANSPORTATION MARGINS.....	18.7	..	2.6	4.4	1.1	1.5	33.7	7.7
91 OPERATING, OFFICE, LAB & FOOD.....	469.3	..	311.5	130.4	91.1	278.7	162.5	80.0
92 TRAVEL, ADVERTISING & PROMOTION.....	411.5	..	387.2	25.3	65.5	160.8	100.5	25.4
93 NON-COMPETING IMPORTS.....	3.1	8.7	..
94 UNALLOCATED IMPORTS & EXPORTS.....
95 INDIRECT TAXES.....	279.8	1794.0	1592.0	27.0	27.4	44.5	127.7	37.3
96 SUBSIDIES.....	-10.1	-118.3	-108.1	-0.6	-1.7	-2.6	-0.1	-1.0
97 WAGES & SALARIES.....	4923.7	..	3736.5	566.2	244.5	1740.5	1681.8	524.7
98 SUPPLEMENTARY LABOUR INCOME.....	193.9	..	274.8	24.0	8.9	67.2	49.5	18.9
99 NET INCOME,UNINC. BUSINESS.....	929.0	810.6	656.6	1336.9	64.6	708.7	501.2	275.3
100 OTHER OPERATING SURPLUS.....	1290.8	2921.6	3786.1	95.1	201.9	691.4	510.6	128.0
TOTAL.....	10677.2	6539.4	13465.4	2580.1	1004.7	4304.5	4960.0	1415.5

NOTE: DETAIL MAY NOT ADD DUE TO ROUNDING.

TABLE 114. USE (INPUT) MATRIX (AGGREGATION - M), 1973 (MILLIONS OF DOLLARS) - CONCLUDED

NO.	COMMODITY AGGREGATION - M	TRANS. MARGINS	OPERATING OFFICE LAB & FOOD	TRAVEL PROMOTION ADVTG.	TOTAL INDUSTRIES
1	GRAINS.....	--	--	--	583.5
2	LIVE ANIMALS.....	--	4.1	--	2643.4
3	OTHER AGRICULTURAL PRODUCTS.....	--	53.9	--	1688.0
4	FORESTRY PRODUCTS.....	--	--	--	2160.8
5	FISH LANDINGS.....	--	2.0	--	286.1
6	HUNTING & TRAPPING PRODUCTS.....	--	--	--	31.0
7	IRON ORES & CONCENTRATES.....	--	--	--	197.1
8	OTHER METAL ORES & CONCENTRATES.....	--	--	--	1869.1
9	COAL.....	--	--	--	281.7
10	CRUDE MINERAL OILS.....	--	--	--	2168.7
11	NATURAL GAS.....	--	--	--	141.9
12	NON-METALLIC MINERALS.....	--	0.4	--	367.7
13	SERVICES INCIDENTAL TO MINING.....	--	--	--	446.4
14	MEAT PRODUCTS.....	--	118.0	--	1515.4
15	DAIRY PRODUCTS.....	--	72.2	--	476.1
16	FISH PRODUCTS.....	--	5.3	--	108.7
17	FRUITS & VEGETABLES PREPARATIONS.....	--	31.5	--	178.4
18	FEEDS.....	--	--	--	1104.1
19	FLOUR WHEAT MEAL & OTHER CEREALS.....	--	4.6	--	155.4
20	BREAKFAST CEREAL & BAKERY PROD.....	--	41.8	--	121.5
21	SUGAR.....	--	6.4	--	230.2
22	MISC. FOOD PRODUCTS.....	--	24.5	--	459.0
23	SOFT DRINKS.....	--	18.6	--	94.7
24	ALCOHOLIC BEVERAGES.....	--	--	47.0	56.1
25	TOBACCO PROCESSED UNMANUFACTURED.....	--	--	--	143.0
26	CIGARETTES & TOBACCO MFG.....	--	--	--	2.4
27	TIRES & TUBES.....	--	158.9	3.0	420.0
28	OTHER RUBBER PRODUCTS.....	--	35.5	1.0	305.9
29	PLASTIC FABRICATED PRODUCTS.....	--	92.3	--	628.3
30	LEATHER & LEATHER PRODUCTS.....	--	13.6	--	149.8
31	YARNS & MAN-MADE FIBRES.....	--	--	--	646.4
32	FABRICS.....	--	--	--	1086.3
33	OTHER TEXTILE PRODUCTS.....	--	44.6	--	498.1
34	HOSIERY & KNITTED WEAR.....	--	--	--	1.6
35	CLOTHING & ACCESSORIES.....	--	16.0	--	223.8
36	LUMBER & TIMBER.....	--	3.3	--	723.1
37	VENEER & PLYWOOD.....	--	--	--	371.5
38	OTHER WOOD FABRICATED MATERIALS.....	--	0.9	--	1692.9
39	FURNITURE & FIXTURES.....	--	--	--	81.4
40	PULP.....	--	--	--	197.9
41	NEWSPRINT & OTHER PAPER STOCK.....	--	12.4	--	1132.7
42	PAPER PRODUCTS.....	--	302.1	2.2	1413.9
43	PRINTING & PUBLISHING.....	--	491.6	249.0	1082.0
44	ADVERTISING, PRINT MEDIA.....	--	--	673.2	673.2
45	IRON & STEEL PRODUCTS.....	--	12.8	--	3024.4
46	ALUMINUM PRODUCTS.....	--	--	--	571.6
47	COPPER & COPPER ALLOY PRODUCTS.....	--	2.3	--	733.3
48	NICKEL PRODUCTS.....	--	--	--	53.2
49	OTHER NON-FERROUS METAL PRODUCTS.....	--	8.9	--	516.0
50	BOILERS, TANKS & PLATES.....	--	3.7	--	269.0
51	FABRICATED STRUCTURAL METAL PROD.....	--	--	--	1107.4
52	OTHER METAL FABRICATED PRODUCTS.....	--	478.6	--	3132.6
53	AGRICULTURAL MACHINERY.....	--	2.8	--	94.1
54	OTHER INDUSTRIAL MACHINERY.....	--	928.0	--	1760.6
55	MOTOR VEHICLES.....	--	--	--	104.4
56	MOTOR VEHICLE PARTS.....	--	457.8	37.1	3837.7
57	OTHER TRANSPORT EQUIPMENT.....	--	1.3	--	401.8
58	APPLIANCES & RECEIVERS, HOUSEHOLD.....	--	6.3	--	188.0
59	OTHER ELECTRICAL PRODUCTS.....	--	277.9	4.7	2029.0
60	CEMENT & CONCRETE PRODUCTS.....	--	--	--	940.7
61	OTHER NON-METALLIC MINERAL PROD.....	--	38.5	--	973.8
62	GASOLINE & FUEL OIL.....	--	--	55.3	1206.2
63	OTHER PETROLEUM & COAL PROD.....	--	8.1	3.4	527.1
64	INDUSTRIAL CHEMICALS.....	--	103.0	--	1701.9
65	FERTILIZERS.....	--	9.0	--	100.9
66	PHARMACEUTICALS.....	--	20.4	--	142.0
67	OTHER CHEMICAL PRODUCTS.....	--	227.8	2.3	1179.9
68	SCIENTIFIC EQUIPMENT.....	--	179.1	--	438.3
69	OTHER MANUFACTURED PRODUCTS.....	--	72.9	63.5	577.8
70	RESIDENTIAL CONSTRUCTION.....	--	--	--	--
71	NON-RESIDENTIAL CONSTRUCTION.....	--	--	--	--
72	REPAIR CONSTRUCTION.....	--	--	--	2774.0
73	PIPELINE TRANSPORTATION.....	--	--	--	415.3
74	TRANSPORTATION & STORAGE.....	4258.8	--	658.1	6941.6
75	RADIO & TELEVISION BROADCASTING.....	--	--	355.1	373.5
76	TELEPHONE & TELEGRAPH.....	--	--	--	1167.3
77	POSTAL SERVICES.....	--	--	--	344.8
78	ELECTRIC POWER.....	--	--	--	1199.1
79	OTHER UTILITIES.....	--	--	--	243.2
80	WHOLESALE MARGINS.....	--	748.1	56.8	4306.6
81	RETAIL MARGINS.....	--	269.0	54.2	723.1
82	IMPUTED RENT OWNER OCUPD. DWEL.....	--	--	--	--
83	OTHER FINANCE, INS. REAL ESTATE.....	--	--	--	6079.1
84	BUSINESS SERVICES.....	--	--	382.6	3139.5
85	EDUCATION SERVICES.....	--	--	--	--
86	HEALTH SERVICES.....	--	--	--	8.7
87	AMUSEMENT & RECREATION SERVICES.....	--	--	60.0	232.9
88	ACCOMMODATION & FOOD SERVICES.....	--	--	742.7	794.3
89	OTHER PERSONAL & MISC. SERVICES.....	--	1233.5	75.7	2765.8
90	TRANSPORTATION MARGINS.....	--	190.2	16.6	2105.1
91	OPERATING OFFICE LAB & FOOD.....	--	--	--	5925.2
92	TRAVEL ADVERTISING & PROMOTION.....	--	--	--	3441.0
93	NON-COMPETING IMPORTS.....	--	4.7	--	407.3
94	UNALLOCATED IMPORTS & EXPORTS.....	--	67.0	174.2	241.2
95	INDIRECT TAXES.....	--	638.9	279.0	8204.9
96	SUBSIDIES.....	--	--	--	-1088.0
97	WAGES & SALARIES.....	--	--	--	47182.1
98	SUPPLEMENTARY LABOUR INCOME.....	--	--	--	2886.5
99	NET INCOME UNINC. BUSINESS.....	--	--	--	9770.3
100	OTHER OPERATING SURPLUS.....	--	--	--	30649.2
TOTAL.....		4258.8	7544.6	3997.0	195074.9

NOTE: DETAIL MAY NOT ADD DUE TO ROUNDING.

TABLE 115. FINAL DEMAND MATRIX (AGGREGATION - M), 1973 (MILLIONS OF DOLLARS)

NO.	COMMODITY AGGREGATION - M	CONS. EXP. DURABLE	CONS. EXP. SEMI DURABLE	CONS. EXP. NON DURABLE	CONS. EXP. SERVICES	CONS. INJECTION BUSINESS	CONS. INJECTION GOVERNMENT	MACHINERY, EQUIPMENT BUSINESS	MACHINERY, EQUIPMENT GOVERNMENT
1	GRAINS
2	LIVE ANIMALS	..	16.5	99.2
3	OTHER AGRICULTURAL PRODUCTS	955.4	22.3
4	FORESTRY PRODUCTS	34.5
5	FISH LANDINGS	18.9
6	HUNTING & TRAPPING PRODUCTS
7	IRON ORES & CONCENTRATES
8	OTHER METAL ORES & CONCENTRATES
9	COAL	8.8	0.8
10	CRUDE MINERAL OILS
11	NATURAL GAS	78.4	17.6
12	NON-METALLIC MINERALS	..	3.5	12.8
13	SERVICES INCIDENTAL TO MINING	227.2
14	MEAT PRODUCTS	2746.7
15	DAIRY PRODUCTS	1164.5
16	FISH PRODUCTS	144.8
17	FRUITS & VEGETABLES PREPARATIONS	742.1
18	FEEDS	96.7
19	FLOUR WHEAT, MEAL & OTHER CEREALS	44.6
20	BREAKFAST CEREAL & BAKERY PROD.	782.9
21	SUGAR	87.7
22	MISC. FOOD PRODUCTS	979.6
23	SOFT DRINKS	386.9
24	ALCOHOLIC BEVERAGES	857.9
25	TOBACCO PROCESSED UNMANUFACTURED
26	CIGARETTES & TOBACCO MFG.	426.6
27	TIRES & TUBES	156.1	1.5	..
28	OTHER RUBBER PRODUCTS	7.0	70.8	4.6	10.4	2.8
29	PLASTIC FABRICATED PRODUCTS	2.4	60.5	35.1
30	LEATHER & LEATHER PRODUCTS	..	478.8
31	YARNS & MAN MADE FIBRES	..	39.6
32	FABRICS	..	150.3
33	OTHER TEXTILE PRODUCTS	283.5	244.9	118.5	11.9	1.0
34	HOSIERY & KNITTED WEAR	..	745.4
35	CLOTHING & ACCESSORIES	..	1539.9
36	LUMBER & TIMBER	..	31.3
37	VENEER & PLYWOOD	..	21.2
38	OTHER WOOD FABRICATED MATERIALS	28.8	6.0	0.6	16.1	0.3
39	FURNITURE & FIXTURES	809.2	31.1	199.0	64.3
40	PULP
41	NEWSPRINT & OTHER PAPER STOCK	..	3.3	1.7
42	PAPER PRODUCTS	..	17.8	311.1
43	PRINTING & PUBLISHING	..	572.9	..	32.9
44	ADVERTISING PRINT MEDIA
45	IRON & STEEL PRODUCTS
46	ALUMINUM PRODUCTS
47	COPPER & COPPER ALLOY PRODUCTS
48	NICKEL PRODUCTS
49	OTHER NON FERROUS METAL PRODUCTS	..	3.2	-69.0	..
50	BOILERS, TANKS & PLATES	74.3	2.7
51	FABRICATED STRUCTURAL METAL PROD.	..	2.2	1.8	0.6
52	OTHER METAL FABRICATED PRODUCTS	47.3	205.2	13.8	131.0	21.6
53	AGRICULTURAL MACHINERY	15.9	622.7	3.9
54	OTHER INDUSTRIAL MACHINERY	30.4	31.1	2201.3	67.8
55	MOTOR VEHICLES	2770.0	190.6	..	1323.5	116.9
56	MOTOR VEHICLE PARTS	281.3	63.4	2.8
57	OTHER TRANSPORT EQUIPMENT	158.8	672.1	31.5
58	APPLIANCES & RECEIVERS, HOUSEHOLD	1280.5	129.5	8.4
59	OTHER ELECTRICAL PRODUCTS	88.5	93.9	1232.7	25.9
60	CEMENT & CONCRETE PRODUCTS	..	5.0
61	OTHER NON METALLIC MINERAL PROD.	..	116.0	20.8	0.3
62	GASOLINE & FUEL OIL	1106.5	17.1
63	OTHER PETROLEUM & COAL PROD.	..	0.5	78.1	0.5
64	INDUSTRIAL CHEMICALS	5.5	0.7	3.1	10.0	..
65	FERTILIZERS	3.0
66	PHARMACEUTICALS	270.6
67	OTHER CHEMICAL PRODUCTS	21.8	90.4	528.8
68	SCIENTIFIC EQUIPMENT	173.5	63.9	71.0	139.7	88.1
69	OTHER MANUFACTURED PRODUCTS	449.7	278.9	29.1	9.2	36.2	3.6
70	RESIDENTIAL CONSTRUCTION	6348.4	24.0
71	NON-RESIDENTIAL CONSTRUCTION	6999.9	3697.7
72	REPAIR CONSTRUCTION	39.3
73	PIPELINE TRANSPORTATION	78.1	1.6
74	TRANSPORTATION & STORAGE	1371.0
75	RADIO & TELEVISION BROADCASTING	114.5
76	TELEPHONE & TELEGRAPH	984.9
77	POSTAL SERVICES	175.7
78	ELECTRIC POWER	1005.8	40.5
79	OTHER UTILITIES	140.9	277.0
80	WHOLESALE MARGINS	808.7	456.9	1260.1	13.5	21.8	..	923.8	40.4
81	RETAIL MARGINS	2019.4	2358.3	3273.5	9.8	17.9	..	219.6	17.5
82	IMPUTED RENT OWNER OCCUP. DWEL.	6539.4
83	OTHER FINANCE, INS., REAL ESTATE	7123.4	887.0
84	BUSINESS SERVICES	372.1
85	EDUCATION SERVICES	302.3
86	HEALTH SERVICES	981.4
87	AMUSEMENT & RECREATION SERVICES	771.3
88	ACCOMMODATION & FOOD SERVICES	4416.6
89	OTHER PERSONAL & MISC. SERVICES	857.8	76.2	..	1276.9
90	TRANSPORTATION MARGINS	149.1	173.7	376.0	3.2	2.1	..	181.8	11.9
91	OPERATING OFFICE, LAB. & FOOD	242.5
92	TRAVEL, ADVERTISING & PROMOTION	119.2
93	NON-COMPETING IMPORTS	115.3
94	UNALLOCATED IMPORTS & EXPORTS	171.0
95	INDIRECT TAXES	1303.8	898.4	3589.6	408.0	17.6	..	702.6	41.4
96	SUBSIDIES
97	WAGES & SALARIES	2334.1
98	SUPPLEMENTARY LABOUR INCOME	134.2
99	NET INCOME, UNINC. BUSINESS
100	OTHER OPERATING SURPLUS	179.7
TOTAL		11749.1	8888.7	22083.8	28563.5	14712.6	3721.7	8856.6	553.6

NOTE: DETAIL MAY NOT ADD DUE TO ROUNDING.

TABLE 115. FINAL DEMAND MATRIX (AGGREGATION - M). 1973 (MILLIONS OF DOLLARS) - CONCLUDED

NO.	COMMODITY AGGREGATION - M	INVEN- TORIES	DOMESTIC EXPORTS	RE-EXPORTS	IMPORTS	GOVT GROSS CURRENT EXPEND.	GOVT. SALE OF GOOD & SERVICES	FINAL EXPEND. ON GDP
1	GRAINS.....	-70.7	1302.4	--	-71.2	--	-0.9	1159.6
2	LIVE ANIMALS.....	256.6	144.2	0.4	-144.6	--	-6.9	365.4
3	OTHER AGRICULTURAL PRODUCTS.....	-30.5	425.5	4.3	-462.9	26.9	-3.7	937.3
4	FORESTRY PRODUCTS.....	59.7	27.3	0.2	-54.4	--	--	67.4
5	FISH LANDINGS.....	0.3	71.7	0.7	-59.8	--	-0.5	31.3
6	HUNTING & TRAPPING PRODUCTS.....	0.2	26.0	3.2	-30.9	--	--	-1.5
7	IRON ORES & CONCENTRATES.....	28.4	400.8	--	-44.1	--	--	385.2
8	OTHER METAL ORES & CONCENTRATES.....	161.3	1002.3	0.9	-262.5	3.1	--	905.1
9	COAL.....	0.3	141.8	0.9	-254.6	5.1	-20.2	-117.0
10	CRUDE MINERAL OILS.....	25.8	1441.7	7.9	-1164.1	--	--	311.3
11	NATURAL GAS.....	-1.8	177.5	--	-7.8	12.0	--	275.9
12	NON-METALLIC MINERALS.....	-20.0	340.0	3.4	-130.8	29.6	--	238.5
13	SERVICES INCIDENTAL TO MINING.....	--	--	--	--	--	--	227.2
14	MEAT PRODUCTS.....	29.5	296.5	9.2	-300.7	--	-1.9	2779.3
15	DAIRY PRODUCTS.....	12.5	89.2	0.2	-76.8	--	--	1189.7
16	FISH PRODUCTS.....	8.3	399.4	4.2	-63.2	--	--	493.5
17	FRUITS & VEGETABLES PREPARATIONS.....	17.8	63.9	3.0	-248.9	--	--	577.9
18	FEEDS.....	-15.1	89.8	--	-65.9	--	--	105.5
19	FLOUR WHEAT MEAL & OTHER CEREALS.....	1.6	54.6	--	-18.7	--	--	82.2
20	BREAKFAST CEREAL & BAKERY PROD.....	8.1	24.2	--	-21.3	--	--	794.0
21	SUGAR.....	5.2	12.6	--	-0.2	--	--	105.3
22	MISC. FOOD PRODUCTS.....	45.4	76.3	20.2	-299.9	--	--	821.6
23	SOFT DRINKS.....	5.5	1.1	--	-4.7	--	--	388.7
24	ALCOHOLIC BEVERAGES.....	72.1	238.6	0.2	-211.8	--	--	957.0
25	TOBACCO PROCESSED UNMANUFACTURED.....	-35.1	55.2	--	-10.9	--	--	9.2
26	CIGARETTES & TOBACCO MFG.....	26.1	2.1	--	-12.5	--	--	442.3
27	TIRES & TUBES.....	9.7	45.6	3.1	-180.6	--	--	35.5
28	OTHER RUBBER PRODUCTS.....	5.4	21.6	0.9	-129.2	--	--	-5.7
29	PLASTIC FABRICATED PRODUCTS.....	34.5	43.9	1.9	-180.0	--	--	-1.7
30	LEATHER & LEATHER PRODUCTS.....	18.2	13.0	2.3	-196.3	--	--	336.1
31	YARNS & MAN MADE FIBRES.....	-3.3	33.9	2.4	-268.4	0.1	--	-195.7
32	FABRICS.....	1.7	67.2	9.2	-511.8	0.4	--	-283.1
33	OTHER TEXTILE PRODUCTS.....	32.3	27.9	2.0	-266.3	28.7	--	484.5
34	HOSIERY & KNITTED WEAR.....	15.8	6.1	1.3	-191.5	0.5	--	577.6
35	CLOTHING & ACCESSORIES.....	78.8	99.3	4.3	-245.1	12.8	-2.6	1487.3
36	LUMBER & TIMBER.....	169.3	1570.9	0.9	-103.9	--	-4.6	1663.9
37	VENEUR & PLYWOOD.....	60.1	121.2	1.1	-97.3	--	--	106.4
38	OTHER WOOD FABRICATED MATERIALS.....	32.2	139.1	1.8	-77.9	--	--	147.0
39	FURNITURE & FIXTURES.....	27.3	62.7	1.2	-138.4	5.8	--	1062.3
40	PULP.....	-2.2	1080.4	0.1	-17.2	--	--	1061.1
41	NEWSPRINT & OTHER PAPER STOCK.....	1.9	1384.9	0.2	-108.0	--	--	1284.0
42	PAPER PRODUCTS.....	33.3	56.0	1.6	-213.9	--	--	205.9
43	PRINTING & PUBLISHING.....	13.1	51.4	6.7	-353.9	94.7	-16.0	401.7
44	ADVERTISING, PRINT MEDIA.....	--	--	--	--	--	-0.1	0.1
45	IRON & STEEL PRODUCTS.....	-49.2	368.8	15.8	-566.1	--	--	230.6
46	ALUMINUM PRODUCTS.....	21.7	360.8	0.9	-165.5	--	--	218.6
47	COPPER & COPPER ALLOY PRODUCTS.....	-2.7	526.9	1.9	-75.3	--	--	450.9
48	NICKEL PRODUCTS.....	-16.8	784.5	62.4	-72.4	--	--	757.7
49	OTHER NON FERROUS METAL PRODUCTS.....	10.6	505.6	12.8	-203.7	22.0	-0.6	280.9
50	BOILERS, TANKS & PLATES.....	9.2	21.5	1.3	-35.3	--	--	73.7
51	FABRICATED STRUCTURAL METAL PROD.....	24.0	56.1	1.4	-130.3	--	--	44.1
52	OTHER METAL FABRICATED PRODUCTS.....	74.7	211.3	17.7	-851.0	45.6	--	-82.9
53	AGRICULTURAL MACHINERY.....	18.8	259.0	11.4	-625.5	--	--	306.2
54	OTHER INDUSTRIAL MACHINERY.....	36.0	610.9	84.9	-2656.0	25.2	-1.0	430.8
55	MOTOR VEHICLES.....	82.0	3226.1	9.4	-2704.9	19.9	-0.1	5033.3
56	MOTOR VEHICLE PARTS.....	117.7	1919.4	47.7	-3523.9	--	-0.7	-1092.3
57	OTHER TRANSPORT EQUIPMENT.....	67.3	671.3	49.2	-751.9	169.0	-0.4	1066.9
58	APPLIANCES & RECEIVERS HOUSEHOLD.....	57.6	73.1	3.5	-695.7	--	--	857.0
59	OTHER ELECTRICAL PRODUCTS.....	149.2	516.1	39.5	-1203.7	34.9	-2.6	974.5
60	CEMENT & CONCRETE PRODUCTS.....	12.7	40.7	--	-5.4	--	--	53.0
61	OTHER NON-METALLIC MINERAL PROD.....	26.6	108.4	1.5	-135.8	--	--	62.3
62	GASOLINE & FUEL OIL.....	141.9	160.2	23.6	-144.9	156.2	-6.7	1453.8
63	OTHER PETROLEUM & COAL PROD.....	25.4	126.0	0.2	-99.2	5.8	-4.1	133.3
64	INDUSTRIAL CHEMICALS.....	-9.5	342.6	6.0	-625.3	20.2	-0.5	-247.4
65	FERTILIZERS.....	-14.4	178.3	--	-26.1	--	--	140.8
66	PHARMACEUTICALS.....	29.9	38.3	6.7	-111.6	102.3	-2.2	334.0
67	OTHER CHEMICAL PRODUCTS.....	38.7	74.2	4.5	-404.3	15.3	--	369.5
68	SCIENTIFIC EQUIPMENT.....	30.2	102.9	29.6	-732.2	99.0	-12.3	53.5
69	OTHER MANUFACTURED PRODUCTS.....	43.7	136.0	15.2	-616.3	1.3	6.3	382.2
70	RESIDENTIAL CONSTRUCTION.....	--	--	--	--	--	--	6372.4
71	NON-RESIDENTIAL CONSTRUCTION.....	--	--	--	--	50.3	--	10748.0
72	REPAIR CONSTRUCTION.....	--	--	--	--	671.4	--	710.7
73	PIPELINE TRANSPORTATION.....	--	368.3	--	-41.0	9.4	--	416.5
74	TRANSPORTATION & STORAGE.....	--	499.6	--	-149.8	321.7	95.7	1946.8
75	RADIO & TELEVISION BROADCASTING.....	--	12.5	--	-10.7	--	--	116.3
76	TELEPHONE & TELEGRAPH.....	--	23.9	--	-51.6	174.4	-0.2	1131.5
77	POSTAL SERVICES.....	--	7.0	--	-6.0	57.1	--	233.8
78	ELECTRIC POWER.....	--	107.2	--	-6.4	214.4	-2.2	1359.4
79	OTHER UTILITIES.....	--	--	--	--	60.5	-269.8	208.5
80	WHOLESALE MARGINS.....	--	1001.5	26.7	-137.9	95.8	--	4511.3
81	RETAIL MARGINS.....	--	--	--	--	16.2	--	7932.1
82	IMPUTED RENT OWNER OCCUP DWEL.....	--	--	--	--	--	--	6539.4
83	OTHER FINANCIALS, REAL ESTATE.....	--	100.5	--	-411.4	387.7	-310.6	7776.6
84	BUSINESS SERVICES.....	--	181.5	--	-600.7	623.2	-42.4	533.7
85	EDUCATION SERVICES.....	--	--	--	--	276.7	-244.6	334.5
86	HEALTH SERVICES.....	--	--	--	--	1562.6	-308.5	2235.4
87	AMUSEMENT & RECREATION SERVICES.....	--	--	--	--	17.7	-78.6	710.4
88	ACCOMMODATION & FOOD SERVICES.....	--	--	--	--	--	-28.3	4888.3
89	OTHER PERSONAL & MISC. SERVICES.....	--	4.2	--	-24.0	391.8	-372.1	2209.7
90	TRANSPORTATION MARGINS.....	--	1207.9	8.4	--	39.5	--	2153.7
91	OPERATING, OFFICE, LAB & FOOD.....	--	--	--	--	1376.9	--	1619.4
92	TRAVEL, ADVERTISING & PROMOTION.....	--	--	--	--	436.8	--	555.9
93	NON-COMPETING IMPORTS.....	13.4	--	--	-536.1	--	--	-407.3
94	UNALLOCATED IMPORTS & EXPORTS.....	--	2127.8	--	-2540.0	--	--	-241.2
95	INDIRECT TAXES.....	--	84.2	--	1311.0	124.5	--	8481.0
96	SUBSIDIES.....	--	--	--	--	--	--	--
97	WAGES & SALARIES.....	--	--	--	--	13926.9	--	16261.0
98	SUPPLEMENTARY LABOUR INCOME.....	--	--	--	--	1385.4	--	1519.6
99	NET INCOME UNINC. BUSINESS.....	--	--	--	--	--	--	--
100	OTHER OPERATING SURPLUS.....	--	--	--	--	1711.3	--	1891.0
TOTAL.....		2058.8	26894.8	582.8	-27864.8	24869.6	1848.1	125757.6

NOTE: DETAIL MAY NOT ADD DUE TO ROUNDING.

TABLE 116. IMPACT (INVERSE) MATRIX (AGGREGATION - M), 1973

NO.	COMMODITY AGGREGATION - M	AGRICULTURE	FORESTRY	FISHING, HUNTING & TRAPPING	METAL MINES	MINERAL FUELS	NON-METAL MINES & QUARRIES	SERVICES INCIDENTAL TO MINING	FOOD & BEVERAGE INDUSTRIES
1	GRAINS.....	1.0740	0.0027	0.0024	0.0023	0.0129	0.0064	0.0009	0.1368
2	LIVE ANIMALS.....	1.0742	0.0027	0.0024	0.0023	0.0129	0.0064	0.0009	0.1364
3	OTHER AGRICULTURAL PRODUCTS.....	1.0635	0.0076	0.0025	0.0023	0.0129	0.0064	0.0009	0.1427
4	FORESTRY PRODUCTS.....	0.0350	1.0882	0.0003	0.0030	0.0104	0.0009	0.0009	0.0137
5	FISH LANDINGS.....	0.0012	0.0029	1.0069	0.0022	0.0125	0.0011	0.0006	0.0024
6	HUNTING & TRAPPING PRODUCTS.....	0.0012	0.0029	1.0069	0.0022	0.0125	0.0011	0.0006	0.0024
7	IRON ORES & CONCENTRATES.....	0.0038	0.0019	0.0002	0.9985	0.0063	0.0038	0.0295	0.0086
8	OTHER METAL ORES & CONCENTRATES.....	0.0038	0.0020	0.0002	0.9718	0.0064	0.0038	0.0287	0.0086
9	COAL.....	0.0019	0.0018	0.0001	0.0063	1.0040	0.0011	0.0371	0.0039
10	CRUDE MINERAL OILS.....	0.0019	0.0019	0.0001	0.0063	1.0007	0.0011	0.0369	0.0040
11	NATURAL GAS.....	0.0019	0.0018	0.0001	0.0063	1.0040	0.0011	0.0371	0.0039
12	NON-METALLIC MINERALS.....	0.0054	0.0041	0.0003	0.0110	0.0000	0.8786	0.0127	0.0127
13	SERVICES INCIDENTAL TO MINING.....	0.0034	0.0016	0.0002	0.1006	0.0062	0.0100	0.9013	0.0075
14	MEAT PRODUCTS.....	0.3496	0.0067	0.0191	0.0030	0.0084	0.0033	0.0006	1.1032
15	DAIRY PRODUCTS.....	0.3587	0.0071	0.0213	0.0031	0.0084	0.0034	0.0006	1.2321
16	FISH PRODUCTS.....	0.3563	0.0071	0.0257	0.0031	0.0084	0.0034	0.0006	1.2263
17	FRUITS & VEGETABLES PREPARATIONS.....	0.3576	0.0071	0.0213	0.0031	0.0084	0.0034	0.0006	1.2307
18	FEEDS.....	0.3507	0.0071	0.0209	0.0032	0.0086	0.0035	0.0006	1.2068
19	FLOUR, WHEAT MEAL & OTHER CEREALS.....	0.3582	0.0071	0.0213	0.0031	0.0084	0.0034	0.0006	1.2329
20	BREAKFAST CEREAL & BAKERY PROD.....	0.3571	0.0071	0.0213	0.0031	0.0084	0.0034	0.0006	1.2289
21	SUGAR.....	0.3582	0.0071	0.0213	0.0031	0.0084	0.0034	0.0006	1.2329
22	MISC. FOOD PRODUCTS.....	0.3660	0.0071	0.0209	0.0031	0.0085	0.0034	0.0006	1.2103
23	SOFT DRINKS.....	0.3582	0.0071	0.0213	0.0031	0.0084	0.0034	0.0006	1.2329
24	ALCOHOLIC BEVERAGES.....	0.3582	0.0071	0.0213	0.0031	0.0084	0.0034	0.0006	1.2329
25	TOBACCO PROCESSED UNMANUFACTURED.....	0.2342	0.0149	0.0008	0.0021	0.0057	0.0020	0.0005	0.0416
26	CIGARETTES & TOBACCO MFG.....	0.2337	0.0149	0.0008	0.0021	0.0057	0.0019	0.0005	0.0416
27	TIRES & TUBES.....	0.0048	0.0059	0.0003	0.0048	0.0070	0.0033	0.0006	0.0124
28	OTHER RUBBER PRODUCTS.....	0.0074	0.0072	0.0004	0.0062	0.0067	0.0032	0.0006	0.0201
29	PLASTIC FABRICATED PRODUCTS.....	0.0053	0.0153	0.0003	0.0088	0.0077	0.0037	0.0007	0.0128
30	LEATHER & LEATHER PRODUCTS.....	0.0284	0.0067	0.0016	0.0046	0.0048	0.0015	0.0005	0.0866
31	YARNS & MAN MADE FIBRES.....	0.0051	0.0051	0.0002	0.0033	0.0059	0.0019	0.0004	0.0104
32	FABRICS.....	0.0048	0.0054	0.0002	0.0028	0.0049	0.0013	0.0004	0.0090
33	OTHER TEXTILE PRODUCTS.....	0.0050	0.0056	0.0002	0.0042	0.0054	0.0015	0.0004	0.0098
34	HOSIERY & KNITTED WEAR.....	0.0084	0.0035	0.0010	0.0018	0.0031	0.0007	0.0003	0.0082
35	CLOTHING & ACCESSORIES.....	0.0119	0.0034	0.0018	0.0024	0.0028	0.0007	0.0003	0.0098
36	LUMBER & TIMBER.....	0.0133	0.3469	0.0002	0.0035	0.0069	0.0009	0.0006	0.0097
37	VENEER & PLYWOOD.....	0.0133	0.3414	0.0002	0.0044	0.0068	0.0009	0.0006	0.0097
38	OTHER WOOD FABRICATED MATERIALS.....	0.0130	0.3311	0.0002	0.0043	0.0068	0.0010	0.0006	0.0097
39	FURNITURE & FIXTURES.....	0.0045	0.0402	0.0002	0.0157	0.0045	0.0014	0.0008	0.0087
40	PULP.....	0.0092	0.1683	0.0003	0.0042	0.0134	0.0037	0.0009	0.0116
41	NEWSPRINT & OTHER PAPER STOCK.....	0.0092	0.1685	0.0003	0.0042	0.0134	0.0038	0.0009	0.0116
42	PAPER PRODUCTS.....	0.0093	0.1470	0.0003	0.0068	0.0124	0.0035	0.0009	0.0140
43	PRINTING & PUBLISHING.....	0.0040	0.0321	0.0002	0.0022	0.0045	0.0011	0.0004	0.0079
44	ADVERTISING PRINT MEDIA.....	0.0039	0.0300	0.0002	0.0020	0.0043	0.0010	0.0003	0.0078
45	IRON & STEEL PRODUCTS.....	0.0037	0.0028	0.0002	0.2649	0.0125	0.0044	0.0084	0.0087
46	ALUMINUM PRODUCTS.....	0.0038	0.0048	0.0002	0.2729	0.0129	0.0045	0.0086	0.0088
47	COPPER & COPPER ALLOY PRODUCTS.....	0.0037	0.0027	0.0002	0.2794	0.0130	0.0045	0.0088	0.0088
48	NICKEL PRODUCTS.....	0.0037	0.0027	0.0002	0.2808	0.0130	0.0046	0.0089	0.0088
49	OTHER NON FERROUS METAL PRODUCTS.....	0.0039	0.0032	0.0002	0.2523	0.0124	0.0045	0.0080	0.0092
50	BOILERS, TANKS & PLATES.....	0.0032	0.0039	0.0002	0.0623	0.0058	0.0019	0.0022	0.0075
51	FABRICATED STRUCTURAL METAL PROD.....	0.0033	0.0042	0.0002	0.0910	0.0068	0.0025	0.0031	0.0077
52	OTHER METAL FABRICATED PRODUCTS.....	0.0035	0.0045	0.0002	0.0731	0.0064	0.0023	0.0025	0.0084
53	AGRICULTURAL MACHINERY.....	0.0030	0.0035	0.0002	0.0337	0.0045	0.0021	0.0014	0.0074
54	OTHER INDUSTRIAL MACHINERY.....	0.0038	0.0073	0.0002	0.0448	0.0079	0.0043	0.0052	0.0095
55	MOTOR VEHICLES.....	0.0025	0.0050	0.0001	0.0229	0.0036	0.0011	0.0009	0.0058
56	MOTOR VEHICLE PARTS.....	0.0026	0.0039	0.0001	0.0248	0.0039	0.0014	0.0010	0.0062
57	OTHER TRANSPORT EQUIPMENT.....	0.0026	0.0037	0.0001	0.0230	0.0042	0.0011	0.0010	0.0060
58	APPLIANCES & RECEIVERS, HOUSEHOLD.....	0.0031	0.0044	0.0002	0.0374	0.0045	0.0017	0.0014	0.0075
59	OTHER ELECTRICAL PRODUCTS.....	0.0030	0.0043	0.0002	0.0354	0.0044	0.0016	0.0013	0.0073
60	CEMENT & CONCRETE PRODUCTS.....	0.0044	0.0064	0.0002	0.0112	0.0174	0.0046	0.0018	0.0100
61	OTHER NON-METALLIC MINERAL PROD.....	0.0044	0.0076	0.0002	0.0132	0.0165	0.0079	0.0018	0.0100
62	GASOLINE & FUEL OIL.....	0.0025	0.0019	0.0001	0.0038	0.3284	0.0017	0.0124	0.0063
63	OTHER PETROLEUM & COAL PROD.....	0.0033	0.0044	0.0002	0.0124	0.4137	0.0030	0.0158	0.0080
64	INDUSTRIAL CHEMICALS.....	0.0135	0.0078	0.0007	0.0145	0.0243	0.0141	0.0017	0.0386
65	FERTILIZERS.....	0.0070	0.0050	0.0004	0.0061	0.0168	0.0068	0.0120	0.0173
66	PHARMACEUTICALS.....	0.0190	0.0067	0.0011	0.0082	0.0247	0.0146	0.0016	0.0574
67	OTHER CHEMICAL PRODUCTS.....	0.0349	0.0069	0.0020	0.0093	0.0239	0.0138	0.0015	0.1124
68	SCIENTIFIC EQUIPMENT.....	0.0045	0.0116	0.0003	0.0461	0.0055	0.0022	0.0017	0.0107
69	OTHER MANUFACTURED PRODUCTS.....	0.0058	0.0123	0.0003	0.0413	0.0113	0.0029	0.0018	0.0126
70	RESIDENTIAL CONSTRUCTION.....	0.0038	0.0201	0.0002	0.0162	0.0069	0.0053	0.0093	0.0067
71	NON-RESIDENTIAL CONSTRUCTION.....	0.0038	0.0201	0.0002	0.0162	0.0069	0.0053	0.0093	0.0067
72	REPAIR CONSTRUCTION.....	0.0038	0.0201	0.0002	0.0162	0.0069	0.0053	0.0093	0.0067
73	PIPELINE TRANSPORTATION.....	0.0037	0.0021	0.0002	0.0024	0.0153	0.0008	0.0010	0.0071
74	TRANSPORTATION & STORAGE.....	0.0038	0.0027	0.0002	0.0024	0.0154	0.0008	0.0010	0.0073
75	RADIO & TELEVISION BROADCASTING.....	0.0018	0.0013	0.0001	0.0016	0.0018	0.0003	0.0004	0.0034
76	TELEPHONE & TELEGRAPH.....	0.0018	0.0013	0.0001	0.0016	0.0018	0.0003	0.0004	0.0034
77	POSTAL SERVICES.....	0.0018	0.0013	0.0001	0.0016	0.0018	0.0003	0.0004	0.0034
78	ELECTRIC POWER.....	0.0010	0.0018	0.0001	0.0068	0.0117	0.0004	0.0011	0.0021
79	OTHER UTILITIES.....	0.0011	0.0020	0.0001	0.0041	0.0115	0.0004	0.0010	0.0021
80	WHOLESALE MARGINS.....	0.0145	0.0063	0.0008	0.0065	0.0061	0.0014	0.0005	0.0434
81	RETAIL MARGINS.....	0.0324	0.0036	0.0002	0.0013	0.0054	0.0005	0.0004	0.0105
82	IMPLIED RENT OWNER OCPD, DWEL.....	0.0007	0.0033	-	0.0027	0.0012	0.0009	0.0015	0.0011
83	OTHER FINANCIALS, REAL ESTATE.....	0.0030	0.0023	0.0001	0.0019	0.0073	0.0010	0.0011	0.0054
84	BUSINESS SERVICES.....	0.0031	0.0017	0.0002	0.0016	0.0023	0.0004	0.0002	0.0067
85	EDUCATION SERVICES.....	0.0024	0.0012	0.0001	0.0016	0.0027	0.0004	0.0002	0.0051
86	HEALTH SERVICES.....	0.0024	0.0012	0.0001	0.0016	0.0027	0.0004	0.0002	0.0051
87	AMUSEMENT & RECREATION SERVICES.....	0.0065	0.0029	0.0003	0.0027	0.0038	0.0007	0.0005	0.0115
88	ACCOMMODATION & FOOD SERVICES.....	0.0754	0.0108	0.0050	0.0033	0.0056	0.0012	0.0005	0.1919
89	OTHER PERSONAL & MISC. SERVICES.....	0.0137	0.0063	0.0010	0.0052	0.0055	0.0020	0.0017	0.0104
90	TRANSPORTATION MARGINS.....	0.0037	0.0026	0.0002	0.0024	0.0150	0.0008	0.0010	0.0071
91	OPERATING, OFFICE, LAB & FOOD.....	0.0275	0.0108	0.0014	0.0107	0.0056	0.0026	0.0010	0.0594
92	TRAVEL, ADVERTISING & PROMOTION.....	0.0202	0.0099	0.0012	0.0025	0.0099	0.0008	0.0006	0.0519

TABLE 116. IMPACT (INVERSE) MATRIX (AGGREGATION - M), 1973 - CONTINUED

NO.	COMMODITY AGGREGATION - M	TOBACCO PRODUCTS INDUSTRIES	RUBBER & PLASTIC PROD. IND.	LEATHER INDUSTRIES	TEXTILE INDUSTRIES	KNITTING MILLS	CLOTHING INDUSTRIES	WOOD	FURNITURE, FIXTURE INDUSTRIES
1	GRAINS.....	--	0.0060	0.0003	0.0042	0.0002	0.0004	0.0033	0.0003
2	LIVE ANIMALS.....	--	0.0060	0.0003	0.0042	0.0002	0.0004	0.0033	0.0003
3	OTHER AGRICULTURAL PRODUCTS.....	--	0.0060	0.0003	0.0042	0.0002	0.0004	0.0033	0.0003
4	FORESTRY PRODUCTS.....	--	0.0065	0.0004	0.0044	0.0002	0.0005	0.0360	0.0006
5	FISH LANDINGS.....	--	0.0024	0.0002	0.0197	0.0004	0.0006	0.0079	0.0005
6	HUNTING & TRAPPING PRODUCTS.....	--	0.0024	0.0002	0.0197	0.0004	0.0006	0.0079	0.0005
7	IRON ORES & CONCENTRATES.....	--	0.0048	0.0003	0.0021	0.0001	0.0004	0.0023	0.0003
8	OTHER METAL ORES & CONCENTRATES.....	--	0.0050	0.0004	0.0023	0.0002	0.0004	0.0025	0.0003
9	COAL.....	--	0.0022	0.0001	0.0010	0.0001	0.0002	0.0037	0.0003
10	CRUDE MINERAL OILS.....	--	0.0023	0.0001	0.0010	0.0001	0.0002	0.0037	0.0003
11	NATURAL GAS.....	--	0.0022	0.0001	0.0010	0.0001	0.0002	0.0037	0.0003
12	NON-METALLIC MINERALS.....	--	0.0061	0.0004	0.0081	0.0003	0.0006	0.0048	0.0005
13	SERVICES INCIDENTAL TO MINING.....	--	0.0039	0.0003	0.0016	0.0001	0.0003	0.0014	0.0003
14	MEAT PRODUCTS.....	0.0003	0.0120	0.0005	0.0047	0.0003	0.0005	0.0047	0.0004
15	DAIRY PRODUCTS.....	0.0001	0.0090	0.0003	0.0048	0.0002	0.0004	0.0049	0.0004
16	FISH PRODUCTS.....	0.0001	0.0090	0.0003	0.0049	0.0002	0.0004	0.0049	0.0004
17	FRUITS & VEGETABLES PREPARATIONS.....	0.0001	0.0090	0.0003	0.0048	0.0002	0.0004	0.0049	0.0004
18	FEEDS.....	0.0001	0.0090	0.0003	0.0048	0.0002	0.0004	0.0049	0.0004
19	FLOUR, WHEAT, MEAL & OTHER CEREALS.....	0.0001	0.0090	0.0003	0.0048	0.0002	0.0004	0.0049	0.0004
20	BREAKFAST CEREAL & BAKERY PROD.....	0.0001	0.0090	0.0003	0.0048	0.0002	0.0004	0.0049	0.0004
21	SUGAR.....	0.0001	0.0090	0.0003	0.0048	0.0002	0.0004	0.0049	0.0004
22	MISC. FOOD PRODUCTS.....	0.0001	0.0090	0.0003	0.0048	0.0002	0.0004	0.0049	0.0004
23	SOFT DRINKS.....	0.0001	0.0090	0.0003	0.0048	0.0002	0.0004	0.0049	0.0004
24	ALCOHOLIC BEVERAGES.....	0.0001	0.0090	0.0003	0.0048	0.0002	0.0004	0.0049	0.0004
25	TOBACCO PROCESSED UNMANUFACTURED.....	1.2198	0.0076	0.0003	0.0095	0.0003	0.0004	0.0077	0.0005
26	CIGARETTES & TOBACCO MFG.....	1.2173	0.0076	0.0003	0.0095	0.0003	0.0004	0.0077	0.0005
27	TIRES & TUBES.....	--	1.0320	0.0022	0.0384	0.0086	0.0019	0.0044	0.0004
28	OTHER RUBBER PRODUCTS.....	0.0001	0.0021	0.1145	0.0096	0.0039	0.0056	0.0005	0.0005
29	PLASTIC FABRICATED PRODUCTS.....	--	0.0449	0.0059	0.0579	0.0076	0.0024	0.0082	0.0005
30	LEATHER & LEATHER PRODUCTS.....	0.0001	0.0091	1.0664	0.0063	0.0063	0.0086	0.0007	0.0007
31	YARNS & MAN MADE FIBRES.....	0.0001	0.0158	0.0013	1.1716	0.0214	0.0221	0.0035	0.0006
32	FABRICS.....	0.0001	0.0173	0.0013	0.9719	0.2753	0.0286	0.0034	0.0005
33	OTHER TEXTILE PRODUCTS.....	0.0001	0.0182	0.0020	1.1556	0.0204	0.0263	0.0041	0.0006
34	HOSIERY & KNITTED WEAR.....	0.0001	0.0079	0.0087	0.2723	0.5483	0.5129	0.0023	0.0004
35	CLOTHING & ACCESSORIES.....	0.0001	0.0211	0.0224	0.2521	0.0688	0.9764	0.0025	0.0005
36	LUMBER & TIMBER.....	--	0.0072	0.0004	0.0035	0.0003	0.0004	1.0882	0.0018
37	VENEER & PLYWOOD.....	--	0.0070	0.0004	0.0033	0.0003	0.0004	1.0985	0.0018
38	OTHER WOOD FABRICATED MATERIALS.....	--	0.0079	0.0007	0.0056	0.0006	0.0005	1.0623	0.0037
39	FURNITURE & FIXTURES.....	0.0001	0.0422	0.0023	0.0525	0.0099	0.0017	0.1143	0.0020
40	PULP.....	--	0.0119	0.0004	0.0093	0.0004	0.0006	0.0590	0.0020
41	NEWSPRINT & OTHER PAPER STOCK.....	--	0.0119	0.0005	0.0094	0.0004	0.0006	0.0622	0.0020
42	PAPER PRODUCTS.....	--	0.0378	0.0015	0.0318	0.0011	0.0017	0.0534	0.0023
43	PRINTING & PUBLISHING.....	--	0.0069	0.0003	0.0045	0.0006	0.0003	0.0125	0.0005
44	ADVERTISING, PRINT MEDIA.....	--	0.0045	0.0003	0.0044	0.0006	0.0003	0.0117	0.0005
45	IRON & STEEL PRODUCTS.....	--	0.0056	0.0004	0.0025	0.0002	0.0004	0.0044	0.0006
46	ALUMINUM PRODUCTS.....	--	0.0059	0.0004	0.0024	0.0002	0.0004	0.0050	0.0005
47	COPPER & COPPER ALLOY PRODUCTS.....	--	0.0051	0.0004	0.0023	0.0002	0.0004	0.0043	0.0004
48	NICKEL PRODUCTS.....	--	0.0051	0.0004	0.0023	0.0002	0.0004	0.0043	0.0004
49	OTHER NON FERROUS METAL PRODUCTS.....	--	0.0064	0.0005	0.0032	0.0003	0.0005	0.0050	0.0005
50	BOILERS, TANKS & PLATES.....	--	0.0087	0.0003	0.0025	0.0002	0.0003	0.0065	0.0006
51	FABRICATED STRUCTURAL METAL PROD.....	--	0.0090	0.0003	0.0026	0.0002	0.0004	0.0080	0.0012
52	OTHER METAL FABRICATED PRODUCTS.....	--	0.0136	0.0006	0.0042	0.0003	0.0005	0.0094	0.0018
53	AGRICULTURAL MACHINERY.....	--	0.0141	0.0009	0.0032	0.0003	0.0004	0.0064	0.0010
54	OTHER INDUSTRIAL MACHINERY.....	0.0002	0.0170	0.0008	0.0051	0.0004	0.0004	0.0126	0.0013
55	MOTOR VEHICLES.....	--	0.0204	0.0010	0.0125	0.0009	0.0005	0.0120	0.0018
56	MOTOR VEHICLE PARTS.....	--	0.0647	0.0011	0.0346	0.0016	0.0010	0.0078	0.0017
57	OTHER TRANSPORT EQUIPMENT.....	--	0.0268	0.0010	0.0135	0.0010	0.0005	0.0079	0.0019
58	APPLIANCES & RECEIVERS, HOUSEHOLD.....	--	0.0216	0.0011	0.0050	0.0005	0.0004	0.0066	0.0004
59	OTHER ELECTRICAL PRODUCTS.....	--	0.0161	0.0011	0.0048	0.0005	0.0004	0.0065	0.0163
60	CEMENT & CONCRETE PRODUCTS.....	--	0.0099	0.0004	0.0043	0.0004	0.0004	0.0067	0.0006
61	OTHER NON-METALLIC MINERAL PROD.....	--	0.0212	0.0006	0.0093	0.0006	0.0005	0.0074	0.0015
62	GASOLINE & FUEL OIL.....	--	0.0032	0.0002	0.0015	0.0001	0.0002	0.0033	0.0003
63	OTHER PETROLEUM & COAL PROD.....	--	0.0042	0.0002	0.0019	0.0001	0.0002	0.0043	0.0003
64	INDUSTRIAL CHEMICALS.....	--	0.0449	0.0006	0.0127	0.0007	0.0006	0.0052	0.0005
65	FERTILIZERS.....	--	0.0088	0.0004	0.0078	0.0003	0.0006	0.0048	0.0005
66	PHARMACEUTICALS.....	--	0.0140	0.0004	0.0056	0.0004	0.0005	0.0048	0.0005
67	OTHER CHEMICAL PRODUCTS.....	--	0.0206	0.0007	0.0140	0.0005	0.0006	0.0053	0.0005
68	SCIENTIFIC EQUIPMENT.....	0.0001	0.0308	0.0056	0.0244	0.0031	0.0018	0.0173	0.0009
69	OTHER MANUFACTURED PRODUCTS.....	0.0036	0.0495	0.0051	0.0309	0.0030	0.0016	0.0178	0.0094
70	RESIDENTIAL CONSTRUCTION.....	--	0.0117	0.0005	0.0063	0.0004	0.0004	0.0568	0.0025
71	NON-RESIDENTIAL CONSTRUCTION.....	--	0.0117	0.0005	0.0063	0.0004	0.0004	0.0568	0.0025
72	REPAIR CONSTRUCTION.....	--	0.0117	0.0005	0.0063	0.0004	0.0004	0.0568	0.0025
73	PIPELINE TRANSPORTATION.....	--	0.0097	0.0003	0.0028	0.0002	0.0003	0.0033	0.0004
74	TRANSPORTATION & STORAGE.....	--	0.0098	0.0003	0.0028	0.0002	0.0003	0.0041	0.0004
75	RADIO & TELEVISION BROADCASTING.....	--	0.0021	0.0001	0.0016	0.0001	0.0002	0.0020	0.0004
76	TELEPHONE & TELEGRAPH.....	--	0.0021	0.0001	0.0016	0.0001	0.0002	0.0020	0.0004
77	POSTAL SERVICES.....	--	0.0021	0.0001	0.0016	0.0001	0.0002	0.0020	0.0004
78	ELECTRIC POWER.....	--	0.0014	0.0001	0.0008	--	0.0001	0.0034	0.0002
79	OTHER UTILITIES.....	--	0.0015	0.0001	0.0009	0.0001	0.0001	0.0036	0.0002
80	WHOLESALE MARGINS.....	0.0005	0.0143	0.0017	0.0098	0.0007	0.0032	0.0085	0.0026
81	RETAIL MARGINS.....	--	0.0042	0.0003	0.0021	0.0002	0.0012	0.0027	0.0003
82	IMPLIED RENT OWNER OCOP DWEL.....	--	0.0019	0.0001	0.0010	0.0001	0.0001	0.0093	0.0004
83	OTHER FINANCE, INS. REAL ESTATE.....	--	0.0020	0.0002	0.0017	0.0001	0.0003	0.0041	0.0005
84	BUSINESS SERVICES.....	--	0.0033	0.0002	0.0015	0.0001	0.0002	0.0014	0.0003
85	EDUCATION SERVICES.....	--	0.0028	0.0002	0.0040	0.0002	0.0003	0.0011	0.0002
86	HEALTH SERVICES.....	--	0.0028	0.0002	0.0040	0.0002	0.0003	0.0011	0.0002
87	AMUSEMENT & RECREATION SERVICES.....	0.0001	0.0053	0.0010	0.0031	0.0003	0.0004	0.0033	0.0005
88	ACCOMMODATION & FOOD SERVICES.....	0.0001	0.0052	0.0003	0.0108	0.0005	0.0011	0.0030	0.0008
89	OTHER PERSONAL & MISC. SERVICES.....	--	0.0056	0.0008	0.0050	0.0007	0.0008	0.0088	0.0036
90	TRANSPORTATION MARGINS.....	--	0.0096	0.0003	0.0028	0.0002	0.0003	0.0039	0.0004
91	OPERATING, OFFICE, LAB. & FOOD.....	0.0001	0.0347	0.0024	0.0126	0.0009	0.0027	0.0076	0.0017
92	TRAVEL, ADVERTISING & PROMOTION.....	0.0001	0.0060	0.0003	0.0045	0.0003	0.0005	0.0048	0.0006

TABLE 116. IMPACT (INVERSE) MATRIX (AGGREGATION - M). 1973 - CONTINUED

NO.	COMMODITY AGGREGATION - M	PAPER & ALLIED INDUSTRIES	PRINTING & PUBLISHING	PRIMARY METAL INDUSTRIES	METAL FABRICATING INDUSTRIES	MACHINERY INDUSTRIES	TRANS. EQUIPMENT INDUSTRIES	ELECTRICAL PRODUCTS INDUSTRIES	NON-METAL MINERAL PROD. IND.
1	GRAINS.....	0.0106	0.0081	0.0081	0.0139	0.0061	0.0055	0.0047	0.0039
2	LIVE ANIMALS.....	0.0106	0.0081	0.0081	0.0139	0.0061	0.0055	0.0047	0.0038
3	OTHER AGRICULTURAL PRODUCTS.....	0.0108	0.0082	0.0081	0.0140	0.0061	0.0055	0.0048	0.0039
4	FORESTRY PRODUCTS.....	0.0108	0.0125	0.0105	0.0192	0.0093	0.0085	0.0074	0.0034
5	FISH LANDINGS.....	0.0031	0.0025	0.0076	0.0079	0.0058	0.0262	0.0149	0.0019
6	HUNTING & TRAPPING PRODUCTS.....	0.0031	0.0025	0.0076	0.0079	0.0058	0.0262	0.0149	0.0019
7	IRON ORES & CONCENTRATES.....	0.0084	0.0091	0.0355	0.0129	0.0084	0.0061	0.0055	0.0042
8	OTHER METAL ORES & CONCENTRATES.....	0.0088	0.0093	0.0601	0.0134	0.0083	0.0062	0.0056	0.0045
9	COAL.....	0.0044	0.0070	0.0090	0.0086	0.0047	0.0026	0.0036	0.0037
10	CRUDE MINERAL OILS.....	0.0046	0.0071	0.0090	0.0086	0.0047	0.0026	0.0036	0.0037
11	NATURAL GAS.....	0.0044	0.0070	0.0090	0.0086	0.0047	0.0026	0.0036	0.0037
12	NON-METALLIC MINERALS.....	0.0189	0.0125	0.0150	0.0134	0.0129	0.0065	0.0066	0.0453
13	SERVICES INCIDENTAL TO MINING.....	0.0077	0.0124	0.0220	0.0097	0.0082	0.0048	0.0075	0.0018
14	MEAT PRODUCTS.....	0.0363	0.0183	0.0105	0.0219	0.0050	0.0066	0.0050	0.0104
15	DAIRY PRODUCTS.....	0.0383	0.0188	0.0110	0.0234	0.0051	0.0069	0.0052	0.0114
16	FISH PRODUCTS.....	0.0382	0.0187	0.0110	0.0233	0.0051	0.0070	0.0052	0.0113
17	FRUITS & VEGETABLES PREPARATIONS.....	0.0383	0.0188	0.0110	0.0233	0.0051	0.0069	0.0052	0.0113
18	FEEDS.....	0.0381	0.0189	0.0111	0.0232	0.0051	0.0069	0.0052	0.0112
19	FLOUR WHEAT MEAL & OTHER CEREALS.....	0.0383	0.0188	0.0110	0.0234	0.0051	0.0069	0.0052	0.0114
20	BREAKFAST CEREAL & BAKERY PROD.....	0.0383	0.0188	0.0110	0.0233	0.0051	0.0069	0.0052	0.0113
21	SUGAR.....	0.0383	0.0188	0.0110	0.0234	0.0051	0.0069	0.0052	0.0114
22	MISC. FOOD PRODUCTS.....	0.0379	0.0186	0.0110	0.0232	0.0052	0.0069	0.0052	0.0112
23	SOFT DRINKS.....	0.0383	0.0188	0.0110	0.0234	0.0051	0.0069	0.0052	0.0114
24	ALCOHOLIC BEVERAGES.....	0.0383	0.0188	0.0110	0.0234	0.0051	0.0069	0.0052	0.0114
25	TOBACCO PROCESSED UNMANUFACTURED.....	0.0873	0.0269	0.0068	0.0112	0.0036	0.0041	0.0035	0.0024
26	CIGARETTES & TOBACCO MFG.....	0.0872	0.0269	0.0069	0.0113	0.0036	0.0041	0.0035	0.0024
27	TIRES & TUBES.....	0.0338	0.0165	0.0170	0.0224	0.0043	0.0058	0.0045	0.0059
28	OTHER RUBBER PRODUCTS.....	0.0409	0.0163	0.0186	0.0231	0.0075	0.0155	0.0067	0.0121
29	PLASTIC FABRICATED PRODUCTS.....	0.0975	0.0168	0.0283	0.0462	0.0054	0.0156	0.0086	0.0114
30	LEATHER & LEATHER PRODUCTS.....	0.0295	0.0167	0.0133	0.0218	0.0119	0.0080	0.0057	0.0043
31	YARNS & MAN MADE FIBRES.....	0.0303	0.0135	0.0098	0.0130	0.0039	0.0065	0.0045	0.0029
32	FABRICS.....	0.0324	0.0140	0.0083	0.0113	0.0036	0.0058	0.0041	0.0025
33	OTHER TEXTILE PRODUCTS.....	0.0324	0.0133	0.0118	0.0139	0.0039	0.0066	0.0052	0.0034
34	HOSIERY & KNITTED WEAR.....	0.0207	0.0122	0.0051	0.0027	0.0044	0.0032	0.0017	0.0017
35	CLOTHING & ACCESSORIES.....	0.0194	0.0118	0.0062	0.0092	0.0028	0.0052	0.0035	0.0019
36	LUMBER & TIMBER.....	0.0374	0.0104	0.0127	0.0223	0.0065	0.0074	0.0060	0.0069
37	VENEER & PLYWOOD.....	0.0138	0.0104	0.0165	0.0396	0.0065	0.0074	0.0061	0.0070
38	OTHER WOOD FABRICATED MATERIALS.....	0.0190	0.0105	0.0158	0.0315	0.0066	0.0085	0.0062	0.0081
39	FURNITURE & FIXTURES.....	0.0318	0.0132	0.0611	0.1071	0.0149	0.0124	0.0173	0.0087
40	PULP.....	1.1620	0.0130	0.0150	0.0156	0.0059	0.0066	0.0056	0.0057
41	NEWSPRINT & OTHER PAPER STOCK.....	1.1560	0.0130	0.0150	0.0156	0.0059	0.0066	0.0056	0.0065
42	PAPER PRODUCTS.....	1.0108	0.0457	0.0193	0.0251	0.0058	0.0072	0.0058	0.0059
43	PRINTING & PUBLISHING.....	0.2177	1.0529	0.0077	0.0073	0.0045	0.0043	0.0035	0.0022
44	ADVERTISING PRINT MEDIA.....	0.2035	1.0783	0.0069	0.0064	0.0032	0.0039	0.0034	0.0022
45	IRON & STEEL PRODUCTS.....	0.0099	1.0777	0.0886	0.0143	0.0261	0.0092	0.0092	0.0126
46	ALUMINUM PRODUCTS.....	0.0241	0.0095	1.1103	0.0534	0.0087	0.0101	0.0131	0.0113
47	COPPER & COPPER ALLOY PRODUCTS.....	0.0098	0.0094	1.1368	0.0416	0.0087	0.0108	0.0104	0.0114
48	NICKEL PRODUCTS.....	0.0098	0.0094	1.1423	0.0384	0.0087	0.0093	0.0081	0.0114
49	OTHER NON-FERROUS METAL PRODUCTS.....	0.0118	0.0104	1.0156	0.0577	0.0223	0.0148	0.0144	0.0120
50	BOILERS, TANKS & PLATES.....	0.0139	0.0102	0.2525	1.0781	0.0318	0.0195	0.0141	0.0106
51	FABRICATED STRUCTURAL METAL PROD.....	0.0127	0.0102	0.3688	0.9266	0.0207	0.0205	0.0193	0.0169
52	OTHER METAL FABRICATED PRODUCTS.....	0.0138	0.0105	0.2958	0.9346	0.0429	0.0318	0.0408	0.0146
53	AGRICULTURAL MACHINERY.....	0.0107	0.0129	0.1155	0.1128	0.9966	0.0306	0.0382	0.0065
54	OTHER INDUSTRIAL MACHINERY.....	0.0247	0.0130	0.1758	0.1912	0.7732	0.0597	0.0587	0.0111
55	MOTOR VEHICLES.....	0.0087	0.0084	0.0917	0.0488	0.0172	1.0666	0.0186	0.0088
56	MOTOR VEHICLE PARTS.....	0.0104	0.0089	0.1994	0.0801	0.0129	0.9618	0.0182	0.0128
57	OTHER TRANSPORT EQUIPMENT.....	0.0090	0.0087	0.0917	0.0665	0.0432	0.9625	0.0182	0.0086
58	APPLIANCES & RECEIVERS HOUSEHOLD.....	0.0173	0.0134	0.1494	0.0798	0.0584	0.0232	0.9909	0.0117
59	OTHER ELECTRICAL PRODUCTS.....	0.0165	0.0132	0.1412	0.0603	0.0674	0.0308	0.9315	0.0093
60	CEMENT & CONCRETE PRODUCTS.....	0.0314	0.0127	0.0177	0.0204	0.0068	0.0068	0.0075	1.1179
61	OTHER NON-METALLIC MINERAL PROD.....	0.0390	0.0128	0.0265	0.0413	0.0069	0.0081	0.0125	1.0509
62	GASOLINE & FUEL OIL.....	0.0061	0.0079	0.0087	0.0112	0.0034	0.0033	0.0035	0.0039
63	OTHER PETROLEUM & COAL PROD.....	0.0228	0.0094	0.0414	0.0120	0.0040	0.0037	0.0038	0.0099
64	INDUSTRIAL CHEMICALS.....	0.0454	0.0251	0.0488	0.0206	0.0055	0.0065	0.0056	0.0133
65	FERTILIZERS.....	0.0256	0.0172	0.0153	0.0156	0.0100	0.0066	0.0063	0.0056
66	PHARMACEUTICALS.....	0.0380	0.0260	0.0235	0.0205	0.0055	0.0065	0.0055	0.0097
67	OTHER CHEMICAL PRODUCTS.....	0.0380	0.0250	0.0276	0.0241	0.0062	0.0165	0.0061	0.0187
68	SCIENTIFIC EQUIPMENT.....	0.0468	0.0222	0.0712	0.0501	0.0186	0.0161	0.0519	0.0107
69	OTHER MANUFACTURED PRODUCTS.....	0.0509	0.0234	0.0703	0.0922	0.0072	0.0085	0.0216	0.0163
70	RESIDENTIAL CONSTRUCTION.....	0.0153	0.0078	0.0594	0.0833	0.0105	0.0095	0.0298	0.0590
71	NON-RESIDENTIAL CONSTRUCTION.....	0.0153	0.0078	0.0594	0.0833	0.0105	0.0095	0.0298	0.0590
72	REPAIR CONSTRUCTION.....	0.0153	0.0078	0.0594	0.0833	0.0105	0.0095	0.0298	0.0590
73	PIPELINE TRANSPORTATION.....	0.0070	0.0097	0.0081	0.0100	0.0046	0.0157	0.0062	0.0034
74	TRANSPORTATION & STORAGE.....	0.0071	0.0098	0.0085	0.0101	0.0047	0.0160	0.0063	0.0034
75	RADIO & TELEVISION BROADCASTING.....	0.0049	0.0114	0.0056	0.0058	0.0033	0.0025	0.0177	0.0020
76	TELEPHONE & TELEGRAPH.....	0.0049	0.0114	0.0056	0.0058	0.0033	0.0025	0.0177	0.0020
77	POSTAL SERVICES.....	0.0049	0.0114	0.0056	0.0058	0.0033	0.0025	0.0177	0.0020
78	ELECTRIC POWER.....	0.0052	0.0038	0.0133	0.0059	0.0016	0.0019	0.0027	0.0033
79	OTHER UTILITIES.....	0.0065	0.0038	0.0043	0.0058	0.0016	0.0018	0.0025	0.0032
80	WHOLESALE MARGINS.....	0.0220	0.0226	0.0227	0.0266	0.0183	0.0746	0.0319	0.0082
81	RETAIL MARGINS.....	0.0295	0.0156	0.0069	0.0032	0.0029	0.0032	0.0032	0.0016
82	IMPUTED RENT OWNER OC'D, DWEL.....	0.0026	0.0014	0.0097	0.0137	0.0017	0.0016	0.0049	0.0097
83	OTHER FINANCE INS. REAL ESTATE.....	0.0058	0.0134	0.0051	0.0076	0.0028	0.0025	0.0035	0.0036
84	BUSINESS SERVICES.....	0.0087	0.0161	0.0056	0.0072	0.0169	0.0056	0.0046	0.0012
85	EDUCATION SERVICES.....	0.0058	0.0093	0.0038	0.0054	0.0033	0.0027	0.0035	0.0012
86	HEALTH SERVICES.....	0.0058	0.0093	0.0038	0.0054	0.0033	0.0027	0.0035	0.0012
87	AMUSEMENT & RECREATION SERVICES.....	0.0129	0.0286	0.0079	0.0129	0.0061	0.0048	0.0061	0.0025
88	ACCOMMODATION & FOOD SERVICES.....	0.0229	0.0135	0.0057	0.0095	0.0040	0.0049	0.0044	0.0050
89	OTHER PERSONAL & MISC. SERVICES.....	0.0149	0.0144	0.0146	0.0239	0.0179	0.0167	0.0168	0.0040
90	TRANSPORTATION MARGINS.....	0.0069	0.0095	0.0083	0.0098	0.0045	0.0155	0.0061	0.0033
91	OPERATING OFFICE, LAB. & FOOD.....	0.0618	0.0655	0.0391	0.0693	0.0455	0.0284	0.0361	0.0088
92	TRAVEL, ADVERTISING & PROMOTION.....	0.0541	0.2419	0.0069	0.0084	0.0049	0.0084	0.0064	0.0028

TABLE 116. IMPACT (INVERSE) MATRIX (AGGREGATION - M), 1973 - CONTINUED

COMMODITY AGGREGATION - M	PETROLEUM & COAL PROD. IND.	CHEMICAL & CHEMICAL PROD. IND.	MISC. MANUFAC- TURING	CONSTR. INDUSTRY	TRANS. & STORAGE	COMMUNI- CATION	ELEC POWER GAS, OTHER UTILITIES	WHOLESALE TRADE
NO.								
1 GRAINS.....	0.0332	0.0328	0.0029	0.0250	0.0358	0.0079	0.0107	0.0378
2 LIVE ANIMALS.....	0.0332	0.0328	0.0029	0.0250	0.0358	0.0079	0.0107	0.0378
3 OTHER AGRICULTURAL PRODUCTS.....	0.0330	0.0327	0.0029	0.0249	0.0364	0.0080	0.0107	0.0378
4 FORESTRY PRODUCTS.....	0.0276	0.0125	0.0042	0.0282	0.1340	0.0120	0.0071	0.0358
5 FISH LANDINGS.....	0.0346	0.0065	0.0058	0.0049	0.0223	0.0049	0.0028	0.0211
6 HUNTING & TRAPPING PRODUCTS.....	0.0346	0.0065	0.0058	0.0049	0.0223	0.0049	0.0028	0.0211
7 IRON ORES & CONCENTRATES.....	0.0130	0.0216	0.0031	0.0200	0.0297	0.0067	0.0243	0.0251
8 OTHER METAL ORES & CONCENTRATES.....	0.0130	0.0219	0.0154	0.0198	0.0302	0.0069	0.0243	0.0260
9 COAL.....	0.0060	0.0066	0.0015	0.0536	0.0159	0.0112	0.0176	0.0125
10 CRUDE MINERAL OILS.....	0.0061	0.0105	0.0015	0.0535	0.0161	0.0112	0.0177	0.0126
11 NATURAL GAS.....	0.0060	0.0066	0.0015	0.0536	0.0159	0.0112	0.0176	0.0125
12 NON-METALLIC MINERALS.....	0.0267	0.0157	0.0044	0.0178	0.0374	0.0096	0.0282	0.0347
13 SERVICES INCIDENTAL TO MINING.....	0.0142	0.0097	0.0027	0.0070	0.0454	0.0113	0.0100	0.0214
14 MEAT PRODUCTS.....	0.0189	0.0111	0.0045	0.0153	0.0807	0.0147	0.0127	0.0408
15 DAIRY PRODUCTS.....	0.0192	0.0275	0.0047	0.0153	0.0640	0.0138	0.0121	0.0432
16 FISH PRODUCTS.....	0.0192	0.0278	0.0049	0.0152	0.0638	0.0137	0.0121	0.0436
17 FRUITS & VEGETABLES PREPARATIONS.....	0.0192	0.0276	0.0047	0.0153	0.0640	0.0138	0.0121	0.0449
18 FEEDS.....	0.0193	0.0482	0.0047	0.0152	0.0639	0.0140	0.0124	0.0522
19 FLOUR, WHEAT MEAL & OTHER CEREALS.....	0.0192	0.0275	0.0047	0.0153	0.0640	0.0138	0.0121	0.0432
20 BREAKFAST CEREAL & BAKERY PROD.....	0.0192	0.0275	0.0047	0.0153	0.0640	0.0138	0.0121	0.0464
21 SUGAR.....	0.0192	0.0275	0.0047	0.0153	0.0640	0.0138	0.0121	0.0432
22 MISC. FOOD PRODUCTS.....	0.0194	0.0315	0.0047	0.0154	0.0635	0.0138	0.0122	0.0431
23 SOFT DRINKS.....	0.0192	0.0275	0.0047	0.0153	0.0640	0.0138	0.0121	0.0432
24 ALCOHOLIC BEVERAGES.....	0.0192	0.0275	0.0047	0.0153	0.0640	0.0138	0.0121	0.0432
25 TOBACCO PROCESSED UNMANUFACTURED.....	0.0132	0.0209	0.0062	0.0154	0.0472	0.0161	0.0099	0.0242
26 CIGARETTES & TOBACCO MFG.....	0.0132	0.0209	0.0071	0.0153	0.0472	0.0162	0.0099	0.0254
27 TIRES & TUBES.....	0.0116	0.1605	0.0075	0.0093	0.0420	0.0159	0.0175	0.0113
28 OTHER RUBBER PRODUCTS.....	0.0113	0.1378	0.0378	0.0093	0.0420	0.0159	0.0166	0.0146
29 PLASTIC FABRICATED PRODUCTS.....	0.0129	0.1669	0.0437	0.0099	0.0451	0.0159	0.0187	0.0127
30 LEATHER & LEATHER PRODUCTS.....	0.0085	0.0492	0.0339	0.0089	0.0422	0.0171	0.0106	0.0659
31 YARNS & MAN MADE FIBRES.....	0.0108	0.1010	0.0190	0.0085	0.0374	0.0134	0.0155	0.0397
32 FABRICS.....	0.0091	0.0582	0.0171	0.0078	0.0345	0.0129	0.0139	0.0355
33 OTHER TEXTILE PRODUCTS.....	0.0100	0.0675	0.0349	0.0083	0.0367	0.0135	0.0149	0.0509
34 HOSIERY & KNITTED WEAR.....	0.0060	0.0296	0.0125	0.0061	0.0275	0.0129	0.0092	0.0327
35 CLOTHING & ACCESSORIES.....	0.0056	0.0235	0.0231	0.0059	0.0270	0.0136	0.0079	0.0423
36 LUMBER & TIMBER.....	0.0157	0.0152	0.0038	0.0178	0.0786	0.0116	0.0140	0.0438
37 VENEER & PLYWOOD.....	0.0153	0.0147	0.0039	0.0176	0.0777	0.0116	0.0135	0.0435
38 OTHER WOOD FABRICATED MATERIALS.....	0.0152	0.0189	0.0063	0.0174	0.0767	0.0117	0.0136	0.0445
39 FURNITURE & FIXTURES.....	0.0082	0.0296	0.0156	0.0096	0.0436	0.0145	0.0117	0.0574
40 PULP.....	0.0259	0.0430	0.0048	0.0162	0.0839	0.0115	0.0378	0.0374
41 NEWSPRINT & OTHER PAPER STOCK.....	0.0259	0.0436	0.0053	0.0162	0.0838	0.0115	0.0376	0.0376
42 PAPER PRODUCTS.....	0.0238	0.0495	0.0540	0.0153	0.0783	0.0127	0.0345	0.0380
43 PRINTING & PUBLISHING.....	0.0087	0.0249	0.0055	0.0089	0.0460	0.0292	0.0130	0.0256
44 ADVERTISING, PRINT MEDIA.....	0.0084	0.0236	0.0047	0.0088	0.0454	0.0295	0.0126	0.0234
45 IRON & STEEL PRODUCTS.....	0.0151	0.0195	0.0075	0.0165	0.0455	0.0097	0.0285	0.0555
46 ALUMINUM PRODUCTS.....	0.0156	0.0200	0.0076	0.0169	0.0461	0.0096	0.0294	0.0561
47 COPPER & COPPER ALLOY PRODUCTS.....	0.0156	0.0196	0.0076	0.0170	0.0457	0.0095	0.0295	0.0565
48 NICKEL PRODUCTS.....	0.0156	0.0203	0.0076	0.0170	0.0458	0.0095	0.0296	0.0567
49 OTHER NON-FERROUS METAL PRODUCTS.....	0.0152	0.0426	0.0516	0.0162	0.0458	0.0107	0.0279	0.0545
50 BOILERS, TANKS & PLATES.....	0.0082	0.0200	0.0051	0.0104	0.0430	0.0130	0.0146	0.0406
51 FABRICATED STRUCTURAL METAL PROD.....	0.0092	0.0202	0.0073	0.0113	0.0435	0.0126	0.0167	0.0442
52 OTHER METAL FABRICATED PRODUCTS.....	0.0088	0.0276	0.0093	0.0107	0.0433	0.0132	0.0155	0.0442
53 AGRICULTURAL MACHINERY.....	0.0067	0.0156	0.0054	0.0094	0.0407	0.0172	0.0109	0.0466
54 OTHER INDUSTRIAL MACHINERY.....	0.0078	0.0202	0.0129	0.0100	0.0417	0.0183	0.0124	0.0452
55 MOTOR VEHICLES.....	0.0056	0.0142	0.0061	0.0066	0.0356	0.0106	0.0090	0.0130
56 MOTOR VEHICLE PARTS.....	0.0061	0.0218	0.0067	0.0069	0.0361	0.0109	0.0099	0.0134
57 OTHER TRANSPORT EQUIPMENT.....	0.0072	0.0152	0.0093	0.0080	0.0385	0.0114	0.0093	0.0161
58 APPLIANCES & RECEIVERS, HOUSEHOLD.....	0.0070	0.0267	0.0190	0.0089	0.0400	0.0218	0.0117	0.0366
59 OTHER ELECTRICAL PRODUCTS.....	0.0069	0.0270	0.0109	0.0088	0.0399	0.0278	0.0113	0.0367
60 CEMENT & CONCRETE PRODUCTS.....	0.0227	0.0271	0.0068	0.0125	0.0668	0.0131	0.0296	0.0353
61 OTHER NON-METALLIC MINERAL PROD.....	0.0214	0.0295	0.0162	0.0124	0.0656	0.0133	0.0289	0.0369
62 GASOLINE & FUEL OIL.....	0.0147	0.0338	0.0064	0.0441	0.0704	0.0101	0.0157	0.0133
63 OTHER PETROLEUM & COAL PROD.....	0.0907	0.1261	0.0070	0.0422	0.0633	0.0115	0.0188	0.0170
64 INDUSTRIAL CHEMICALS.....	0.0362	1.0669	0.0132	0.0159	0.0690	0.0219	0.0322	0.0383
65 FERTILIZERS.....	0.0289	0.0009	0.0060	0.0155	0.0483	0.0137	0.0303	0.0368
66 PHARMACEUTICALS.....	0.0361	1.1306	0.0089	0.0161	0.0705	0.0225	0.0327	0.0380
67 OTHER CHEMICAL PRODUCTS.....	0.0364	1.0273	0.0138	0.0159	0.0691	0.0217	0.0310	0.0382
68 SCIENTIFIC EQUIPMENT.....	0.0095	0.0614	0.0217	0.0101	0.0434	0.0209	0.0126	0.0390
69 OTHER MANUFACTURED PRODUCTS.....	0.0258	0.1077	0.0766	0.0109	0.0457	0.0206	0.0139	0.0787
70 RESIDENTIAL CONSTRUCTION.....	0.0130	0.0162	0.0064	1.0076	0.0489	0.0117	0.0074	0.0529
71 NON-RESIDENTIAL CONSTRUCTION.....	0.0130	0.0162	0.0064	1.0076	0.0489	0.0117	0.0074	0.0529
72 REPAIR CONSTRUCTION.....	0.0130	0.0162	0.0064	1.0076	0.0489	0.0117	0.0074	0.0529
73 PIPELINE TRANSPORTATION.....	0.0381	0.0087	0.0030	0.0378	1.1169	0.0211	0.0288	0.0315
74 TRANSPORTATION & STORAGE.....	0.0386	0.0088	0.0031	0.0375	1.1352	0.0214	0.0099	0.0319
75 RADIO & TELEVISION BROADCASTING.....	0.0042	0.0039	0.0026	0.0256	0.0396	1.0349	0.0053	0.0097
76 TELEPHONE & TELEGRAPH.....	0.0042	0.0039	0.0026	0.0256	0.0396	1.0349	0.0053	0.0097
77 POSTAL SERVICES.....	0.0042	0.0039	0.0026	0.0256	0.0396	1.0349	0.0053	0.0097
78 ELECTRIC POWER.....	0.0126	0.0028	0.0011	0.0507	0.0240	0.0068	1.0003	0.0112
79 OTHER UTILITIES.....	0.0125	0.0035	0.0012	0.0501	0.0189	0.0069	0.9912	0.0111
80 WHOLESALE MARGINS.....	0.0139	0.0339	0.0144	0.0083	0.0482	0.0288	0.0090	0.0055
81 RETAIL MARGINS.....	0.0096	0.0067	0.0030	0.0128	0.0324	0.0280	0.0219	0.0143
82 IMPUTED RENT OWNER OCPI DWEL.....	0.0022	0.0017	0.0011	0.1650	0.0082	0.0022	0.0011	0.0088
83 OTHER FINANCE, INS. REAL ESTATE.....	0.0084	0.0040	0.0017	0.0508	0.0185	0.0299	0.0090	0.0136
84 BUSINESS SERVICES.....	0.0052	0.0070	0.0026	0.0059	0.0222	0.0370	0.0046	0.0171
85 EDUCATION SERVICES.....	0.0058	0.0175	0.0079	0.0053	0.0139	0.0300	0.0045	0.0150
86 HEALTH SERVICES.....	0.0058	0.0175	0.0079	0.0053	0.0139	0.0301	0.0045	0.0150
87 AMUSEMENT & RECREATION SERVICES.....	0.0084	0.0097	0.0178	0.0179	0.0339	0.0362	0.0163	0.0231
88 ACCOMMODATION & FOOD SERVICES.....	0.0125	0.0114	0.0042	0.0117	0.0382	0.0168	0.0157	0.0289
89 OTHER PERSONAL & MISC. SERVICES.....	0.0115	0.0176	0.0144	0.0350	0.0510	0.0254	0.0207	0.1440
90 TRANSPORTATION MARGINS.....	0.0375	0.0085	0.0030	0.0364	1.1036	0.0208	0.0096	0.0110
91 OPERATING, OFFICE LAB & FOOD.....	0.0103	0.0565	0.0208	0.0117	0.0597	0.0159	0.0113	0.1154
92 TRAVEL, ADVERTISING & PROMOTION.....	0.0261	0.0131	0.0107	0.0150	0.2132	0.1082	0.0097	0.0338

TABLE 116. IMPACT (INVERSE) MATRIX (AGGREGATION - M), 1973 - CONTINUED

NO.	COMMODITY AGGREGATION - M	RETAIL TRADE	OWNER OCCUPIED DWELLINGS	FINANCE, INS. & REAL EST.	EDUCATION & HEALTH SERVICES	AMUSEMENT RECREATION SERVICES	SERVICE TO BUSINESS MANAGEMENT	ACCOMMODA- TION/FOOD SERVICES	PERSONAL & MISC. SERVICES
1	GRAINS.....	0.0150	--	0.0470	--	0.0005	0.0108	0.0028	0.0046
2	LIVE ANIMALS.....	0.0150	--	0.0470	--	0.0005	0.0108	0.0027	0.0046
3	OTHER AGRICULTURAL PRODUCTS.....	0.0166	--	0.0474	--	0.0005	0.0109	0.0028	0.0047
4	FORESTRY PRODUCTS.....	0.0292	--	0.1407	0.0001	0.0007	0.0215	0.0043	0.0185
5	FISH LANDINGS.....	0.0070	--	0.0191	--	0.0002	0.0061	0.0013	0.0028
6	HUNTING & TRAPPING PRODUCTS.....	0.0070	--	0.0191	--	0.0002	0.0061	0.0013	0.0028
7	IRON ORES & CONCENTRATES.....	0.0133	--	0.0330	--	0.0004	0.0227	0.0023	0.0070
8	OTHER METAL ORES & CONCENTRATES.....	0.0132	--	0.0331	--	0.0004	0.0226	0.0024	0.0069
9	COAL.....	0.0075	--	0.1894	0.0001	0.0007	0.0469	0.0038	0.0035
10	CRUDE MINERAL OILS.....	0.0075	--	0.1890	0.0001	0.0007	0.0468	0.0039	0.0035
11	NATURAL GAS.....	0.0075	--	0.1894	0.0001	0.0007	0.0469	0.0038	0.0035
12	NON-METALLIC MINERALS.....	0.0181	--	0.0521	--	0.0006	0.0232	0.0036	0.0099
13	SERVICES INCIDENTAL TO MINING.....	0.0127	--	0.0386	--	0.0008	0.0167	0.0056	0.0060
14	MEAT PRODUCTS.....	0.0934	--	0.0390	--	0.0011	0.0177	0.0086	0.0054
15	DAIRY PRODUCTS.....	0.0189	--	0.0353	--	0.0011	0.0177	0.0088	0.0054
16	FISH PRODUCTS.....	0.0189	--	0.0352	--	0.0011	0.0177	0.0088	0.0054
17	FRUITS & VEGETABLES PREPARATIONS.....	0.0189	--	0.0353	--	0.0011	0.0177	0.0088	0.0054
18	FEEDS.....	0.0188	--	0.0356	--	0.0012	0.0180	0.0089	0.0055
19	FLOUR,WHEAT,MEAL & OTHER CEREALS.....	0.0189	--	0.0353	--	0.0011	0.0177	0.0088	0.0054
20	BREAKFAST CEREAL & BAKERY PROD.....	0.0189	--	0.0354	--	0.0011	0.0177	0.0088	0.0054
21	SUGAR.....	0.0189	--	0.0353	--	0.0011	0.0177	0.0088	0.0054
22	MISC. FOOD PRODUCTS.....	0.0214	--	0.0356	--	0.0011	0.0176	0.0087	0.0054
23	SOFT DRINKS.....	0.0189	--	0.0353	--	0.0011	0.0177	0.0088	0.0054
24	ALCOHOLIC BEVERAGES.....	0.0189	--	0.0353	--	0.0011	0.0177	0.0088	0.0054
25	TOBACCO PROCESSED UNMANUFACTURED.....	0.0118	--	0.0390	--	0.0019	0.0221	0.0158	0.0045
26	CIGARETTES & TOBACCO MFG.....	0.0118	--	0.0390	--	0.0019	0.0221	0.0158	0.0045
27	TIRES & TUBES.....	0.0099	--	0.0348	--	0.0012	0.0228	0.0089	0.0050
28	OTHER RUBBER PRODUCTS.....	0.0107	--	0.0354	--	0.0012	0.0225	0.0087	0.0052
29	PLASTIC FABRICATED PRODUCTS.....	0.0104	--	0.0358	--	0.0012	0.0228	0.0087	0.0054
30	LEATHER & LEATHER PRODUCTS.....	0.0180	--	0.0431	--	0.0012	0.0223	0.0089	0.0068
31	YARNS & MAN MADE FIBRES.....	0.0087	--	0.0286	--	0.0009	0.0183	0.0066	0.0042
32	FABRICS.....	0.0086	--	0.0289	--	0.0009	0.0170	0.0062	0.0040
33	OTHER TEXTILE PRODUCTS.....	0.0111	--	0.0290	--	0.0009	0.0182	0.0065	0.0042
34	HOSIERY & KNITTED WEAR.....	0.0117	--	0.0329	--	0.0009	0.0151	0.0059	0.0034
35	CLOTHING & ACCESSORIES.....	0.0148	--	0.0347	--	0.0009	0.0159	0.0063	0.0031
36	LUMBER & TIMBER.....	0.0178	--	0.0767	--	0.0006	0.0173	0.0040	0.0105
37	VENEER & PLYWOOD.....	0.0177	--	0.0762	--	0.0006	0.0173	0.0040	0.0104
38	OTHER WOOD FABRICATED MATERIALS.....	0.0174	--	0.0750	--	0.0006	0.0174	0.0041	0.0102
39	FURNITURE & FIXTURES.....	0.0095	--	0.0389	--	0.0009	0.0178	0.0063	0.0047
40	PULP.....	0.0163	--	0.0472	--	0.0007	0.0185	0.0047	0.0094
41	NEWSPRINT & OTHER PAPER STOCK.....	0.0163	--	0.0473	--	0.0007	0.0185	0.0047	0.0094
42	PAPER PRODUCTS.....	0.0155	--	0.0461	--	0.0008	0.0192	0.0053	0.0088
43	PRINTING & PUBLISHING.....	0.0109	--	0.0376	--	0.0014	0.0255	0.0088	0.0053
44	ADVERTISING,PRINT MEDIA.....	0.0108	--	0.0374	--	0.0015	0.0256	0.0089	0.0052
45	IRON & STEEL PRODUCTS.....	0.0116	--	0.0270	--	0.0005	0.0192	0.0033	0.0061
46	ALUMINUM PRODUCTS.....	0.0118	--	0.0274	--	0.0005	0.0190	0.0033	0.0062
47	COPPER & COPPER ALLOY PRODUCTS.....	0.0117	--	0.0271	--	0.0005	0.0190	0.0032	0.0062
48	NICKEL PRODUCTS.....	0.0118	--	0.0271	--	0.0005	0.0190	0.0032	0.0062
49	OTHER NON FERROUS METAL PRODUCTS.....	0.0116	--	0.0285	--	0.0006	0.0196	0.0040	0.0061
50	BOILERS, TANKS & PLATES.....	0.0099	--	0.0265	--	0.0007	0.0187	0.0049	0.0053
51	FABRICATED STRUCTURAL METAL PROD.....	0.0102	--	0.0267	--	0.0007	0.0188	0.0047	0.0054
52	OTHER METAL FABRICATED PRODUCTS.....	0.0100	--	0.0271	--	0.0008	0.0191	0.0050	0.0053
53	AGRICULTURAL MACHINERY.....	0.0086	--	0.0334	--	0.0010	0.0214	0.0065	0.0043
54	OTHER INDUSTRIAL MACHINERY.....	0.0091	--	0.0330	--	0.0009	0.0214	0.0062	0.0046
55	MOTOR VEHICLES.....	0.0070	--	0.0185	--	0.0006	0.0324	0.0042	0.0034
56	MOTOR VEHICLE PARTS.....	0.0073	--	0.0195	--	0.0007	0.0312	0.0045	0.0036
57	OTHER TRANSPORT EQUIPMENT.....	0.0079	--	0.0202	--	0.0007	0.0313	0.0046	0.0038
58	APPLIANCES & RECEIVERS,HOUSEHOLD.....	0.0089	--	0.0310	--	0.0011	0.0198	0.0072	0.0044
59	OTHER ELECTRICAL PRODUCTS.....	0.0092	--	0.0305	--	0.0012	0.0199	0.0070	0.0043
60	CEMENT & CONCRETE PRODUCTS.....	0.0155	--	0.0306	--	0.0007	0.0185	0.0050	0.0085
61	OTHER NON-METALLIC MINERAL PROD.....	0.0152	--	0.0309	--	0.0008	0.0186	0.0052	0.0084
62	GASOLINE & FUEL OIL.....	0.0073	--	0.0805	0.0001	0.0007	0.0282	0.0046	0.0036
63	OTHER PETROLEUM & COAL PROD.....	0.0085	--	0.0957	0.0001	0.0008	0.0316	0.0053	0.0042
64	INDUSTRIAL CHEMICALS.....	0.0156	--	0.0449	--	0.0018	0.0308	0.0138	0.0080
65	FERTILIZERS.....	0.0181	--	0.0438	--	0.0010	0.0249	0.0070	0.0098
66	PHARMACEUTICALS.....	0.0160	--	0.0455	--	0.0019	0.0314	0.0143	0.0081
67	OTHER CHEMICAL PRODUCTS.....	0.0159	--	0.0444	--	0.0018	0.0303	0.0136	0.0079
68	SCIENTIFIC EQUIPMENT.....	0.0109	--	0.0474	--	0.0016	0.0256	0.0115	0.0055
69	OTHER MANUFACTURED PRODUCTS.....	0.0112	--	0.0473	--	0.0015	0.0256	0.0112	0.0056
70	RESIDENTIAL CONSTRUCTION.....	0.0176	--	0.0368	--	0.0006	0.0404	0.0039	0.0077
71	NON-RESIDENTIAL CONSTRUCTION.....	0.0176	--	0.0368	--	0.0006	0.0404	0.0039	0.0077
72	REPAIR CONSTRUCTION.....	0.0176	--	0.0368	--	0.0006	0.0404	0.0039	0.0077
73	PIPELINE TRANSPORTATION.....	0.0234	--	0.0421	--	0.0009	0.0205	0.0092	0.0112
74	TRANSPORTATION & STORAGE.....	0.0247	--	0.0426	--	0.0010	0.0207	0.0093	0.0113
75	RADIO & TELEVISION BROADCASTING.....	0.0150	--	0.0233	--	0.0193	0.0202	0.0041	0.0037
76	TELEPHONE & TELEGRAPH.....	0.0150	--	0.0233	--	0.0193	0.0202	0.0041	0.0037
77	POSTAL SERVICES.....	0.0150	--	0.0233	--	0.0193	0.0202	0.0041	0.0037
78	ELECTRIC POWER.....	0.0058	--	0.0280	--	0.0003	0.0113	0.0018	0.0034
79	OTHER UTILITIES.....	0.0059	--	0.0289	--	0.0003	0.0113	0.0019	0.0243
80	WHOLESALE MARGINS.....	0.0121	--	0.0534	--	0.0016	0.0346	0.0108	0.0053
81	RETAIL MARGINS.....	0.9971	--	0.0804	0.0001	0.0048	0.0209	0.0122	0.0059
82	IMPLIED RENT OWNER OCCUP. DWEL.....	0.0030	1.0000	0.0159	--	0.0001	0.0069	0.0007	0.0013
83	OTHER FINANCE,INS.,REAL ESTATE.....	0.0135	--	0.0678	0.0007	0.0021	0.0375	0.0101	0.0046
84	BUSINESS SERVICES.....	0.0152	--	0.0589	--	0.0025	0.0151	0.0082	0.0085
85	EDUCATION SERVICES.....	0.0115	--	0.0420	1.0003	0.0010	0.0180	0.0032	0.0067
86	HEALTH SERVICES.....	0.0115	--	0.0420	1.0003	0.0010	0.0180	0.0032	0.0067
87	AMUSEMENT & RECREATION SERVICES.....	0.0407	--	0.1164	0.0001	1.0457	0.0372	0.0155	0.0122
88	ACCOMMODATION & FOOD SERVICES.....	0.0613	--	0.0609	--	0.0160	0.0191	0.0481	0.0061
89	OTHER PERSONAL & MISC. SERVICES.....	0.3238	--	0.0944	0.0001	0.0014	0.1570	0.0125	0.2862
90	TRANSPORTATION MARGINS.....	0.0241	--	0.0414	--	0.0009	0.0201	0.0091	0.0110
91	OPERATING, OFFICE, LAB & FOOD.....	0.0918	--	0.0364	--	0.0010	0.0363	0.0063	0.0464
92	TRAVEL, ADVERTISING & PROMOTION.....	0.0406	--	0.0403	--	0.0199	0.1013	0.1802	0.0107

TABLE 116. IMPACT (INVERSE) MATRIX (AGGREGATION - M), 1973 - CONCLUDED

NO.	COMMODITY AGGREGATION - M	TRANS MARGINS	OPERATING OFFICE LAB & FOOD	TRAVEL PROMOTION, ADVIG
1	GRAINS.....	0.0227	0.0716	0.0134
2	LIVE ANIMALS.....	0.0226	0.0716	0.0134
3	OTHER AGRICULTURAL PRODUCTS.....	0.0227	0.0718	0.0137
4	FORESTRY PRODUCTS.....	0.0111	0.1418	0.0166
5	FISH LANDINGS.....	0.0092	0.0160	0.0056
6	HUNTING & TRAPPING PRODUCTS.....	0.0092	0.0160	0.0056
7	IRON ORES & CONCENTRATES.....	0.0121	0.1122	0.0108
8	OTHER METAL ORES & CONCENTRATES.....	0.0126	0.1110	0.0116
9	COAL.....	0.0047	0.0397	0.0176
10	CRUDE MINERAL OILS.....	0.0048	0.0398	0.0178
11	NATURAL GAS.....	0.0047	0.0397	0.0176
12	NON-METALLIC MINERALS.....	0.0150	0.1293	0.0177
13	SERVICES INCIDENTAL TO MINING.....	0.0087	0.0934	0.0296
14	MEAT PRODUCTS.....	0.0356	0.0583	0.0469
15	DAIRY PRODUCTS.....	0.0385	0.0580	0.0477
16	FISH PRODUCTS.....	0.0383	0.0578	0.0476
17	FRUITS & VEGETABLES PREPARATIONS.....	0.0384	0.0580	0.0478
18	FEEDS.....	0.0382	0.0580	0.0483
19	FLOUR, WHEAT MEAL & OTHER CEREALS.....	0.0385	0.0580	0.0477
20	BREAKFAST CEREAL & BAKERY PROD.....	0.0384	0.0580	0.0478
21	SUGAR.....	0.0385	0.0580	0.0477
22	MISC. FOOD PRODUCTS.....	0.0382	0.0582	0.0474
23	SOFT DRINKS.....	0.0385	0.0580	0.0477
24	ALCOHOLIC BEVERAGES.....	0.0385	0.0580	0.0477
25	TOBACCO PROCESSED UNMANUFACTURED.....	0.0214	0.0468	0.0887
26	CIGARETTES & TOBACCO MFG.....	0.0214	0.0468	0.0886
27	TIRES & TUBES.....	0.0239	0.0540	0.0491
28	OTHER RUBBER PRODUCTS.....	0.0240	0.0541	0.0478
29	PLASTIC FABRICATED PRODUCTS.....	0.0256	0.0571	0.0477
30	LEATHER & LEATHER PRODUCTS.....	0.0238	0.0536	0.0485
31	YARNS & MAN MADE FIBRES.....	0.0222	0.0503	0.0360
32	FABRICS.....	0.0206	0.0478	0.0336
33	OTHER TEXTILE PRODUCTS.....	0.0216	0.0499	0.0356
34	HOSIERY & KNITTED WEAR.....	0.0153	0.0362	0.0322
35	CLOTHING & ACCESSORIES.....	0.0142	0.0319	0.0344
36	LUMBER & TIMBER.....	0.0305	0.0981	0.0182
37	VENEER & PLYWOOD.....	0.0302	0.0973	0.0182
38	OTHER WOOD FABRICATED MATERIALS.....	0.0301	0.0957	0.0191
39	FURNITURE & FIXTURES.....	0.0248	0.0487	0.0342
40	PULP.....	0.0474	0.0961	0.0228
41	NEWSPRINT & OTHER PAPER STOCK.....	0.0473	0.0960	0.0229
42	PAPER PRODUCTS.....	0.0441	0.0900	0.0269
43	PRINTING & PUBLISHING.....	0.0258	0.0476	0.0485
44	ADVERTISING, PRINT MEDIA.....	0.0254	0.0468	0.0489
45	IRON & STEEL PRODUCTS.....	0.0278	0.0878	0.0168
46	ALUMINUM PRODUCTS.....	0.0281	0.0894	0.0165
47	COPPER & COPPER ALLOY PRODUCTS.....	0.0279	0.0897	0.0162
48	NICKEL PRODUCTS.....	0.0279	0.0900	0.0161
49	OTHER NON FERROUS METAL PRODUCTS.....	0.0276	0.0858	0.0205
50	BOILERS, TANKS & PLATES.....	0.0276	0.0617	0.0260
51	FABRICATED STRUCTURAL METAL PROD.....	0.0276	0.0656	0.0248
52	OTHER METAL FABRICATED PRODUCTS.....	0.0274	0.0629	0.0265
53	AGRICULTURAL MACHINERY.....	0.0253	0.0512	0.0352
54	OTHER INDUSTRIAL MACHINERY.....	0.0256	0.0546	0.0335
55	MOTOR VEHICLES.....	0.0207	0.0463	0.0226
56	MOTOR VEHICLE PARTS.....	0.0212	0.0476	0.0240
57	OTHER TRANSPORT EQUIPMENT.....	0.0204	0.0474	0.0235
58	APPLIANCES & RECEIVERS, HOUSEHOLD.....	0.0221	0.0509	0.0397
59	OTHER ELECTRICAL PRODUCTS.....	0.0210	0.0498	0.0385
60	CEMENT & CONCRETE PRODUCTS.....	0.0454	0.1010	0.0258
61	OTHER NON-METALLIC MINERAL PROD.....	0.0443	0.0987	0.0266
62	GASOLINE & FUEL OIL.....	0.0098	0.0368	0.0226
63	OTHER PETROLEUM & COAL PROD.....	0.0123	0.0428	0.0265
64	INDUSTRIAL CHEMICALS.....	0.0361	0.0696	0.0759
65	FERTILIZERS.....	0.0216	0.1159	0.0375
66	PHARMACEUTICALS.....	0.0368	0.0694	0.0787
67	OTHER CHEMICAL PRODUCTS.....	0.0364	0.0685	0.0751
68	SCIENTIFIC EQUIPMENT.....	0.0219	0.0529	0.0635
69	OTHER MANUFACTURED PRODUCTS.....	0.0223	0.0544	0.0616
70	RESIDENTIAL CONSTRUCTION.....	0.0261	0.0443	0.0193
71	NON-RESIDENTIAL CONSTRUCTION.....	0.0263	0.0443	0.0193
72	REPAIR CONSTRUCTION.....	0.0263	0.0443	0.0193
73	PIPELINE TRANSPORTATION.....	0.0096	0.0615	0.0225
74	TRANSPORTATION & STORAGE.....	0.0096	0.0624	0.0228
75	RADIO & TELEVISION BROADCASTING.....	0.0037	0.0349	0.0215
76	TELEPHONE & TELEGRAPH.....	0.0037	0.0349	0.0215
77	POSTAL SERVICES.....	0.0037	0.0349	0.0215
78	ELECTRIC POWER.....	0.0071	0.0185	0.0090
79	OTHER UTILITIES.....	0.0070	0.0189	0.0093
80	WHOLESALE MARGINS.....	0.0103	0.0503	0.0591
81	RETAIL MARGINS.....	0.0064	0.0568	0.0463
82	IMPLIED RENT OWNER OCCUP'D DWEL.....	0.0043	0.0076	0.0035
83	OTHER FINANCES, REAL ESTATE.....	0.0037	0.0346	0.0365
84	BUSINESS SERVICES.....	0.0045	0.0747	0.0449
85	EDUCATION SERVICES.....	0.0051	0.0588	0.0165
86	HEALTH SERVICES.....	0.0051	0.0588	0.0165
87	AMUSEMENT & RECREATION SERVICES.....	0.0077	0.1118	0.0815
88	ACCOMMODATION & FOOD SERVICES.....	0.0162	0.0548	0.0361
89	OTHER PERSONAL & MISC SERVICES.....	0.0089	0.0607	0.0409
90	TRANSPORTATION MARGINS.....	1.0094	0.0607	0.0222
91	OPERATING OFFICE, LAB & FOOD.....	0.0385	1.0392	0.0289
92	TRAVEL, ADVERTISING & PROMOTION.....	0.0163	0.0455	1.0313

TABLE 117. MARGINS (AGGREGATION - M), 1973 (MILLIONS OF DOLLARS)

COMMODITY AGGREGATION - M	RETAIL	WHOLESALE	TAX	TRANSPORT	GAS	STORAGE	PIPELINE
NO.							
1 GRAINS.....	--	155.4	--	154.3	--	112.9	--
2 LIVE ANIMALS.....	0.7	53.6	--	43.1	--	--	--
3 OTHER AGRICULTURAL PRODUCTS.....	252.2	171.7	0.1	124.5	--	12.0	--
4 FORESTRY PRODUCTS.....	2.1	12.1	--	113.1	--	--	--
5 FISH LANDINGS.....	5.5	20.0	--	12.4	--	--	--
6 HUNTING & TRAPPING PRODUCTS.....	--	3.7	--	1.8	--	--	--
7 IRON ORES & CONCENTRATES.....	--	--	--	105.7	--	--	--
8 OTHER METAL, ORES & CONCENTRATES.....	--	--	--	112.0	--	--	--
9 COAL.....	4.5	18.4	--	75.7	--	--	--
10 CRUDE MINERAL OILS.....	--	--	83.0	5.7	--	--	336.2
11 NATURAL GAS.....	--	--	--	--	350.0	--	385.3
12 NON-METALLIC MINERALS.....	7.8	10.4	--	195.7	--	--	--
14 MEAT PRODUCTS.....	571.7	118.9	1.2	87.3	--	--	--
15 DAIRY PRODUCTS.....	241.9	78.6	--	32.8	--	--	--
16 FISH PRODUCTS.....	38.3	49.3	--	15.0	--	--	--
17 FRUITS & VEGETABLES PREPARATIONS.....	212.2	86.1	--	44.1	--	--	--
18 FEEDS.....	30.4	77.4	--	53.3	--	--	--
19 FLOUR,WHEAT,MEAL & OTHER CEREALS.....	15.5	22.8	--	13.4	--	--	--
20 BREAKFAST CEREAL & BAKERY PROD.....	213.6	49.3	--	30.3	--	--	--
21 SUGAR.....	31.1	24.8	--	12.2	--	--	--
22 MISC. FOOD PRODUCTS.....	272.2	131.4	5.9	65.4	--	--	--
23 SOFT DRINKS.....	73.7	19.8	6.9	10.1	--	--	--
24 ALCOHOLIC BEVERAGES.....	271.5	19.1	1399.0	40.9	--	--	--
25 TOBACCO PROCESSED UNMANUFACTURED.....	--	--	--	3.6	--	--	--
26 CIGARETTES & TOBACCO MFG.....	149.1	96.7	683.3	9.0	--	--	--
27 TIRES & TUBES.....	73.2	73.1	42.2	32.8	--	--	--
28 OTHER RUBBER PRODUCTS.....	33.7	31.3	12.9	10.9	--	--	--
29 PLASTIC FABRICATED PRODUCTS.....	24.7	41.7	26.0	23.5	--	--	--
30 LEATHER & LEATHER PRODUCTS.....	232.9	33.3	53.6	14.1	--	--	--
31 YARNS & MAN MADE FIBRES.....	18.0	37.6	4.7	15.0	--	--	--
32 FABRICS.....	76.4	86.8	19.4	19.9	--	--	--
33 OTHER TEXTILE PRODUCTS.....	208.0	79.4	83.4	31.0	--	--	--
34 HOSIERY & KNITTED WEAR.....	405.5	46.6	80.6	29.3	--	--	--
35 CLOTHING & ACCESSORIES.....	977.5	128.8	163.9	74.5	--	--	--
36 LUMBER & TIMBER.....	10.3	214.9	31.7	221.9	--	--	--
37 VENEER & PLYWOOD.....	9.5	109.1	26.8	36.5	--	--	--
38 OTHER WOOD FABRICATED MATERIALS.....	1.8	137.2	56.1	62.8	--	--	--
39 FURNITURE & FIXTURES.....	334.2	74.2	102.7	42.4	--	--	--
40 PULP.....	--	5.3	--	64.5	--	--	--
41 NEWSPRINT & OTHER PAPER STOCK.....	7.6	123.8	12.2	163.7	--	--	--
42 PAPER PRODUCTS.....	134.5	142.9	98.2	89.4	--	--	--
43 PRINTING & PUBLISHING.....	108.9	119.6	84.4	47.0	--	--	--
45 IRON & STEEL PRODUCTS.....	--	152.9	47.8	147.0	--	--	--
46 ALUMINUM PRODUCTS.....	0.8	22.2	0.6	23.7	--	--	--
47 COPPER & COPPER ALLOY PRODUCTS.....	--	26.8	4.3	30.0	--	--	--
48 NICKEL PRODUCTS.....	--	7.5	0.2	29.3	--	--	--
49 OTHER NON FERROUS METAL PRODUCTS.....	0.5	354.8	0.9	58.1	--	--	--
50 BOILERS, TANKS & PLATES.....	1.0	33.2	20.6	12.2	--	--	--
51 FABRICATED STRUCTURAL METAL PROD.....	4.4	64.6	66.3	38.5	--	--	--
52 OTHER METAL FABRICATED PRODUCTS.....	117.5	447.1	136.6	161.7	--	--	--
53 AGRICULTURAL MACHINERY.....	24.4	179.2	--	29.6	--	--	--
54 OTHER INDUSTRIAL MACHINERY.....	44.0	978.2	192.3	206.3	--	--	--
55 MOTOR VEHICLES.....	617.0	623.0	410.4	130.9	--	--	--
56 MOTOR VEHICLE PARTS.....	275.2	423.5	105.1	105.2	--	--	--
57 OTHER TRANSPORT EQUIPMENT.....	31.7	52.1	98.0	28.9	--	--	--
58 APPLIANCES & RECEIVERS,HOUSEHOLD.....	402.9	194.7	172.7	37.6	--	--	--
59 OTHER ELECTRICAL PRODUCTS.....	78.3	388.2	183.2	95.5	--	--	--
60 CEMENT & CONCRETE PRODUCTS.....	1.2	47.9	58.1	59.6	--	--	--
61 OTHER NON-METALLIC MINERAL PROD.....	75.6	131.0	50.5	93.5	--	--	--
62 GASOLINE & FUEL OIL.....	444.0	981.2	1582.4	170.1	--	--	--
63 OTHER PETROLEUM & COAL PROD.....	35.5	131.4	19.6	74.2	1.7	--	29.9
64 INDUSTRIAL CHEMICALS.....	6.5	123.9	1.7	132.3	--	--	--
65 FERTILIZERS.....	9.5	19.4	--	62.5	--	--	--
66 PHARMACEUTICALS.....	246.7	83.9	31.7	11.4	--	--	--
67 OTHER CHEMICAL PRODUCTS.....	244.0	216.0	123.1	85.6	--	--	--
68 SCIENTIFIC EQUIPMENT.....	151.5	128.9	90.0	31.7	--	--	--
69 OTHER MANUFACTURED PRODUCTS.....	418.0	138.7	123.1	43.3	--	--	--
78 ELECTRIC POWER.....	--	--	23.2	--	--	--	--
84 BUSINESS SERVICES.....	--	--	37.8	--	--	--	--
87 AMUSEMENT & RECREATION SERVICES.....	--	--	77.9	--	--	--	--
89 OTHER PERSONAL & MISC. SERVICES.....	--	--	34.7	--	--	--	--
93 NON-COMPETING IMPORTS.....	30.1	23.8	--	19.3	--	--	--
TOTAL.....	8311.1	8679.2	6770.9	4258.8	351.7	124.9	751.4

NOTE: DETAIL MAY NOT ADD DUE TO ROUNDING.

TABLE 118. MAKE (OUTPUT) MATRIX (AGGREGATION - S), 1974 (MILLIONS OF DOLLARS)

NO.	COMMODITY AGGREGATION - S	AGRICUL- TURE	FOREST- RY	FISHING, HUNTING & TRAPPING	MINES QUARRIES & OIL WELLS	MANUFAC- TURING	CONSTRUC- TION
1	GRAINS	2775.5	--	--	--	1.0	--
2	OTHER AGRICULTURAL PRODUCTS	6128.2	15.9	--	--	21.1	--
3	FORESTRY PRODUCTS	59.1	2407.7	--	--	55.9	--
4	FISHING & TRAPPING PRODUCTS	--	--	315.5	--	--	--
5	METALLIC ORES & CONCENTRATES	--	--	--	3762.7	193.3	--
6	MINERALS FUELS	--	--	--	4820.2	21.1	--
7	NON-METALLIC MINERALS	--	--	--	813.5	41.1	--
8	SERVICES INCIDENTAL TO MINING	--	--	--	814.2	--	--
9	MEAT,FISH & DAIRY PRODUCTS	112.8	--	6.8	--	6739.5	--
10	FRUIT,VEG.FEED,MISC.FOOD PROD	13.4	--	--	--	6158.6	--
11	BEVERAGES	--	--	--	--	1758.0	--
12	TOBACCO & TOBACCO PRODUCTS	--	--	--	--	714.1	--
13	RUBBER,LEATHER,PLASTIC FAB.PRO	--	--	--	--	2186.6	--
14	TEXTILE PRODUCTS	--	--	--	--	2582.8	--
15	KNITTED PRODUCTS & CLOTHING	--	--	--	--	2552.0	--
16	LUMBER,SAWMILL,OTHER WOOD PROD	--	17.1	--	--	4021.3	--
17	FURNITURE & FIXTURES	--	--	--	--	1363.8	--
18	PAPER & PAPER PRODUCTS	--	--	--	--	7783.8	--
19	PRINTING & PUBLISHING	--	--	--	--	2534.9	--
20	PRIMARY METAL PRODUCTS	--	--	--	1.4	8379.0	--
21	METAL FABRICATED PRODUCTS	--	--	--	--	5661.8	--
22	MACHINERY & EQUIPMENT	--	0.2	--	29.1	3412.1	--
23	AUTOS,TRUCKS,OTHER TRANSP. EQP	--	--	--	--	10314.8	--
24	ELEC. & COMMUNICATIONS PROD.	--	--	--	--	4769.2	--
25	NON-METALLIC MINERAL PRODUCTS	--	--	--	11.5	2268.9	--
26	PETROLEUM & COAL PRODUCTS	--	--	--	300.1	5401.9	--
27	CHEMICALS,CHEMICAL PROD.	--	--	--	276.5	4748.2	--
28	MISC. MANUFACTURED PRODUCTS	--	--	--	--	1690.3	--
29	RESIDENTIAL CONSTRUCTION	--	--	--	--	--	7414.0
30	NON-RESIDENTIAL CONSTRUCTION	--	--	--	--	--	13529.7
31	REPAIR CONSTRUCTION	--	--	--	--	--	4271.9
32	TRANSPORTATION & STORAGE	--	4.0	--	--	10.9	--
33	COMMUNICATION SERVICES	--	--	--	--	--	--
34	OTHER UTILITIES	--	0.1	--	1.4	31.1	--
35	WHOLESALE MARGINS	--	5.8	--	16.8	2367.9	--
36	RETAIL MARGINS	--	--	--	--	--	--
37	IMPUTED RENT OWNER OCPD. DWEL.	--	--	--	--	--	--
38	OTHER FINANCE,INS.,REAL ESTATE	10.7	0.8	--	94.8	116.4	130.1
39	BUSINESS SERVICES	--	--	--	--	53.8	--
40	PERSONAL & OTHER MISC. SERVICE	--	46.2	4.0	26.1	352.8	147.6
41	TRANSPORTATION MARGINS	--	--	--	--	--	--
42	OPERATING,OFFICE,LAB & FOOD	--	--	--	--	--	--
43	TRAVEL, ADVERTISING, PROMOTION	--	--	--	--	--	--
TOTAL		9099.7	2497.8	326.2	10968.3	88307.9	25493.3

NOTE: DETAIL MAY NOT ADD DUE TO ROUNDING.

TABLE 118. MAKE (OUTPUT) MATRIX (AGGREGATION - S), 1974 (MILLIONS OF DOLLARS) - CONTINUED

NO.	COMMODITY AGGREGATION - S	TRANS. & STORAGE	COMMUNI- CATION	ELEC. POWER GAS,OTHER UTILITIES	WHOLESALE TRADE	RETAIL TRADE	FINANCE, INS. & REAL EST.
1	GRAINS	--	--	--	--	--	--
2	OTHER AGRICULTURAL PRODUCTS	--	--	--	--	4.2	--
3	FORESTRY PRODUCTS	--	--	2.0	--	--	--
4	FISHING & TRAPPING PRODUCTS	--	--	--	--	--	--
5	METALLIC ORES & CONCENTRATES	--	--	--	--	--	--
6	MINERALS FUELS	--	--	--	--	--	--
7	NON-METALLIC MINERALS	--	--	--	--	--	--
8	SERVICES INCIDENTAL TO MINING	--	--	--	--	--	--
9	MEAT,FISH & DAIRY PRODUCTS	--	--	--	0.3	422.3	--
10	FRUIT,VEG.FEED,MISC.FOOD PROD	--	--	--	19.3	3.1	--
11	BEVERAGES	--	--	--	--	--	--
12	TOBACCO & TOBACCO PRODUCTS	--	--	--	0.6	--	--
13	RUBBER,LEATHER,PLASTIC FAB.PRO	--	--	--	8.0	--	--
14	TEXTILE PRODUCTS	--	--	--	13.6	2.2	--
15	KNITTED PRODUCTS & CLOTHING	--	--	--	0.7	0.4	--
16	LUMBER,SAWMILL,OTHER WOOD PROD	--	--	--	2.0	--	--
17	FURNITURE & FIXTURES	--	--	--	6.1	--	--
18	PAPER & PAPER PRODUCTS	--	--	--	2.9	--	--
19	PRINTING & PUBLISHING	--	--	--	3.2	--	--
20	PRIMARY METAL PRODUCTS	--	--	--	--	--	--
21	METAL FABRICATED PRODUCTS	--	--	--	14.6	--	--
22	MACHINERY & EQUIPMENT	--	--	--	--	--	--
23	AUTOS,TRUCKS,OTHER TRANSP. EQP	82.5	--	--	4.8	--	--
24	ELEC. & COMMUNICATIONS PROD.	--	192.9	--	5.1	--	--
25	NON-METALLIC MINERAL PRODUCTS	--	--	--	1.5	--	--
26	PETROLEUM & COAL PRODUCTS	3.0	--	0.3	--	--	--
27	CHEMICALS,CHEMICAL PROD.	--	--	--	0.4	--	--
28	MISC. MANUFACTURED PRODUCTS	--	--	--	48.6	--	--
29	RESIDENTIAL CONSTRUCTION	--	--	--	--	--	--
30	NON-RESIDENTIAL CONSTRUCTION	--	--	--	--	--	--
31	REPAIR CONSTRUCTION	--	--	--	--	--	--
32	TRANSPORTATION & STORAGE	11366.4	--	19.7	--	9.0	0.3
33	COMMUNICATION SERVICES	--	3820.4	--	--	--	--
34	OTHER UTILITIES	15.0	--	3441.5	--	--	0.1
35	WHOLESALE MARGINS	1.8	--	--	8218.0	--	--
36	RETAIL MARGINS	20.0	--	36.9	--	9955.5	--
37	IMPUTED RENT OWNER OCPD. DWEL.	--	--	--	--	--	7320.7
38	OTHER FINANCE,INS.,REAL ESTATE	46.0	2.1	3.8	57.3	72.5	15947.9
39	BUSINESS SERVICES	13.2	32.4	1.2	24.6	2.0	16.6
40	PERSONAL & OTHER MISC. SERVICE	137.3	24.7	53.7	701.0	2118.6	173.3
41	TRANSPORTATION MARGINS	--	--	--	--	--	--
42	OPERATING,OFFICE,LAB & FOOD	--	--	--	--	--	--
43	TRAVEL, ADVERTISING, PROMOTION	--	--	--	--	--	--
TOTAL		11685.2	4072.6	3559.2	9132.8	12590.0	23458.9

NOTE: DETAIL MAY NOT ADD DUE TO ROUNDING.

TABLE 118. MAKE (OUTPUT) MATRIX (AGGREGATION - S), 1974 (MILLIONS OF DOLLARS) - CONCLUDED

NO.	COMMODITY AGGREGATION - S	BUSINESS & PERSONAL SERVICES	TRANS. MARGINS	OPERATING OFFICE SUPPLIES	TRAVEL PROMOTION ADVTG.	TOTAL INDUSTRIES
1	GRAINS	--	--	--	--	2776.5
2	OTHER AGRICULTURAL PRODUCTS	--	--	--	--	6169.4
3	FORESTRY PRODUCTS	--	--	--	--	2524.8
4	FISHING & TRAPPING PRODUCTS	--	--	--	--	315.5
5	METALLIC ORES & CONCENTRATES	--	--	--	--	3956.0
6	MINERALS FUELS	--	--	--	--	4841.2
7	NON-METALLIC MINERALS	--	--	--	--	854.6
8	SERVICES INCIDENTAL TO MINING	--	--	--	--	814.2
9	MEAT, FISH & DAIRY PRODUCTS	--	--	--	--	7281.7
10	FRUIT, VEG., FEED, MISC. FOOD PROD.	--	--	--	--	6194.4
11	BEVERAGES	--	--	--	--	1758.0
12	TOBACCO & TOBACCO PRODUCTS	--	--	--	--	714.7
13	RUBBER, LEATHER, PLASTIC FAB. PRO.	--	--	--	--	2194.6
14	TEXTILE PRODUCTS	--	--	--	--	2598.6
15	KNITTED PRODUCTS & CLOTHING	--	--	--	--	2553.1
16	LUMBER, SAWMILL, OTHER WOOD PROD.	--	--	--	--	4040.4
17	FURNITURE & FIXTURES	--	--	--	--	1369.9
18	PAPER & PAPER PRODUCTS	--	--	--	--	7786.7
19	PRINTING & PUBLISHING	--	--	--	--	2538.0
20	PRIMARY METAL PRODUCTS	--	--	--	--	8380.3
21	METAL FABRICATED PRODUCTS	--	--	--	--	5676.4
22	MACHINERY & EQUIPMENT	--	--	--	--	3441.5
23	AUTOS, TRUCKS, OTHER TRANSP. EQP.	--	--	--	--	10402.2
24	ELEC. & COMMUNICATIONS PROD.	--	--	--	--	4967.2
25	NON-METALLIC MINERAL PRODUCTS	--	--	--	--	2282.0
26	PETROLEUM & COAL PRODUCTS	--	--	--	--	5705.3
27	CHEMICALS, CHEMICAL PROD.	--	--	--	--	5025.1
28	MISC. MANUFACTURED PRODUCTS	--	--	--	--	1738.8
29	RESIDENTIAL CONSTRUCTION	--	--	--	--	7414.0
30	NON-RESIDENTIAL CONSTRUCTION	--	--	--	--	13529.7
31	REPAIR CONSTRUCTION	--	--	--	--	4271.9
32	TRANSPORTATION & STORAGE	--	--	--	--	11410.3
33	COMMUNICATION SERVICES	--	--	--	--	3820.4
34	OTHER UTILITIES	10.6	--	--	--	3499.7
35	WHOLESALE MARGINS	109.0	--	--	--	10719.3
36	RETAIL MARGINS	83.6	--	--	--	10096.0
37	IMPUTED RENT OWNER OCPD. DWEL.	--	--	--	--	7320.7
38	OTHER FINANCE, INS., REAL ESTATE	105.3	--	--	--	16587.7
39	BUSINESS SERVICES	4193.4	--	--	--	4337.3
40	PERSONAL & OTHER MISC. SERVICE	12210.4	--	--	--	15995.8
41	TRANSPORTATION MARGINS	--	4843.4	--	--	4843.4
42	OPERATING, OFFICE, LAB & FOOD	--	--	8698.7	--	8698.7
43	TRAVEL, ADVERTISING, PROMOTION	--	--	--	4572.6	4572.6
	TOTAL	16712.3	4843.4	8698.7	4572.6	236018.9

NOTE: DETAIL MAY NOT ADD DUE TO ROUNDING.

TABLE 119. USE (INPUT) MATRIX (AGGREGATION - S), 1974 (MILLIONS OF DOLLARS)

NO.	COMMODITY AGGREGATION - S	AGRICUL- TURE	FOREST- RY	FISHING, HUNTING & TRAPPING	MINES QUARRIES & OIL WELLS	MANUFAC- TURING	CONSTRUC- TION
1	GRAINS	73.6	--	--	--	836.0	--
2	OTHER AGRICULTURAL PRODUCTS	324.5	--	--	--	4056.1	9.6
3	FORESTRY PRODUCTS	0.6	345.8	--	--	2014.6	6.5
4	FISHING & TRAPPING PRODUCTS	--	--	3.2	--	283.9	--
5	METALLIC ORES & CONCENTRATES	--	--	--	12.5	2566.1	--
6	MINERALS FUELS	5.0	--	--	12.5	5323.9	5.6
7	NON-METALLIC MINERALS	9.0	--	0.6	28.9	329.3	119.3
8	SERVICES INCIDENTAL TO MINING	--	--	--	349.2	--	233.2
9	MEAT, FISH & DAIRY PRODUCTS	5.0	--	--	--	1339.4	--
10	FRUIT, VEG., FEED, MISC. FOOD PROD.	1040.1	--	--	--	1640.9	--
11	BEVERAGES	--	--	--	--	82.0	--
12	TOBACCO & TOBACCO PRODUCTS	--	--	--	--	155.7	--
13	RUBBER, LEATHER, PLASTIC FAB. PRO.	--	--	--	--	1063.6	308.6
14	TEXTILE PRODUCTS	13.6	--	--	--	2231.1	102.1
15	KNITTED PRODUCTS & CLOTHING	62.0	4.9	10.1	6.2	211.9	--
16	LUMBER, SAWMILL, OTHER WOOD PROD.	6.0	--	3.5	2.5	1245.5	1294.5
17	FURNITURE & FIXTURES	--	--	--	--	87.2	20.3
18	PAPER & PAPER PRODUCTS	3.5	--	--	9.2	2729.5	164.3
19	PRINTING & PUBLISHING	--	--	--	0.4	283.4	--
20	PRIMARY METAL PRODUCTS	--	--	--	88.9	5789.3	828.9
21	METAL FABRICATED PRODUCTS	62.6	18.8	1.2	12.8	2485.1	2274.0
22	MACHINERY & EQUIPMENT	82.9	12.1	4.3	85.1	735.2	244.6
23	AUTOS, TRUCKS, OTHER TRANSP. EQP.	1.6	4.0	22.7	10.2	4050.7	34.3
24	ELEC. & COMMUNICATIONS PROD.	--	--	9.8	3.9	1229.0	961.0
25	NON-METALLIC MINERAL PRODUCTS	2.8	0.2	0.5	10.0	763.2	1402.5
26	PETROLEUM & COAL PRODUCTS	310.7	67.3	19.4	117.9	910.6	301.4
27	CHEMICALS, CHEMICAL PROD.	370.2	2.9	0.6	111.1	3039.2	157.9
28	MISC. MANUFACTURED PRODUCTS	--	--	3.7	--	516.5	148.6
29	RESIDENTIAL CONSTRUCTION	--	--	--	--	--	--
30	NON-RESIDENTIAL CONSTRUCTION	--	--	--	--	--	--
31	REPAIR CONSTRUCTION	166.8	35.3	0.5	230.8	343.7	14.9
32	TRANSPORTATION & STORAGE	23.2	220.9	1.9	80.6	454.7	194.6
33	COMMUNICATION SERVICES	16.4	4.1	0.4	21.4	376.0	45.4
34	OTHER UTILITIES	50.3	1.3	0.3	166.9	826.7	13.2
35	WHOLESALE MARGINS	251.6	25.6	8.4	87.6	2183.9	1130.4
36	RETAIL MARGINS	46.2	1.6	1.2	4.3	50.4	136.3
37	IMPUTED RENT OWNER OCPD. DWEL.	--	--	--	--	--	--
38	OTHER FINANCE, INS., REAL ESTATE	229.8	196.5	4.6	1629.8	1010.3	452.5
39	BUSINESS SERVICES	12.6	5.7	0.4	233.7	940.2	856.4
40	PERSONAL & OTHER MISC. SERVICE	14.2	101.5	2.0	45.0	325.3	374.0
41	TRANSPORTATION MARGINS	126.3	5.7	3.0	35.8	1463.6	388.7
42	OPERATING, OFFICE, LAB & FOOD	437.2	301.0	3.7	669.6	2520.5	317.9
43	TRAVEL, ADVERTISING, PROMOTION	0.4	4.8	--	56.9	1657.6	130.2
44	NON-COMPETING IMPORTS	--	--	--	--	711.3	--
45	UNALLOCATED IMPORTS & EXPORTS	--	--	--	--	--	--
46	NET INDIRECT TAXES	-343.6	54.9	3.8	255.2	-239.2	1432.8
47	LABOUR INCOME	525.5	843.1	73.8	1910.3	19409.6	8416.1
48	NET INCOME UNINC. BUSINESS	3780.8	30.0	73.7	19.0	112.0	934.0
49	OTHER OPERATING SURPLUS	1388.3	209.6	68.9	4660.0	10162.3	2038.6
	TOTAL	9099.7	2497.8	326.2	10968.3	88307.9	25493.3

NOTE: DETAIL MAY NOT ADD DUE TO ROUNDING.

TABLE 119. USE (INPUT) MATRIX (AGGREGATION - S), 1974 (MILLIONS OF DOLLARS) - CONTINUED

NO.	COMMODITY AGGREGATION - S	TRANS. & STORAGE	COMMUNI- CATION	ELEC POWER GAS.OTHER UTILITIES	WHOLESALE TRADE	RETAIL TRADE	FINANCE, INS. & REAL EST.
1	GRAINS	--	--	--	9.8	--	--
2	OTHER AGRICULTURAL PRODUCTS	3.3	--	--	1.0	407.1	--
3	FORESTRY PRODUCTS	--	--	--	--	--	--
4	FISHING & TRAPPING PRODUCTS	--	--	--	--	--	--
5	METALLIC ORES & CONCENTRATES	--	--	14.5	0.1	--	--
6	MINERALS FUELS	32.6	0.1	139.0	3.5	24.8	20.9
7	NON-METALLIC MINERALS	3.9	--	--	--	--	--
8	SERVICES INCIDENTAL TO MINING	--	--	--	--	--	--
9	MEAT/FISH & DAIRY PRODUCTS	--	--	--	0.5	2.8	--
10	FRUIT/VEG.FEED.MISC.FOOD PROD	1.2	--	--	2.1	--	--
11	BEVERAGES	--	--	--	--	--	--
12	TOBACCO & TOBACCO PRODUCTS	--	--	--	0.3	--	--
13	RUBBER/LEATHER/PLASTIC FAB.PRO	99.7	--	--	28.6	26.4	--
14	TEXTILE PRODUCTS	10.1	3.0	--	16.0	2.4	--
15	KNITTED PRODUCTS & CLOTHING	--	--	--	--	14.8	--
16	LUMBER/SAWMILL/OTHER WOOD PROD	--	--	--	26.9	5.3	--
17	FURNITURE & FIXTURES	--	--	--	--	--	--
18	PAPER & PAPER PRODUCTS	5.6	--	--	81.8	232.7	--
19	PRINTING & PUBLISHING	5.9	21.6	1.6	15.7	16.1	43.0
20	PRIMARY METAL PRODUCTS	18.5	--	--	7.0	--	--
21	METAL FABRICATED PRODUCTS	10.2	--	--	47.0	18.9	--
22	MACHINERY & EQUIPMENT	1.9	--	--	--	--	--
23	AUTOS/TRUCKS/OTHER TRANSP. EOP	334.0	97.7	--	0.3	--	--
24	ELC. & COMMUNICATIONS PROD.	21.0	--	--	2.4	2.4	--
25	NON-METALLIC MINERAL PRODUCTS	6.4	10.2	62.9	117.1	93.1	34.0
26	PETROLEUM & COAL PRODUCTS	598.9	2.0	--	15.8	13.9	--
27	CHEMICALS/CHEMICAL PROD	11.4	9.6	--	6.9	7.5	--
28	MISC. MANUFACTURED PRODUCTS	6.5	--	--	--	--	--
29	RESIDENTIAL CONSTRUCTION	--	--	--	--	--	--
30	NON-RESIDENTIAL CONSTRUCTION	--	--	--	--	--	--
31	REPAIR CONSTRUCTION	360.6	97.1	158.0	13.5	59.6	1922.4
32	TRANSPORTATION & STORAGE	1287.3	107.8	23.3	133.1	17.0	458.6
33	COMMUNICATION SERVICES	153.6	116.1	13.8	190.0	212.2	331.8
34	OTHER UTILITIES	65.0	13.2	50.4	40.9	196.2	117.8
35	WHOLESALE MARGINS	236.3	8.8	22.1	102.1	47.7	12.5
36	RETAIL MARGINS	65.6	31.2	2.0	15.0	15.4	3.1
37	IMPUTED RENT OWNER OCCPD. DWEL.	--	--	--	--	--	--
38	OTHER FINANCE/INS./REAL ESTATE	278.5	66.3	72.6	433.6	882.1	1661.7
39	BUSINESS SERVICES	94.7	65.1	21.6	179.2	126.3	458.6
40	PERSONAL & OTHER MISC. SERVICE	357.9	97.7	26.2	67.7	64.4	95.7
41	TRANSPORTATION MARGINS	52.4	3.0	13.2	16.7	22.6	2.8
42	OPERATING OFFICE LAB & FOOD	530.3	93.0	50.7	303.5	545.7	383.2
43	TRAVEL ADVERTISING PROMOTION	137.4	59.0	18.0	483.8	472.2	442.7
44	NON-COMPETING IMPORTS	--	--	--	--	2.9	--
45	UNALLOCATED IMPORTS & EXPORTS	--	--	--	--	--	--
46	NET INDIRECT TAXES	302.6	-119.6	51.3	179.9	289.5	3490.0
47	LABOUR INCOME	4442.1	2025.9	859.8	4481.0	6131.9	4779.3
48	NET INCOME UNINC. BUSINESS	279.2	0.9	5.6	268.8	1069.3	1634.9
49	OTHER OPERATING SURPLUS	1870.9	1262.9	1952.4	1757.0	1450.5	8007.4
TOTAL		11685.2	4072.6	3559.2	9132.8	12590.0	23458.9

NOTE: DETAIL MAY NOT ADD DUE TO ROUNDING.

TABLE 119. USE (INPUT) MATRIX (AGGREGATION - S), 1974 (MILLIONS OF DOLLARS) - CONCLUDED

NO.	COMMODITY AGGREGATION - S	BUSINESS & PERSONAL SERVICES	TRANS. MARGINS	OPERATING OFFICE SUPPLIES	TRAVEL PROMOTION, ADVTG.	TOTAL INDUSTRIES
1	GRAINS	--	--	--	--	919.4
2	OTHER AGRICULTURAL PRODUCTS	110.6	--	64.3	--	4976.5
3	FORESTRY PRODUCTS	--	--	--	--	2367.5
4	FISHING & TRAPPING PRODUCTS	10.4	--	2.3	--	299.9
5	METALLIC ORES & CONCENTRATES	1.1	--	--	--	2594.3
6	MINERALS FUELS	6.2	--	--	--	5574.1
7	NON-METALLIC MINERALS	0.9	--	0.5	--	492.3
8	SERVICES INCIDENTAL TO MINING	--	--	--	--	582.4
9	MEAT/FISH & DAIRY PRODUCTS	800.8	--	223.7	--	2372.3
10	FRUIT/VEG.FEED.MISC.FOOD PROD	265.5	--	124.7	--	3074.4
11	BEVERAGES	24.8	--	21.3	58.3	186.4
12	TOBACCO & TOBACCO PRODUCTS	--	--	--	--	156.0
13	RUBBER/LEATHER/PLASTIC FAB.PRO	12.4	--	363.6	4.4	1920.9
14	TEXTILE PRODUCTS	99.3	--	52.7	--	2600.0
15	KNITTED PRODUCTS & CLOTHING	3.2	--	17.7	--	247.6
16	LUMBER/SAWMILL/OTHER WOOD PROD	28.7	--	5.1	--	2618.2
17	FURNITURE & FIXTURES	1.8	--	--	--	109.4
18	PAPER & PAPER PRODUCTS	98.5	--	387.1	2.9	3715.1
19	PRINTING & PUBLISHING	16.5	--	595.3	1045.9	2045.5
20	PRIMARY METAL PRODUCTS	6.1	--	28.9	--	6767.5
21	METAL FABRICATED PRODUCTS	9.0	--	564.3	--	5503.9
22	MACHINERY & EQUIPMENT	0.2	--	981.7	--	2147.9
23	AUTOS/TRUCKS/OTHER TRANSP. EOP	--	--	536.6	41.2	5035.4
24	ELC. & COMMUNICATIONS PROD.	1.1	--	329.3	5.1	2658.1
25	NON-METALLIC MINERAL PRODUCTS	15.5	--	44.1	--	2250.1
26	PETROLEUM & COAL PRODUCTS	110.7	--	8.9	99.7	2862.8
27	CHEMICALS/CHEMICAL PROD	120.4	--	411.6	2.5	4259.6
28	MISC. MANUFACTURED PRODUCTS	136.0	--	296.1	70.8	1202.2
29	RESIDENTIAL CONSTRUCTION	--	--	--	--	--
30	NON-RESIDENTIAL CONSTRUCTION	--	--	--	--	--
31	REPAIR CONSTRUCTION	35.4	--	--	--	3438.5
32	TRANSPORTATION & STORAGE	49.0	4843.4	--	790.4	8444.3
33	COMMUNICATION SERVICES	245.2	--	--	412.0	2138.5
34	OTHER UTILITIES	99.6	--	--	--	1641.8
35	WHOLESALE MARGINS	151.0	--	863.4	63.2	5194.7
36	RETAIL MARGINS	81.1	--	292.7	57.2	803.3
37	IMPUTED RENT OWNER OCCPD. DWEL.	--	--	--	--	--
38	OTHER FINANCE/INS./REAL ESTATE	783.0	--	--	--	7701.4
39	BUSINESS SERVICES	331.8	--	--	446.8	3773.3
40	PERSONAL & OTHER MISC. SERVICE	352.9	--	1450.9	957.4	4332.6
41	TRANSPORTATION MARGINS	54.6	--	203.8	19.6	2411.8
42	OPERATING OFFICE LAB & FOOD	833.9	--	--	--	6990.2
43	TRAVEL ADVERTISING PROMOTION	427.2	--	--	--	3890.3
44	NON-COMPETING IMPORTS	9.7	--	5.4	--	729.3
45	UNALLOCATED IMPORTS & EXPORTS	--	--	73.4	197.8	271.2
46	NET INDIRECT TAXES	277.9	--	749.3	297.4	6682.3
47	LABOUR INCOME	5845.0	--	--	--	59743.5
48	NET INCOME UNINC. BUSINESS	3236.3	--	--	--	11444.5
49	OTHER OPERATING SURPLUS	2018.8	--	--	--	36847.6
TOTAL		16712.3	4843.4	8698.7	4572.6	236018.9

NOTE: DETAIL MAY NOT ADD DUE TO ROUNDING.

TABLE 120. FINAL DEMAND MATRIX (AGGREGATION - S), 1974 (MILLIONS OF DOLLARS)

NO.	COMMODITY AGGREGATION - S	CONS. EXP. DURABLE	CONS. EXP. SEMI- DURABLE	CONS. EXP. NON- DURABLE	CONS. EXP. SERVICES	CONS. TRUCKS BUSINESS	CONS. TRUCKS GOVERNMENT	MACHINERY, EQUIPMENT BUSINESS	MACHINERY, EQUIPMENT GOVERNMENT
1	GRAINS	--	--	--	--	--	--	--	--
2	OTHER AGRICULTURAL PRODUCTS	--	21.9	1179.5	30.3	--	--	--	--
3	FORESTRY PRODUCTS	--	--	37.4	--	--	--	--	--
4	FISHING & TRAPPING PRODUCTS	--	--	17.8	--	--	--	--	--
5	METALLIC ORES & CONCENTRATES	--	--	--	--	--	--	--	--
6	MINERAL FUELS	--	--	134.2	24.4	--	--	--	--
7	NON-METALLIC MINERALS	--	3.9	17.9	--	--	--	--	--
8	SERVICES INCIDENTAL TO MINING	--	--	--	--	231.9	--	--	--
9	MEAT, FISH & DAIRY PRODUCTS	--	--	4589.3	--	--	--	--	--
10	FRUIT, VEG., FEED, MISC. FOOD PROD.	--	--	3542.7	--	--	--	--	--
11	BEVERAGES	--	--	1536.1	--	--	--	--	--
12	TOBACCO & TOBACCO PRODUCTS	--	--	509.2	--	--	--	--	--
13	RUBBER, LEATHER, PLASTIC, FAB. PRO.	213.0	754.2	48.9	--	--	--	15.3	3.8
14	TEXTILE PRODUCTS	321.9	501.5	142.0	--	--	--	14.2	1.3
15	KNITTED PRODUCTS & CLOTHING	--	2096.3	--	--	--	--	--	--
16	LUMBER, SAWMILL, OTHER WOOD PROD.	34.8	81.6	0.8	--	--	--	23.4	0.4
17	FURNITURE & FIXTURES	1021.6	41.7	--	--	--	--	230.1	69.7
18	PAPER & PAPER PRODUCTS	--	31.1	454.9	--	--	--	--	--
19	PRINTING & PUBLISHING	--	702.0	--	36.5	--	--	--	--
20	PRIMARY METAL PRODUCTS	--	3.6	--	--	--	--	--	--
21	METAL FABRICATED PRODUCTS	63.9	289.3	17.1	--	--	--	276.0	--
22	MACHINERY & EQUIPMENT	73.6	37.3	--	--	--	--	274.9	34.2
23	AUTOS, TRUCKS, OTHER TRANSP. EQP.	379.5	--	--	--	--	--	3694.4	95.3
24	ELEC. & COMMUNICATIONS PROD.	1648.9	135.9	--	--	261.8	--	2329.1	233.2
25	NON-METALLIC MINERAL PRODUCTS	--	167.3	--	--	--	--	1777.9	47.5
26	PETROLEUM & COAL PRODUCTS	--	0.9	2048.8	26.1	--	--	26.8	0.4
27	CHEMICALS, CHEMICAL PROD.	35.3	145.2	970.3	--	--	--	--	--
28	MISC. MANUFACTURED PRODUCTS	825.7	447.1	129.9	10.1	--	--	192.6	107.9
29	RESIDENTIAL CONSTRUCTION	--	--	--	--	7391.0	23.0	--	--
30	NON-RESIDENTIAL CONSTRUCTION	--	--	--	--	8817.5	4650.4	--	--
31	REPAIR CONSTRUCTION	--	--	--	38.8	--	--	--	--
32	TRANSPORTATION & STORAGE	--	--	96.0	1776.1	--	--	--	--
33	COMMUNICATION SERVICES	--	--	--	1437.5	--	--	--	--
34	OTHER UTILITIES	--	--	1320.0	361.3	--	--	--	--
35	WHOLESALE MARGINS	1003.2	564.6	1485.0	13.4	30.2	--	1223.8	54.8
36	RETAIL MARGINS	2423.0	2771.1	3774.6	9.9	25.0	--	249.9	22.2
37	IMPUTED RENT OWNER OCCUP. DWEL.	--	--	--	7320.7	--	--	--	--
38	OTHER FINANCIAL INSR., REAL ESTATE	--	--	--	7978.4	1170.0	--	--	--
39	BUSINESS SERVICES	--	--	--	416.0	--	--	--	--
40	PERSONAL & OTHER MISC. SERVICE	1069.7	83.0	--	9165.4	--	--	--	--
41	TRANSPORTATION MARGINS	171.2	200.6	436.7	3.3	3.0	--	216.0	14.3
42	OPERATING OFFICE LAB. & FOOD	--	--	--	277.6	--	--	--	--
43	TRAVEL, ADVERTISING, PROMOTION	--	--	--	146.7	--	--	--	--
44	NON-COMPETING IMPORTS	--	--	124.5	--	--	--	--	--
45	UNALLOCATED IMPORTS & EXPORTS	--	--	--	139.0	--	--	--	--
46	NET INDIRECT TAXES	1624.4	953.0	3974.9	545.8	24.0	--	876.4	58.7
47	LABOUR INCOME	--	--	--	2898.6	--	--	--	--
48	NET INCOME UNINC. BUSINESS	--	--	--	--	--	--	--	--
49	OTHER OPERATING SURPLUS	--	--	--	205.7	--	--	--	--
TOTAL		14789.6	10633.3	26508.4	32831.4	17954.5	4673.4	10681.9	743.9

NOTE: DETAIL MAY NOT ADD DUE TO ROUNDING.

TABLE 120. FINAL DEMAND MATRIX (AGGREGATION - S), 1974 (MILLIONS OF DOLLARS) - CONCLUDED

NO.	COMMODITY AGGREGATION - S	INVEN- TORIES	DOMESTIC EXPORTS	RE-EXPORTS	IMPORTS	GOVT. GROSS CURRENT EXPEND.	GOVT. SALE OF GOOD & SERVICES	FINAL EXPEND. ON GDP
1	GRAINS	-155.1	2185.6	--	-173.3	--	-41.2	1857.1
2	OTHER AGRICULTURAL PRODUCTS	88.5	536.6	6.5	-686.4	37.3	-11.5	1192.9
3	FORESTRY PRODUCTS	146.8	46.5	--	-73.5	--	--	157.2
4	FISHING & TRAPPING PRODUCTS	1.0	104.0	3.1	-109.9	--	-4.3	15.5
5	METALLIC ORES & CONCENTRATES	137.0	1707.0	0.8	-486.6	3.6	--	1361.7
6	MINERAL FUELS	-22.7	2452.5	6.8	-3323.2	24.9	-29.7	-732.9
7	NON-METALLIC MINERALS	28.7	454.6	3.4	-185.8	39.8	-4.2	362.3
8	SERVICES INCIDENTAL TO MINING	--	--	--	--	--	-4.1	231.9
9	MEAT, FISH & DAIRY PRODUCTS	76.8	661.3	17.4	-433.2	--	-2.3	4909.4
10	FRUIT, VEG., FEED, MISC. FOOD PROD.	78.6	369.7	16.9	-887.9	--	--	3120.0
11	BEVERAGES	61.3	215.5	0.3	-241.7	--	--	1571.6
12	TOBACCO & TOBACCO PRODUCTS	2.6	72.8	0.5	-26.3	--	--	558.8
13	RUBBER, LEATHER, PLASTIC, FAB. PRO.	133.1	149.1	3.0	-1051.9	--	--	273.7
14	TEXTILE PRODUCTS	71.3	156.9	13.9	-1254.2	29.8	--	-1.4
15	KNITTED PRODUCTS & CLOTHING	29.4	115.6	6.1	-554.7	15.0	-2.9	2305.5
16	LUMBER, SAWMILL, OTHER WOOD PROD.	132.4	1542.6	2.8	-383.1	--	-13.5	1422.2
17	FURNITURE & FIXTURES	31.6	68.9	1.3	-210.8	0.6	--	1260.5
18	PAPER & PAPER PRODUCTS	177.0	1882.2	3.0	-476.4	--	--	4071.6
19	PRINTING & PUBLISHING	17.9	66.8	7.2	-424.5	--	--	492.6
20	PRIMARY METAL PRODUCTS	278.5	3253.6	111.7	-1887.1	106.3	-19.7	1612.8
21	METAL FABRICATED PRODUCTS	429.7	440.6	34.4	-1472.8	--	--	172.5
22	MACHINERY & EQUIPMENT	373.4	1136.1	141.6	-4287.0	30.7	-1.9	1293.6
23	AUTOS, TRUCKS, OTHER TRANSP. EQP.	395.4	6072.0	147.5	-8102.6	252.0	-1.4	5366.8
24	ELEC. & COMMUNICATIONS PROD.	249.6	707.6	51.0	-2368.8	61.0	-1.6	2309.1
25	NON-METALLIC MINERAL PRODUCTS	120.1	164.2	2.4	-449.3	--	--	31.9
26	PETROLEUM & COAL PRODUCTS	289.4	619.3	54.0	-4231.0	238.7	-11.6	2842.5
27	CHEMICALS, CHEMICAL PROD.	253.7	980.5	26.4	-1730.0	155.2	-4.1	765.3
28	MISC. MANUFACTURED PRODUCTS	60.4	310.8	49.6	-1683.3	106.7	-20.8	536.6
29	RESIDENTIAL CONSTRUCTION	--	--	--	--	--	--	7444.0
30	NON-RESIDENTIAL CONSTRUCTION	--	--	--	--	61.7	--	13529.7
31	REPAIR CONSTRUCTION	--	--	--	--	794.6	--	833.4
32	TRANSPORTATION & STORAGE	--	1045.1	--	-233.7	395.9	-113.5	2966.0
33	COMMUNICATION SERVICES	--	47.5	--	-67.0	264.8	-0.9	1681.9
34	OTHER UTILITIES	--	171.9	--	-5.1	310.2	-300.3	1857.9
35	WHOLESALE MARGINS	--	1164.1	39.2	-159.2	105.6	--	5524.6
36	RETAIL MARGINS	--	--	--	--	17.0	--	9292.7
37	IMPUTED RENT OWNER OCCUP. DWEL.	--	--	--	--	--	--	7320.7
38	OTHER FINANCIAL INSR., REAL ESTATE	--	147.8	--	-480.7	468.7	-387.8	8886.4
39	BUSINESS SERVICES	--	234.6	--	-782.2	756.5	-60.8	564.0
40	PERSONAL & OTHER MISC. SERVICE	--	4.9	--	-51.4	2577.6	-1206.1	11663.2
41	TRANSPORTATION MARGINS	--	1329.1	10.7	--	46.7	--	2431.6
42	OPERATING OFFICE LAB. & FOOD	--	--	--	--	1430.9	--	1708.5
43	TRAVEL, ADVERTISING, PROMOTION	--	--	--	--	535.6	--	682.3
44	NON-COMPETING IMPORTS	-35.4	--	--	-819.5	--	--	-729.3
45	UNALLOCATED IMPORTS & EXPORTS	--	2623.7	--	-3033.9	--	--	-271.2
46	NET INDIRECT TAXES	--	1619.4	--	1780.0	148.1	--	11574.7
47	LABOUR INCOME	--	--	--	--	18646.3	--	21544.9
48	NET INCOME UNINC. BUSINESS	--	--	--	--	--	--	--
49	OTHER OPERATING SURPLUS	--	--	--	--	2161.1	--	2666.8
TOTAL		3451.0	36780.5	766.8	-37228.7	30011.3	-2193.2	150284.1

NOTE: DETAIL MAY NOT ADD DUE TO ROUNDING.

TABLE 121. IMPACT (INVERSE) MATRIX (AGGREGATION - S). 1974

NO.	COMMODITY AGGREGATION - S	AGRICULTURE	FORESTRY	FISHING, HUNTING & TRAPPING	MINES, QUARRIES & OIL WELLS	MANUFACTURING	CONSTRUCTION	TRANS. & STORAGE	COMMUNICATION
1	GRAINS	1.0545	0.0078	0.0007	0.0222	0.3057	0.0265	0.0335	0.0069
2	OTHER AGRICULTURAL PRODUCTS	1.0481	0.0108	0.0007	0.0223	0.3086	0.0265	0.0338	0.0069
3	FORESTRY PRODUCTS	0.0409	1.0995	0.0005	0.0157	0.2160	0.0319	0.1250	0.0099
4	FISHING & TRAPPING PRODUCTS	0.0115	0.0055	1.0070	0.0170	0.2204	0.0065	0.0262	0.0056
5	METALLIC ORES & CONCENTRATES	0.0099	0.0044	0.0004	0.9982	0.1746	0.0378	0.0243	0.0083
6	MINERALS FUELS	0.0070	0.0030	0.0003	1.0413	0.1168	0.0388	0.0231	0.0081
7	NON-METALLIC MINERALS	0.0098	0.0044	0.0004	0.9990	0.1736	0.0378	0.0243	0.0083
8	SERVICES INCIDENTAL TO MINING	0.0067	0.0028	0.0003	1.0455	0.1112	0.0389	0.0230	0.0081
9	MEAT, FISH & DAIRY PRODUCTS	0.0842	0.0323	0.0038	0.0724	1.3160	0.0154	0.0482	0.0135
10	FRUIT, VEG., FEED, MISC. FOOD PROD.	0.0730	0.0344	0.0030	0.0769	1.4027	0.0152	0.0496	0.0129
11	BEVERAGES	0.0710	0.0346	0.0031	0.0773	1.4098	0.0152	0.0496	0.0129
12	TOBACCO & TOBACCO PRODUCTS	0.0710	0.0346	0.0031	0.0772	1.4087	0.0152	0.0496	0.0129
13	RUBBER, LEATHER, PLASTIC FAB. PRO.	0.0708	0.0345	0.0030	0.0770	1.4050	0.0152	0.0496	0.0130
14	TEXTILE PRODUCTS	0.0707	0.0344	0.0030	0.0769	1.4019	0.0152	0.0496	0.0130
15	KNITTED PRODUCTS & CLOTHING	0.0710	0.0346	0.0031	0.0773	1.4092	0.0152	0.0496	0.0129
16	LUMBER, SAWMILL, OTHER WOOD PROD.	0.0708	0.0393	0.0030	0.0770	1.4040	0.0153	0.0499	0.0129
17	FURNITURE & FIXTURES	0.0708	0.0344	0.0030	0.0770	1.4040	0.0152	0.0496	0.0130
18	PAPER & PAPER PRODUCTS	0.0710	0.0346	0.0031	0.0773	1.4093	0.0152	0.0496	0.0129
19	PRINTING & PUBLISHING	0.0710	0.0345	0.0031	0.0772	1.4082	0.0152	0.0496	0.0129
20	PRIMARY METAL PRODUCTS	0.0710	0.0346	0.0031	0.0775	1.4096	0.0152	0.0496	0.0129
21	METAL FABRICATED PRODUCTS	0.0709	0.0345	0.0030	0.0771	1.4065	0.0152	0.0496	0.0129
22	MACHINERY & EQUIPMENT	0.0705	0.0344	0.0030	0.0855	1.3987	0.0154	0.0494	0.0129
23	AUTOS, TRUCKS, OTHER TRANSP. EQP.	0.0705	0.0343	0.0030	0.0768	1.3994	0.0154	0.0582	0.0130
24	ELEC. & COMMUNICATIONS PROD.	0.0684	0.0333	0.0029	0.0744	1.3568	0.0158	0.0492	0.0526
25	NON-METALLIC MINERAL PRODUCTS	0.0707	0.0344	0.0030	0.0821	1.4024	0.0153	0.0495	0.0129
26	PETROLEUM & COAL PRODUCTS	0.0676	0.0329	0.0029	0.1282	1.3408	0.0165	0.0488	0.0127
27	CHEMICALS, CHEMICAL PROD.	0.0675	0.0328	0.0029	0.1306	1.3382	0.0165	0.0481	0.0126
28	MISC. MANUFACTURED PRODUCTS	0.0693	0.0337	0.0030	0.0754	1.3734	0.0151	0.0495	0.0134
29	RESIDENTIAL CONSTRUCTION	0.0206	0.0101	0.0009	0.0356	0.3856	1.0089	0.0433	0.0100
30	NON-RESIDENTIAL CONSTRUCTION	0.0206	0.0101	0.0009	0.0356	0.3856	1.0089	0.0433	0.0100
31	REPAIR CONSTRUCTION	0.0206	0.0101	0.0009	0.0356	0.3856	1.0089	0.0433	0.0100
32	TRANSPORTATION & STORAGE	0.0104	0.0050	0.0004	0.0155	0.1759	0.0414	1.1350	0.0207
33	COMMUNICATION SERVICES	0.0049	0.0021	0.0002	0.0055	0.0784	0.0293	0.0395	1.0340
34	OTHER UTILITIES	0.0042	0.0019	0.0002	0.0264	0.0746	0.0489	0.0229	0.0068
35	WHOLESALE MARGINS	0.0215	0.0105	0.0009	0.0249	0.3965	0.0113	0.0470	0.0261
36	RETAIL MARGINS	0.0350	0.0028	0.0003	0.0088	0.1077	0.0157	0.0316	0.0243
37	IMPLIED RENT OWNER OCUP. DWEL.	0.0038	0.0017	0.0002	0.0060	0.0641	0.0907	0.0120	0.0194
38	OTHER FINANCE, INS., REAL ESTATE	0.0054	0.0021	0.0002	0.0128	0.0779	0.0957	0.0160	0.0194
39	BUSINESS SERVICES	0.0174	0.0049	0.0009	0.0125	0.1931	0.0113	0.0269	0.0293
40	PERSONAL & OTHER MISC. SERVICE	0.0199	0.0082	0.0011	0.0145	0.1939	0.0221	0.0354	0.0236
41	TRANSPORTATION MARGINS	0.0101	0.0048	0.0004	0.0150	0.1703	0.0401	1.0993	0.0200
42	OPERATING OFFICE, LAB & FOOD	0.0392	0.0149	0.0016	0.0354	0.5814	0.0117	0.0552	0.0132
43	TRAVEL, ADVERTISING, PROMOTION	0.0250	0.0114	0.0011	0.0268	0.4300	0.0189	0.2201	0.1058

TABLE 121. IMPACT (INVERSE) MATRIX (AGGREGATION - S). 1974 - CONCLUDED

NO.	COMMODITY AGGREGATION - S	ELEC. POWER, GAS, OTHER UTILITIES	WHOLESALE TRADE	RETAIL TRADE	FINANCE, INS. & REAL EST.	BUSINESS & PERSONAL SERVICES	TRANS. MARGINS	OPERATING OFFICE SUPPLIES	TRAVEL, PROMOTION, ADVTG.
1	GRAINS	0.0093	0.0365	0.0115	0.0385	0.0221	0.0222	0.0673	0.0102
2	OTHER AGRICULTURAL PRODUCTS	0.0093	0.0365	0.0122	0.0387	0.0222	0.0221	0.0675	0.0103
3	FORESTRY PRODUCTS	0.0062	0.0331	0.0188	0.1008	0.0692	0.0118	0.1550	0.0142
4	FISHING & TRAPPING PRODUCTS	0.0037	0.0281	0.0072	0.0232	0.0160	0.0140	0.0238	0.0073
5	METALLIC ORES & CONCENTRATES	0.0169	0.0193	0.0079	0.1527	0.0091	0.0091	0.0745	0.0144
6	MINERALS FUELS	0.0170	0.0185	0.0078	0.1581	0.0428	0.0082	0.0752	0.0136
7	NON-METALLIC MINERALS	0.0169	0.0193	0.0079	0.1528	0.0427	0.0091	0.0746	0.0144
8	SERVICES INCIDENTAL TO MINING	0.0170	0.0184	0.0078	0.1586	0.0428	0.0081	0.0751	0.0135
9	MEAT, FISH & DAIRY PRODUCTS	0.0148	0.0359	0.0673	0.0401	0.0384	0.0257	0.0596	0.0122
10	FRUIT, VEG., FEED, MISC. FOOD PROD.	0.0147	0.0403	0.0098	0.0379	0.0389	0.0269	0.0597	0.0319
11	BEVERAGES	0.0148	0.0373	0.0093	0.0378	0.0389	0.0270	0.0597	0.0319
12	TOBACCO & TOBACCO PRODUCTS	0.0147	0.0381	0.0093	0.0378	0.0389	0.0270	0.0597	0.0319
13	RUBBER, LEATHER, PLASTIC FAB. PRO.	0.0147	0.0409	0.0093	0.0379	0.0389	0.0269	0.0597	0.0320
14	TEXTILE PRODUCTS	0.0147	0.0424	0.0101	0.0380	0.0389	0.0269	0.0596	0.0320
15	KNITTED PRODUCTS & CLOTHING	0.0147	0.0376	0.0095	0.0378	0.0389	0.0270	0.0597	0.0319
16	LUMBER, SAWMILL, OTHER WOOD PROD.	0.0147	0.0378	0.0091	0.0381	0.0390	0.0269	0.0601	0.0318
17	FURNITURE & FIXTURES	0.0147	0.0416	0.0093	0.0379	0.0389	0.0269	0.0597	0.0320
18	PAPER & PAPER PRODUCTS	0.0147	0.0377	0.0093	0.0378	0.0389	0.0270	0.0597	0.0319
19	PRINTING & PUBLISHING	0.0147	0.0385	0.0093	0.0379	0.0389	0.0270	0.0597	0.0319
20	PRIMARY METAL PRODUCTS	0.0148	0.0373	0.0093	0.0378	0.0389	0.0270	0.0597	0.0319
21	METAL FABRICATED PRODUCTS	0.0147	0.0398	0.0093	0.0379	0.0389	0.0269	0.0597	0.0319
22	MACHINERY & EQUIPMENT	0.0148	0.0371	0.0093	0.0389	0.0389	0.0268	0.0599	0.0317
23	AUTOS, TRUCKS, OTHER TRANSP. EQP.	0.0147	0.0377	0.0094	0.0378	0.0390	0.0268	0.0598	0.0318
24	ELEC. & COMMUNICATIONS PROD.	0.0144	0.0372	0.0095	0.0373	0.0391	0.0261	0.0586	0.0314
25	NON-METALLIC MINERAL PRODUCTS	0.0148	0.0379	0.0093	0.0385	0.0389	0.0269	0.0598	0.0318
26	PETROLEUM & COAL PRODUCTS	0.0149	0.0363	0.0092	0.0442	0.0391	0.0260	0.0605	0.0309
27	CHEMICALS, CHEMICAL PROD.	0.0145	0.0363	0.0092	0.0445	0.0391	0.0259	0.0606	0.0309
28	MISC. MANUFACTURED PRODUCTS	0.0145	0.0367	0.0093	0.0383	0.0391	0.0264	0.0593	0.0327
29	RESIDENTIAL CONSTRUCTION	0.0057	0.0482	0.0122	0.0357	0.0576	0.0237	0.0358	0.0184
30	NON-RESIDENTIAL CONSTRUCTION	0.0057	0.0482	0.0122	0.0357	0.0576	0.0237	0.0358	0.0184
31	REPAIR CONSTRUCTION	0.0057	0.0482	0.0122	0.0357	0.0576	0.0237	0.0358	0.0184
32	TRANSPORTATION & STORAGE	0.0107	0.0308	0.0177	0.0383	0.0532	0.0108	0.0648	0.0217
33	COMMUNICATION SERVICES	0.0049	0.0099	0.0148	0.0239	0.0451	0.0038	0.0325	0.0198
34	OTHER UTILITIES	0.0078	0.0112	0.0043	0.0284	0.0239	0.0066	0.0224	0.0091
35	WHOLESALE MARGINS	0.0083	0.0780	0.0093	0.0514	0.0559	0.0104	0.0484	0.0532
36	RETAIL MARGINS	0.0202	0.0135	0.0046	0.0764	0.0440	0.0062	0.0551	0.0436
37	IMPLIED RENT OWNER OCUP. DWEL.	0.0062	0.0087	0.0048	0.0759	0.0356	0.0036	0.0246	0.0240
38	OTHER FINANCE, INS., REAL ESTATE	0.0066	0.0129	0.0094	0.0368	0.0424	0.0080	0.0259	0.0242
39	BUSINESS SERVICES	0.0089	0.0254	0.0170	0.0599	0.0208	0.0089	0.0634	0.0337
40	PERSONAL & OTHER MISC. SERVICE	0.0130	0.0631	0.1474	0.0696	0.8143	0.0088	0.0612	0.0357
41	TRANSPORTATION MARGINS	0.0104	0.0298	0.0171	0.0371	0.0516	1.0104	0.0628	0.0210
42	OPERATING OFFICE, LAB & FOOD	0.0091	0.0024	0.0625	0.0335	0.1485	0.0361	1.0396	0.0243
43	TRAVEL, ADVERTISING, PROMOTION	0.0094	0.0407	0.0492	0.0378	0.2647	0.0155	0.0466	1.0240

TABLE 122. MAKE (OUTPUT) MATRIX (AGGREGATION - M), 1974 (MILLIONS OF DOLLARS)

NO.	COMMODITY AGGREGATION - M	AGRICULTURE	FORESTRY	FISHING, HUNTING & TRAPPING	METAL MINES	MINERAL FUELS	NON-METAL MINES & QUARRIES	SERVICES INCIDENTAL TO MINING	FOOD & BEVERAGE INDUSTRIES
1	GRAINS.....	2775.5	1.0
2	LIVE ANIMALS.....	3061.3
3	OTHER AGRICULTURAL PRODUCTS.....	3067.0	15.9
4	FORESTRY PRODUCTS.....	59.1	2407.7	21.0
5	FISH LANDINGS.....	283.3
6	HUNTING & TRAPPING PRODUCTS.....	32.1
7	IRON ORES & CONCENTRATES.....	684.2
8	OTHER METAL ORES & CONCENTRATES.....	3078.5
9	COAL.....	264.5
10	CRUDE MINERAL OILS.....	3878.1
11	NATURAL GAS.....	677.6
12	NON-METALLIC MINERALS.....	2.1	94.3	717.2	..	1.0
13	SERVICES INCIDENTAL TO MINING.....	117.9	..	12.8	683.5	..
14	MEAT PRODUCTS.....	112.8	4151.4
15	DAIRY PRODUCTS.....	2004.3
16	FISH PRODUCTS.....	6.8	545.1
17	FRUITS & VEGETABLES PREPARATIONS.....	918.1
18	FEEDS.....	1464.7
19	FLOUR, WHEAT, MEAL & OTHER CEREALS.....	322.8
20	BREAKFAST CEREAL & BAKERY PROD.....	1135.6
21	SUGAR.....	647.2
22	MISC. FOOD PRODUCTS.....	13.4	1640.3
23	SOFT DRINKS.....	574.9
24	ALCOHOLIC BEVERAGES.....	1183.0
25	TOBACCO PROCESSED UNMANUFACTURED.....
26	CIGARETTES & TOBACCO MFG.....
27	TIRES & TUBES.....
28	OTHER RUBBER PRODUCTS.....
29	PLASTIC FABRICATED PRODUCTS.....
30	LEATHER & LEATHER PRODUCTS.....
31	YARNS & MAN MADE FIBRES.....
32	FABRICS.....
33	OTHER TEXTILE PRODUCTS.....
34	HOSIERY & KNITTED WEAR.....
35	CLOTHING & ACCESSORIES.....
36	LUMBER & TIMBER.....	..	16.7
37	VENEER & PLYWOOD.....
38	OTHER WOOD FABRICATED MATERIALS.....	..	0.4
39	FURNITURE & FIXTURES.....
40	PULP.....
41	NEWSPRINT & OTHER PAPER STOCK.....
42	PAPER PRODUCTS.....	3.9
43	PRINTING & PUBLISHING.....
44	ADVERTISING, PRINT MEDIA.....
45	IRON & STEEL PRODUCTS.....
46	ALUMINUM PRODUCTS.....
47	COPPER & COPPER ALLOY PRODUCTS.....
48	NICKEL PRODUCTS.....
49	OTHER NON-FERROUS METAL PRODUCTS.....	1.4
50	BOILERS, TANKS & PLATES.....
51	FABRICATED STRUCTURAL METAL PROD.....
52	OTHER METAL FABRICATED PRODUCTS.....
53	AGRICULTURAL MACHINERY.....
54	OTHER INDUSTRIAL MACHINERY.....	..	0.2	..	4.2	9.2	8.0	7.8	4.2
55	MOTOR VEHICLES.....
56	MOTOR VEHICLE PARTS.....
57	OTHER TRANSPORT EQUIPMENT.....
58	APPLIANCES & RECEIVERS, HOUSEHOLD.....
59	OTHER ELECTRICAL PRODUCTS.....
60	CEMENT & CONCRETE PRODUCTS.....	6.5
61	OTHER NON-METALLIC MINERAL PROD.....	5.0
62	GASOLINE & FUEL OIL.....
63	OTHER PETROLEUM & COAL PROD.....	300.1
64	INDUSTRIAL CHEMICALS.....	0.2	..	16.8
65	FERTILIZERS.....	276.2
66	PHARMACEUTICALS.....	14.5
67	OTHER CHEMICAL PRODUCTS.....	182.0
68	SCIENTIFIC EQUIPMENT.....
69	OTHER MANUFACTURED PRODUCTS.....	0.7
70	RESIDENTIAL CONSTRUCTION.....
71	NON-RESIDENTIAL CONSTRUCTION.....
72	REPAIR CONSTRUCTION.....
73	PIPELINE TRANSPORTATION.....
74	TRANSPORTATION & STORAGE.....	..	4.0	0.5
75	RADIO & TELEVISION BROADCASTING.....
76	TELEPHONE & TELEGRAPH.....
77	POSTAL SERVICES.....
78	ELECTRIC POWER.....	..	0.1	..	1.4
79	OTHER UTILITIES.....
80	WHOLESALE MARGINS.....	..	5.8	..	13.0	..	3.8	..	316.4
81	RETAIL MARGINS.....
82	IMPLIED RENT OWNER OCPD, DWEL.....
83	OTHER FINANCE, INS., REAL ESTATE.....	10.7	0.8	..	9.3	70.2	8.9	6.4	8.8
84	BUSINESS SERVICES.....
85	EDUCATION SERVICES.....
86	HEALTH SERVICES.....
87	AMUSEMENT & RECREATION SERVICES.....
88	ACCOMMODATION & FOOD SERVICES.....	..	41.7	..	9.5	..	0.9	..	4.7
89	OTHER PERSONAL & MISC. SERVICES.....	..	4.5	4.0	6.0	1.0	5.3	3.5	2.1
90	TRANSPORTATION MARGINS.....
91	OPERATING OFFICE, LAB & FOOD.....
92	TRAVEL, ADVERTISING & PROMOTION.....
TOTAL.....		9099.7	2497.8	326.2	3927.4	5294.9	1044.8	701.2	15167.6

NOTE: DETAIL MAY NOT ADD DUE TO ROUNDING AND SUPPRESSION OF CONFIDENTIAL COMMODITIES.

TABLE 122. MAKE (OUTPUT) MATRIX (AGGREGATION - M), 1974 (MILLIONS OF DOLLARS) - CONTINUED

NO.	COMMODITY AGGREGATION - M	TOBACCO PRODUCTS INDUSTRIES	RUBBER & PLASTIC PROD. IND.	LEATHER INDUSTRIES	TEXTILE INDUSTRIES	KNITTING MILLS	CLOTHING INDUSTRIES	WOOD	FURNITURE, FIXTURE INDUSTRIES
1	GRAINS
2	LIVE ANIMALS
3	OTHER AGRICULTURAL PRODUCTS
4	FORESTRY PRODUCTS	55.8	..
5	FISH LANDINGS
6	HUNTING & TRAPPING PRODUCTS
7	IRON ORES & CONCENTRATES
8	OTHER METAL ORES & CONCENTRATES
9	COAL
10	CRUDE MINERAL OILS
11	NATURAL GAS
12	NON-METALLIC MINERALS
13	SERVICES INCIDENTAL TO MINING
14	MEAT PRODUCTS	0.6
15	DAIRY PRODUCTS
16	FISH PRODUCTS
17	FRUITS & VEGETABLES PREPARATIONS
18	FEEDS
19	FLOUR, WHEAT MEAL & OTHER CEREALS
20	BREAKFAST CEREAL & BAKERY PROD
21	SUGAR
22	MISC. FOOD PRODUCTS
23	SOFT DRINKS
24	ALCOHOLIC BEVERAGES
25	TOBACCO PROCESSED UNMANUFACTURED	203.6
26	CIGARETTES & TOBACCO MFG.	510.4
27	TIRES & TUBES	451.0
28	OTHER RUBBER PRODUCTS	273.0	32.5	23.8
29	PLASTIC FABRICATED PRODUCTS	658.3	3.2	8.6
30	LEATHER & LEATHER PRODUCTS	517.8	0.4
31	YARNS & MAN MADE FIBRES	512.4
32	FABRICS	3.0	..	682.2	238.3
33	OTHER TEXTILE PRODUCTS	3.9	0.7	1068.2	1.7	5.3	..	3.0
34	HOSIERY & KNITTED WEAR	329.9	294.8
35	CLOTHING & ACCESSORIES	21.1	15.3	61.5	33.7	1776.9	..	0.1
36	LUMBER & TIMBER	1954.4	..
37	VENEER & PLYWOOD	443.3	..
38	OTHER WOOD FABRICATED MATERIALS	1495.1	52.7
39	FURNITURE & FIXTURES	28.3	..	2.7	41.3	1202.7
40	PULP
41	NEWSPRINT & OTHER PAPER STOCK	1.7	..
42	PAPER PRODUCTS	59.6	1.1	33.2
43	PRINTING & PUBLISHING
44	ADVERTISING PRINT MEDIA
45	IRON & STEEL PRODUCTS
46	ALUMINUM PRODUCTS	0.6
47	COPPER & COPPER ALLOY PRODUCTS
48	NICKEL PRODUCTS
49	OTHER NON FERROUS METAL PRODUCTS
50	BOILERS, TANKS & PLATES	2.4
51	FABRICATED STRUCTURAL METAL PROD	3.5	0.6
52	OTHER METAL FABRICATED PRODUCTS	23.8	..	4.2	5.9	5.2
53	AGRICULTURAL MACHINERY
54	OTHER INDUSTRIAL MACHINERY	13.7	..	1.8	14.6	..
55	MOTOR VEHICLES	0.9
56	MOTOR VEHICLE PARTS	128.7	..	48.7
57	OTHER TRANSPORT EQUIPMENT	10.0
58	APPLIANCES & RECEIVERS, HOUSEHOLD	8.3	5.8
59	OTHER ELECTRICAL PRODUCTS	8.7	45.0
60	CEMENT & CONCRETE PRODUCTS
61	OTHER NON-METALLIC MINERAL PROD	0.9
62	GASOLINE & FUEL OIL
63	OTHER PETROLEUM & COAL PROD
64	INDUSTRIAL CHEMICALS	58.0	..	9.5
65	FERTILIZERS
66	PHARMACEUTICALS
67	OTHER CHEMICAL PRODUCTS	12.4	0.2	0.9	..
68	SCIENTIFIC EQUIPMENT	8.0	..	5.7
69	OTHER MANUFACTURED PRODUCTS	41.9	2.9	8.1	0.9	7.1
70	RESIDENTIAL CONSTRUCTION
71	NON-RESIDENTIAL CONSTRUCTION
72	REPAIR CONSTRUCTION
73	PIPELINE TRANSPORTATION
74	TRANSPORTATION & STORAGE	6.7	..
75	RADIO & TELEVISION BROADCASTING
76	TELEPHONE & TELEGRAPH
77	POSTAL SERVICES
78	ELECTRIC POWER	0.2	0.3	..
79	OTHER UTILITIES
80	WHOLESALE MARGINS	4.1	94.6	10.7	41.6	2.3	35.2	34.8	16.5
81	RETAIL MARGINS
82	IMPUTED RENT OWNER OCPD, DWEL
83	OTHER FINANCE, INS., REAL ESTATE	0.1	0.3	0.6	1.4	0.6	3.3	6.2	2.7
84	BUSINESS SERVICES	0.6	..	0.1
85	EDUCATION SERVICES
86	HEALTH SERVICES
87	AMUSEMENT & RECREATION SERVICES
88	ACCOMMODATION & FOOD SERVICES	0.1	0.9	0.1	11.9	0.1	0.3	1.3	1.0
89	OTHER PERSONAL & MISC. SERVICES	1.8	..	0.2	0.1	0.6	1.6	18.7
90	TRANSPORTATION MARGINS
91	OPERATING, OFFICE, LAB. & FOOD
92	TRAVEL, ADVERTISING & PROMOTION
	TOTAL	722.6	1955.9	587.2	2538.9	609.5	2121.3	4085.8	1368.6

NOTE: DETAIL MAY NOT ADD DUE TO ROUNDING AND SUPPRESSION OF CONFIDENTIAL COMMODITIES.

TABLE 122. MAKE (OUTPUT) MATRIX (AGGREGATION - M), 1974 (MILLIONS OF DOLLARS) - CONTINUED

COMMODITY AGGREGATION - M	PAPER & ALLIED INDUSTRIES	PRINTING & PUBLISHING	PRIMARY METAL INDUSTRIES	METAL FABRICATING INDUSTRIES	MACHINERY INDUSTRIES	TRANS. EQUIPMENT INDUSTRIES	ELECTRICAL PRODUCTS INDUSTRIES	NON-METAL. MINERAL PROD. IND.
NO.								
1 GRAINS.....
2 LIVE ANIMALS.....
3 OTHER AGRICULTURAL PRODUCTS.....
4 FORESTRY PRODUCTS.....
5 FISH LANDINGS.....
6 HUNTING & TRAPPING PRODUCTS.....
7 IRON ORES & CONCENTRATES.....	10.6
8 OTHER METAL ORES & CONCENTRATES.....	137.4
9 COAL.....
10 CRUDE MINERAL OILS.....
11 NATURAL GAS.....
12 NON-METALLIC MINERALS.....	1.9	..	1.4	27.0
13 SERVICES INCIDENTAL TO MINING.....
14 MEAT PRODUCTS.....
15 DAIRY PRODUCTS.....
16 FISH PRODUCTS.....
17 FRUITS & VEGETABLES PREPARATIONS.....
18 FEEDS.....
19 FLOUR WHEAT MEAL & OTHER CEREALS.....
20 BREAKFAST CEREAL & BAKERY PROD.....
21 SUGAR.....
22 MISC. FOOD PRODUCTS.....
23 SOFT DRINKS.....
24 ALCOHOLIC BEVERAGES.....
25 TOBACCO PROCESSED UNMANUFACTURED.....
26 CIGARETTES & TOBACCO MFG.....
27 TIRES & TUBES.....
28 OTHER RUBBER PRODUCTS.....	0.6	..
29 PLASTIC FABRICATED PRODUCTS.....	58.8	17.5	..	9.1	..	3.1
30 LEATHER & LEATHER PRODUCTS.....
31 YARNS & MAN MADE FIBRES.....
32 FABRICS.....	..	0.3
33 OTHER TEXTILE PRODUCTS.....	2.9
34 HOSIERY & KNITTED WEAR.....
35 CLOTHING & ACCESSORIES.....
36 LUMBER & TIMBER.....
37 VENEER & PLYWOOD.....
38 OTHER WOOD FABRICATED MATERIALS.....	7.4	8.8	2.1
39 FURNITURE & FIXTURES.....	61.1	10.3	2.7	7.8	..
40 PULP.....	2178.5
41 NEWSPRINT & OTHER PAPER STOCK.....	3432.3
42 PAPER PRODUCTS.....	1872.3	60.4	..	15.5
43 PRINTING & PUBLISHING.....	32.6	1741.7	0.3	..	1.8
44 ADVERTISING, PRINT MEDIA.....	..	755.1
45 IRON & STEEL PRODUCTS.....	3456.7	257.8	22.6	56.2
46 ALUMINUM PRODUCTS.....	12.4	..	1085.3	27.0	..	0.5
47 COPPER & COPPER ALLOY PRODUCTS.....	1524.2	23.7
48 NICKEL PRODUCTS.....	872.5	10.0
49 OTHER NON FERROUS METAL PRODUCTS.....	873.8	25.4	12.0	3.5	17.2	..
50 BOILERS, TANKS & PLATES.....	377.1	6.9
51 FABRICATED STRUCTURAL METAL PROD.....	189.2	14.2	10.0	8.1	6.2	..
52 OTHER METAL FABRICATED PRODUCTS.....	249.1	3251.8	108.6	62.0	88.9	..
53 AGRICULTURAL MACHINERY.....	3.0	13.3	518.0	6.4
54 OTHER INDUSTRIAL MACHINERY.....	54.3	1.4	150.4	302.6	2109.6	106.3	73.4	7.2
55 MOTOR VEHICLES.....	9.1	26.1	5873.6
56 MOTOR VEHICLE PARTS.....	116.8	16.2	2448.6	2.9	..
57 OTHER TRANSPORT EQUIPMENT.....	34.1	50.3	1491.3
58 APPLIANCES & RECEIVERS, HOUSEHOLD.....	38.8	45.3	..	1029.8	..
59 OTHER ELECTRICAL PRODUCTS.....	14.9	31.2	208.0	54.3	3207.1	..
60 CEMENT & CONCRETE PRODUCTS.....	1190.9
61 OTHER NON-METALLIC MINERAL PROD.....	9.4	22.6	1007.0
62 GASOLINE & FUEL OIL.....
63 OTHER PETROLEUM & COAL PROD.....	7.3	..	28.7	3.4
64 INDUSTRIAL CHEMICALS.....	13.3	..	43.1
65 FERTILIZERS.....
66 PHARMACEUTICALS.....
67 OTHER CHEMICAL PRODUCTS.....	1.7	..	6.1	6.3	14.1
68 SCIENTIFIC EQUIPMENT.....	7.1	4.9	..	17.4	..
69 OTHER MANUFACTURED PRODUCTS.....	13.7	66.1	11.7	..
70 RESIDENTIAL CONSTRUCTION.....
71 NON-RESIDENTIAL CONSTRUCTION.....
72 REPAIR CONSTRUCTION.....
73 PIPELINE TRANSPORTATION.....
74 TRANSPORTATION & STORAGE.....	3.7
75 RADIO & TELEVISION BROADCASTING.....
76 TELEPHONE & TELEGRAPH.....
77 POSTAL SERVICES.....
78 ELECTRIC POWER.....	6.2	..	20.8	0.1	0.3	..
79 OTHER UTILITIES.....
80 WHOLESALE MARGINS.....	58.4	34.8	27.6	148.6	187.7	722.7	241.3	48.9
81 RETAIL MARGINS.....
82 IMPUTED RENT OWNER OCCUP. DWELL.....
83 OTHER FINANCE INS. REAL ESTATE.....	7.1	5.6	2.3	7.8	3.7	6.5	2.0	2.3
84 BUSINESS SERVICES.....	0.8	1.0	36.8	7.6	1.5	..
85 EDUCATION SERVICES.....
86 HEALTH SERVICES.....
87 AMUSEMENT & RECREATION SERVICES.....
88 ACCOMMODATION & FOOD SERVICES.....	0.9	2.5	0.8	2.5	1.6	2.4	3.1	1.4
89 OTHER PERSONAL & MISC. SERVICES.....	3.5	2.7	1.1	51.5	59.0	69.3	51.5	4.0
90 TRANSPORTATION MARGINS.....
91 OPERATING, OFFICE, LAB. & FOOD.....
92 TRAVEL, ADVERTISING & PROMOTION.....
TOTAL.....	7836.8	2611.6	8735.3	6127.6	3453.0	10975.5	4789.6	2371.9

NOTE: DETAIL MAY NOT ADD DUE TO ROUNDING AND SUPPRESSION OF CONFIDENTIAL COMMODITIES.

TABLE 122. MAKE (OUTPUT) MATRIX (AGGREGATION - M), 1974 (MILLIONS OF DOLLARS) - CONTINUED

NO.	COMMODITY AGGREGATION - M	PETROLEUM & COAL PROD. IND.	CHEMICAL & CHEMICAL PROD. IND.	MISC. MANUFACTURING	CONSTR. INDUSTRY	TRANS & STORAGE	COMMUNI- CATION	ELEC POWER GAS, OTHER UTILITIES	WHOLESALE TRADE
1	GRAINS.....
2	LIVE ANIMALS.....
3	OTHER AGRICULTURAL PRODUCTS.....
4	FORESTRY PRODUCTS.....	2.0	..
5	FISH LANDINGS.....
6	HUNTING & TRAPPING PRODUCTS.....
7	IRON ORES & CONCENTRATES.....
8	OTHER METAL ORES & CONCENTRATES.....	45.3
9	COAL.....
10	CRUDE MINERAL OILS.....
11	NATURAL GAS.....
12	NON-METALLIC MINERALS.....	..	8.4
13	SERVICES INCIDENTAL TO MINING.....
14	MEAT PRODUCTS.....
15	DAIRY PRODUCTS.....	0.3
16	FISH PRODUCTS.....	1.6
17	FRUITS & VEGETABLES PREPARATIONS.....	14.3
18	FEEDS.....	..	17.3
19	FLOUR, WHEAT MEAL & OTHER CEREALS.....
20	BREAKFAST CEREAL & BAKERY PROD.....	3.4
21	SUGAR.....
22	MISC. FOOD PRODUCTS.....	..	12.7
23	SOFT DRINKS.....
24	ALCOHOLIC BEVERAGES.....
25	TOBACCO PROCESSED UNMANUFACTURED.....	0.6
26	CIGARETTES & TOBACCO MFG.....
27	TIRIS & TUBES.....
28	OTHER RUBBER PRODUCTS.....	15.2
29	PLASTIC FABRICATED PRODUCTS.....	..	31.8	31.1
30	LEATHER & LEATHER PRODUCTS.....	15.4	8.0
31	YARNS & MAN MADE FIBRES.....
32	FABRICS.....	1.1
33	OTHER TEXTILE PRODUCTS.....	20.0	13.6
34	HOSIERY & KNITTED WEAR.....	0.1
35	CLOTHING & ACCESSORIES.....	12.5	0.6
36	LUMBER & TIMBER.....	1.0
37	VENEER & PLYWOOD.....
38	OTHER WOOD FABRICATED MATERIALS.....	..	5.1	2.7	1.0
39	FURNITURE & FIXTURES.....	3.8	6.1
40	PULP.....
41	NEWSPRINT & OTHER PAPER STOCK.....	..	2.4	1.2	0.6
42	PAPER PRODUCTS.....	..	6.3	99.9	2.3
43	PRINTING & PUBLISHING.....	..	1.0	3.2
44	ADVERTISING, PRINT MEDIA.....
45	IRON & STEEL PRODUCTS.....
46	ALUMINUM PRODUCTS.....
47	COPPER & COPPER ALLOY PRODUCTS.....
48	NICKEL PRODUCTS.....
49	OTHER NON-FERROUS METAL PRODUCTS.....	..	21.2	54.9
50	BOILERS, FANKS & PLATES.....
51	FABRICATED STRUCTURAL METAL PROD.....	1.9	2.8
52	OTHER METAL FABRICATED PRODUCTS.....	..	18.1	16.6	11.8
53	AGRICULTURAL MACHINERY.....
54	OTHER INDUSTRIAL MACHINERY.....	..	7.7	18.5
55	MOTOR VEHICLES.....
56	MOTOR VEHICLE PARTS.....	4.0
57	OTHER TRANSPORT EQUIPMENT.....	7.5	..	82.5	4.8
58	APPLIANCES & REFRIGERATORS.....	19.0
59	OTHER ELECTRICAL PRODUCTS.....	23.1	192.9	..	5.1
60	CEMENT & CONCRETE PRODUCTS.....
61	OTHER NON-METALLIC MINERAL PROD.....	8.9	1.5
62	GASOLINE & FUEL OIL.....	4552.9
63	OTHER PETROLEUM & COAL PROD.....	702.1	98.8	3.0	..	0.3	..
64	INDUSTRIAL CHEMICALS.....	3.1	1946.2	0.4
65	FERTILIZERS.....	..	110.2
66	PHARMACEUTICALS.....	..	531.4
67	OTHER CHEMICAL PRODUCTS.....	10.1	1715.6	9.2
68	SCIENTIFIC EQUIPMENT.....	505.8	0.3
69	OTHER MANUFACTURED PRODUCTS.....	19.7	58.1	872.3	48.2
70	RESIDENTIAL CONSTRUCTION.....	7414.0
71	NON-RESIDENTIAL CONSTRUCTION.....	13529.7
72	REPAIR CONSTRUCTION.....	4271.9
73	PIPELINE TRANSPORTATION.....
74	TRANSPORTATION & STORAGE.....	10481.4	..	19.7	..
75	RADIO & TELEVISION BROADCASTING.....	570.4
76	TELEPHONE & TELEGRAPH.....	2645.3
77	POSTAL SERVICES.....	604.8
78	ELECTRIC POWER.....	..	0.1	15.0	..	2931.7	..
79	OTHER UTILITIES.....	509.8	..
80	WHOLESALE MARGINS.....	11.0	231.8	98.8	..	1.8	8218.0
81	RETAIL MARGINS.....	20.0	..	36.9	..
82	IMPUTED RENT OWNER OCPI, DWEL.....
83	OTHER FINANCE, INS, REAL ESTATE.....	49.6	3.2	2.5	130.1	46.0	2.1	3.8	57.3
84	BUSINESS SERVICES.....	1.0	4.1	0.2	..	13.2	32.4	1.2	24.6
85	EDUCATION SERVICES.....
86	HEALTH SERVICES.....
87	AMUSEMENT & RECREATION SERVICES.....	11.4
88	ACCOMMODATION & FOOD SERVICES.....	0.4	3.4	2.0	..	27.5	..	8.4	..
89	OTHER PERSONAL & MISC. SERVICES.....	0.6	0.4	53.7	147.6	109.8	13.3	45.2	701.0
90	TRANSPORTATION MARGINS.....
91	OPERATING, OFFICE LAB & FOOD.....
92	TRAVEL, ADVERTISING & PROMOTION.....
TOTAL.....		5353.4	4934.4	1961.4	25493.3	11685.2	4072.6	3559.2	9132.8

NOTE: DETAIL MAY NOT ADD DUE TO ROUNDING AND SUPPRESSION OF CONFIDENTIAL COMMODITIES.

TABLE 122. MAKE (OUTPUT) MATRIX (AGGREGATION - M), 1974 (MILLIONS OF DOLLARS) - CONTINUED

NO.	COMMODITY AGGREGATION - M	RETAIL TRADE	OWNER OCCUPIED DWELLINGS	FINANCE, INS. & REAL ESTATE	EDUCATION & HEALTH SERVICES	AMUSEMENT RECREATION SERVICES	SERVICE TO BUSINESS MANAGEMENT	ACCOMMODATION- FOOD SERVICES	PERSONAL & MISC SERVICES
1	GRAINS.....
2	LIVE ANIMALS.....
3	OTHER AGRICULTURAL PRODUCTS.....	4.2
4	FORESTRY PRODUCTS.....
5	FISH LANDINGS.....
6	HUNTING & TRAPPING PRODUCTS.....
7	IRON ORES & CONCENTRATES.....
8	OTHER METAL, ORES & CONCENTRATES.....
9	COAL.....
10	CRUDE MINERAL OILS.....
11	NATURAL GAS.....
12	NON-METALLIC MINERALS.....
13	SERVICES INCIDENTAL TO MINING.....
14	MEAT PRODUCTS.....	422.3
15	DAIRY PRODUCTS.....
16	FISH PRODUCTS.....
17	FRUITS & VEGETABLES PREPARATIONS.....
18	FEEDS.....
19	FLOUR, WHEAT, MEAL & OTHER CEREALS.....
20	BREAKFAST CEREAL & BAKERY PROD.....
21	SUGAR.....
22	MISC. FOOD PRODUCTS.....	3.1
23	SOFT DRINKS.....
24	ALCOHOLIC BEVERAGES.....
25	TOBACCO PROCESSED UNMANUFACTURED.....
26	CIGARETTES & TOBACCO MFG.....
27	TIRES & TUBES.....
28	OTHER RUBBER PRODUCTS.....
29	PLASTIC FABRICATED PRODUCTS.....
30	LEATHER & LEATHER PRODUCTS.....
31	YARNS & MAN MADE FIBRES.....
32	FABRICS.....
33	OTHER TEXTILE PRODUCTS.....	2.2
34	HOSIERY & KNITTED WEAR.....
35	CLOTHING & ACCESSORIES.....	0.4
36	LUMBER & TIMBER.....
37	VENEER & PLYWOOD.....
38	OTHER WOOD FABRICATED MATERIALS.....
39	FURNITURE & FIXTURES.....
40	PULP.....
41	NEWSPRINT & OTHER PAPER STOCK.....
42	PAPER PRODUCTS.....
43	PRINTING & PUBLISHING.....
44	ADVERTISING, PRINT MEDIA.....
45	IRON & STEEL PRODUCTS.....
46	ALUMINUM PRODUCTS.....
47	COPPER & COPPER ALLOY PRODUCTS.....
48	NICKEL PRODUCTS.....
49	OTHER NON FERROUS METAL PRODUCTS.....
50	BOILERS, TANKS & PLATES.....
51	FABRICATED STRUCTURAL METAL PROD.....
52	OTHER METAL FABRICATED PRODUCTS.....
53	AGRICULTURAL MACHINERY.....
54	OTHER INDUSTRIAL MACHINERY.....
55	MOTOR VEHICLES.....
56	MOTOR VEHICLE PARTS.....
57	OTHER TRANSPORT EQUIPMENT.....
58	APPLIANCES & RECEIVERS, HOUSEHOLD.....
59	OTHER ELECTRICAL PRODUCTS.....
60	CEMENT & CONCRETE PRODUCTS.....
61	OTHER NON-METALLIC MINERAL PROD.....
62	GASOLINE & FUEL OIL.....
63	OTHER PETROLEUM & COAL PROD.....
64	INDUSTRIAL CHEMICALS.....
65	FERTILIZERS.....
66	PHARMACEUTICALS.....
67	OTHER CHEMICAL PRODUCTS.....
68	SCIENTIFIC EQUIPMENT.....
69	OTHER MANUFACTURED PRODUCTS.....
70	RESIDENTIAL CONSTRUCTION.....
71	NON-RESIDENTIAL CONSTRUCTION.....
72	REPAIR CONSTRUCTION.....
73	PIPELINE TRANSPORTATION.....
74	TRANSPORTATION & STORAGE.....	9.0	..	0.3
75	RADIO & TELEVISION BROADCASTING.....
76	TELEPHONE & TELEGRAPH.....
77	POSTAL SERVICES.....
78	ELECTRIC POWER.....
79	OTHER UTILITIES.....	0.1
80	WHOLESALE MARGINS.....	10.6
81	RETAIL MARGINS.....	9955.5	30.6	109.0
82	IMPLIED RENT OWNER OCCUP. DWEL.....	..	7320.7	12.2	..	31.9	8.8
83	OTHER FINANCE, INS., REAL ESTATE.....	72.5	..	15947.9	2.9	11.2	35.3	48.8	7.0
84	BUSINESS SERVICES.....	2.0	..	16.6	..	0.2	4193.2
85	EDUCATION SERVICES.....	387.1
86	HEALTH SERVICES.....	2553.6
87	AMUSEMENT & RECREATION SERVICES.....	1102.1	5.8	0.6	..
88	ACCOMMODATION & FOOD SERVICES.....	209.2	..	0.6	..	46.7	0.1	5757.7	0.1
89	OTHER PERSONAL & MISC. SERVICES.....	1909.4	..	172.7	762.3	31.3	1563.0
90	TRANSPORTATION MARGINS.....
91	OPERATING, OFFICE, LAB. & FOOD.....
92	TRAVEL, ADVERTISING & PROMOTION.....
	TOTAL.....	12990.0	7320.7	16130.2	2943.6	1190.8	5118.0	5870.4	1589.5

NOTE: DETAIL MAY NOT ADD DUE TO ROUNDING AND SUPPRESSION OF CONFIDENTIAL COMMODITIES.

TABLE 122. MAKE (OUTPUT) MATRIX (AGGREGATION - M), 1974 (MILLIONS OF DOLLARS) - CONCLUDED

NO.	COMMODITY AGGREGATION - M	TRANS. MARGINS	OPERATING OFFICE LAB & FOOD	TRAVEL PROMOTION, ADV'TG.	TOTAL INDUSTRIES
1	GRAINS.....	2776.8
2	LIVE ANIMALS.....	3061.4
3	OTHER AGRICULTURAL PRODUCTS.....	3108.0
4	FORESTRY PRODUCTS.....	2524.8
5	FISH LANDINGS.....	283.3
6	HUNTING & TRAPPING PRODUCTS.....	32.1
7	IRON ORES & CONCENTRATES.....	694.8
8	OTHER METAL ORES & CONCENTRATES.....	3261.2
9	COAL.....	264.5
10	CRUDE MINERAL OILS.....	3899.1
11	NATURAL GAS.....	677.6
12	NON-METALLIC MINERALS.....	854.6
13	SERVICES INCIDENTAL TO MINING.....	814.2
14	MEAT PRODUCTS.....	4725.1
15	DAIRY PRODUCTS.....	2604.3
16	FISH PRODUCTS.....	552.3
17	FRUITS & VEGETABLES PREPARATIONS.....	919.7
18	FEEDS.....	1496.2
19	FLOUR, WHEAT MEAL & OTHER CEREALS.....	322.8
20	BREAKFAST CEREAL & BAKERY PROD.....	1139.1
21	SUGAR.....	647.2
22	MISC. FOOD PRODUCTS.....	1669.5
23	SOFT DRINKS.....	574.9
24	ALCOHOLIC BEVERAGES.....	1183.0
25	TOBACCO PROCESSED UNMANUFACTURED.....	203.6
26	CIGARETTES & TOBACCO MFG.....	511.2
27	TIRES & TUBES.....	451.0
28	OTHER RUBBER PRODUCTS.....	355.4
29	PLASTIC FABRICATED PRODUCTS.....	829.0
30	LEATHER & LEATHER PRODUCTS.....	559.2
31	YARNS & MAN MADE FIBRES.....	530.8
32	FABRICS.....	936.5
33	OTHER TEXTILE PRODUCTS.....	1131.3
34	HOSIERY & KNITTED WEAR.....	625.9
35	CLOTHING & ACCESSORIES.....	1927.2
36	LUMBER & TIMBER.....	2010.8
37	VENEER & PLYWOOD.....	449.6
38	OTHER WOOD FABRICATED MATERIALS.....	1580.0
39	FURNITURE & FIXTURES.....	1369.9
40	PULP.....	2178.5
41	NEWSPRINT & OTHER PAPER STOCK.....	3447.8
42	PAPER PRODUCTS.....	2160.4
43	PRINTING & PUBLISHING.....	1782.9
44	ADVERTISING, PRINT MEDIA.....	755.1
45	IRON & STEEL PRODUCTS.....	3799.5
46	ALUMINUM PRODUCTS.....	1131.6
47	COPPER & COPPER ALLOY PRODUCTS.....	1554.0
48	NICKEL PRODUCTS.....	883.8
49	OTHER NON FERROUS METAL PRODUCTS.....	1011.6
50	BOILERS, TANKS & PLATES.....	390.5
51	FABRICATED STRUCTURAL METAL PROD.....	1421.2
52	OTHER METAL FABRICATED PRODUCTS.....	3864.7
53	AGRICULTURAL MACHINERY.....	542.0
54	OTHER INDUSTRIAL MACHINERY.....	2899.5
55	MOTOR VEHICLES.....	5920.9
56	MOTOR VEHICLE PARTS.....	2796.2
57	OTHER TRANSPORT EQUIPMENT.....	1685.1
58	APPLIANCES & RECEIVERS, HOUSEHOLD.....	1166.2
59	OTHER ELECTRICAL PRODUCTS.....	3801.0
60	CEMENT & CONCRETE PRODUCTS.....	1199.3
61	OTHER NON-METALLIC MINERAL PROD.....	1082.7
62	GASOLINE & FUEL OIL.....	4560.0
63	OTHER PETROLEUM & COAL PROD.....	1145.3
64	INDUSTRIAL CHEMICALS.....	2108.9
65	FERTILIZERS.....	386.4
66	PHARMACEUTICALS.....	546.9
67	OTHER CHEMICAL PRODUCTS.....	1982.9
68	SCIENTIFIC EQUIPMENT.....	568.5
69	OTHER MANUFACTURED PRODUCTS.....	1170.4
70	RESIDENTIAL CONSTRUCTION.....	7414.0
71	NON RESIDENTIAL CONSTRUCTION.....	13529.7
72	REPAIR CONSTRUCTION.....	4271.9
73	PIPELINE TRANSPORTATION.....	904.7
74	TRANSPORTATION & STORAGE.....	10505.6
75	RADIO & TELEVISION BROADCASTING.....	570.4
76	TELEPHONE & TELEGRAPH.....	2645.3
77	POSTAL SERVICES.....	604.8
78	ELECTRIC POWER.....	2976.1
79	OTHER UTILITIES.....	523.5
80	WHOLESALE MARGINS.....	10719.3
81	RETAIL MARGINS.....	10096.0
82	IMPUTED RENT OWNER OCCPD. DWEL.....	7320.7
83	OTHER FINANCE, INS., REAL ESTATE.....	16587.7
84	BUSINESS SERVICES.....	4337.3
85	EDUCATION SERVICES.....	387.1
86	HEALTH SERVICES.....	2553.6
87	AMUSEMENT & RECREATION SERVICES.....	1126.0
88	ACCOMMODATION & FOOD SERVICES.....	6132.7
89	OTHER PERSONAL & MISC. SERVICES.....	5802.5
90	TRANSPORTATION MARGINS.....	4843.4	4843.4
91	OPERATING, OFFICE, LAB. & FOOD.....	..	8698.7	..	8698.7
92	TRAVEL, ADVERTISING & PROMOTION.....	4572.6	4572.6
	TOTAL.....	4843.4	8698.7	4572.6	236018.9

NOTE: DETAIL MAY NOT ADD DUE TO ROUNDING AND SUPPRESSION OF CONFIDENTIAL COMMODITIES

TABLE 123. USE (INPUT) MATRIX (AGGREGATION - ME 1974 (MILLIONS OF DOLLARS))

NO.	COMMODITY AGGREGATION - M	AGRICUL- TURE	FOREST- RY	FISHING, HUNTING & TRAPPING	METAL MINES	MINERAL FUELS	NON-METAL MINES & QUARRIES	SERVICES INCIDENTAL TO MINING	FOOD & BEVERAGE INDUSTRIES
1	GRAINS.....	73.6	--	--	--	--	--	--	836.0
2	LIVE ANIMALS.....	102.1	--	--	--	--	--	--	2292.5
3	OTHER AGRICULTURAL PRODUCTS.....	222.4	--	--	--	--	--	--	1555.0
4	FORESTRY PRODUCTS.....	0.6	345.8	--	--	--	--	--	--
5	FISH LANDINGS.....	--	--	3.2	--	--	--	--	246.0
6	HUNTING & TRAPPING PRODUCTS.....	--	--	--	--	--	--	--	0.1
7	IRON ORES & CONCENTRATES.....	--	--	--	4.1	--	--	--	--
8	OTHER METAL ORES & CONCENTRATES.....	--	--	--	8.5	--	--	--	--
9	COAL.....	2.7	--	--	2.8	--	0.2	--	0.4
10	CRUDE MINERAL OILS.....	--	--	--	--	--	--	--	--
11	NATURAL GAS.....	2.2	--	--	2.8	3.5	3.1	--	10.4
12	NON-METALLIC MINERALS.....	9.0	--	0.6	19.9	0.7	5.5	2.8	11.0
13	SERVICES INCIDENTAL TO MINING.....	--	--	--	188.8	139.0	21.3	--	--
14	MEAT PRODUCTS.....	5.0	--	--	--	--	--	--	909.8
15	DAIRY PRODUCTS.....	--	--	--	--	--	--	--	317.7
16	FISH PRODUCTS.....	--	--	--	--	--	--	--	48.9
17	FRUITS & VEGETABLES PREPARATIONS.....	--	--	--	--	--	--	--	107.9
18	FEEDS.....	1040.1	--	--	--	--	--	--	301.9
19	FLOUR, WHEAT, MEAL, & OTHER CEREALS.....	--	--	--	--	--	--	--	196.1
20	BREAKFAST CEREAL & BAKERY PROD.....	--	--	--	--	--	--	--	9.5
21	SUGAR.....	--	--	--	--	--	--	--	393.2
22	MISC. FOOD PRODUCTS.....	--	--	--	--	--	--	--	581.7
23	SOFT DRINKS.....	--	--	--	--	--	--	--	67.2
24	ALCOHOLIC BEVERAGES.....	--	--	--	--	--	--	--	14.8
25	TOBACCO PROCESSED UNMANUFACTURED.....	--	--	--	--	--	--	--	--
26	CIGARETTES & TOBACCO MFG.....	--	--	--	--	--	--	--	--
27	TIRES & TUBES.....	13.6	--	--	--	--	--	--	0.2
28	OTHER RUBBER PRODUCTS.....	--	--	--	--	--	--	--	--
29	PLASTIC FABRICATED PRODUCTS.....	--	--	--	--	--	--	--	72.8
30	LEATHER & LEATHER PRODUCTS.....	--	--	--	--	--	--	--	--
31	YARNS & MAN MADE FIBRES.....	--	--	0.6	--	--	--	--	--
32	FABRICS.....	--	--	--	--	--	--	--	1.3
33	OTHER TEXTILE PRODUCTS.....	62.0	4.9	9.6	1.0	--	5.2	--	9.8
34	HOSIERY & KNITTED WEAR.....	--	--	--	--	--	--	--	--
35	CLOTHING & ACCESSORIES.....	--	--	--	--	--	--	--	--
36	LUMBER & TIMBER.....	0.1	--	3.5	--	0.6	0.7	--	--
37	VENEER & PLYWOOD.....	--	--	--	--	--	--	--	--
38	OTHER WOOD FABRICATED MATERIALS.....	5.9	--	--	--	--	1.2	--	10.5
39	FURNITURE & FIXTURES.....	--	--	--	--	--	--	--	--
40	PULP.....	--	--	--	--	--	--	--	--
41	NEWSPRINT & OTHER PAPER STOCK.....	--	--	--	--	--	--	--	15.4
42	PAPER PRODUCTS.....	3.5	--	--	0.1	--	9.0	--	402.6
43	PRINTING & PUBLISHING.....	--	--	--	--	--	0.4	--	47.1
44	ADVERTISING, PRINT MEDIA.....	--	--	--	--	--	--	--	--
45	IRON & STEEL PRODUCTS.....	--	--	--	58.8	11.5	2.2	14.8	--
46	ALUMINUM PRODUCTS.....	--	--	--	--	--	--	--	0.8
47	COPPER & COPPER ALLOY PRODUCTS.....	--	--	--	--	--	--	--	--
48	NICKEL PRODUCTS.....	--	--	--	--	--	--	--	--
49	OTHER NON-FERROUS METAL PRODUCTS.....	--	--	--	1.5	0.1	--	--	4.5
50	BOILERS, TANKS & PLATES.....	--	--	--	--	--	--	--	--
51	FABRICATED STRUCTURAL METAL PROD.....	--	--	--	4.1	1.0	--	--	--
52	OTHER METAL FABRICATED PRODUCTS.....	62.6	18.8	1.2	5.4	2.3	--	--	239.5
53	AGRICULTURAL MACHINERY.....	82.9	--	--	--	--	--	--	--
54	OTHER INDUSTRIAL MACHINERY.....	--	12.1	4.3	35.7	21.9	19.6	7.9	5.8
55	MOTOR VEHICLES.....	--	--	--	--	--	--	--	--
56	MOTOR VEHICLE PARTS.....	--	--	--	--	--	--	--	--
57	OTHER TRANSPORT EQUIPMENT.....	1.6	4.0	22.7	9.0	1.2	--	--	--
58	APPLIANCES & RECEIVERS HOUSEHOLD.....	--	--	--	--	--	--	--	--
59	OTHER ELECTRICAL PRODUCTS.....	--	--	9.8	--	--	--	3.9	--
60	CEMENT & CONCRETE PRODUCTS.....	--	--	--	--	--	0.4	--	--
61	OTHER NON-METALLIC MINERAL PROD.....	2.8	0.2	0.5	8.9	--	0.7	--	133.2
62	GASOLINE & FUEL OIL.....	261.4	65.6	16.7	54.9	10.1	22.2	8.5	47.0
63	OTHER PETROLEUM & COAL PROD.....	49.3	1.7	2.7	8.9	2.9	7.4	3.1	9.5
64	INDUSTRIAL CHEMICALS.....	97.3	0.4	0.3	25.0	9.8	5.1	0.1	57.3
65	FERTILIZERS.....	118.4	--	--	--	--	--	--	--
66	PHARMACEUTICALS.....	36.2	--	--	--	--	--	--	12.8
67	OTHER CHEMICAL PRODUCTS.....	118.2	2.4	0.3	48.2	5.3	16.4	1.1	124.6
68	SCIENTIFIC EQUIPMENT.....	--	--	--	--	--	--	--	--
69	OTHER MANUFACTURED PRODUCTS.....	--	--	3.7	--	--	--	--	1.4
70	RESIDENTIAL CONSTRUCTION.....	--	--	--	--	--	--	--	--
71	NON-RESIDENTIAL CONSTRUCTION.....	--	--	--	--	--	--	--	--
72	REPAIR CONSTRUCTION.....	166.8	35.3	0.5	58.7	160.5	11.4	0.2	30.6
73	PIPELINE TRANSPORTATION.....	2.5	--	0.1	2.2	2.3	2.1	--	8.6
74	TRANSPORTATION & STORAGE.....	20.7	220.8	1.8	34.7	11.0	9.4	19.0	62.1
75	RADIO & TELEVISION BROADCASTING.....	--	--	--	--	--	--	--	--
76	TELEPHONE & TELEGRAPH.....	13.0	3.8	0.4	5.5	6.8	2.3	3.3	36.5
77	POSTAL SERVICES.....	3.4	0.3	--	11.6	2.4	0.3	0.2	5.3
78	ELECTRIC POWER.....	43.3	1.3	0.2	78.9	51.5	20.3	3.9	50.6
79	OTHER UTILITIES.....	7.0	--	0.1	3.4	6.1	3.1	--	18.2
80	WHOLESALE MARGINS.....	251.6	25.6	8.4	47.4	13.6	20.0	6.5	340.0
81	RETAIL MARGINS.....	46.2	1.6	1.2	1.7	0.5	1.4	0.8	10.6
82	IMPUTED RENT OWNER OCCUP. DWEL.....	--	--	--	--	--	--	--	--
83	OTHER FINANCIALS, REAL ESTATE.....	229.8	196.5	4.6	108.1	1464.5	38.9	18.4	312.1
84	BUSINESS SERVICES.....	12.6	5.7	0.4	65.6	151.8	10.7	5.7	76.8
85	EDUCATION SERVICES.....	--	--	--	--	--	--	--	--
86	HEALTH SERVICES.....	--	--	--	--	--	--	--	--
87	AMUSEMENT & RECREATION SERVICES.....	--	--	--	--	--	--	--	--
88	ACCOMMODATION & FOOD SERVICES.....	--	--	0.1	--	--	--	--	--
89	OTHER PERSONAL & MISC. SERVICES.....	14.2	101.5	1.9	20.0	8.8	13.4	2.8	56.0
90	TRANSPORTATION MARGINS.....	126.3	5.7	3.0	23.3	3.8	6.3	2.4	313.1
91	OPERATING, OFFICE LAB & FOOD.....	437.2	301.0	3.7	398.5	105.8	113.9	51.4	265.2
92	TRAVEL, ADVERTISING & PROMOTION.....	0.4	4.8	--	8.5	25.2	5.7	17.4	429.5
93	NON-COMPETING IMPORTS.....	--	--	--	--	--	--	--	580.0
94	UNALLOCATED IMPORTS & EXPORTS.....	--	--	--	--	--	--	--	--
95	INDIRECT TAXES.....	239.8	56.3	4.8	74.2	162.9	19.9	4.8	141.2
96	SUBSIDIES.....	-583.3	-1.4	-0.9	-5.0	-1.4	-0.2	-0.1	-50.4
97	WAGES & SALARIES.....	517.2	782.4	70.8	835.8	334.6	230.5	324.4	2057.3
98	SUPPLEMENTARY LABOUR INCOME.....	--	60.7	3.0	101.5	36.4	20.7	26.4	132.8
99	NET INCOME MINING BUSINESS.....	3780.8	361.0	73.7	2.6	0.5	7.8	8.2	20.4
100	OTHER OPERATING SURPLUS.....	1388.3	209.6	68.9	1572.9	2517.2	386.6	163.2	1374.8
TOTAL.....		9099.7	2497.8	326.2	3927.4	5294.9	1044.8	701.2	15167.6

NOTE: DETAIL MAY NOT ADD DUE TO ROUNDING.

TABLE 123. USE (INPUT) MATRIX (AGGREGATION - M), 1974 (MILLIONS OF DOLLARS) - CONTINUED

NO.	COMMODITY AGGREGATION - M	TOBACCO PRODUCTS INDUSTRIES	RUBBER & PLASTIC PROD. IND.	LEATHER INDUSTRIES	TEXTILE INDUSTRIES	KNITTING MILLS	CLOTHING INDUSTRIES	WOOD	FURNITURE, FIXTURE INDUSTRIES
1	GRAINS.....	--	--	--	--	--	--	--	--
2	LIVE ANIMALS.....	--	--	--	--	--	--	--	--
3	OTHER AGRICULTURAL PRODUCTS.....	180.3	--	--	1.3	0.7	24.0	0.1	--
4	FORESTRY PRODUCTS.....	--	0.1	--	--	--	--	1178.1	1.3
5	FISH LANDINGS.....	--	--	--	--	--	--	--	--
6	HUNTING & TRAPPING PRODUCTS.....	--	--	0.3	--	--	37.2	--	--
7	IRON ORES & CONCENTRATES.....	--	--	--	--	--	--	--	--
8	OTHER METAL ORES & CONCENTRATES.....	--	--	--	--	--	--	--	--
9	COAL.....	--	--	--	--	--	--	0.1	--
10	CRUDE MINERAL OILS.....	--	0.1	--	--	--	--	0.2	--
11	NATURAL GAS.....	0.1	1.3	0.4	2.1	0.3	0.2	2.9	0.6
12	NON-METALLIC MINERALS.....	--	2.3	0.2	1.2	--	--	--	0.2
13	SERVICES INCIDENTAL TO MINING.....	--	--	--	--	--	--	--	--
14	MEAT PRODUCTS.....	0.6	0.6	27.6	--	--	0.3	--	--
15	DAIRY PRODUCTS.....	--	--	--	--	--	--	--	--
16	FISH PRODUCTS.....	--	--	0.5	--	--	--	--	--
17	FRUITS & VEGETABLES PREPARATIONS.....	--	--	--	--	--	--	--	--
18	FEEDS.....	--	--	--	--	--	--	--	--
19	FLOUR, WHEAT, MEAL & OTHER CEREALS.....	--	--	--	0.2	--	--	--	--
20	BREAKFAST CEREAL & BAKERY PROD.....	--	--	--	--	--	--	--	--
21	SUGAR.....	0.1	0.1	0.1	--	--	--	--	--
22	MISC. FOOD PRODUCTS.....	0.9	0.6	--	--	--	--	0.2	--
23	SOFT DRINKS.....	--	--	--	--	--	--	--	--
24	ALCOHOLIC BEVERAGES.....	--	--	--	--	--	--	--	--
25	TOBACCO PROCESSED UNMANUFACTURED.....	153.4	--	--	--	--	--	--	--
26	CIGARETTES & TOBACCO MFG.....	2.2	--	--	--	--	--	--	--
27	TIRES & TUBES.....	--	6.6	--	--	--	--	--	--
28	OTHER RUBBER PRODUCTS.....	--	18.3	60.9	10.1	--	0.7	--	26.0
29	PLASTIC FABRICATED PRODUCTS.....	1.9	46.9	15.3	23.0	0.1	1.7	14.9	34.2
30	LEATHER & LEATHER PRODUCTS.....	--	2.9	100.7	--	--	56.6	--	2.0
31	YARNS & MAN-MADE FIBRES.....	4.0	12.3	--	454.7	249.0	4.1	--	--
32	FABRICS.....	--	83.4	7.8	264.4	17.2	648.8	1.7	84.4
33	OTHER TEXTILE PRODUCTS.....	--	1.2	2.4	60.7	11.8	74.3	1.0	18.4
34	HOSIERY & KNITTED WEAR.....	--	--	--	0.5	1.1	--	--	--
35	CLOTHING & ACCESSORIES.....	--	2.6	2.6	60.8	22.5	121.0	--	--
36	LUMBER & TIMBER.....	--	0.3	0.2	18.6	--	--	280.5	67.8
37	VENEER & PLYWOOD.....	--	0.3	0.4	--	--	--	123.0	34.9
38	OTHER WOOD FABRICATED MATERIALS.....	0.5	1.8	1.7	0.8	--	--	119.4	38.1
39	FURNITURE & FIXTURES.....	--	--	--	0.1	--	--	4.6	56.9
40	PULP.....	--	--	--	15.4	--	--	--	--
41	NEWSPRINT & OTHER PAPER STOCK.....	4.9	9.8	0.9	4.5	0.9	1.5	13.9	8.6
42	PAPER PRODUCTS.....	45.5	34.5	7.6	29.0	6.7	15.5	5.8	24.4
43	PRINTING & PUBLISHING.....	1.4	1.6	0.5	2.6	1.5	1.4	0.1	1.3
44	ADVERTISING, PRINT MEDIA.....	--	--	--	--	--	--	--	--
45	IRON & STEEL PRODUCTS.....	--	1.2	0.3	0.3	--	--	0.7	49.3
46	ALUMINUM PRODUCTS.....	1.6	--	--	1.0	--	--	12.3	0.7
47	COPPER & COPPER ALLOY PRODUCTS.....	--	--	--	--	--	--	--	--
48	NICKEL PRODUCTS.....	--	--	--	0.2	--	--	--	--
49	OTHER NON-FERROUS METAL PRODUCTS.....	--	4.5	--	0.5	--	--	--	0.1
50	BOILERS, TANKS & PLATES.....	--	--	--	--	--	--	--	--
51	FABRICATED STRUCTURAL METAL PROD.....	--	0.1	--	0.3	--	--	16.3	0.6
52	OTHER METAL FABRICATED PRODUCTS.....	2.5	39.7	6.9	11.6	0.1	0.4	44.2	79.2
53	AGRICULTURAL MACHINERY.....	--	--	--	0.1	--	--	--	--
54	OTHER INDUSTRIAL MACHINERY.....	--	1.1	--	1.8	--	--	0.1	3.2
55	MOTOR VEHICLES.....	--	--	--	0.2	--	--	0.6	--
56	MOTOR VEHICLE PARTS.....	--	3.3	--	10.8	--	--	0.2	--
57	OTHER TRANSPORT EQUIPMENT.....	--	0.3	--	--	--	--	--	--
58	APPLIANCES & RECEIVERS HOUSEHOLD.....	--	--	--	--	--	--	--	--
59	OTHER ELECTRICAL PRODUCTS.....	--	0.4	--	0.3	--	--	0.4	11.5
60	CEMENT & CONCRETE PRODUCTS.....	--	--	--	--	--	--	--	--
61	OTHER NON-METALLIC MINERAL PROD.....	--	6.1	0.2	0.7	--	0.1	25.2	9.6
62	GASOLINE & FUEL OIL.....	0.6	5.6	0.8	11.8	1.4	1.1	17.6	2.0
63	OTHER PETROLEUM & COAL PROD.....	0.1	3.6	0.1	2.5	--	0.2	6.3	0.4
64	INDUSTRIAL CHEMICALS.....	5.7	460.1	7.3	100.2	0.4	1.3	21.7	0.5
65	FERTILIZERS.....	--	--	--	--	--	--	--	--
66	PHARMACEUTICALS.....	--	--	--	--	--	--	--	--
67	OTHER CHEMICAL PRODUCTS.....	0.3	38.9	8.7	52.3	6.2	1.1	17.4	19.2
68	SCIENTIFIC EQUIPMENT.....	--	0.7	--	--	--	--	--	--
69	OTHER MANUFACTURED PRODUCTS.....	--	7.0	11.6	63.0	1.8	44.3	1.0	22.6
70	RESIDENTIAL CONSTRUCTION.....	--	--	--	--	--	--	--	--
71	NON-RESIDENTIAL CONSTRUCTION.....	--	--	--	--	--	--	--	--
72	REPAIR CONSTRUCTION.....	3.0	5.0	1.4	7.3	0.8	1.5	18.4	3.4
73	PIPELINE TRANSPORTATION.....	0.1	1.6	0.2	1.8	0.3	0.2	2.4	0.7
74	TRANSPORTATION & STORAGE.....	0.8	1.1	0.5	2.0	0.4	2.2	3.7	1.0
75	RADIO & TELEVISION BROADCASTING.....	--	--	--	--	--	--	--	--
76	TELEPHONE & TELEGRAPH.....	1.4	9.0	2.3	8.9	2.0	6.5	11.0	5.0
77	POSTAL SERVICES.....	0.2	1.5	0.7	1.6	0.7	3.1	1.3	1.3
78	ELECTRIC POWER.....	1.5	16.6	2.1	19.0	2.8	4.6	33.5	5.4
79	OTHER UTILITIES.....	0.2	2.8	0.2	3.4	0.5	0.4	4.6	0.8
80	WHOLESALE MARGINS.....	4.3	40.6	22.9	73.4	4.8	72.4	119.5	66.4
81	RETAIL MARGINS.....	0.1	0.2	0.3	0.4	0.7	17.7	2.0	0.6
82	IMPUTED RENT OWNER OCUP. DWEL.....	--	--	--	--	--	--	--	--
83	OTHER FINANCE, INS. REAL ESTATE.....	10.2	34.1	13.1	31.4	10.4	41.6	80.0	24.3
84	BUSINESS SERVICES.....	5.0	21.3	4.9	20.1	3.1	13.6	18.8	8.6
85	EDUCATION SERVICES.....	--	--	--	--	--	--	--	--
86	HEALTH SERVICES.....	--	--	--	--	--	--	--	--
87	AMUSEMENT & RECREATION SERVICES.....	--	--	--	--	--	--	--	--
88	ACCOMMODATION & FOOD SERVICES.....	--	--	--	--	--	--	--	--
89	OTHER PERSONAL & MISC. SERVICES.....	1.7	6.8	5.4	5.5	2.0	3.9	25.8	3.5
90	TRANSPORTATION MARGINS.....	5.7	24.0	7.2	27.0	4.7	12.2	85.2	20.3
91	OPERATING, OFFICE, LAB. & FOOD.....	8.6	60.6	14.8	75.0	13.6	25.2	198.9	24.8
92	TRAVEL, ADVERTISING & PROMOTION.....	43.6	53.2	15.4	43.6	9.2	39.5	24.9	25.6
93	NON-COMPETING IMPORTS.....	--	52.5	--	73.3	0.2	--	--	--
94	UNALLOCATED IMPORTS & EXPORTS.....	--	--	--	--	--	--	--	--
95	INDIRECT TAXES.....	4.0	17.0	4.7	24.3	3.7	7.8	36.0	13.2
96	SUBSIDIES.....	--	-0.5	-0.3	-0.4	-0.2	-1.0	-1.4	-0.8
97	WAGES & SALARIES.....	100.9	500.0	182.9	606.9	169.1	654.9	1066.9	414.7
98	SUPPLEMENTARY LABOUR INCOME.....	7.5	47.3	10.0	40.0	7.0	30.8	56.9	23.0
99	NET INCOME UNINC. BUSINESS.....	--	4.0	0.7	3.6	2.0	10.4	13.4	10.2
100	OTHER OPERATING SURPLUS.....	117.1	256.8	31.8	281.6	50.3	138.3	374.4	118.6
TOTAL.....		722.6	1955.9	587.2	2538.9	609.5	2121.3	4085.8	1368.6

NOTE: DETAIL MAY NOT ADD DUE TO ROUNDING.

TABLE 123. USE (INPUT) MATRIX (AGGREGATION - M), 1974 (MILLIONS OF DOLLARS) - CONTINUED

NO.	COMMODITY AGGREGATION - M	PAPER & ALLIED INDUSTRIES	PRINTING & PUBLISHING	PRIMARY METAL INDUSTRIES	METAL FABRICATING INDUSTRIES	MACHINERY INDUSTRIES	TRANS. EQUIPMENT INDUSTRIES	ELECTRICAL PRODUCTS INDUSTRIES	NON-METAL. MINERAL PROD. IND.
1	GRAINS.....	--	--	--	--	--	--	--	--
2	LIVE ANIMALS.....	--	--	--	--	--	--	--	--
3	OTHER AGRICULTURAL PRODUCTS.....	--	--	--	--	--	--	--	--
4	FORESTRY PRODUCTS.....	834.5	--	--	--	--	--	--	0.2
5	FISH LANDINGS.....	--	--	--	--	--	--	--	--
6	HUNTING & TRAPPING PRODUCTS.....	--	--	--	--	--	--	--	--
7	IRON ORES & CONCENTRATES.....	--	--	250.7	--	--	--	--	0.4
8	OTHER METAL ORES & CONCENTRATES.....	--	--	2189.0	--	--	0.1	1.0	18.3
9	COAL.....	9.0	--	298.2	--	0.1	2.1	0.3	7.1
10	CRUDE MINERAL OILS.....	--	--	8.8	--	--	--	--	--
11	NATURAL GAS.....	21.1	0.5	21.7	5.5	2.1	5.9	1.8	16.0
12	NON-METALLIC MINERALS.....	27.2	--	39.8	2.2	5.8	1.8	1.3	136.1
13	SERVICES INCIDENTAL TO MINING.....	--	--	--	--	--	--	--	--
14	MEAT PRODUCTS.....	--	--	--	--	--	--	--	--
15	DAIRY PRODUCTS.....	--	--	--	--	--	--	--	0.3
16	FISH PRODUCTS.....	--	--	--	--	--	--	--	--
17	FRUITS & VEGETABLES PREPARATIONS.....	--	--	--	--	--	--	--	--
18	FEEDS.....	--	--	--	--	--	--	--	--
19	FLOUR, WHEAT MEAL & OTHER CEREALS.....	4.8	--	--	--	--	--	--	--
20	BREAKFAST CEREAL & BAKERY PROD.....	--	--	--	--	--	--	--	--
21	SUGAR.....	--	--	--	--	--	--	--	--
22	MISC. FOOD PRODUCTS.....	4.1	--	--	--	--	--	--	1.0
23	SOFT DRINKS.....	--	--	--	--	--	--	--	--
24	ALCOHOLIC BEVERAGES.....	--	--	--	--	--	--	--	--
25	TOBACCO PROCESSED UNMANUFACTURED.....	--	--	--	--	--	--	--	--
26	CIGARETTES & TOBACCO MFG.....	--	--	--	--	--	--	--	--
27	TIRES & TUBES.....	--	--	--	--	28.3	159.8	--	--
28	OTHER RUBBER PRODUCTS.....	0.2	0.2	0.6	1.6	21.9	77.9	47.8	2.0
29	PLASTIC FABRICATED PRODUCTS.....	65.2	0.9	--	9.1	0.7	7.8	22.8	9.4
30	LEATHER & LEATHER PRODUCTS.....	--	0.5	--	--	--	2.0	--	--
31	YARNS & MAN MADE FIBRES.....	1.9	--	--	0.7	--	4.4	0.7	1.3
32	FABRICS.....	1.1	5.5	--	0.3	0.6	27.4	1.0	3.0
33	OTHER TEXTILE PRODUCTS.....	40.7	0.2	--	0.9	0.1	73.6	1.4	0.4
34	HOSIERY & KNITTED WEAR.....	--	--	--	--	--	--	--	--
35	CLOTHING & ACCESSORIES.....	--	--	--	--	--	--	--	--
36	LUMBER & TIMBER.....	1.0	--	9.2	13.7	8.1	47.1	3.1	1.5
37	VENEER & PLYWOOD.....	--	--	--	--	0.4	25.7	--	--
38	OTHER WOOD FABRICATED MATERIALS.....	381.2	0.2	8.5	5.9	2.0	9.9	8.6	7.1
39	FURNITURE & FIXTURES.....	--	--	--	0.2	--	21.5	4.0	--
40	PULP.....	378.5	--	--	--	--	--	--	--
41	NEWSPRINT & OTHER PAPER STOCK.....	746.4	518.9	1.2	0.5	0.2	4.9	1.1	30.2
42	PAPER PRODUCTS.....	126.1	16.8	5.7	33.0	7.8	15.7	43.9	29.8
43	PRINTING & PUBLISHING.....	7.8	192.9	0.1	0.4	4.7	--	1.9	0.6
44	ADVERTISING PRINT MEDIA.....	--	--	--	--	--	--	--	--
45	IRON & STEEL PRODUCTS.....	2.4	--	512.1	1351.6	372.5	680.3	179.0	14.1
46	ALUMINUM PRODUCTS.....	28.1	--	297.3	188.0	32.2	95.9	119.8	0.6
47	COPPER & COPPER ALLOY PRODUCTS.....	--	--	345.1	111.2	20.1	63.9	342.0	0.5
48	NICKEL PRODUCTS.....	--	--	24.8	25.0	4.6	8.3	12.2	0.1
49	OTHER NON-FERROUS METAL PRODUCTS.....	7.9	6.7	459.6	51.8	11.3	60.5	67.5	7.7
50	BOILERS, TANKS & PLATES.....	0.1	--	--	16.3	9.0	17.0	13.4	--
51	FABRICATED STRUCTURAL METAL PROD.....	--	--	3.3	219.5	63.1	64.9	21.5	1.6
52	OTHER METAL FABRICATED PRODUCTS.....	30.1	0.2	127.2	514.9	206.1	376.2	188.6	31.3
53	AGRICULTURAL MACHINERY.....	--	--	--	0.1	33.7	0.8	--	--
54	OTHER INDUSTRIAL MACHINERY.....	1.5	--	65.2	20.8	399.7	138.9	52.5	5.0
55	MOTOR VEHICLES.....	--	--	--	1.2	10.9	107.8	0.2	--
56	MOTOR VEHICLE PARTS.....	--	--	--	20.4	79.4	3583.3	4.2	--
57	OTHER TRANSPORT EQUIPMENT.....	--	--	0.4	--	--	237.1	--	0.4
58	APPLIANCES & RECEIVERS HOUSEHOLD.....	0.5	--	0.2	7.3	2.5	75.1	98.3	--
59	OTHER ELECTRICAL PRODUCTS.....	--	--	1.9	12.4	142.8	149.6	701.0	6.6
60	CEMENT & CONCRETE PRODUCTS.....	--	--	--	--	--	--	--	200.7
61	OTHER NON-METALLIC MINERAL PROD.....	19.9	--	72.8	45.7	9.0	81.4	37.3	72.2
62	GASOLINE & FUEL OIL.....	145.6	2.3	50.6	9.8	3.2	13.6	3.9	48.1
63	OTHER PETROLEUM & COAL PROD.....	26.6	2.0	71.5	5.9	3.2	11.6	4.7	12.4
64	INDUSTRIAL CHEMICALS.....	240.3	1.3	46.9	15.6	6.2	8.6	93.7	38.0
65	FERTILIZERS.....	--	--	0.1	--	--	--	--	--
66	PHARMACEUTICALS.....	--	--	--	--	--	--	--	--
67	OTHER CHEMICAL PRODUCTS.....	63.9	45.7	12.1	47.5	13.7	45.6	27.7	12.9
68	SCIENTIFIC EQUIPMENT.....	--	14.3	0.1	5.8	3.7	41.5	16.1	0.6
69	OTHER MANUFACTURED PRODUCTS.....	0.2	2.7	0.4	3.8	5.1	23.0	5.6	18.2
70	RESIDENTIAL CONSTRUCTION.....	--	--	--	--	--	--	--	--
71	NON-RESIDENTIAL CONSTRUCTION.....	--	--	--	--	--	--	--	--
72	REPAIR CONSTRUCTION.....	33.4	5.9	51.6	15.2	11.2	18.0	11.5	11.3
73	PIPELINE TRANSPORTATION.....	14.0	0.7	15.3	4.7	1.7	4.2	2.2	11.4
74	TRANSPORTATION & STORAGE.....	13.4	2.5	13.3	8.3	2.8	37.9	11.8	2.4
75	RADIO & TELEVISION BROADCASTING.....	--	--	--	--	--	--	--	--
76	TELEPHONE & TELEGRAPH.....	18.5	20.6	18.8	25.6	18.1	30.4	28.2	10.4
77	POSTAL SERVICES.....	1.8	22.8	1.3	3.7	3.3	3.9	4.1	1.1
78	ELECTRIC POWER.....	166.3	9.2	124.9	25.4	12.0	36.9	16.9	39.0
79	OTHER UTILITIES.....	21.9	1.2	20.8	6.3	2.5	7.7	3.2	15.5
80	WHOLESALE MARGINS.....	136.5	35.7	404.8	130.1	127.9	264.4	110.2	51.3
81	RETAIL MARGINS.....	1.7	2.9	1.4	1.8	0.7	3.3	1.8	1.3
82	IMPLIED RENT OWNER OCPD. DWEL.....	--	--	--	--	--	--	--	--
83	OTHER FINANCES, REAL ESTATE.....	61.8	51.6	45.8	61.7	58.9	70.3	76.5	28.2
84	BUSINESS SERVICES.....	35.3	39.2	43.1	45.4	36.6	388.9	39.4	15.4
85	EDUCATION SERVICES.....	--	--	--	--	--	--	--	--
86	HEALTH SERVICES.....	--	--	--	--	--	--	--	--
87	AMUSEMENT & RECREATION SERVICES.....	--	--	--	--	--	--	--	--
88	ACCOMMODATION & FOOD SERVICES.....	--	--	--	--	--	--	--	--
89	OTHER PERSONAL & MISC. SERVICES.....	42.2	12.4	21.9	25.1	8.7	13.1	12.5	19.4
90	TRANSPORTATION MARGINS.....	212.2	34.0	147.5	90.6	51.5	138.8	55.8	75.8
91	OPERATING OFFICE LAB & FOOD.....	343.7	51.8	358.2	178.0	83.4	264.4	122.0	162.9
92	TRAVEL, ADVERTISING & PROMOTION.....	53.7	89.9	33.3	77.1	69.0	129.3	116.1	30.8
93	NON-COMPETING IMPORTS.....	1.2	--	--	--	--	0.4	--	--
94	UNALLOCATED IMPORTS & EXPORTS.....	--	--	--	--	--	--	--	--
95	INDIRECT TAXES.....	90.3	20.3	67.6	41.0	34.6	52.0	32.2	36.0
96	SUBSIDIES.....	-6.9	-4.8	-1.1	-1.9	-1.9	-3.1	-3.1	-1.2
97	WAGES & SALARIES.....	1564.3	959.3	1484.7	1623.4	971.9	2034.5	1313.1	622.8
98	SUPPLEMENTARY LABOUR INCOME.....	119.2	45.3	146.1	127.2	96.5	219.7	101.4	42.0
99	NET INCOME UNINC. BUSINESS.....	2.1	16.6	0.4	13.1	1.6	1.9	1.0	2.7
100	OTHER OPERATING SURPLUS.....	1742.2	378.3	810.4	877.3	357.1	886.4	602.9	457.6
	TOTAL.....	7836.8	2611.6	8735.3	6127.6	3453.0	10975.5	4789.6	2371.9

NOTE: DETAIL MAY NOT ADD DUE TO ROUNDING.

TABLE 123. USE (INPUT) MATRIX (AGGREGATION - M), 1974 (MILLIONS OF DOLLARS) - CONTINUED

NO.	COMMODITY AGGREGATION - M	PETROLEUM & COAL PROD. IND.	CHEMICAL & CHEMICAL PROD. IND.	MISC. MANUFACTURING	CONSTR. INDUSTRY	TRANS & STORAGE	COMMUNI- CATION	ELEC POWER GAS/OTHER UTILITIES	WHOLESALE TRADE
1	GRAINS	--	--	--	--	--	--	--	9.8
2	LIVE ANIMALS	--	1.9	--	--	--	--	--	--
3	OTHER AGRICULTURAL PRODUCTS	--	0.2	0.1	9.6	3.3	--	--	1.0
4	FORESTRY PRODUCTS	--	0.4	--	6.5	--	--	--	--
5	FISH LANDINGS	--	--	--	--	--	--	--	--
6	HUNTING & TRAPPING PRODUCTS	--	--	0.3	--	--	--	--	--
7	IRON ORES & CONCENTRATES	--	--	--	--	--	--	--	--
8	OTHER METAL ORES & CONCENTRATES	--	8.4	98.1	--	--	--	14.5	0.1
9	COAL	1.4	2.6	0.2	5.6	--	--	120.5	0.3
10	CRUDE MINERAL OILS	4867.4	0.9	--	--	5.8	--	--	--
11	NATURAL GAS	4.4	27.1	0.8	--	23.8	0.1	18.5	3.2
12	NON-METALLIC MINERALS	5.2	93.1	1.8	119.3	3.9	--	--	--
13	SERVICES INCIDENTAL TO MINING	--	--	--	233.2	--	--	--	--
14	MEAT PRODUCTS	--	31.2	0.1	--	--	--	--	0.4
15	DAIRY PRODUCTS	--	1.1	--	--	--	--	--	--
16	FISH PRODUCTS	--	0.6	0.1	--	--	--	--	0.1
17	FRUITS & VEGETABLES PREPARATIONS	--	--	--	--	--	--	--	--
18	FEEDS	--	3.0	--	--	1.2	--	--	--
19	FLOUR, WHEAT, MEAL & OTHER CEREALS	--	1.1	--	--	--	--	--	1.3
20	BREAKFAST CEREAL & BAKERY PROD.	--	--	--	--	--	--	--	--
21	SUGAR	--	3.9	--	--	--	--	--	0.6
22	MISC. FOOD PRODUCTS	--	30.4	0.2	--	--	--	--	0.2
23	SOFT DRINKS	--	--	--	--	--	--	--	--
24	ALCOHOLIC BEVERAGES	--	--	--	--	--	--	--	--
25	TOBACCO PROCESSED UNMANUFACTURED	--	--	--	--	--	--	--	--
26	CIGARETTES & TOBACCO MFG.	--	--	--	--	--	--	--	0.3
27	TIRES & TUBES	--	--	0.6	30.5	88.4	--	--	--
28	OTHER RUBBER PRODUCTS	--	1.2	6.0	27.1	8.3	--	--	--
29	PLASTIC FABRICATED PRODUCTS	0.5	40.1	51.9	250.2	3.0	--	--	27.1
30	LEATHER & LEATHER PRODUCTS	--	--	8.6	0.8	--	--	--	1.4
31	YARNS & MAN MADE FIBRES	--	1.3	12.0	0.8	--	--	--	3.8
32	FABRICS	--	2.2	28.7	8.9	1.1	--	--	5.6
33	OTHER TEXTILE PRODUCTS	--	4.2	4.7	92.3	9.0	3.0	--	6.6
34	HOSIERY & KNITTED WEAR	--	--	--	--	--	--	--	--
35	CLOTHING & ACCESSORIES	--	0.1	0.7	--	--	--	--	--
36	LUMBER & TIMBER	--	--	10.8	310.8	--	--	--	4.1
37	VENEER & PLYWOOD	--	--	10.3	226.1	--	--	--	1.1
38	OTHER WOOD FABRICATED MATERIALS	0.2	3.5	7.6	757.6	--	--	--	21.7
39	FURNITURE & FIXTURES	--	--	--	20.3	--	--	--	--
40	PULP	--	10.3	--	--	--	--	--	--
41	NEWSPRINT & OTHER PAPER STOCK	--	2.4	12.3	102.2	0.2	--	--	16.0
42	PAPER PRODUCTS	3.1	103.2	39.9	62.1	5.4	--	--	65.7
43	PRINTING & PUBLISHING	--	11.8	5.7	--	5.9	21.6	1.6	15.7
44	ADVERTISING, PRINT MEDIA	--	--	--	--	--	--	--	--
45	IRON & STEEL PRODUCTS	--	0.7	35.2	756.8	14.9	--	--	5.3
46	ALUMINUM PRODUCTS	--	9.9	20.6	8.9	0.2	--	--	0.4
47	COPPER & COPPER ALLOY PRODUCTS	--	5.8	9.5	47.0	2.5	--	--	1.0
48	NICKEL PRODUCTS	--	0.3	0.9	2.1	--	--	--	--
49	OTHER NON FERROUS METAL PRODUCTS	0.1	41.7	81.7	14.1	0.8	--	--	0.4
50	BOILERS, TANKS & PLATES	--	--	4.4	211.2	5.5	--	--	--
51	FABRICATED STRUCTURAL METAL PROD.	--	0.5	1.7	1025.7	1.5	--	--	2.0
52	OTHER METAL FABRICATED PRODUCTS	15.8	67.2	49.7	1037.1	3.1	--	--	45.1
53	AGRICULTURAL MACHINERY	--	--	--	--	--	--	--	--
54	OTHER INDUSTRIAL MACHINERY	0.8	3.6	0.6	244.6	1.9	--	--	--
55	MOTOR VEHICLES	--	--	--	--	--	--	--	--
56	MOTOR VEHICLE PARTS	--	--	0.1	34.3	135.1	--	--	--
57	OTHER TRANSPORT EQUIPMENT	--	--	--	--	190.0	--	--	--
58	APPLIANCES & RECEIVERS/HOUSEHOLD	--	0.2	8.9	10.2	--	2.5	--	--
59	OTHER ELECTRICAL PRODUCTS	--	--	9.1	950.7	21.0	95.2	--	0.3
60	CEMENT & CONCRETE PRODUCTS	1.1	--	--	918.4	--	--	--	--
61	OTHER NON-METALLIC MINERAL PROD.	--	30.4	17.5	484.1	6.4	--	--	2.4
62	GASOLINE & FUEL OIL	1.4	41.1	2.9	126.5	562.9	9.2	61.9	108.3
63	OTHER PETROLEUM & COAL PROD.	94.1	243.2	2.2	174.9	35.9	1.0	1.0	8.8
64	INDUSTRIAL CHEMICALS	9.2	901.2	76.4	15.2	1.1	1.8	--	12.7
65	FERTILIZERS	--	23.7	--	--	--	--	--	--
66	PHARMACEUTICALS	--	60.7	--	0.6	--	--	--	--
67	OTHER CHEMICAL PRODUCTS	115.2	174.3	22.6	142.0	10.2	0.3	--	3.1
68	SCIENTIFIC EQUIPMENT	--	3.8	99.6	31.5	2.0	8.9	--	0.2
69	OTHER MANUFACTURED PRODUCTS	33.8	24.0	63.9	117.1	4.5	0.7	--	6.7
70	RESIDENTIAL CONSTRUCTION	--	--	--	--	--	--	--	--
71	NON-RESIDENTIAL CONSTRUCTION	--	--	--	--	--	--	--	--
72	REPAIR CONSTRUCTION	83.8	25.7	4.6	14.9	360.6	97.1	158.0	13.5
73	PIPELINE TRANSPORTATION	174.3	28.4	0.8	0.7	133.6	0.1	19.4	2.9
74	TRANSPORTATION & STORAGE	4.7	8.4	1.8	193.9	1153.6	107.7	3.9	214.3
75	RADIO & TELEVISION BROADCASTING	--	--	--	--	--	18.3	--	--
76	TELEPHONE & TELEGRAPH	8.9	30.6	11.7	41.8	143.3	79.0	9.6	149.9
77	POSTAL SERVICES	1.5	7.7	4.5	3.6	10.2	18.8	4.3	40.1
78	ELECTRIC POWER	23.1	80.3	7.7	12.6	58.4	12.8	26.9	36.8
79	OTHER UTILITIES	4.5	33.1	1.1	0.5	6.6	0.4	23.5	4.1
80	WHOLESALE MARGINS	10.0	116.5	52.2	1130.4	236.3	8.8	22.1	102.1
81	RETAIL MARGINS	--	2.6	0.4	136.3	65.6	31.2	2.0	15.0
82	IMPLIED RENT OWNER OCCP. DWEL.	--	--	--	--	--	--	--	--
83	OTHER FINANCE/INS. REAL ESTATE	44.1	94.7	59.5	452.5	278.5	66.3	72.6	433.6
84	BUSINESS SERVICES	36.5	63.8	24.7	856.4	94.7	65.1	21.6	179.2
85	EDUCATION SERVICES	--	--	--	--	--	--	--	--
86	HEALTH SERVICES	--	--	--	--	--	--	--	--
87	AMUSEMENT & RECREATION SERVICES	--	--	--	--	--	78.8	--	--
88	ACCOMMODATION & FOOD SERVICES	--	--	--	--	54.5	--	--	--
89	OTHER PERSONAL & MISC. SERVICES	6.9	43.1	9.6	374.0	303.4	18.9	26.2	67.7
90	TRANSPORTATION MARGINS	17.5	120.0	20.6	388.7	52.4	3.0	13.2	16.7
91	OPERATING OFFICE LAB. & FOOD	46.0	178.3	45.0	317.9	530.3	93.0	50.7	303.3
92	TRAVEL, ADVERTISING & PROMOTION	38.9	242.4	92.7	130.2	137.4	59.0	18.0	483.8
93	NON-COMPETING IMPORTS	0.1	1.9	1.8	--	--	--	--	--
94	UNALLOCATED IMPORTS & EXPORTS	--	--	--	--	--	--	--	--
95	INDIRECT TAXES	19.9	58.1	26.8	1437.8	695.4	140.1	102.4	204.6
96	SUBSIDIES	-886.7	-5.1	-2.9	-392.8	-259.7	-51.1	-24.7	-24.7
97	WAGES & SALARIES	240.6	917.3	548.2	7938.0	4061.8	1826.0	783.5	4300.4
98	SUPPLEMENTARY LABOUR INCOME	21.3	63.3	38.7	478.0	199.9	76.3	180.6	180.6
99	NET INCOME/UNINC. BUSINESS	--	0.5	7.4	934.0	279.2	0.9	5.6	268.8
100	OTHER OPERATING SURPLUS	303.5	807.3	195.4	2038.6	1870.9	1262.9	1952.4	1757.0
TOTAL		5353.4	4934.4	1961.4	25493.3	11605.2	4072.6	3599.2	9132.8

NOTE: DETAIL MAY NOT ADD DUE TO ROUNDING.

TABLE 123. USE (INPUT) MATRIX (AGGREGATION - M), 1974 (MILLIONS OF DOLLARS) - CONTINUED

NO.	COMMODITY AGGREGATION - M	RETAIL TRADE	OWNER OCCUPIED DWELLINGS	FINANCE, INS. & REAL ESTATE	EDUCATION & HEALTH SERVICES	AMUSEMENT & RECREATION SERVICES	SERVICE TO BUSINESS MANAGEMENT	ACCOMMODATION- FOOD SERVICES	PERSONAL & MISC. SERVICES
1	GRAINS	--	--	--	--	--	--	--	--
2	LIVE ANIMALS	407.1	--	--	--	--	--	--	--
3	OTHER AGRICULTURAL PRODUCTS	--	--	--	0.1	1.0	--	107.0	2.5
4	FORESTRY PRODUCTS	--	--	--	--	--	--	--	--
5	FISH LANDINGS	--	--	--	--	--	--	10.4	--
6	HUNTING & TRAPPING PRODUCTS	--	--	--	--	--	--	--	--
7	IRON ORES & CONCENTRATES	--	--	--	--	--	--	--	--
8	OTHER METAL ORES & CONCENTRATES	--	--	--	1.1	--	--	--	--
9	COAL	--	--	--	1.9	--	--	--	--
10	CRUDE MINERAL OILS	--	--	--	--	--	--	--	--
11	NATURAL GAS	24.8	--	28.9	0.9	0.1	0.1	3.2	0.1
12	NON-METALLIC MINERALS	--	--	--	--	0.1	--	0.7	--
13	SERVICES INCIDENTAL TO MINING	--	--	--	--	--	--	--	--
14	MEAT PRODUCTS	2.8	--	--	--	--	--	--	--
15	DAIRY PRODUCTS	--	--	--	--	--	--	572.8	--
16	FISH PRODUCTS	--	--	--	--	--	--	174.3	--
17	FRUITS & VEGETABLES PREPARATIONS	--	--	--	--	--	--	53.7	--
18	FEEDS	--	--	--	--	--	--	66.7	--
19	FLOUR, WHEAT, MEAL & OTHER CEREALS	--	--	--	--	0.4	--	--	--
20	BREAKFAST CEREAL & BAKERY PROD.	--	--	--	--	--	--	12.9	--
21	SUGAR	--	--	--	--	--	--	88.8	--
22	MISC. FOOD PRODUCTS	--	--	--	--	--	--	49.9	--
23	SOFT DRINKS	--	--	--	--	--	--	44.7	2.0
24	ALCOHOLIC BEVERAGES	--	--	--	--	--	--	24.8	--
25	TOBACCO PROCESSED UNMANUFACTURED	--	--	--	--	--	--	--	--
26	CIGARETTES & TOBACCO MFG.	--	--	--	--	--	--	--	--
27	FIBRES & FIBRES	4.7	--	--	--	--	--	--	--
28	OTHER RUBBER PRODUCTS	6.4	--	--	0.4	--	--	--	3.0
29	PLASTIC FABRICATED PRODUCTS	15.4	--	--	--	--	--	5.4	--
30	LEATHER & LEATHER PRODUCTS	--	--	--	--	0.9	--	--	2.6
31	YARNS & MAN-MADE FIBRES	--	--	--	--	--	--	--	2.3
32	FABRICS	1.0	--	--	0.2	0.7	--	7.3	15.0
33	OTHER TEXTILE PRODUCTS	1.4	--	--	16.6	0.3	0.5	54.2	2.2
34	HOSIERY & KNITTED WEAR	--	--	--	--	--	--	--	--
35	CLOTHING & ACCESSORIES	14.8	--	--	--	--	--	3.2	--
36	LUMBER & TIMBER	--	--	--	--	--	0.3	--	--
37	VENEER & PLYWOOD	--	--	--	--	--	--	--	--
38	OTHER WOOD FABRICATED MATERIALS	5.3	--	--	--	0.7	--	--	27.7
39	FURNITURE & FIXTURES	--	--	--	0.1	--	--	1.8	--
40	PULP	--	--	--	--	--	--	--	--
41	NEWSPRINT & OTHER PAPER STOCK	16.3	--	--	0.2	--	4.5	--	0.5
42	PAPER PRODUCTS	216.3	--	--	--	--	1.5	87.7	4.1
43	PRINTING & PUBLISHING	16.1	--	43.0	6.8	4.5	5.2	--	--
44	ADVERTISING, PRINT MEDIA	--	--	--	--	--	--	--	--
45	IRON & STEEL PRODUCTS	--	--	--	--	--	--	--	--
46	ALUMINUM PRODUCTS	--	--	--	--	--	--	--	--
47	COPPER & COPPER ALLOY PRODUCTS	--	--	--	--	--	--	--	--
48	NICKEL PRODUCTS	--	--	--	--	--	--	--	--
49	OTHER NON-FERROUS METAL PRODUCTS	--	--	--	--	--	--	--	6.1
50	BOILERS, TANKS & PLATES	--	--	--	--	--	--	--	--
51	FABRICATED STRUCTURAL METAL PROD.	--	--	--	--	--	--	--	--
52	OTHER METAL FABRICATED PRODUCTS	18.9	--	--	--	2.8	--	0.8	5.3
53	AGRICULTURAL MACHINERY	--	--	--	--	--	--	0.2	--
54	OTHER INDUSTRIAL MACHINERY	--	--	--	--	--	--	--	--
55	MOTOR VEHICLES	--	--	--	--	--	--	--	--
56	MOTOR VEHICLE PARTS	--	--	--	--	--	--	--	--
57	OTHER TRANSPORT EQUIPMENT	--	--	--	--	--	--	--	--
58	APPLIANCES & REFRIGERATORS, HOUSEHOLD	--	--	--	0.2	--	--	--	0.5
59	OTHER ELECTRICAL PRODUCTS	--	--	--	0.3	--	--	--	0.1
60	CEMENT & CONCRETE PRODUCTS	--	--	--	--	--	--	--	--
61	OTHER NON-METALLIC MINERAL PROD.	2.4	--	--	0.5	0.1	--	14.9	--
62	GASOLINE & FUEL OIL	89.2	--	33.5	13.6	5.0	15.7	45.6	21.5
63	OTHER PETROLEUM & COAL PROD.	3.9	--	0.5	1.5	0.2	0.9	1.8	5.0
64	INDUSTRIAL CHEMICALS	13.9	--	--	3.3	0.3	--	0.1	19.6
65	FERTILIZERS	--	--	--	--	0.1	--	0.2	--
66	PHARMACEUTICALS	--	--	--	43.0	--	--	--	--
67	OTHER CHEMICAL PRODUCTS	--	--	--	0.1	--	0.5	2.4	50.8
68	SCIENTIFIC EQUIPMENT	0.7	--	--	45.1	21.1	2.2	--	26.2
69	OTHER MANUFACTURED PRODUCTS	6.8	--	--	10.9	20.7	1.0	5.5	3.3
70	RESIDENTIAL CONSTRUCTION	--	--	--	--	--	--	--	--
71	NON-RESIDENTIAL CONSTRUCTION	--	--	--	--	--	--	--	--
72	REPAIR CONSTRUCTION	59.6	1364.9	557.5	2.8	8.2	1.2	22.5	0.8
73	PIPELINE TRANSPORTATION	15.4	--	12.2	0.9	0.1	0.1	1.8	0.1
74	TRANSPORTATION & STORAGE	117.7	--	4.9	5.8	5.6	11.9	15.9	6.8
75	RADIO & TELEVISION BROADCASTING	--	--	--	--	--	--	--	--
76	TELEPHONE & TELEGRAPH	111.0	--	256.9	68.1	7.4	87.8	40.8	11.5
77	POSTAL SERVICES	101.2	--	75.0	9.0	1.7	15.8	1.3	1.7
78	ELECTRIC POWER	170.0	--	77.2	5.9	12.9	10.3	47.3	12.5
79	OTHER UTILITIES	26.3	--	40.6	2.2	0.2	0.3	7.5	0.5
80	WHOLESALE MARGINS	47.7	--	12.5	17.7	3.7	6.1	99.0	24.4
81	RETAIL MARGINS	15.4	--	3.1	2.1	30.3	3.4	43.1	2.2
82	IMPLIED RENT OWNER OCCUP. DWEL.	--	--	--	--	--	--	--	--
83	OTHER FINANCE, INS. REAL ESTATE	882.1	67.9	1593.8	111.1	113.5	237.0	252.4	69.0
84	BUSINESS SERVICES	126.3	--	458.6	38.1	14.6	218.0	50.5	10.7
85	EDUCATION SERVICES	--	--	--	--	--	--	--	--
86	HEALTH SERVICES	--	--	9.8	0.8	--	--	--	--
87	AMUSEMENT & RECREATION SERVICES	--	--	--	0.3	77.9	4.3	40.5	--
88	ACCOMMODATION & FOOD SERVICES	--	--	--	--	--	--	5.5	--
89	OTHER PERSONAL & MISC. SERVICES	64.4	--	85.9	40.5	24.3	85.5	50.1	23.2
90	TRANSPORTATION MARGINS	22.6	--	2.8	4.7	1.2	1.8	37.9	9.1
91	OPERATING OFFICE LAB & FOOD	545.7	--	383.2	146.9	101.6	314.9	185.0	85.5
92	TRAVEL, ADVERTISING & PROMOTION	472.2	--	442.7	30.3	74.3	182.6	112.7	27.3
93	NON-COMPETING IMPORTS	2.9	--	--	--	--	--	9.7	--
94	UNALLOCATED IMPORTS & EXPORTS	--	--	--	--	--	--	--	--
95	INDIRECT TAXES	296.8	1999.0	1799.9	32.2	29.7	49.8	136.0	37.7
96	SUBSIDIES	-7.3	-143.9	-164.9	-4.7	-4.1	-2.1	--	-0.7
97	WAGES & SALARIES	5884.8	--	4507.8	664.3	271.8	2137.2	2007.9	588.8
98	SUPPLEMENTARY LABOUR INCOME	247.1	--	271.5	26.2	9.0	70.5	50.6	18.7
99	NET INCOME, UNINC. BUSINESS	1069.3	901.2	733.7	1483.1	71.6	782.3	585.2	314.2
100	OTHER OPERATING SURPLUS	1450.5	3131.0	4875.8	104.6	276.4	866.8	626.2	144.8
	TOTAL	12590.0	7320.7	16138.2	2943.6	1190.8	5118.0	5870.4	1589.5

NOTE: DETAIL MAY NOT ADD DUE TO ROUNDING.

TABLE 123. USE (INPUT) MATRIX (AGGREGATION - M), 1974 (MILLIONS OF DOLLARS) - CONCLUDED

NO.	COMMODITY AGGREGATION - M	TRANS. MARGINS	OPERATING OFFICE LAB & FOOD	TRAVEL PROMOTION, ADVIC.	TOTAL INDUSTRIES
1	GRAINS.....	--	--	--	919.4
2	LIVE ANIMALS.....	--	4.3	--	2807.9
3	OTHER AGRICULTURAL PRODUCTS.....	--	60.0	--	2168.6
4	FORESTRY PRODUCTS.....	--	--	--	2367.5
5	FISH LANDINGS.....	--	2.3	--	262.0
6	HUNTING & TRAPPING PRODUCTS.....	--	--	--	37.9
7	IRON ORES & CONCENTRATES.....	--	--	--	255.2
8	OTHER METAL ORES & CONCENTRATES.....	--	--	--	2339.1
9	COAL.....	--	--	--	458.5
10	CRUDE MINERAL OILS.....	--	--	--	4883.1
11	NATURAL GAS.....	--	--	--	232.5
12	NON-METALLIC MINERALS.....	--	0.5	--	492.1
13	SERVICES INCIDENTAL TO MINING.....	--	--	--	582.4
14	MEAT PRODUCTS.....	--	134.7	--	1685.9
15	DAIRY PRODUCTS.....	--	83.1	--	576.5
16	FISH PRODUCTS.....	--	5.9	--	109.9
17	FRUITS & VEGETABLES PREPARATIONS.....	--	35.9	--	210.5
18	FEEDS.....	--	--	--	1346.6
19	FLOUR, WHEAT MEAL & OTHER CEREALS.....	--	5.3	--	221.7
20	BREAKFAST CEREAL & BAKERY PROD.....	--	47.6	--	146.0
21	SUGAR.....	--	7.6	--	455.4
22	MISC. FOOD PRODUCTS.....	--	28.2	--	694.2
23	SOFT DRINKS.....	--	21.3	--	113.3
24	ALCOHOLIC BEVERAGES.....	--	--	58.3	73.1
25	TOBACCO PROCESSED UNMANUFACTURED.....	--	--	--	151.4
26	CIGARETTES & TOBACCO MFG.....	--	--	--	2.5
27	TIRES & TUBES.....	--	190.6	3.3	526.7
28	OTHER RUBBER PRODUCTS.....	--	43.1	1.1	364.8
29	PLASTIC FABRICATED PRODUCTS.....	--	113.4	--	834.0
30	LEATHER & LEATHER PRODUCTS.....	--	16.4	--	195.5
31	YARNS & MAN MADE FIBRES.....	--	--	--	754.0
32	FABRICS.....	--	--	--	1218.6
33	OTHER TEXTILE PRODUCTS.....	--	52.7	--	627.4
34	HOSIERY & KNITTED WEAR.....	--	--	--	1.6
35	CLOTHING & ACCESSORIES.....	--	17.7	--	246.1
36	LUMBER & TIMBER.....	--	4.1	--	768.2
37	VENEER & PLYWOOD.....	--	--	--	421.2
38	OTHER WOOD FABRICATED MATERIALS.....	--	1.1	--	1428.9
39	FURNITURE & FIXTURES.....	--	--	--	109.4
40	PULP.....	--	--	--	354.2
41	NEWSPRINT & OTHER PAPER STOCK.....	--	15.8	--	1534.6
42	PAPER PRODUCTS.....	--	371.3	2.9	1826.3
43	PRINTING & PUBLISHING.....	--	595.3	290.7	1290.2
44	ADVERTISING, PRINT MEDIA.....	--	--	755.2	755.2
45	IRON & STEEL PRODUCTS.....	--	15.8	--	4079.9
46	ALUMINUM PRODUCTS.....	--	--	--	818.3
47	COPPER & COPPER ALLOY PRODUCTS.....	--	2.8	--	951.4
48	NICKEL PRODUCTS.....	--	--	--	78.5
49	OTHER NON-FERROUS METAL PRODUCTS.....	--	10.3	--	839.4
50	BOILERS, TANKS & PLATES.....	--	3.1	--	280.1
51	FABRICATED STRUCTURAL METAL PROD.....	--	--	--	1427.9
52	OTHER METAL FABRICATED PRODUCTS.....	--	561.1	--	3795.9
53	AGRICULTURAL MACHINERY.....	--	3.4	--	121.0
54	OTHER INDUSTRIAL MACHINERY.....	--	978.3	--	2026.9
55	MOTOR VEHICLES.....	--	--	--	110.8
56	MOTOR VEHICLE PARTS.....	--	534.9	41.2	4447.2
57	OTHER TRANSPORT EQUIPMENT.....	--	1.7	--	477.4
58	APPLIANCES & RECEIVERS/HOUSEHOLD.....	--	7.5	--	213.9
59	OTHER ELECTRICAL PRODUCTS.....	--	321.7	5.1	2444.1
60	CEMENT & CONCRETE PRODUCTS.....	--	--	--	1120.7
61	OTHER NON-METALLIC MINERAL PROD.....	--	44.1	--	1129.4
62	GASOLINE & FUEL OIL.....	--	--	95.6	2038.1
63	OTHER PETROLEUM & COAL PROD.....	--	8.9	4.1	824.7
64	INDUSTRIAL CHEMICALS.....	--	117.0	--	2415.1
65	FERTILIZERS.....	--	10.9	--	153.5
66	PHARMACEUTICALS.....	--	21.9	--	175.2
67	OTHER CHEMICAL PRODUCTS.....	--	261.8	2.5	1515.8
68	SCIENTIFIC EQUIPMENT.....	--	214.5	--	535.4
69	OTHER MANUFACTURED PRODUCTS.....	--	81.6	70.8	666.8
70	RESIDENTIAL CONSTRUCTION.....	--	--	--	--
71	NON-RESIDENTIAL CONSTRUCTION.....	--	--	--	--
72	REPAIR CONSTRUCTION.....	--	--	--	--
73	PIPELINE TRANSPORTATION.....	4843.4	--	790.4	470.0
74	TRANSPORTATION & STORAGE.....	--	--	412.0	7974.3
75	RADIO & TELEVISION BROADCASTING.....	--	--	--	430.3
76	TELEPHONE & TELEGRAPH.....	--	--	--	1346.7
77	POSTAL SERVICES.....	--	--	--	361.5
78	ELECTRIC POWER.....	--	--	--	1360.6
79	OTHER UTILITIES.....	--	--	--	281.2
80	WHOLESALE MARGINS.....	--	863.4	63.2	5194.7
81	RETAIL MARGINS.....	--	292.7	57.2	803.3
82	IMPUTED RENT OWNER OCCUP. DWEL.....	--	--	--	--
83	OTHER FINANCE, INS., REAL ESTATE.....	--	--	--	7701.4
84	BUSINESS SERVICES.....	--	--	446.8	3773.3
85	EDUCATION SERVICES.....	--	--	--	--
86	HEALTH SERVICES.....	--	--	--	10.6
87	AMUSEMENT & RECREATION SERVICES.....	--	--	64.7	266.5
88	ACCOMMODATION & FOOD SERVICES.....	--	--	810.3	8781.4
89	OTHER PERSONAL & MISL. SERVICES.....	--	1450.9	82.5	3185.2
90	TRANSPORTATION MARGINS.....	--	203.8	19.6	2411.8
91	OPERATING, OFFICE, LAB. & FOOD.....	--	--	--	6990.2
92	TRAVEL, ADVERTISING & PROMOTION.....	--	--	--	3890.3
93	NON-COMPETING IMPORTS.....	--	5.4	--	729.3
94	UNALLOCATED IMPORTS & EXPORTS.....	--	73.4	197.8	271.2
95	INDIRECT TAXES.....	--	749.3	297.4	9301.3
96	SUBSIDIES.....	--	--	--	-2619.0
97	WAGES & SALARIES.....	--	--	--	56101.7
98	SUPPLEMENTARY LABOUR INCOME.....	--	--	--	3641.8
99	NET INCOME, UNINC. BUSINESS.....	--	--	--	11444.5
100	OTHER OPERATING SURPLUS.....	--	--	--	36847.6
TOTAL.....		4843.4	8698.7	4572.6	236018.9

NOTE: DETAIL MAY NOT ADD DUE TO ROUNDING.

TABLE 124. FINAL DEMAND MATRIX (AGGREGATION - M), 1974 (MILLIONS OF DOLLARS)

NO.	COMMODITY AGGREGATION - M	CONS. EXP. DURABLE	CONS. EXP. SEMI DURABLE	CONS. EXP. NON- DURABLE	CONS. EXP. SERVICES	CONS- TRUCTION, BUSINESS	CONS- TRUCTION, GOVERNMENT	MACHINERY, EQUIPMENT BUSINESS	MACHINERY, EQUIPMENT GOVERNMENT
1	GRAINS.....	--	--	--	--	--	--	--	--
2	LIVE ANIMALS.....	--	21.9	120.7	--	--	--	--	--
3	OTHER AGRICULTURAL PRODUCTS.....	--	--	1058.8	30.3	--	--	--	--
4	FORESTRY PRODUCTS.....	--	--	37.4	--	--	--	--	--
5	FISH LANDINGS.....	--	--	17.8	--	--	--	--	--
6	HUNTING & TRAPPING PRODUCTS.....	--	--	--	--	--	--	--	--
7	IRON ORES & CONCENTRATES.....	--	--	--	--	--	--	--	--
8	OTHER METAL ORES & CONCENTRATES.....	--	--	--	--	--	--	--	--
9	COAL.....	--	--	8.9	0.9	--	--	--	--
10	CRUDE MINERAL OILS.....	--	--	--	--	--	--	--	--
11	NATURAL GAS.....	--	--	125.3	23.5	--	--	--	--
12	NON-METALLIC MINERALS.....	--	3.9	17.9	--	--	--	--	--
13	SERVICES INCIDENTAL TO MINING.....	--	--	--	--	231.9	--	--	--
14	MEAT PRODUCTS.....	--	--	3023.5	--	--	--	--	--
15	DAIRY PRODUCTS.....	--	--	1417.4	--	--	--	--	--
16	FISH PRODUCTS.....	--	--	148.4	--	--	--	--	--
17	FRUITS & VEGETABLES PREPARATIONS.....	--	--	906.1	--	--	--	--	--
18	FEEDS.....	--	--	118.9	--	--	--	--	--
19	FLOUR, WHEAT MEAL & OTHER CEREALS.....	--	--	56.0	--	--	--	--	--
20	BREAKFAST CEREAL & BAKERY PROD.....	--	--	982.7	--	--	--	--	--
21	SUGAR.....	--	--	210.0	--	--	--	--	--
22	MISC. FOOD PRODUCTS.....	--	--	1269.1	--	--	--	--	--
23	SOFT DRINKS.....	--	--	466.7	--	--	--	--	--
24	ALCOHOLIC BEVERAGES.....	--	--	1069.4	--	--	--	--	--
25	TOBACCO PROCESSED UNMANUFACTURED.....	--	--	--	--	--	--	--	--
26	CIGARETTES & TOBACCO MFG.....	--	--	509.2	--	--	--	--	--
27	TIRES & TUBES.....	200.1	--	--	--	--	--	3.3	--
28	OTHER RUBBER PRODUCTS.....	9.8	93.0	5.2	--	--	--	12.0	3.8
29	PLASTIC FABRICATED PRODUCTS.....	3.1	94.1	43.7	--	--	--	--	--
30	LEATHER & LEATHER PRODUCTS.....	--	567.2	--	--	--	--	--	--
31	YARNS & MAN MADE FIBRES.....	--	42.6	--	--	--	--	--	--
32	FABRICS.....	--	185.4	--	--	--	--	--	--
33	OTHER TEXTILE PRODUCTS.....	321.9	273.4	142.0	--	--	--	14.2	1.3
34	HOSIERY & KNITTED WEAR.....	--	824.6	--	--	--	--	--	--
35	CLOTHING & ACCESSORIES.....	--	1871.8	--	--	--	--	--	--
36	LUMBER & TIMBER.....	--	43.0	--	--	--	--	--	--
37	VENEER & PLYWOOD.....	--	29.5	--	--	--	--	--	--
38	OTHER WOOD FABRICATED MATERIALS.....	34.8	9.2	0.8	--	--	--	23.4	0.4
39	FURNITURE & FIXTURES.....	1021.6	41.7	--	--	--	--	230.1	69.7
40	PULP.....	--	--	--	--	--	--	--	--
41	NEWSPRINT & OTHER PAPER STOCK.....	--	5.5	4.8	--	--	--	--	--
42	PAPER PRODUCTS.....	--	25.6	450.0	--	--	--	--	--
43	PRINTING & PUBLISHING.....	--	702.0	--	36.5	--	--	--	--
44	ADVERTISING, PRINT MEDIA.....	--	--	--	--	--	--	--	--
45	IRON & STEEL PRODUCTS.....	--	--	--	--	--	--	--	--
46	ALUMINUM PRODUCTS.....	--	--	--	--	--	--	--	--
47	COPPER & COPPER ALLOY PRODUCTS.....	--	--	--	--	--	--	--	--
48	NICKEL PRODUCTS.....	--	--	--	--	--	--	--	--
49	OTHER NON FERROUS METAL PRODUCTS.....	--	3.6	--	--	--	--	--	--
50	BOILERS, TANKS & PLATES.....	--	--	--	--	--	--	-276.0	--
51	FABRICATED STRUCTURAL METAL PROD.....	--	3.0	--	--	--	--	107.8	3.6
52	OTHER METAL FABRICATED PRODUCTS.....	63.9	286.4	17.1	--	--	--	2.6	1.3
53	AGRICULTURAL MACHINERY.....	31.9	--	--	--	--	--	164.5	29.4
54	OTHER INDUSTRIAL MACHINERY.....	41.7	37.3	--	--	--	--	823.8	6.7
55	MOTOR VEHICLES.....	3183.0	--	--	--	261.8	--	2870.7	88.6
56	MOTOR VEHICLE PARTS.....	355.9	--	--	--	--	--	1495.1	156.9
57	OTHER TRANSPORT EQUIPMENT.....	240.6	--	--	--	--	--	88.1	3.8
58	APPLIANCES & RECEIVERS, HOUSEHOLD.....	1514.0	--	--	--	--	--	745.9	72.5
59	OTHER ELECTRICAL PRODUCTS.....	134.9	135.9	--	--	--	--	147.6	9.9
60	CEMENT & CONCRETE PRODUCTS.....	--	8.4	--	--	--	--	1630.3	37.6
61	OTHER NON-METALLIC MINERAL PROD.....	--	158.9	--	--	--	--	--	--
62	GASOLINE & FUEL OIL.....	--	--	1921.2	25.5	--	--	26.8	0.4
63	OTHER PETROLEUM & COAL PROD.....	--	0.9	127.6	11.6	--	--	--	--
64	INDUSTRIAL CHEMICALS.....	8.0	0.9	3.5	--	--	--	13.0	--
65	FERTILIZERS.....	--	--	3.7	--	--	--	--	--
66	PHARMACEUTICALS.....	--	--	327.8	--	--	--	--	--
67	OTHER CHEMICAL PRODUCTS.....	27.3	144.3	635.3	--	--	--	--	--
68	SCIENTIFIC EQUIPMENT.....	250.6	83.6	94.9	--	--	--	--	--
69	OTHER MANUFACTURED PRODUCTS.....	575.1	363.5	35.1	10.1	--	--	145.6	102.9
70	RESIDENTIAL CONSTRUCTION.....	--	--	--	--	7391.0	23.0	47.0	5.1
71	NON-RESIDENTIAL CONSTRUCTION.....	--	--	--	--	8817.5	4650.4	--	--
72	REPAIR CONSTRUCTION.....	--	--	--	38.8	--	--	--	--
73	PIPELINE TRANSPORTATION.....	--	--	96.0	1.5	--	--	--	--
74	TRANSPORTATION & STORAGE.....	--	--	--	1774.6	--	--	--	--
75	RADIO & TELEVISION BROADCASTING.....	--	--	--	140.5	--	--	--	--
76	TELEPHONE & TELEGRAPH.....	--	--	--	1123.1	--	--	--	--
77	POSTAL SERVICES.....	--	--	--	173.8	--	--	--	--
78	ELECTRIC POWER.....	--	--	1163.7	43.7	--	--	--	--
79	OTHER UTILITIES.....	--	--	156.3	317.6	--	--	--	--
80	WHOLESALE MARGINS.....	1003.2	564.6	1485.0	13.4	31.2	--	1223.8	54.8
81	RETAIL MARGINS.....	2423.0	2771.1	3774.6	9.9	25.0	--	249.9	22.2
82	IMPUTED RENT OWNER OCCUP. DWEL.....	--	--	--	7320.7	--	--	--	--
83	OTHER FINANCE, INS., REAL ESTATE.....	--	--	--	7978.4	1170.0	--	--	--
84	BUSINESS SERVICES.....	--	--	--	416.0	--	--	--	--
85	EDUCATION SERVICES.....	--	--	--	356.5	--	--	--	--
86	HEALTH SERVICES.....	--	--	--	1130.0	--	--	--	--
87	AMUSEMENT & RECREATION SERVICES.....	--	--	--	938.6	--	--	--	--
88	ACCOMMODATION & FOOD SERVICES.....	--	--	--	5294.5	--	--	--	--
89	OTHER PERSONAL & MISC. SERVICES.....	1069.7	83.0	--	1445.8	--	--	--	--
90	TRANSPORTATION MARGINS.....	171.2	200.6	436.7	3.3	3.0	--	216.0	14.3
91	OPERATING, OFFICE, LAB. & FOOD.....	--	--	--	277.6	--	--	--	--
92	TRAVEL, ADVERTISING & PROMOTION.....	--	--	--	146.7	--	--	--	--
93	NON-COMPETING IMPORTS.....	--	--	124.5	--	--	--	--	--
94	UNALLOCATED IMPORTS & EXPORTS.....	--	--	--	139.0	--	--	--	--
95	INDIRECT TAXES.....	1624.4	953.0	3974.9	515.8	24.0	--	876.4	58.7
96	SUBSIDIES.....	--	--	--	--	--	--	--	--
97	WAGES & SALARIES.....	--	--	--	2729.3	--	--	--	--
98	SUPPLEMENTARY LABOUR INCOME.....	--	--	--	169.3	--	--	--	--
99	NET INCOME, INC. BUSINESS.....	--	--	--	--	--	--	--	--
100	OTHER OPERATING SURPLUS.....	--	--	--	205.7	--	--	--	--
TOTAL.....		14309.6	10633.3	26588.4	32831.4	17954.5	4673.4	10881.9	743.9

NOTE: DETAIL MAY NOT ADD DUE TO ROUNDING.

TABLE 124. FINAL DEMAND MATRIX (AGGREGATION - M), 1974 (MILLIONS OF DOLLARS) - CONCLUDED

NO.	COMMODITY AGGREGATION - M	INVENTORIES	DOMESTIC EXPORTS	RE-EXPORTS	IMPORTS	GOVT GROSS CURRENT EXPEND.	GOVT. SALE OF GOOD & SERVICES	FINAL EXPEND. ON GDP
1	GRAINS	-155.1	2185.6	--	-173.3	--	-0.2	1857.1
2	LIVE ANIMALS	144.2	90.8	1.6	-118.4	--	-7.4	253.4
3	OTHER AGRICULTURAL PRODUCTS	-55.6	445.8	4.9	-567.9	27.3	-4.1	939.5
4	FORESTRY PRODUCTS	146.8	46.5	--	-73.5	--	--	157.2
5	FISH LANDINGS	0.5	74.6	0.4	-71.6	--	-0.3	21.3
6	HUNTING & TRAPPING PRODUCTS	0.4	29.4	2.6	-38.3	--	--	-5.8
7	IRON ORES & CONCENTRATES	9.6	472.7	--	-42.7	--	--	439.6
8	OTHER METAL ORES & CONCENTRATES	127.3	1234.3	0.8	-643.9	3.6	--	922.1
9	COAL	-55.9	236.4	0.7	-362.7	7.1	-29.5	-194.0
10	CRUDE MINERAL OILS	33.9	1930.7	6.0	-2954.7	--	--	-984.0
11	NATURAL GAS	-0.8	285.4	--	-5.8	17.8	-0.2	445.1
12	NON-METALLIC MINERALS	28.7	454.6	3.4	-185.8	39.8	-0.2	362.3
13	SERVICES INCIDENTAL TO MINING	--	--	--	--	--	-0.1	231.9
14	MEAT PRODUCTS	31.4	259.3	9.5	-282.3	--	-2.3	3039.1
15	DAIRY PRODUCTS	31.3	67.6	2.0	-90.5	--	--	1427.8
16	FISH PRODUCTS	14.1	334.4	5.9	-60.3	--	--	442.5
17	FRUITS & VEGETABLES PREPARATIONS	31.0	67.7	1.9	-297.4	--	--	709.3
18	FEEDS	17.2	88.7	0.1	-75.3	--	--	149.6
19	FLOUR, WHEAT MEAL & OTHER CEREALS	1.8	67.3	0.1	-24.1	--	--	101.0
20	BREAKFAST CEREAL & BAKERY PROD.	6.0	31.4	--	-27.1	--	--	993.1
21	SUGAR	-3.5	22.2	--	-36.9	--	--	191.8
22	MISC. FOOD PRODUCTS	26.1	92.4	14.8	-427.1	--	--	975.3
23	SOFT DRINKS	-0.4	1.0	--	-5.8	--	--	461.6
24	ALCOHOLIC BEVERAGES	61.7	214.5	0.3	-235.9	--	--	1110.0
25	TOBACCO PROCESSED UNMANUFACTURED ..	-7.1	68.9	0.5	-12.2	--	--	50.1
26	CIGARETTES & TOBACCO MFG.	9.6	3.9	--	-14.1	--	--	508.7
27	TIRES & TUBES	32.4	44.8	2.2	-358.4	--	--	-75.7
28	OTHER RUBBER PRODUCTS	19.4	24.1	1.2	-177.9	--	--	-9.4
29	PLASTIC FABRICATED PRODUCTS	63.0	53.4	2.7	-264.9	--	--	-5.0
30	LEATHER & LEATHER PRODUCTS	18.4	26.9	2.0	-250.7	--	--	363.8
31	YARNS & MAN MADE FIBRES	0.9	43.2	3.8	-313.7	0.1	--	-223.2
32	FABRICS	24.6	78.7	7.5	-578.7	0.5	--	-282.0
33	OTHER TEXTILE PRODUCTS	45.8	34.9	2.7	-361.8	29.3	--	503.8
34	HOSIERY & KNITTED WEAR	13.1	6.9	1.3	-222.0	0.5	--	624.4
35	CLOTHING & ACCESSORIES	16.3	108.7	4.9	-332.6	15.1	-2.9	1681.2
36	LUMBER & TIMBER	26.2	1309.2	1.0	-123.3	--	-13.5	1242.6
37	VENEER & PLYWOOD	35.6	108.9	0.7	-146.2	--	--	28.4
38	OTHER WOOD FABRICATED MATERIALS	70.6	124.5	1.1	-113.6	--	--	151.1
39	FURNITURE & FIXTURES	31.6	68.5	1.3	-210.8	6.6	--	1260.5
40	PULP	18.7	1824.5	0.4	-19.3	--	--	1824.3
41	NEWSPRINT & OTHER PAPER STOCK	96.6	1974.6	0.4	-168.7	--	--	1913.2
42	PAPER PRODUCTS	61.7	83.1	2.2	-288.5	--	--	334.2
43	PRINTING & PUBLISHING	17.9	66.8	7.2	-424.5	106.3	-19.5	492.7
44	ADVERTISING PRINT MEDIA	--	--	--	--	--	-0.1	-0.1
45	IRON & STEEL PRODUCTS	215.1	587.2	31.5	-1114.2	--	--	-280.4
46	ALUMINUM PRODUCTS	-5.1	497.0	1.1	-179.7	--	--	313.2
47	COPPER & COPPER ALLOY PRODUCTS	13.8	687.0	3.3	-101.5	--	--	602.5
48	NICKEL PRODUCTS	6.7	840.0	52.8	-94.2	--	--	805.3
49	OTHER NON-FERROUS METAL PRODUCTS ..	48.1	642.4	23.0	-397.5	130.6	-2.1	172.2
50	BOILERS, TANKS & PLATES	21.0	27.7	1.4	-51.0	--	--	110.4
51	FABRICATED STRUCTURAL METAL PROD.	153.9	104.2	4.1	-275.8	--	--	-6.7
52	OTHER METAL FABRICATED PRODUCTS	254.9	308.7	28.8	-1145.7	61.1	--	68.9
53	AGRICULTURAL MACHINERY	51.8	384.6	16.6	-894.4	--	--	420.9
54	OTHER INDUSTRIAL MACHINERY	321.6	751.5	125.0	-3392.5	30.7	-1.9	872.6
55	MOTOR VEHICLES	274.2	3628.8	12.4	-3195.2	43.0	-0.1	5810.1
56	MOTOR VEHICLE PARTS	103.6	1766.1	68.0	-4035.4	--	-1.0	-1651.0
57	OTHER TRANSPORT EQUIPMENT	67.6	677.1	67.2	-871.9	208.9	-0.2	1207.7
58	APPLIANCES & RECEIVERS, HOUSEHOLD ..	68.9	82.6	5.3	-876.0	--	--	952.3
59	OTHER ELECTRICAL PRODUCTS	180.8	625.0	45.7	-1492.8	61.0	-1.6	1356.8
60	CEMENT & CONCRETE PRODUCTS	45.2	36.2	--	-11.3	--	--	78.6
61	OTHER NON-METALLIC MINERAL PROD.	74.9	128.0	2.4	-438.1	--	--	-46.7
62	GASOLINE & FUEL OIL	249.8	306.0	53.5	-255.2	231.7	-10.7	2521.9
63	OTHER PETROLEUM & COAL PROD.	39.6	313.3	0.5	-167.8	7.0	-0.9	320.6
64	INDUSTRIAL CHEMICALS	131.0	485.8	12.4	-983.9	23.4	-0.4	-306.2
65	FERTILIZERS	-3.4	275.2	--	-42.7	--	--	232.9
66	PHARMACEUTICALS	41.7	39.4	8.2	-155.9	114.3	-3.7	371.7
67	OTHER CHEMICAL PRODUCTS	84.4	100.0	5.8	-547.5	17.4	--	467.0
68	SCIENTIFIC EQUIPMENT	21.5	121.4	30.5	-905.7	102.7	-14.8	33.1
69	OTHER MANUFACTURED PRODUCTS	38.8	189.4	19.1	-777.6	4.0	-5.9	503.5
70	RESIDENTIAL CONSTRUCTION	--	--	--	--	--	--	7414.0
71	NON-RESIDENTIAL CONSTRUCTION	--	--	--	--	61.7	--	13529.7
72	REPAIR CONSTRUCTION	--	--	--	--	794.6	--	833.4
73	PIPELINE TRANSPORTATION	--	375.8	--	-48.0	9.4	--	434.7
74	TRANSPORTATION & STORAGE	--	669.3	--	-185.7	386.6	-113.5	2531.3
75	RADIO & TELEVISION BROADCASTING	--	11.9	--	-12.3	--	--	140.1
76	TELEPHONE & TELEGRAPH	--	25.1	--	-49.2	209.4	-0.9	1298.6
77	POSTAL SERVICES	--	10.5	--	-5.5	64.4	--	243.3
78	ELECTRIC POWER	--	171.9	--	-5.1	243.5	-2.0	1615.6
79	OTHER UTILITIES	--	--	--	--	66.7	-298.3	242.4
80	WHOLESALE MARGINS	--	1164.1	39.2	-159.2	105.6	--	5524.6
81	RETAIL MARGINS	--	--	--	--	17.0	--	9292.7
82	IMPUTED RENT OWNER OCCUP. DWEL.	--	--	--	--	--	--	7320.7
83	OTHER FINANCIALS, REAL ESTATE	--	147.8	--	-490.7	468.7	-387.8	8886.4
84	BUSINESS SERVICES	--	234.6	--	-782.2	756.5	-60.8	564.0
85	EDUCATION SERVICES	--	--	--	--	316.0	-385.3	387.1
86	HEALTH SERVICES	--	--	--	--	1769.6	-356.6	2543.0
87	AMUSEMENT & RECREATION SERVICES	--	0.6	--	-5.0	20.3	-101.0	853.5
88	ACCOMMODATION & FOOD SERVICES	--	--	--	--	--	-32.2	5262.3
89	OTHER PERSONAL & MISC. SERVICES	--	4.3	--	-26.4	471.7	-430.9	2617.2
90	TRANSPORTATION MARGINS	--	1329.1	10.7	--	46.7	--	2431.6
91	OPERATING, OFFICE LAB & FOOD	--	--	--	--	1430.9	--	1708.5
92	TRAVEL ADVERTISING & PROMOTION	--	--	--	--	535.6	--	682.3
93	NON-COMPETING IMPORTS	-35.4	--	--	-818.5	--	--	-729.3
94	UNALLOCATED IMPORTS & EXPORTS	--	2623.7	--	-3033.9	--	--	-271.2
95	INDIRECT TAXES	--	1619.4	--	1780.0	148.1	--	11574.7
96	SUBSIDIES	--	--	--	--	--	--	--
97	WAGES & SALARIES	--	--	--	--	16804.8	--	19534.1
98	SUPPLEMENTARY LABOUR INCOME	--	--	--	--	1841.5	--	2010.7
99	NET INCOME, UNINC. BUSINESS	--	--	--	--	--	--	--
100	OTHER OPERATING SURPLUS	--	--	--	--	2161.1	--	2366.8
	TOTAL	3451.0	36780.5	766.8	-37228.7	30011.3	-2193.2	150204.1

NOTE: DETAIL MAY NOT ADD DUE TO ROUNDING.

TABLE 125. IMPACT (INVERSE) MATRIX (AGGREGATION - M), 1974

NO	COMMODITY AGGREGATION - M	AGRICULTURE	FORESTRY	FISHING, HUNTING & TRAPPING	METAL MINES	MINERAL FUELS	NON-METAL MINES & QUARRIES	SERVICES INCIDENTAL TO MINING	FOOD & BEVERAGE INDUSTRIES
1	GRAINS.....	1.0789	0.0027	0.0018	0.0024	0.0174	0.0089	0.0009	0.1468
2	LIVE ANIMALS.....	1.0792	0.0027	0.0018	0.0024	0.0174	0.0089	0.0009	0.1465
3	OTHER AGRICULTURAL PRODUCTS.....	1.0674	0.0086	0.0019	0.0024	0.0173	0.0088	0.0009	0.1531
4	FORESTRY PRODUCTS.....	0.0346	1.1053	0.0003	0.0031	0.0163	0.0011	0.0008	0.0150
5	FISH LANDINGS.....	0.0016	0.0042	1.0075	0.0030	0.0238	0.0016	0.0008	0.0035
6	HUNTING & TRAPPING PRODUCTS.....	0.0016	0.0042	1.0075	0.0030	0.0238	0.0016	0.0008	0.0035
7	IRON ORES & CONCENTRATES.....	0.0041	0.0019	0.0002	1.0031	0.0108	0.0047	0.0410	0.0096
8	OTHER METAL ORES & CONCENTRATES.....	0.0040	0.0021	0.0002	0.9693	0.0110	0.0046	0.0397	0.0096
9	COAL.....	0.0019	0.0015	0.0001	0.0058	1.0054	0.0011	0.0229	0.0039
10	CRUDE MINERAL OILS.....	0.0019	0.0015	0.0001	0.0059	1.0002	0.0012	0.0228	0.0040
11	NATURAL GAS.....	0.0019	0.0015	0.0001	0.0058	1.0054	0.0011	0.0229	0.0039
12	NON-METALLIC MINERALS.....	0.0048	0.0035	0.0002	0.0092	0.1275	0.8443	0.0179	0.0118
13	SERVICES INCIDENTAL TO MINING.....	0.0033	0.0015	0.0001	0.1514	0.0094	0.0188	0.8462	0.0076
14	MEAT PRODUCTS.....	0.3360	0.0066	0.0135	0.0029	0.0118	0.0041	0.0006	1.1079
15	DAIRY PRODUCTS.....	0.3494	0.0070	0.0153	0.0030	0.0119	0.0042	0.0006	1.2557
16	FISH PRODUCTS.....	0.3448	0.0070	0.0274	0.0030	0.0120	0.0042	0.0006	1.2393
17	FRUITS & VEGETABLES PREPARATIONS.....	0.3488	0.0070	0.0153	0.0030	0.0119	0.0042	0.0006	1.2535
18	FEEDS.....	0.3422	0.0070	0.0150	0.0030	0.0122	0.0043	0.0006	1.2297
19	FLOUR, WHEAT, MEAL & OTHER CEREALS.....	0.3494	0.0070	0.0153	0.0030	0.0119	0.0042	0.0006	1.2557
20	BREAKFAST CEREAL & BAKERY PROD.....	0.3484	0.0070	0.0153	0.0030	0.0119	0.0042	0.0006	1.2519
21	SUGAR.....	0.3494	0.0070	0.0153	0.0030	0.0119	0.0042	0.0006	1.2557
22	MISC. FOOD PRODUCTS.....	0.3521	0.0070	0.0151	0.0030	0.0121	0.0043	0.0006	1.2351
23	SOFT DRINKS.....	0.3494	0.0070	0.0153	0.0030	0.0119	0.0042	0.0006	1.2557
24	ALCOHOLIC BEVERAGES.....	0.3494	0.0070	0.0153	0.0030	0.0119	0.0042	0.0006	1.2557
25	TOBACCO PROCESSED UNMANUFACTURED.....	0.2693	0.0140	0.0006	0.0025	0.0087	0.0028	0.0005	0.0478
26	CIGARETTES & TOBACCO MFG.....	0.2689	0.0140	0.0006	0.0025	0.0087	0.0028	0.0005	0.0477
27	TIRES & TUBES.....	0.0052	0.0059	0.0002	0.0047	0.0117	0.0038	0.0006	0.0146
28	OTHER RUBBER PRODUCTS.....	0.0066	0.0071	0.0003	0.0069	0.0110	0.0036	0.0007	0.0188
29	PLASTIC FABRICATED PRODUCTS.....	0.0056	0.0164	0.0002	0.0090	0.0131	0.0042	0.0008	0.0148
30	LEATHER & LEATHER PRODUCTS.....	0.0197	0.0061	0.0008	0.0053	0.0069	0.0017	0.0005	0.0622
31	YARNS & MAN MADE FIBRES.....	0.0050	0.0052	0.0002	0.0032	0.0093	0.0021	0.0005	0.0116
32	FABRICS.....	0.0047	0.0061	0.0002	0.0028	0.0078	0.0015	0.0004	0.0100
33	OTHER TEXTILE PRODUCTS.....	0.0048	0.0057	0.0002	0.0043	0.0086	0.0018	0.0005	0.0107
34	HOSIERY & KNITTED WEAR.....	0.0087	0.0036	0.0007	0.0018	0.0049	0.0008	0.0003	0.0084
35	CLOTHING & ACCESSORIES.....	0.0130	0.0037	0.0013	0.0025	0.0044	0.0008	0.0003	0.0097
36	LUMBER & TIMBER.....	0.0135	0.3506	0.0002	0.0040	0.0112	0.0011	0.0006	0.0113
37	VENEER & PLYWOOD.....	0.0135	0.3431	0.0002	0.0047	0.0110	0.0011	0.0007	0.0113
38	OTHER WOOD FABRICATED MATERIALS.....	0.0132	0.3316	0.0002	0.0047	0.0110	0.0012	0.0007	0.0113
39	FURNITURE & FIXTURES.....	0.0047	0.0434	0.0002	0.0146	0.0071	0.0014	0.0009	0.0098
40	PULP.....	0.0082	0.1515	0.0002	0.0036	0.0191	0.0034	0.0008	0.0111
41	NEWSPRINT & OTHER PAPER STOCK.....	0.0082	0.1516	0.0002	0.0036	0.0191	0.0035	0.0008	0.0111
42	PAPER PRODUCTS.....	0.0083	0.1332	0.0002	0.0064	0.0178	0.0033	0.0009	0.0134
43	PRINTING & PUBLISHING.....	0.0041	0.0328	0.0001	0.0021	0.0072	0.0012	0.0004	0.0087
44	ADVERTISING, PRINT MEDIA.....	0.0040	0.0307	0.0001	0.0019	0.0070	0.0011	0.0004	0.0087
45	IRON & STEEL PRODUCTS.....	0.0036	0.0029	0.0001	0.2350	0.0189	0.0047	0.0102	0.0089
46	ALUMINUM PRODUCTS.....	0.0037	0.0045	0.0001	0.2447	0.0196	0.0048	0.0106	0.0090
47	COPPER & COPPER ALLOY PRODUCTS.....	0.0037	0.0028	0.0001	0.2496	0.0197	0.0049	0.0108	0.0090
48	NICKEL PRODUCTS.....	0.0037	0.0028	0.0001	0.2509	0.0198	0.0049	0.0108	0.0090
49	OTHER NON FERROUS METAL PRODUCTS.....	0.0038	0.0035	0.0002	0.2259	0.0190	0.0049	0.0098	0.0095
50	BOILERS, TANKS & PLATES.....	0.0030	0.0035	0.0001	0.0564	0.0087	0.0020	0.0026	0.0075
51	FABRICATED STRUCTURAL METAL PROD.....	0.0031	0.0041	0.0001	0.0823	0.0102	0.0025	0.0037	0.0077
52	OTHER METAL FABRICATED PRODUCTS.....	0.0033	0.0042	0.0001	0.0671	0.0095	0.0024	0.0031	0.0083
53	AGRICULTURAL MACHINERY.....	0.0029	0.0036	0.0001	0.0326	0.0067	0.0022	0.0017	0.0073
54	OTHER INDUSTRIAL MACHINERY.....	0.0036	0.0080	0.0001	0.0453	0.0111	0.0052	0.0051	0.0094
55	MOTOR VEHICLES.....	0.0024	0.0045	0.0001	0.0203	0.0055	0.0011	0.0010	0.0060
56	MOTOR VEHICLE PARTS.....	0.0026	0.0042	0.0001	0.0224	0.0061	0.0015	0.0012	0.0066
57	OTHER TRANSPORT EQUIPMENT.....	0.0026	0.0041	0.0001	0.0204	0.0066	0.0012	0.0011	0.0063
58	APPLIANCES & RECEIVERS, HOUSEHOLD.....	0.0032	0.0044	0.0001	0.0369	0.0073	0.0019	0.0018	0.0080
59	OTHER ELECTRICAL PRODUCTS.....	0.0031	0.0043	0.0001	0.0351	0.0071	0.0018	0.0017	0.0078
60	CEMENT & CONCRETE PRODUCTS.....	0.0044	0.0069	0.0002	0.0120	0.0285	0.0435	0.0020	0.0103
61	OTHER NON-METALLIC MINERAL PROD.....	0.0044	0.0082	0.0002	0.0138	0.0270	0.0404	0.0020	0.0103
62	GASOLINE & FUEL OIL.....	0.0022	0.0014	0.0001	0.0033	0.1735	0.0015	0.0087	0.0056
63	OTHER PETROLEUM & COAL PROD.....	0.0029	0.0029	0.0001	0.0107	0.4970	0.0029	0.0118	0.0076
64	INDUSTRIAL CHEMICALS.....	0.0131	0.0069	0.0005	0.0125	0.0388	0.0158	0.0018	0.0400
65	FERTILIZERS.....	0.0064	0.0043	0.0003	0.0064	0.0239	0.0226	0.0134	0.0168
66	PHARMACEUTICALS.....	0.0198	0.0061	0.0008	0.0073	0.0393	0.0162	0.0016	0.0640
67	OTHER CHEMICAL PRODUCTS.....	0.0416	0.0064	0.0018	0.0082	0.0382	0.0151	0.0016	0.1430
68	SCIENTIFIC EQUIPMENT.....	0.0043	0.0111	0.0002	0.0513	0.0084	0.0025	0.0024	0.0108
69	OTHER MANUFACTURED PRODUCTS.....	0.0056	0.0108	0.0002	0.0459	0.0161	0.0031	0.0024	0.0123
70	RESIDENTIAL CONSTRUCTION.....	0.0036	0.0178	0.0001	0.0153	0.0104	0.0057	0.0087	0.0068
71	NON-RESIDENTIAL CONSTRUCTION.....	0.0036	0.0178	0.0001	0.0153	0.0104	0.0057	0.0087	0.0068
72	REPAIR CONSTRUCTION.....	0.0036	0.0178	0.0001	0.0153	0.0104	0.0057	0.0087	0.0068
73	PIPELINE TRANSPORTATION.....	0.0037	0.0021	0.0001	0.0026	0.0250	0.0009	0.0010	0.0074
74	TRANSPORTATION & STORAGE.....	0.0039	0.0028	0.0001	0.0026	0.0252	0.0009	0.0010	0.0076
75	RADIO & TELEVISION BROADCASTING.....	0.0018	0.0013	0.0001	0.0015	0.0030	0.0013	0.0004	0.0034
76	TELEPHONE & TELEGRAPH.....	0.0018	0.0013	0.0001	0.0015	0.0030	0.0013	0.0004	0.0034
77	POSTAL SERVICES.....	0.0018	0.0013	0.0001	0.0015	0.0030	0.0013	0.0004	0.0034
78	ELECTRIC POWER.....	0.0011	0.0016	--	0.0066	0.0169	0.0005	0.0010	0.0023
79	OTHER UTILITIES.....	0.0012	0.0022	--	0.0043	0.0168	0.0004	0.0009	0.0024
80	WHOLESALE MARGINS.....	0.0143	0.0064	0.0006	0.0075	0.0090	0.0016	0.0006	0.0445
81	RETAIL MARGINS.....	0.0353	0.0037	0.0002	0.0013	0.0079	0.0007	0.0004	0.0111
82	IMPUTED RENT OWNER OCPI DWEL.....	0.0007	0.0033	--	0.0029	0.0020	0.0011	0.0016	0.0013
83	OTHER FINANCIALS, REAL ESTATE.....	0.0031	0.0019	0.0001	0.0020	0.0098	0.0010	0.0011	0.0055
84	BUSINESS SERVICES.....	0.0030	0.0016	0.0001	0.0014	0.0034	0.0004	0.0002	0.0065
85	EDUCATION SERVICES.....	0.0024	0.0012	0.0001	0.0016	0.0042	0.0005	0.0002	0.0053
86	HEALTH SERVICES.....	0.0024	0.0012	0.0001	0.0016	0.0042	0.0005	0.0002	0.0053
87	AMUSEMENT & RECREATION SERVICES.....	0.0065	0.0027	0.0002	0.0026	0.0056	0.0007	0.0005	0.0113
88	ACCOMMODATION & FOOD SERVICES.....	0.0734	0.0119	0.0038	0.0033	0.0080	0.0014	0.0005	0.1964
89	OTHER PERSONAL & MISC. SERVICES.....	0.0151	0.0058	0.0009	0.0050	0.0083	0.0018	0.0013	0.0107
90	TRANSPORTATION MARGINS.....	0.0037	0.0027	0.0001	0.0025	0.0245	0.0008	0.0010	0.0073
91	OPERATING, OFFICE, LAB & FOOD.....	0.0273	0.0106	0.0011	0.0103	0.0083	0.0028	0.0010	0.0608
92	TRAVEL, ADVERTISING & PROMOTION.....	0.0196	0.0101	0.0009	0.0025	0.0163	0.0009	0.0006	0.0529

TABLE 125. IMPACT (INVERSE) MATRIX (AGGREGATION - M), 1974 - CONTINUED

COMMODITY AGGREGATION - M	TOBACCO PRODUCTS INDUSTRIES	RUBBER & PLASTIC PROD. IND.	LEATHER INDUSTRIES	TEXTILE INDUSTRIES	KNITTING MILLS	CLOTHING INDUSTRIES	WOOD	FURNITURE INDUSTRIES
NO								
1 GRAINS.....	..	0.0053	0.0003	0.0003	0.0003	0.0005	0.0034	0.0003
2 LIVE ANIMALS.....	..	0.0053	0.0003	0.0003	0.0003	0.0005	0.0034	0.0003
3 OTHER AGRICULTURAL PRODUCTS.....	..	0.0053	0.0003	0.0002	0.0003	0.0005	0.0035	0.0003
4 FORESTRY PRODUCTS.....	..	0.0064	0.0004	0.0046	0.0002	0.0006	0.0318	0.0006
5 FISH LANDINGS.....	..	0.0034	0.0002	0.0281	0.0006	0.0009	0.0115	0.0007
6 HUNTING & TRAPPING PRODUCTS.....	..	0.0034	0.0002	0.0281	0.0006	0.0009	0.0115	0.0007
7 IRON ORES & CONCENTRATES.....	..	0.0047	0.0003	0.0022	0.0001	0.0004	0.0024	0.0003
8 OTHER METAL ORES & CONCENTRATES.....	..	0.0050	0.0004	0.0024	0.0002	0.0004	0.0026	0.0003
9 COAL.....	..	0.0019	0.0001	0.0009	0.0001	0.0002	0.0029	0.0003
10 CRUDE MINERAL OILS.....	..	0.0019	0.0001	0.0009	0.0001	0.0002	0.0030	0.0003
11 NATURAL GAS.....	..	0.0019	0.0001	0.0009	0.0001	0.0002	0.0029	0.0003
12 NON-METALLIC MINERALS.....	..	0.0052	0.0003	0.0058	0.0002	0.0005	0.0045	0.0004
13 SERVICES INCIDENTAL TO MINING.....	..	0.0015	0.0002	0.0015	0.0001	0.0003	0.0015	0.0003
14 MEAT PRODUCTS.....	0.0002	0.0118	0.0004	0.0057	0.0003	0.0006	0.0048	0.0004
15 DAIRY PRODUCTS.....	..	0.0090	0.0003	0.0059	0.0003	0.0005	0.0050	0.0004
16 FISH PRODUCTS.....	..	0.0089	0.0003	0.0062	0.0003	0.0005	0.0051	0.0004
17 FRUITS & VEGETABLES PREPARATIONS.....	..	0.0090	0.0003	0.0059	0.0003	0.0005	0.0050	0.0004
18 FEEDS.....	..	0.0090	0.0003	0.0058	0.0003	0.0005	0.0050	0.0004
19 FLOUR, WHEAT MEAL & OTHER CEREALS.....	..	0.0090	0.0003	0.0059	0.0003	0.0005	0.0050	0.0004
20 BREAKFAST CEREAL & BAKERY PROD.....	..	0.0090	0.0003	0.0059	0.0003	0.0005	0.0050	0.0004
21 SUGAR.....	..	0.0090	0.0003	0.0059	0.0003	0.0005	0.0050	0.0004
22 MISC. FOOD PRODUCTS.....	..	0.0090	0.0003	0.0059	0.0003	0.0005	0.0050	0.0004
23 SOFT DRINKS.....	..	0.0090	0.0003	0.0059	0.0003	0.0005	0.0050	0.0004
24 ALCOHOLIC BEVERAGES.....	..	0.0090	0.0003	0.0059	0.0003	0.0005	0.0050	0.0004
25 TOBACCO PROCESSED UNMANUFACTURED.....	1.2373	0.0078	0.0003	0.0099	0.0003	0.0005	0.0072	0.0004
26 CIGARETTES & TOBACCO MFG.....	1.2354	0.0078	0.0003	0.0099	0.0003	0.0005	0.0072	0.0004
27 TUBES & TUBES.....	..	0.0312	0.0021	0.0349	0.0076	0.0024	0.0046	0.0004
28 OTHER RUBBER PRODUCTS.....	..	0.0027	0.0053	0.1130	0.0115	0.0044	0.0059	0.0005
29 PLASTIC FABRICATED PRODUCTS.....	..	0.8223	0.0063	0.0422	0.0064	0.0025	0.0097	0.0006
30 LEATHER & LEATHER PRODUCTS.....	0.0001	0.1028	1.0460	0.0266	0.0041	0.0070	0.0076	0.0006
31 YARNS & MAN MADE FIBRES.....	0.0001	0.0155	0.0015	1.1752	0.0235	0.0242	0.0039	0.0005
32 FABRICS.....	0.0001	0.0166	0.0015	0.9714	0.2738	0.0290	0.0040	0.0005
33 OTHER TEXTILE PRODUCTS.....	0.0001	0.0191	0.0022	1.1509	0.0223	0.0286	0.0045	0.0032
34 HOSIERY & KNITTED WEAR.....	0.0001	0.0081	0.0106	0.2829	0.5598	0.5162	0.0025	0.0004
35 CLOTHING & ACCESSORIES.....	0.0001	0.0214	0.0283	0.2509	0.0684	0.9727	0.0029	0.0005
36 LUMBER & TIMBER.....	..	0.0079	0.0004	0.0038	0.0003	0.0005	1.0963	0.0025
37 VENIER & PLYWOOD.....	..	0.0078	0.0004	0.0036	0.0003	0.0005	1.1110	0.0025
38 OTHER WOOD FABRICATED MATERIALS.....	..	0.0088	0.0007	0.0061	0.0007	0.0006	1.0699	0.0369
39 FURNITURE & FIXTURES.....	0.0001	0.0508	0.0026	0.0507	0.0100	0.0018	1.2355	0.0081
40 PULP.....	..	0.0115	0.0004	0.0085	0.0004	0.0005	0.0618	0.0023
41 NEWSPRINT & OTHER PAPER STOCK.....	..	0.0115	0.0004	0.0085	0.0004	0.0005	0.0642	0.0023
42 PAPER PRODUCTS.....	..	0.0401	0.0012	0.0283	0.0011	0.0016	0.0559	0.0024
43 PRINTING & PUBLISHING.....	..	0.0047	0.0004	0.0042	0.0005	0.0003	0.0145	0.0006
44 ADVERTISING/PRINT MEDIA.....	..	0.0046	0.0004	0.0041	0.0005	0.0003	0.0136	0.0006
45 IRON & STEEL PRODUCTS.....	..	0.0053	0.0003	0.0023	0.0002	0.0005	0.0050	0.0007
46 ALUMINUM PRODUCTS.....	..	0.0055	0.0003	0.0023	0.0002	0.0005	0.0055	0.0005
47 COPPER & COPPER ALLOY PRODUCTS.....	..	0.0048	0.0003	0.0022	0.0002	0.0005	0.0048	0.0004
48 NICKEL PRODUCTS.....	..	0.0048	0.0003	0.0022	0.0002	0.0005	0.0048	0.0004
49 OTHER NON FERROUS METAL PRODUCTS.....	..	0.0064	0.0005	0.0032	0.0003	0.0005	0.0056	0.0005
50 BOILERS, TANKS & PLATES.....	..	0.0120	0.0003	0.0025	0.0002	0.0004	0.0061	0.0006
51 FABRICATED STRUCTURAL METAL PROD.....	..	0.0082	0.0003	0.0024	0.0002	0.0004	0.0081	0.0010
52 OTHER METAL FABRICATED PRODUCTS.....	..	0.0125	0.0004	0.0041	0.0003	0.0005	0.0079	0.0020
53 AGRICULTURAL MACHINERY.....	..	0.0126	0.0007	0.0029	0.0003	0.0004	0.0071	0.0009
54 OTHER INDUSTRIAL MACHINERY.....	0.0001	0.0166	0.0007	0.0042	0.0004	0.0004	0.0128	0.0025
55 MOTOR VEHICLES.....	..	0.0199	0.0009	0.0122	0.0009	0.0006	0.0108	0.0022
56 MOTOR VEHICLE PARTS.....	..	0.0657	0.0010	0.0336	0.0015	0.0011	0.0089	0.0021
57 OTHER TRANSPORT EQUIPMENT.....	..	0.0249	0.0009	0.0136	0.0009	0.0006	0.0092	0.0022
58 APPLIANCES & RECEIVERS, HOUSEHOLD.....	..	0.0210	0.0010	0.0047	0.0005	0.0004	0.0070	0.0075
59 OTHER ELECTRICAL PRODUCTS.....	..	0.0157	0.0010	0.0044	0.0005	0.0004	0.0068	0.0145
60 CEMENT & CONCRETE PRODUCTS.....	..	0.0090	0.0004	0.0043	0.0004	0.0005	0.0077	0.0006
61 OTHER NON-METALLIC MINERAL PROD.....	..	0.0204	0.0005	0.0092	0.0006	0.0006	0.0084	0.0015
62 GASOLINE & FUEL OIL.....	..	0.0023	0.0001	0.0011	0.0001	0.0002	0.0025	0.0002
63 OTHER PETROLEUM & COAL PROD.....	..	0.0034	0.0002	0.0015	0.0001	0.0002	0.0032	0.0003
64 INDUSTRIAL CHEMICALS.....	..	0.0422	0.0005	0.0116	0.0007	0.0006	0.0051	0.0005
65 FERTILIZERS.....	..	0.0079	0.0004	0.0062	0.0003	0.0005	0.0046	0.0004
66 PHARMACEUTICALS.....	..	0.0143	0.0004	0.0058	0.0005	0.0023	0.0046	0.0004
67 OTHER CHEMICAL PRODUCTS.....	..	0.0203	0.0005	0.0133	0.0005	0.0007	0.0053	0.0005
68 SCIENTIFIC EQUIPMENT.....	0.0001	0.0381	0.0053	0.0303	0.0030	0.0014	0.0165	0.0008
69 OTHER MANUFACTURED PRODUCTS.....	0.0039	0.0577	0.0059	0.0253	0.0028	0.0014	0.0161	0.0070
70 RESIDENTIAL CONSTRUCTION.....	..	0.0116	0.0004	0.0058	0.0004	0.0005	0.0505	0.0025
71 NON-RESIDENTIAL CONSTRUCTION.....	..	0.0116	0.0004	0.0058	0.0004	0.0005	0.0505	0.0025
72 REPAIR CONSTRUCTION.....	..	0.0116	0.0004	0.0058	0.0004	0.0005	0.0505	0.0025
73 PIPELINE TRANSPORTATION.....	..	0.0085	0.0003	0.0027	0.0002	0.0003	0.0033	0.0004
74 TRANSPORTATION & STORAGE.....	..	0.0087	0.0003	0.0027	0.0002	0.0003	0.0040	0.0004
75 RADIO & TELEVISION BROADCASTING.....	..	0.0020	0.0001	0.0015	0.0001	0.0002	0.0020	0.0004
76 TELEPHONE & TELEGRAPH.....	..	0.0020	0.0001	0.0015	0.0001	0.0002	0.0020	0.0004
77 POSTAL SERVICES.....	..	0.0020	0.0001	0.0015	0.0001	0.0002	0.0020	0.0004
78 ELECTRIC POWER.....	..	0.0015	0.0001	0.0008	0.0001	0.0001	0.0030	0.0002
79 OTHER UTILITIES.....	..	0.0015	0.0001	0.0009	0.0001	0.0001	0.0034	0.0002
80 WHOLESALE MARGINS.....	0.0005	0.0156	0.0016	0.0095	0.0009	0.0019	0.0092	0.0021
81 RETAIL MARGINS.....	..	0.0042	0.0002	0.0022	0.0002	0.0012	0.0028	0.0003
82 IMPUTED RENT OWNER OCPI, DWEL.....	..	0.0022	0.0001	0.0011	0.0001	0.0001	0.0095	0.0005
83 OTHER FINANCE, INS, REAL ESTATE.....	..	0.0019	0.0002	0.0011	0.0001	0.0004	0.0035	0.0004
84 BUSINESS SERVICES.....	..	0.0029	0.0002	0.0013	0.0001	0.0002	0.0014	0.0002
85 EDUCATION SERVICES.....	..	0.0027	0.0002	0.0061	0.0002	0.0004	0.0011	0.0002
86 HEALTH SERVICES.....	..	0.0027	0.0002	0.0061	0.0002	0.0004	0.0011	0.0002
87 AMUSEMENT & RECREATION SERVICES.....	0.0001	0.0048	0.0009	0.0029	0.0003	0.0004	0.0031	0.0005
88 ACCOMMODATION & FOOD SERVICES.....	0.0001	0.0051	0.0003	0.0109	0.0005	0.0010	0.0031	0.0007
89 OTHER PERSONAL & MISC. SERVICES.....	..	0.0054	0.0007	0.0048	0.0007	0.0008	0.0093	0.0039
90 TRANSPORTATION MARGINS.....	..	0.0084	0.0003	0.0027	0.0002	0.0003	0.0039	0.0004
91 OPERATING, OFFICE, LAB. & FOOD.....	0.0001	0.0119	0.0024	0.0120	0.0008	0.0026	0.0082	0.0017
92 TRAVEL, ADVERTISING & PROMOTION.....	0.0001	0.0055	0.0003	0.0042	0.0003	0.0005	0.0052	0.0006

TABLE 125. IMPACT (INVERSE) MATRIX (AGGREGATION - M). 1974 - CONTINUED

NO.	COMMODITY AGGREGATION - M	PAPER & ALLIED INDUSTRIES	PRINTING & PUBLISHING	PRIMARY METAL INDUSTRIES	METAL FABRICATING INDUSTRIES	MACHINERY INDUSTRIES	TRANS. EQUIPMENT INDUSTRIES	ELECTRICAL PRODUCTS INDUSTRIES	NON-METAL MINERAL PROD. IND.
1	GRAINS.....	0.0115	0.0078	0.0088	0.0152	0.0057	0.0056	0.0045	0.0039
2	LIVE ANIMALS.....	0.0115	0.0078	0.0088	0.0152	0.0057	0.0056	0.0045	0.0039
3	OTHER AGRICULTURAL PRODUCTS.....	0.0117	0.0079	0.0088	0.0153	0.0057	0.0056	0.0046	0.0039
4	FORESTRY PRODUCTS.....	0.0129	0.0132	0.0119	0.0209	0.0096	0.0090	0.0077	0.0035
5	FISH LANDINGS.....	0.0048	0.0034	0.0116	0.0112	0.0087	0.0399	0.0224	0.0026
6	HUNTING & TRAPPING PRODUCTS.....	0.0048	0.0034	0.0116	0.0112	0.0087	0.0399	0.0224	0.0026
7	IRON ORES & CONCENTRATES.....	0.0098	0.0098	0.0392	0.0143	0.0088	0.0067	0.0057	0.0044
8	OTHER METAL ORES & CONCENTRATES.....	0.0102	0.0099	0.0706	0.0149	0.0088	0.0067	0.0058	0.0047
9	COAL.....	0.0046	0.0070	0.0074	0.0073	0.0038	0.0023	0.0031	0.0030
10	CRUDE MINERAL OILS.....	0.0048	0.0071	0.0074	0.0074	0.0038	0.0024	0.0031	0.0030
11	NATURAL GAS.....	0.0046	0.0070	0.0074	0.0073	0.0038	0.0023	0.0031	0.0030
12	NON-METALLIC MINERALS.....	0.0178	0.0114	0.0140	0.0125	0.0123	0.0059	0.0059	0.0389
13	SERVICES INCIDENTAL TO MINING.....	0.0084	0.0120	0.0224	0.0099	0.0080	0.0048	0.0072	0.0019
14	METAL PRODUCTS.....	0.0387	0.0178	0.0108	0.0219	0.0048	0.0065	0.0047	0.0093
15	DAIRY PRODUCTS.....	0.0409	0.0183	0.0115	0.0236	0.0050	0.0069	0.0049	0.0103
16	FISH PRODUCTS.....	0.0404	0.0181	0.0115	0.0234	0.0050	0.0073	0.0051	0.0102
17	FRUITS & VEGETABLES PREPARATIONS.....	0.0408	0.0183	0.0115	0.0236	0.0050	0.0069	0.0049	0.0103
18	FEEDS.....	0.0406	0.0184	0.0115	0.0234	0.0050	0.0069	0.0049	0.0102
19	FLOUR, WHEAT MEAL & OTHER CEREALS.....	0.0409	0.0183	0.0115	0.0236	0.0050	0.0069	0.0049	0.0103
20	BREAKFAST CEREAL & BAKERY PROD.....	0.0408	0.0183	0.0114	0.0236	0.0050	0.0069	0.0049	0.0102
21	SUGAR.....	0.0409	0.0183	0.0115	0.0236	0.0050	0.0069	0.0049	0.0103
22	MISC. FOOD PRODUCTS.....	0.0406	0.0182	0.0115	0.0235	0.0050	0.0069	0.0049	0.0102
23	SOFT DRINKS.....	0.0409	0.0183	0.0115	0.0236	0.0050	0.0069	0.0049	0.0103
24	ALCOHOLIC BEVERAGES.....	0.0409	0.0183	0.0115	0.0236	0.0050	0.0069	0.0049	0.0103
25	TOBACCO PROCESSED UNMANUFACTURED.....	0.0891	0.0268	0.0094	0.0118	0.0035	0.0042	0.0034	0.0024
26	CIGARETTES & TOBACCO MFG.....	0.0890	0.0268	0.0094	0.0118	0.0035	0.0042	0.0034	0.0024
27	TIRES & TUBES.....	0.0374	0.0158	0.0179	0.0241	0.0043	0.0059	0.0044	0.0061
28	OTHER RUBBER PRODUCTS.....	0.0450	0.0157	0.0201	0.0238	0.0088	0.0115	0.0068	0.0122
29	PLASTIC FABRICATED PRODUCTS.....	0.1168	0.0159	0.0305	0.0469	0.0053	0.0179	0.0089	0.0106
30	LEATHER & LEATHER PRODUCTS.....	0.0310	0.0159	0.0145	0.0215	0.0118	0.0075	0.0053	0.0041
31	YARNS & MAN MADE FIBRES.....	0.0342	0.0130	0.0100	0.0130	0.0039	0.0066	0.0041	0.0029
32	FABRICS.....	0.0419	0.0130	0.0086	0.0114	0.0036	0.0059	0.0038	0.0025
33	OTHER TEXTILE PRODUCTS.....	0.0368	0.0130	0.0121	0.0139	0.0039	0.0067	0.0048	0.0030
34	HOSIERY & KNITTED WEAR.....	0.0239	0.0119	0.0054	0.0072	0.0028	0.0045	0.0030	0.0016
35	CLOTHING & ACCESSORIES.....	0.0230	0.0115	0.0066	0.0099	0.0030	0.0053	0.0034	0.0018
36	LUMBER & TIMBER.....	0.0397	0.0115	0.0159	0.0258	0.0071	0.0084	0.0066	0.0076
37	VENEER & PLYWOOD.....	0.0178	0.0115	0.0194	0.0412	0.0072	0.0083	0.0066	0.0077
38	OTHER WOOD FABRICATED MATERIALS.....	0.0241	0.0120	0.0188	0.0331	0.0073	0.0101	0.0068	0.0093
39	FURNITURE & FIXTURES.....	0.0355	0.0133	0.0631	0.1034	0.0151	0.0113	0.0178	0.0092
40	PULP.....	1.1700	0.0114	0.0137	0.0146	0.0052	0.0061	0.0049	0.0051
41	NEWSPRINT & OTHER PAPER STOCK.....	1.1648	0.0114	0.0138	0.0147	0.0052	0.0062	0.0050	0.0061
42	PAPER PRODUCTS.....	1.0242	0.0114	0.0181	0.0235	0.0052	0.0069	0.0052	0.0054
43	PRINTING & PUBLISHING.....	0.2494	1.0505	0.0076	0.0074	0.0042	0.0044	0.0034	0.0023
44	ADVERTISING, PRINT MEDIA.....	0.2333	1.0750	0.0070	0.0067	0.0031	0.0040	0.0033	0.0022
45	IRON & STEEL PRODUCTS.....	0.0107	0.0091	1.0829	0.1037	0.0159	0.0255	0.0077	0.0115
46	ALUMINUM PRODUCTS.....	0.0233	0.0092	1.1278	0.0553	0.0097	0.0099	0.0126	0.0100
47	COPPER & COPPER ALLOY PRODUCTS.....	0.0105	0.0091	1.1505	0.0461	0.0098	0.0100	0.0110	0.0101
48	NICKEL PRODUCTS.....	0.0105	0.0091	1.1564	0.0418	0.0097	0.0095	0.0082	0.0101
49	OTHER NON FERROUS METAL PRODUCTS.....	0.0145	0.0102	1.0248	0.0579	0.0218	0.0131	0.0266	0.0108
50	BOILERS, TANKS & PLATES.....	0.0135	0.0095	0.2585	1.0781	0.0279	0.0189	0.0122	0.0099
51	FABRICATED STRUCTURAL METAL PROD.....	0.0133	0.0094	0.3778	0.9322	0.0199	0.0184	0.0152	0.0148
52	OTHER METAL FABRICATED PRODUCTS.....	0.0145	0.0097	0.3068	0.9442	0.0387	0.0281	0.0349	0.0139
53	AGRICULTURAL MACHINERY.....	0.0116	0.0117	0.1485	0.1076	0.9979	0.0282	0.0350	0.0058
54	OTHER INDUSTRIAL MACHINERY.....	0.0341	0.0119	0.1990	0.1825	0.7620	0.0535	0.0557	0.0093
55	MOTOR VEHICLES.....	0.0094	0.0082	0.0915	0.0511	0.0152	1.1762	0.0182	0.0085
56	MOTOR VEHICLE PARTS.....	0.0114	0.0087	0.1008	0.0920	0.0162	0.9510	0.0180	0.0125
57	OTHER TRANSPORT EQUIPMENT.....	0.0098	0.0085	0.0913	0.0696	0.0411	0.9616	0.0177	0.0082
58	APPLIANCES & RECEIVERS, HOUSEHOLD.....	0.0188	0.0128	0.1641	0.0899	0.0552	0.0237	0.9823	0.0118
59	OTHER ELECTRICAL PRODUCTS.....	0.0180	0.0127	0.1577	0.0615	0.0711	0.0246	0.9399	0.0089
60	CEMENT & CONCRETE PRODUCTS.....	0.0381	0.0126	0.0201	0.0225	0.0069	0.0067	0.0077	1.1106
61	OTHER NON-METALLIC MINERAL PROD.....	0.0472	0.0126	0.0291	0.0456	0.0069	0.0075	0.0148	1.0468
62	GASOLINE & FUEL OIL.....	0.0053	0.0063	0.0068	0.0082	0.0026	0.0024	0.0026	0.0030
63	OTHER PETROLEUM & COAL PROD.....	0.0157	0.0081	0.0376	0.0097	0.0033	0.0030	0.0031	0.0070
64	INDUSTRIAL CHEMICALS.....	0.0449	0.0234	0.0465	0.0209	0.0051	0.0063	0.0050	0.0138
65	FERTILIZERS.....	0.0243	0.0150	0.0147	0.0149	0.0098	0.0063	0.0058	0.0052
66	PHARMACEUTICALS.....	0.0384	0.0229	0.0230	0.0207	0.0050	0.0063	0.0050	0.0092
67	OTHER CHEMICAL PRODUCTS.....	0.0391	0.0222	0.0269	0.0246	0.0058	0.0114	0.0055	0.0171
68	SCIENTIFIC EQUIPMENT.....	0.0512	0.0211	0.0715	0.0482	0.0149	0.0147	0.0449	0.0097
69	OTHER MANUFACTURED PRODUCTS.....	0.0499	0.0228	0.0723	0.0925	0.0064	0.0091	0.0210	0.0146
70	RESIDENTIAL CONSTRUCTION.....	0.0161	0.0072	0.0606	0.0797	0.0103	0.0090	0.0296	0.0563
71	NON-RESIDENTIAL CONSTRUCTION.....	0.0161	0.0072	0.0606	0.0797	0.0103	0.0090	0.0296	0.0563
72	REPAIR CONSTRUCTION.....	0.0161	0.0072	0.0606	0.0797	0.0103	0.0090	0.0296	0.0563
73	PIPELINE TRANSPORTATION.....	0.0078	0.0095	0.0093	0.0107	0.0045	0.0165	0.0061	0.0037
74	TRANSPORTATION & STORAGE.....	0.0079	0.0096	0.0099	0.0108	0.0046	0.0168	0.0062	0.0037
75	RADIO & TELEVISION BROADCASTING.....	0.0054	0.0116	0.0061	0.0058	0.0031	0.0024	0.0180	0.0021
76	TELEPHONE & TELEGRAPH.....	0.0054	0.0116	0.0061	0.0058	0.0031	0.0024	0.0180	0.0021
77	POSTAL SERVICES.....	0.0054	0.0116	0.0061	0.0058	0.0031	0.0024	0.0180	0.0021
78	ELECTRIC POWER.....	0.0054	0.0039	0.0125	0.0057	0.0017	0.0020	0.0026	0.0030
79	OTHER UTILITIES.....	0.0100	0.0040	0.0045	0.0057	0.0017	0.0019	0.0025	0.0029
80	WHOLESALE MARGINS.....	0.0243	0.0207	0.0251	0.0303	0.0222	0.0771	0.0299	0.0080
81	RETAIL MARGINS.....	0.0238	0.0155	0.0044	0.0069	0.0030	0.0029	0.0031	0.0016
82	IMPLIED RENT OWNER OCPD, DWEL.....	0.0031	0.0015	0.0113	0.0149	0.0019	0.0017	0.0055	0.0105
83	OTHER FINANCE, INS., REAL ESTATE.....	0.0064	0.0129	0.0051	0.0070	0.0026	0.0024	0.0033	0.0032
84	BUSINESS SERVICES.....	0.0092	0.0154	0.0051	0.0065	0.0126	0.0049	0.0042	0.0011
85	EDUCATION SERVICES.....	0.0065	0.0096	0.0039	0.0054	0.0030	0.0027	0.0034	0.0011
86	HEALTH SERVICES.....	0.0065	0.0096	0.0039	0.0054	0.0030	0.0027	0.0034	0.0011
87	AMUSEMENT & RECREATION SERVICES.....	0.0140	0.0279	0.0077	0.0121	0.0054	0.0046	0.0056	0.0023
88	ACCOMMODATION & FOOD SERVICES.....	0.0255	0.0129	0.0059	0.0095	0.0037	0.0049	0.0041	0.0048
89	OTHER PERSONAL & MISC. SERVICES.....	0.0168	0.0143	0.0142	0.0216	0.0144	0.0169	0.0147	0.0042
90	TRANSPORTATION MARGINS.....	0.0077	0.0094	0.0096	0.0105	0.0045	0.0163	0.0060	0.0036
91	OPERATING OFFICE, LAB. & FOOD.....	0.0684	0.0675	0.0409	0.0691	0.0430	0.0287	0.0354	0.0084
92	TRAVEL, ADVERTISING & PROMOTION.....	0.0609	0.2385	0.0072	0.0085	0.0044	0.0086	0.0062	0.0028

TABLE 125. IMPACT (INVERSE) MATRIX (AGGREGATION - M). 1974 - CONTINUED

NO.	COMMODITY AGGREGATION - M	PETROLEUM & COAL PROD. IND.	CHEMICAL & CHEMICAL PROD. IND.	MISC. MANUFACTURING	CONSTR. INDUSTRY	TRANS. & STORAGE	COMMUNI- CATION	ELEC. POWER GAS. OTHER UTILITIES	WHOLESALE TRADE
1	GRAINS.....	0.0385	0.0370	0.0029	0.0259	0.0355	0.0075	0.0096	0.0381
2	LIVE ANIMALS.....	0.0385	0.0370	0.0029	0.0259	0.0355	0.0075	0.0096	0.0381
3	OTHER AGRICULTURAL PRODUCTS.....	0.0384	0.0368	0.0029	0.0258	0.0362	0.0075	0.0096	0.0381
4	FORESTRY PRODUCTS.....	0.0388	0.0138	0.0045	0.0291	0.1272	0.0109	0.0067	0.0376
5	FISH LANDINGS.....	0.0569	0.0096	0.0075	0.0066	0.0281	0.0062	0.0036	0.0284
6	HUNTING & TRAPPING PRODUCTS.....	0.0569	0.0096	0.0075	0.0066	0.0281	0.0062	0.0036	0.0284
7	IRON ORES & CONCENTRATES.....	0.0202	0.0227	0.0033	0.0211	0.0309	0.0069	0.0240	0.0270
8	OTHER METAL ORES & CONCENTRATES.....	0.0201	0.0230	0.0177	0.0208	0.0314	0.0071	0.0239	0.0280
9	COAL.....	0.0067	0.0056	0.0014	0.0449	0.0143	0.0118	0.0138	0.0111
10	CRUDE MINERAL OILS.....	0.0069	0.0119	0.0014	0.0447	0.0146	0.0119	0.0139	0.0112
11	NATURAL GAS.....	0.0067	0.0056	0.0014	0.0449	0.0143	0.0118	0.0138	0.0111
12	NON-METALLIC MINERALS.....	0.0290	0.0353	0.0039	0.0211	0.0330	0.0092	0.0236	0.0312
13	SERVICES INCIDENTAL TO MINING.....	0.0191	0.0105	0.0026	0.0080	0.0443	0.0108	0.0106	0.0211
14	MEAT PRODUCTS.....	0.0229	0.0352	0.0044	0.0153	0.0574	0.0140	0.0118	0.0394
15	DAIRY PRODUCTS.....	0.0234	0.0314	0.0046	0.0153	0.0608	0.0130	0.0112	0.0421
16	FISH PRODUCTS.....	0.0239	0.0315	0.0046	0.0152	0.0604	0.0130	0.0111	0.0424
17	FRUITS & VEGETABLES PREPARATIONS.....	0.0234	0.0313	0.0046	0.0153	0.0608	0.0131	0.0112	0.0438
18	EGG.....	0.0237	0.0444	0.0046	0.0152	0.0607	0.0133	0.0114	0.0514
19	FLOUR, WHEAT MEAL & OTHER CEREALS.....	0.0234	0.0314	0.0046	0.0153	0.0608	0.0130	0.0112	0.0421
20	BREAKFAST CEREAL & BAKERY PROD.....	0.0234	0.0313	0.0046	0.0153	0.0607	0.0131	0.0112	0.0451
21	SUGAR.....	0.0234	0.0314	0.0046	0.0153	0.0608	0.0130	0.0112	0.0421
22	MISC. FOOD PRODUCTS.....	0.0237	0.0401	0.0046	0.0154	0.0606	0.0131	0.0113	0.0420
23	SOFT DRINKS.....	0.0234	0.0314	0.0046	0.0153	0.0608	0.0130	0.0112	0.0421
24	ALCOHOLIC BEVERAGES.....	0.0234	0.0314	0.0046	0.0153	0.0608	0.0130	0.0112	0.0421
25	TOBACCO PROCESSED UNMANUFACTURED.....	0.0178	0.0237	0.0060	0.0161	0.0463	0.0156	0.0092	0.0243
26	CIGARETTES & TOBACCO MFG.....	0.0178	0.0237	0.0064	0.0161	0.0463	0.0156	0.0092	0.0254
27	TIRES & TUBES.....	0.0165	0.0185	0.0079	0.0095	0.0403	0.0154	0.0170	0.0321
28	OTHER RUBBER PRODUCTS.....	0.0158	0.1596	0.0538	0.0096	0.0401	0.0154	0.0160	0.0347
29	PLASTIC FABRICATED PRODUCTS.....	0.0189	0.2016	0.0463	0.0103	0.0433	0.0152	0.0181	0.0331
30	LEATHER & LEATHER PRODUCTS.....	0.0109	0.0537	0.0489	0.0093	0.0399	0.0163	0.0099	0.0648
31	YARNS & MAN MADE FIBRES.....	0.0148	0.1034	0.0172	0.0089	0.0344	0.0127	0.0148	0.0396
32	FABRICS.....	0.0639	0.0163	0.0163	0.0083	0.0323	0.0123	0.0137	0.0356
33	OTHER TEXTILE PRODUCTS.....	0.0140	0.0742	0.0351	0.0088	0.0339	0.0129	0.0143	0.0514
34	HOSIERY & KNITTED WEAR.....	0.0083	0.0314	0.0123	0.0063	0.0265	0.0123	0.0092	0.0326
35	CLOTHING & ACCESSORIES.....	0.0076	0.0259	0.0228	0.0060	0.0260	0.0128	0.0077	0.0420
36	LUMBER & TIMBER.....	0.0226	0.0194	0.0042	0.0188	0.0773	0.0114	0.0147	0.0478
37	VENUE & PLYWOOD.....	0.0221	0.0190	0.0041	0.0187	0.0765	0.0114	0.0145	0.0476
38	OTHER WOOD FABRICATED MATERIALS.....	0.0219	0.0234	0.0062	0.0184	0.0755	0.0115	0.0145	0.0484
39	FURNITURE & FIXTURES.....	0.0115	0.0329	0.0156	0.0100	0.0439	0.0139	0.0113	0.0590
40	PULP.....	0.0345	0.0425	0.0045	0.0156	0.0695	0.0099	0.0312	0.0340
41	NEWSPRINT & OTHER PAPER STOCK.....	0.0345	0.0432	0.0049	0.0156	0.0695	0.0099	0.0311	0.0343
42	PAPER PRODUCTS.....	0.0318	0.0500	0.0526	0.0148	0.0657	0.0111	0.0288	0.0351
43	PRINTING & PUBLISHING.....	0.0127	0.0278	0.0156	0.0094	0.0438	0.0262	0.0123	0.0265
44	ADVERTISING, PRINT MEDIA.....	0.0123	0.0269	0.0051	0.0093	0.0433	0.0266	0.0119	0.0245
45	IRON & STEEL PRODUCTS.....	0.0200	0.0193	0.0079	0.0162	0.0429	0.0092	0.0253	0.0557
46	ALUMINUM PRODUCTS.....	0.0208	0.0198	0.0082	0.0167	0.0435	0.0091	0.0262	0.0566
47	COPPER & COPPER ALLOY PRODUCTS.....	0.0208	0.0194	0.0082	0.0168	0.0433	0.0091	0.0263	0.0571
48	NICKEL PRODUCTS.....	0.0209	0.0201	0.0082	0.0168	0.0433	0.0090	0.0264	0.0572
49	OTHER NON FERROUS METAL PRODUCTS.....	0.0204	0.0456	0.0638	0.0161	0.0434	0.0102	0.0250	0.0549
50	BOILERS, TANKS & PLATES.....	0.0107	0.0193	0.0051	0.0098	0.0394	0.0119	0.0130	0.0386
51	FABRICATED STRUCTURAL METAL PROD.....	0.0122	0.0189	0.0069	0.0108	0.0401	0.0116	0.0149	0.0430
52	OTHER METAL FABRICATED PRODUCTS.....	0.0116	0.0252	0.0098	0.0103	0.0399	0.0121	0.0139	0.0429
53	AGRICULTURAL MACHINERY.....	0.0086	0.0152	0.0052	0.0095	0.0375	0.0156	0.0099	0.0455
54	OTHER INDUSTRIAL MACHINERY.....	0.0103	0.0208	0.0120	0.0102	0.0388	0.0148	0.0116	0.0443
55	MOTOR VEHICLES.....	0.0077	0.0147	0.0062	0.0065	0.0347	0.0104	0.0085	0.0334
56	MOTOR VEHICLE PARTS.....	0.0085	0.0239	0.0076	0.0069	0.0352	0.0107	0.0094	0.0338
57	OTHER TRANSPORT EQUIPMENT.....	0.0103	0.0157	0.0102	0.0084	0.0380	0.0112	0.0087	0.0366
58	APPLIANCES & RECEIVERS, HOUSEHOLD.....	0.0098	0.0309	0.0240	0.0094	0.0388	0.0205	0.0110	0.0377
59	OTHER ELECTRICAL PRODUCTS.....	0.0096	0.0316	0.0132	0.0103	0.0388	0.0221	0.0107	0.0379
60	CEMENT & CONCRETE PRODUCTS.....	0.0347	0.0301	0.0082	0.0141	0.0637	0.0127	0.0282	0.0365
61	OTHER NON METALLIC MINERAL PROD.....	0.0325	0.0326	0.0166	0.0139	0.0625	0.0128	0.0275	0.0380
62	GASOLINE & FUEL OIL.....	1.0143	0.0278	0.0041	0.0353	0.0488	0.0093	0.0121	0.0104
63	OTHER PETROLEUM & COAL PROD.....	0.0297	0.1201	0.0052	0.0355	0.0441	0.0110	0.0148	0.0144
64	INDUSTRIAL CHEMICALS.....	0.0478	1.0941	0.0125	0.0158	0.0654	0.0204	0.0284	0.0374
65	FERTILIZERS.....	0.0352	0.0051	0.0177	0.0433	0.0121	0.0259	0.0345	0.0345
66	PHARMACEUTICALS.....	0.0478	1.1456	0.0080	0.0160	0.0667	0.0208	0.0286	0.0370
67	OTHER CHEMICAL PRODUCTS.....	0.0500	1.0247	0.0125	0.0159	0.0655	0.0199	0.0269	0.0373
68	SCIENTIFIC EQUIPMENT.....	0.0128	0.0669	0.9229	0.0101	0.0406	0.0195	0.0118	0.0385
69	OTHER MANUFACTURED PRODUCTS.....	0.0316	0.1082	0.7741	0.0108	0.0423	0.0193	0.0127	0.0778
70	RESIDENTIAL CONSTRUCTION.....	0.0166	0.0169	0.0063	1.0075	0.0448	0.0109	0.0067	0.0505
71	NON-RESIDENTIAL CONSTRUCTION.....	0.0166	0.0169	0.0063	1.0075	0.0448	0.0109	0.0067	0.0505
72	REPAIR CONSTRUCTION.....	0.0166	0.0169	0.0063	1.0075	0.0448	0.0109	0.0067	0.0505
73	PIPELINE TRANSPORTATION.....	0.0563	0.0092	0.0030	0.0415	1.1152	0.0208	0.0313	0.0314
74	TRANSPORTATION & STORAGE.....	0.0571	0.0094	0.0030	0.0413	1.1372	0.0211	0.0094	0.0319
75	RADIO & TELEVISION BROADCASTING.....	0.0062	0.0040	0.0024	0.0283	0.0395	1.0349	0.0051	0.0095
76	TELEPHONE & TELEGRAPH.....	0.0062	0.0040	0.0024	0.0283	0.0395	1.0349	0.0051	0.0095
77	POSTAL SERVICES.....	0.0062	0.0040	0.0024	0.0283	0.0395	1.0349	0.0051	0.0095
78	ELECTRIC POWER.....	0.0193	0.0193	0.0011	0.0480	0.0233	0.0070	0.9984	0.0115
79	OTHER UTILITIES.....	0.0193	0.0039	0.0012	0.0474	0.0179	0.0070	0.9870	0.0114
80	WHOLESALE MARGINS.....	0.0181	0.0370	0.0130	0.0086	0.0463	0.0271	0.0083	0.7891
81	RETAIL MARGINS.....	0.0128	0.0072	0.0030	0.0127	0.0323	0.0252	0.0211	0.0139
82	IMPROVED RENT OWNER OCPD. DWEL.....	0.0032	0.0032	0.0012	0.1883	0.0085	0.0023	0.0013	0.0095
83	OTHER FINANCE, INS. REAL ESTATE.....	0.0089	0.0038	0.0016	0.0484	0.0178	0.0281	0.0086	0.0129
84	BUSINESS SERVICES.....	0.0070	0.0064	0.0024	0.0059	0.0219	0.0358	0.0046	0.0191
85	EDUCATION SERVICES.....	0.0077	0.0185	0.0081	0.0056	0.0139	0.0310	0.0045	0.0147
86	HEALTH SERVICES.....	0.0077	0.0185	0.0081	0.0056	0.0139	0.0310	0.0045	0.0147
87	AMUSEMENT & RECREATION SERVICES.....	0.0109	0.0095	0.0167	0.0169	0.0328	0.0330	0.0153	0.0217
88	ACCOMMODATION & FOOD SERVICES.....	0.0161	0.0123	0.0042	0.0122	0.0376	0.0158	0.0147	0.0282
89	OTHER PERSONAL & MISC. SERVICES.....	0.0153	0.0173	0.0142	0.0364	0.0508	0.0247	0.0195	0.1407
90	TRANSPORTATION MARGINS.....	0.0554	0.0091	0.0029	0.0401	1.1044	0.0204	0.0092	0.0310
91	OPERATING, OFFICE, LAB. & FOOD.....	0.0135	0.0570	0.0205	0.0121	0.0564	0.0149	0.0104	0.1136
92	TRAVEL, ADVERTISING & PROMOTION.....	0.0382	0.0140	0.0103	0.0164	0.2214	0.1084	0.0091	0.0332

TABLE 125. IMPACT (INVERSE) MATRIX (AGGREGATION - ME 1974 - CONTINUED)

NO.	COMMODITY AGGREGATION - M	RETAIL TRADE	OWNER OCCUPIED DWELLINGS	FINANCE, INS. & REAL EST.	EDUCATION & HEALTH SERVICES	AMUSEMENT RECREATION SERVICES	SERVICE TO BUSINESS MANAGEMENT	ACCOMMODATION, FOOD SERVICES	PERSONAL & MISC. SERVICES
1	GRAINS.....	0.0149	--	0.0419	--	0.0004	0.0103	0.0025	0.0043
2	LIVE ANIMALS.....	0.0149	--	0.0419	--	0.0004	0.0103	0.0025	0.0043
3	OTHER AGRICULTURAL PRODUCTS.....	0.0164	--	0.0422	--	0.0004	0.0105	0.0026	0.0043
4	FORESTRY PRODUCTS.....	0.0321	--	0.1079	0.0001	0.0006	0.0212	0.0038	0.0194
5	FISH LANDINGS.....	0.0089	--	0.0281	--	0.0003	0.0082	0.0016	0.0031
6	HUNTING & TRAPPING PRODUCTS.....	0.0089	--	0.0281	--	0.0003	0.0082	0.0016	0.0031
7	IRON ORES & CONCENTRATES.....	0.0142	--	0.0405	--	0.0004	0.0232	0.0023	0.0071
8	OTHER METAL ORES & CONCENTRATES.....	0.0141	--	0.0403	--	0.0004	0.0231	0.0024	0.0070
9	COAL.....	0.0074	--	0.2861	0.0002	0.0008	0.0370	0.0039	0.0032
10	CRUDE MINERAL OILS.....	0.0074	--	0.2848	0.0002	0.0008	0.0370	0.0039	0.0032
11	NATURAL GAS.....	0.0074	--	0.2861	0.0002	0.0008	0.0370	0.0039	0.0032
12	NON-METALLIC MINERALS.....	0.0169	--	0.0780	0.0001	0.0005	0.0219	0.0033	0.0086
13	SERVICES INCIDENTAL TO MINING.....	0.0124	--	0.0370	--	0.0007	0.0167	0.0051	0.0057
14	MEAT PRODUCTS.....	0.1076	--	0.0373	--	0.0010	0.0173	0.0079	0.0049
15	DAIRY PRODUCTS.....	0.0191	--	0.0327	--	0.0010	0.0172	0.0080	0.0050
16	FISH PRODUCTS.....	0.0190	--	0.0327	--	0.0010	0.0171	0.0079	0.0049
17	FRUITS & VEGETABLES PREPARATIONS.....	0.0191	--	0.0328	--	0.0010	0.0172	0.0080	0.0050
18	FEEDS.....	0.0190	--	0.0331	--	0.0010	0.0175	0.0081	0.0050
19	FLOUR, WHEAT, MEAL & OTHER CEREALS.....	0.0191	--	0.0327	--	0.0010	0.0172	0.0080	0.0050
20	BREAKFAST CEREAL & BAKERY PROD.....	0.0191	--	0.0328	--	0.0010	0.0173	0.0080	0.0050
21	SUGAR.....	0.0191	--	0.0327	--	0.0010	0.0172	0.0080	0.0050
22	MISC. FOOD PRODUCTS.....	0.0209	--	0.0330	--	0.0010	0.0173	0.0080	0.0050
23	SOFT DRINKS.....	0.0191	--	0.0327	--	0.0010	0.0172	0.0080	0.0050
24	ALCOHOLIC BEVERAGES.....	0.0191	--	0.0327	--	0.0010	0.0172	0.0080	0.0050
25	TOBACCO PROCESSED UNMANUFACTURED.....	0.0117	--	0.0376	--	0.0017	0.0214	0.0145	0.0043
26	CIGARETTES & TOBACCO MFG.....	0.0117	--	0.0376	--	0.0017	0.0214	0.0145	0.0043
27	TIRES & TUBES.....	0.0097	--	0.0345	--	0.0011	0.0220	0.0079	0.0047
28	OTHER RUBBER PRODUCTS.....	0.0103	--	0.0352	--	0.0011	0.0218	0.0078	0.0048
29	PLASTIC FABRICATED PRODUCTS.....	0.0103	--	0.0353	--	0.0011	0.0219	0.0077	0.0048
30	LEATHER & LEATHER PRODUCTS.....	0.0160	--	0.0417	--	0.0011	0.0215	0.0081	0.0059
31	YARNS & MAN MADE FIBRES.....	0.0087	--	0.0287	--	0.0008	0.0180	0.0059	0.0040
32	FABRICS.....	0.0086	--	0.0290	--	0.0008	0.0189	0.0056	0.0039
33	OTHER TEXTILE PRODUCTS.....	0.0106	--	0.0291	--	0.0008	0.0180	0.0059	0.0040
34	HOSIERY & KNITTED WEAR.....	0.0117	--	0.0325	--	0.0008	0.0150	0.0055	0.0033
35	CLOTHING & ACCESSORIES.....	0.0148	--	0.0342	--	0.0008	0.0159	0.0059	0.0030
36	LUMBER & TIMBER.....	0.0201	--	0.0645	--	0.0006	0.0184	0.0038	0.0113
37	VENEER & PLYWOOD.....	0.0200	--	0.0640	--	0.0006	0.0184	0.0038	0.0112
38	OTHER WOOD FABRICATED MATERIALS.....	0.0196	--	0.0631	--	0.0006	0.0184	0.0039	0.0110
39	FURNITURE & FIXTURES.....	0.0097	--	0.0375	--	0.0008	0.0176	0.0058	0.0047
40	PULP.....	0.0146	--	0.0383	--	0.0005	0.0158	0.0037	0.0080
41	NEWSPRINT & OTHER PAPER STOCK.....	0.0146	--	0.0384	--	0.0005	0.0159	0.0037	0.0080
42	PAPER PRODUCTS.....	0.0141	--	0.0383	--	0.0006	0.0168	0.0043	0.0076
43	PRINTING & PUBLISHING.....	0.0107	--	0.0356	--	0.0013	0.0242	0.0080	0.0049
44	ADVERTISING, PRINT MEDIA.....	0.0106	--	0.0355	--	0.0013	0.0243	0.0080	0.0048
45	IRON & STEEL PRODUCTS.....	0.0112	--	0.0287	--	0.0005	0.0182	0.0030	0.0056
46	ALUMINUM PRODUCTS.....	0.0114	--	0.0292	--	0.0005	0.0179	0.0029	0.0057
47	COPPER & COPPER ALLOY PRODUCTS.....	0.0114	--	0.0291	--	0.0005	0.0179	0.0029	0.0057
48	NICKEL PRODUCTS.....	0.0114	--	0.0291	--	0.0005	0.0179	0.0029	0.0057
49	OTHER NON FERROUS METAL PRODUCTS.....	0.0113	--	0.0305	--	0.0006	0.0186	0.0036	0.0056
50	BOILERS, TANKS & PLATES.....	0.0094	--	0.0249	--	0.0006	0.0173	0.0042	0.0047
51	FABRICATED STRUCTURAL METAL PROD.....	0.0097	--	0.0257	--	0.0006	0.0174	0.0040	0.0049
52	OTHER METAL FABRICATED PRODUCTS.....	0.0096	--	0.0258	--	0.0006	0.0177	0.0042	0.0048
53	AGRICULTURAL MACHINERY.....	0.0081	--	0.0306	--	0.0008	0.0199	0.0054	0.0038
54	OTHER INDUSTRIAL MACHINERY.....	0.0086	--	0.0311	--	0.0008	0.0201	0.0052	0.0042
55	MOTOR VEHICLES.....	0.0070	--	0.0189	--	0.0006	0.0194	0.0039	0.0032
56	MOTOR VEHICLE PARTS.....	0.0073	--	0.0201	--	0.0006	0.0171	0.0041	0.0034
57	OTHER TRANSPORT EQUIPMENT.....	0.0079	--	0.0208	--	0.0006	0.0174	0.0043	0.0037
58	APPLIANCES & RECEIVERS, HOUSEHOLD.....	0.0090	--	0.0310	--	0.0010	0.0191	0.0064	0.0042
59	OTHER ELECTRICAL PRODUCTS.....	0.0092	--	0.0308	--	0.0010	0.0192	0.0063	0.0041
60	CEMENT & CONCRETE PRODUCTS.....	0.0151	--	0.0344	--	0.0007	0.0181	0.0046	0.0079
61	OTHER NON-METALLIC MINERAL PROD.....	0.0148	--	0.0343	--	0.0007	0.0182	0.0047	0.0077
62	GASOLINE & FUEL OIL.....	0.0060	--	0.1188	0.0001	0.0006	0.0232	0.0036	0.0028
63	OTHER PETROLEUM & COAL PROD.....	0.0073	--	0.1532	0.0001	0.0007	0.0271	0.0044	0.0034
64	INDUSTRIAL CHEMICALS.....	0.0144	--	0.0461	--	0.0015	0.0278	0.0115	0.0068
65	FERTILIZERS.....	0.0172	--	0.0513	--	0.0008	0.0224	0.0056	0.0087
66	PHARMACEUTICALS.....	0.0147	--	0.0466	--	0.0016	0.0281	0.0119	0.0069
67	OTHER CHEMICAL PRODUCTS.....	0.0148	--	0.0455	--	0.0015	0.0271	0.0113	0.0067
68	SCIENTIFIC EQUIPMENT.....	0.0103	--	0.0458	--	0.0014	0.0247	0.0102	0.0049
69	OTHER MANUFACTURED PRODUCTS.....	0.0105	--	0.0466	--	0.0013	0.0245	0.0099	0.0050
70	RESIDENTIAL CONSTRUCTION.....	0.0164	--	0.0363	--	0.0006	0.0392	0.0034	0.0069
71	NON-RESIDENTIAL CONSTRUCTION.....	0.0164	--	0.0363	--	0.0006	0.0392	0.0034	0.0069
72	REPAIR CONSTRUCTION.....	0.0164	--	0.0363	--	0.0006	0.0392	0.0034	0.0069
73	PIPELINE TRANSPORTATION.....	0.0229	--	0.0439	--	0.0009	0.0206	0.0088	0.0107
74	TRANSPORTATION & STORAGE.....	0.0242	--	0.0443	--	0.0009	0.0208	0.0089	0.0108
75	RADIO & TELEVISION BROADCASTING.....	0.0147	--	0.0257	--	0.0195	0.0204	0.0039	0.0034
76	TELEPHONE & TELEGRAPH.....	0.0147	--	0.0257	--	0.0195	0.0204	0.0039	0.0034
77	POSTAL SERVICES.....	0.0147	--	0.0257	--	0.0195	0.0204	0.0039	0.0034
78	ELECTRIC POWER.....	0.0063	--	0.0300	--	0.0003	0.0112	0.0017	0.0034
79	OTHER UTILITIES.....	0.0063	--	0.0306	--	0.0003	0.0112	0.0018	0.0037
80	WHOLESALE MARGINS.....	0.0114	--	0.0520	--	0.0015	0.0379	0.0095	0.0048
81	RETAIL MARGINS.....	0.0071	--	0.0801	0.0001	0.0005	0.0202	0.0111	0.0055
82	IMPLIED RENT OWNER OCCUP. DWEL.....	0.0032	1.0000	0.0162	--	0.0001	0.0076	0.0007	0.0013
83	OTHER FINANCE, INS., REAL ESTATE.....	0.0123	--	0.0671	0.0008	0.0019	0.0356	0.0091	0.0042
84	BUSINESS SERVICES.....	0.0150	--	0.0589	--	0.0023	0.0123	0.0075	0.0079
85	EDUCATION SERVICES.....	0.0117	--	0.0453	1.0003	0.0010	0.0187	0.0031	0.0065
86	HEALTH SERVICES.....	0.0117	--	0.0453	1.0003	0.0010	0.0187	0.0031	0.0065
87	AMUSEMENT & RECREATION SERVICES.....	0.0066	--	0.1148	0.0001	0.0476	0.0350	0.0143	0.0112
88	ACCOMMODATION & FOOD SERVICES.....	0.0609	--	0.0599	--	0.0152	0.0185	0.0057	0.0057
89	OTHER PERSONAL & MISC. SERVICES.....	0.3416	--	0.0929	0.0001	0.0013	0.1554	0.0124	0.2753
90	TRANSPORTATION MARGINS.....	0.0235	--	0.0430	--	0.0009	0.0202	0.0087	0.0105
91	OPERATING, OFFICE, LAB. & FOOD.....	0.0935	--	0.0355	--	0.0009	0.0364	0.0058	0.0453
92	TRAVEL, ADVERTISING & PROMOTION.....	0.0391	--	0.0409	--	0.0187	0.1008	0.1719	0.0099

TABLE 125. IMPACT (INVERSE) MATRIX (AGGREGATION - M), 1974 - CONCLUDED

NO.	COMMODITY AGGREGATION - M	TRANS. MARGINS	OPERATING OFFICE LAB & FOOD	TRAVEL PROMOTION, ADVTG.
1	GRAINS.....	0.0229	0.0670	0.0128
2	LIVE ANIMALS.....	0.0229	0.0670	0.0128
3	OTHER AGRICULTURAL PRODUCTS.....	0.0229	0.0673	0.0131
4	FORESTRY PRODUCTS.....	0.0112	0.1558	0.0149
5	FISH LANDINGS.....	0.0128	0.0229	0.0072
6	HUNTING & TRAPPING PRODUCTS.....	0.0128	0.0229	0.0072
7	IRON ORES & CONCENTRATES.....	0.0124	0.1175	0.0111
8	OTHER METAL ORES & CONCENTRATES.....	0.0129	0.1158	0.0119
9	COAL.....	0.0038	0.0365	0.0174
10	CRUDE MINERAL OILS.....	0.0039	0.0366	0.0177
11	NATURAL GAS.....	0.0038	0.0365	0.0174
12	NON-METALLIC MINERALS.....	0.0129	0.1130	0.0164
13	SERVICES INCIDENTAL TO MINING.....	0.0085	0.0896	0.0279
14	MEAT PRODUCTS.....	0.0337	0.0558	0.0448
15	DAIRY PRODUCTS.....	0.0368	0.0555	0.0455
16	FISH PRODUCTS.....	0.0365	0.0551	0.0451
17	FRUITS & VEGETABLES PREPARATIONS.....	0.0368	0.0555	0.0455
18	FEEDS.....	0.0365	0.0555	0.0459
19	FLOUR, WHEAT MEAL & OTHER CEREALS.....	0.0368	0.0555	0.0455
20	BREAKFAST CEREAL & BAKERY PROD.....	0.0368	0.0554	0.0456
21	SUGAR.....	0.0368	0.0555	0.0455
22	MISC. FOOD PRODUCTS.....	0.0367	0.0556	0.0454
23	SOFT DRINKS.....	0.0368	0.0555	0.0455
24	ALCOHOLIC BEVERAGES.....	0.0368	0.0555	0.0455
25	TOBACCO PROCESSED UNMANUFACTURED.....	0.0210	0.0457	0.0850
26	CIGARETTES & TOBACCO MFG.....	0.0210	0.0457	0.0849
27	TIRES & TUBES.....	0.0227	0.0540	0.0456
28	OTHER RUBBER PRODUCTS.....	0.0225	0.0537	0.0449
29	PLASTIC FABRICATED PRODUCTS.....	0.0243	0.0508	0.0441
30	LEATHER & LEATHER PRODUCTS.....	0.0222	0.0498	0.0465
31	YARNS & MAN MADE FIBRES.....	0.0198	0.0516	0.0339
32	FABRICS.....	0.0187	0.0495	0.0319
33	OTHER TEXTILE PRODUCTS.....	0.0193	0.0513	0.0338
34	HOSIERY & KNITTED WEAR.....	0.0145	0.0380	0.0312
35	CLOTHING & ACCESSORIES.....	0.0134	0.0334	0.0335
36	LUMBER & TIMBER.....	0.0310	0.1132	0.0182
37	VENEER & PLYWOOD.....	0.0309	0.1127	0.0183
38	OTHER WOOD FABRICATED MATERIALS.....	0.0308	0.1103	0.0191
39	FURNITURE & FIXTURES.....	0.0253	0.0515	0.0326
40	PULP.....	0.0391	0.0872	0.0186
41	NEWSPRINT & OTHER PAPER STOCK.....	0.0391	0.0872	0.0187
42	PAPER PRODUCTS.....	0.0368	0.0824	0.0226
43	PRINTING & PUBLISHING.....	0.0243	0.0470	0.0456
44	ADVERTISING PRINT MEDIA.....	0.0241	0.0462	0.0461
45	IRON & STEEL PRODUCTS.....	0.0266	0.0851	0.0155
46	ALUMINUM PRODUCTS.....	0.0268	0.0869	0.0151
47	COPPER & COPPER ALLOY PRODUCTS.....	0.0267	0.0872	0.0149
48	NICKEL PRODUCTS.....	0.0267	0.0874	0.0148
49	OTHER NON FERROUS METAL PRODUCTS.....	0.0264	0.0834	0.0192
50	BOILERS, TANKS & PLATES.....	0.0254	0.0597	0.0230
51	FABRICATED STRUCTURAL METAL PROD.....	0.0256	0.0637	0.0220
52	OTHER METAL FABRICATED PRODUCTS.....	0.0253	0.0612	0.0234
53	AGRICULTURAL MACHINERY.....	0.0234	0.0488	0.0308
54	OTHER INDUSTRIAL MACHINERY.....	0.0239	0.0532	0.0292
55	MOTOR VEHICLES.....	0.0200	0.0453	0.0219
56	MOTOR VEHICLE PARTS.....	0.0204	0.0468	0.0232
57	OTHER TRANSPORT EQUIPMENT.....	0.0196	0.0465	0.0226
58	APPLIANCES & RECEIVERS, HOUSEHOLD.....	0.0217	0.0528	0.0367
59	OTHER ELECTRICAL PRODUCTS.....	0.0208	0.0516	0.0358
60	CEMENT & CONCRETE PRODUCTS.....	0.0428	0.0987	0.0247
61	OTHER NON-METALLIC MINERAL PROD.....	0.0417	0.0963	0.0253
62	GASOLINE & FUEL OIL.....	0.0069	0.0285	0.0177
63	OTHER PETROLEUM & COAL PROD.....	0.0094	0.0358	0.0220
64	INDUSTRIAL CHEMICALS.....	0.0348	0.0641	0.0661
65	FERTILIZERS.....	0.0191	0.1072	0.0305
66	PHARMACEUTICALS.....	0.0355	0.0635	0.0681
67	OTHER CHEMICAL PRODUCTS.....	0.0351	0.0629	0.0650
68	SCIENTIFIC EQUIPMENT.....	0.0201	0.0515	0.0589
69	OTHER MANUFACTURED PRODUCTS.....	0.0204	0.0522	0.0569
70	RESIDENTIAL CONSTRUCTION.....	0.0242	0.0413	0.0177
71	NON-RESIDENTIAL CONSTRUCTION.....	0.0242	0.0413	0.0177
72	REPAIR CONSTRUCTION.....	0.0242	0.0413	0.0177
73	PIPELINE TRANSPORTATION.....	0.0096	0.0624	0.0214
74	TRANSPORTATION & STORAGE.....	0.0097	0.0634	0.0217
75	RADIO & TELEVISION BROADCASTING.....	0.0036	0.0333	0.0211
76	TELEPHONE & TELEGRAPH.....	0.0036	0.0333	0.0211
77	POSTAL SERVICES.....	0.0036	0.0333	0.0211
78	ELECTRIC POWER.....	0.0062	0.0217	0.0089
79	OTHER UTILITIES.....	0.0063	0.0221	0.0092
80	WHOLESALE MARGINS.....	0.0099	0.0476	0.0547
81	RETAIL MARGINS.....	0.0062	0.0559	0.0447
82	IMPLIED RENT OWNER OCPD, DWEL.....	0.0045	0.0100	0.0036
83	OTHER FINANCE, INS, REAL ESTATE.....	0.0033	0.0344	0.0345
84	BUSINESS SERVICES.....	0.0040	0.0708	0.0425
85	EDUCATION SERVICES.....	0.0048	0.0582	0.0167
86	HEALTH SERVICES.....	0.0048	0.0582	0.0167
87	AMUSEMENT & RECREATION SERVICES.....	0.0070	0.1056	0.0777
88	ACCOMMODATION & FOOD SERVICES.....	0.0154	0.0530	0.0341
89	OTHER PERSONAL & MISC. SERVICES.....	0.0084	0.0583	0.0389
90	TRANSPORTATION MARGINS.....	1.0094	0.0615	0.0211
91	OPERATING, OFFICE, LAB & FOOD.....	0.9359	1.0378	0.0267
92	TRAVEL, ADVERTISING & PROMOTION.....	0.0157	0.0444	1.0294



1010273030

TABLE 126. MARGINS (AGGREGATION - M), 1974 (MILLIONS OF DOLLARS)

COMMODITY AGGREGATION - M	RETAIL	WHOLESALE	TAX	TRANSPORT	GAS	STORAGE	PIPELINE
NO.							
1 GRAINS.....	--	163.0	--	158.6	--	103.7	--
2 LIVE ANIMALS.....	0.9	56.9	--	46.8	--	--	--
3 OTHER AGRICULTURAL PRODUCTS.....	301.7	203.8	--	140.4	--	13.0	--
4 FORESTRY PRODUCTS.....	2.6	14.0	--	104.7	--	--	--
5 FISH LANDINGS.....	4.9	18.1	--	12.3	--	--	--
6 HUNTING & TRAPPING PRODUCTS.....	--	4.4	--	2.4	--	--	--
7 IRON ORES & CONCENTRATES.....	--	--	--	125.1	--	--	--
8 OTHER METAL ORES & CONCENTRATES.....	--	--	--	130.9	--	--	--
9 COAL.....	6.1	23.7	--	81.3	--	--	--
10 CRUDE MINERAL OILS.....	--	--	1618.0	5.8	--	--	317.4
11 NATURAL GAS.....	--	--	--	--	393.8	--	448.3
12 NON-METALLIC MINERALS.....	8.6	12.0	--	232.2	--	--	--
14 MEAT PRODUCTS.....	616.9	136.4	--	94.5	--	--	--
15 DAIRY PRODUCTS.....	280.9	94.1	--	34.9	--	--	--
16 FISH PRODUCTS.....	38.1	47.2	--	15.6	--	--	--
17 FRUITS & VEGETABLES PREPARATIONS.....	254.9	101.4	--	55.3	--	--	--
18 FEEDS.....	38.3	96.5	--	58.0	--	--	--
19 FLOUR, WHEAT, MEAL & OTHER CEREALS.....	19.4	29.7	--	15.9	--	--	--
20 BREAKFAST CEREAL & BAKERY PROD.....	264.7	62.0	--	34.3	--	--	--
21 SUGAR.....	50.1	49.7	--	13.4	--	--	--
22 MISC. FOOD PRODUCTS.....	324.3	157.1	0.1	77.9	--	--	--
23 SOFT DRINKS.....	88.9	21.6	--	12.3	--	--	--
24 ALCOHOLIC BEVERAGES.....	294.5	20.9	1552.9	40.7	--	--	--
25 TOBACCO PROCESSED UNMANUFACTURED.....	--	--	--	4.1	--	--	--
26 CIGARETTES & TOBACCO MFG.....	161.5	102.9	717.6	11.1	--	--	--
27 TIRES & TUBES.....	90.7	100.0	49.9	33.3	--	--	--
28 OTHER RUBBER PRODUCTS.....	40.2	39.2	12.3	10.2	--	--	--
29 PLASTIC FABRICATED PRODUCTS.....	30.6	54.8	35.6	27.6	--	--	--
30 LEATHER & LEATHER PRODUCTS.....	288.3	41.3	35.0	15.1	--	--	--
31 YARNS & MAN MADE FIBRES.....	20.8	45.0	5.3	15.0	--	--	--
32 FABRICS.....	90.1	100.4	23.3	21.2	--	--	--
33 OTHER TEXTILE PRODUCTS.....	240.6	96.8	97.5	33.5	--	--	--
34 HOSIERY & KNITTED WEAR.....	452.5	55.3	47.0	32.0	--	--	--
35 CLOTHING & ACCESSORIES.....	1134.7	146.3	104.7	82.4	--	--	--
36 LUMBER & TIMBER.....	8.5	206.9	31.6	209.2	--	--	--
37 VENEER & PLYWOOD.....	11.6	113.5	27.7	38.8	--	--	--
38 OTHER WOOD FABRICATED MATERIALS.....	2.1	175.1	66.1	72.8	--	--	--
39 FURNITURE & FIXTURES.....	412.8	97.4	133.8	51.0	--	--	--
40 PULP.....	--	9.0	--	78.7	--	--	--
41 NEWSPRINT & OTHER PAPER STOCK.....	8.4	162.7	15.3	196.2	--	--	--
42 PAPER PRODUCTS.....	154.7	177.4	124.3	105.0	--	--	--
43 PRINTING & PUBLISHING.....	126.3	144.4	100.0	57.3	--	--	--
45 IRON & STEEL PRODUCTS.....	--	205.8	55.1	180.5	--	--	--
46 ALUMINUM PRODUCTS.....	1.2	25.3	0.7	28.6	--	--	--
47 COPPER & COPPER ALLOY PRODUCTS.....	--	33.6	5.1	37.0	--	--	--
48 NICKEL PRODUCTS.....	--	10.0	0.2	32.5	--	--	--
49 OTHER NON FERROUS METAL PRODUCTS.....	0.6	437.0	1.1	63.2	--	--	--
50 BOILERS, TANKS & PLATES.....	1.0	40.8	24.3	15.1	--	--	--
51 FABRICATED STRUCTURAL METAL PROD.....	5.6	85.9	84.2	41.2	--	--	--
52 OTHER METAL FABRICATED PRODUCTS.....	141.0	540.9	166.0	176.1	--	--	--
53 AGRICULTURAL MACHINERY.....	30.9	226.3	--	39.1	--	--	--
54 OTHER INDUSTRIAL MACHINERY.....	54.4	1269.4	235.9	241.5	--	--	--
55 MOTOR VEHICLES.....	683.2	777.6	486.8	149.1	--	--	--
56 MOTOR VEHICLE PARTS.....	300.6	456.2	122.2	112.8	--	--	--
57 OTHER TRANSPORT EQUIPMENT.....	45.9	56.0	109.9	29.5	--	--	--
58 APPLIANCES & RECEIVERS, HOUSEHOLD.....	493.5	227.7	198.3	42.1	--	--	--
59 OTHER ELECTRICAL PRODUCTS.....	89.2	491.0	234.5	105.2	--	--	--
60 CEMENT & CONCRETE PRODUCTS.....	1.4	59.6	67.7	67.9	--	--	--
61 OTHER NON-METALLIC MINERAL PROD.....	91.3	154.7	57.9	107.1	--	--	--
62 GASOLINE & FUEL OIL.....	483.3	1145.2	1803.4	217.2	--	--	--
63 OTHER PETROLEUM & COAL PROD.....	42.4	182.1	26.9	106.8	1.5	--	49.2
64 INDUSTRIAL CHEMICALS.....	9.2	166.2	2.1	168.0	--	--	--
65 FERTILIZERS.....	10.7	34.0	--	80.8	--	--	--
66 PHARMACEUTICALS.....	295.0	97.8	38.8	11.7	--	--	--
67 OTHER CHEMICAL PRODUCTS.....	284.1	262.5	135.3	100.8	--	--	--
68 SCIENTIFIC EQUIPMENT.....	186.6	159.6	112.5	33.5	--	--	--
69 OTHER MANUFACTURED PRODUCTS.....	536.2	176.8	156.3	49.8	--	--	--
78 ELECTRIC POWER.....	--	--	20.0	--	--	--	--
84 BUSINESS SERVICES.....	--	--	47.9	--	--	--	--
87 AMUSEMENT & RECREATION SERVICES.....	--	--	91.0	--	--	--	--
89 OTHER PERSONAL & MISC. SERVICES.....	--	--	40.8	--	--	--	--
93 NON-COMPETING IMPORTS.....	33.8	27.1	--	18.5	--	--	--
TOTAL.....	9691.2	10530.0	9123.3	4843.4	395.3	116.7	814.9

NOTE: DETAIL MAY NOT ADD DUE TO ROUNDING.