

Dominion Statistician: S. A. Cudmore, M.A., (Oxon.), F.S.S., F.R.S.C. - Statisticien du Dominion
Acting Chief, Census Branch: O. A. Lemieux, M.S.A., Ph.D. - Chef Suppléant, Branche du Recensement

Population:
No. A-16

Population:
No A-16

POPULATION BY SEX, AGE, CONJUGAL CONDITION, ETC.,
FOR THE SOCIAL AREAS OF VANCOUVER AND WINNIPEG

POPULATION DES REGIONS SOCIALES DE VANCOUVER ET WINNIPEG
SELON LE SEXE, L'AGE, L'ETAT CONJUGAL, ETC.

This bulletin gives final population figures by sex, conjugal condition, age, racial origin, religious denomination, birthplace, period of immigration, naturalization and citizenship, schooling, and official language and mother tongue, for the social areas of Vancouver and Winnipeg as of the 1941 Census.

Ce bulletin présente les données finales de la population d'après le recensement de 1941 pour les régions sociales de Vancouver et Winnipeg, classées selon: le sexe, l'état conjugal, l'âge, l'origine raciale, la religion, le lieu de naissance, l'immigration, la naturalisation et la citoyenneté, la fréquentation scolaire, la langue officielle et la langue maternelle.

Prior to the 1941 Census an arrangement was made between the Census Branch of the Bureau of Statistics and the Councils of Social Agencies of the cities of Vancouver and Winnipeg to have 1941 Census data compiled for certain social areas of these cities. The areas provided for were drawn up by the social agencies in co-operation with the Census Branch. Due to the fact that there have been a number of requests from these cities for 1941 Census figures by social areas it has been decided to publish the data in the form of a bulletin.

La Branche du Recensement du Bureau Fédéral de la Statistique et les conseils des agences sociales des villes de Vancouver et de Winnipeg se sont entendues, antérieurement au recensement de 1941, en vue de la compilation des données du recensement de 1941 concernant certaines régions sociales de ces villes. Les régions recensées ont été délimitées par les agences sociales, en collaboration avec la Branche du Recensement. En réponse aux demandes de statistiques du recensement de 1941 par régions sociales provenant de ces villes, ces données sont publiées sous forme de bulletin.

Presentation of Tables

(The tables dealing with racial origin, birthplace, and mother tongue are divided into two parts since the principal origins, birthplaces and mother tongues are somewhat different in the two cities.)

Présentation des tableaux

(Les tableaux concernant l'origine raciale, le lieu de naissance et la langue maternelle, sont divisés en deux parties, les principales origines, lieux de naissance et langues maternelles étant en quelque sorte différents dans les deux villes.)

| | <u>Page</u> |
|---|-------------|
| Table 1.- Population by conjugal condition and sex | 2-3 |
| Table 2.- Population by age and sex | 4-7 |
| Table 3.- Population by racial origin and sex (Vancouver) | 8-9 |
| Table 3A.- Population by racial origin and sex (Winnipeg) | 8-11 |
| Table 4.- Population by religious denomination and sex | 12-15 |
| Table 5.- Population by birthplace and sex (Vancouver) | 16-17 |
| Table 5A.- Population by birthplace and sex (Winnipeg) | 16-19 |
| Table 6.- Population by period of immigration and naturalization, citizenship and sex | 20-23 |
| Table 7.- Population by school attendance, years of schooling and sex | 24-25 |
| Table 8.- Population by official language, mother tongue and sex (Vancouver) | 26-27 |
| Table 8A.- Population by official language, mother tongue and sex (Winnipeg) | 26-29 |

| | <u>Page</u> |
|---|-------------|
| Tableau 1.- Population selon l'état conjugal et le sexe | 2-3 |
| Tableau 2.- Population selon l'âge et le sexe | 4-7 |
| Tableau 3.- Population selon l'origine raciale et le sexe (Vancouver) | 8-9 |
| Tableau 3A.- Population selon l'origine raciale et le sexe (Winnipeg) | 8-11 |
| Tableau 4.- Population selon la religion et le sexe | 12-15 |
| Tableau 5.- Population selon le lieu de naissance et le sexe (Vancouver) | 16-17 |
| Tableau 5A.- Population selon le lieu de naissance et le sexe (Winnipeg) | 16-19 |
| Tableau 6.- Population selon la période d'immigration et de naturalisation, la citoyenneté et le sexe | 20-23 |
| Tableau 7.- Population selon la fréquentation scolaire, le nombre d'années à l'école et le sexe | 24-25 |
| Tableau 8.- Population selon la langue officielle, la langue maternelle et le sexe (Vancouver) | 26-27 |
| Tableau 8A.- Population selon la langue officielle, la langue maternelle et le sexe (Winnipeg) | 26-29 |

Table 1.- Population by conjugal condition and sex, for the social areas of Vancouver and Winnipeg, 1941 Census

Tableau 1.- Population selon l'état conjugal et le sexe, régions sociales de Vancouver et Winnipeg, recensement de 1941

| Social area - Région sociale | (1) Total | | Single - Célibataires | | Married - Mariés | | Widowed - En veuvage | | Divorced - Divorcés | | (2) Separated - Séparés | |
|------------------------------------|--------------|---------|-----------------------------|--------|------------------------|--------|----------------------------|--------|---------------------------|-------|----------------------------------|-------|
| | M. | F. | M. | F. | M. | F. | M. | F. | M. | F. | M. | F. |
| | | | | | | | | | | | | |
| Vancouver. | 139,580 | 135,773 | 64,482 | 56,421 | 68,223 | 63,101 | 4,488 | 12,765 | 669 | 1,015 | 1,692 | 2,469 |
| Social area - Région sociale No. 1 | 11,532 | 14,199 | 4,917 | 5,642 | 5,715 | 5,802 | 484 | 1,990 | 122 | 243 | 292 | 522 |
| " " 2 | 12,368 | 5,700 | 6,162 | 2,105 | 4,825 | 2,425 | 692 | 647 | 203 | 139 | 477 | 384 |
| " " 3 | 13,491 | 8,319 | 6,951 | 3,815 | 5,629 | 3,583 | 553 | 653 | 61 | 46 | 293 | 222 |
| " " 4 | 6,340 | 6,148 | 3,004 | 2,516 | 3,121 | 3,042 | 161 | 462 | 18 | 28 | 35 | 100 |
| " " 5 | 6,343 | 6,224 | 2,879 | 2,463 | 3,267 | 3,234 | 136 | 457 | 15 | 19 | 45 | 51 |
| " " 6 | 4,776 | 5,270 | 2,157 | 2,236 | 2,496 | 2,511 | 106 | 456 | 9 | 18 | 7 | 49 |
| " " 7 | 5,831 | 6,327 | 2,677 | 2,597 | 2,975 | 3,008 | 135 | 591 | 16 | 57 | 28 | 74 |
| " " 8 | 9,118 | 10,109 | 4,177 | 4,109 | 4,552 | 4,526 | 286 | 1,191 | 33 | 90 | 69 | 193 |
| " " 9 | 9,185 | 10,914 | 4,259 | 4,878 | 4,471 | 4,360 | 291 | 1,344 | 40 | 90 | 119 | 240 |
| " " 10 | 7,514 | 7,638 | 3,497 | 3,071 | 3,684 | 3,655 | 232 | 734 | 37 | 50 | 64 | 128 |
| " " 11 | 7,825 | 8,671 | 3,253 | 3,520 | 4,387 | 4,414 | 153 | 661 | 14 | 29 | 18 | 47 |
| " " 12 | 2,976 | 3,748 | 1,261 | 1,788 | 1,629 | 1,586 | 75 | 325 | 4 | 30 | 7 | 19 |
| " " 13 | 3,161 | 3,762 | 1,371 | 1,708 | 1,646 | 1,616 | 109 | 396 | 10 | 16 | 25 | 26 |
| " " 14 | 6,396 | 6,357 | 2,895 | 2,555 | 3,235 | 3,162 | 201 | 517 | 22 | 37 | 41 | 86 |
| " " 15 | 8,984 | 9,110 | 4,089 | 3,772 | 4,562 | 4,502 | 250 | 672 | 20 | 38 | 63 | 126 |
| " " 16 | 6,586 | 6,247 | 3,077 | 2,535 | 3,297 | 3,234 | 170 | 392 | 18 | 21 | 24 | 65 |
| " " 17 | 5,229 | 5,854 | 2,262 | 2,548 | 2,825 | 2,809 | 120 | 439 | 2 | 31 | 20 | 27 |
| " " 18 | 6,591 | 6,396 | 3,064 | 2,667 | 3,292 | 3,109 | 185 | 532 | 13 | 19 | 37 | 69 |
| " " 19 | 5,334 | 4,780 | 2,530 | 1,896 | 2,615 | 2,523 | 149 | 306 | 12 | 14 | 28 | 41 |
| Winnipeg | 108,787 | 113,173 | 51,990 | 52,334 | 52,204 | 50,224 | 3,192 | 8,362 | 269 | 476 | 1,118 | 1,775 |
| Social area - Région sociale No. 1 | 1,416 | 1,349 | 767 | 671 | 616 | 608 | 26 | 64 | 1 | 4 | 5 | 2 |
| " " 2 | 1,144 | 1,045 | 576 | 475 | 530 | 500 | 29 | 58 | 1 | 1 | 8 | 11 |
| " " 3 | 1,855 | 1,787 | 930 | 793 | 878 | 860 | 37 | 118 | 2 | 4 | 7 | 12 |
| " " 4 | 1,510 | 1,629 | 718 | 761 | 755 | 749 | 32 | 110 | 1 | 3 | 3 | 6 |
| " " 5 | 1,089 | 910 | 562 | 428 | 429 | 411 | 52 | 47 | - | 4 | 46 | 20 |
| " " 6 | 2,333 | 2,215 | 1,066 | 953 | 1,168 | 1,059 | 78 | 179 | 8 | 4 | 11 | 19 |
| " " 7 | 1,265 | 1,359 | 608 | 636 | 625 | 624 | 26 | 87 | 1 | 2 | 5 | 10 |
| " " 8 | 1,105 | 1,154 | 549 | 547 | 529 | 526 | 27 | 75 | - | 3 | - | 3 |
| " " 9 | 914 | 1,026 | 397 | 479 | 489 | 477 | 25 | 64 | - | 4 | 3 | 2 |
| " " 10 | 1,650 | 1,765 | 791 | 835 | 811 | 801 | 34 | 110 | 4 | 2 | 9 | 17 |
| " " 11 | 2,427 | 2,559 | 1,190 | 1,199 | 1,163 | 1,144 | 56 | 183 | 3 | 9 | 15 | 24 |
| " " 12 | 2,430 | 2,507 | 1,196 | 1,191 | 1,156 | 1,099 | 60 | 183 | 5 | 7 | 13 | 27 |
| " " 13 | 1,609 | 1,294 | 816 | 582 | 673 | 603 | 73 | 74 | 2 | 2 | 45 | 33 |
| " " 14 | 1,029 | 1,006 | 521 | 457 | 483 | 471 | 22 | 64 | - | 3 | 3 | 11 |
| " " 15 | 1,194 | 1,198 | 565 | 535 | 596 | 581 | 25 | 69 | - | - | 8 | 13 |
| " " 16 | 2,244 | 2,201 | 1,123 | 1,003 | 1,035 | 1,031 | 62 | 136 | 2 | 7 | 20 | 22 |
| " " 17 | 2,017 | 1,996 | 974 | 906 | 988 | 952 | 41 | 97 | 1 | 3 | 13 | 38 |
| " " 18 | 1,972 | 1,939 | 1,001 | 891 | 935 | 929 | 32 | 95 | 1 | 2 | 3 | 22 |

For footnotes, see Page 3. - Pour renvois, voir page 3.

Table 1.- Population by conjugal condition and sex, for the social areas of Vancouver and Winnipeg, 1941 Census - (Con.)

Tableau 1.- Population selon l'état conjugal et le sexe, régions sociales de Vancouver et Winnipeg, recensement de 1941 - (fin)

| Social area Région sociale | (1) Total | | Single Célibataires | | Married Mariés | | Widowed En veuvage | | Divorced Divorcés | | Separated Séparés | | (2) |
|-------------------------------------|--------------|-------|------------------------|-------|-------------------|-------|-----------------------|-----|----------------------|----|----------------------|-----|-----|
| | M. | F. | M. | F. | M. | F. | M. | F. | M. | F. | M. | F. | (2) |
| | | | | | | | | | | | | | |
| Winnipeg - (Con.-fin) | | | | | | | | | | | | | |
| Social area - Région sociale No. 19 | 2,231 | 2,116 | 1,112 | 957 | 1,072 | 1,039 | 43 | 94 | 1 | 3 | 3 | 23 | |
| " " " 20 | 1,415 | 1,340 | 689 | 602 | 696 | 670 | 24 | 55 | 1 | 2 | 5 | 11 | |
| " " " 21 | 2,179 | 2,047 | 1,096 | 925 | 1,027 | 999 | 38 | 99 | 4 | 1 | 14 | 23 | |
| " " " 22 | 700 | 646 | 350 | 299 | 331 | 318 | 14 | 27 | - | 2 | 5 | - | |
| " " " 23 | 2,328 | 1,093 | 1,349 | 518 | 738 | 487 | 145 | 50 | 15 | 11 | 81 | 27 | |
| " " " 24 | 2,654 | 1,745 | 1,509 | 764 | 813 | 725 | 180 | 153 | 27 | 22 | 105 | 81 | |
| " " " 25 | 2,182 | 1,346 | 1,148 | 616 | 883 | 614 | 93 | 80 | 8 | 6 | 50 | 30 | |
| " " " 26 | 1,492 | 1,337 | 822 | 643 | 585 | 575 | 62 | 82 | 4 | 6 | 19 | 31 | |
| " " " 27 | 1,314 | 1,318 | 642 | 583 | 609 | 585 | 39 | 99 | 3 | 11 | 21 | 40 | |
| " " " 28 | 1,263 | 1,550 | 592 | 853 | 618 | 580 | 38 | 91 | 3 | 6 | 10 | 19 | |
| " " " 29 | 895 | 901 | 418 | 415 | 455 | 445 | 19 | 34 | 1 | 2 | 2 | 5 | |
| " " " 30 | 1,785 | 1,687 | 980 | 834 | 747 | 740 | 42 | 90 | - | - | 16 | 23 | |
| " " " 31 | 1,634 | 1,559 | 813 | 692 | 777 | 763 | 41 | 91 | 3 | 6 | - | 7 | |
| " " " 32 | 2,379 | 2,585 | 1,065 | 1,107 | 1,073 | 1,035 | 120 | 279 | 24 | 28 | 97 | 156 | |
| " " " 33 | 1,743 | 1,914 | 781 | 811 | 851 | 845 | 62 | 167 | 8 | 19 | 41 | 72 | |
| " " " 34 | 2,798 | 3,108 | 1,221 | 1,249 | 1,470 | 1,450 | 76 | 299 | 3 | 15 | 28 | 95 | |
| " " " 35 | 2,713 | 2,859 | 1,279 | 1,228 | 1,334 | 1,311 | 70 | 255 | 7 | 14 | 22 | 51 | |
| " " " 36 | 3,205 | 3,288 | 1,580 | 1,532 | 1,536 | 1,518 | 80 | 210 | 1 | 3 | 8 | 25 | |
| " " " 37 | 1,410 | 1,500 | 624 | 662 | 764 | 767 | 22 | 65 | - | 3 | - | 3 | |
| " " " 38 | 2,088 | 2,657 | 907 | 1,253 | 1,057 | 1,045 | 86 | 302 | 6 | 14 | 32 | 43 | |
| " " " 39 | 2,178 | 2,413 | 980 | 1,060 | 1,119 | 1,113 | 58 | 194 | 6 | 10 | 15 | 36 | |
| " " " 40 | 2,294 | 3,147 | 1,051 | 1,683 | 1,172 | 1,147 | 58 | 284 | 4 | 10 | 9 | 23 | |
| " " " 41 | 1,732 | 1,808 | 844 | 839 | 842 | 848 | 38 | 108 | 5 | 5 | 2 | 8 | |
| " " " 42 | 1,549 | 1,700 | 769 | 822 | 746 | 748 | 29 | 107 | 1 | 1 | 4 | 22 | |
| " " " 43 | 603 | 656 | 300 | 539 | 285 | 284 | 12 | 26 | - | 4 | 6 | 3 | |
| " " " 44 | 3,443 | 4,214 | 1,454 | 2,070 | 1,927 | 1,926 | 50 | 195 | 5 | 3 | 7 | 20 | |
| " " " 45 | 1,117 | 1,098 | 587 | 541 | 507 | 496 | 20 | 48 | - | - | 3 | 13 | |
| " " " 46 | 1,574 | 1,672 | 754 | 794 | 781 | 760 | 32 | 107 | 1 | 1 | 6 | 10 | |
| " " " 47 | 2,062 | 2,046 | 971 | 911 | 1,036 | 1,017 | 52 | 108 | - | 4 | 3 | 6 | |
| " " " 48 | 1,784 | 1,539 | 791 | 596 | 834 | 742 | 102 | 137 | 20 | 16 | 37 | 48 | |
| " " " 49 | 3,819 | 4,469 | 1,620 | 2,070 | 1,898 | 1,713 | 172 | 471 | 30 | 47 | 98 | 168 | |
| " " " 50 | 2,483 | 3,853 | 1,022 | 1,983 | 1,340 | 1,311 | 86 | 430 | 12 | 37 | 23 | 92 | |
| " " " 51 | 2,115 | 2,771 | 933 | 1,302 | 1,050 | 1,007 | 83 | 359 | 14 | 31 | 35 | 72 | |
| " " " 52 | 1,227 | 1,359 | 516 | 579 | 625 | 587 | 52 | 132 | 5 | 10 | 29 | 51 | |
| " " " 53 | 2,205 | 2,407 | 971 | 1,047 | 1,161 | 1,125 | 55 | 180 | 4 | 15 | 13 | 40 | |
| " " " 54 | 1,784 | 2,474 | 806 | 1,283 | 900 | 875 | 58 | 263 | 3 | 13 | 17 | 40 | |
| " " " 55 | 2,227 | 2,777 | 989 | 1,327 | 1,162 | 1,148 | 62 | 263 | 1 | 11 | 13 | 28 | |
| " " " 56 | 2,094 | 2,185 | 903 | 886 | 1,128 | 1,110 | 49 | 160 | 3 | 10 | 11 | 19 | |
| " " " 57 | 1,855 | 2,120 | 864 | 1,019 | 942 | 921 | 41 | 164 | 1 | 2 | 7 | 14 | |
| " " " 58 | 1,051 | 1,086 | 484 | 477 | 545 | 530 | 19 | 67 | 1 | 2 | 2 | 10 | |
| " " " 59 | 2,000 | 1,844 | 1,054 | 821 | 909 | 880 | 33 | 122 | 2 | 6 | 2 | 15 | |

(1) Includes conjugal condition "not stated".
 (2) Married persons who are permanently separated for domestic reasons.

(1) Comprend état conjugal "non donné".
 (2) Personnes mariées séparées de façon permanente pour des raisons domestiques.

Table 2.- Population by age groups and sex, for the social areas of Vancouver and Winnipeg, 1941 Census

| No. | Social area Région sociale | Total | | Age groups | | | | | | | |
|-----|------------------------------------|---------|---------|------------|-------|-------|-------|-------|-------|--------|--------|
| | | | | 0-4 | | 5-9 | | 10-14 | | 15-19 | |
| | | M. | F. | M. | F. | M. | F. | M. | F. | M. | F. |
| 1 | Vancouver | 139,580 | 135,773 | 8,022 | 7,866 | 7,466 | 7,140 | 8,777 | 8,777 | 10,620 | 10,878 |
| 2 | Social area - Région sociale No. 1 | 11,532 | 14,199 | 359 | 335 | 316 | 290 | 406 | 424 | 613 | 767 |
| 3 | " " 2 | 12,368 | 5,700 | 290 | 283 | 250 | 240 | 276 | 276 | 402 | 395 |
| 4 | " " 3 | 13,491 | 8,319 | 619 | 674 | 676 | 646 | 826 | 782 | 823 | 853 |
| 5 | " " 4 | 6,340 | 6,148 | 445 | 439 | 433 | 425 | 459 | 521 | 554 | 504 |
| 6 | " " 5 | 6,343 | 6,224 | 500 | 470 | 431 | 412 | 476 | 496 | 527 | 523 |
| 7 | " " 6 | 4,776 | 5,270 | 252 | 271 | 272 | 253 | 350 | 368 | 486 | 440 |
| 8 | " " 7 | 5,831 | 6,327 | 329 | 344 | 316 | 264 | 384 | 380 | 516 | 524 |
| 9 | " " 8 | 9,118 | 10,109 | 545 | 532 | 479 | 431 | 616 | 557 | 727 | 763 |
| 10 | " " 9 | 9,185 | 10,914 | 482 | 497 | 485 | 464 | 560 | 556 | 682 | 784 |
| 11 | " " 10 | 7,514 | 7,638 | 496 | 475 | 458 | 448 | 533 | 561 | 716 | 672 |
| 12 | " " 11 | 7,825 | 8,671 | 566 | 568 | 526 | 522 | 579 | 558 | 594 | 637 |
| 13 | " " 12 | 2,976 | 3,748 | 127 | 154 | 150 | 175 | 211 | 229 | 273 | 357 |
| 14 | " " 13 | 3,161 | 3,762 | 155 | 150 | 144 | 154 | 211 | 201 | 263 | 322 |
| 15 | " " 14 | 6,396 | 6,357 | 435 | 435 | 372 | 419 | 463 | 448 | 567 | 524 |
| 16 | " " 15 | 8,984 | 9,110 | 675 | 668 | 544 | 573 | 693 | 694 | 805 | 785 |
| 17 | " " 16 | 6,586 | 6,247 | 496 | 446 | 491 | 402 | 533 | 523 | 565 | 561 |
| 18 | " " 17 | 5,229 | 5,854 | 373 | 306 | 309 | 282 | 391 | 382 | 473 | 533 |
| 19 | " " 18 | 6,591 | 6,396 | 493 | 474 | 426 | 407 | 428 | 447 | 559 | 540 |
| 20 | " " 19 | 5,334 | 4,780 | 385 | 345 | 388 | 333 | 382 | 374 | 475 | 394 |
| 21 | Winnipeg | 108,787 | 113,173 | 6,372 | 6,379 | 6,595 | 6,306 | 7,790 | 7,585 | 9,336 | 10,449 |
| 22 | Social area - Région sociale No. 1 | 1,416 | 1,349 | 91 | 116 | 125 | 114 | 142 | 129 | 158 | 150 |
| 23 | " " 2 | 1,144 | 1,045 | 81 | 85 | 85 | 71 | 106 | 94 | 109 | 124 |
| 24 | " " 3 | 1,855 | 1,787 | 98 | 130 | 131 | 121 | 155 | 145 | 207 | 180 |
| 25 | " " 4 | 1,510 | 1,629 | 78 | 79 | 110 | 94 | 123 | 129 | 150 | 160 |
| 26 | " " 5 | 1,089 | 910 | 74 | 83 | 71 | 78 | 91 | 68 | 78 | 88 |
| 27 | " " 6 | 2,333 | 2,215 | 146 | 124 | 154 | 153 | 140 | 167 | 183 | 199 |
| 28 | " " 7 | 1,265 | 1,359 | 71 | 61 | 69 | 66 | 102 | 94 | 118 | 127 |
| 29 | " " 8 | 1,105 | 1,154 | 59 | 49 | 70 | 77 | 111 | 82 | 128 | 127 |
| 30 | " " 9 | 914 | 1,026 | 46 | 54 | 42 | 64 | 50 | 72 | 87 | 108 |
| 31 | " " 10 | 1,650 | 1,765 | 98 | 91 | 122 | 91 | 121 | 122 | 161 | 191 |
| 32 | " " 11 | 2,427 | 2,559 | 146 | 165 | 165 | 144 | 183 | 176 | 229 | 283 |
| 33 | " " 12 | 2,430 | 2,507 | 150 | 146 | 155 | 157 | 171 | 164 | 224 | 249 |
| 34 | " " 13 | 1,609 | 1,294 | 112 | 91 | 114 | 117 | 108 | 123 | 132 | 118 |
| 35 | " " 14 | 1,029 | 1,006 | 61 | 63 | 70 | 62 | 96 | 78 | 114 | 120 |
| 36 | " " 15 | 1,194 | 1,198 | 93 | 91 | 110 | 111 | 89 | 82 | 98 | 111 |
| 37 | " " 16 | 2,244 | 2,201 | 172 | 157 | 178 | 186 | 204 | 209 | 228 | 210 |
| 38 | " " 17 | 2,017 | 1,996 | 156 | 143 | 152 | 155 | 152 | 192 | 192 | 209 |
| 39 | " " 18 | 1,972 | 1,939 | 140 | 111 | 127 | 147 | 174 | 150 | 202 | 238 |

Tableau 2.- Population par groupes d'âge et sexe, régions sociales de Vancouver et Winnipeg, recensement de 1941

| Groupes d'âge | | | | | | | | | | | | | | No. |
|---------------|--------|--------|--------|--------|--------|--------|--------|--------|--------|-------|-------|-------|-------|-----|
| 20-24 | | 25-34 | | 35-44 | | 45-54 | | 55-64 | | 65-69 | | 70+ | | |
| M. | F. | M. | F. | M. | F. | M. | F. | M. | F. | M. | F. | M. | F. | |
| 11,117 | 13,123 | 22,711 | 24,917 | 19,021 | 18,245 | 19,745 | 18,297 | 19,418 | 15,206 | 5,771 | 4,748 | 6,912 | 6,576 | 1 |
| 1,016 | 1,702 | 2,344 | 2,954 | 1,648 | 2,062 | 1,694 | 2,118 | 1,793 | 1,911 | 581 | 657 | 762 | 979 | 2 |
| 546 | 631 | 1,672 | 1,228 | 2,201 | 856 | 2,550 | 760 | 2,571 | 579 | 779 | 165 | 831 | 287 | 3 |
| 782 | 781 | 1,557 | 1,415 | 1,990 | 1,134 | 2,315 | 936 | 2,399 | 663 | 693 | 180 | 811 | 255 | 4 |
| 581 | 544 | 964 | 1,080 | 897 | 810 | 803 | 799 | 785 | 641 | 197 | 175 | 222 | 210 | 5 |
| 487 | 549 | 1,151 | 1,219 | 919 | 815 | 761 | 743 | 663 | 610 | 194 | 166 | 234 | 221 | 6 |
| 456 | 453 | 647 | 824 | 584 | 757 | 724 | 866 | 660 | 635 | 168 | 168 | 177 | 235 | 7 |
| 549 | 600 | 1,006 | 1,178 | 760 | 854 | 810 | 923 | 686 | 748 | 210 | 217 | 265 | 295 | 8 |
| 907 | 1,022 | 1,663 | 1,878 | 1,111 | 1,306 | 1,094 | 1,411 | 1,145 | 1,225 | 378 | 427 | 453 | 558 | 9 |
| 788 | 1,262 | 1,790 | 2,104 | 1,191 | 1,405 | 1,180 | 1,418 | 1,145 | 1,278 | 400 | 441 | 482 | 705 | 10 |
| 680 | 750 | 1,351 | 1,325 | 885 | 918 | 854 | 957 | 898 | 861 | 306 | 302 | 337 | 369 | 11 |
| 524 | 616 | 1,266 | 1,606 | 1,264 | 1,430 | 1,142 | 1,213 | 883 | 875 | 197 | 277 | 284 | 369 | 12 |
| 261 | 384 | 402 | 608 | 367 | 502 | 473 | 609 | 459 | 430 | 113 | 123 | 140 | 177 | 13 |
| 276 | 391 | 464 | 660 | 404 | 501 | 484 | 578 | 463 | 449 | 130 | 110 | 167 | 246 | 14 |
| 537 | 538 | 1,184 | 1,219 | 794 | 777 | 753 | 809 | 802 | 687 | 224 | 241 | 265 | 260 | 15 |
| 737 | 819 | 1,483 | 1,584 | 1,089 | 1,075 | 1,098 | 1,131 | 1,126 | 1,041 | 346 | 353 | 368 | 387 | 16 |
| 555 | 535 | 1,061 | 1,109 | 793 | 783 | 785 | 770 | 805 | 683 | 223 | 188 | 279 | 247 | 17 |
| 390 | 555 | 699 | 932 | 699 | 881 | 795 | 892 | 695 | 657 | 184 | 167 | 221 | 267 | 18 |
| 547 | 558 | 1,136 | 1,187 | 819 | 811 | 816 | 762 | 801 | 694 | 241 | 206 | 325 | 310 | 19 |
| 498 | 433 | 871 | 607 | 606 | 569 | 614 | 602 | 639 | 539 | 207 | 185 | 269 | 199 | 20 |
| 10,225 | 12,872 | 18,941 | 22,288 | 14,670 | 15,387 | 15,270 | 14,525 | 12,495 | 10,333 | 3,257 | 2,889 | 3,836 | 4,160 | 21 |
| 162 | 152 | 240 | 239 | 134 | 145 | 175 | 171 | 136 | 87 | 16 | 20 | 37 | 26 | 22 |
| 105 | 83 | 200 | 191 | 134 | 128 | 154 | 134 | 100 | 75 | 31 | 22 | 39 | 38 | 23 |
| 197 | 156 | 308 | 313 | 207 | 220 | 244 | 237 | 197 | 166 | 50 | 49 | 61 | 70 | 24 |
| 135 | 152 | 222 | 289 | 202 | 251 | 233 | 227 | 183 | 157 | 37 | 37 | 37 | 54 | 25 |
| 81 | 102 | 187 | 197 | 168 | 113 | 160 | 99 | 117 | 54 | 25 | 12 | 37 | 16 | 26 |
| 186 | 293 | 386 | 469 | 437 | 303 | 313 | 207 | 234 | 156 | 68 | 45 | 86 | 99 | 27 |
| 154 | 177 | 211 | 238 | 153 | 198 | 181 | 171 | 153 | 139 | 40 | 33 | 33 | 55 | 28 |
| 105 | 113 | 156 | 222 | 122 | 144 | 153 | 167 | 130 | 106 | 41 | 27 | 30 | 40 | 29 |
| 85 | 112 | 166 | 178 | 116 | 138 | 144 | 126 | 122 | 116 | 22 | 27 | 34 | 31 | 30 |
| 164 | 205 | 282 | 344 | 217 | 252 | 227 | 227 | 166 | 160 | 53 | 36 | 39 | 46 | 31 |
| 234 | 287 | 495 | 533 | 322 | 341 | 273 | 283 | 227 | 210 | 68 | 57 | 85 | 80 | 32 |
| 231 | 283 | 451 | 568 | 362 | 293 | 272 | 286 | 235 | 205 | 85 | 86 | 94 | 70 | 33 |
| 110 | 130 | 248 | 248 | 291 | 184 | 204 | 129 | 159 | 91 | 61 | 24 | 70 | 39 | 34 |
| 105 | 91 | 174 | 164 | 110 | 150 | 141 | 138 | 102 | 78 | 27 | 28 | 29 | 34 | 35 |
| 97 | 113 | 247 | 271 | 165 | 152 | 124 | 117 | 98 | 90 | 31 | 30 | 42 | 30 | 36 |
| 166 | 190 | 372 | 450 | 324 | 301 | 260 | 220 | 203 | 159 | 57 | 58 | 80 | 61 | 37 |
| 183 | 211 | 345 | 370 | 264 | 260 | 275 | 246 | 197 | 123 | 43 | 42 | 58 | 45 | 38 |
| 211 | 209 | 355 | 335 | 211 | 264 | 252 | 251 | 205 | 158 | 49 | 37 | 46 | 39 | 39 |

Table 2.- Population by age groups and sex, for the social areas of Vancouver and Winnipeg, 1941 Census - (Con.)

| No. | Social area Région sociale | Total | | Age groups | | | | | | | |
|-----|------------------------------------|-------|-------|------------|-----|-----|-----|-------|-----|-------|-----|
| | | | | 0-4 | | 5-9 | | 10-14 | | 15-19 | |
| | | M. | F. | M. | F. | M. | F. | M. | F. | M. | F. |
| | Winnipeg - (Con. - fin) | | | | | | | | | | |
| 1 | Social area - Région sociale No.19 | 2,231 | 2,116 | 159 | 113 | 169 | 136 | 180 | 194 | 233 | 244 |
| 2 | " " | 1,415 | 1,340 | 90 | 109 | 116 | 106 | 123 | 109 | 146 | 133 |
| 3 | " " | 2,179 | 2,047 | 128 | 139 | 152 | 141 | 175 | 189 | 223 | 216 |
| 4 | " " | 700 | 646 | 56 | 44 | 51 | 55 | 58 | 60 | 79 | 73 |
| 5 | " " | 2,328 | 1,093 | 69 | 72 | 75 | 59 | 81 | 75 | 87 | 117 |
| 6 | " " | 2,634 | 1,745 | 116 | 116 | 111 | 105 | 133 | 119 | 138 | 166 |
| 7 | " " | 2,182 | 1,346 | 97 | 132 | 144 | 108 | 129 | 129 | 130 | 118 |
| 8 | " " | 1,492 | 1,337 | 144 | 145 | 151 | 132 | 136 | 113 | 126 | 123 |
| 9 | " " | 1,314 | 1,318 | 108 | 101 | 85 | 94 | 91 | 101 | 91 | 102 |
| 10 | " " | 1,263 | 1,550 | 90 | 77 | 75 | 67 | 75 | 81 | 85 | 132 |
| 11 | " " | 895 | 901 | 60 | 70 | 68 | 61 | 69 | 61 | 83 | 97 |
| 12 | " " | 1,785 | 1,687 | 160 | 156 | 170 | 161 | 172 | 195 | 176 | 175 |
| 13 | " " | 1,634 | 1,559 | 115 | 86 | 114 | 117 | 132 | 124 | 174 | 159 |
| 14 | " " | 2,379 | 2,585 | 95 | 109 | 89 | 61 | 103 | 92 | 124 | 175 |
| 15 | " " | 1,743 | 1,914 | 141 | 121 | 85 | 95 | 111 | 79 | 110 | 153 |
| 16 | " " | 2,798 | 3,108 | 183 | 149 | 146 | 148 | 181 | 168 | 219 | 225 |
| 17 | " " | 2,713 | 2,859 | 167 | 159 | 178 | 171 | 183 | 187 | 246 | 224 |
| 18 | " " | 3,205 | 3,288 | 183 | 181 | 208 | 195 | 260 | 258 | 309 | 333 |
| 19 | " " | 1,410 | 1,500 | 112 | 101 | 95 | 115 | 125 | 119 | 121 | 151 |
| 20 | " " | 2,088 | 2,657 | 126 | 98 | 72 | 88 | 103 | 96 | 133 | 183 |
| 21 | " " | 2,178 | 2,413 | 132 | 133 | 118 | 115 | 143 | 146 | 225 | 228 |
| 22 | " " | 2,294 | 3,147 | 104 | 88 | 113 | 123 | 180 | 174 | 246 | 320 |
| 23 | " " | 1,732 | 1,808 | 104 | 96 | 113 | 110 | 149 | 146 | 184 | 183 |
| 24 | " " | 1,549 | 1,700 | 84 | 122 | 128 | 118 | 140 | 130 | 162 | 189 |
| 25 | " " | 603 | 656 | 79 | 71 | 66 | 62 | 51 | 49 | 48 | 72 |
| 26 | " " | 3,443 | 4,214 | 203 | 210 | 218 | 212 | 338 | 318 | 321 | 480 |
| 27 | " " | 1,117 | 1,098 | 71 | 68 | 86 | 106 | 135 | 108 | 113 | 123 |
| 28 | " " | 1,574 | 1,672 | 85 | 86 | 84 | 88 | 138 | 115 | 176 | 145 |
| 29 | " " | 2,062 | 2,046 | 112 | 130 | 135 | 105 | 177 | 164 | 228 | 217 |
| 30 | " " | 1,784 | 1,539 | 78 | 82 | 61 | 53 | 66 | 69 | 73 | 96 |
| 31 | " " | 3,819 | 4,469 | 148 | 187 | 117 | 116 | 119 | 123 | 185 | 281 |
| 32 | " " | 2,483 | 3,853 | 97 | 107 | 74 | 57 | 105 | 105 | 159 | 272 |
| 33 | " " | 2,115 | 2,771 | 69 | 79 | 63 | 45 | 79 | 78 | 139 | 197 |
| 34 | " " | 1,227 | 1,359 | 62 | 84 | 72 | 63 | 63 | 71 | 76 | 98 |
| 35 | " " | 2,205 | 2,407 | 130 | 138 | 118 | 150 | 154 | 148 | 186 | 190 |
| 36 | " " | 1,784 | 2,474 | 63 | 84 | 65 | 71 | 84 | 111 | 151 | 177 |
| 37 | " " | 2,227 | 2,777 | 106 | 123 | 98 | 93 | 126 | 162 | 199 | 257 |
| 38 | " " | 2,094 | 2,185 | 119 | 109 | 111 | 120 | 168 | 149 | 158 | 168 |
| 39 | " " | 1,855 | 2,120 | 65 | 69 | 109 | 94 | 146 | 169 | 193 | 217 |
| 40 | " " | 1,051 | 1,086 | 59 | 85 | 73 | 70 | 75 | 89 | 89 | 79 |
| 41 | " " | 2,000 | 1,844 | 131 | 111 | 169 | 112 | 216 | 136 | 194 | 169 |

Tableau 2.- Population par groupes d'âge et sexe, régions sociales de Vancouver et Winnipeg, recensement de 1941 - (fin)

| Groupes d'âge | | | | | | | | | | | | | | No. |
|---------------|-----|-------|-------|-------|-----|-------|-----|-------|-----|-------|-----|-----|-----|-----|
| 20-24 | | 25-34 | | 35-44 | | 45-54 | | 55-64 | | 65-69 | | 70+ | | |
| M. | F. | M. | F. | M. | F. | M. | F. | M. | F. | M. | F. | M. | F. | |
| 248 | 283 | 376 | 409 | 261 | 278 | 323 | 301 | 215 | 123 | 35 | 29 | 32 | 26 | 1 |
| 154 | 162 | 243 | 260 | 148 | 161 | 207 | 173 | 132 | 84 | 28 | 15 | 28 | 28 | 2 |
| 227 | 238 | 413 | 381 | 237 | 284 | 314 | 267 | 218 | 139 | 53 | 25 | 39 | 28 | 3 |
| 77 | 73 | 105 | 118 | 77 | 78 | 95 | 89 | 82 | 45 | 14 | 8 | 6 | 3 | 4 |
| 109 | 157 | 338 | 200 | 395 | 159 | 495 | 119 | 417 | 93 | 140 | 19 | 122 | 23 | 5 |
| 184 | 211 | 343 | 350 | 424 | 245 | 485 | 190 | 366 | 132 | 148 | 51 | 186 | 60 | 6 |
| 121 | 136 | 286 | 257 | 363 | 186 | 353 | 143 | 330 | 84 | 115 | 23 | 114 | 30 | 7 |
| 116 | 124 | 218 | 238 | 204 | 179 | 175 | 135 | 130 | 80 | 48 | 22 | 44 | 46 | 8 |
| 121 | 149 | 258 | 306 | 201 | 156 | 144 | 121 | 133 | 102 | 32 | 42 | 50 | 44 | 9 |
| 147 | 340 | 250 | 338 | 183 | 189 | 159 | 133 | 119 | 112 | 41 | 39 | 39 | 42 | 10 |
| 74 | 98 | 158 | 162 | 114 | 116 | 102 | 101 | 124 | 96 | 25 | 23 | 18 | 16 | 11 |
| 183 | 175 | 308 | 304 | 214 | 181 | 167 | 156 | 150 | 120 | 45 | 28 | 40 | 36 | 12 |
| 147 | 160 | 284 | 277 | 186 | 200 | 201 | 192 | 193 | 168 | 40 | 38 | 48 | 38 | 13 |
| 238 | 369 | 519 | 639 | 390 | 385 | 335 | 325 | 287 | 250 | 94 | 76 | 105 | 104 | 14 |
| 179 | 290 | 375 | 426 | 251 | 250 | 203 | 210 | 169 | 156 | 50 | 67 | 69 | 67 | 15 |
| 299 | 370 | 584 | 705 | 399 | 407 | 320 | 362 | 284 | 323 | 85 | 97 | 98 | 154 | 16 |
| 264 | 279 | 489 | 608 | 338 | 370 | 369 | 355 | 288 | 283 | 72 | 91 | 119 | 132 | 17 |
| 348 | 337 | 517 | 579 | 387 | 408 | 430 | 483 | 407 | 324 | 71 | 75 | 85 | 115 | 18 |
| 88 | 114 | 232 | 303 | 253 | 249 | 219 | 187 | 125 | 100 | 17 | 21 | 23 | 40 | 19 |
| 218 | 349 | 455 | 572 | 280 | 372 | 289 | 363 | 239 | 264 | 67 | 83 | 106 | 189 | 20 |
| 199 | 244 | 361 | 493 | 302 | 311 | 286 | 286 | 257 | 282 | 76 | 54 | 79 | 121 | 21 |
| 211 | 403 | 307 | 534 | 241 | 408 | 336 | 459 | 350 | 379 | 98 | 98 | 108 | 161 | 22 |
| 168 | 173 | 259 | 298 | 205 | 243 | 249 | 267 | 217 | 184 | 34 | 42 | 50 | 66 | 23 |
| 142 | 178 | 214 | 258 | 192 | 233 | 259 | 255 | 153 | 129 | 36 | 38 | 39 | 50 | 24 |
| 31 | 57 | 72 | 105 | 79 | 88 | 86 | 76 | 63 | 55 | 14 | 5 | 14 | 16 | 25 |
| 214 | 445 | 326 | 607 | 482 | 686 | 728 | 699 | 444 | 353 | 80 | 63 | 89 | 141 | 26 |
| 103 | 97 | 148 | 172 | 120 | 154 | 154 | 127 | 132 | 91 | 23 | 21 | 32 | 31 | 27 |
| 148 | 198 | 206 | 302 | 214 | 232 | 243 | 241 | 200 | 171 | 35 | 31 | 45 | 63 | 28 |
| 190 | 168 | 280 | 316 | 222 | 269 | 322 | 342 | 288 | 228 | 45 | 46 | 63 | 61 | 29 |
| 134 | 172 | 354 | 402 | 311 | 228 | 306 | 188 | 262 | 160 | 72 | 55 | 67 | 34 | 30 |
| 357 | 626 | 843 | 1,071 | 603 | 681 | 618 | 596 | 527 | 465 | 137 | 142 | 165 | 181 | 31 |
| 287 | 564 | 634 | 924 | 320 | 515 | 343 | 535 | 264 | 407 | 80 | 139 | 120 | 228 | 32 |
| 273 | 460 | 614 | 607 | 285 | 404 | 257 | 350 | 260 | 283 | 79 | 108 | 97 | 160 | 33 |
| 128 | 183 | 280 | 310 | 190 | 183 | 156 | 136 | 94 | 107 | 41 | 57 | 65 | 67 | 34 |
| 210 | 255 | 455 | 502 | 303 | 326 | 244 | 274 | 251 | 243 | 65 | 70 | 89 | 111 | 35 |
| 231 | 264 | 386 | 497 | 188 | 325 | 192 | 372 | 254 | 329 | 68 | 104 | 102 | 140 | 36 |
| 240 | 308 | 418 | 539 | 285 | 364 | 276 | 378 | 306 | 311 | 77 | 99 | 96 | 143 | 37 |
| 192 | 164 | 370 | 459 | 288 | 326 | 305 | 313 | 255 | 225 | 57 | 51 | 71 | 101 | 38 |
| 216 | 213 | 211 | 288 | 207 | 304 | 344 | 379 | 247 | 239 | 47 | 54 | 70 | 94 | 39 |
| 129 | 80 | 189 | 237 | 149 | 148 | 129 | 152 | 111 | 90 | 24 | 26 | 24 | 30 | 40 |
| 189 | 167 | 318 | 316 | 240 | 269 | 267 | 259 | 188 | 194 | 45 | 44 | 43 | 67 | 41 |

Table 3.- Population by racial origin and sex, for the social areas of Vancouver, 1941 Census

| No. | Social area Région sociale | British Isles Races | | | | | | | | | |
|-----|------------------------------------|---------------------|---------|-----------------------------|--------|------------|--------|------------|--------|--------|-------|
| | | Total (1) | | Races des Iles Britanniques | | | | | | | |
| | | | | English | | Irish | | Scottish | | Other | |
| | | | | Anglaise | | Irlandaise | | Ecoissaise | | Autres | |
| M. | F. | M. | F. | M. | F. | M. | F. | M. | F. | | |
| 1 | Vancouver | 139,580 | 135,773 | 56,111 | 58,832 | 15,683 | 15,781 | 30,765 | 31,051 | 2,439 | 2,155 |
| 2 | Social area - Région sociale No. 1 | 11,532 | 14,199 | 5,428 | 6,729 | 1,454 | 1,779 | 2,574 | 3,083 | 205 | 235 |
| 3 | " " " 2 | 12,368 | 5,700 | 3,141 | 1,653 | 1,279 | 730 | 2,007 | 1,003 | 192 | 65 |
| 4 | " " " 3 | 13,491 | 8,319 | 2,408 | 1,711 | 932 | 532 | 1,391 | 890 | 117 | 71 |
| 5 | " " " 4 | 6,340 | 6,148 | 2,368 | 2,415 | 622 | 601 | 1,442 | 1,451 | 151 | 102 |
| 6 | " " " 5 | 6,343 | 6,224 | 2,770 | 2,686 | 713 | 704 | 1,545 | 1,472 | 97 | 84 |
| 7 | " " " 6 | 4,776 | 5,270 | 2,221 | 2,418 | 692 | 794 | 1,296 | 1,405 | 97 | 113 |
| 8 | " " " 7 | 5,831 | 6,327 | 2,670 | 2,970 | 733 | 838 | 1,501 | 1,547 | 153 | 125 |
| 9 | " " " 8 | 9,118 | 10,109 | 4,100 | 4,565 | 1,132 | 1,257 | 1,980 | 2,287 | 153 | 158 |
| 10 | " " " 9 | 9,185 | 10,914 | 3,257 | 4,158 | 1,103 | 1,406 | 2,046 | 2,578 | 178 | 201 |
| 11 | " " " 10 | 7,514 | 7,638 | 3,076 | 3,301 | 959 | 949 | 1,866 | 1,918 | 156 | 135 |
| 12 | " " " 11 | 7,825 | 8,671 | 3,730 | 4,119 | 1,069 | 1,164 | 2,178 | 2,368 | 132 | 140 |
| 13 | " " " 12 | 2,976 | 3,748 | 1,365 | 1,694 | 418 | 500 | 806 | 1,014 | 45 | 51 |
| 14 | " " " 13 | 3,161 | 3,762 | 1,461 | 1,723 | 423 | 480 | 826 | 962 | 48 | 56 |
| 15 | " " " 14 | 6,396 | 6,357 | 2,838 | 2,928 | 725 | 675 | 1,665 | 1,713 | 117 | 86 |
| 16 | " " " 15 | 8,984 | 9,110 | 4,085 | 4,271 | 991 | 988 | 2,264 | 2,226 | 199 | 159 |
| 17 | " " " 16 | 6,586 | 6,247 | 3,260 | 3,220 | 670 | 604 | 1,509 | 1,366 | 98 | 103 |
| 18 | " " " 17 | 5,229 | 5,854 | 2,709 | 3,124 | 591 | 677 | 1,257 | 1,315 | 77 | 84 |
| 19 | " " " 18 | 6,591 | 6,396 | 2,780 | 2,865 | 699 | 655 | 1,534 | 1,484 | 122 | 106 |
| 20 | " " " 19 | 5,334 | 4,780 | 2,424 | 2,282 | 478 | 442 | 1,078 | 969 | 102 | 81 |

Table 3a.- Population by racial origin and sex, for the social areas of Winnipeg, 1941 Census

| No. | Social area Région sociale | British Isles Races | | | | | | | | | |
|-----|------------------------------------|---------------------|---------|-----------------------------|--------|------------|--------|------------|--------|--------|-------|
| | | Total (1) | | Races des Iles Britanniques | | | | | | | |
| | | | | English | | Irish | | Scottish | | Other | |
| | | | | Anglaise | | Irlandaise | | Ecoissaise | | Autres | |
| M. | F. | M. | F. | M. | F. | M. | F. | M. | F. | | |
| 21 | Winnipeg. | 108,787 | 113,173 | 30,774 | 31,245 | 12,338 | 13,152 | 19,848 | 20,648 | 1,225 | 1,164 |
| 22 | Social area - Région sociale No. 1 | 1,416 | 1,349 | 316 | 282 | 75 | 75 | 233 | 205 | 11 | 10 |
| 23 | " " " 2 | 1,144 | 1,045 | 275 | 239 | 106 | 98 | 144 | 135 | 26 | 16 |
| 24 | " " " 3 | 1,855 | 1,787 | 676 | 649 | 170 | 188 | 473 | 455 | 22 | 15 |
| 25 | " " " 4 | 1,510 | 1,629 | 504 | 589 | 181 | 177 | 378 | 385 | 18 | 16 |
| 26 | " " " 5 | 1,089 | 910 | 73 | 56 | 27 | 12 | 23 | 18 | 1 | - |
| 27 | " " " 6 | 2,333 | 2,215 | 89 | 77 | 26 | 35 | 49 | 53 | - | 1 |
| 28 | " " " 7 | 1,265 | 1,359 | 354 | 369 | 75 | 86 | 137 | 146 | 6 | 5 |
| 29 | " " " 8 | 1,105 | 1,154 | 429 | 409 | 110 | 113 | 249 | 270 | 12 | 22 |
| 30 | " " " 9 | 914 | 1,026 | 507 | 331 | 112 | 125 | 169 | 177 | 11 | 21 |
| 31 | " " " 10 | 1,650 | 1,765 | 348 | 338 | 124 | 95 | 155 | 168 | 15 | 9 |

(1) For footnote, see Page 10.

Tableau 3.- Population selon l'origine raciale et le sexe, régions sociales de Vancouver, recensement de 1941

| Other European races - Autres races européennes | | | | | | | | | | | | Asiatic races - Races asiatiques | | | | No. |
|---|-------|--------------------------|-------|----------------------|-------|--------------------------------|-------|--------------------------|-------|---------------------------------|-------|--|-------|----------------------------|-------|-----|
| French - Française | | German - Allemande | | Jewish - Juive | | Netherland - Hollandaise | | Polish - Polonaise | | Scandinavian - Scandinave | | Chinese - Chinoise | | Japanese - Japonaise | | |
| M. | F. | M. | F. | M. | F. | M. | F. | M. | F. | M. | F. | M. | F. | M. | F. | |
| 3,023 | 3,220 | 2,422 | 2,530 | 1,454 | 1,352 | 1,627 | 1,621 | 1,220 | 1,379 | 5,579 | 4,793 | 5,973 | 1,201 | 4,505 | 3,953 | |
| 304 | 477 | 210 | 227 | 147 | 135 | 129 | 175 | 74 | 131 | 474 | 516 | 64 | 7 | 83 | 66 | 2 |
| 367 | 298 | 300 | 178 | 78 | 37 | 140 | 75 | 190 | 154 | 929 | 296 | 2,212 | 232 | 313 | 251 | 3 |
| 270 | 201 | 169 | 99 | 125 | 116 | 83 | 81 | 251 | 214 | 618 | 300 | 2,791 | 622 | 2,033 | 1,744 | 4 |
| 182 | 181 | 98 | 99 | 30 | 24 | 66 | 51 | 50 | 51 | 327 | 334 | 33 | 20 | 273 | 256 | 5 |
| 126 | 134 | 45 | 61 | 21 | 15 | 59 | 69 | 55 | 59 | 369 | 336 | 6 | 4 | 38 | 31 | 6 |
| 101 | 120 | 61 | 76 | 41 | 33 | 55 | 61 | 3 | 16 | 78 | 104 | 12 | - | 20 | 18 | 7 |
| 102 | 122 | 67 | 88 | 147 | 149 | 60 | 63 | 27 | 25 | 146 | 165 | 23 | 16 | 33 | 54 | 8 |
| 202 | 275 | 140 | 164 | 140 | 149 | 78 | 110 | 40 | 68 | 203 | 258 | 52 | 17 | 534 | 444 | 9 |
| 221 | 313 | 190 | 236 | 245 | 240 | 106 | 130 | 70 | 90 | 333 | 342 | 137 | 74 | 734 | 630 | 10 |
| 172 | 121 | 131 | 133 | 44 | 32 | 107 | 92 | 74 | 79 | 326 | 306 | 80 | 52 | 79 | 65 | 11 |
| 121 | 169 | 76 | 99 | 59 | 57 | 100 | 97 | 24 | 30 | 146 | 123 | 18 | 11 | 29 | 42 | 12 |
| 41 | 61 | 39 | 72 | 46 | 44 | 36 | 40 | 8 | 11 | 46 | 108 | 77 | 3 | 8 | 32 | 13 |
| 53 | 73 | 35 | 65 | 115 | 113 | 22 | 42 | 2 | 17 | 72 | 91 | 42 | 14 | 3 | 21 | 14 |
| 110 | 108 | 89 | 103 | 44 | 44 | 81 | 84 | 47 | 52 | 267 | 246 | 95 | 31 | 42 | 26 | 15 |
| 176 | 200 | 169 | 142 | 17 | 18 | 129 | 124 | 65 | 69 | 425 | 404 | 22 | 6 | 11 | 21 | 16 |
| 114 | 112 | 109 | 84 | 13 | 10 | 79 | 73 | 56 | 72 | 225 | 255 | 16 | 1 | 31 | 19 | 17 |
| 53 | 55 | 76 | 106 | 84 | 74 | 67 | 82 | 11 | 26 | 95 | 114 | 57 | 1 | 62 | 90 | 18 |
| 114 | 100 | 227 | 229 | 54 | 59 | 112 | 122 | 97 | 79 | 213 | 209 | 149 | 17 | 146 | 140 | 19 |
| 119 | 94 | 197 | 179 | 4 | 3 | 112 | 92 | 136 | 110 | 223 | 210 | 67 | 7 | 7 | 3 | 20 |

Tableau 3a.- Population selon l'origine raciale et le sexe, régions sociales de Winnipeg, recensement de 1941

| Other European races - Autres races européennes | | | | | | | | | | | | | | Chinese - Chinoise | | No. |
|---|-------|--------------------------|-------|----------------------|-------|--------------------------------|-------|--------------------------|-------|---------------------------------|-------|-------------------------------|--------|--------------------------|----|-----|
| French - Française | | German - Allemande | | Jewish - Juive | | Netherland - Hollandaise | | Polish - Polonaise | | Scandinavian - Scandinave | | Ukrainian - Ukrainienne | | | | |
| M. | F. | M. | F. | M. | F. | M. | F. | M. | F. | M. | F. | M. | F. | | | |
| 3,157 | 3,212 | 5,222 | 6,342 | 8,326 | 8,641 | 1,229 | 1,375 | 5,207 | 5,217 | 4,276 | 4,911 | 11,035 | 11,543 | 679 | 40 | |
| 22 | 14 | 355 | 368 | 11 | 12 | 30 | 24 | 64 | 71 | 16 | 22 | 224 | 215 | - | - | 22 |
| 40 | 30 | 137 | 142 | 20 | 17 | 21 | 24 | 67 | 57 | 120 | 94 | 137 | 130 | 2 | - | 23 |
| 19 | 23 | 109 | 109 | 24 | 16 | 30 | 22 | 72 | 71 | 105 | 85 | 112 | 105 | - | - | 24 |
| 23 | 23 | 69 | 93 | 76 | 74 | 32 | 22 | 27 | 45 | 82 | 89 | 47 | 45 | 4 | - | 25 |
| 34 | 40 | 23 | 24 | 50 | 42 | 4 | 6 | 174 | 143 | 11 | 13 | 243 | 466 | 8 | 2 | 26 |
| 23 | 21 | 43 | 36 | 371 | 399 | 6 | 3 | 341 | 346 | 9 | 13 | 1,107 | 1,043 | 10 | - | 27 |
| 3 | 6 | 26 | 39 | 527 | 515 | 10 | 13 | 14 | 32 | 33 | 33 | 25 | 21 | 3 | - | 28 |
| 6 | 19 | 39 | 43 | 129 | 120 | 8 | 8 | 21 | 27 | 24 | 29 | 15 | 22 | - | - | 29 |
| 5 | 4 | 45 | 55 | 123 | 122 | 5 | 6 | 39 | 22 | 23 | 34 | 11 | 22 | 1 | - | 30 |
| 12 | 33 | 116 | 116 | 655 | 722 | 13 | 20 | 56 | 62 | 16 | 33 | 73 | 107 | - | - | 31 |

(1) Pour renvoi, voir page 11.

Table 3a.- Population by racial origin and sex, for the social areas of Winnipeg, 1941 Census - (Con.)

| No. | Social area Région sociale | British Isles Races Races des Îles Britanniques | | | | | | | | | |
|-----------------------|-------------------------------------|--|-------|---------------------|-------|---------------------|-----|-----------------------|-------|-----------------|----|
| | | Total (1) | | English Anglaise | | Irish Irlandaise | | Scottish Écossaise | | Other Autres | |
| | | | | M. | F. | M. | F. | M. | F. | M. | F. |
| | | M. | F. | M. | F. | M. | F. | M. | F. | M. | F. |
| Winnipeg - (Con.-fin) | | | | | | | | | | | |
| 1 | Social area - Région sociale No. 11 | 2,427 | 2,559 | 185 | 140 | 82 | 67 | 119 | 102 | 8 | 5 |
| 2 | " | 2,430 | 2,507 | 98 | 76 | 25 | 33 | 67 | 36 | 4 | - |
| 3 | " | 1,609 | 1,294 | 62 | 40 | 17 | 5 | 18 | 11 | - | - |
| 4 | " | 1,029 | 1,006 | 351 | 327 | 100 | 75 | 119 | 115 | 7 | 6 |
| 5 | " | 1,194 | 1,198 | 50 | 47 | 28 | 21 | 50 | 34 | 7 | 4 |
| 6 | " | 2,244 | 2,201 | 87 | 54 | 22 | 19 | 30 | 14 | 3 | 1 |
| 7 | " | 2,017 | 1,996 | 50 | 30 | 14 | 10 | 31 | 18 | 2 | 1 |
| 8 | " | 1,972 | 1,939 | 298 | 294 | 91 | 62 | 187 | 153 | 5 | 5 |
| 9 | " | 2,231 | 2,116 | 153 | 137 | 57 | 40 | 69 | 50 | 4 | 4 |
| 10 | " | 1,415 | 1,340 | 59 | 41 | 29 | 12 | 16 | 12 | 3 | 1 |
| 11 | " | 2,179 | 2,047 | 122 | 81 | 24 | 18 | 39 | 15 | 1 | - |
| 12 | " | 700 | 646 | 92 | 102 | 20 | 26 | 45 | 26 | - | - |
| 13 | " | 2,328 | 1,093 | 340 | 110 | 181 | 54 | 269 | 98 | 11 | 2 |
| 14 | " | 2,634 | 1,745 | 650 | 375 | 383 | 200 | 455 | 231 | 36 | 23 |
| 15 | " | 2,182 | 1,346 | 333 | 182 | 177 | 105 | 246 | 145 | 12 | 7 |
| 16 | " | 1,492 | 1,337 | 328 | 246 | 119 | 114 | 228 | 197 | 12 | 11 |
| 17 | " | 1,314 | 1,318 | 333 | 287 | 152 | 129 | 242 | 212 | 10 | 13 |
| 18 | " | 1,263 | 1,550 | 467 | 472 | 201 | 249 | 243 | 332 | 14 | 21 |
| 19 | " | 895 | 901 | 399 | 487 | 104 | 104 | 259 | 192 | 20 | 13 |
| 20 | " | 1,785 | 1,687 | 548 | 508 | 187 | 157 | 275 | 243 | 19 | 11 |
| 21 | " | 1,634 | 1,559 | 732 | 676 | 124 | 132 | 351 | 305 | 39 | 21 |
| 22 | " | 2,379 | 2,565 | 768 | 706 | 415 | 426 | 493 | 517 | 25 | 26 |
| 23 | " | 1,743 | 1,914 | 594 | 631 | 274 | 278 | 348 | 375 | 22 | 17 |
| 24 | " | 2,798 | 3,108 | 992 | 1,012 | 404 | 450 | 622 | 712 | 49 | 52 |
| 25 | " | 2,713 | 2,859 | 957 | 978 | 416 | 405 | 653 | 663 | 53 | 46 |
| 26 | " | 3,205 | 3,228 | 1,162 | 1,155 | 491 | 528 | 636 | 641 | 47 | 51 |
| 27 | " | 1,410 | 1,500 | 562 | 565 | 178 | 205 | 361 | 364 | 24 | 20 |
| 28 | " | 2,088 | 2,657 | 880 | 1,001 | 336 | 431 | 518 | 666 | 57 | 42 |
| 29 | " | 2,178 | 2,413 | 628 | 935 | 292 | 339 | 601 | 636 | 41 | 47 |
| 30 | " | 2,294 | 3,147 | 852 | 1,051 | 509 | 631 | 629 | 784 | 25 | 33 |
| 31 | " | 1,732 | 1,808 | 651 | 661 | 272 | 303 | 392 | 394 | 22 | 16 |
| 32 | " | 1,549 | 1,700 | 473 | 514 | 225 | 263 | 351 | 397 | 10 | 14 |
| 33 | " | 603 | 656 | 256 | 255 | 108 | 102 | 133 | 144 | 6 | 9 |
| 34 | " | 3,443 | 4,214 | 1,342 | 1,688 | 567 | 622 | 1,065 | 1,083 | 33 | 34 |
| 35 | " | 1,117 | 1,098 | 500 | 471 | 146 | 146 | 265 | 258 | 22 | 24 |
| 36 | " | 1,574 | 1,672 | 643 | 696 | 195 | 221 | 474 | 464 | 31 | 26 |
| 37 | " | 2,062 | 2,046 | 965 | 911 | 309 | 296 | 521 | 534 | 46 | 42 |
| 38 | " | 1,784 | 1,539 | 553 | 452 | 261 | 213 | 359 | 233 | 17 | 23 |
| 39 | " | 3,619 | 4,469 | 1,291 | 1,346 | 625 | 733 | 639 | 936 | 43 | 55 |
| 40 | " | 2,483 | 3,853 | 924 | 1,229 | 422 | 672 | 660 | 1,051 | 44 | 59 |
| 41 | " | 2,115 | 2,771 | 775 | 927 | 366 | 509 | 493 | 658 | 30 | 36 |
| 42 | " | 1,227 | 1,359 | 397 | 422 | 227 | 249 | 267 | 227 | 22 | 22 |
| 43 | " | 2,205 | 2,407 | 894 | 897 | 355 | 376 | 544 | 594 | 42 | 42 |
| 44 | " | 1,784 | 2,474 | 664 | 613 | 298 | 472 | 524 | 745 | 26 | 29 |
| 45 | " | 2,227 | 2,777 | 850 | 1,040 | 376 | 463 | 656 | 770 | 49 | 42 |
| 46 | " | 2,094 | 2,165 | 618 | 627 | 372 | 346 | 559 | 609 | 35 | 27 |
| 47 | " | 1,855 | 2,120 | 715 | 823 | 344 | 361 | 533 | 569 | 21 | 22 |
| 48 | " | 1,051 | 1,086 | 468 | 437 | 116 | 130 | 279 | 315 | 12 | 14 |
| 49 | " | 2,000 | 1,844 | 894 | 797 | 296 | 309 | 506 | 503 | 32 | 16 |

(1) Includes racial origin "other" and "not stated".

Tableau 3a.- Population selon l'origine raciale et le sexe, régions sociales de Winnipeg, recensement de 1941 - (fin)

| Other European races - Autres races européennes | | | | | | | | | | | | | | Chinese - Chinoise | | No. |
|---|-----|--------------------|-----|----------------|-------|--------------------------|----|--------------------|-----|---------------------------|-----|-------------------------|-------|--------------------|----|-----|
| French - Française | | German - Allemande | | Jewish - Juive | | Netherland - Hollandaise | | Polish - Polonaise | | Scandinavian - Scandinave | | Ukrainian - Ukrainienne | | M. | F. | |
| M. | F. | M. | F. | M. | F. | M. | F. | M. | F. | M. | F. | M. | F. | | | |
| 8 | 80 | 132 | 161 | 1,366 | 1,509 | 5 | 12 | 183 | 213 | 11 | 16 | 224 | 283 | 1 | - | 1 |
| 12 | 18 | 68 | 66 | 1,340 | 1,488 | 5 | 6 | 279 | 293 | 15 | 3 | 333 | 379 | 6 | - | 2 |
| 17 | 17 | 42 | 40 | 452 | 448 | 2 | 1 | 233 | 167 | 17 | 19 | 603 | 478 | 4 | - | 3 |
| 8 | 12 | 203 | 196 | 55 | 63 | 13 | 13 | 55 | 72 | 14 | 20 | 72 | 68 | - | - | 4 |
| 9 | 21 | 448 | 476 | 256 | 250 | 12 | 8 | 114 | 109 | 12 | 8 | 120 | 136 | - | - | 5 |
| 16 | 14 | 114 | 116 | 901 | 966 | 1 | 2 | 238 | 236 | 2 | 10 | 749 | 695 | - | - | 6 |
| 11 | 6 | 127 | 113 | 462 | 489 | 4 | 1 | 287 | 287 | 4 | 4 | 965 | 972 | 1 | - | 7 |
| 15 | 10 | 675 | 692 | 72 | 70 | 12 | 15 | 191 | 206 | 13 | 23 | 337 | 343 | 1 | - | 8 |
| 8 | 4 | 285 | 261 | 23 | 20 | 6 | 4 | 361 | 418 | 12 | 17 | 1,136 | 1,082 | - | - | 9 |
| 33 | 20 | 138 | 137 | 95 | 96 | 6 | 8 | 241 | 252 | 11 | 11 | 712 | 715 | - | - | 10 |
| 5 | 7 | 144 | 142 | 34 | 27 | 2 | 2 | 492 | 486 | 15 | 17 | 1,237 | 1,193 | - | - | 11 |
| 3 | 7 | 41 | 40 | 1 | 2 | 3 | 3 | 203 | 167 | 12 | 6 | 259 | 241 | - | - | 12 |
| 160 | 112 | 163 | 70 | 55 | 25 | 19 | 12 | 126 | 80 | 93 | 39 | 539 | 361 | 162 | 8 | 13 |
| 216 | 178 | 161 | 115 | 43 | 33 | 62 | 67 | 90 | 106 | 189 | 125 | 143 | 161 | 67 | 3 | 14 |
| 109 | 113 | 116 | 85 | 24 | 14 | 42 | 13 | 109 | 127 | 224 | 131 | 205 | 183 | 237 | 12 | 15 |
| 103 | 130 | 194 | 170 | 20 | 19 | 59 | 54 | 51 | 53 | 86 | 79 | 93 | 111 | 11 | 8 | 16 |
| 129 | 189 | 65 | 79 | 22 | 19 | 50 | 50 | 44 | 59 | 89 | 89 | 34 | 69 | 5 | 2 | 17 |
| 79 | 91 | 69 | 107 | 8 | 8 | 9 | 24 | 27 | 40 | 61 | 123 | 14 | 27 | 14 | - | 18 |
| 15 | 12 | 29 | 37 | 6 | 6 | 13 | 10 | 14 | 12 | 15 | 19 | 16 | 14 | - | - | 19 |
| 95 | 100 | 205 | 224 | 20 | 19 | 24 | 24 | 91 | 94 | 84 | 82 | 68 | 77 | 1 | - | 20 |
| 24 | 26 | 126 | 136 | 20 | 17 | 11 | 11 | 65 | 68 | 35 | 38 | 50 | 51 | - | - | 21 |
| 151 | 186 | 66 | 125 | 83 | 73 | 49 | 45 | 45 | 93 | 112 | 134 | 47 | 125 | 18 | 1 | 22 |
| 85 | 108 | 67 | 73 | 17 | 11 | 24 | 22 | 31 | 62 | 116 | 128 | 36 | 76 | 8 | - | 23 |
| 91 | 104 | 85 | 101 | 40 | 27 | 52 | 63 | 46 | 75 | 264 | 326 | 17 | 39 | 7 | 1 | 24 |
| 66 | 89 | 85 | 90 | 16 | 14 | 42 | 35 | 36 | 44 | 273 | 351 | 16 | 29 | 6 | - | 25 |
| 74 | 64 | 79 | 84 | 19 | 9 | 45 | 41 | 37 | 53 | 321 | 350 | 15 | 24 | 1 | - | 26 |
| 24 | 26 | 25 | 26 | 20 | 22 | 15 | 18 | 10 | 8 | 110 | 144 | 20 | 29 | - | - | 27 |
| 61 | 107 | 38 | 63 | 33 | 31 | 15 | 33 | 17 | 58 | 49 | 93 | 24 | 62 | 7 | - | 28 |
| 57 | 91 | 63 | 63 | 35 | 31 | 33 | 23 | 36 | 47 | 69 | 75 | 26 | 33 | 6 | - | 29 |
| 46 | 130 | 26 | 61 | 87 | 94 | 21 | 24 | 10 | 77 | 56 | 90 | 3 | 92 | 9 | - | 30 |
| 58 | 64 | 24 | 40 | 15 | 19 | 11 | 8 | 87 | 64 | 29 | 48 | 127 | 148 | - | - | 31 |
| 118 | 136 | 39 | 32 | 11 | 17 | 18 | 19 | 70 | 63 | 49 | 38 | 134 | 167 | 1 | - | 32 |
| 27 | 43 | 16 | 27 | 14 | 15 | 2 | 4 | 3 | 8 | 16 | 17 | 16 | 18 | - | - | 33 |
| 37 | 90 | 66 | 137 | 190 | 195 | 24 | 48 | 2 | 70 | 74 | 161 | 3 | 110 | 2 | - | 34 |
| 18 | 23 | 27 | 27 | 14 | 12 | 3 | 6 | 18 | 19 | 25 | 29 | 7 | 11 | 2 | 1 | 35 |
| 25 | 29 | 22 | 44 | 10 | 6 | 21 | 12 | 23 | 24 | 63 | 64 | 22 | 33 | 1 | - | 36 |
| 29 | 44 | 48 | 48 | 8 | 6 | 15 | 21 | 23 | 28 | 54 | 62 | 10 | 17 | 1 | - | 37 |
| 163 | 147 | 43 | 47 | 51 | 41 | 32 | 26 | 39 | 67 | 96 | 84 | 36 | 89 | 28 | - | 38 |
| 228 | 364 | 65 | 159 | 93 | 72 | 49 | 78 | 70 | 137 | 172 | 209 | 69 | 190 | 25 | 1 | 39 |
| 63 | 171 | 57 | 90 | 56 | 60 | 44 | 56 | 22 | 61 | 87 | 161 | 21 | 74 | - | - | 40 |
| 82 | 103 | 60 | 94 | 42 | 38 | 27 | 31 | 36 | 65 | 108 | 135 | 22 | 86 | 9 | - | 41 |
| 50 | 57 | 21 | 47 | 16 | 4 | 21 | 25 | 43 | 45 | 69 | 92 | 29 | 50 | 5 | - | 42 |
| 50 | 53 | 59 | 77 | 17 | 14 | 38 | 42 | 19 | 28 | 114 | 161 | 12 | 25 | 1 | - | 43 |
| 35 | 52 | 38 | 74 | 21 | 19 | 23 | 48 | 14 | 35 | 95 | 124 | 8 | 23 | - | - | 44 |
| 29 | 51 | 44 | 75 | 34 | 26 | 40 | 48 | 13 | 32 | 95 | 122 | 5 | 23 | 3 | 1 | 45 |
| 31 | 54 | 40 | 50 | 18 | 11 | 23 | 25 | 17 | 30 | 112 | 130 | 6 | 14 | - | - | 46 |
| 35 | 35 | 32 | 54 | 45 | 43 | 34 | 36 | 13 | 29 | 50 | 60 | 5 | 33 | - | - | 47 |
| 16 | 22 | 26 | 16 | 3 | 2 | 11 | 7 | 9 | 16 | 71 | 86 | 13 | 14 | - | - | 48 |
| 61 | 53 | 30 | 50 | 7 | 4 | 12 | 16 | 23 | 12 | 66 | 65 | 31 | 12 | 4 | - | 49 |

(1) Comprend origine raciale "autre" et "non donnée".

Table 4.- Population by religious denomination and sex, for the social areas of Vancouver and Winnipeg, 1941 Census

| No. | Social area Région sociale | (1) Total | | Anglican Anglicane | | Baptist Baptiste | | Confucian and Buddhist Confucéenne et Bouddhiste | | Greek Orthodox Grecque Orthodoxe | |
|-----|------------------------------------|--------------|---------|-----------------------|--------|---------------------|-------|---|-------|---|-------|
| | | M. | F. | M. | F. | M. | F. | M. | F. | M. | F. |
| 1 | Vancouver | 139,580 | 135,773 | 42,387 | 42,560 | 5,973 | 6,890 | 7,894 | 2,806 | 1,045 | 738 |
| 2 | Social area - Région sociale No. 1 | 11,532 | 14,199 | 4,688 | 5,715 | 315 | 433 | 104 | 48 | 61 | 46 |
| 3 | " " 2 | 12,368 | 5,700 | 2,629 | 1,384 | 277 | 202 | 2,285 | 307 | 228 | 89 |
| 4 | " " 3 | 13,491 | 8,319 | 2,087 | 1,454 | 368 | 347 | 3,643 | 1,381 | 264 | 168 |
| 5 | " " 4 | 6,340 | 6,148 | 1,909 | 1,870 | 228 | 261 | 118 | 67 | 46 | 40 |
| 6 | " " 5 | 6,343 | 6,224 | 1,945 | 1,788 | 315 | 349 | 17 | 5 | 29 | 36 |
| 7 | " " 6 | 4,776 | 5,270 | 1,654 | 1,835 | 258 | 247 | 21 | 10 | 20 | 16 |
| 8 | " " 7 | 5,831 | 6,327 | 2,094 | 2,172 | 298 | 309 | 14 | 17 | 45 | 37 |
| 9 | " " 8 | 9,118 | 10,109 | 3,194 | 3,466 | 350 | 451 | 381 | 290 | 57 | 61 |
| 10 | " " 9 | 9,185 | 10,914 | 2,299 | 2,733 | 367 | 498 | 593 | 426 | 53 | 55 |
| 11 | " " 10 | 7,514 | 7,638 | 2,089 | 2,008 | 356 | 407 | 60 | 43 | 65 | 48 |
| 12 | " " 11 | 7,825 | 8,671 | 2,853 | 3,031 | 352 | 385 | 21 | 14 | 29 | 18 |
| 13 | " " 12 | 2,976 | 3,748 | 1,170 | 1,360 | 102 | 156 | 51 | 15 | 3 | 12 |
| 14 | " " 13 | 3,161 | 3,762 | 1,056 | 1,154 | 118 | 161 | 41 | 20 | 6 | 9 |
| 15 | " " 14 | 6,396 | 6,357 | 1,922 | 1,850 | 317 | 400 | 106 | 29 | 16 | 14 |
| 16 | " " 15 | 8,984 | 9,110 | 2,944 | 2,945 | 505 | 563 | 20 | 4 | 47 | 38 |
| 17 | " " 16 | 6,586 | 6,247 | 2,200 | 2,138 | 339 | 349 | 24 | 1 | 10 | 9 |
| 18 | " " 17 | 5,229 | 5,854 | 1,865 | 2,066 | 249 | 302 | 91 | 37 | 12 | 11 |
| 19 | " " 18 | 6,591 | 6,396 | 2,007 | 1,961 | 489 | 502 | 222 | 88 | 14 | 12 |
| 20 | " " 19 | 5,334 | 4,780 | 1,782 | 1,630 | 390 | 388 | 82 | 4 | 40 | 29 |
| 21 | Winnipeg | 108,787 | 113,173 | 23,605 | 23,800 | 2,299 | 2,558 | 527 | 18 | 2,380 | 2,235 |
| 22 | Social area - Région sociale No. 1 | 1,416 | 1,349 | 233 | 211 | 22 | 21 | - | - | 72 | 73 |
| 23 | " " 2 | 1,144 | 1,045 | 213 | 183 | 26 | 26 | 2 | - | 37 | 31 |
| 24 | " " 3 | 1,855 | 1,787 | 452 | 457 | 47 | 52 | - | - | 38 | 38 |
| 25 | " " 4 | 1,510 | 1,629 | 322 | 348 | 44 | 48 | - | - | 8 | 9 |
| 26 | " " 5 | 1,089 | 910 | 38 | 26 | 31 | 23 | 5 | 1 | 392 | 329 |
| 27 | " " 6 | 2,333 | 2,215 | 76 | 72 | 17 | 8 | 10 | - | 281 | 250 |
| 28 | " " 7 | 1,265 | 1,359 | 245 | 265 | 20 | 29 | - | - | 17 | 29 |
| 29 | " " 8 | 1,105 | 1,154 | 325 | 317 | 44 | 44 | - | - | 4 | 7 |
| 30 | " " 9 | 914 | 1,026 | 257 | 288 | 34 | 46 | - | - | 1 | 3 |
| 31 | " " 10 | 1,650 | 1,765 | 273 | 256 | 26 | 29 | - | - | 5 | 14 |
| 32 | " " 11 | 2,427 | 2,559 | 137 | 98 | 27 | 24 | 1 | - | 30 | 27 |
| 33 | " " 12 | 2,430 | 2,507 | 67 | 44 | 16 | 18 | 6 | - | 106 | 89 |
| 34 | " " 13 | 1,609 | 1,294 | 43 | 36 | 9 | 6 | 4 | - | 176 | 132 |
| 35 | " " 14 | 1,029 | 1,006 | 202 | 211 | 17 | 15 | - | - | 16 | 18 |
| 36 | " " 15 | 1,194 | 1,198 | 37 | 28 | 6 | 8 | - | - | 39 | 48 |
| 37 | " " 16 | 2,244 | 2,201 | 57 | 45 | 5 | 3 | - | - | 71 | 71 |
| 38 | " " 17 | 2,017 | 1,996 | 35 | 27 | 13 | 15 | 1 | - | 110 | 99 |
| 39 | " " 18 | 1,972 | 1,939 | 221 | 221 | 49 | 43 | 1 | 1 | 56 | 54 |

For footnotes, see page 14.

Tableau 4.- Population selon la religion et le sexe, régions sociales de Vancouver et Winnipeg, recensement de 1941

| Jewish Juive | | Lutheran Luthérienne | | Mennonite | | Pentecostal Pentecostale | | Presbyterian Presbytérienne | | Roman Catholic Catholique Romaine (2) | | United Church of Canada - Eglise Unie du Canada | | No. |
|-----------------|-------|-------------------------|-------|-----------|-----|-----------------------------|-----|--------------------------------|--------|--|--------|---|--------|-----|
| M. | F. | M. | F. | M. | F. | M. | F. | M. | F. | M. | F. | M. | F. | |
| 1,413 | 1,329 | 5,752 | 4,399 | 220 | 339 | 609 | 717 | 20,729 | 18,908 | 15,270 | 14,793 | 32,667 | 36,579 | 1 |
| 141 | 132 | 467 | 480 | 8 | 14 | 21 | 29 | 1,819 | 1,943 | 1,254 | 1,763 | 2,255 | 3,107 | 2 |
| 81 | 35 | 1,139 | 378 | 9 | 8 | 30 | 20 | 2,016 | 896 | 2,077 | 1,280 | 1,263 | 910 | 3 |
| 122 | 116 | 809 | 389 | 11 | 5 | 37 | 25 | 1,553 | 1,009 | 2,722 | 1,917 | 1,386 | 1,215 | 4 |
| 27 | 23 | 372 | 301 | 1 | 1 | 39 | 25 | 1,032 | 997 | 968 | 899 | 1,431 | 1,501 | 5 |
| 20 | 15 | 381 | 357 | 1 | 4 | 23 | 34 | 1,161 | 1,016 | 675 | 664 | 1,564 | 1,713 | 6 |
| 35 | 29 | 66 | 66 | - | 3 | 6 | 15 | 728 | 696 | 440 | 504 | 1,359 | 1,620 | 7 |
| 147 | 148 | 86 | 80 | - | 2 | 21 | 39 | 791 | 851 | 484 | 563 | 1,631 | 1,848 | 8 |
| 136 | 143 | 183 | 178 | 9 | 16 | 44 | 61 | 1,211 | 1,188 | 891 | 1,065 | 2,267 | 2,759 | 9 |
| 237 | 237 | 317 | 310 | 9 | 17 | 76 | 91 | 1,375 | 1,479 | 1,111 | 1,279 | 2,299 | 3,227 | 10 |
| 43 | 37 | 287 | 270 | 2 | 4 | 63 | 91 | 1,616 | 1,581 | 785 | 761 | 1,810 | 1,987 | 11 |
| 59 | 56 | 84 | 103 | 1 | 7 | 23 | 32 | 997 | 1,022 | 549 | 665 | 2,557 | 2,978 | 12 |
| 39 | 43 | 25 | 84 | - | 17 | 1 | 8 | 303 | 359 | 179 | 273 | 967 | 1,246 | 13 |
| 115 | 111 | 40 | 78 | - | 16 | 4 | 12 | 508 | 564 | 215 | 323 | 887 | 1,067 | 14 |
| 43 | 44 | 236 | 213 | 14 | 13 | 36 | 44 | 1,091 | 1,010 | 537 | 504 | 1,797 | 1,898 | 15 |
| 17 | 17 | 388 | 355 | 20 | 29 | 53 | 69 | 1,451 | 1,383 | 732 | 722 | 2,322 | 2,453 | 16 |
| 13 | 10 | 236 | 189 | 2 | 2 | 46 | 35 | 1,163 | 1,068 | 577 | 547 | 1,649 | 1,618 | 17 |
| 82 | 72 | 39 | 62 | 4 | 23 | 4 | 8 | 439 | 476 | 246 | 341 | 1,989 | 2,231 | 18 |
| 52 | 58 | 262 | 219 | 74 | 90 | 55 | 51 | 790 | 774 | 400 | 379 | 1,934 | 1,968 | 19 |
| 4 | 3 | 333 | 287 | 55 | 68 | 27 | 28 | 685 | 596 | 428 | 344 | 1,300 | 1,233 | 20 |
| 8,338 | 8,579 | 7,087 | 7,347 | 591 | 694 | 770 | 907 | 9,406 | 8,525 | 24,076 | 24,696 | 26,375 | 30,542 | 21 |
| 11 | 12 | 321 | 341 | - | 4 | 15 | 7 | 192 | 169 | 291 | 279 | 235 | 211 | 22 |
| 20 | 15 | 204 | 185 | 13 | 27 | 25 | 21 | 146 | 146 | 277 | 230 | 158 | 159 | 23 |
| 24 | 16 | 157 | 141 | 9 | 7 | 3 | 7 | 243 | 263 | 216 | 207 | 625 | 567 | 24 |
| 76 | 74 | 83 | 98 | 17 | 18 | 6 | 5 | 191 | 195 | 147 | 170 | 576 | 626 | 25 |
| 50 | 48 | 35 | 24 | 8 | 5 | - | 1 | 12 | 12 | 441 | 381 | 63 | 51 | 26 |
| 371 | 398 | 28 | 24 | - | - | 7 | 9 | 23 | 18 | 1,385 | 1,274 | 103 | 142 | 27 |
| 555 | 513 | 38 | 38 | 6 | 6 | 1 | - | 73 | 69 | 52 | 123 | 229 | 253 | 28 |
| 159 | 150 | 36 | 44 | - | - | 7 | 8 | 191 | 194 | 74 | 94 | 241 | 282 | 29 |
| 153 | 178 | 37 | 35 | - | - | 3 | 2 | 94 | 89 | 65 | 74 | 213 | 264 | 30 |
| 655 | 724 | 94 | 106 | 8 | 12 | 14 | 4 | 100 | 91 | 200 | 246 | 223 | 238 | 31 |
| 1,386 | 1,506 | 88 | 97 | 8 | 12 | 4 | 5 | 61 | 50 | 505 | 550 | 148 | 164 | 32 |
| 1,340 | 1,487 | 41 | 24 | 5 | 8 | - | - | 21 | 16 | 685 | 695 | 101 | 106 | 33 |
| 452 | 448 | 44 | 41 | 1 | 1 | 18 | 12 | 24 | 13 | 801 | 578 | 17 | 11 | 34 |
| 55 | 62 | 128 | 137 | 4 | 9 | 2 | 1 | 83 | 73 | 199 | 205 | 291 | 254 | 35 |
| 256 | 249 | 272 | 294 | 15 | 15 | 5 | 4 | 43 | 33 | 457 | 460 | 55 | 49 | 36 |
| 901 | 966 | 60 | 82 | 8 | 4 | 6 | 1 | 39 | 28 | 1,005 | 921 | 65 | 57 | 37 |
| 461 | 489 | 95 | 83 | - | - | 1 | - | 19 | 15 | 1,146 | 1,156 | 88 | 80 | 38 |
| 68 | 67 | 515 | 515 | 18 | 24 | 2 | 1 | 105 | 103 | 656 | 632 | 241 | 235 | 39 |

Pour renvois, voir page 15.

Table 4.- Population by religious denomination and sex, for the social areas of Vancouver and
and Winnipeg, 1941 Census - (Con.)

| No. | Social area - Région sociale | (1) Total | | Anglican - Anglicane | | Baptist - Baptiste | | Confucian and Buddhist - Confucésenne et Bouddhiste | | Greek Orthodox - Grecque Orthodoxe | |
|-----------------------|-------------------------------------|--------------|-------|----------------------------|-------|--------------------------|-----|---|----|--|-----|
| | | M. | F. | M. | F. | M. | F. | M. | F. | M. | F. |
| Winnipeg - (Con.-fin) | | | | | | | | | | | |
| 1 | Social area - Région sociale No. 19 | 2,231 | 2,116 | 123 | 109 | 9 | 11 | - | - | 148 | 127 |
| 2 | " " " 20 | 1,415 | 1,340 | 37 | 21 | 9 | 5 | - | - | 86 | 78 |
| 3 | " " " 21 | 2,179 | 2,047 | 96 | 65 | 6 | 11 | - | - | 116 | 129 |
| 4 | " " " 22 | 700 | 646 | 114 | 115 | 5 | 3 | - | - | 44 | 36 |
| 5 | " " " 23 | 2,328 | 1,093 | 326 | 100 | 34 | 11 | 111 | - | 189 | 119 |
| 6 | " " " 24 | 2,634 | 1,745 | 620 | 362 | 58 | 35 | 45 | - | 17 | 12 |
| 7 | " " " 25 | 2,182 | 1,346 | 303 | 173 | 57 | 48 | 210 | - | 41 | 29 |
| 8 | " " " 26 | 1,492 | 1,337 | 264 | 189 | 42 | 59 | 11 | 8 | 9 | 11 |
| 9 | " " " 27 | 1,314 | 1,318 | 225 | 215 | 41 | 45 | 7 | 2 | 8 | 15 |
| 10 | " " " 28 | 1,263 | 1,550 | 306 | 320 | 38 | 53 | 6 | - | 1 | 3 |
| 11 | " " " 29 | 895 | 901 | 317 | 336 | 20 | 19 | - | - | - | - |
| 12 | " " " 30 | 1,785 | 1,687 | 345 | 344 | 54 | 50 | 1 | - | 29 | 28 |
| 13 | " " " 31 | 1,634 | 1,559 | 591 | 554 | 53 | 53 | - | - | 4 | 2 |
| 14 | " " " 32 | 2,379 | 2,585 | 603 | 545 | 48 | 68 | 14 | - | 22 | 41 |
| 15 | " " " 33 | 1,743 | 1,914 | 398 | 424 | 54 | 57 | 4 | 1 | 11 | 24 |
| 16 | " " " 34 | 2,798 | 3,108 | 781 | 793 | 92 | 88 | 6 | 1 | 6 | 15 |
| 17 | " " " 35 | 2,713 | 2,859 | 792 | 771 | 67 | 78 | 4 | 2 | 5 | 2 |
| 18 | " " " 36 | 3,205 | 3,288 | 798 | 787 | 85 | 85 | 1 | - | 6 | 6 |
| 19 | " " " 37 | 1,410 | 1,500 | 404 | 417 | 31 | 30 | - | - | 11 | 11 |
| 20 | " " " 38 | 2,088 | 2,657 | 709 | 812 | 47 | 76 | 5 | 2 | 6 | 10 |
| 21 | " " " 39 | 2,178 | 2,413 | 691 | 747 | 53 | 63 | 6 | - | 7 | 5 |
| 22 | " " " 40 | 2,294 | 3,147 | 790 | 986 | 60 | 88 | 7 | - | - | 13 |
| 23 | " " " 41 | 1,732 | 1,808 | 483 | 523 | 33 | 35 | - | - | 20 | 13 |
| 24 | " " " 42 | 1,549 | 1,700 | 365 | 409 | 23 | 24 | 1 | - | 37 | 32 |
| 25 | " " " 43 | 603 | 656 | 223 | 213 | 6 | 9 | - | - | 3 | 9 |
| 26 | " " " 44 | 3,443 | 4,214 | 1,007 | 1,103 | 75 | 95 | 2 | - | - | 22 |
| 27 | " " " 45 | 1,117 | 1,098 | 427 | 390 | 11 | 13 | 1 | - | 1 | 1 |
| 28 | " " " 46 | 1,574 | 1,672 | 511 | 538 | 27 | 41 | - | - | 9 | 5 |
| 29 | " " " 47 | 2,062 | 2,046 | 759 | 751 | 33 | 29 | - | - | - | 2 |
| 30 | " " " 48 | 1,784 | 1,539 | 451 | 369 | 35 | 23 | 24 | - | 9 | 8 |
| 31 | " " " 49 | 3,819 | 4,469 | 1,011 | 1,095 | 86 | 92 | 21 | - | 29 | 33 |
| 32 | " " " 50 | 2,483 | 3,853 | 660 | 867 | 46 | 83 | - | - | 10 | 16 |
| 33 | " " " 51 | 2,115 | 2,771 | 613 | 683 | 45 | 65 | 4 | - | 5 | 14 |
| 34 | " " " 52 | 1,227 | 1,359 | 339 | 381 | 32 | 31 | 3 | - | 2 | 4 |
| 35 | " " " 53 | 2,205 | 2,407 | 787 | 803 | 70 | 102 | - | - | 8 | 8 |
| 36 | " " " 54 | 1,784 | 2,474 | 418 | 601 | 56 | 107 | - | - | - | 3 |
| 37 | " " " 55 | 2,227 | 2,777 | 595 | 730 | 80 | 97 | - | - | 7 | 14 |
| 38 | " " " 56 | 2,094 | 2,185 | 656 | 639 | 85 | 83 | - | - | 2 | 4 |
| 39 | " " " 57 | 1,855 | 2,120 | 521 | 585 | 62 | 60 | - | - | 11 | 10 |
| 40 | " " " 58 | 1,051 | 1,086 | 277 | 270 | 37 | 39 | - | - | 1 | - |
| 41 | " " " 59 | 2,000 | 1,844 | 626 | 532 | 41 | 36 | 3 | - | 1 | - |

(1) Includes religious denomination "other" and "not stated".

(2) Includes Greek Catholic.

Tableau 4.- Population selon la religion et le sexe, régions sociales de Vancouver et Winnipeg, recensement de 1941 - (fin)

| Jewish - Juive | | Lutheran - Luthérienne | | Mennonite | | Pentecostal - Pentecostale | | Presbyterian - Presbytérienne | | Roman Catholic - Catholique Romaine (2) | | United Church of Canada - Eglise Unie du Canada | | No. |
|----------------------|-----|------------------------------|-----|-----------|----|----------------------------------|----|-------------------------------------|-----|--|-------|---|-------|-----|
| M. | F. | M. | F. | M. | F. | M. | F. | M. | F. | M. | F. | M. | F. | |
| 21 | 19 | 235 | 203 | 9 | 12 | 8 | 7 | 80 | 68 | 1,450 | 1,399 | 92 | 105 | 1 |
| 92 | 92 | 137 | 121 | 1 | - | - | - | 19 | 27 | 943 | 907 | 59 | 49 | 2 |
| 29 | 24 | 108 | 108 | 4 | 5 | 4 | 3 | 46 | 34 | 1,621 | 1,544 | 71 | 61 | 3 |
| 1 | 2 | 40 | 38 | - | - | 1 | 2 | 26 | 18 | 380 | 357 | 35 | 41 | 4 |
| 54 | 25 | 200 | 73 | 34 | 26 | 3 | 5 | 226 | 51 | 890 | 550 | 201 | 117 | 5 |
| 43 | 32 | 248 | 155 | 64 | 67 | 34 | 35 | 399 | 194 | 698 | 537 | 342 | 273 | 6 |
| 24 | 13 | 317 | 192 | 40 | 14 | 23 | 27 | 162 | 61 | 667 | 531 | 298 | 228 | 7 |
| 21 | 19 | 208 | 167 | 70 | 69 | 22 | 29 | 178 | 132 | 403 | 370 | 222 | 242 | 8 |
| 20 | 18 | 123 | 127 | 69 | 76 | 30 | 36 | 145 | 119 | 338 | 364 | 269 | 276 | 9 |
| 8 | 8 | 90 | 137 | 7 | 13 | 18 | 21 | 101 | 110 | 218 | 225 | 425 | 618 | 10 |
| 6 | 6 | 30 | 33 | 10 | 8 | 2 | 4 | 150 | 129 | 72 | 63 | 260 | 267 | 11 |
| 17 | 15 | 256 | 261 | 36 | 33 | 33 | 32 | 110 | 64 | 314 | 297 | 524 | 488 | 12 |
| 19 | 17 | 103 | 98 | 5 | 7 | 23 | 19 | 251 | 231 | 232 | 227 | 314 | 308 | 13 |
| 75 | 71 | 161 | 188 | 7 | 4 | 45 | 60 | 272 | 239 | 439 | 504 | 650 | 815 | 14 |
| 16 | 7 | 138 | 140 | 10 | 8 | 36 | 51 | 175 | 120 | 298 | 359 | 543 | 668 | 15 |
| 39 | 27 | 281 | 332 | 14 | 24 | 38 | 51 | 237 | 221 | 314 | 585 | 895 | 1,068 | 16 |
| 16 | 14 | 306 | 371 | 8 | 7 | 29 | 35 | 313 | 310 | 278 | 309 | 786 | 855 | 17 |
| 15 | 8 | 278 | 304 | 6 | 12 | 54 | 58 | 389 | 352 | 369 | 378 | 1,012 | 1,050 | 18 |
| 20 | 22 | 101 | 146 | - | - | 14 | 20 | 183 | 168 | 117 | 115 | 444 | 479 | 19 |
| 33 | 31 | 39 | 77 | 5 | 11 | 8 | 10 | 196 | 239 | 235 | 322 | 731 | 974 | 20 |
| 35 | 28 | 68 | 62 | 6 | 5 | 12 | 15 | 194 | 205 | 326 | 336 | 698 | 854 | 21 |
| 89 | 83 | 35 | 91 | 4 | 27 | 2 | 11 | 159 | 206 | 325 | 603 | 754 | 970 | 22 |
| 15 | 19 | 17 | 21 | - | - | 6 | 4 | 168 | 128 | 426 | 446 | 532 | 592 | 23 |
| 11 | 17 | 37 | 29 | - | 1 | 4 | 9 | 74 | 76 | 536 | 572 | 425 | 482 | 24 |
| 14 | 14 | 15 | 21 | - | 1 | 5 | 4 | 64 | 58 | 94 | 94 | 169 | 218 | 25 |
| 186 | 195 | 52 | 125 | - | 37 | 6 | 14 | 280 | 263 | 191 | 417 | 1,538 | 1,804 | 26 |
| 14 | 12 | 29 | 29 | - | - | 3 | 9 | 131 | 148 | 146 | 142 | 326 | 328 | 27 |
| 10 | 6 | 43 | 46 | - | 3 | 11 | 10 | 177 | 167 | 131 | 158 | 605 | 663 | 28 |
| 5 | 6 | 44 | 30 | - | - | 6 | 6 | 235 | 226 | 134 | 139 | 795 | 820 | 29 |
| 51 | 41 | 92 | 88 | 4 | 5 | 21 | 26 | 283 | 178 | 397 | 418 | 385 | 361 | 30 |
| 89 | 70 | 169 | 193 | 16 | 14 | 19 | 31 | 474 | 422 | 784 | 1,103 | 996 | 1,300 | 31 |
| 56 | 60 | 84 | 135 | 11 | 11 | 6 | 15 | 242 | 298 | 291 | 555 | 980 | 1,684 | 32 |
| 41 | 36 | 105 | 157 | 5 | 10 | 31 | 48 | 260 | 292 | 254 | 384 | 663 | 996 | 33 |
| 15 | 4 | 83 | 94 | 1 | 2 | 11 | 17 | 137 | 129 | 174 | 193 | 390 | 466 | 34 |
| 17 | 13 | 123 | 154 | 7 | 4 | 29 | 26 | 214 | 202 | 172 | 186 | 665 | 787 | 35 |
| 21 | 19 | 81 | 103 | 5 | 7 | 7 | 12 | 135 | 183 | 160 | 221 | 827 | 1,121 | 36 |
| 34 | 25 | 59 | 93 | 1 | 5 | 3 | 6 | 272 | 283 | 136 | 222 | 949 | 1,193 | 37 |
| 18 | 11 | 110 | 126 | 6 | 2 | 11 | 10 | 233 | 240 | 149 | 192 | 698 | 770 | 38 |
| 45 | 42 | 49 | 66 | 5 | 6 | 14 | 16 | 112 | 91 | 88 | 112 | 875 | 1,052 | 39 |
| 3 | 2 | 68 | 62 | 1 | 2 | 9 | 14 | 94 | 113 | 83 | 80 | 426 | 457 | 40 |
| 7 | 4 | 49 | 42 | - | 4 | 12 | 11 | 150 | 153 | 201 | 125 | 834 | 853 | 41 |

(1) Comprend religion "autre" et "non donnée".
(2) Comprend Catholique Grecque.

Table 5.- Population by birthplace and sex, for the social areas of Vancouver, 1941 Census

| No. | Social area - Région sociale | (1) Total | | Canada | | | | | | | |
|-----|------------------------------------|--------------|---------|--------------|--------|--|-------|-----------------------|-------|---------|--------|
| | | | | (2) Total | | Maritime Provinces - Provinces Maritimes | | Quebec - Québec | | Ontario | |
| | | M. | F. | M. | F. | M. | F. | M. | F. | M. | F. |
| 1 | Vancouver | 139,580 | 135,773 | 81,038 | 86,056 | 3,833 | 3,583 | 2,002 | 1,817 | 11,439 | 11,481 |
| 2 | Social area - Région sociale No. 1 | 11,532 | 14,199 | 6,396 | 8,416 | 385 | 437 | 233 | 274 | 1,268 | 1,572 |
| 3 | " " " 2 | 12,368 | 5,700 | 4,929 | 3,467 | 472 | 148 | 268 | 76 | 1,148 | 429 |
| 4 | " " " 3 | 13,491 | 8,319 | 5,887 | 5,193 | 265 | 109 | 172 | 85 | 629 | 282 |
| 5 | " " " 4 | 6,340 | 6,148 | 3,721 | 3,801 | 151 | 127 | 67 | 56 | 298 | 334 |
| 6 | " " " 5 | 6,343 | 6,224 | 3,857 | 3,875 | 143 | 125 | 58 | 39 | 384 | 334 |
| 7 | " " " 6 | 4,776 | 5,270 | 3,093 | 3,415 | 171 | 176 | 62 | 80 | 529 | 578 |
| 8 | " " " 7 | 5,831 | 6,327 | 3,740 | 4,069 | 154 | 181 | 92 | 99 | 565 | 593 |
| 9 | " " " 8 | 9,118 | 10,109 | 5,817 | 6,473 | 247 | 330 | 132 | 142 | 867 | 1,053 |
| 10 | " " " 9 | 9,185 | 10,914 | 5,723 | 7,347 | 283 | 376 | 166 | 193 | 867 | 1,279 |
| 11 | " " " 10 | 7,514 | 7,638 | 4,794 | 4,849 | 200 | 210 | 78 | 86 | 559 | 528 |
| 12 | " " " 11 | 7,825 | 8,571 | 5,040 | 5,841 | 221 | 244 | 127 | 135 | 765 | 948 |
| 13 | " " " 12 | 2,976 | 3,748 | 2,029 | 2,611 | 133 | 175 | 76 | 91 | 442 | 441 |
| 14 | " " " 13 | 3,161 | 3,762 | 1,994 | 2,481 | 114 | 142 | 61 | 75 | 384 | 420 |
| 15 | " " " 14 | 6,396 | 6,357 | 3,956 | 3,986 | 140 | 133 | 58 | 55 | 464 | 436 |
| 16 | " " " 15 | 8,984 | 9,110 | 5,379 | 5,477 | 190 | 156 | 78 | 56 | 546 | 481 |
| 17 | " " " 16 | 6,586 | 6,247 | 4,031 | 3,893 | 156 | 113 | 68 | 46 | 376 | 358 |
| 18 | " " " 17 | 5,229 | 5,854 | 3,515 | 3,994 | 155 | 195 | 76 | 128 | 628 | 714 |
| 19 | " " " 18 | 6,591 | 6,396 | 4,006 | 4,086 | 161 | 150 | 72 | 59 | 443 | 481 |
| 20 | " " " 19 | 5,334 | 4,780 | 3,131 | 2,782 | 92 | 56 | 58 | 42 | 277 | 220 |

Table 5a.- Population by birthplace and sex, for the social areas of Winnipeg, 1941 Census

| No. | Social area - Région sociale | (1) Total | | Canada | | | | | | | |
|-----|------------------------------------|--------------|---------|--------------|--------|--|-------|-----------------------|-------|---------|-------|
| | | | | (2) Total | | Maritime Provinces - Provinces Maritimes | | Quebec - Québec | | Ontario | |
| | | M. | F. | M. | F. | M. | F. | M. | F. | M. | F. |
| 21 | Winnipeg. | 108,787 | 113,173 | 67,972 | 76,465 | 1,342 | 1,167 | 1,328 | 1,212 | 7,951 | 8,464 |
| 22 | Social area - Région sociale No. 1 | 1,416 | 1,349 | 897 | 887 | 6 | 3 | 2 | 2 | 28 | 21 |
| 23 | " " " 2 | 1,144 | 1,045 | 751 | 666 | 8 | 4 | 7 | 4 | 50 | 41 |
| 24 | " " " 3 | 1,855 | 1,787 | 1,144 | 1,101 | 18 | 10 | 3 | 3 | 76 | 66 |
| 25 | " " " 4 | 1,510 | 1,629 | 988 | 1,079 | 12 | 8 | 19 | 11 | 112 | 101 |
| 26 | " " " 5 | 1,089 | 910 | 559 | 579 | 2 | 1 | 5 | 8 | 15 | 8 |
| 27 | " " " 6 | 2,333 | 2,215 | 1,090 | 1,221 | 2 | 6 | 8 | 8 | 28 | 28 |
| 28 | " " " 7 | 1,265 | 1,359 | 773 | 889 | 11 | 5 | 9 | 15 | 74 | 93 |
| 29 | " " " 8 | 1,105 | 1,154 | 698 | 760 | 6 | 8 | 8 | 14 | 61 | 69 |
| 30 | " " " 9 | 914 | 1,026 | 524 | 643 | 4 | 5 | 7 | 7 | 48 | 70 |
| 31 | " " " 10 | 1,650 | 1,765 | 940 | 1,046 | 10 | 11 | 13 | 16 | 50 | 58 |

For footnotes, see Page 18.

Tableau 5.- Population selon le lieu de naissance et le sexe, régions sociales de Vancouver, recensement de 1941

| Prairie Provinces - Provinces des Prairies | | British Columbia - Colombie Britannique | | (3) British Isles - (3) Iles Britanniques | | United States - Etats-Unis | | Europe | | China - Chine | | Japan - Japon | | No. |
|--|--------|---|--------|--|--------|----------------------------------|-------|--------|-------|---------------------|-----|---------------------|-------|-----|
| M. | F. | M. | F. | M. | F. | M. | F. | M. | F. | M. | F. | M. | F. | |
| 17,962 | 21,991 | 45,659 | 47,098 | 35,717 | 33,961 | 4,538 | 6,295 | 9,598 | 6,244 | 5,054 | 373 | 1,917 | 1,414 | 1 |
| 2,183 | 3,211 | 2,320 | 2,912 | 3,724 | 4,130 | 464 | 857 | 660 | 510 | 72 | 35 | 34 | 42 | 2 |
| 1,403 | 1,387 | 1,631 | 1,424 | 2,846 | 1,144 | 468 | 418 | 1,833 | 466 | 2,016 | 60 | 157 | 95 | 3 |
| 931 | 949 | 3,886 | 3,767 | 1,946 | 997 | 325 | 298 | 2,101 | 1,009 | 2,191 | 127 | 912 | 631 | 4 |
| 599 | 711 | 2,603 | 2,571 | 1,680 | 1,571 | 178 | 248 | 566 | 396 | 24 | 9 | 110 | 83 | 5 |
| 705 | 792 | 2,560 | 2,584 | 1,736 | 1,658 | 188 | 245 | 467 | 390 | 3 | 4 | 13 | 10 | 6 |
| 583 | 772 | 1,741 | 1,802 | 1,307 | 1,391 | 158 | 260 | 110 | 114 | 21 | 14 | 15 | 11 | 7 |
| 812 | 1,001 | 2,093 | 2,192 | 1,582 | 1,679 | 191 | 296 | 206 | 192 | 19 | 9 | 23 | 22 | 8 |
| 1,426 | 1,799 | 3,129 | 3,142 | 2,308 | 2,544 | 281 | 487 | 316 | 297 | 52 | 21 | 184 | 158 | 9 |
| 1,441 | 1,986 | 2,953 | 3,506 | 2,031 | 2,229 | 326 | 504 | 587 | 485 | 98 | 21 | 288 | 213 | 10 |
| 1,130 | 1,129 | 2,817 | 2,891 | 1,916 | 2,039 | 242 | 335 | 399 | 306 | 36 | 15 | 34 | 21 | 11 |
| 896 | 1,250 | 3,023 | 3,257 | 2,176 | 2,117 | 271 | 406 | 176 | 166 | 24 | 9 | 19 | 14 | 12 |
| 323 | 563 | 1,055 | 1,339 | 594 | 673 | 157 | 283 | 57 | 110 | 75 | 4 | 5 | 11 | 13 |
| 371 | 632 | 1,061 | 1,205 | 807 | 883 | 151 | 197 | 124 | 140 | 40 | 9 | - | 3 | 14 |
| 756 | 852 | 2,531 | 2,505 | 1,833 | 1,810 | 168 | 225 | 302 | 252 | 70 | 8 | 14 | 12 | 15 |
| 1,233 | 1,332 | 3,308 | 3,447 | 2,781 | 2,856 | 241 | 297 | 463 | 387 | 19 | 4 | 5 | 7 | 16 |
| 874 | 990 | 2,555 | 2,381 | 1,977 | 1,830 | 195 | 224 | 301 | 246 | 16 | 2 | 12 | 9 | 17 |
| 624 | 876 | 2,030 | 2,078 | 1,251 | 1,279 | 190 | 334 | 114 | 131 | 59 | 9 | 33 | 23 | 18 |
| 930 | 1,031 | 2,394 | 2,359 | 1,705 | 1,645 | 214 | 238 | 393 | 316 | 136 | 8 | 54 | 47 | 19 |
| 742 | 728 | 1,959 | 1,736 | 1,517 | 1,486 | 130 | 143 | 423 | 331 | 83 | 5 | 5 | 2 | 20 |

Tableau 5a.- Population selon le lieu de naissance et le sexe, régions sociales de Winnipeg, recensement de 1941

| Manitoba | | Alberta & Saskatchewan | | British Columbia - Colombie Britannique | | (3) British Isles - (3) Iles Britanniques | | United States - Etats-Unis | | Europe | | China - Chine | | No. |
|----------|--------|------------------------|-------|---|-----|--|--------|----------------------------------|-------|--------|--------|---------------------|----|-----|
| M. | F. | M. | F. | M. | F. | M. | F. | M. | F. | M. | F. | M. | F. | |
| 52,930 | 59,669 | 3,948 | 5,519 | 408 | 420 | 20,085 | 18,159 | 2,247 | 2,995 | 17,416 | 15,215 | 633 | 10 | 21 |
| 824 | 825 | 32 | 29 | 5 | 5 | 220 | 186 | 14 | 17 | 285 | 258 | - | - | 22 |
| 663 | 580 | 21 | 36 | 2 | 3 | 165 | 155 | 18 | 20 | 205 | 202 | 2 | - | 23 |
| 1,002 | 980 | 42 | 41 | 3 | 1 | 507 | 501 | 20 | 35 | 180 | 143 | - | - | 24 |
| 796 | 902 | 40 | 50 | 9 | 7 | 346 | 365 | 28 | 46 | 144 | 138 | 3 | - | 25 |
| 509 | 529 | 22 | 31 | 6 | 2 | 42 | 26 | 36 | 24 | 436 | 276 | 6 | 1 | 26 |
| 1,003 | 1,089 | 48 | 89 | 1 | - | 51 | 50 | 27 | 16 | 1,125 | 910 | 10 | - | 27 |
| 646 | 714 | 31 | 59 | 2 | 2 | 197 | 190 | 11 | 28 | 272 | 247 | 3 | - | 28 |
| 587 | 636 | 36 | 32 | - | 1 | 289 | 271 | 14 | 17 | 101 | 104 | - | - | 29 |
| 440 | 526 | 22 | 31 | 3 | 4 | 249 | 224 | 20 | 13 | 118 | 144 | 1 | - | 30 |
| 819 | 902 | 44 | 59 | 4 | - | 250 | 231 | 23 | 38 | 435 | 448 | - | - | 31 |

Pour renvois, voir page 19.

Table 5a.- Population by birthplace and sex, for the social areas of Winnipeg, 1941 Census - (Con.)

| No. | Social area - Région sociale | (1) Total | | Canada | | | | | | | |
|-----------------------|-------------------------------------|--------------|-------|--------------|-------|--|----|-----------------------|----|---------|-----|
| | | | | (2) Total | | Maritime Provinces - Provinces Maritimes | | Quebec - Québec | | Ontario | |
| | | M. | F. | M. | F. | M. | F. | M. | F. | M. | F. |
| Winnipeg - (Con.-fin) | | | | | | | | | | | |
| 1 | Social area - Région sociale No. 11 | 2,427 | 2,559 | 1,306 | 1,388 | 7 | 5 | 14 | 10 | 49 | 43 |
| 2 | " | 2,430 | 2,507 | 1,132 | 1,288 | 2 | 4 | 2 | 6 | 25 | 32 |
| 3 | " | 1,609 | 1,294 | 697 | 693 | 1 | - | 4 | 5 | 25 | 14 |
| 4 | " | 1,029 | 1,006 | 648 | 638 | 8 | 8 | 5 | 6 | 42 | 32 |
| 5 | " | 1,194 | 1,198 | 680 | 709 | 3 | 1 | 1 | 1 | 11 | 6 |
| 6 | " | 2,244 | 2,201 | 1,155 | 1,166 | 5 | 2 | 2 | 2 | 23 | 22 |
| 7 | " | 2,017 | 1,996 | 1,088 | 1,161 | 4 | 2 | 2 | 2 | 15 | 13 |
| 8 | " | 1,972 | 1,939 | 1,176 | 1,168 | 11 | 3 | 5 | 2 | 38 | 36 |
| 9 | " | 2,231 | 2,116 | 1,316 | 1,340 | 1 | 1 | 3 | 1 | 21 | 17 |
| 10 | " | 1,415 | 1,340 | 830 | 839 | 3 | 1 | 2 | 2 | 6 | 7 |
| 11 | " | 2,179 | 2,047 | 1,274 | 1,267 | 4 | 4 | 1 | - | 32 | 12 |
| 12 | " | 700 | 646 | 411 | 399 | 3 | 2 | 3 | 3 | 4 | 1 |
| 13 | " | 2,328 | 1,093 | 951 | 718 | 55 | 8 | 75 | 17 | 148 | 36 |
| 14 | " | 2,634 | 1,745 | 1,430 | 1,167 | 41 | 9 | 61 | 14 | 261 | 90 |
| 15 | " | 2,182 | 1,346 | 1,050 | 934 | 27 | 6 | 26 | 12 | 122 | 52 |
| 16 | " | 1,492 | 1,337 | 970 | 949 | 12 | 7 | 13 | 7 | 64 | 49 |
| 17 | " | 1,314 | 1,318 | 862 | 932 | 10 | 11 | 36 | 37 | 68 | 65 |
| 18 | " | 1,263 | 1,550 | 847 | 1,152 | 19 | 17 | 25 | 20 | 92 | 98 |
| 19 | " | 895 | 901 | 533 | 554 | 7 | 4 | 6 | 9 | 27 | 26 |
| 20 | " | 1,785 | 1,687 | 1,274 | 1,239 | 15 | 7 | 16 | 12 | 80 | 67 |
| 21 | " | 1,634 | 1,559 | 959 | 914 | 10 | 9 | 10 | 11 | 44 | 37 |
| 22 | " | 2,379 | 2,585 | 1,508 | 1,847 | 31 | 45 | 50 | 29 | 264 | 263 |
| 23 | " | 1,743 | 1,914 | 1,200 | 1,430 | 24 | 13 | 17 | 25 | 158 | 157 |
| 24 | " | 2,798 | 3,108 | 1,867 | 2,082 | 34 | 24 | 24 | 32 | 199 | 245 |
| 25 | " | 2,713 | 2,859 | 1,754 | 1,893 | 36 | 32 | 23 | 18 | 169 | 180 |
| 26 | " | 3,205 | 3,288 | 2,109 | 2,155 | 28 | 43 | 32 | 28 | 227 | 198 |
| 27 | " | 1,410 | 1,500 | 920 | 1,049 | 19 | 11 | 9 | 12 | 81 | 98 |
| 28 | " | 2,088 | 2,657 | 1,460 | 1,938 | 45 | 52 | 56 | 48 | 309 | 373 |
| 29 | " | 2,178 | 2,413 | 1,482 | 1,724 | 50 | 31 | 20 | 37 | 237 | 286 |
| 30 | " | 2,294 | 3,147 | 1,783 | 2,531 | 53 | 65 | 76 | 91 | 442 | 559 |
| 31 | " | 1,732 | 1,808 | 1,206 | 1,269 | 29 | 30 | 21 | 23 | 161 | 171 |
| 32 | " | 1,549 | 1,700 | 1,068 | 1,252 | 21 | 19 | 25 | 29 | 141 | 127 |
| 33 | " | 603 | 656 | 438 | 489 | 15 | 3 | 5 | 8 | 49 | 48 |
| 34 | " | 3,443 | 4,214 | 2,477 | 3,248 | 84 | 88 | 83 | 79 | 545 | 562 |
| 35 | " | 1,117 | 1,098 | 712 | 720 | 8 | 5 | 7 | 5 | 55 | 55 |
| 36 | " | 1,574 | 1,672 | 1,029 | 1,162 | 16 | 21 | 20 | 16 | 153 | 184 |
| 37 | " | 2,062 | 2,046 | 1,319 | 1,356 | 29 | 36 | 13 | 19 | 162 | 167 |
| 38 | " | 1,784 | 1,539 | 1,075 | 1,066 | 27 | 8 | 54 | 27 | 207 | 139 |
| 39 | " | 3,819 | 4,469 | 2,460 | 3,203 | 98 | 56 | 116 | 93 | 486 | 503 |
| 40 | " | 2,483 | 3,853 | 1,740 | 2,848 | 44 | 92 | 51 | 82 | 348 | 586 |
| 41 | " | 2,115 | 2,771 | 1,405 | 2,016 | 41 | 51 | 43 | 35 | 256 | 344 |
| 42 | " | 1,227 | 1,359 | 801 | 994 | 19 | 16 | 20 | 17 | 101 | 132 |
| 43 | " | 2,205 | 2,407 | 1,451 | 1,614 | 29 | 26 | 17 | 16 | 174 | 184 |
| 44 | " | 1,784 | 2,474 | 1,301 | 1,868 | 41 | 69 | 34 | 46 | 284 | 407 |
| 45 | " | 2,227 | 2,777 | 1,660 | 2,128 | 61 | 55 | 41 | 56 | 346 | 437 |
| 46 | " | 2,094 | 2,185 | 1,337 | 1,484 | 33 | 27 | 25 | 19 | 166 | 211 |
| 47 | " | 1,855 | 2,120 | 1,341 | 1,577 | 47 | 44 | 17 | 27 | 264 | 288 |
| 48 | " | 1,051 | 1,086 | 718 | 764 | 25 | 12 | 16 | 12 | 92 | 96 |
| 49 | " | 2,000 | 1,844 | 1,398 | 1,252 | 28 | 21 | 20 | 16 | 136 | 154 |

(1) Includes birthplace "other" and "not stated".
 (2) Includes Yukon and N.W.T., and province "not stated".
 (3) Includes Lesser Isles.

Tableau 5a.- Population selon le lieu de naissance et le sexe, régions sociales de Winnipeg, recensement de 1941 - (fin)

| Manitoba | | Alberta & Saskatchewan | | British Columbia - Colombie Britannique | | (3) British Isles - Iles Britanniques | | United States - Etats-Unis | | Europe | | China - Chine | | No. |
|----------|-------|------------------------|-----|---|----|--|-----|----------------------------|-----|--------|-------|---------------|----|-----|
| M. | F. | M. | F. | M. | F. | M. | F. | M. | F. | M. | F. | M. | F. | |
| 1,173 | 1,253 | 58 | 75 | 5 | 2 | 137 | 112 | 13 | 38 | 963 | 1,018 | 2 | 1 | 1 |
| 1,050 | 1,193 | 51 | 52 | 2 | 1 | 77 | 61 | 36 | 30 | 1,170 | 1,117 | 6 | - | 2 |
| 634 | 634 | 31 | 37 | 1 | 2 | 40 | 18 | 13 | 14 | 853 | 564 | 4 | - | 3 |
| 565 | 559 | 28 | 31 | - | 2 | 207 | 185 | 18 | 15 | 156 | 168 | - | - | 4 |
| 638 | 664 | 26 | 37 | 1 | - | 38 | 30 | 11 | 18 | 463 | 435 | - | - | 5 |
| 1,081 | 1,107 | 44 | 50 | - | 3 | 37 | 20 | 12 | 15 | 1,035 | 978 | - | - | 6 |
| 1,033 | 1,085 | 34 | 58 | - | 1 | 24 | 19 | 11 | 10 | 893 | 806 | 1 | - | 7 |
| 1,066 | 1,073 | 54 | 52 | 2 | 2 | 192 | 182 | 25 | 30 | 574 | 559 | 2 | - | 8 |
| 1,250 | 1,265 | 38 | 55 | 3 | 1 | 99 | 86 | 18 | 14 | 798 | 676 | - | - | 9 |
| 792 | 792 | 24 | 35 | 3 | 2 | 28 | 16 | 12 | 6 | 545 | 477 | - | - | 10 |
| 1,201 | 1,231 | 35 | 19 | 1 | 1 | 60 | 31 | 8 | 9 | 837 | 740 | - | - | 11 |
| 395 | 385 | 6 | 6 | - | 2 | 65 | 51 | 4 | 2 | 220 | 194 | - | - | 12 |
| 596 | 581 | 70 | 75 | 7 | 1 | 408 | 86 | 40 | 18 | 768 | 266 | 152 | - | 13 |
| 973 | 938 | 84 | 110 | 6 | 6 | 633 | 256 | 78 | 60 | 419 | 260 | 58 | - | 14 |
| 812 | 788 | 59 | 72 | 4 | 3 | 290 | 117 | 49 | 32 | 562 | 263 | 224 | - | 15 |
| 837 | 831 | 41 | 46 | 3 | 9 | 205 | 139 | 19 | 28 | 287 | 219 | 5 | 1 | 16 |
| 690 | 756 | 51 | 61 | 7 | 2 | 230 | 171 | 21 | 29 | 191 | 180 | 2 | 1 | 17 |
| 656 | 885 | 46 | 127 | 9 | 5 | 283 | 242 | 21 | 41 | 96 | 112 | 13 | - | 18 |
| 470 | 495 | 23 | 19 | - | 1 | 317 | 294 | 5 | 16 | 39 | 37 | - | - | 19 |
| 1,117 | 1,092 | 42 | 58 | 4 | 3 | 242 | 223 | 29 | 20 | 232 | 202 | 1 | - | 20 |
| 872 | 829 | 23 | 27 | - | 1 | 523 | 493 | 12 | 24 | 137 | 127 | - | - | 21 |
| 1,007 | 1,299 | 147 | 193 | 9 | 16 | 574 | 478 | 79 | 95 | 188 | 157 | 18 | - | 22 |
| 909 | 1,109 | 80 | 113 | 12 | 13 | 351 | 313 | 50 | 45 | 132 | 122 | 5 | 1 | 23 |
| 1,487 | 1,617 | 115 | 157 | 7 | 7 | 640 | 714 | 61 | 83 | 208 | 223 | 7 | - | 24 |
| 1,444 | 1,552 | 72 | 105 | 9 | 5 | 712 | 682 | 54 | 63 | 183 | 208 | 7 | - | 25 |
| 1,710 | 1,763 | 100 | 114 | 12 | 8 | 863 | 849 | 55 | 70 | 167 | 209 | 1 | - | 26 |
| 770 | 881 | 39 | 43 | 2 | 4 | 405 | 358 | 25 | 33 | 55 | 58 | - | - | 27 |
| 891 | 1,241 | 135 | 194 | 24 | 30 | 485 | 522 | 56 | 100 | 60 | 85 | 7 | - | 28 |
| 1,071 | 1,239 | 97 | 120 | 6 | 11 | 517 | 504 | 57 | 82 | 110 | 94 | 5 | 1 | 29 |
| 1,079 | 1,575 | 114 | 227 | 19 | 13 | 317 | 328 | 107 | 164 | 61 | 113 | 9 | - | 30 |
| 924 | 967 | 65 | 68 | 6 | 9 | 365 | 358 | 35 | 56 | 120 | 117 | - | - | 31 |
| 810 | 977 | 64 | 94 | 7 | 6 | 284 | 261 | 45 | 51 | 143 | 129 | 1 | - | 32 |
| 342 | 391 | 24 | 37 | 3 | 2 | 143 | 138 | 11 | 15 | 10 | 11 | - | - | 33 |
| 1,576 | 2,208 | 161 | 276 | 28 | 35 | 681 | 580 | 152 | 220 | 111 | 144 | 3 | - | 34 |
| 604 | 607 | 37 | 46 | 1 | 2 | 329 | 297 | 16 | 17 | 55 | 58 | 1 | - | 35 |
| 754 | 850 | 79 | 85 | 7 | 6 | 414 | 389 | 47 | 60 | 76 | 58 | 1 | - | 36 |
| 1,065 | 1,041 | 46 | 87 | 4 | 6 | 638 | 583 | 35 | 59 | 60 | 46 | 1 | - | 37 |
| 687 | 739 | 93 | 143 | 7 | 10 | 455 | 279 | 85 | 77 | 131 | 110 | 27 | 1 | 38 |
| 1,471 | 2,117 | 255 | 403 | 32 | 30 | 891 | 850 | 158 | 186 | 254 | 204 | 23 | - | 39 |
| 1,072 | 1,728 | 194 | 331 | 30 | 29 | 529 | 679 | 87 | 190 | 111 | 119 | - | 2 | 40 |
| 908 | 1,364 | 137 | 205 | 20 | 17 | 519 | 538 | 54 | 88 | 116 | 117 | 10 | 1 | 41 |
| 595 | 749 | 61 | 79 | 5 | 1 | 297 | 257 | 37 | 43 | 83 | 59 | 5 | - | 42 |
| 1,144 | 1,287 | 78 | 97 | 8 | 4 | 604 | 592 | 44 | 74 | 96 | 116 | 1 | - | 43 |
| 824 | 1,156 | 103 | 173 | 14 | 17 | 360 | 414 | 42 | 101 | 72 | 85 | - | - | 44 |
| 1,060 | 1,339 | 132 | 219 | 20 | 22 | 445 | 450 | 50 | 101 | 54 | 82 | 3 | - | 45 |
| 1,033 | 1,106 | 71 | 104 | 7 | 16 | 626 | 566 | 38 | 53 | 83 | 80 | - | - | 46 |
| 903 | 1,078 | 100 | 126 | 10 | 13 | 393 | 402 | 47 | 71 | 63 | 62 | - | - | 47 |
| 505 | 589 | 77 | 49 | 3 | 6 | 266 | 247 | 22 | 33 | 41 | 39 | - | - | 48 |
| 1,145 | 981 | 66 | 72 | 3 | 7 | 531 | 500 | 32 | 42 | 34 | 42 | 3 | - | 49 |

(1) Comprend lieu de naissance "autre" et "non donné".
 (2) Comprend Yukon et T.N.-O., et provinces "non données".
 (3) Comprend les Petites Iles Britanniques.

Table 6.- Population by period of immigration and naturalization, citizenship and sex, for the social areas of Vancouver and Winnipeg, 1941 Census

| No. | Social area Région sociale | Total(1) | | Canadian born Nés au Canada | | Born outside of Canada Nés en dehors du Canada | | Immigrant (including return-) Population (Comprenant les Total(2) | |
|-----|------------------------------------|----------|---------|--------------------------------|--------|---|--------|---|--------|
| | | M. | F. | M. | F. | M. | F. | M. | F. |
| 1 | Vancouver | 139,580 | 135,773 | 81,038 | 86,056 | 58,532 | 49,712 | 60,644 | 51,940 |
| 2 | Social area - Région sociale No. 1 | 11,532 | 14,199 | 6,396 | 8,416 | 5,134 | 5,781 | 5,374 | 6,085 |
| 3 | " " 2 | 12,368 | 5,700 | 4,929 | 3,467 | 7,435 | 2,231 | 7,666 | 2,338 |
| 4 | " " 3 | 13,491 | 8,319 | 5,887 | 5,193 | 7,603 | 3,126 | 7,760 | 3,201 |
| 5 | " " 4 | 6,340 | 6,148 | 3,721 | 3,801 | 2,619 | 2,347 | 2,680 | 2,396 |
| 6 | " " 5 | 6,343 | 6,224 | 3,857 | 3,875 | 2,486 | 2,349 | 2,574 | 2,422 |
| 7 | " " 6 | 4,776 | 5,270 | 3,093 | 3,415 | 1,683 | 1,855 | 1,793 | 1,997 |
| 8 | " " 7 | 5,831 | 6,327 | 3,740 | 4,069 | 2,091 | 2,258 | 2,198 | 2,375 |
| 9 | " " 8 | 9,118 | 10,109 | 5,817 | 6,473 | 3,301 | 3,636 | 3,446 | 3,829 |
| 10 | " " 9 | 9,185 | 10,914 | 5,723 | 7,347 | 3,461 | 3,567 | 3,637 | 3,761 |
| 11 | " " 10 | 7,514 | 7,638 | 4,794 | 4,849 | 2,720 | 2,789 | 2,799 | 2,913 |
| 12 | " " 11 | 7,825 | 8,671 | 5,040 | 5,841 | 2,785 | 2,830 | 2,910 | 3,013 |
| 13 | " " 12 | 2,976 | 3,748 | 2,029 | 2,611 | 947 | 1,137 | 1,016 | 1,223 |
| 14 | " " 13 | 3,161 | 3,762 | 1,994 | 2,481 | 1,167 | 1,281 | 1,273 | 1,374 |
| 15 | " " 14 | 6,396 | 6,357 | 3,956 | 3,986 | 2,440 | 2,371 | 2,504 | 2,440 |
| 16 | " " 15 | 8,984 | 9,110 | 5,379 | 5,477 | 3,605 | 3,633 | 3,715 | 3,735 |
| 17 | " " 16 | 6,586 | 6,247 | 4,031 | 3,893 | 2,553 | 2,354 | 2,619 | 2,420 |
| 18 | " " 17 | 5,229 | 5,854 | 3,515 | 3,994 | 1,714 | 1,859 | 1,766 | 1,987 |
| 19 | " " 18 | 6,591 | 6,396 | 4,006 | 4,086 | 2,585 | 2,310 | 2,672 | 2,387 |
| 20 | " " 19 | 5,334 | 4,780 | 3,131 | 2,782 | 2,203 | 1,998 | 2,242 | 2,044 |
| 21 | Winnipeg | 108,787 | 113,173 | 67,972 | 76,465 | 40,797 | 36,703 | 41,692 | 37,685 |
| 22 | Social area - Région sociale No. 1 | 1,416 | 1,349 | 897 | 887 | 519 | 462 | 524 | 465 |
| 23 | " " 2 | 1,144 | 1,045 | 751 | 666 | 391 | 379 | 396 | 385 |
| 24 | " " 3 | 1,855 | 1,787 | 1,144 | 1,101 | 711 | 686 | 720 | 693 |
| 25 | " " 4 | 1,510 | 1,629 | 988 | 1,079 | 522 | 550 | 526 | 558 |
| 26 | " " 5 | 1,089 | 910 | 559 | 579 | 530 | 331 | 531 | 332 |
| 27 | " " 6 | 2,333 | 2,215 | 1,090 | 1,221 | 1,237 | 994 | 1,252 | 1,000 |
| 28 | " " 7 | 1,265 | 1,359 | 773 | 889 | 492 | 470 | 495 | 478 |
| 29 | " " 8 | 1,105 | 1,154 | 698 | 760 | 407 | 394 | 412 | 401 |
| 30 | " " 9 | 914 | 1,026 | 524 | 643 | 390 | 383 | 398 | 394 |
| 31 | " " 10 | 1,650 | 1,765 | 940 | 1,046 | 708 | 719 | 721 | 728 |
| 32 | " " 11 | 2,427 | 2,559 | 1,306 | 1,388 | 1,121 | 1,170 | 1,134 | 1,182 |
| 33 | " " 12 | 2,430 | 2,507 | 1,132 | 1,288 | 1,298 | 1,219 | 1,310 | 1,227 |
| 34 | " " 13 | 1,609 | 1,294 | 697 | 693 | 912 | 601 | 914 | 603 |
| 35 | " " 14 | 1,029 | 1,006 | 648 | 638 | 381 | 368 | 387 | 373 |
| 36 | " " 15 | 1,194 | 1,198 | 680 | 709 | 514 | 489 | 517 | 496 |
| 37 | " " 16 | 2,244 | 2,201 | 1,155 | 1,186 | 1,089 | 1,015 | 1,095 | 1,018 |
| 38 | " " 17 | 2,017 | 1,996 | 1,088 | 1,161 | 929 | 835 | 934 | 838 |
| 39 | " " 18 | 1,972 | 1,939 | 1,176 | 1,168 | 796 | 771 | 799 | 773 |
| 40 | " " 19 | 2,231 | 2,116 | 1,316 | 1,340 | 915 | 776 | 926 | 782 |
| 41 | " " 20 | 1,415 | 1,340 | 830 | 839 | 585 | 501 | 586 | 501 |

For footnotes, see Page 22.

Tableau 6.- Population selon la période d'immigration et de naturalisation, la citoyenneté et le sexe, régions sociales de Vancouver et Winnipeg, recensement de 1941

| population ing Canadian born) immigrée nés canadiens rapatriés) | | | | Naturalized population Population naturalisée | | | | | | Citizenship Citoyenneté | | | | No. |
|--|-------|---------------------------------|--------|---|--------|---------|-------|---------------------------------|--------|---|---------|-------------------|-------|-----|
| Period of immigration Période d'immigration | | | | Period of naturalization Période de naturalisation | | | | | | British subjects Sujets britanniques | | Aliens Aubains | | |
| 1931-41 | | Before 1931 Avant 1931 | | Total(3) | | 1931-41 | | Before 1931 Avant 1931 | | | | | | |
| M. | F. | M. | F. | M. | F. | M. | F. | M. | F. | M. | F. | M. | F. | |
| 3,570 | 3,980 | 56,313 | 47,802 | 8,686 | 8,647 | 2,955 | 2,267 | 5,556 | 6,257 | 128,836 | 131,503 | 10,716 | 4,267 | 1 |
| 474 | 669 | 4,844 | 5,403 | 713 | 886 | 209 | 181 | 489 | 697 | 11,141 | 13,866 | 390 | 333 | 2 |
| 553 | 169 | 7,040 | 2,161 | 1,248 | 584 | 440 | 159 | 787 | 419 | 9,218 | 5,324 | 3,143 | 376 | 3 |
| 384 | 303 | 7,177 | 2,893 | 1,742 | 1,158 | 611 | 369 | 1,114 | 780 | 9,747 | 7,348 | 3,740 | 971 | 4 |
| 91 | 122 | 2,556 | 2,270 | 513 | 490 | 191 | 153 | 303 | 331 | 6,089 | 5,959 | 246 | 189 | 5 |
| 84 | 95 | 2,457 | 2,324 | 399 | 448 | 144 | 125 | 252 | 320 | 6,150 | 6,060 | 193 | 163 | 6 |
| 172 | 215 | 1,600 | 1,779 | 128 | 215 | 45 | 52 | 76 | 162 | 4,679 | 5,179 | 97 | 91 | 7 |
| 142 | 181 | 2,030 | 2,181 | 224 | 277 | 54 | 53 | 164 | 221 | 5,710 | 6,220 | 120 | 107 | 8 |
| 235 | 322 | 3,181 | 3,493 | 322 | 503 | 85 | 111 | 230 | 382 | 8,707 | 9,769 | 408 | 339 | 9 |
| 264 | 335 | 3,353 | 3,416 | 617 | 704 | 203 | 189 | 399 | 490 | 8,613 | 10,520 | 571 | 394 | 10 |
| 103 | 163 | 2,668 | 2,740 | 402 | 414 | 119 | 91 | 272 | 309 | 7,316 | 7,483 | 198 | 154 | 11 |
| 179 | 245 | 2,701 | 2,755 | 214 | 365 | 58 | 78 | 152 | 286 | 7,670 | 8,527 | 155 | 144 | 12 |
| 111 | 179 | 878 | 1,034 | 79 | 222 | 12 | 36 | 65 | 184 | 2,823 | 3,610 | 153 | 138 | 13 |
| 150 | 188 | 1,100 | 1,181 | 142 | 207 | 38 | 42 | 98 | 161 | 3,054 | 3,675 | 107 | 87 | 14 |
| 96 | 108 | 2,389 | 2,328 | 304 | 345 | 95 | 82 | 204 | 260 | 6,219 | 6,248 | 176 | 109 | 16 |
| 100 | 132 | 3,585 | 3,600 | 414 | 475 | 168 | 141 | 243 | 323 | 8,780 | 8,935 | 204 | 175 | 16 |
| 70 | 60 | 2,521 | 2,352 | 285 | 301 | 97 | 86 | 178 | 211 | 6,446 | 6,141 | 136 | 106 | 17 |
| 188 | 296 | 1,552 | 1,681 | 169 | 324 | 41 | 79 | 121 | 241 | 5,053 | 5,743 | 176 | 111 | 18 |
| 104 | 124 | 2,530 | 2,243 | 411 | 405 | 172 | 130 | 226 | 272 | 6,305 | 6,247 | 286 | 149 | 19 |
| 70 | 74 | 2,151 | 1,968 | 360 | 324 | 173 | 110 | 183 | 208 | 5,116 | 4,649 | 217 | 131 | 20 |
| 1,430 | 1,773 | 39,807 | 35,840 | 15,003 | 14,588 | 4,551 | 3,649 | 10,331 | 10,837 | 104,101 | 109,980 | 4,674 | 3,187 | 21 |
| 10 | 11 | 509 | 454 | 259 | 225 | 59 | 25 | 198 | 196 | 1,380 | 1,302 | 36 | 47 | 22 |
| 4 | 11 | 389 | 373 | 200 | 184 | 38 | 31 | 161 | 153 | 1,122 | 1,016 | 22 | 29 | 23 |
| 17 | 17 | 695 | 676 | 177 | 158 | 34 | 25 | 140 | 131 | 1,839 | 1,770 | 16 | 17 | 24 |
| 15 | 20 | 508 | 538 | 131 | 155 | 26 | 21 | 104 | 131 | 1,489 | 1,617 | 21 | 12 | 25 |
| 16 | 12 | 513 | 320 | 317 | 216 | 138 | 74 | 179 | 142 | 939 | 835 | 150 | 75 | 26 |
| 49 | 79 | 1,187 | 920 | 819 | 686 | 361 | 265 | 444 | 402 | 1,992 | 1,944 | 341 | 271 | 27 |
| 10 | 11 | 482 | 466 | 262 | 233 | 34 | 39 | 225 | 193 | 1,250 | 1,341 | 15 | 18 | 28 |
| 8 | 11 | 402 | 390 | 96 | 100 | 20 | 17 | 75 | 83 | 1,100 | 1,142 | 5 | 12 | 29 |
| 14 | 7 | 382 | 387 | 119 | 140 | 27 | 36 | 92 | 104 | 897 | 1,007 | 17 | 19 | 30 |
| 28 | 31 | 662 | 697 | 423 | 442 | 87 | 104 | 334 | 336 | 1,624 | 1,734 | 26 | 31 | 31 |
| 52 | 45 | 1,073 | 1,136 | 880 | 933 | 251 | 239 | 628 | 694 | 2,319 | 2,441 | 108 | 118 | 32 |
| 77 | 78 | 1,219 | 1,150 | 985 | 954 | 389 | 321 | 592 | 633 | 2,198 | 2,291 | 231 | 215 | 33 |
| 25 | 35 | 888 | 568 | 578 | 417 | 268 | 172 | 309 | 245 | 1,317 | 1,132 | 292 | 162 | 34 |
| 8 | 14 | 376 | 359 | 141 | 153 | 32 | 24 | 108 | 127 | 1,006 | 987 | 23 | 19 | 35 |
| 10 | 19 | 500 | 477 | 431 | 404 | 131 | 94 | 300 | 310 | 1,151 | 1,139 | 43 | 59 | 36 |
| 49 | 54 | 1,041 | 964 | 846 | 809 | 325 | 282 | 520 | 522 | 2,050 | 2,000 | 194 | 201 | 37 |
| 16 | 32 | 914 | 806 | 737 | 673 | 242 | 202 | 492 | 469 | 1,871 | 1,852 | 145 | 144 | 38 |
| 10 | 15 | 786 | 757 | 547 | 531 | 141 | 110 | 405 | 417 | 1,923 | 1,881 | 49 | 58 | 39 |
| 7 | 13 | 904 | 767 | 747 | 637 | 176 | 108 | 569 | 528 | 2,159 | 2,049 | 66 | 64 | 40 |
| 11 | 15 | 570 | 486 | 465 | 422 | 116 | 79 | 349 | 343 | 1,337 | 1,274 | 78 | 66 | 41 |

Pour renvois, voir page 23.

Table 6.- Population by period of immigration and naturalization, citizenship and sex, for the social areas of Vancouver and Winnipeg, 1941 Census (con.)

| No. | Social area - Région sociale | Total(1) | | Canadian born - Nés au Canada | | Born outside of Canada - Nés en dehors du Canada | | Immigrant (Including return- - Population (Comprenant les | |
|-----|-------------------------------------|----------|-------|-------------------------------------|-------|--|-------|---|-------|
| | | | | | | | | Total(2) | |
| | | M. | F. | M. | F. | M. | F. | M. | F. |
| | Winnipeg (Con.-fin) | | | | | | | | |
| 1 | Social area - Région sociale No. 21 | 2,179 | 2,047 | 1,274 | 1,267 | 905 | 780 | 908 | 794 |
| 2 | " " " | 700 | 646 | 411 | 399 | 289 | 247 | 289 | 247 |
| 3 | " " " | 2,328 | 1,093 | 951 | 718 | 1,376 | 375 | 1,393 | 380 |
| 4 | " " " | 2,634 | 1,745 | 1,430 | 1,167 | 1,204 | 578 | 1,235 | 590 |
| 5 | " " " | 2,182 | 1,546 | 1,050 | 934 | 1,132 | 412 | 1,142 | 417 |
| 6 | " " " | 1,492 | 1,337 | 970 | 949 | 522 | 388 | 528 | 392 |
| 7 | " " " | 1,314 | 1,318 | 862 | 932 | 452 | 386 | 460 | 393 |
| 8 | " " " | 1,263 | 1,550 | 847 | 1,152 | 416 | 398 | 429 | 411 |
| 9 | " " " | 895 | 901 | 533 | 554 | 362 | 347 | 371 | 350 |
| 10 | " " " | 1,785 | 1,687 | 1,274 | 1,239 | 511 | 448 | 513 | 451 |
| 11 | " " " | 1,634 | 1,559 | 959 | 914 | 675 | 645 | 676 | 649 |
| 12 | " " " | 2,379 | 2,585 | 1,508 | 1,847 | 871 | 738 | 906 | 784 |
| 13 | " " " | 1,743 | 1,914 | 1,200 | 1,430 | 543 | 484 | 560 | 508 |
| 14 | " " " | 2,798 | 3,108 | 1,867 | 2,082 | 931 | 1,026 | 952 | 1,048 |
| 15 | " " " | 2,713 | 2,859 | 1,754 | 1,893 | 959 | 966 | 981 | 989 |
| 16 | " " " | 3,205 | 3,288 | 2,109 | 2,155 | 1,096 | 1,133 | 1,124 | 1,157 |
| 17 | " " " | 1,410 | 1,500 | 920 | 1,049 | 490 | 451 | 499 | 459 |
| 18 | " " " | 2,088 | 2,657 | 1,460 | 1,938 | 628 | 718 | 658 | 772 |
| 19 | " " " | 2,178 | 2,413 | 1,482 | 1,724 | 696 | 689 | 710 | 706 |
| 20 | " " " | 2,294 | 3,147 | 1,783 | 2,531 | 511 | 616 | 550 | 679 |
| 21 | " " " | 1,732 | 1,808 | 1,206 | 1,269 | 526 | 539 | 543 | 554 |
| 22 | " " " | 1,549 | 1,700 | 1,068 | 1,252 | 481 | 448 | 498 | 463 |
| 23 | " " " | 603 | 656 | 438 | 489 | 165 | 167 | 166 | 167 |
| 24 | " " " | 3,443 | 4,214 | 2,477 | 3,248 | 965 | 965 | 1,018 | 1,028 |
| 25 | " " " | 1,117 | 1,098 | 712 | 720 | 405 | 378 | 413 | 386 |
| 26 | " " " | 1,574 | 1,672 | 1,029 | 1,162 | 545 | 510 | 561 | 533 |
| 27 | " " " | 2,062 | 2,046 | 1,319 | 1,356 | 743 | 690 | 759 | 710 |
| 28 | " " " | 1,784 | 1,539 | 1,075 | 1,066 | 709 | 473 | 721 | 480 |
| 29 | " " " | 3,819 | 4,469 | 2,460 | 3,203 | 1,359 | 1,266 | 1,418 | 1,323 |
| 30 | " " " | 2,483 | 3,853 | 1,740 | 2,848 | 741 | 1,003 | 790 | 1,091 |
| 31 | " " " | 2,115 | 2,771 | 1,405 | 2,016 | 710 | 755 | 739 | 793 |
| 32 | " " " | 1,227 | 1,359 | 801 | 994 | 426 | 365 | 438 | 378 |
| 33 | " " " | 2,205 | 2,407 | 1,451 | 1,614 | 754 | 793 | 770 | 812 |
| 34 | " " " | 1,784 | 2,474 | 1,301 | 1,868 | 482 | 606 | 513 | 652 |
| 35 | " " " | 2,227 | 2,777 | 1,660 | 2,128 | 567 | 649 | 596 | 677 |
| 36 | " " " | 2,094 | 2,185 | 1,337 | 1,484 | 754 | 701 | 780 | 718 |
| 37 | " " " | 1,855 | 2,120 | 1,341 | 1,677 | 514 | 543 | 534 | 570 |
| 38 | " " " | 1,051 | 1,086 | 718 | 764 | 333 | 322 | 345 | 331 |
| 39 | " " " | 2,000 | 1,844 | 1,398 | 1,252 | 602 | 592 | 629 | 616 |

(1) Includes birthplace and citizenship "not stated".

(2) Includes period of immigration "not stated".

(3) Includes period of naturalization "not stated".

Tableau 6.- Population selon la période d'immigration et de naturalisation, la citoyenneté et le sexe, régions sociales de Vancouver et Winnipeg, recensement de 1941.(fin)

| population ing Canadian born) immigrée née canadiens rapatriés) | | | | Naturalized population Population naturalisée | | | | | | Citizenship Citoyenneté | | | | No. |
|--|-----|---------------------------|-------|---|-----|---------|-----|---------------------------|-----|---|-------|-------------------|-----|-----|
| Period of immigration Période d'immigration | | | | Period of naturalization Période de naturalisation | | | | | | British subjects Sujets britanniques | | Aliens Aubains | | |
| 1931-41 | | Before 1931 Avant 1931 | | Total(3) | | 1931-41 | | Before 1931 Avant 1931 | | M. | F. | M. | F. | |
| M. | F. | M. | F. | M. | F. | M. | F. | M. | F. | | | | | |
| 12 | 30 | 881 | 763 | 729 | 674 | 162 | 120 | 565 | 554 | 2,089 | 1,979 | 90 | 68 | 1 |
| 13 | 11 | 276 | 236 | 198 | 175 | 61 | 45 | 136 | 130 | 675 | 624 | 25 | 22 | 2 |
| 29 | 12 | 1,355 | 368 | 414 | 203 | 167 | 72 | 245 | 128 | 1,792 | 1,017 | 536 | 76 | 3 |
| 44 | 36 | 1,178 | 552 | 299 | 243 | 111 | 90 | 188 | 150 | 2,398 | 1,674 | 235 | 71 | 4 |
| 20 | 14 | 1,113 | 403 | 336 | 195 | 118 | 58 | 218 | 135 | 1,687 | 1,241 | 495 | 105 | 5 |
| 7 | 13 | 513 | 379 | 219 | 188 | 82 | 61 | 137 | 126 | 1,401 | 1,275 | 91 | 62 | 6 |
| 18 | 13 | 436 | 378 | 155 | 156 | 65 | 65 | 89 | 91 | 1,257 | 1,250 | 57 | 68 | 7 |
| 17 | 13 | 409 | 396 | 79 | 121 | 23 | 31 | 54 | 88 | 1,216 | 1,522 | 47 | 28 | 8 |
| 3 | 9 | 366 | 341 | 40 | 42 | 6 | 6 | 33 | 36 | 894 | 900 | 1 | 1 | 9 |
| 17 | 10 | 490 | 440 | 191 | 182 | 66 | 60 | 123 | 122 | 1,732 | 1,654 | 53 | 33 | 10 |
| 5 | 10 | 667 | 639 | 125 | 121 | 33 | 16 | 91 | 105 | 1,613 | 1,535 | 21 | 24 | 11 |
| 52 | 50 | 843 | 734 | 178 | 174 | 36 | 38 | 139 | 136 | 2,283 | 2,512 | 95 | 72 | 12 |
| 18 | 12 | 539 | 496 | 133 | 137 | 42 | 31 | 88 | 104 | 1,699 | 1,885 | 44 | 29 | 13 |
| 29 | 33 | 910 | 1,010 | 198 | 242 | 50 | 57 | 145 | 181 | 2,742 | 3,086 | 56 | 42 | 14 |
| 29 | 34 | 945 | 953 | 185 | 224 | 36 | 36 | 145 | 187 | 2,663 | 2,821 | 50 | 38 | 15 |
| 25 | 35 | 1,090 | 1,121 | 178 | 237 | 34 | 39 | 140 | 198 | 3,180 | 3,259 | 25 | 29 | 16 |
| 14 | 23 | 481 | 436 | 69 | 72 | 12 | 6 | 56 | 66 | 1,399 | 1,487 | 11 | 13 | 17 |
| 48 | 57 | 604 | 708 | 66 | 110 | 18 | 21 | 46 | 86 | 2,048 | 2,620 | 40 | 37 | 18 |
| 28 | 41 | 875 | 664 | 120 | 140 | 30 | 30 | 89 | 108 | 2,138 | 2,377 | 40 | 36 | 19 |
| 58 | 86 | 484 | 587 | 104 | 189 | 21 | 45 | 81 | 139 | 2,237 | 3,077 | 57 | 70 | 20 |
| 9 | 28 | 526 | 526 | 130 | 147 | 40 | 23 | 90 | 122 | 1,716 | 1,791 | 16 | 17 | 21 |
| 16 | 17 | 481 | 446 | 135 | 137 | 37 | 30 | 96 | 107 | 1,512 | 1,667 | 37 | 33 | 22 |
| 3 | 4 | 160 | 163 | 10 | 7 | 1 | 1 | 7 | 6 | 596 | 652 | 7 | 4 | 23 |
| 92 | 130 | 915 | 897 | 147 | 231 | 17 | 33 | 129 | 183 | 3,365 | 4,118 | 78 | 96 | 24 |
| 6 | 10 | 406 | 376 | 50 | 64 | 13 | 12 | 37 | 52 | 1,107 | 1,090 | 10 | 8 | 25 |
| 14 | 23 | 542 | 509 | 76 | 86 | 25 | 18 | 49 | 67 | 1,540 | 1,652 | 34 | 20 | 26 |
| 14 | 26 | 742 | 681 | 81 | 85 | 20 | 11 | 60 | 74 | 2,053 | 2,036 | 9 | 10 | 27 |
| 21 | 15 | 690 | 464 | 130 | 131 | 36 | 16 | 93 | 110 | 1,698 | 1,495 | 86 | 44 | 28 |
| 75 | 86 | 1,315 | 1,233 | 258 | 281 | 75 | 76 | 174 | 205 | 3,669 | 4,379 | 150 | 90 | 29 |
| 53 | 108 | 716 | 980 | 126 | 201 | 41 | 56 | 79 | 145 | 2,422 | 3,775 | 60 | 78 | 30 |
| 38 | 50 | 688 | 741 | 116 | 147 | 33 | 39 | 80 | 108 | 2,060 | 2,731 | 55 | 40 | 31 |
| 9 | 9 | 419 | 369 | 81 | 65 | 34 | 15 | 43 | 49 | 1,192 | 1,332 | 35 | 26 | 32 |
| 35 | 39 | 720 | 772 | 83 | 119 | 23 | 22 | 56 | 96 | 2,169 | 2,381 | 36 | 26 | 33 |
| 33 | 46 | 487 | 604 | 80 | 133 | 11 | 19 | 66 | 113 | 1,761 | 2,440 | 22 | 34 | 34 |
| 31 | 39 | 554 | 632 | 76 | 135 | 19 | 27 | 56 | 107 | 2,203 | 2,748 | 24 | 29 | 35 |
| 14 | 25 | 752 | 691 | 95 | 105 | 26 | 18 | 65 | 86 | 2,069 | 2,159 | 25 | 26 | 36 |
| 24 | 27 | 504 | 540 | 75 | 107 | 7 | 11 | 68 | 96 | 1,835 | 2,098 | 20 | 22 | 37 |
| 7 | 8 | 335 | 323 | 47 | 61 | 18 | 16 | 28 | 45 | 1,044 | 1,079 | 7 | 7 | 38 |
| 16 | 13 | 601 | 600 | 31 | 49 | 7 | 11 | 23 | 37 | 1,984 | 1,828 | 16 | 16 | 39 |

- (1) Comprend lieu de naissance et citoyenneté "non donnés".
- (2) Comprend période d'immigration "non donnée".
- (3) Comprend période de naturalisation "non donnée".

Table 7.- Population by school attendance, years of schooling and sex, for the social areas of Vancouver and Winnipeg, 1941 Census

Tableau 7.- Population selon la fréquentation scolaire, les années à l'école et le sexe, régions sociales de Vancouver et Winnipeg, recensement de 1941

| Social area - Région sociale | Total (1) | | (2) At school - A l'école | | (3) - Années à l'école (3) | | | | | | | |
|------------------------------------|-----------|---------|------------------------------------|--------|----------------------------|--------|--------|--------|--------|--------|--------|--------|
| | | | | | 0-4 | | 5-8 | | 9-12 | | 13+ | |
| | M. | F. | M. | F. | M. | F. | M. | F. | M. | F. | M. | F. |
| Vancouver | 139,580 | 135,773 | 20,237 | 19,941 | 24,217 | 20,047 | 47,662 | 40,827 | 55,054 | 63,779 | 11,128 | 10,824 |
| Social area - Région sociale No. 1 | 11,532 | 14,199 | 977 | 971 | 968 | 869 | 3,123 | 3,316 | 6,061 | 8,596 | 1,296 | 1,309 |
| " " " 2 | 12,368 | 5,700 | 634 | 621 | 2,335 | 952 | 5,850 | 2,363 | 3,431 | 2,114 | 635 | 256 |
| " " " 3 | 13,491 | 8,319 | 1,701 | 1,686 | 3,889 | 2,396 | 5,754 | 3,139 | 3,062 | 2,528 | 452 | 221 |
| " " " 4 | 6,340 | 6,148 | 1,036 | 1,048 | 1,148 | 1,129 | 2,595 | 2,332 | 2,289 | 2,460 | 256 | 222 |
| " " " 5 | 6,343 | 6,224 | 1,033 | 1,046 | 1,237 | 1,166 | 2,348 | 2,215 | 2,447 | 2,615 | 248 | 220 |
| " " " 6 | 4,776 | 5,270 | 1,073 | 962 | 617 | 617 | 840 | 897 | 2,278 | 2,806 | 991 | 942 |
| " " " 7 | 5,831 | 6,327 | 943 | 902 | 770 | 753 | 1,440 | 1,476 | 2,958 | 3,455 | 612 | 630 |
| " " " 8 | 9,118 | 10,109 | 1,481 | 1,338 | 1,314 | 1,197 | 2,659 | 2,714 | 4,342 | 5,432 | 751 | 752 |
| " " " 9 | 9,185 | 10,914 | 1,296 | 1,289 | 1,484 | 1,340 | 3,230 | 3,312 | 3,630 | 5,033 | 766 | 1,176 |
| " " " 10 | 7,514 | 7,638 | 1,144 | 1,183 | 1,272 | 1,203 | 2,987 | 2,892 | 2,892 | 3,257 | 316 | 273 |
| " " " 11 | 7,825 | 8,671 | 1,454 | 1,431 | 1,264 | 1,222 | 1,572 | 1,588 | 3,863 | 4,825 | 1,073 | 1,027 |
| " " " 12 | 2,976 | 3,748 | 613 | 651 | 341 | 373 | 442 | 619 | 1,383 | 2,006 | 765 | 739 |
| " " " 13 | 3,161 | 3,762 | 525 | 509 | 380 | 384 | 776 | 861 | 1,454 | 2,050 | 505 | 450 |
| " " " 14 | 6,396 | 6,357 | 962 | 985 | 1,109 | 1,092 | 2,507 | 2,389 | 2,440 | 2,577 | 292 | 297 |
| " " " 15 | 8,984 | 9,110 | 1,358 | 1,455 | 1,587 | 1,578 | 3,469 | 3,275 | 3,531 | 3,889 | 340 | 362 |
| " " " 16 | 6,586 | 6,247 | 1,138 | 1,066 | 1,287 | 1,082 | 2,833 | 2,557 | 2,182 | 2,387 | 230 | 217 |
| " " " 17 | 5,229 | 5,854 | 1,046 | 990 | 819 | 672 | 963 | 1,070 | 2,428 | 3,060 | 971 | 1,044 |
| " " " 18 | 6,591 | 6,396 | 1,003 | 1,027 | 1,279 | 1,118 | 2,142 | 1,977 | 2,508 | 2,807 | 491 | 444 |
| " " " 19 | 5,334 | 4,780 | 820 | 781 | 1,117 | 904 | 2,132 | 1,835 | 1,875 | 1,882 | 156 | 153 |
| Winnipeg | 108,787 | 113,173 | 18,444 | 18,060 | 22,701 | 22,740 | 35,173 | 34,978 | 42,065 | 48,803 | 7,680 | 6,488 |
| Social area - Région sociale No. 1 | 1,416 | 1,349 | 318 | 274 | 401 | 406 | 520 | 537 | 447 | 389 | 33 | 17 |
| " " " 2 | 1,144 | 1,045 | 206 | 200 | 265 | 271 | 451 | 406 | 393 | 352 | 24 | 16 |
| " " " 3 | 1,855 | 1,787 | 381 | 327 | 349 | 361 | 630 | 585 | 800 | 812 | 54 | 29 |
| " " " 4 | 1,510 | 1,629 | 324 | 310 | 238 | 221 | 446 | 507 | 690 | 779 | 114 | 120 |
| " " " 5 | 1,089 | 910 | 184 | 175 | 434 | 404 | 411 | 315 | 220 | 185 | 11 | 5 |
| " " " 6 | 2,333 | 2,215 | 362 | 406 | 884 | 885 | 835 | 725 | 491 | 507 | 77 | 68 |
| " " " 7 | 1,265 | 1,359 | 262 | 221 | 172 | 191 | 308 | 378 | 584 | 645 | 174 | 142 |
| " " " 8 | 1,105 | 1,154 | 256 | 220 | 162 | 159 | 317 | 376 | 523 | 558 | 81 | 60 |
| " " " 9 | 914 | 1,026 | 135 | 190 | 124 | 172 | 312 | 329 | 401 | 472 | 62 | 53 |
| " " " 10 | 1,650 | 1,765 | 331 | 315 | 338 | 346 | 514 | 569 | 643 | 775 | 121 | 75 |
| " " " 11 | 2,427 | 2,559 | 489 | 458 | 592 | 750 | 735 | 731 | 884 | 980 | 190 | 95 |
| " " " 12 | 2,430 | 2,507 | 436 | 404 | 727 | 867 | 811 | 776 | 698 | 764 | 156 | 99 |
| " " " 13 | 1,609 | 1,294 | 273 | 261 | 782 | 653 | 501 | 382 | 285 | 247 | 33 | 9 |
| " " " 14 | 1,029 | 1,006 | 195 | 197 | 221 | 232 | 338 | 322 | 428 | 425 | 37 | 26 |
| " " " 15 | 1,194 | 1,198 | 229 | 216 | 380 | 401 | 459 | 459 | 306 | 321 | 49 | 17 |
| " " " 16 | 2,244 | 2,201 | 467 | 466 | 887 | 940 | 719 | 733 | 539 | 492 | 86 | 35 |
| " " " 17 | 2,017 | 1,996 | 377 | 420 | 724 | 856 | 722 | 626 | 504 | 486 | 58 | 27 |
| " " " 18 | 1,972 | 1,939 | 362 | 376 | 497 | 559 | 737 | 686 | 695 | 671 | 33 | 20 |

(1) Includes persons "not at school" and years of schooling "not stated".
 (2) Persons shown "At school" are those who had attended school any time between September 1, 1940 and June 2, 1941.
 (3) The number of children under 15 years is shown by five-year age groups in Table 2. Since most children reporting school attendance are between 5 and 15 years of age, the number in this age group may be compared with the number reporting school attendance. In order that the population 10 years and over with less than 5 years of schooling may be compared, the children under 10 years of age should be subtracted from the total in the schooling group 0-4 years.

Table 7.- Population by school attendance, years of schooling and sex, for the social areas of Vancouver and Winnipeg, 1941 Census - (Con.)

Tableau 7.- Population selon la fréquentation scolaire, les années à l'école et le sexe, régions sociales de Vancouver et Winnipeg, recensement de 1941 - (fin)

| Social area - Région sociale | (1) Total | | (2) At school - (2) A l'école | | (3) Years of schooling - Années à l'école | | | | | | | | |
|------------------------------------|--------------|-------|---|-----|--|-----|-------|-------|-------|-------|-----|-----|--|
| | M. | F. | M. | F. | 0-4 | | 5-8 | | 9-12 | | 13+ | | |
| | | | | | M. | F. | M. | F. | M. | F. | M. | F. | |
| Winnipeg - (Con. - fin) | | | | | | | | | | | | | |
| Social area - Région sociale No.19 | 2,231 | 2,116 | 429 | 430 | 759 | 740 | 760 | 739 | 629 | 595 | 61 | 37 | |
| " " 20 | 1,415 | 1,340 | 297 | 252 | 537 | 598 | 475 | 400 | 367 | 325 | 30 | 17 | |
| " " 21 | 2,179 | 2,047 | 397 | 387 | 827 | 883 | 743 | 645 | 559 | 501 | 40 | 17 | |
| " " 22 | 700 | 646 | 141 | 121 | 258 | 267 | 245 | 221 | 192 | 150 | 5 | 8 | |
| " " 23 | 2,328 | 1,093 | 170 | 157 | 629 | 355 | 1,093 | 464 | 503 | 250 | 85 | 23 | |
| " " 24 | 2,634 | 1,745 | 263 | 248 | 547 | 412 | 1,222 | 773 | 762 | 538 | 75 | 21 | |
| " " 25 | 2,182 | 1,346 | 275 | 238 | 653 | 464 | 1,011 | 590 | 458 | 272 | 44 | 20 | |
| " " 26 | 1,492 | 1,337 | 308 | 258 | 498 | 446 | 567 | 528 | 374 | 343 | 41 | 18 | |
| " " 27 | 1,314 | 1,318 | 205 | 221 | 312 | 323 | 509 | 523 | 419 | 429 | 62 | 42 | |
| " " 28 | 1,263 | 1,550 | 177 | 169 | 238 | 227 | 427 | 442 | 480 | 768 | 90 | 100 | |
| " " 29 | 895 | 901 | 168 | 159 | 162 | 165 | 322 | 305 | 390 | 411 | 16 | 19 | |
| " " 30 | 1,785 | 1,687 | 406 | 403 | 497 | 498 | 705 | 672 | 536 | 503 | 34 | 14 | |
| " " 31 | 1,634 | 1,559 | 275 | 292 | 314 | 303 | 730 | 703 | 552 | 529 | 30 | 24 | |
| " " 32 | 2,379 | 2,585 | 216 | 212 | 331 | 334 | 959 | 1,005 | 914 | 1,148 | 149 | 96 | |
| " " 33 | 1,743 | 1,914 | 226 | 215 | 341 | 319 | 596 | 732 | 720 | 805 | 69 | 54 | |
| " " 34 | 2,798 | 3,108 | 392 | 382 | 455 | 478 | 996 | 1,072 | 1,183 | 1,454 | 136 | 100 | |
| " " 35 | 2,713 | 2,859 | 442 | 459 | 477 | 494 | 907 | 971 | 1,179 | 1,295 | 118 | 89 | |
| " " 36 | 3,205 | 3,288 | 588 | 597 | 493 | 502 | 863 | 971 | 1,687 | 1,715 | 138 | 99 | |
| " " 37 | 1,410 | 1,500 | 267 | 299 | 247 | 267 | 393 | 409 | 682 | 755 | 76 | 68 | |
| " " 38 | 2,088 | 2,657 | 260 | 243 | 264 | 248 | 492 | 651 | 989 | 1,479 | 322 | 270 | |
| " " 39 | 2,178 | 2,413 | 361 | 358 | 332 | 330 | 652 | 682 | 1,003 | 1,217 | 174 | 181 | |
| " " 40 | 2,294 | 3,147 | 513 | 506 | 256 | 260 | 334 | 596 | 1,023 | 1,670 | 649 | 613 | |
| " " 41 | 1,732 | 1,808 | 346 | 337 | 317 | 325 | 538 | 501 | 729 | 867 | 133 | 114 | |
| " " 42 | 1,549 | 1,700 | 340 | 328 | 336 | 362 | 516 | 478 | 567 | 753 | 116 | 105 | |
| " " 43 | 603 | 656 | 129 | 139 | 169 | 151 | 129 | 148 | 226 | 286 | 73 | 71 | |
| " " 44 | 3,443 | 4,214 | 818 | 834 | 485 | 477 | 584 | 870 | 1,561 | 2,203 | 776 | 659 | |
| " " 45 | 1,117 | 1,098 | 264 | 260 | 219 | 230 | 391 | 377 | 472 | 470 | 28 | 20 | |
| " " 46 | 1,574 | 1,672 | 327 | 252 | 225 | 210 | 392 | 422 | 770 | 884 | 169 | 156 | |
| " " 47 | 2,062 | 2,046 | 429 | 379 | 317 | 287 | 553 | 511 | 1,047 | 1,129 | 126 | 119 | |
| " " 48 | 1,784 | 1,539 | 140 | 153 | 218 | 203 | 676 | 540 | 742 | 735 | 121 | 60 | |
| " " 49 | 3,819 | 4,469 | 303 | 308 | 441 | 484 | 1,327 | 1,428 | 1,614 | 2,209 | 385 | 343 | |
| " " 50 | 2,483 | 3,853 | 292 | 372 | 218 | 250 | 602 | 838 | 1,266 | 2,207 | 361 | 550 | |
| " " 51 | 2,115 | 2,771 | 184 | 211 | 210 | 207 | 658 | 867 | 1,022 | 1,490 | 200 | 204 | |
| " " 52 | 1,227 | 1,359 | 153 | 165 | 189 | 204 | 481 | 560 | 477 | 543 | 58 | 52 | |
| " " 53 | 2,205 | 2,407 | 348 | 374 | 315 | 361 | 821 | 805 | 954 | 1,157 | 89 | 83 | |
| " " 54 | 1,784 | 2,474 | 259 | 283 | 164 | 206 | 395 | 543 | 908 | 1,358 | 289 | 362 | |
| " " 55 | 2,227 | 2,777 | 368 | 398 | 251 | 265 | 484 | 636 | 1,139 | 1,619 | 323 | 251 | |
| " " 56 | 2,094 | 2,185 | 318 | 325 | 279 | 279 | 615 | 638 | 1,068 | 1,157 | 104 | 109 | |
| " " 57 | 1,855 | 2,120 | 392 | 384 | 204 | 213 | 417 | 461 | 940 | 1,208 | 275 | 234 | |
| " " 58 | 1,051 | 1,086 | 191 | 179 | 165 | 183 | 267 | 308 | 519 | 534 | 84 | 61 | |
| " " 59 | 2,000 | 1,844 | 480 | 337 | 375 | 256 | 560 | 511 | 912 | 982 | 133 | 92 | |

(1) Comprend les personnes "non à l'école" et années d'école "non données".
 (2) Les personnes données comme "à l'école" sont celles qui ont été à l'école un temps quelconque entre le 1er septembre 1940 et le 2 juin 1941.
 (3) Le nombre d'enfants de moins de 15 ans est indiqué par groupes d'âge de cinq ans dans le tableau 2. Comme la plupart des enfants qui déclarent leur fréquentation scolaire ont de 5 à 15 ans, le nombre de ce groupe d'âge peut être comparé à celui des enfants qui déclarent leur fréquentation scolaire. Pour que la population de 10 ans et plus ayant moins de 5 années d'école puisse être comparée, les enfants de moins de 10 ans devront être soustraits du total dans le groupe, selon les années à l'école de 0-4 ans.

Table 8.- Population by official language, mother tongue and sex, for the social areas of Vancouver, 1941 Census

| No. | Social area Région sociale | (1) Total | | Official language ⁽²⁾ Langue officielle ⁽²⁾ | | | | | | | |
|-----|------------------------------------|--------------|---------|--|---------|--|----|--|-------|------------------------|-----|
| | | | | English only - Anglais seulement | | French only - Français seulement | | English and French - Anglais et Français | | Neither - Aucune | |
| | | | | M. | F. | M. | F. | M. | F. | M. | F. |
| 1 | Vancouver. | 139,580 | 135,773 | 133,154 | 131,340 | 24 | 26 | 3,993 | 3,703 | 2,409 | 704 |
| 2 | Social area - Région sociale No. 1 | 11,532 | 14,199 | 10,953 | 13,516 | 3 | 4 | 564 | 673 | 12 | 6 |
| 3 | " " " 2 | 12,368 | 5,700 | 10,650 | 5,336 | 7 | 9 | 521 | 265 | 1,190 | 90 |
| 4 | " " " 3 | 13,491 | 8,319 | 12,407 | 7,891 | 3 | 1 | 267 | 134 | 814 | 293 |
| 5 | " " " 4 | 6,340 | 6,148 | 6,138 | 5,974 | 1 | - | 174 | 131 | 27 | 43 |
| 6 | " " " 5 | 6,343 | 6,224 | 6,214 | 6,115 | - | - | 124 | 93 | 5 | 16 |
| 7 | " " " 6 | 4,776 | 5,270 | 4,564 | 5,059 | - | 1 | 211 | 208 | 1 | 2 |
| 8 | " " " 7 | 5,831 | 6,327 | 5,601 | 6,125 | 1 | 1 | 225 | 197 | 4 | 4 |
| 9 | " " " 8 | 9,118 | 10,109 | 8,880 | 9,843 | 3 | 1 | 219 | 237 | 16 | 28 |
| 10 | " " " 9 | 9,185 | 10,914 | 8,773 | 10,458 | 1 | - | 314 | 340 | 97 | 116 |
| 11 | " " " 10 | 7,514 | 7,638 | 7,356 | 7,494 | - | - | 158 | 138 | - | 6 |
| 12 | " " " 11 | 7,825 | 8,671 | 7,620 | 8,426 | 3 | 4 | 200 | 235 | 2 | 6 |
| 13 | " " " 12 | 2,976 | 3,748 | 2,763 | 3,460 | - | - | 213 | 288 | - | - |
| 14 | " " " 13 | 3,161 | 3,762 | 3,047 | 3,586 | - | 1 | 110 | 171 | 4 | 4 |
| 15 | " " " 14 | 6,396 | 6,357 | 6,285 | 6,262 | 1 | - | 98 | 76 | 12 | 19 |
| 16 | " " " 15 | 8,984 | 9,110 | 8,839 | 8,994 | - | 2 | 142 | 107 | 3 | 7 |
| 17 | " " " 16 | 6,586 | 6,247 | 6,467 | 6,161 | - | - | 115 | 84 | 4 | 2 |
| 18 | " " " 17 | 5,229 | 5,854 | 5,048 | 5,648 | 1 | 1 | 146 | 190 | 34 | 15 |
| 19 | " " " 18 | 6,591 | 6,396 | 6,364 | 6,276 | - | 1 | 106 | 81 | 121 | 38 |
| 20 | " " " 19 | 5,334 | 4,780 | 5,185 | 4,716 | - | - | 86 | 55 | 63 | 9 |

Table 8a.- Population by official language, mother tongue and sex, for the social areas of Winnipeg, 1941 Census

| No. | Social area Région sociale | (1) Total | | Official language ⁽²⁾ Langue officielle ⁽²⁾ | | | | | | | |
|-----|------------------------------------|--------------|---------|--|---------|--|----|--|-------|------------------------|-------|
| | | | | English only - Anglais seulement | | French only - Français seulement | | English and French - Anglais et Français | | Neither - Aucune | |
| | | | | M. | F. | M. | F. | M. | F. | M. | F. |
| 21 | Winnipeg. | 108,787 | 113,173 | 104,141 | 107,882 | 37 | 66 | 3,962 | 4,080 | 647 | 1,145 |
| 22 | Social area - Région sociale No. 1 | 1,416 | 1,349 | 1,387 | 1,323 | - | - | 23 | 12 | 6 | 14 |
| 23 | " " " 2 | 1,144 | 1,045 | 1,089 | 1,014 | - | - | 43 | 22 | 12 | 9 |
| 24 | " " " 3 | 1,855 | 1,787 | 1,830 | 1,765 | - | - | 23 | 20 | 2 | 2 |
| 25 | " " " 4 | 1,510 | 1,629 | 1,493 | 1,607 | - | - | 17 | 21 | - | 1 |
| 26 | " " " 5 | 1,089 | 910 | 1,046 | 841 | - | 2 | 34 | 45 | 9 | 22 |
| 27 | " " " 6 | 2,333 | 2,215 | 2,173 | 1,983 | - | - | 60 | 48 | 100 | 184 |
| 28 | " " " 7 | 1,265 | 1,359 | 1,198 | 1,205 | - | - | 61 | 47 | 6 | 7 |
| 29 | " " " 8 | 1,105 | 1,154 | 1,088 | 1,134 | - | - | 16 | 18 | 1 | 2 |
| 30 | " " " 9 | 914 | 1,026 | 901 | 1,015 | - | 1 | 11 | 9 | 2 | 1 |
| 31 | " " " 10 | 1,650 | 1,765 | 1,632 | 1,736 | - | - | 18 | 24 | - | 5 |

For footnotes, see Page 28.

Tableau 8.- Population selon la langue officielle, la langue maternelle et le sexe, régions sociales de Vancouver, recensement de 1941

| Mother tongue(3)-Langue maternelle(3) | | | | | | | | | | | | | | | | |
|---------------------------------------|---------|-------------------------|-------|-------------------------|-------|-------------------------|-------|-------------------------|-------|------------------------------------|-----|-------------------------|-------|---------------------------|-------|-----|
| English - Anglais | | French - Français | | German - Allemand | | Italian - Italien | | Swedish - Suédois | | Yiddish - Judéo- Allemand | | Chinese - Chinois | | Japanese - Japonais | | No. |
| M. | F. | M. | F. | M. | F. | M. | F. | M. | F. | M. | F. | M. | F. | M. | F. | |
| 113,766 | 118,225 | 1,501 | 1,461 | 1,529 | 1,456 | 1,414 | 1,075 | 1,607 | 1,033 | 603 | 541 | 5,922 | 1,152 | 4,432 | 3,839 | 1 |
| 10,337 | 12,986 | 190 | 266 | 144 | 124 | 24 | 25 | 117 | 102 | 57 | 40 | 64 | 6 | 82 | 65 | 2 |
| 7,176 | 4,047 | 280 | 176 | 264 | 147 | 150 | 71 | 410 | 111 | 27 | 12 | 2,307 | 226 | 304 | 246 | 3 |
| 5,634 | 3,989 | 164 | 98 | 104 | 57 | 593 | 450 | 287 | 125 | 89 | 80 | 2,777 | 674 | 2,016 | 1,726 | 4 |
| 5,107 | 5,107 | 98 | 92 | 45 | 47 | 113 | 78 | 114 | 83 | 6 | 8 | 33 | 19 | 268 | 242 | 5 |
| 5,584 | 5,496 | 55 | 46 | 30 | 41 | 131 | 131 | 82 | 69 | 11 | 10 | 6 | 3 | 37 | 31 | 6 |
| 4,563 | 5,051 | 24 | 38 | 26 | 33 | 8 | 8 | 18 | 17 | 13 | 9 | 12 | - | 21 | 17 | 7 |
| 5,420 | 5,928 | 50 | 58 | 19 | 27 | 16 | 14 | 28 | 17 | 55 | 48 | 15 | 11 | 28 | 45 | 8 |
| 7,924 | 9,029 | 82 | 120 | 62 | 67 | 16 | 20 | 47 | 32 | 43 | 45 | 49 | 14 | 527 | 431 | 9 |
| 7,187 | 9,151 | 131 | 126 | 115 | 135 | 80 | 52 | 81 | 75 | 146 | 137 | 132 | 67 | 731 | 626 | 10 |
| 6,680 | 6,933 | 65 | 60 | 63 | 51 | 69 | 58 | 64 | 44 | 11 | 11 | 73 | 52 | 71 | 53 | 11 |
| 7,498 | 8,288 | 43 | 72 | 30 | 45 | 14 | 14 | 22 | 31 | 11 | 10 | 18 | 10 | 26 | 33 | 12 |
| 2,804 | 3,511 | 14 | 18 | 20 | 55 | 4 | 4 | 1 | 19 | 6 | 6 | 76 | 3 | 8 | 30 | 13 |
| 2,931 | 3,478 | 17 | 37 | 13 | 44 | 7 | 3 | 11 | 19 | 50 | 48 | 43 | 14 | 4 | 17 | 14 |
| 5,757 | 5,839 | 46 | 43 | 52 | 55 | 35 | 22 | 57 | 48 | 29 | 30 | 86 | 25 | 37 | 23 | 15 |
| 8,189 | 8,358 | 70 | 53 | 75 | 74 | 73 | 68 | 76 | 85 | 5 | 7 | 22 | 5 | 10 | 19 | 16 |
| 6,013 | 5,754 | 55 | 47 | 47 | 47 | 42 | 34 | 66 | 49 | 5 | 6 | 16 | 1 | 28 | 17 | 17 |
| 4,904 | 5,538 | 18 | 25 | 24 | 34 | 5 | 1 | 10 | 17 | 30 | 27 | 57 | 1 | 84 | 81 | 18 |
| 5,643 | 5,684 | 52 | 43 | 250 | 233 | 13 | 8 | 41 | 34 | 6 | 4 | 149 | 17 | 143 | 134 | 19 |
| 4,415 | 4,058 | 47 | 43 | 146 | 140 | 21 | 14 | 75 | 56 | 3 | 3 | 87 | 4 | 7 | 3 | 20 |

Tableau 8a.- Population selon la langue officielle, la langue maternelle et le sexe, régions sociales de Winnipeg, recensement de 1941

| Mother tongue(3)-Langue maternelle(3) | | | | | | | | | | | | | | | | |
|---------------------------------------|--------|-------------------------|-------|-------------------------|-------|-------------------------|-----|-------------------------|-----|-----------------------------|--------|------------------------------------|-------|-------------------------|----|-----|
| English - Anglais | | French - Français | | German - Allemand | | Italian - Italien | | Swedish - Suédois | | Ukrainian - Ukrainien | | Yiddish - Judéo- Allemand | | Chinese - Chinois | | No. |
| M. | F. | M. | F. | M. | F. | M. | F. | M. | F. | M. | F. | M. | F. | M. | F. | |
| 72,584 | 76,315 | 2,231 | 2,603 | 4,488 | 4,678 | 602 | 435 | 938 | 847 | 10,952 | 11,367 | 7,549 | 7,794 | 657 | 18 | 21 |
| 752 | 683 | 13 | 7 | 307 | 315 | - | - | 2 | 7 | 226 | 214 | 11 | 11 | - | - | 22 |
| 735 | 663 | 32 | 19 | 76 | 97 | 7 | 3 | 62 | 43 | 122 | 116 | 18 | 13 | 2 | - | 23 |
| 1,559 | 1,527 | 5 | 9 | 47 | 45 | 3 | - | 31 | 30 | 103 | 92 | 20 | 14 | - | - | 24 |
| 1,249 | 1,355 | 7 | 8 | 53 | 57 | 11 | 8 | 25 | 29 | 43 | 43 | 54 | 58 | 4 | - | 25 |
| 178 | 117 | 31 | 40 | 25 | 24 | 4 | 3 | 5 | 3 | 544 | 470 | 47 | 48 | 8 | 2 | 26 |
| 276 | 278 | 25 | 18 | 42 | 26 | - | - | 3 | 1 | 1,116 | 1,095 | 342 | 375 | 10 | - | 27 |
| 727 | 788 | 2 | 3 | 26 | 25 | - | - | 16 | 12 | 25 | 82 | 439 | 401 | 3 | - | 28 |
| 846 | 890 | 8 | 10 | 39 | 36 | - | 3 | 3 | 6 | 11 | 23 | 156 | 144 | - | - | 29 |
| 695 | 768 | 1 | 2 | 34 | 37 | 4 | 4 | 12 | 14 | 13 | 23 | 106 | 124 | 1 | - | 30 |
| 854 | 834 | 9 | 22 | 79 | 89 | 2 | 1 | 8 | 21 | 67 | 91 | 564 | 613 | - | - | 31 |

Pour renvois, voir page 29.

Table 8a.- Population by official language, mother tongue and sex, for the social areas of Winnipeg, 1941 Census - (Con.)

| No. | Social area Région sociale | (1) Total | | Official language (2) Langue officielle (2) | | | | | | | |
|-----------------------|-------------------------------------|--------------|-------|--|-------|-----------------------------------|----|---|-----|-------------------|-----|
| | | | | English only Anglais seulement | | French only Français seulement | | English and French Anglais et Français | | Neither Aucune | |
| | | | | M. | F. | M. | F. | M. | F. | M. | F. |
| Winnipeg - (Con.-fin) | | | | | | | | | | | |
| 1 | Social area - Région sociale No. 11 | 2,427 | 2,559 | 2,362 | 2,477 | 2 | 3 | 41 | 48 | 22 | 31 |
| 2 | " | 2,430 | 2,507 | 2,275 | 2,297 | 2 | 2 | 36 | 32 | 117 | 176 |
| 3 | " | 1,609 | 1,294 | 1,578 | 1,245 | - | - | 21 | 17 | 10 | 32 |
| 4 | " | 1,029 | 1,006 | 1,019 | 994 | - | - | 8 | 6 | 2 | 6 |
| 5 | " | 1,194 | 1,198 | 1,179 | 1,183 | - | - | 11 | 11 | 4 | 4 |
| 6 | " | 2,244 | 2,201 | 2,168 | 2,092 | - | - | 27 | 20 | 49 | 89 |
| 7 | " | 2,017 | 1,996 | 1,967 | 1,918 | - | - | 20 | 8 | 30 | 70 |
| 8 | " | 1,972 | 1,939 | 1,956 | 1,919 | - | - | 10 | 10 | 6 | 10 |
| 9 | " | 2,231 | 2,116 | 2,172 | 2,046 | - | 1 | 15 | 3 | 44 | 66 |
| 10 | " | 1,415 | 1,340 | 1,339 | 1,193 | 4 | 1 | 27 | 18 | 45 | 128 |
| 11 | " | 2,179 | 2,047 | 2,109 | 1,924 | - | - | 13 | 6 | 57 | 117 |
| 12 | " | 700 | 646 | 690 | 621 | - | - | 4 | 9 | 6 | 16 |
| 13 | " | 2,328 | 1,093 | 2,142 | 986 | - | 5 | 175 | 98 | 11 | 4 |
| 14 | " | 2,634 | 1,745 | 2,382 | 1,564 | 3 | 3 | 246 | 174 | 3 | 4 |
| 15 | " | 2,182 | 1,346 | 2,062 | 1,246 | - | - | 114 | 95 | 6 | 5 |
| 16 | " | 1,492 | 1,337 | 1,391 | 1,228 | - | 3 | 98 | 90 | 3 | 16 |
| 17 | " | 1,314 | 1,318 | 1,179 | 1,136 | 1 | 6 | 129 | 165 | 5 | 11 |
| 18 | " | 1,263 | 1,550 | 1,184 | 1,477 | - | - | 78 | 73 | 1 | - |
| 19 | " | 895 | 901 | 888 | 892 | - | - | 7 | 9 | - | - |
| 20 | " | 1,785 | 1,687 | 1,710 | 1,622 | - | 3 | 75 | 61 | - | 1 |
| 21 | " | 1,634 | 1,559 | 1,605 | 1,534 | - | - | 29 | 24 | - | 1 |
| 22 | " | 2,379 | 2,585 | 2,178 | 2,394 | - | 2 | 196 | 188 | 5 | 1 |
| 23 | " | 1,743 | 1,914 | 1,674 | 1,819 | 2 | 1 | 65 | 91 | 2 | 3 |
| 24 | " | 2,798 | 3,108 | 2,715 | 3,006 | 1 | 1 | 79 | 99 | 3 | 2 |
| 25 | " | 2,713 | 2,859 | 2,642 | 2,776 | 1 | - | 69 | 78 | 1 | 5 |
| 26 | " | 3,205 | 3,288 | 3,131 | 3,235 | - | - | 72 | 50 | 2 | 3 |
| 27 | " | 1,410 | 1,500 | 1,376 | 1,472 | - | - | 34 | 28 | - | - |
| 28 | " | 2,088 | 2,657 | 1,944 | 2,488 | - | 1 | 130 | 162 | 14 | 6 |
| 29 | " | 2,178 | 2,413 | 2,110 | 2,333 | - | - | 68 | 77 | - | 3 |
| 30 | " | 2,294 | 3,147 | 2,171 | 2,917 | - | 1 | 122 | 229 | 1 | - |
| 31 | " | 1,732 | 1,808 | 1,662 | 1,726 | - | 1 | 61 | 65 | 9 | 16 |
| 32 | " | 1,549 | 1,700 | 1,368 | 1,491 | 5 | 11 | 152 | 161 | 24 | 37 |
| 33 | " | 603 | 656 | 570 | 612 | - | - | 33 | 44 | - | - |
| 34 | " | 3,443 | 4,214 | 3,270 | 4,038 | - | - | 173 | 176 | - | - |
| 35 | " | 1,117 | 1,098 | 1,096 | 1,072 | 1 | - | 17 | 23 | 3 | 3 |
| 36 | " | 1,574 | 1,672 | 1,534 | 1,629 | - | 1 | 40 | 41 | - | 1 |
| 37 | " | 2,062 | 2,046 | 2,013 | 2,000 | - | - | 48 | 46 | 1 | - |
| 38 | " | 1,784 | 1,539 | 1,606 | 1,399 | 9 | 3 | 167 | 136 | 2 | 1 |
| 39 | " | 3,819 | 4,469 | 3,476 | 4,093 | 5 | 5 | 332 | 363 | 6 | 8 |
| 40 | " | 2,483 | 3,853 | 2,352 | 3,600 | - | 1 | 128 | 247 | 3 | 5 |
| 41 | " | 2,115 | 2,771 | 2,014 | 2,650 | - | 1 | 99 | 118 | 2 | 2 |
| 42 | " | 1,227 | 1,359 | 1,164 | 1,286 | - | 4 | 59 | 63 | 4 | 6 |
| 43 | " | 2,205 | 2,407 | 2,157 | 2,355 | 1 | 2 | 44 | 45 | 3 | 5 |
| 44 | " | 1,784 | 2,474 | 1,722 | 2,392 | - | - | 62 | 80 | - | 2 |
| 45 | " | 2,227 | 2,777 | 2,149 | 2,686 | - | - | 77 | 90 | 1 | 1 |
| 46 | " | 2,094 | 2,185 | 2,056 | 2,148 | - | 1 | 36 | 35 | 2 | 1 |
| 47 | " | 1,855 | 2,120 | 1,819 | 2,081 | - | - | 36 | 39 | - | - |
| 48 | " | 1,051 | 1,086 | 1,020 | 1,067 | - | - | 31 | 19 | - | - |
| 49 | " | 2,000 | 1,844 | 1,958 | 1,800 | - | - | 42 | 44 | - | - |

(1) Includes mother tongue "other" and "not stated".

(2) Persons indicated as speaking "English only" or "French only" may also speak other languages and have a mother tongue other than English or French.

(3) By mother tongue is meant the first language learned in childhood if still understood by the person.

Tableau 8a.- Population selon la langue officielle, la langue maternelle et le sexe, régions sociales de Winnipeg, recensement de 1941 - (fin)

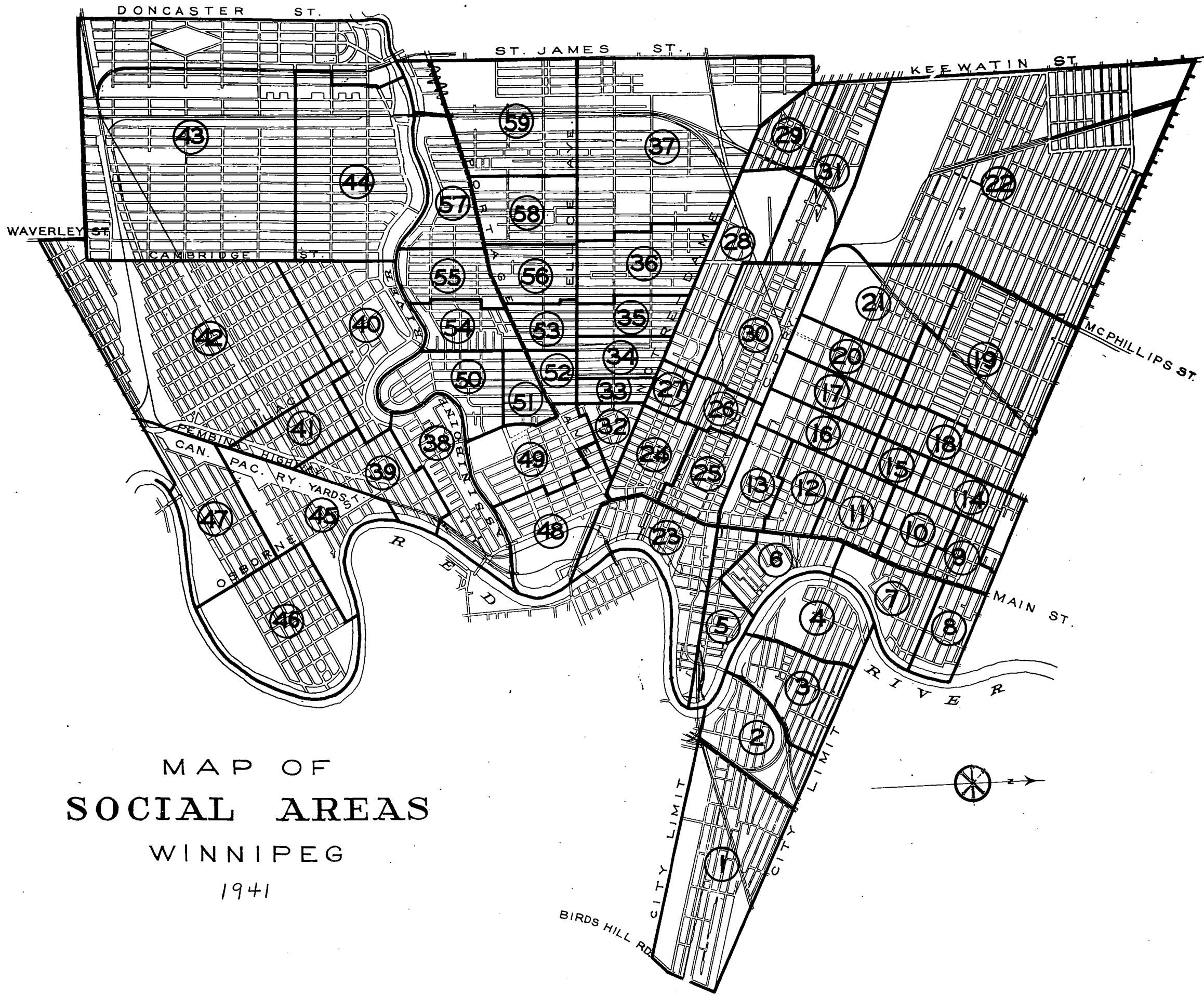
| Mother tongue ⁽³⁾ -Langue maternelle ⁽³⁾ | | | | | | | | | | | | | | | | |
|--|-------|-------------------------|-----|-------------------------|-----|-------------------------|----|-------------------------|----|-----------------------------|-------|------------------------------------|-------|-------------------------|----|-----|
| English - Anglais | | French - Français | | German - Allemand | | Italian - Italien | | Swedish - Suédois | | Ukrainian - Ukrainien | | Yiddish - Judéo- Allemand | | Chinese - Chinois | | No. |
| M. | F. | M. | F. | M. | F. | M. | F. | M. | F. | M. | F. | M. | F. | M. | F. | |
| 480 | 408 | 11 | 17 | 106 | 127 | 10 | 11 | 6 | 7 | 218 | 244 | 1,373 | 1,500 | 1 | - | 1 |
| 285 | 243 | 3 | 7 | 40 | 36 | 5 | 1 | 5 | 2 | 401 | 397 | 1,329 | 1,478 | 6 | - | 2 |
| 149 | 94 | 14 | 14 | 38 | 27 | 2 | 1 | 6 | 10 | 598 | 482 | 449 | 444 | 4 | - | 3 |
| 675 | 632 | 4 | 4 | 164 | 166 | - | - | 7 | 8 | 65 | 67 | 55 | 60 | - | - | 4 |
| 227 | 185 | 3 | 9 | 442 | 474 | 12 | 4 | 3 | 1 | 123 | 144 | 245 | 242 | - | - | 5 |
| 235 | 188 | 8 | 8 | 95 | 96 | 5 | 3 | 2 | 7 | 771 | 726 | 899 | 962 | - | - | 6 |
| 111 | 76 | 6 | 2 | 124 | 117 | 3 | 2 | 1 | - | 965 | 982 | 460 | 489 | 1 | - | 7 |
| 714 | 654 | 4 | 5 | 613 | 630 | 2 | - | 3 | 2 | 332 | 341 | 65 | 67 | 1 | - | 8 |
| 382 | 321 | 4 | 1 | 240 | 224 | 17 | 8 | 4 | 8 | 1,159 | 1,120 | 20 | 18 | - | - | 9 |
| 171 | 126 | 22 | 14 | 113 | 110 | 11 | 8 | 4 | 8 | 720 | 713 | 92 | 93 | - | - | 10 |
| 361 | 289 | 3 | 3 | 85 | 94 | 4 | 1 | 6 | 7 | 1,232 | 1,188 | 29 | 25 | - | - | 11 |
| 176 | 188 | 2 | 3 | 31 | 23 | 1 | - | - | - | 261 | 245 | 1 | 2 | - | - | 12 |
| 904 | 342 | 154 | 94 | 155 | 71 | 20 | 6 | 50 | 13 | 556 | 391 | 48 | 23 | 154 | 1 | 13 |
| 1,756 | 1,064 | 179 | 147 | 141 | 97 | 13 | 7 | 72 | 46 | 133 | 158 | 39 | 28 | 65 | - | 14 |
| 1,038 | 690 | 98 | 79 | 101 | 59 | 18 | 11 | 135 | 62 | 214 | 205 | 18 | 11 | 227 | 1 | 15 |
| 907 | 798 | 87 | 89 | 148 | 134 | 43 | 23 | 45 | 39 | 69 | 88 | 17 | 17 | 11 | 8 | 16 |
| 884 | 827 | 119 | 159 | 87 | 89 | 14 | 10 | 26 | 18 | 36 | 54 | 16 | 13 | 5 | 2 | 17 |
| 1,029 | 1,255 | 63 | 57 | 41 | 78 | 10 | 5 | 9 | 15 | 18 | 26 | - | 2 | 14 | - | 18 |
| 802 | 814 | 7 | 8 | 30 | 31 | 2 | 2 | 3 | 3 | 16 | 13 | 6 | 6 | - | - | 19 |
| 1,339 | 1,269 | 51 | 54 | 167 | 157 | 8 | 4 | 18 | 9 | 59 | 55 | 14 | 13 | 1 | - | 20 |
| 1,335 | 1,264 | 19 | 15 | 96 | 95 | 8 | 10 | 9 | 7 | 39 | 39 | 16 | 13 | - | - | 21 |
| 1,868 | 1,952 | 135 | 153 | 53 | 77 | 8 | 1 | 31 | 26 | 48 | 119 | 69 | 66 | 18 | 1 | 22 |
| 1,437 | 1,543 | 50 | 76 | 41 | 35 | 50 | 53 | 22 | 14 | 29 | 63 | 15 | 6 | 5 | - | 23 |
| 2,311 | 2,515 | 59 | 84 | 56 | 59 | 39 | 31 | 17 | 24 | 21 | 47 | 26 | 19 | 7 | 1 | 24 |
| 2,308 | 2,366 | 40 | 63 | 53 | 46 | 22 | 23 | 7 | 7 | 11 | 22 | 14 | 11 | 6 | - | 25 |
| 2,902 | 2,935 | 21 | 20 | 46 | 54 | 5 | 12 | 15 | 11 | 9 | 14 | 10 | 5 | 1 | - | 26 |
| 1,254 | 1,301 | 14 | 11 | 10 | 8 | 5 | 3 | 6 | 10 | 18 | 27 | 16 | 17 | - | - | 27 |
| 1,901 | 2,348 | 51 | 77 | 14 | 39 | 8 | 6 | 19 | 19 | 22 | 59 | 20 | 18 | 7 | - | 28 |
| 1,919 | 2,138 | 33 | 50 | 42 | 42 | 30 | 25 | 22 | 25 | 20 | 28 | 23 | 18 | 6 | - | 29 |
| 2,185 | 2,843 | 18 | 73 | 14 | 47 | 3 | 1 | 3 | 5 | 6 | 73 | 29 | 22 | 9 | - | 30 |
| 1,445 | 1,513 | 34 | 43 | 7 | 11 | 11 | 5 | 1 | 4 | 125 | 127 | 12 | 16 | - | - | 31 |
| 1,158 | 1,246 | 96 | 128 | 17 | 24 | 7 | 8 | 14 | 13 | 144 | 171 | 11 | 15 | 1 | - | 32 |
| 554 | 580 | 30 | 42 | 1 | 3 | - | - | 2 | - | 3 | 11 | 9 | 7 | - | - | 33 |
| 3,257 | 3,732 | 9 | 36 | 21 | 93 | 1 | - | 11 | 27 | 3 | 112 | 84 | 82 | 2 | - | 34 |
| 1,003 | 983 | 11 | 14 | 15 | 15 | 36 | 31 | 3 | 4 | 5 | 10 | 14 | 10 | 1 | - | 35 |
| 1,452 | 1,524 | 7 | 12 | 9 | 22 | 6 | 13 | 8 | 8 | 27 | 32 | 5 | 4 | 1 | - | 36 |
| 1,936 | 1,923 | 10 | 14 | 18 | 23 | 5 | 5 | 13 | 11 | 8 | 11 | 5 | - | 1 | - | 37 |
| 1,419 | 1,218 | 124 | 101 | 17 | 15 | 6 | 2 | 18 | 11 | 23 | 58 | 31 | 21 | 28 | - | 38 |
| 3,136 | 3,576 | 249 | 291 | 63 | 90 | 13 | 5 | 36 | 36 | 58 | 164 | 51 | 28 | 25 | 1 | 39 |
| 2,227 | 3,389 | 42 | 116 | 26 | 38 | 21 | 16 | 20 | 32 | 18 | 63 | 39 | 31 | - | - | 40 |
| 1,855 | 2,381 | 38 | 59 | 31 | 61 | 8 | 3 | 22 | 25 | 18 | 66 | 31 | 30 | 9 | - | 41 |
| 997 | 1,087 | 32 | 41 | 16 | 32 | 23 | 10 | 11 | 12 | 24 | 46 | 13 | 3 | 5 | - | 42 |
| 1,944 | 2,070 | 34 | 36 | 37 | 47 | 21 | 18 | 16 | 32 | 15 | 29 | 13 | 12 | 1 | - | 43 |
| 1,637 | 2,250 | 22 | 30 | 14 | 28 | 9 | 7 | 11 | 12 | 4 | 16 | 5 | 4 | - | - | 44 |
| 2,102 | 2,555 | 20 | 29 | 19 | 31 | 6 | 5 | 7 | 15 | 2 | 20 | 13 | 10 | 3 | 1 | 45 |
| 1,938 | 2,012 | 19 | 24 | 20 | 21 | 12 | 10 | 12 | 17 | 5 | 8 | 11 | 5 | - | - | 46 |
| 1,745 | 1,954 | 11 | 18 | 22 | 23 | 1 | 1 | 3 | 4 | 3 | 26 | 27 | 24 | - | - | 47 |
| 954 | 984 | 6 | 6 | 9 | 4 | 7 | 2 | 6 | 4 | 12 | 14 | 1 | 1 | - | - | 48 |
| 1,909 | 1,757 | 22 | 29 | 12 | 4 | - | - | 1 | 1 | 16 | 4 | 4 | 2 | 3 | - | 49 |

(1) Comprend langue maternelle "autre" et "non donnée".


(2) Les personnes données comme parlant l'"anglais seulement" ou le "français seulement" peuvent aussi parler d'autres langues et avoir une langue maternelle autre que l'anglais ou le français.

(3) Par langue maternelle on entend la première langue que la personne a apprise dans son enfance si elle est encore comprise de cette personne.

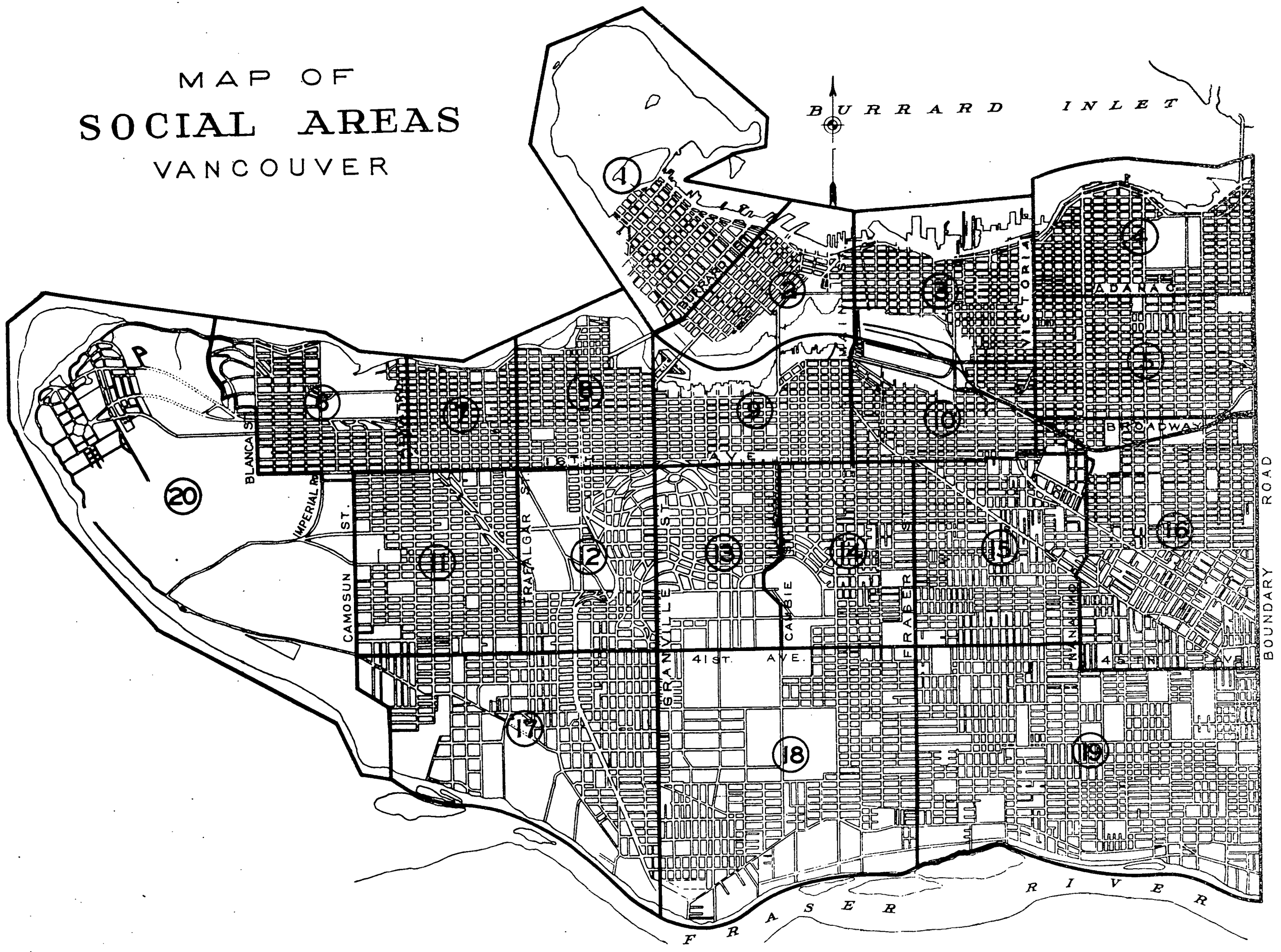
THE UNIVERSITY OF CHICAGO
DIVISION OF THE PHYSICAL SCIENCES
DEPARTMENT OF CHEMISTRY
5708 SOUTH CAMPUS DRIVE
CHICAGO, ILLINOIS 60637



MAP OF
SOCIAL AREAS
 WINNIPEG
 1941



MAP OF SOCIAL AREAS VANCOUVER



STATISTICS CANADA LIBRARY
BIBLIOTHÈQUE STATISTIQUE CANADA



1010475711