

CANADA  
DOMINION BUREAU OF STATISTICS — BUREAU FÉDÉRAL DE LA STATISTIQUE  
DEPARTMENT OF TRADE AND COMMERCE — MINISTÈRE DU COMMERCE

---

NINTH CENSUS OF CANADA  
1951  
NEUVIÈME RECENSEMENT DU CANADA

VOLUME III  
HOUSING AND FAMILIES  
—  
LOGEMENTS ET FAMILLES

*Published by authority of*  
THE RT. HON. C. D. HOWE  
Minister of Trade and Commerce



*Publié d'ordre du*  
TRÈS HON. C. D. HOWE  
Ministre du Commerce

EDMOND CLOUTIER, C.M.G., O.A., D.S.P.  
QUEEN'S PRINTER AND CONTROLLER OF STATIONERY—IMPRIMEUR DE LA REINE ET CONTRÔLEUR DE LA PAFETERIE  
OTTAWA, 1953

Price: \$3.00

Prix: \$3.00





## REPORT OF THE NINTH CENSUS OF CANADA, 1951

**Volume I - Population - General characteristics** - Population totals down to the smallest geographical areas. Classifications for certain areas by such basic characteristics as sex, age, marital status, origin, religious denomination, birthplace, official language, mother tongue, citizenship, immigration, schooling and war service.

**Volume II - Population - Cross-classifications of characteristics** - (a) Age and sex, and (b) origin and sex, cross-classified with other population subjects. Characteristics of the immigrant population; results of the census of the blind and deaf.

**Volume III - Housing and families** - Housing data covering such characteristics as type of dwelling, number of rooms, tenure, rent, household facilities. Data on size and composition of family and characteristics of family heads.

**Volume IV - Labour force - Occupations and industries** - Industry and occupation characteristics of the labour force as well as characteristics of age, birthplace, class of worker, immigration, marital status, origin, and years of schooling.

**Volume V - Earnings and employment of wage-earners** - Earnings and employment characteristics of wage and salary earners, as well as characteristics of age, hours worked, industry, marital status, occupation, and sex; and some data for persons 14 years of age and over who were without jobs and seeking work or who were not in the labour force.

**Volume VI - Agriculture (Parts I and II)** - Number, area, value, tenure and size of occupied farms; crops, live stock and machinery. Part I relates to the Atlantic Provinces and Quebec; Part II relates to the rest of Canada.

**Volume VII - Distribution - Retail trade** - Retail trade establishments by geographic areas, kinds of business and type of operations, including such data as number of establishments, sales, employment, payrolls, inventories and commodities.

**Volume VIII - Distribution - Wholesale trade - Services** - Wholesale trade establishments and service establishments by geographic areas, kinds of business and type of operations including such data as number of establishments, sales, employment and payrolls, with inventories and commodities shown for the wholesale trade.

**Volume IX - Fisheries** - Number and status of fishermen, type and size of fishing craft, inventory of fishing gear and shore equipment, landings and disposition of fish, revenues and expenditures.

**Volume X - General review** - Review of the results of the 1951 Census relating to Population, Housing and Families, Labour Force, Agriculture, Distribution and Fisheries including historical and analytical tables as well as textual material.

**Volume XI - Administrative report** - Organization and methods of collecting and compiling the returns of the 1951 Census with background information on history, purpose and legislation.

## RAPPORT DU NEUVIÈME RECENSEMENT DU CANADA, 1951

**Volume I - Population - Caractéristiques générales** - Chiffres de la population jusque dans les plus petites régions géographiques. En ce qui concerne certaines régions, la population est classée selon certaines caractéristiques fondamentales telles que le sexe, l'âge, l'état matrimonial, l'origine, la religion, le lieu de naissance, la langue officielle, la langue maternelle, la citoyenneté, l'immigration, la scolarité, et le service de guerre.

**Volume II - Population - Classements recoupés des caractéristiques** - a) Âge et sexe, et b) origine et sexe recoupés par d'autres caractéristiques de la population. Caractéristiques de la population immigrée; résultats du recensement des aveugles et des sourds.

**Volume III - Habitations et familles** - Données sur l'habitation embrassant des caractéristiques telles que le genre de logement, le nombre de pièces, le mode d'occupation, le loyer, les commodités ménagères. Données sur l'importance numérique et la composition de la famille et caractéristiques des chefs de famille.

**Volume IV - Main-d'oeuvre - Occupations et industries** - Caractéristiques de la main-d'oeuvre quant aux industries et aux occupations ainsi que détails quant à l'âge, le lieu de naissance, la classe de travailleur, l'immigration, l'état matrimonial, l'origine et la scolarité.

**Volume V - Gain et emploi des salariés** - Caractéristiques des employés à salaire et à traitement quant au gain et à l'emploi, ainsi que caractéristiques quant à l'âge, les heures de travail contribuées, l'industrie, l'état matrimonial, l'occupation, et le sexe; certaines données à l'égard des personnes âgées de 14 ans et plus qui étaient sans emploi et en quête de travail ou qui ne faisaient pas partie de la main-d'oeuvre.

**Volume VI - Agriculture (Parties I et II)** - Nombre, superficie, valeur, mode d'occupation et grandeur des fermes occupées; récoltes, bestiaux et machinerie. La Partie I porte sur les provinces de l'Atlantique et le Québec; la Partie II, sur le reste du Canada.

**Volume VII - Distribution - Commerce de détail** - Établissements de commerce de détail selon les régions géographiques, le genre d'entreprise et le mode d'exploitation, y compris des données sur le nombre d'établissements, les ventes, l'emploi, les salaires, les stocks et les denrées.

**Volume VIII - Distribution - Commerce de gros - Services** - Établissements de commerce de gros et établissements de service selon les régions géographiques, le genre d'entreprise et le mode d'exploitation, y compris des données sur le nombre d'établissements, les ventes, l'emploi et les salaires, et sur les stocks et les denrées, en ce qui concerne le commerce de gros.

**Volume IX - Pêche** - Nombre et situation des pêcheurs dans l'industrie, genre et dimensions des embarcations de pêche, inventaire des engins de pêche et des installations à terre, débarquement et emploi du poisson, recettes et dépenses.

**Volume X - Revue générale** - Revue des résultats du recensement de 1951 en ce qui concerne la population, l'habitation et les familles, la main-d'oeuvre, l'agriculture, la distribution, et la pêche, y compris tableaux chronologiques et analytiques et texte.

**Volume XI - Rapport administratif** - Organisation du recensement de 1951 et méthodes de collecte et de dépouillement des résultats, ainsi que documentation historique et exposé de l'objet du recensement et de la législation qui le régit.



## PREFACE

Volume III of the Ninth Census of Canada gives the final results of the 1951 Census dealing with dwellings, households, and families.

The tabular material of the present volume contains pertinent information relating to housing and families as of June 1, 1951, as well as a number of tables showing a comparison of 1951 data with that of earlier censuses. The Table of Contents at page vii contains details concerning the subject matter of these tables, as well as the geographical areas for which data are presented. The appendices contain provincial and census metropolitan area maps, and a copy of the housing questionnaire.

The materials for this volume were prepared in the Population Section of the Census Division.

HERBERT MARSHALL,  
*Dominion Statistician*

Ottawa, April 30, 1953.

## PRÉFACE

Le volume III du Neuvième recensement du Canada contient les résultats définitifs du recensement des logements, des ménages et des familles en 1951.

La partie du présent volume qui est consacrée aux tableaux contient des renseignements relativement aux habitations et aux familles, tels qu'ils ont été relevés le 1<sup>er</sup> juin 1951, ainsi qu'un certain nombre de tableaux où sont comparées les données du recensement de 1951 à celles des recensements antérieurs. La table des matières, page vii, contient des détails sur la matière de ces tableaux et donne les régions géographiques auxquelles s'appliquent les données. Aux appendices, on trouvera des cartes des provinces et des zones métropolitaines de recensement, de même qu'une reproduction du questionnaire sur le logement.

La matière du présent volume a été préparée par la Section de la population, Division du recensement.

HERBERT MARSHALL,  
*Statisticien du Dominion*

Ottawa, 30 avril 1953.



## TABLE OF CONTENTS

Introduction ..... page xvii

### PART I. HOUSING

#### Dwellings, Households by Size and Composition

- Table 1. Dwellings, households, and average number of persons per dwelling and per household, for Canada and the provinces, 1881-1951
- Table 2. Occupied and unoccupied dwellings, for provinces, rural, urban, and incorporated cities, towns, and villages of 10,000 population and over, 1951
- Table 3. Hotel, institutional, and camp dwellings, for Canada and the provinces, 1951
- Table 4. Households by number of persons and average number of persons per household, for counties and census divisions, rural farm, rural non-farm, and urban, 1951
- Table 5. Households by number of persons and average number of persons per household, for incorporated cities, towns, and villages of 1,000 population and over, 1951

#### Dwelling and Household Characteristics by Tenure

##### Number of dwellings

- Table 6. Occupied dwellings by tenure, for counties and census divisions, rural farm, rural non-farm, and urban, 1951
- Table 7. Occupied dwellings by tenure, for incorporated cities, towns, and villages of 2,500 population and over, 1951

##### Type of dwelling

- Table 8. Occupied dwellings by tenure showing type of dwelling, for provinces, rural farm, rural non-farm, and urban size groups, 1951
- Table 9. Occupied dwellings by tenure showing type of dwelling, for counties and census divisions, 1951
- Table 10. Occupied dwellings by tenure showing type of dwelling, for incorporated cities, towns, and villages of 10,000 population and over, 1951
- Table 11. Occupied dwellings by tenure showing type of dwelling, for census metropolitan areas, 1951

##### Rooms per dwelling

- Table 12. Occupied dwellings by tenure showing number of rooms and average number of rooms per dwelling, for provinces, rural farm, rural non-farm, and urban size groups, 1951
- Table 13. Occupied dwellings by tenure showing number of rooms and average number of rooms per dwelling, for counties and census divisions, 1951
- Table 14. Occupied dwellings by tenure showing number of rooms and average number of rooms per dwelling, for incorporated cities, towns, and villages of 10,000 population and over, 1951
- Table 15. Occupied dwellings by tenure showing number of rooms and average number of rooms per dwelling, for census metropolitan areas, 1951

##### Exterior material and state of repair

- Table 16. Occupied dwellings by tenure showing principal exterior material and state of repair, for provinces, rural farm, rural non-farm, and urban size groups, 1951
- Table 17. Occupied dwellings by tenure showing principal exterior material and state of repair, for counties and census divisions, 1951
- Table 18. Occupied dwellings by tenure showing principal exterior material and state of repair, for incorporated cities, towns and villages of 10,000 population and over, 1951
- Table 19. Occupied dwellings by tenure showing principal exterior material and state of repair, for census metropolitan areas, 1951

## TABLE DES MATIÈRES

Introduction ..... page xvii

### PARTIE I. LOGEMENTS

#### Logements, ménages selon l'importance numérique et la composition

- Tableau 1. Logements, ménages et moyenne de personnes par logement et par ménage, Canada et provinces, 1881-1951
- Tableau 2. Logements occupés et inoccupés, provinces, régions rurales et urbaines et cités, villes et villages constitués de 10,000 et plus, 1951
- Tableau 3. Logements dans les hôtels, les institutions et les camps et chantiers, Canada et provinces, 1951
- Tableau 4. Ménages selon le nombre de personnes et moyenne de personnes par ménage, comtés et divisions de recensement, régions rurales agricoles, rurales non agricoles, et urbaines, 1951
- Tableau 5. Ménages selon le nombre de personnes et moyenne de personnes par ménage, cités, villes et villages constitués de 1,000 et plus, 1951

#### Caractéristiques des logements et des ménages selon le mode d'occupation du logement

##### Nombre de logements

- Tableau 6. Logements occupés selon le mode d'occupation, comtés et divisions de recensement, régions rurales agricoles, rurales non agricoles, et urbaines, 1951
- Tableau 7. Logements occupés selon le mode d'occupation, cités, villes et villages constitués de 2,500 et plus, 1951

##### Genre de logement

- Tableau 8. Logements occupés selon le mode d'occupation et le genre, provinces, régions rurales agricoles, rurales non agricoles, et urbaines par groupe d'importance, 1951
- Tableau 9. Logements occupés selon le mode d'occupation et le genre, comtés et divisions de recensement, 1951
- Tableau 10. Logements occupés selon le mode d'occupation et le genre, cités, villes et villages constitués de 10,000 et plus, 1951
- Tableau 11. Logements occupés selon le mode d'occupation et le genre, zones métropolitaines de recensement, 1951

##### Nombre de pièces par logement

- Tableau 12. Logements occupés selon le mode d'occupation et nombre et moyenne de pièces par logement, provinces, régions rurales agricoles, rurales non agricoles, et urbaines par groupe d'importance, 1951
- Tableau 13. Logements occupés selon le mode d'occupation et nombre et moyenne de pièces par logement, comtés et divisions de recensement, 1951
- Tableau 14. Logements occupés selon le mode d'occupation et nombre et moyenne de pièces par logement, cités, villes et villages constitués de 10,000 et plus, 1951
- Tableau 15. Logements occupés selon le mode d'occupation et nombre et moyenne de pièces par logement, zones métropolitaines de recensement, 1951

##### Matériau d'extérieur et état

- Tableau 16. Logements occupés selon le mode d'occupation, et principal matériau extérieur et état du logement, provinces, régions rurales agricoles, rurales non agricoles, et urbaines par groupe d'importance, 1951
- Tableau 17. Logements occupés selon le mode d'occupation, et principal matériau extérieur et état du logement, comtés et divisions de recensement, 1951
- Tableau 18. Logements occupés selon le mode d'occupation, et principal matériau extérieur et état du logement, cités, villes et villages constitués de 10,000 et plus, 1951
- Tableau 19. Logements occupés selon le mode d'occupation, et principal matériau extérieur et état du logement, zones métropolitaines de recensement, 1951

## TABLE OF CONTENTS — Continued

## PART I. HOUSING — Con.

Dwelling and Household Characteristics  
by Tenure — Con.

## Principal heating equipment and fuel

- Table 20. Occupied dwellings by tenure showing principal heating equipment, for provinces, rural farm, rural non-farm, and urban size groups, 1951
- Table 21. Occupied dwellings by tenure showing principal heating equipment, for counties and census divisions, 1951
- Table 22. Occupied dwellings by tenure showing principal heating equipment, for incorporated cities, towns, and villages of 10,000 population and over, 1951
- Table 23. Occupied dwellings by tenure showing principal heating equipment, for census metropolitan areas, 1951
- Table 24. Occupied dwellings by tenure showing principal heating fuel, for provinces, rural farm, rural non-farm, and urban size groups, 1951
- Table 25. Occupied dwellings by tenure showing principal heating fuel, for counties and census divisions, 1951
- Table 26. Occupied dwellings by tenure showing principal heating fuel, for incorporated cities, towns, and villages of 10,000 population and over, 1951
- Table 27. Occupied dwellings by tenure showing principal heating fuel, for census metropolitan areas, 1951

## Supplementary heating equipment and fuel

- Table 28. Occupied dwellings by tenure showing supplementary heating equipment and fuel, for provinces, rural farm, rural non-farm, and urban size groups, 1951
- Table 29. Occupied dwellings by tenure showing supplementary heating equipment and fuel, for counties and census divisions, 1951
- Table 30. Occupied dwellings by tenure showing supplementary heating equipment and fuel, for incorporated cities, towns, and villages of 10,000 population and over, 1951
- Table 31. Occupied dwellings by tenure showing supplementary heating equipment and fuel, for census metropolitan areas, 1951

## Water supply, bath and toilet facilities

- Table 32. Occupied dwellings by tenure showing water supply, bath and toilet facilities, for provinces, rural farm, rural non-farm, and urban size groups, 1951
- Table 33. Occupied dwellings by tenure showing water supply, bath and toilet facilities, for counties and census divisions, 1951
- Table 34. Occupied dwellings by tenure showing water supply, bath and toilet facilities, for incorporated cities, towns, and villages of 10,000 population and over, 1951
- Table 35. Occupied dwellings by tenure showing water supply, bath and toilet facilities, for census metropolitan areas, 1951

## Lighting, cooking and refrigeration facilities

- Table 36. Occupied dwellings by tenure showing lighting, cooking, and refrigeration facilities, for provinces, rural farm, rural non-farm, and urban size groups, 1951
- Table 37. Occupied dwellings by tenure showing lighting, cooking, and refrigeration facilities, for counties and census divisions, 1951
- Table 38. Occupied dwellings by tenure showing lighting, cooking, and refrigeration facilities, for incorporated cities, towns, and villages of 10,000 population and over, 1951
- Table 39. Occupied dwellings by tenure showing lighting, cooking, and refrigeration facilities, for census metropolitan areas, 1951

## TABLE DES MATIÈRES — suite

## PARTIE I. LOGEMENTS — suite

Caractéristiques des logements et des ménages selon  
le mode d'occupation du logement suite

## Principal appareil et principal combustible de chauffage

- Tableau 20. Logements occupés selon le mode d'occupation, et principal appareil de chauffage, provinces, régions rurales agricoles, rurales non agricoles, et urbaines par groupe d'importance, 1951
- Tableau 21. Logements occupés selon le mode d'occupation, et principal appareil de chauffage, comtés et divisions de recensement, 1951
- Tableau 22. Logements occupés selon le mode d'occupation, et principal appareil de chauffage, cités, villes et villages constitués de 10,000 et plus, 1951
- Tableau 23. Logements occupés selon le mode d'occupation, et principal appareil de chauffage, zones métropolitaines de recensement, 1951
- Tableau 24. Logements occupés selon le mode d'occupation, et principal combustible de chauffage, provinces, régions rurales agricoles, rurales non agricoles, et urbaines par groupe d'importance, 1951
- Tableau 25. Logements occupés selon le mode d'occupation, et principal combustible de chauffage, comtés et divisions de recensement, 1951
- Tableau 26. Logements occupés selon le mode d'occupation, et principal combustible de chauffage, cités, villes et villages constitués de 10,000 et plus, 1951
- Tableau 27. Logements occupés selon le mode d'occupation, et principal combustible de chauffage, zones métropolitaines de recensement, 1951

## Appareil et combustible supplémentaires de chauffage

- Tableau 28. Logements occupés selon le mode d'occupation, et appareil et combustible supplémentaires de chauffage, provinces, régions rurales agricoles, rurales non agricoles, et urbaines par groupe d'importance, 1951
- Tableau 29. Logements occupés selon le mode d'occupation, et appareil et combustible supplémentaires de chauffage, comtés et divisions de recensement, 1951
- Tableau 30. Logements occupés selon le mode d'occupation, et appareil et combustible supplémentaires de chauffage, cités, villes et villages constitués de 10,000 et plus, 1951
- Tableau 31. Logements occupés selon le mode d'occupation, et appareil et combustible supplémentaires de chauffage, zones métropolitaines de recensement, 1951

## Service d'eau et commodités de bain et de toilettes

- Tableau 32. Logements occupés selon le mode d'occupation, service d'eau et commodités de bain et de toilettes, provinces, régions rurales agricoles, rurales non agricoles, et urbaines par groupe d'importance, 1951
- Tableau 33. Logements occupés selon le mode d'occupation, service d'eau et commodités de bain et de toilettes, comtés et divisions de recensement, 1951
- Tableau 34. Logements occupés selon le mode d'occupation, service d'eau et commodités de bain et de toilettes, cités, villes et villages constitués de 10,000 et plus, 1951
- Tableau 35. Logements occupés selon le mode d'occupation, service d'eau et commodités de bain et de toilettes, zones métropolitaines de recensement, 1951

## Commodités d'éclairage, de cuisson et de réfrigération

- Tableau 36. Logements occupés selon le mode d'occupation, commodités d'éclairage, de réfrigération et de cuisson, provinces, régions rurales agricoles, rurales non agricoles, et urbaines par groupe d'importance, 1951
- Tableau 37. Logements occupés selon le mode d'occupation, commodités d'éclairage, de cuisson et de réfrigération, comtés et divisions de recensement, 1951
- Tableau 38. Logements occupés selon le mode d'occupation, commodités d'éclairage, de cuisson et de réfrigération, cités, villes et villages constitués de 10,000 et plus, 1951
- Tableau 39. Logements occupés selon le mode d'occupation, commodités d'éclairage, de cuisson et de réfrigération, zones métropolitaines de recensement, 1951

## TABLE OF CONTENTS — Continued

## PART I. HOUSING — Con.

Dwelling and Household Characteristics  
by Tenure — Con.

## Washing machines, vacuum cleaners, telephones, radios, and automobiles

Table 40. Occupied dwellings by tenure showing specified living conveniences, for provinces, rural farm, rural non-farm, and urban size groups, 1951

Table 41. Occupied dwellings by tenure showing specified living conveniences, for counties and census divisions, 1951

Table 42. Occupied dwellings by tenure showing specified living conveniences, for incorporated cities, towns, and villages of 10,000 population and over, 1951

Table 43. Occupied dwellings by tenure showing specified living conveniences, for census metropolitan areas, 1951

## Household size and composition

Table 44. Occupied dwellings by tenure showing household size, for provinces, rural farm, rural non-farm, and urban size groups, 1951

Table 45. Occupied dwellings by tenure showing household size, for counties and census divisions, 1951

Table 46. Occupied dwellings by tenure showing household size, for incorporated cities, towns, and villages of 10,000 population and over, 1951

Table 47. Occupied dwellings by tenure showing household size, for census metropolitan areas, 1951

Table 48. Occupied dwellings by tenure showing household composition, for provinces, rural farm, rural non-farm, and urban size groups, 1951

Table 49. Occupied dwellings by tenure showing household composition, for counties and census divisions, 1951

Table 50. Occupied dwellings by tenure showing household composition, for incorporated cities, towns, and villages of 10,000 population and over, 1951

Table 51. Occupied dwellings by tenure showing household composition, for census metropolitan areas, 1951

## Persons per room

Table 52. Occupied dwellings by tenure showing number of persons per room, for provinces, rural farm, rural non-farm, and urban size groups, 1951

Table 53. Occupied dwellings by tenure showing number of persons per room, for counties and census divisions, 1951

Table 54. Occupied dwellings by tenure showing number of persons per room, for incorporated cities, towns, and villages of 10,000 population and over, 1951

Table 55. Occupied dwellings by tenure showing number of persons per room, for census metropolitan areas, 1951

## Year of occupancy

Table 56. Occupied dwellings by tenure showing first year of occupancy by present household head, for provinces, rural farm, rural non-farm, and urban size groups, 1951

Table 57. Occupied dwellings by tenure showing first year of occupancy by present household head, for counties and census divisions, 1951

Table 58. Occupied dwellings by tenure showing first year of occupancy by present household head, for incorporated cities, towns, and villages of 10,000 population and over, 1951

Table 59. Occupied dwellings by tenure showing first year of occupancy by present household head, for census metropolitan areas, 1951

## TABLE DES MATIÈRES — suite

## PARTIE I. LOGEMENTS — suite

Caractéristiques des logements et des ménages selon  
le mode d'occupation du logement — suite

## Lessiveuses, aspirateurs, téléphones, radios et automobiles

Tableau 40. Logements occupés selon le mode d'occupation et possédant certaines commodités de confort spécifiées, provinces, régions rurales agricoles, rurales non agricoles, et urbaines par groupe d'importance, 1951

Tableau 41. Logements occupés selon le mode d'occupation et possédant certaines commodités spécifiées de confort, comtés et divisions de recensement, 1951

Tableau 42. Logements occupés selon le mode d'occupation et possédant certaines commodités de confort spécifiées, cités, villes et villages constitués de 10,000 et plus, 1951

Tableau 43. Logements occupés selon le mode d'occupation et possédant certaines commodités de confort spécifiées, zones métropolitaines de recensement, 1951

## Importance numérique et composition du ménage

Tableau 44. Logements occupés selon le mode d'occupation, et importance numérique du ménage, provinces, régions rurales agricoles, rurales non agricoles, et urbaines par groupe d'importance, 1951

Tableau 45. Logements occupés selon le mode d'occupation, et importance numérique du ménage, comtés et divisions de recensement, 1951

Tableau 46. Logements occupés selon le mode d'occupation, et importance numérique du ménage, cités, villes et villages constitués de 10,000 et plus, 1951

Tableau 47. Logements occupés selon le mode d'occupation, et importance numérique du ménage, zones métropolitaines de recensement, 1951

Tableau 48. Logements occupés selon le mode d'occupation, et composition du ménage, provinces, régions rurales agricoles, rurales non agricoles, et urbaines par groupe d'importance, 1951

Tableau 49. Logements occupés selon le mode d'occupation, et composition du ménage, comtés et divisions de recensement, 1951

Tableau 50. Logements occupés selon le mode d'occupation, et composition du ménage, cités, villes et villages constitués de 10,000 et plus, 1951

Tableau 51. Logements occupés selon le mode d'occupation, et composition du ménage, zones métropolitaines de recensement, 1951

## Nombre de personnes par pièce

Tableau 52. Logements occupés selon le mode d'occupation et nombre de personnes par pièce, provinces, régions rurales agricoles, rurales non agricoles, et urbaines par groupe d'importance, 1951

Tableau 53. Logements occupés selon le mode d'occupation et nombre de personnes par pièce, comtés et divisions de recensement, 1951

Tableau 54. Logements occupés selon le mode d'occupation et nombre de personnes par pièce, cités, villes et villages constitués de 10,000 et plus, 1951

Tableau 55. Logements occupés selon le mode d'occupation et nombre de personnes par pièce, zones métropolitaines de recensement, 1951

## Année d'occupation

Tableau 56. Logements occupés selon le mode d'occupation et première année d'occupation par le chef de ménage actuel, provinces, régions rurales agricoles, rurales non agricoles, et urbaines par groupe d'importance, 1951

Tableau 57. Logements occupés selon le mode d'occupation et première année d'occupation par le chef de ménage actuel, comtés et divisions de recensement, 1951

Tableau 58. Logements occupés selon le mode d'occupation et première année d'occupation par le chef de ménage actuel, cités, villes et villages constitués de 10,000 et plus, 1951

Tableau 59. Logements occupés selon le mode d'occupation et première année d'occupation par le chef de ménage actuel, zones métropolitaines de recensement, 1951

## TABLE OF CONTENTS — Continued

## PART I. HOUSING — Con.

Dwelling and Household Characteristics  
by Tenure — Con.

## Monthly rent

- Table 60. Tenant-occupied non-farm dwellings by monthly rent, for provinces, rural, and urban size groups, 1951
- Table 61. Tenant-occupied non-farm dwellings by monthly rent, for counties and census divisions, 1951
- Table 62. Tenant-occupied non-farm dwellings by monthly rent, for incorporated cities, towns, and villages of 10,000 population and over, 1951
- Table 63. Tenant-occupied non-farm dwellings by monthly rent, for census metropolitan areas, 1951
- Table 64. Tenant-occupied non-farm dwellings showing the number in which the rent includes (a) furniture and (b) heat, for provinces, rural and urban size groups, 1951
- Table 65. Tenant-occupied non-farm dwellings showing the number in which the rent includes (a) furniture and (b) heat, for counties and census divisions, 1951
- Table 66. Tenant-occupied non-farm dwellings showing the number in which the rent includes (a) furniture and (b) heat, for incorporated cities, towns, and villages of 10,000 population and over, 1951
- Table 67. Tenant-occupied non-farm dwellings showing the number in which the rent includes (a) furniture and (b) heat, for census metropolitan areas, 1951

## Owner-occupied dwellings with a mortgage

- Table 68. Owner-occupied non-farm dwellings showing the number with and without mortgages, for provinces, rural, and urban size groups, 1951
- Table 69. Owner-occupied non-farm dwellings showing the number with and without mortgages, for counties and census divisions, 1951
- Table 70. Owner-occupied non-farm dwellings showing the number with and without mortgages, for incorporated cities, towns, and villages of 10,000 population and over, 1951
- Table 71. Owner-occupied non-farm dwellings showing the number with and without mortgages, for census metropolitan areas, 1951

Dwelling and Household Characteristics by Tenure  
for Incorporated Cities, Towns, and Villages  
between 5,000-9,999 population

- Table 72. Occupied dwellings showing specified dwelling attributes, for incorporated cities, towns, and villages of 5,000-9,999 population, 1951
- Table 73. Occupied dwellings showing specified household facilities and conveniences, for incorporated cities, towns, and villages of 5,000-9,999 population, 1951
- Table 74. Occupied dwellings showing household size and composition, and specified economic and social attributes, for incorporated cities, towns, and villages of 5,000-9,999 population, 1951

Dwelling and Household Characteristics of  
Single Detached Dwellings by Tenure

- Table 75. Number and percentage of single detached dwellings, for provinces and cities of 30,000 population and over, 1941 and 1951
- Table 76. Single detached dwellings by tenure showing specified dwelling attributes, for provinces, rural, urban, and cities of 30,000 population and over, 1951
- Table 77. Single detached dwellings by tenure showing specified household facilities and conveniences, for provinces, rural, urban, and cities of 30,000 population and over, 1951

## TABLE DES MATIÈRES — suite

## PARTIE I. LOGEMENTS — suite

Caractéristiques des logements et des ménages selon  
le mode d'occupation du logement — fin

## Loyer mensuel

- Tableau 60. Logements non agricoles occupés par des locataires selon le loyer mensuel, régions rurales, et urbaines par groupe d'importance, 1951
- Tableau 61. Logements non agricoles occupés par des locataires selon le loyer mensuel, comtés et divisions de recensement, 1951
- Tableau 62. Logements non agricoles occupés par des locataires selon le loyer mensuel, cités, villes et villages constitués de 10,000 et plus, 1951
- Tableau 63. Logements non agricoles occupés par des locataires selon le loyer mensuel, zones métropolitaines de recensement, 1951
- Tableau 64. Logements non agricoles occupés par des locataires et nombre de logements où le loyer comprend a) les meubles et b) le chauffage, provinces, régions rurales et urbaines par groupe d'importance, 1951
- Tableau 65. Logements non agricoles occupés par des locataires et nombre de logements où le loyer comprend a) les meubles et b) le chauffage, comtés et divisions de recensement, 1951
- Tableau 66. Logements non agricoles occupés par des locataires et nombre de logements où le loyer comprend a) les meubles et b) le chauffage, cités, villes et villages constitués de 10,000 et plus, 1951
- Tableau 67. Logements non agricoles occupés par des locataires et nombre de logements où le loyer comprend a) les meubles et b) le chauffage, zones métropolitaines de recensement, 1951

## Logements hypothéqués occupés par leurs propriétaires

- Tableau 68. Logements non agricoles occupés par leurs propriétaires et nombre de logements hypothéqués et non hypothéqués, provinces, régions rurales, et urbaines par groupe d'importance, 1951
- Tableau 69. Logements non agricoles occupés par leurs propriétaires et nombre de logements hypothéqués et non hypothéqués, comtés et divisions de recensement, 1951
- Tableau 70. Logements non agricoles occupés par leurs propriétaires et nombre de logements hypothéqués et non hypothéqués, cités, villes et villages constitués de 10,000 et plus, 1951
- Tableau 71. Logements non agricoles occupés par leurs propriétaires et nombre de logements hypothéqués et non hypothéqués, zones métropolitaines de recensement, 1951

Caractéristiques des logements et des ménages, cités, villes  
et villages constitués de 5,000 à 9,999 habitants

- Tableau 72. Logements occupés possédant certains attributs, cités, villes et villages constitués d'une population de 5,000 à 9,999, 1951
- Tableau 73. Logements occupés possédant certaines commodités ménagères et de confort, cités, villes et villages constitués d'une population de 5,000 à 9,999, 1951
- Tableau 74. Logements occupés selon l'importance numérique et la composition du ménage et certains attributs économiques et sociaux, cités, villes et villages constitués d'une population de 5,000 à 9,999, 1951

Caractéristiques des logements et des ménages, logements  
uniques (maisons seules) selon le mode d'occupation

- Tableau 75. Nombre et proportion de logements uniques (maisons seules), provinces et cités de 30,000 et plus, 1941 et 1951
- Tableau 76. Logements uniques (maisons seules) selon le mode d'occupation et certains attributs, provinces, régions rurales et urbaines, et cités de 30,000 et plus, 1951
- Tableau 77. Logements uniques (maisons seules) selon le mode d'occupation et possédant certaines commodités ménagères et de confort, provinces, régions rurales et urbaines, et cités de 30,000 et plus, 1951



## TABLE OF CONTENTS — Continued

## PART I. HOUSING — Con.

## Dwelling and Household Characteristics of Single Detached Dwellings by Tenure — Con.

- Table 78. Single detached dwellings by tenure showing first year of occupancy by present household head, average number of rooms per dwelling and persons per household, for provinces, rural, urban, and cities of 30,000 population and over, 1951
- Table 79. Single detached tenant-occupied non-farm dwellings by monthly rent, for provinces, rural, urban, and cities of 30,000 population and over, 1951
- Table 80. Single detached owner-occupied non-farm dwellings showing the number with and without mortgages, for provinces, rural, urban, and cities of 30,000 population and over, 1951

## Dwelling and Household Characteristics of Apartments and Flats by Units in Structure

- Table 81. Number and percentage of apartments and flats, for provinces and cities of 30,000 population and over, 1941 and 1951
- Table 82. Apartments and flats by number of dwelling units in structure showing specified dwelling attributes, household facilities and conveniences, for provinces and cities of 30,000 population and over, 1951
- Table 83. Apartments and flats by number of dwelling units in structure showing household size and composition, and first year of occupancy by present household head, for provinces and cities of 30,000 population and over, 1951
- Table 84. Tenant-occupied non-farm apartments and flats by number of dwelling units in structure showing monthly rent, for provinces and cities of 30,000 population and over, 1951

## Dwellings showing Number of Rooms by Number of Persons

- Table 85. Occupied dwellings by number of rooms showing number of persons per household, for provinces, rural, urban, and cities of 30,000 population and over, 1951

## Crowded and Uncrowded Households by Tenure

- Table 86. Number and percentage of crowded households, for cities of 30,000 population and over, 1941 and 1951
- Table 87. Crowded and uncrowded households by tenure showing specified dwelling attributes, for provinces, rural, urban, and cities of 30,000 population and over, 1951
- Table 88. Crowded and uncrowded households by tenure showing household size and composition, for provinces, rural, urban, and cities of 30,000 population and over, 1951
- Table 89. Crowded and uncrowded households by tenure showing specified household facilities and conveniences, for provinces, rural, urban, and cities of 30,000 population and over, 1951
- Table 90. Crowded and uncrowded households by tenure showing sex and age of household head, and first year of occupancy by present head, for provinces, rural, urban, and cities of 30,000 population and over, 1951
- Table 91. Crowded and uncrowded tenant non-farm households showing monthly rent, for provinces, rural, urban, and cities of 30,000 population and over, 1951
- Table 92. Crowded and uncrowded owner non-farm households showing the number with and without mortgages, for provinces, rural, urban, and cities of 30,000 population and over, 1951

## Normal Family Households without Lodgers by Tenure

- Table 93. Number and percentage of normal family households without lodgers, for provinces and cities of 30,000 population and over, 1941 and 1951

## TABLE DES MATIÈRES — suite

## PARTIE I. LOGEMENTS — suite

## Caractéristiques des logements et des ménages, logements uniques (maisons seules) selon le mode d'occupation — fin

- Tableau 78. Logements uniques (maisons seules) selon le mode et la première année d'occupation par le chef de ménage actuel, et moyenne de pièces par logement et de personnes par ménage, provinces, régions rurales et urbaines, et cités de 30,000 et plus, 1951
- Tableau 79. Logements uniques (maisons seules) non agricoles occupés par des locataires, selon le loyer mensuel, provinces, régions rurales et urbaines, et cités de 30,000 et plus, 1951
- Tableau 80. Logements uniques (maisons seules) non agricoles occupés par leurs propriétaires et nombre de logements hypothéqués et non hypothéqués, provinces, régions rurales et urbaines, et cités de 30,000 et plus, 1951

## Caractéristiques des logements et des ménages, appartements et plain-pied selon le nombre de logements dans l'édifice

- Tableau 81. Nombre et proportion d'appartements et de plain-pied, provinces et cités de 30,000 et plus, 1941 et 1951
- Tableau 82. Appartements et plain-pied selon le nombre d'unités de logement dans l'édifice et possédant certains attributs de logement et certaines commodités ménagères et de confort, provinces et cités de 30,000 et plus, 1951
- Tableau 83. Appartements et plain-pied selon le nombre d'unités de logement dans l'édifice, importance numérique et composition du ménage et première année d'occupation par le chef actuel, provinces et cités de 30,000 et plus, 1951
- Tableau 84. Appartements et plain-pied non agricoles occupés par des locataires selon le nombre d'unités de logement dans l'édifice et loyer mensuel, provinces et cités de 30,000 et plus, 1951

## Logements, nombre de pièces selon le nombre de personnes

- Tableau 85. Logements occupés selon le nombre de pièces et nombre de personnes par ménage, provinces, régions rurales et urbaines, et cités de 30,000 et plus, 1951

## Ménages encombrés et ménages non encombrés selon le mode d'occupation du logement

- Tableau 86. Nombre et proportion de ménages encombrés, cités de 30,000 et plus, 1941 et 1951
- Tableau 87. Ménages encombrés et non encombrés selon le mode d'occupation, et certains attributs de logement, provinces, régions rurales et urbaines, et cités de 30,000 et plus, 1951
- Tableau 88. Ménages encombrés et non encombrés selon le mode d'occupation, et importance numérique et composition du ménage, provinces, régions rurales et urbaines, et cités de 30,000 et plus, 1951
- Tableau 89. Ménages encombrés et non encombrés selon le mode d'occupation, et possédant certaines commodités ménagères et de confort, provinces, régions rurales et urbaines, et cités de 30,000 et plus, 1951
- Tableau 90. Ménages encombrés et non encombrés selon le mode d'occupation, sexe et âge du chef et première année d'occupation par le chef actuel, provinces, régions rurales et urbaines, et cités de 30,000 et plus, 1951
- Tableau 91. Ménages de locataires non agricoles encombrés et non encombrés et loyer mensuel, provinces, régions rurales et urbaines, et cités de 30,000 et plus, 1951
- Tableau 92. Ménages de propriétaires non agricoles encombrés et non encombrés et nombre de ménages hypothéqués et non hypothéqués, provinces, régions rurales et urbaines, et cités de 30,000 et plus, 1951

## Ménages de familles normales sans chambreurs selon le mode d'occupation du logement

- Tableau 93. Nombre et proportion de ménages de familles normales sans chambreurs, provinces et cités de 30,000 et plus, 1941 et 1951

**TABLE OF CONTENTS — Continued**

**PART I. HOUSING — Con.**

**Normal Family Households without Lodgers  
by Tenure — Con.**

- Table 94. Normal family households without lodgers by tenure showing specified dwelling attributes and average number of persons per household, for provinces, rural, urban, and cities of 30,000 population and over, 1951
- Table 95. Normal family households without lodgers by tenure showing specified household facilities and conveniences, and first year of occupancy by present household head, for provinces, rural, urban, and cities of 30,000 population and over, 1951
- Table 96. Normal family tenant non-farm households without lodgers showing monthly rent, for provinces, rural, urban, and cities of 30,000 population and over, 1951
- Table 97. Normal family owner non-farm households without lodgers showing the number with and without mortgages, for provinces, rural, urban, and cities of 30,000 population and over, 1951

**Single Family, Multiple Family, and Non-Family  
Households by Tenure**

- Table 98. Households by number of families per household and tenure showing specified dwelling attributes, for provinces, rural, urban, and cities of 30,000 population and over, 1951
- Table 99. Households by number of families per household and tenure showing household size, and specified household facilities and conveniences, for provinces, rural, urban, and cities of 30,000 population and over, 1951
- Table 100. Households by number of families per household and tenure showing sex and age of household head, and first year of occupancy by present head, for provinces, rural, urban, and cities of 30,000 population and over, 1951
- Table 101. Tenant non-farm households by number of families per household showing monthly rent, for provinces, rural, urban, and cities of 30,000 population and over, 1951
- Table 102. Owner non-farm households by number of families per household showing the number with and without mortgages, for provinces, rural, urban, and cities of 30,000 population and over, 1951

**Households with and without Lodgers by Tenure**

- Table 103. Households with and without lodgers by tenure showing specified dwelling attributes, for provinces, rural, urban, and cities of 30,000 population and over, 1951
- Table 104. Households with and without lodgers by tenure showing household size, and specified household facilities and conveniences, for provinces, rural, urban, and cities of 30,000 population and over, 1951
- Table 105. Households with and without lodgers by tenure showing sex and age of household head, and first year of occupancy by present head, for provinces, rural, urban, and cities of 30,000 population and over, 1951
- Table 106. Tenant non-farm households with and without lodgers showing monthly rent, for provinces, rural, urban, and cities of 30,000 population and over, 1951
- Table 107. Owner non-farm households with and without lodgers showing the number with and without mortgages, for provinces, rural, urban, and cities of 30,000 population and over, 1951

**Households by Occupation Group of  
Household Head and Tenure**

- Table 108. Households with male heads by occupation group of household head and tenure showing specified dwelling attributes, average number of persons per household, and number of crowded households, for provinces and cities of 100,000 population and over, 1951

**TABLE DES MATIÈRES — suite**

**PARTIE I. LOGEMENTS — suite**

**Ménages de familles normales sans chambreurs  
selon le mode d'occupation du logement — fin**

- Tableau 94. Ménages de familles normales sans chambreurs selon le mode d'occupation et certains attributs du logement, et moyenne de personnes par ménage, provinces, régions rurales et urbaines, et cités de 30,000 et plus, 1951
- Tableau 95. Ménages de familles normales sans chambreurs selon le mode d'occupation et possédant certaines commodités ménagères et de confort, et première année d'occupation par le chef de ménage actuel, provinces, régions rurales et urbaines, et cités de 30,000 et plus, 1951
- Tableau 96. Ménages de familles normales de locataires non agricoles sans chambreurs et loyer mensuel, provinces, régions rurales et urbaines, et cités de 30,000 et plus, 1951
- Tableau 97. Ménages de familles normales de propriétaires non agricoles sans chambreurs et nombre de ménages hypothéqués et non hypothéqués, provinces, régions rurales et urbaines, et cités de 30,000 et plus, 1951

**Ménages unifamiliaux, multifamiliaux et non familiaux  
selon le mode d'occupation du logement**

- Tableau 98. Ménages selon le nombre de familles par ménage et le mode d'occupation et certains attributs du logement, provinces, régions rurales et urbaines, et cités de 30,000 et plus, 1951
- Tableau 99. Ménages selon le nombre de familles par ménage et le mode d'occupation, importance numérique du ménage et certaines commodités ménagères et de confort, provinces, régions rurales et urbaines, et cités de 30,000 et plus, 1951
- Tableau 100. Ménages selon le nombre de familles par ménage et le mode d'occupation, sexe et âge du chef de ménage et première année d'occupation par le chef actuel, provinces, régions rurales et urbaines, et cités de 30,000 et plus, 1951
- Tableau 101. Ménages de locataires non agricoles selon le nombre de familles par ménage et loyer mensuel, provinces, régions rurales et urbaines, et cités de 30,000 et plus, 1951
- Tableau 102. Ménages de propriétaires non agricoles selon le nombre de familles par ménage et nombre de ménages hypothéqués et non hypothéqués, provinces, régions rurales et urbaines, et cités de 30,000 et plus, 1951

**Ménages avec chambreurs et ménages sans chambreurs  
selon le mode d'occupation du logement**

- Tableau 103. Ménages avec et sans chambreurs selon le mode d'occupation et certains attributs du logement, provinces, régions rurales et urbaines, et cités de 30,000 et plus, 1951
- Tableau 104. Ménages avec et sans chambreurs selon le mode d'occupation, importance numérique du ménage et certaines commodités de ménage et de confort, provinces, régions rurales et urbaines, et cités de 30,000 et plus, 1951
- Tableau 105. Ménages avec et sans chambreurs selon le mode d'occupation, sexe et âge du chef de ménage, et première année d'occupation par le chef actuel, provinces, régions rurales et urbaines, et cités de 30,000 et plus, 1951
- Tableau 106. Ménages de locataires non agricoles avec et sans chambreurs et loyer mensuel, provinces, régions rurales et urbaines, et cités de 30,000 et plus, 1951
- Tableau 107. Ménages de propriétaires non agricoles avec et sans chambreurs et nombre de ménages hypothéqués et non hypothéqués, provinces, régions rurales et urbaines, et cités de 30,000 et plus, 1951

**Ménages selon le groupe d'occupation du chef et  
le mode d'occupation du logement**

- Tableau 108. Ménages avec chefs masculins selon le groupe d'occupation du chef, le mode d'occupation et certains attributs du logement, moyenne de personnes par ménage et nombre de ménages encombrés, provinces et cités de 100,000 et plus, 1951

## TABLE OF CONTENTS — Continued

## PART I. HOUSING — Con.

## Households by Occupation Group of Household Head and Tenure — Con.

- Table 109. Households with male heads by occupation group of household head and tenure showing specified household facilities and conveniences, for provinces and cities of 100,000 population and over, 1951
- Table 110. Households with male heads by occupation group of household head and tenure showing first year of occupancy by present head, and earnings of wage-earner heads, for provinces and cities of 100,000 population and over, 1951
- Table 111. Tenant non-farm households with male heads by occupation group of household head showing monthly rent, for provinces and cities of 100,000 population and over, 1951
- Table 112. Owner non-farm households with male heads by occupation group of household head showing the number with and without mortgages, for provinces and cities of 100,000 population and over, 1951

## Wage-earner Households by Earnings of Household Head and Tenure

- Table 113. Wage-earner households by earnings of household head and tenure showing specified dwelling attributes, household facilities and conveniences, for provinces, rural, urban, and cities of 100,000 population and over, 1951
- Table 114. Wage-earner households by earnings of household head and tenure showing household size and composition, number of crowded households, and first year of occupancy by present head, for provinces, rural, urban, and cities of 100,000 population and over, 1951
- Table 115. Wage-earner tenant non-farm households by earnings of household head, showing monthly rent, for provinces, rural, urban, and cities of 100,000 population and over, 1951
- Table 116. Wage-earner owner non-farm households by earnings of household head, showing the number with and without mortgages, for provinces, rural, urban, and cities of 100,000 population and over, 1951

## Households by Service of Household Head in World War II and Tenure

- Table 117. Households by service of household head in World War II and tenure showing specified dwelling attributes, for provinces, rural, urban, and cities of 30,000 population and over, 1951
- Table 118. Households by service of household head in World War II and tenure showing household size and composition, and number of crowded households, for provinces, rural, urban, and cities of 30,000 population and over, 1951
- Table 119. Households by service of household head in World War II and tenure, showing specified household facilities and conveniences, for provinces, rural, urban, and cities of 30,000 population and over, 1951
- Table 120. Tenant non-farm households by service of household head in World War II, showing monthly rent, for provinces, rural, urban, and cities of 30,000 population and over, 1951
- Table 121. Owner non-farm households by service of household head in World War II, showing the number with and without mortgages, for provinces, rural, urban, and cities of 30,000 population and over, 1951

## Households by Period of Immigration of Household Head and Tenure

- Table 122. Households by period of immigration of household head and tenure showing specified dwelling attributes, for provinces and cities of 100,000 population and over, 1951

## TABLE DES MATIÈRES — suite

## PARTIE I. LOGEMENTS — suite

## Ménages selon le groupe d'occupation du chef et le mode d'occupation du logement — fin

- Tableau 109. Ménages avec chefs masculins selon le groupe d'occupation du chef et le mode d'occupation du logement, et possédant certaines commodités ménagères et de confort, provinces et cités de 100,000 et plus, 1951
- Tableau 110. Ménages avec chefs masculins selon le groupe d'occupation du chef et le mode d'occupation du logement, première année d'occupation par le chef actuel et gain des chefs salariés, provinces et cités de 100,000 et plus, 1951
- Tableau 111. Ménages de locataires non agricoles avec chefs masculins selon le groupe d'occupation du chef, et loyer mensuel, provinces et cités de 100,000 et plus, 1951
- Tableau 112. Ménages de propriétaires non agricoles avec chefs masculins selon le groupe d'occupation du chef, et nombre de ménages hypothéqués et non hypothéqués, provinces et cités de 100,000 et plus, 1951

## Ménages de salariés selon le gain du chef et le mode d'occupation du logement

- Tableau 113. Ménages de salariés selon le gain du chef et le mode d'occupation, certains attributs du logement et certaines commodités ménagères et de confort, provinces, régions rurales et urbaines, et cités de 100,000 et plus, 1951
- Tableau 114. Ménages de salariés selon le gain du chef et le mode d'occupation, importance numérique et composition du ménage, nombre de ménages encombrés et première année d'occupation par le chef de ménage actuel, provinces, régions rurales et urbaines, et cités de 100,000 et plus, 1951
- Tableau 115. Ménages de salariés locataires non agricoles selon le gain du chef, et loyer mensuel, provinces, régions rurales et urbaines, et cités de 100,000 et plus, 1951
- Tableau 116. Ménages de salariés propriétaires non agricoles selon le gain du chef, et nombre de ménages hypothéqués et non hypothéqués, provinces, régions rurales et urbaines, et cités de 100,000 et plus, 1951

Ménages selon le service du chef dans la II<sup>e</sup> Guerre Mondiale et le mode d'occupation du logement

- Tableau 117. Ménages selon le service du chef dans la II<sup>e</sup> Guerre Mondiale et le mode d'occupation, et certains attributs de logement, provinces, régions rurales et urbaines, et cités de 30,000 et plus, 1951
- Tableau 118. Ménages selon le service du chef dans la II<sup>e</sup> Guerre Mondiale et le mode d'occupation, importance numérique du ménage et nombres de ménages encombrés, provinces, régions rurales et urbaines, et cités de 30,000 et plus, 1951
- Tableau 119. Ménages selon le service du chef dans la II<sup>e</sup> Guerre Mondiale et le mode d'occupation, et possédant certaines commodités ménagères et de confort, provinces, régions rurales et urbaines, et cités de 30,000 et plus, 1951
- Tableau 120. Ménages de locataires non agricoles selon le service du chef dans la II<sup>e</sup> Guerre Mondiale, et loyer mensuel, provinces, régions rurales et urbaines, et cités de 30,000 et plus, 1951
- Tableau 121. Ménages de propriétaires non agricoles selon le service du chef dans la II<sup>e</sup> Guerre Mondiale, et nombre de ménages hypothéqués et non hypothéqués, provinces, régions rurales et urbaines, et cités de 30,000 et plus, 1951

## Ménages selon la période d'immigration du chef et le mode d'occupation du logement

- Tableau 122. Ménages selon la période d'immigration du chef et le mode d'occupation et certains attributs du logement, provinces et cités de 100,000 et plus, 1951

## TABLE OF CONTENTS — Continued

## PART I. HOUSING — Con.

## Households by Period of Immigration of Household Head and Tenure — Con.

- Table 123. Households by period of immigration of household head and tenure showing household size and composition, and number of crowded households, for provinces and cities of 100,000 population and over, 1951
- Table 124. Households by period of immigration of household head and tenure showing specified household facilities and conveniences, for provinces and cities of 100,000 population and over, 1951
- Table 125. Tenant non-farm households by period of immigration of household head showing monthly rent, for provinces and cities of 100,000 population and over, 1951
- Table 126. Owner non-farm households by period of immigration of household head showing the number with and without mortgages, for provinces and cities of 100,000 population and over, 1951

## PART II. FAMILIES

## General Family Characteristics

- Table 127. Families, persons in families, and average size of family, for provinces and incorporated cities, towns, and villages of 10,000 population and over, 1941 and 1951
- Table 128. Families by size, type, number of members in the labour force, and by earnings of wage-earner heads, for counties and census divisions, rural farm, rural non-farm and urban, 1951
- Table 129. Families by size, type, number of members in the labour force, and by earnings of wage-earner heads, for incorporated cities, towns, and villages of 1,000 population and over, 1951
- Table 130. Families by size, type, number of members in the labour force, and by earnings of wage-earner heads, for census metropolitan areas, 1951
- Table 131. Families by number and age of children 24 years of age and under at home, and children in families by age group and activity, for counties and census divisions, rural farm, rural non-farm, and urban, 1951
- Table 132. Families by number and age of children 24 years of age and under at home, and children in families by age group and activity, for incorporated cities, towns, and villages of 1,000 population and over, 1951
- Table 133. Families by number and age of children 24 years of age and under at home, and children in families by age group and activity, for census metropolitan areas, 1951

## Families by Type

- Table 134. Families by type, showing family size and composition, and wage-earner families by earnings of head, for Canada and the provinces, rural and urban, 1951
- Table 135. Families by type, showing family size and composition, and wage-earner families by earnings of head, for cities of 30,000 population and over, 1951

## Families by Marital Status, Sex, and Age of Family Head

- Table 136. Families by marital status, sex and age of head showing family size, composition and type, and median earnings of wage-earner family heads, for Canada and the provinces, 1951
- Table 137. Families by marital status, sex and age of head showing family size, composition and type, and median earnings of wage-earner family heads, for the census metropolitan areas of cities of 100,000 population and over, 1951

## TABLE DES MATIÈRES — suite

## PARTIE I. LOGEMENTS — fin

## Ménages selon la période d'immigration du chef et le mode d'occupation du logement — fin

- Tableau 123. Ménages selon la période d'immigration du chef et le mode d'occupation, importance numérique et composition du ménage et nombre de ménages encombrés, provinces et cités de 100,000 et plus, 1951
- Tableau 124. Ménages selon la période d'immigration du chef et le mode d'occupation et possédant certaines commodités ménagères et de confort, provinces et cités de 100,000 et plus, 1951
- Tableau 125. Ménages de locataires non agricoles selon la période d'immigration du chef, et loyer mensuel, provinces et cités de 100,000 et plus, 1951
- Tableau 126. Ménages de propriétaires non agricoles selon la période d'immigration du chef, et nombre de ménages hypothéqués et non hypothéqués, provinces et cités de 100,000 et plus, 1951

## PARTIE II. FAMILLES

## Caractéristiques générales des familles

- Tableau 127. Familles, nombre de personnes dans les familles et importance numérique moyenne de la famille, provinces et cités, villes et villages constitués de 10,000 et plus, 1941 et 1951
- Tableau 128. Familles selon l'importance numérique, le type, le nombre de membres figurant à la main-d'oeuvre et selon le gain des chefs salariés, comtés et divisions de recensement, régions rurales agricoles, rurales non agricoles, et urbaines, 1951
- Tableau 129. Familles selon l'importance numérique, le type, et le nombre de membres figurant à la main-d'oeuvre et selon le gain des chefs salariés, cités, villes et villages constitués de 1,000 et plus, 1951
- Tableau 130. Familles selon l'importance numérique, le type, et le nombre de membres figurant à la main-d'oeuvre et selon le gain des chefs salariés, zones métropolitaines de recensement, 1951
- Tableau 131. Familles selon le nombre et l'âge des enfants de 24 ans et moins à la maison et enfants dans les familles, par groupe d'âge et selon l'activité, comtés et divisions de recensement, régions rurales agricoles, rurales non agricoles, et urbaines, 1951
- Tableau 132. Familles selon le nombre et l'âge des enfants de 24 ans et moins à la maison, enfants dans les familles, par groupe d'âge et selon l'activité, cités, villes et villages constitués de 1,000 et plus, 1951
- Tableau 133. Familles selon le nombre et l'âge des enfants de 24 ans et moins à la maison et enfants dans les familles, par groupe d'âge et selon l'activité, zones métropolitaines de recensement, 1951

## Familles selon le genre

- Tableau 134. Familles selon le type, importance numérique et composition de la famille, et familles de salariés selon le gain du chef, Canada et provinces, régions rurales et urbaines, 1951
- Tableau 135. Familles selon le type, importance numérique et composition de la famille, et familles de salariés selon le gain du chef, cités de 30,000 et plus, 1951

## Familles selon l'état matrimonial, le sexe et l'âge du chef

- Tableau 136. Familles selon l'état matrimonial, le sexe et l'âge du chef, importance numérique, composition et type de la famille et gain médian des chefs de famille de salariés, Canada et provinces, 1951
- Tableau 137. Familles selon l'état matrimonial, le sexe et l'âge du chef, importance numérique, composition et type de la famille et gain médian des chefs de famille de salariés, zones métropolitaines de recensement des cités de 100,000 et plus, 1951

**TABLE OF CONTENTS — Concluded****PART II. FAMILIES — Concluded****Families by Origin and Age of Family Head**

Table 138. Families by origin and age of head showing family size, composition and type, and median earnings of wage-earner family heads, for Canada, 1951

**Families by Years of Schooling and Age of Family Head**

Table 139. Families by years of schooling and age of head showing family size, composition and type, and median earnings of wage-earner family heads, for Canada, 1951

**Wage-earner Families by Earnings and Age of Family Head**

Table 140. Wage-earner families by earnings and age of head showing family size, composition and type, for Canada, 1951

**Families by Occupation of Family Head**

Table 141. Families with male heads by occupation of head showing family size, composition and type, and median earnings of wage-earner family heads, for Canada, 1951

Table 142. Families with male heads by occupation group of head showing family size, composition and type, and median earnings of wage-earner family heads, for Canada and the provinces, 1951

**Husband and Wife Characteristics**

Table 143. Normal families showing age of husband by age of wife, for Canada and the provinces, 1951

Table 144. Normal families showing origin of husband by origin of wife, for Canada and the provinces, 1951

Table 145. Normal families showing years of schooling of husband by years of schooling of wife, for Canada and the provinces, rural and urban, 1951

**Appendices****Appendix A. Reference maps**

1. Counties and census divisions
2. Census metropolitan areas

**Appendix B. Housing questionnaire****TABLE DES MATIÈRES — fin****PARTIE II. FAMILLES — fin****Familles selon l'origine et l'âge du chef**

Tableau 138. Familles selon l'origine et l'âge du chef, importance numérique, composition et type de la famille et gain médian des chefs de familles de salariés, Canada, 1951

**Familles selon les années d'école et l'âge du chef**

Tableau 139. Familles selon les années d'école et l'âge du chef, importance numérique, composition et type de la famille et gain médian des chefs de familles de salariés, Canada, 1951

**Familles de salariés selon le gain et l'âge du chef**

Tableau 140. Familles de salariés selon le gain, et âge du chef, et importance numérique, composition et type de famille, Canada, 1951

**Familles selon l'occupation du chef**

Tableau 141. Familles avec chefs masculins selon l'occupation des chefs, l'importance numérique, la composition et le type de la famille, et le gain médian des chefs de familles de salariés, Canada, 1951

Tableau 142. Familles avec chefs masculins selon le groupe d'occupation des chefs, l'importance numérique, la composition et le type de la famille, et le gain médian des chefs de familles de salariés, Canada et provinces, 1951

**Caractéristiques des époux et des épouses**

Tableau 143. Familles normales et âge de l'époux selon l'âge de l'épouse, Canada et provinces, 1951

Tableau 144. Familles normales et origine de l'époux selon l'origine de l'épouse, Canada et provinces, 1951

Tableau 145. Familles normales et années d'école de l'époux selon les années d'école de l'épouse, Canada et provinces, régions rurales et urbaines, 1951

**Appendices****Appendice A. Cartes de référence**

1. Comtés et divisions de recensement
2. Zones métropolitaines de recensement

**Appendice B. Questionnaire sur le logement**



## INTRODUCTION

The present volume of the 1951 Census contains data relating to dwellings, households, and families. The volume is divided into two parts. Part I (Housing) consists of 126 tables of data relating to dwellings and households. These tables, for the most part, are developed from a twenty per cent sample of all dwellings. However, a complete count of dwellings was taken in conjunction with the enumeration of the population, and this was used as a basis for weighting the sample of housing data. Tables 1 to 5 inclusive are based on the complete enumeration; all other tables in Part I are developed from the sample. Part II (Families) contains 19 tables of family data based on the complete enumeration of the population.

A detailed account of the sampling procedure employed and other techniques used in gathering, processing, and tabulating the pertinent data, is found in the Administrative Report of the 1951 Census (Volume XI).

**Classification by type of area.**— In general, the tables in Volume III are presented for the following areas:

- (a) Canada,
- (b) the provinces,
- (c) counties and census divisions,
- (d) incorporated urban centres,
- (e) census metropolitan areas.

**Census divisions:** Since there are no fixed political divisions in the four western provinces and Newfoundland corresponding to the counties of eastern Canada, permanent areas called census divisions were established in these provinces for the presentation of statistical data. Reference maps of counties and census divisions are shown in Appendix A.

**Census metropolitan areas:** For census purposes, metropolitan areas have been established for groups of urban communities in Canada which are in close economic, geographic, and social relationship. Maps showing the municipalities or parts thereof included in each of the census metropolitan areas are shown in Appendix A.

In many tables the figures for Canada and the provinces, and in a number of tables the figures for counties and census divisions, are further subdivided into rural farm, rural non-farm, and urban size groups.

**Rural and urban:** Prior to the 1951 Census, the population residing within the boundaries of incorporated cities, towns, and villages, regardless of size, was classified as "urban" and the remainder as "rural". In the 1951 Census the aggregate size of the population rather than provincial legal status was the main criterion for the rural-urban definition. The urban population in 1951 included all persons residing in cities, towns, and villages of 1,000 population and over, whether incorporated or not, as well as the population of all parts of census metropolitan areas. The 1951 rural-urban definition had the advantage of creating a uniform line of demarcation between the rural and urban population. This was not the case formerly, because of the varying laws of incorporation among the provinces.

**Farm and non-farm:** Dwellings, households, and families were classified as "farm" or "non-farm" depending upon whether or not they were situated within the boundaries of (or resident on) a farm. A farm, for census purposes, was defined as a holding on which agricultural operations were carried out and was:

- (a) three acres or more in size, or
- (b) from one to three acres in size with agricultural production in 1950 amounting to \$250 or more.

## INTRODUCTION

Le présent volume du Recensement de 1951 contient des données relatives aux logements, aux ménages et aux familles. Il est divisé en deux parties. La première (Logements) comprend 126 tableaux relatifs aux logements et aux ménages. Ces tableaux reposent en majeure partie sur un échantillon de vingt pour 100 de tous les logements. Cependant, le dénombrement complet des logements a été effectué en même temps que le recensement de la population et il a servi de base à la pondération de l'échantillon. Les tableaux 1 à 5 inclusifs sont fondés sur un dénombrement complet; tous les autres tableaux de la partie I sont tirés de l'échantillon. La partie II (Familles) comprend 19 tableaux de données sur la famille, reposant sur le dénombrement complet de la population.

Le détail de la méthode d'échantillonnage ainsi que des pratiques ayant servi à recueillir, dépouiller et analyser les données se trouve dans le Rapport administratif du recensement de 1951 (Volume XI).

**Classement selon le genre de région.**— En général, les tableaux du Volume III portent sur les régions suivantes:

- a) Canada
- b) Provinces
- c) Comtés et divisions de recensement
- d) Centres urbains constitués
- e) Zones métropolitaines de recensement

**Divisions de recensement:** Comme il n'existe pas, dans les quatre provinces de l'Ouest et à Terre-Neuve, des divisions politiques fixes qui correspondent aux comtés de l'Est du Canada, des zones permanentes appelées divisions de recensement ont été délimitées dans ces provinces en vue de la publication des données statistiques. Des cartes de référence touchant les comtés et divisions de recensement sont comprises à l'Appendice A.

**Zones métropolitaines de recensement:** Pour les besoins du recensement, des zones métropolitaines ont été délimitées pour les groupes d'agglomérations urbaines du Canada qui sont en rapport étroit au point de vue économique, géographique et social. Les cartes indiquant les municipalités ou leurs parties comprises dans chacune des zones métropolitaines de recensement se trouvent à l'Appendice A.

Dans plusieurs tableaux, les chiffres du Canada et des provinces et, dans certains autres, ceux des comtés et des divisions de recensement, sont encore subdivisés par groupes de population rurale agricole, rurale non agricole, et urbaine selon l'importance numérique.

**Population rurale et urbaine:** Avant le recensement de 1951, la population habitant les cités, villes et villages constitués était classée "urbaine", indépendamment de son importance numérique, et le reste, "rurale". Au recensement de 1951, le principal critère qui a servi au classement de la population selon qu'elle était rurale ou urbaine a été l'importance numérique globale de la population plutôt que son statut juridique provincial. La population urbaine comprend en 1951 toutes les personnes habitant les cités, villes et villages constitués ou non de 1,000 habitants ou plus ainsi que la population de toutes les parties des zones métropolitaines de recensement. La définition de 1951 a pour avantage d'établir une ligne de démarcation uniforme entre la population rurale et la population urbaine, ce qui n'avait pu être réalisé encore, à cause de la diversité des lois qui régissent la constitution dans les provinces.

**Agricole et non agricole:** Les logements, les ménages et les familles ont été classés "agricoles" ou "non agricoles", suivant qu'ils étaient situés ou vivaient dans une ferme. Une ferme, pour les besoins du recensement, est une terre servant à l'exploitation agricole et ayant:

- a) une superficie de trois acres ou plus ou
- b) une superficie d'une à trois acres et une production agricole en 1950 de \$250 ou plus.

In most tables in this volume, the figures for rural areas are classified into "farm" and "non-farm" on the basis of the definition given above. No such distribution of urban data is made, however, since in 1951 there were only 14,505 urban farm households in the whole of Canada.

**Explanation of concepts used in the tables of this volume.**— Many of the terms used in this volume, such as dwelling, household, and family, are in common use, but for statistical purposes they must be specifically defined. Although the definitions used for census purposes do not depart needlessly from common usage, they do point up certain aspects of the items being counted in more detail than is usually required for most other purposes. The following definitions are given for terms used in this volume, many of which are from the *Enumeration Manual*.

**Dwelling:** A dwelling was defined as a structurally separate set of living premises, with a private entrance from outside the building, or from a common hallway or stairway inside. The entrance was not to be through anyone else's living quarters. The terms "dwelling", "dwelling unit", and "home" are used interchangeably in this volume.

**Structure:** For census purposes, each separate structure:

- (a) had to be completely separated on all sides from any other structure, or
- (b) had to have a vertical wall or walls extending from ground to roof, completely dividing it from an adjoining structure or structures.

There is thus a slight difference in the meanings of "structure" and "building". In the case of a single house the two terms are synonymous; however, in the case of a semi-detached or "double" house, there is one building, but two structures.

**Vacant dwelling:** This was defined as a dwelling suitable for occupancy, but unoccupied at the time of the Census.

**Dwelling under construction:** For census purposes, a dwelling was defined as "under construction" from the time the foundation was begun until the first occupants moved in.

**Types of dwellings:** For census purposes, dwellings were classified into the following types:

- (a) **Single detached:** This type of dwelling was defined as a house containing one dwelling unit, and completely separated on all sides from any other building, or structure. A "single detached" dwelling could have only one dwelling unit in the structure. Such a dwelling is commonly called a single house.
- (b) **Single attached:** This was a dwelling which occupied an entire structure, that is, from ground to roof, and adjoined another structure (or structures) from which it was separated by a vertical wall (or walls) extending from ground to roof. For example, each half of a semi-detached or double house, or each section of a row of houses (or terrace) was classified as a single attached dwelling.
- (c) **Apartments and flats:** These included the following:
  - (i) dwelling units in apartment blocks or apartment hotels;
  - (ii) suites in duplexes or triplexes, i.e., where the division between dwelling units is horizontal;
  - (iii) suites in structurally converted houses;
  - (iv) living quarters located above, or in the rear of stores, restaurants, garages; or other business premises;
  - (v) janitors' quarters in schools, churches, warehouses, etc.;
  - (vi) private quarters for families of staff members in hospitals or other types of institutions.

Dans la plupart des tableaux du volume, les chiffres des régions rurales sont partagés entre "agricole" et "non agricole", conformément à la définition donnée plus haut. Aucune répartition semblable n'est faite pour les données urbaines, toutefois, étant donné qu'en 1951 il n'y avait que 14,505 ménages urbains agricoles dans tout le Canada.

**Explication des concepts employés dans les tableaux du volume.**— Plusieurs des termes employés dans le volume, comme logement, ménage et famille sont d'usage courant; mais ils doivent, aux fins statistiques, être définis avec précision. Bien que, pour les besoins du recensement, les définitions ne s'écartent pas sans raison de l'usage courant, elles font ressortir certaines caractéristiques des objets de façon plus détaillée que ne l'exige la plupart des autres fins. Les définitions qui suivent sont celles des expressions ayant servi dans le présent volume et dont un bon nombre sont empruntées au *Manuel de dénombrement*.

**Logement:** Un logement a été ainsi défini: série de pièces d'habitation, distincte au point de vue de la structure, et qui a son entrée particulière de l'extérieur de la maison ou sur un corridor ou un escalier communs à l'intérieur. L'entrée ne doit pas passer par les pièces d'habitation d'une ou d'autres personnes. Les termes "logement", "unité de logement" et "foyer" sont employés alternativement dans le présent volume.

**Structure:** Pour les fins du recensement, chaque structure séparée devait:

- a) être complètement détachée sur tous ses côtés de toute autre construction, ou
- b) être entièrement séparée par un ou des murs verticaux, du sol au toit, de tout édifice ou de toute construction avoisinante.

Entre "structure" et "édifice", le sens diffère donc légèrement. Dans le cas d'une maison seule, les deux termes sont synonymes; toutefois, dans le cas d'une maison semi-détachée ou "jumelée", il y a un édifice et deux structures.

**Logement vacant:** Logement habitable mais inhabité au moment du recensement.

**Logement en construction:** Pour les besoins du recensement, un logement a été défini "en construction" à compter du moment où les fondations sont commencées jusqu'à celui où les premiers occupants y font leur entrée.

**Genres de logements:** Pour les besoins du recensement, les logements ont été classés selon les genres suivants:

- a) **Logement unique-maison seule:** Ce genre de logement a été défini: maison seule à logement unique, complètement séparée sur toutes ses faces de tout autre édifice ou de toute autre construction. Un logement "unique-maison seule" ne peut contenir dans sa structure qu'une seule unité de logement. Ce genre de logement est ordinairement appelé maison seule.
- b) **Logement unique-maison attenante:** Logement occupant une structure toute entière, c'est-à-dire de la cave au toit, qui est attenante à une ou à d'autres structures et qui en est séparée par un ou des murs verticaux allant de la cave au toit. Par exemple, chaque moitié d'une maison semi-détachée ou jumelée, ou chaque section d'une rangée de maisons ou terrasse a été classée comme un logement unique-maison attenante.
- c) **Appartements et plain-pied:** Ceux-ci comprennent:
  - (i) les unités de logement dans des maisons d'appartements ou hôtels d'appartements;
  - (ii) les suites de pièces en enfilade dans des duplex ou des triplex, c'est-à-dire que la division entre les unités de logement est horizontale;
  - (iii) les suites de pièces en enfilade dans des maisons dont la structure a été transformée;
  - (iv) les quartiers d'habitation au-dessus ou à l'arrière de magasins, restaurants, garages ou autres locaux d'affaires;
  - (v) les logis des concierges dans les écoles, les églises, les entrepôts, etc.;
  - (vi) les pièces réservées à la famille de membres du personnel des hôpitaux ou d'institutions d'autres genres.



(d) **Other:** Into this category were placed all the unusual types of dwellings, such as houseboats, trailers, tents, cabins, railway cars, etc. The distinguishing feature of this type of dwelling is that, in general, it is designed only for makeshift or temporary accommodation and was counted as a dwelling only if it were occupied by a person or persons who had no other usual residence.

**Special types of living quarters:** The dwelling types defined above comprise the ordinary private dwellings in which the bulk of the population reside. However, at June 1, 1951 approximately 421,000 persons lived in dormitory or institutional types of dwellings. These included hospitals, nursing homes, orphanages, homes for the aged, welfare institutions, penal institutions, convents, monasteries, Hutterite colonies, hotels, clubs, large lodging houses, military and industrial camps. Tables 1, 2 and 3 provide figures for all occupied dwellings including the above types, while the data in Tables 4 to 126 relate only to private dwellings.

**Tenure:** Dwellings were classified as owner-occupied or tenant-occupied depending upon whether "the home was owned or rented by the head of the household or a member of his immediate family". A home was considered as owned even if there were a mortgage or other encumbrances. Dwellings in which the head was provided with free living quarters, whether or not in return for services rendered, were considered as tenant-occupied.

**Monthly rent:** Tenant-occupied non-farm dwellings were classified according to the amount of cash rent paid or payable for the month of May, 1951. Where two or more families or individuals living in the same dwelling paid rent separately to the landlord, the total payment made by all was taken as the rent for the dwelling.

**Mortgages:** The reporting of mortgages was limited to owner-occupied non-farm dwellings. A dwelling was considered mortgaged if there were debts secured by mortgages, agreements for sale, deeds of trust, judgments, or any other legal instrument partaking of the nature of a mortgage. A debt secured by liens on furniture, etc., was not considered as a mortgage.

**Principal exterior material:** This was defined as the principal visible material used in the wall of the structure. Where one type of material was used for walls of the ground floor and another for those of the upper stories of a house, that used for the ground floor was taken as the principal material.

**Major repair:** A dwelling was considered in need of major repair if it possessed any one of the following defects:

- (a) sagging or rotting foundations, indicated by cracked or leaning walls;
- (b) faulty roof or chimney;
- (c) unsafe outside steps or stairways;
- (d) interior badly in need of repair—that is, large chunks of plaster missing from walls or ceiling.

It is recognized that a question concerning state of repair lends itself to considerable subjective interpretation. For this reason a greater degree of tolerance must be applied to the answers to a question of this nature than, say, to a question on number of rooms. However, it is reasonable to assume that the statistics from the 1941 and 1951 censuses are sufficiently comparable to provide a useful basis of comparison.

**Rooms:** Only rooms used or suitable for living purposes, including those occupied by servants, lodgers, or members of lodging families, were counted as rooms in a dwelling. The following were not counted as rooms: bathrooms, pantries, halls, clothes closets, and rooms used solely for business purposes. Summer kitchens, sunrooms, rooms in basements and attics were not counted unless they were occupied as living quarters throughout the year. "Kitchenettes" were included if used for normal kitchen functions,

d) **Autres:** Sont placés dans cette catégorie tous les genres inusités de logement tels que: bateaux-maisons, remorques, tentes, cabines, wagons, etc. Le trait distinctif de ce genre de logement c'est qu'en général il ne représente qu'un aménagement provisoire ou temporaire et il n'est compté comme logement que lorsqu'il est occupé par une personne ou des personnes qui n'avaient pas d'autre domicile ordinaire.

**Genres particuliers d'habitations:** Les genres de logement définis ci-dessus comprennent les logements privés ordinaires habités par la masse de la population. Toutefois, au 1<sup>er</sup> juin 1951, près de 421,000 personnes vivaient dans des dortoirs ou dans des logements d'institutions, y compris hôpitaux, maisons de convalescence, orphelinats, refuges pour vieillards, institutions de bienfaisance, établissements pénals, couvents, monastères, colonies hutterites, hôtels, clubs, grandes maisons de chambres, camps militaires et chantiers. Les tableaux 1, 2 et 3 donnent des chiffres touchant tous les logements occupés, y compris les genres ci-dessus, tandis que les données des tableaux 4 à 126 n'ont trait qu'aux logements privés.

**Mode d'occupation:** Les logements ont été classés comme occupés par leurs propriétaires ou occupés par des locataires, suivant que "la maison appartenait ou était louée par le chef de ménage ou un membre de sa famille immédiate". La maison était considérée comme possédée même si elle était hypothéquée ou grevée d'autre façon. Les logements où le chef était pourvu gratuitement de pièces d'habitation, soit ou non en retour de services rendus, étaient considérés comme occupés par des locataires.

**Loyer mensuel:** Les logements non agricoles occupés par des locataires ont été classés d'après le montant du loyer payé ou payable en argent pour le mois de mai 1951. Lorsque deux familles ou plus ou deux personnes ou plus vivant dans le même logement payaient le loyer séparément au propriétaire, le montant total était inscrit comme loyer du logement.

**Hypothèques:** La déclaration d'hypothèques ne visait que les logements non agricoles occupés par leurs propriétaires. Un logement était considéré hypothéqué lorsque des dettes étaient contractées par hypothèques, contrats de vente, actes fiduciaires, jugements, ou tout autre acte légal tenant de l'hypothèque. Une dette contractée par privilège sur ameublement, etc., n'était pas considérée comme une hypothèque.

**Principal matériau extérieur:** Le principal matériau visible du mur extérieur de la structure. Lorsqu'un genre de matériau a été employé pour les murs du rez-de-chaussée et un autre pour ceux des étages, le matériau employé au rez-de-chaussée est considéré comme le matériau principal.

**Besoin de réparations importantes:** Un logement est déclaré comme ayant besoin de réparations importantes s'il présente une des déficiences suivantes:

- a) fondations fléchissantes ou pourrissantes révélées par les murs lézardés ou penchés;
- b) toit ou cheminée défectueux;
- c) marches ou escaliers extérieurs dangereux;
- d) intérieur ayant grandement besoin de réparations, soit grandes plaques de plâtre détachées des murs et du plafond.

On reconnaît que la question concernant l'état de la maison prête beaucoup à l'interprétation personnelle. Pour cette raison, on doit accepter avec plus d'indulgence les réponses aux questions de cette nature que celles qui touchent, par exemple, une question relative au nombre de pièces. Cependant, on peut raisonnablement supposer que la statistique des recensements de 1941 et de 1951 est suffisamment identique pour offrir une base utile de comparaison.

**Pièces:** Seules les pièces habitées ou habitables, y compris les chambres des serviteurs, des chambreurs ou des membres de familles chambreuses sont comptées dans le logement. Les pièces suivantes ne comptent pas comme pièces d'habitation: salles de bain, garde-manger, corridors, placards et pièces servant uniquement à des fins commerciales. Les cuisines d'été, les solariums, les pièces du soubassement et du grenier ne comptent que si elles servent de quartiers d'habitation toute l'année. Les "cuisinettes" sont comprises lorsqu'elles

and contained, as a minimum, cooking facilities (such as stove or range) and a sink or tub.

**Water supply:** For census purposes, piped water was defined as water the flow of which could be controlled by means of a tap. Water from a hand pump located within the dwelling was not considered as piped running water. "Inside" means inside the dwelling unit.

**Bath facilities:** "Installed" bath or shower facilities were those operated from a piped water source and controlled by a tap and drain.

**Shared use of facilities:** Shared use of bath or toilet facilities means shared with another household, and does not extend to cases where the facilities are used in common by members of the family and lodgers or servants within the same household. For example, where common toilet facilities were provided for a group of dwellings, as in some types of low-cost emergency housing projects, each dwelling was considered as having shared use of toilet facilities.

#### Lighting facilities:

- (a) "Electricity (Power line source)" refers to cases where the electricity was conveyed by transmission lines from a central generating source serving the community.
- (b) "Electricity (Home generated source)" covers all cases where the dwelling was lighted by electricity generated on the property.

**Refrigeration facilities:** These facilities were classified as mechanical (electric or gas), ice box, and other. The category "other" included spring houses, well coolers, and ice houses with storage space for perishable foods. It did not, however, include such sources of refrigeration as window boxes for winter use, root cellars, open springs, and basements.

**Cooking facilities:** The type of range or stove on which the household did most of its cooking was reported. "Other miscellaneous types" included small grills and burners, cookers, fireplaces, etc., as well as dwellings with no cooking facilities, such as may be found in apartment hotels.

**Heating equipment:** Respondents were asked to state the principal heating equipment in use in the dwelling, and any secondary or supplementary source of heating. It was stipulated, however, that the supplementary heating equipment must be used primarily for heating purposes. A cook stove which supplied heat incidentally, or a fireplace used mainly for ornamental purposes, was not classified as supplementary heating equipment.

Provision was made on the housing document for "central heating plant" as one type of heating equipment. It was the intention that this category be limited to homes heated from a central outside source. In the city of Winnipeg, for example, 4,785 dwellings were reported with this form of heating.

Central heating as defined above is relatively new in Canada, being found only in certain sections of a few cities. Probably due to this fact, some enumerators interpreted it to mean a furnace located in the basement of an apartment building and supplying heat to all the dwelling units in the building. In view of the small number of dwellings with "central heating" and because of occasional misinterpretation of this type of heating equipment on the part of some enumerators, figures for central heating and furnace heating have been combined in the relevant tables of this volume.

**Principal heating fuel:** This was defined as the chief fuel used in the principal heating equipment. "Gas" included all types of gas but did not include gasoline.

servent de cuisines ordinaires et renferment, au minimum, les aménagements nécessaires à la cuisson (soit poêle ou cuisinière) et un évier ou une cuve.

**Service d'eau:** Pour les besoins du recensement, l'eau avec tuyau est celle dont le débit est réglé par un robinet. L'eau provenant d'une pompe à main dans le logement n'est pas considérée comme eau courante avec tuyaux. "A l'intérieur" signifie à l'intérieur du logement.

**Commodités de bain:** Baignoire ou douche "installée" sont celles qui sont rattachées à un tuyau muni d'un robinet et d'un tuyau d'écoulement.

**Usage partagé de certaines commodités:** L'usage partagé des aménagements de bain et de toilette signifie partagé avec un autre ménage et ne s'applique pas lorsque les aménagements sont utilisés en commun par les membres de la famille et des chambreurs et serveurs faisant partie du ménage. Ainsi, lorsque les aménagements de toilette sont au service commun d'un groupe de logements, comme dans certains genres d'habitations provisoires à bon marché, chaque logement était considéré comme ayant l'usage partagé des aménagements de toilette.

#### Éclairage:

- a) "Électricité (provenant d'une ligne extérieure)" a trait à l'éclairage fourni par des lignes de transmission d'une centrale génératrice qui dessert la collectivité.
- b) "Électricité (générée à la maison)" s'applique à tous les cas où le logement est éclairé par l'électricité générée sur la propriété.

**Réfrigération:** Ces aménagements sont classés comme mécaniques (électriques ou gaz), glacière, et autres. La catégorie "autres" comprend les sources recouvertes, les puits, et les glacières avec espace pour l'entreposage des comestibles périssables. Elle ne comprend pas cependant les sources de réfrigération comme les caisses installées sur les fenêtres en hiver, les caves pour plantes-racines, les sources non recouvertes et les soubassements.

**Commodités de cuisson:** Le genre de cuisinière ou de poêle qui sert au ménage à faire la plus grande partie de sa cuisson a été déclaré. "Autres genres et divers" comprend les petits grills et brûleurs, les fourneaux, les foyers, etc., de même que les logements sans commodités de cuisson, comme il peut s'en trouver dans les hôtels d'appartements.

**Appareils de chauffage:** Les répondants devaient déclarer le principal appareil de chauffage utilisé dans le logement et toute source supplémentaire ou accessoire de chauffage. Il était cependant précisé que l'appareil supplémentaire de chauffage devait servir principalement au chauffage. Un poêle de cuisine qui ne fournissait la chaleur qu'incidemment, ou un foyer simplement ornemental n'était pas classé comme appareil supplémentaire de chauffage.

Le document-logement consacrait un espace au "système de chauffage central" parmi les appareils de chauffage. Cette catégorie ne devait viser que les maisons chauffées par un système central extérieur. Dans la ville de Winnipeg, par exemple, 4,785 logements ont été déclarés pourvus de ce mode de chauffage.

Le chauffage central, ainsi qu'il est défini ci-dessus, est relativement récent au Canada et ne se trouve que dans certains secteurs de quelques rares villes. Pour cette raison probablement, certains agents recenseurs l'ont interprété comme signifiant une fournaise installée dans le soubassement d'une maison d'appartements et dispensant la chaleur à tous les logements de l'édifice. Étant donné le petit nombre de logements ayant le "chauffage central" et à cause de l'interprétation parfois inexacte de ce genre d'appareil, de la part de certains agents recenseurs, les chiffres du chauffage central et du chauffage à la fournaise ont été réunis dans les tableaux appropriés du présent volume.

**Principal combustible de chauffage:** Le principal combustible employé dans le principal appareil de chauffage. "Gaz" comprend tous les genres de gaz mais non la gasoline.

**Living conveniences:** The data on living conveniences relate to the number of households possessing washing machines, telephones, radios, vacuum cleaners, or passenger automobiles and do not represent the number of these articles. Washing machines or telephones provided for the common use of tenants in a multiple dwelling structure were credited to the owner, provided he lived in the building. "Radio" means a house radio—not a car radio.

**Household:** A "household" for census purposes was defined as a person or group of related or non-related persons occupying one dwelling unit.

**Household head:** For census purposes, there must be a head to each household. The person chiefly responsible for the maintenance of the household was normally considered as "head". When husband and wife or parents and unmarried children were living in the same household, the husband was reported as "head", and the parent rather than an unmarried child. When brothers and sisters comprised a household, usually the eldest was reported as "head". When a household consisted of several unrelated persons who shared housekeeping facilities, one of them was arbitrarily chosen as "head". In hotel and institutional households the officer in charge, provided he fulfilled the residence requirements—otherwise a resident member of the staff, was "head". If the household consisted entirely of guests, lodgers, patients, or inmates, one was designated arbitrarily as "head".

**Year of occupancy:** This was the period during which the head of the household first occupied the dwelling and resided continuously therein.

**Crowded dwelling (crowded household):** For census purposes, a crowded dwelling (household) was defined as one in which the number of persons exceeded the number of rooms occupied.

**Family:** A family, for census purposes, consisted of husband and wife (with or without children) or a parent with an unmarried child (or children) living together in the same dwelling.

**Normal family:** A family in which the husband and wife were living together with or without children was defined as a "normal family".

**Normal family household:** This was defined as a one-family household, the head of which was also head of a normal family.

**Types of families:** In the 1951 Census, families were classified into two groups,—“maintaining own household”, and “not maintaining own household”. The former consisted of families whose head was both head of a family and head of a household; and the latter of families whose head was not the head of a household. The families which did not maintain their own households were further divided into two groups, “related” and “non-related”. The related families were those whose head was related to the head of the household by blood or marriage. The non-related families, although mainly lodging families, included the families of married servants.

**Children in families:** For census purposes unmarried sons and daughters 24 years of age and under living with their parents were classified as children. Unmarried sons and daughters 25 years of age and over living with their parents were counted as family members but not as children. Married sons (or daughters) were not considered as members of the parents' family, whether or not they continued to live with the parents.

Stepchildren and adopted children have been given the status of children in all tables of this volume. Guardianship children or wards, under 21 years of age, have been given the same status. Many of the families with single "head" consist of guardianship children living with an unmarried relative, such as an uncle or an aunt.

**Commodités de confort:** Les données sur les commodités de confort portent sur le nombre de ménages possédant lessiveuse, téléphone, radio, aspirateur ou automobile de tourisme et ne représentent pas le nombre de ces articles. Les lessiveuses et les téléphones mis au service commun des locataires dans les maisons à plusieurs logements sont attribués au propriétaire, pourvu qu'il vive dans la maison. "Radio" signifie un appareil de maison et non d'automobile.

**Ménage:** Un "ménage", pour les besoins du recensement, a été défini: une personne ou un groupe de personnes apparentées ou non apparentées occupant une unité de logement.

**Chef de ménage:** Pour les besoins du recensement, il faut un chef pour chaque ménage. La personne principalement responsable de l'entretien du ménage est ordinairement considérée comme le "chef". Lorsque l'époux et l'épouse ou les parents et leurs enfants non mariés vivent dans un même ménage, l'époux est déclaré "chef" et le parent plutôt que l'enfant non marié. Lorsque des frères et soeurs composent le ménage, c'est ordinairement l'aîné qui est déclaré "chef". Lorsqu'un ménage se compose de plusieurs personnes non apparentées qui partagent les commodités ménagères, l'une d'entre elles est arbitrairement choisie comme "chef". Dans les ménages d'hôtel ou d'institution, le directeur, s'il répond aux conditions de résidence exigées ou, à défaut, un membre résidant du personnel est "chef". Si le ménage se compose entièrement de visiteurs, chambreurs, malades ou détenus, l'un d'entre eux est arbitrairement désigné comme "chef".

**Année d'occupation:** La période durant laquelle le chef du ménage est entré dans le logement pour y demeurer en permanence.

**Logement encombré (ménage encombré):** Pour les besoins du recensement, un logement ou un ménage encombré est celui où le nombre de personnes est plus élevé que le nombre de pièces occupées.

**Famille:** Aux fins du recensement, la famille comprend l'époux et l'épouse (avec ou sans enfants) ou l'un des deux avec un ou plusieurs enfants non mariés et vivant ensemble sous le même toit.

**Famille normale:** Une famille dont l'époux et l'épouse vivent ensemble avec ou sans enfants est définie "famille normale".

**Ménage de famille normale:** Ménage d'une famille dont le chef est également chef d'une famille normale.

**Types de familles:** Dans le recensement de 1951, les familles sont réparties en deux groupes: "maintenant leur propre ménage" et "ne maintenant pas leur propre ménage". Les premières sont les familles dont le chef est à la fois chef de famille et chef de ménage; et, les dernières, les familles dont le chef n'est pas chef de ménage. Les familles qui ne maintiennent pas leur propre ménage sont de nouveau subdivisées en deux groupes: "apparentées" et "non apparentées". Les familles apparentées sont celles dont le chef est apparenté au chef de ménage par les liens du sang ou par alliance. Les familles non apparentées, en majeure partie familles chambreuses, comprennent les familles de serviteurs mariés.

**Enfants dans les familles:** Pour les besoins du recensement, les fils et les filles non mariés, âgés de 24 ans et moins et vivant avec leurs parents, sont classés comme enfants. Les fils et filles non mariés, âgés de 25 ans et plus et vivant avec leurs parents, sont comptés comme membres de la famille mais non comme enfants. Les fils ou filles mariés ne sont pas considérés comme des membres de la famille de leurs parents, qu'ils vivent ou non avec eux.

Les beaux-fils et belles-filles et les enfants adoptifs sont classés avec les enfants dans les tableaux du présent volume. Les enfants en tutelle ou pupilles, âgés de moins de 21 ans, le sont également. Plusieurs des familles dont le chef est célibataire se composent d'enfants en tutelle vivant avec un parent non marié, soit un oncle ou une tante.

Children 14 to 24 years of age in families were classified according to their activity as "attending school", "in the labour force", or "neither". A son (or daughter) was classified as in the labour force, if he reported an occupation during the week ending June 2, 1951, and his "usual" activity was not recorded as "student". If, however, he reported his usual activity as "student", he was classified in the family tables as "attending school", even though he may have reported himself as "working" during the week ending June 2, 1951. This has a direct bearing on the number of college students, many of whom, no doubt, had summer jobs during that week. Such students would be shown in the family tables as "attending school", provided they reported their usual activity as "student".

**Lodger:** For census purposes, a lodger was defined as a member of a household, other than a relative or employee of the "head", who generally contributed a specified amount for his living quarters. Members of lodging families were also counted as lodgers.

**Marital status:** Each person enumerated was placed, according to his marital status, into one of four categories—single, married, widowed, or divorced. A further classification of the married was made into two categories—those married and living together, and those married but not living together.

**Years of schooling:** This refers to the total number of school years the person attended any kind of educational institution beyond kindergarten, such as elementary school, secondary school, college or university. Private study and part-time attendance at classes counted for the equivalent number of years of formal schooling.

**Origin:** For census purposes, a person's origin was traced through the father's lineage. The origin was determined by asking the language spoken by the person, or by his paternal ancestor, when he first came to this continent.

**Labour force:** In the 1951 Census, the labour force was defined to include all persons 14 years of age and over, who, during the week ending June 2, 1951:

- (a) worked for pay or profit or did unpaid work that contributed to the running of a farm or business operated by a member of the household;
- (b) had jobs but did not work because of illness, bad weather, vacation, industrial dispute, or temporary layoff with definite instructions to return to work within 30 days of the time of being laid off;
- (c) were without jobs and were seeking work during the week. This category included those who would have looked for work except that they were temporarily ill, were on indefinite or prolonged layoff, or believed that no work was available.

**Wage or salary earner:** A wage or salary earner was defined as a person who worked for wages, salary, piece rates, commissions, tips, payment in kind, or board and room.

**Wage-earner household (or family):** A wage-earner household (or family) was defined as one in which the "head" was a wage or salary earner.

**Changes in census definitions:** The term "dwelling" has had essentially the same meaning in every census since 1936. The term "household" however, has undergone an important change in meaning since 1941 when a household was defined as "a person or group of persons living in one housekeeping community". Under that definition two or more households could occupy the same dwelling, provided they maintained separate housekeeping arrangements. The term "sub-tenant household" was used to describe any additional households in the dwelling. In the 1951 Census a household included all persons living in one dwelling unit. This relates the household to the dwelling in such a way that the count

Les enfants âgés de 14 à 24 ans dans les familles ont été classés suivant leur activité comme "fréquentant l'école", "faisant partie de la main-d'oeuvre", ou "ni l'un ni l'autre". Un fils (ou une fille) est classé avec la main-d'oeuvre s'il a déclaré une occupation durant la semaine terminée le 2 juin 1951 et que son activité "habituelle" n'est pas "étudiant". Si, toutefois, il a déclaré "étudiant" comme son activité ordinaire, il est classé dans les tableaux des familles comme "fréquentant l'école", même s'il a dit avoir travaillé durant la semaine terminée le 2 juin 1951. Cela a une portée directe sur le nombre d'étudiants dont plusieurs, sans doute, ont tenu un emploi d'été durant cette semaine. Ces étudiants ont été inclus dans les tableaux des familles comme "fréquentant l'école", s'ils ont déclaré leur activité ordinaire comme "étudiant".

**Chambreur:** Pour les besoins du recensement, un chambreur est défini comme un membre du ménage, autre qu'un parent ou un employé du "chef", qui contribue en général un montant fixe pour les pièces qu'il habite. Les membres des familles chambreuses sont également comptés comme chambreurs.

**État matrimonial:** Chaque personne recensée a été classée, suivant son état matrimonial, dans l'une de quatre catégories suivantes: célibataire, marié(e), veuf ou veuve ou divorcé(e). Les personnes mariées ont été de nouveau réparties en deux catégories: celle des personnes mariées vivant ensemble et celle des personnes mariées-ne vivant pas ensemble.

**Années d'école:** Ceci s'applique au nombre global d'années que la personne a fréquenté une maison d'enseignement après le jardin d'enfance, soit: école primaire ou élémentaire, école secondaire, collège ou université. Les études privées et la fréquentation à temps discontinu comptent comme pour le nombre d'années d'études régulières auxquelles elles correspondent.

**Origine:** Pour les besoins du recensement, l'origine d'une personne est retracée par celle du père. L'origine est déterminée par la langue parlée par la personne ou par l'ancêtre paternel lorsqu'il est arrivé sur le continent.

**Main-d'oeuvre:** La main-d'oeuvre, telle qu'elle est définie dans le recensement de 1951, comprend toutes les personnes de 14 ans et plus qui, durant la semaine terminée le 2 juin 1951:

- a) travaillaient pour un salaire ou un profit ou sans rémunération à l'exploitation d'une ferme ou d'une entreprise du ménage;
- b) avaient un emploi mais qui n'ont pas travaillé, pour cause de maladie, d'intempérie, de vacances, de différend ouvrier ou de congédiement temporaire avec instructions précises de retourner au travail dans les 30 jours du congédiement;
- c) étaient sans emploi mais en quête de travail durant la semaine. Cette catégorie comprend les personnes qui auraient cherché du travail sans l'empêchement d'une maladie de courte durée, d'un congédiement de durée indéfinie ou de longue durée, ou la pensée qu'il n'y avait pas de travail.

**Salarié (à gages ou à salaire):** Un employé à gages ou à salaire est ainsi défini: toute personne qui a travaillé pour des gages, un salaire, à la pièce, à commission, pour des pourboires ou pour une rémunération en nature ou sa chambre et sa pension.

**Ménage (ou famille) de salarié:** Soit un ménage ou une famille dont le "chef" est un salarié.

**Changements de définitions du recensement:** Le terme "logement" a conservé essentiellement le même sens à chacun des recensements depuis 1936. Le sens du terme "ménage" a toutefois subi des modifications importantes depuis 1941, alors qu'un ménage était défini: "une personne ou un groupe de personnes vivant dans une unité ménagère". En vertu de cette définition, deux ménages ou plus pouvaient occuper le même logement, pourvu que leur aménagement ménager fût distinct. Le terme "ménage sous-localaire" était employé pour décrire tous les ménages supplémentaires habitant le logement. Dans le recensement de 1951, un ménage se composait de toutes les personnes vivant dans une unité de logement. Le ménage se

of households and the count of occupied dwellings is identical. The effect of this change has been to increase the numerical importance of the "lodging family", since many family groups which, in 1941, were treated as "sub-tenant households", were designated as lodging families in the 1951 Census.

The determination of whether or not separate dwelling and household status should be assigned to separate living quarters in houses has been a major source of difficulty in census enumeration. This arises because houses which were originally constructed for one family, have come to house several families. These changes usually mean some expansion of facilities but no major structural change. The criterion of structural separateness for each dwelling depends upon the fact that the entrance to a dwelling must be direct and not through the living quarters of another person or group of persons. In borderline cases the interpretation of this criterion was to some extent a matter of individual judgment on the part of the enumerator. The elimination of the sub-tenant household has made the application of the rule for structural separateness more difficult for the enumerator to follow. There appears to be no doubt that some enumerators incorrectly counted a number of lodgers or lodging families as separate households and thereby increased the total number of households or occupied dwellings. It is, therefore, probable that the figures of occupied dwellings in the tables that follow include a small percentage of cases which do not conform strictly to the 1951 Census definition. This particularly affected the 1951 figures for apartments and flats. There seems little doubt that a portion of the increase in the number of apartments and flats between the 1941 and 1951 censuses has been due to this change in the interpretation.

---

**Symbols used:**

- to indicate nil or zero.
- where the sample estimate is less than 100, and where the median earnings are based on 10 cases or less.

trouve ainsi uni au logement de façon que le comptage des ménages et le comptage des logements occupés est le même. Ce changement a eu pour effet d'augmenter l'importance numérique de la "famille chambreuse", étant donné que plusieurs groupes familiaux qui, en 1941, étaient considérés comme "ménages sous-locataires" ont été classés comme familles chambreuses dans le recensement de 1951.

Le soin de déterminer si oui ou non le statut distinct de logement et de ménage devait être attribué aux quartiers d'habitation particuliers dans les maisons a été une des principales sources de difficulté du recensement. Cela tient à ce que des maisons qui avaient d'abord été construites pour une famille sont devenues l'habitation de plusieurs familles. Ces changements signifient d'habitude une expansion des aménagements mais aucune modification importante de la structure. Un logement est séparé d'un autre au point de vue de la structure si l'entrée y est directe sans passer par les pièces d'habitation d'une autre personne ou d'un groupe de personnes. Dans les cas indécis, l'interprétation de ce détail était laissée à l'agent recenseur. L'élimination du ménage sous-locataire a compliqué la règle de séparation structurale pour l'agent recenseur. Certains agents ont sans doute compté à tort un certain nombre de chambreurs ou de familles chambreuses comme ménages distincts et ont ainsi augmenté le nombre total de ménages ou de logements occupés. Il est donc probable que les chiffres relatifs aux logements occupés, dans les tableaux qui suivent, comprennent un petit pourcentage de cas qui ne concordent pas strictement avec la définition du recensement de 1951. Cela a particulièrement influé sur les chiffres de 1951 concernant les appartements et les plain-pied. Une partie de l'augmentation du nombre d'appartements et de plain-pied, du recensement de 1941 à celui de 1951, est sans doute attribuable à cette nouvelle interprétation.

---

**Signes conventionnels:**

- néant ou zéro.
- où l'échantillon est de moins de 100 et où le gain médian est basé sur 10 cas ou moins.



**Part I**  
**HOUSING**



**Partie I**  
**LOGEMENTS**





TABLE 1. Dwellings, households, and average number of persons per dwelling and per household, for Canada and the provinces, 1881-1951

TABLEAU 1. Logements, ménages et moyenne de personnes par logement et par ménage, Canada et provinces, 1881-1951

Province and census year Province et année de recensement	Population	Occupied dwellings Logements occupés	Households Ménages	Persons per dwelling Personnes par logement	Persons per household Personnes par ménage
Canada <sup>1</sup> .....	1881 4,268,364	741,365	800,410	5.76	5.33
	1891 4,734,272	856,607	900,080	5.53	5.26
	1901 5,323,967	1,018,015	1,058,386	5.23	5.03
	1911 7,191,624	1,408,689	1,482,980	5.11	4.85
	1921 8,775,319	1,764,012	1,897,110	4.97	4.63
	1931 10,362,833	2,227,000	2,275,171	4.65	4.55
	1941 11,489,713	2,573,155	2,706,089	4.47	4.25
	1951 13,622,913	3,349,580	3,349,580	4.07	4.07
Prince Edward Island .....	1881 108,891	17,724	17,973	6.14	6.06
	1891 109,078	18,389	18,601	5.93	5.86
	1901 103,259	18,530	18,746	5.57	5.51
	1911 93,728	18,237	18,425	5.14	5.09
	1921 88,615	18,628	18,801	4.76	4.71
	1931 88,038	18,715	18,823	4.70	4.68
	1941 95,047	20,079	20,432	4.73	4.65
	1951 98,429	22,517	22,517	4.37	4.37
Nova Scotia .....	1881 440,572	74,154	79,596	5.94	5.54
	1891 450,396	79,102	83,733	5.69	5.38
	1901 459,574	85,313	89,386	5.39	5.14
	1911 492,338	93,784	98,491	5.25	5.00
	1921 523,837	102,807	108,723	5.10	4.82
	1931 512,846	106,854	109,324	4.80	4.69
	1941 577,962	123,184	128,641	4.69	4.49
	1951 642,584	149,982	149,982	4.28	4.28
New Brunswick .....	1881 321,233	51,166	56,948	6.28	5.64
	1891 321,263	54,718	58,462	5.87	5.50
	1901 331,120	58,226	62,695	5.69	5.28
	1911 351,889	60,930	67,093	5.78	5.24
	1921 387,876	70,428	76,949	5.51	5.04
	1931 408,219	79,976	80,951	5.10	5.04
	1941 457,401	91,881	94,599	4.98	4.84
	1951 515,697	114,353	114,353	4.51	4.51
Québec .....	1881 1,359,027	216,432	254,841	6.28	5.33
	1891 1,488,535	246,644	271,991	6.04	5.47
	1901 1,648,898	291,427	307,304	5.66	5.37
	1911 2,005,776	340,196	371,590	5.90	5.40
	1921 2,360,665	398,267	442,239	5.93	5.34
	1931 2,874,255	536,383	541,919	5.36	5.30
	1941 3,331,882	644,529	663,426	5.17	5.02
	1951 4,055,681	862,599	862,599	4.70	4.70
Ontario .....	1881 1,926,922	359,293	366,444	5.36	5.26
	1891 2,114,321	406,948	414,789	5.20	5.10
	1901 2,182,947	445,310	455,264	4.90	4.79
	1911 2,527,292	529,190	545,229	4.78	4.64
	1921 2,933,662	637,552	681,629	4.60	4.30
	1931 3,431,683	792,047	815,469	4.33	4.21
	1941 3,787,655	909,394	969,267	4.17	3.91
	1951 4,597,542	1,183,448	1,183,448	3.88	3.88
Manitoba .....	1881 62,260	12,803	14,169	4.86	4.39
	1891 152,506	30,790	31,786	4.95	4.80
	1901 255,211	49,784	51,056	5.13	5.00
	1911 461,394	85,720	91,230	5.38	5.06
	1921 610,118	117,541	128,984	5.19	4.73
	1931 700,139	145,577	150,096	4.81	4.66
	1941 729,744	163,655	176,942	4.46	4.12
	1951 776,541	202,968	202,968	3.83	3.83
Saskatchewan .....	1901 91,279	17,645	19,089	5.17	4.78
	1911 492,432	118,283	120,751	4.16	4.08
	1921 757,510	163,661	168,555	4.63	4.49
	1931 921,785	197,572	200,918	4.67	4.59
	1941 895,992	207,173	214,939	4.32	4.17
	1951 831,728	222,235	222,235	3.74	3.74
Alberta .....	1901 73,022	14,842	16,401	4.92	4.45
	1911 374,295	87,672	90,346	4.27	4.14
	1921 588,454	136,125	141,190	4.32	4.17
	1931 731,605	171,670	175,169	4.26	4.18
	1941 796,169	193,246	201,796	4.12	3.95
	1951 939,501	251,891	251,891	3.73	3.73
British Columbia .....	1881 49,459	9,793	10,439	5.05	4.74
	1891 98,173	20,016	20,718	4.90	4.74
	1901 178,657	36,938	38,445	4.84	4.65
	1911 392,480	74,677	79,825	5.26	4.92
	1921 524,582	119,003	130,040	4.41	4.03
	1931 694,263	178,206	182,502	3.90	3.80
	1941 817,861	220,014	236,047	3.72	3.46
	1951 1,165,210	339,587	339,587	3.43	3.43

1. Not including Newfoundland, the Yukon and Northwest Territories. — Moins Terre-Neuve, le Yukon et les Territoires du Nord-Ouest.

TABLE 2. Occupied and unoccupied dwellings, for provinces, rural, urban, and incorporated cities, towns, and villages of 10,000 population and over, 1951

TABLEAU 2. Logements occupés et inoccupés, provinces, régions rurales et urbaines et cités, villes et villages constitués de 10,000 et plus, 1951

Locality — Localité	Population	Total dwellings — Total, logements	Occupied dwellings <sup>1</sup> — Logements occupés <sup>1</sup>	Vacant dwellings — Logements vacants	Dwellings under construction — Logements en construction
<b>CANADA<sup>2</sup></b> .....	<b>13,984,329</b>	<b>3,585,128</b>	<b>3,420,822</b>	<b>112,878</b>	<b>51,428</b>
Rural — Rurale .....	5,361,394	1,341,474	1,258,426	69,893	13,155
Urban — Urbaine .....	8,622,935	2,243,654	2,162,396	42,985	38,273
<b>Newfoundland</b> .....	<b>361,416</b>	<b>78,024</b>	<b>71,242</b>	<b>4,904</b>	<b>1,878</b>
Rural — Rurale .....	206,621	46,380	41,345	3,778	1,257
Urban — Urbaine .....	154,795	31,644	29,897	1,126	621
St. John's .....	52,873	11,009	10,618	230	161
<b>Prince Edward Island</b> .....	<b>98,429</b>	<b>24,114</b>	<b>22,517</b>	<b>1,498</b>	<b>99</b>
Rural — Rurale .....	73,744	18,371	16,901	1,406	64
Urban — Urbaine .....	24,685	5,743	5,616	92	35
Charlottetown .....	15,887	3,629	3,548	57	24
<b>Nova Scotia</b> .....	<b>642,584</b>	<b>159,795</b>	<b>149,982</b>	<b>7,578</b>	<b>2,235</b>
Rural — Rurale .....	297,753	78,029	71,222	6,019	788
Urban — Urbaine .....	344,831	81,766	78,760	1,559	1,447
Dartmouth .....	15,037	3,547	3,464	48	35
Glace Bay .....	25,586	5,425	5,331	61	33
Halifax .....	85,589	19,250	18,840	300	110
New Waterford .....	10,423	2,142	2,093	28	21
Sydney .....	31,317	6,545	6,356	46	143
Truro .....	10,756	2,920	2,822	77	21
<b>New Brunswick</b> .....	<b>515,697</b>	<b>120,639</b>	<b>114,353</b>	<b>5,404</b>	<b>882</b>
Rural — Rurale .....	300,686	67,022	62,356	4,137	529
Urban — Urbaine .....	215,011	53,617	51,997	1,267	353
Edmundston .....	10,753	2,241	2,191	42	8
Fredericton .....	16,018	4,388	4,274	82	32
Moncton .....	27,334	6,803	6,625	135	43
Saint John .....	50,779	13,531	13,224	292	15
<b>Québec</b> .....	<b>4,055,681</b>	<b>898,914</b>	<b>862,599</b>	<b>24,649</b>	<b>11,666</b>
Rural — Rurale .....	1,358,363	269,609	256,392	11,291	1,928
Urban — Urbaine .....	2,697,318	629,305	606,207	13,358	9,740
Arvida .....	11,078	1,964	1,915	37	12
Cap-de-la-Madeleine .....	18,667	3,967	3,808	91	68
Chicoutimi .....	23,216	3,969	3,895	41	33
Drummondville .....	14,341	3,272	3,172	65	35
Granby .....	21,989	5,235	5,007	109	119
Grand'Mère .....	11,089	2,471	2,394	63	14
Hull .....	43,483	9,562	9,345	102	115
Jacques-Cartier .....	22,450	5,261	4,784	345	132
Joliette .....	16,064	3,379	3,276	80	23
Jonquières .....	21,618	3,809	3,764	31	14
Lachine .....	27,773	6,791	6,405	76	310
Lasalle .....	11,633	2,992	2,797	74	121
Lévis .....	13,162	2,566	2,453	92	21
Longueuil .....	11,103	2,604	2,497	67	40
Magog .....	12,423	2,836	2,734	65	37
Montréal .....	1,021,520	257,253	248,615	5,030	3,608
Montréal N. .....	14,081	3,594	2,993	107	494
Mont-Royal .....	11,352	3,333	3,112	42	179
Outremont .....	30,057	7,559	7,431	111	17
Québec .....	164,016	36,268	35,193	891	184
Rimouski .....	11,565	2,184	2,117	34	33
Rouyn .....	14,633	3,205	3,042	141	22
St-Hyacinthe .....	20,236	4,593	4,455	78	60
St-Jean .....	19,305	4,230	4,114	78	38
St-Jérôme .....	17,685	4,155	3,999	110	46

1. Includes hotels, institutions and camps. — Y compris les hôtels, les institutions, les camps et chantiers.

2. Not including the Yukon and Northwest Territories. — Moins le Yukon et les Territoires du Nord-Ouest.

TABLE 2. Occupied and unoccupied dwellings, for provinces, rural, urban, and incorporated cities, towns, and villages of 10,000 population and over, 1951 - Continued.

TABLEAU 2. Logements occupés et inoccupés, provinces, régions rurales et urbaines et cités, villes et villages constitués de 10,000 et plus, 1951 - suite

Locality Localité	Population	Total dwellings Total, logements	Occupied dwellings <sup>1</sup> Logements occupés <sup>1</sup>	Vacant dwellings Logements vacants	Dwellings under construction Logements en construction
<b>Québec - Con.-fin</b>					
St-Laurent .....	20,426	5,310	4,987	96	227
St-Michel .....	10,539	2,931	2,283	94	574
Shawinigan Falls .....	26,903	5,805	5,685	88	32
Sherbrooke .....	50,543	11,922	11,609	213	100
Sillery .....	10,376	2,310	2,168	57	85
Sorel .....	14,961	3,138	3,083	30	25
Thetford Mines .....	15,095	3,427	3,336	41	50
Trois-Rivières .....	46,074	9,848	9,564	189	95
Valleyfield (Salaberry-de-) .....	22,414	5,093	4,906	95	92
Verdun .....	77,391	20,216	19,824	278	114
Victoriaville .....	13,124	3,006	2,897	72	37
Westmount .....	25,222	6,472	6,307	144	21
<b>Ontario</b> .....	<b>4,597,542</b>	<b>1,232,081</b>	<b>1,183,448</b>	<b>27,034</b>	<b>21,599</b>
Rural - Rurale .....	1,346,443	361,797	341,776	14,479	5,542
Urban - Urbaine .....	3,251,099	870,284	841,672	12,555	16,057
Barrie .....	12,514	3,631	3,529	51	51
Bellefleur .....	19,519	5,629	5,474	96	59
Brantford .....	36,727	10,552	10,388	105	59
Brockville .....	12,301	3,474	3,392	56	26
Chatham .....	21,218	6,298	6,113	116	69
Cornwall .....	16,899	4,211	4,112	78	21
Eastview .....	13,799	3,439	3,194	79	166
Forest Hill .....	15,305	4,605	4,253	82	270
Fort William .....	34,947	9,485	9,314	117	54
Galt .....	19,207	5,562	5,478	39	45
Guelp .....	27,386	7,282	7,119	75	88
Hamilton .....	208,321	56,595	55,405	598	592
Kingston .....	33,459	8,939	8,734	163	42
Kitchener .....	44,867	11,904	11,590	109	205
Leaside .....	16,233	4,724	4,644	35	45
London .....	95,343	27,200	26,414	443	343
Mimico .....	11,342	3,328	3,018	76	234
New Toronto .....	11,194	2,414	2,361	26	27
Niagara Falls .....	22,874	6,222	6,115	56	51
North Bay .....	17,944	4,520	4,415	52	53
Orillia .....	12,110	3,538	3,438	74	26
Oshawa .....	41,545	11,680	11,234	141	305
Ottawa .....	202,045	50,691	49,074	675	942
Owen Sound .....	16,423	4,607	4,476	47	84
Pembroke .....	12,704	3,167	3,060	58	49
Peterborough .....	38,272	10,343	10,036	138	169
Port Arthur .....	31,161	8,672	8,439	159	74
St. Catharines .....	37,984	10,575	10,404	107	66
St. Thomas .....	18,173	5,663	5,555	91	17
Sarnia .....	34,697	9,841	9,390	160	291
Sault Ste. Marie .....	32,452	8,088	7,879	75	134
Stratford .....	18,785	5,542	5,454	67	21
Sudbury .....	42,410	9,670	9,479	105	86
Timmins .....	27,743	7,187	6,929	245	13
Toronto .....	675,754	159,985	157,458	2,028	499
Trenton .....	10,085	2,880	2,774	76	30
Waterloo .....	11,991	3,195	3,050	26	119
Welland .....	15,882	3,992	3,940	25	27
Windsor .....	120,049	32,329	31,863	257	209
Woodstock .....	15,544	4,772	4,647	52	73
<b>Manitoba</b> .....	<b>776,541</b>	<b>210,565</b>	<b>202,968</b>	<b>5,514</b>	<b>2,083</b>
Rural - Rurale .....	336,961	87,756	83,890	3,526	340
Urban - Urbaine .....	439,580	122,809	119,078	1,988	1,743
Brandon .....	20,598	5,554	5,380	56	118
St. Boniface .....	26,342	6,760	6,652	78	30
Winnipeg .....	235,710	66,434	64,836	948	650

1. Includes hotels, institutions and camps. - Y compris les hôtels, les institutions, les camps et chantiers.

**TABLE 2. Occupied and unoccupied dwellings, for provinces, rural, urban, and incorporated cities, towns, and villages of 10,000 population and over, 1951 - Concluded****TABLEAU 2. Logements occupés et inoccupés, provinces, régions rurales et urbaines et cités, villes et villages constitués de 10,000 et plus, 1951 - fin**

Locality — Localité	Population	Total dwellings — Total, logements	Occupied dwellings <sup>1</sup> — Logements occupés <sup>1</sup>	Vacant dwellings — Logements vacants	Dwellings under construction — Logements en construction
<b>Saskatchewan</b> .....	<b>831,728</b>	<b>237,406</b>	<b>222,235</b>	<b>14,014</b>	<b>1,157</b>
Rural - Rurale .....	579,258	164,694	152,168	12,097	429
Urban - Urbaine .....	252,470	72,712	70,067	1,917	728
Moose Jaw .....	24,355	7,544	7,344	155	45
Prince Albert .....	17,149	4,560	4,382	124	54
Regina .....	71,319	19,805	19,259	355	191
Saskatoon .....	53,268	15,667	15,047	432	188
<b>Alberta</b> .....	<b>939,501</b>	<b>266,939</b>	<b>251,891</b>	<b>10,732</b>	<b>4,316</b>
Rural - Rurale .....	489,826	133,911	125,802	7,441	668
Urban - Urbaine .....	449,675	133,028	126,089	3,291	3,648
Calgary .....	129,060	39,590	37,911	747	932
Edmonton .....	159,631	45,847	43,169	1,034	1,644
Lethbridge .....	22,947	6,942	6,598	150	194
Medicine Hat .....	16,364	5,101	4,935	96	70
<b>British Columbia</b> .....	<b>1,165,210</b>	<b>356,651</b>	<b>339,587</b>	<b>11,551</b>	<b>5,513</b>
Rural - Rurale .....	371,739	113,905	106,574	5,719	1,612
Urban - Urbaine .....	793,471	242,746	233,013	5,832	3,901
New Westminster .....	28,639	8,304	8,004	192	108
North Vancouver .....	15,687	4,728	4,548	83	97
Penticton .....	10,548	3,247	3,114	86	47
Trail .....	11,430	3,254	3,173	55	26
Vancouver .....	344,833	105,167	101,879	2,224	1,064
Victoria .....	51,331	16,454	15,883	454	117

1. Includes hotels, institutions and camps. - Y compris les hôtels, les institutions, les camps et chantiers.

**TABLE 3. Hotel, institutional, and camp dwellings, for Canada and the provinces, 1951**  
**TABLEAU 3. Logements dans les hôtels, les institutions et les camps et chantiers, Canada et provinces, 1951**

Province	Total	Occupied dwellings — Logements occupés			
		Private dwellings — Logements particuliers	Hotels <sup>1</sup> — Hôtels <sup>1</sup>	Institutions	Camps — Camps et chantiers
<b>Canada</b> .....	<b>3,420,822</b>	<b>3,409,284</b>	<b>4,580</b>	<b>4,982</b>	<b>1,976</b>
Newfoundland .....	71,242	70,980	54	110	98
Prince Edward Island .....	22,517	22,454	21	37	5
Nova Scotia .....	149,982	149,555	187	210	30
New Brunswick .....	114,353	114,007	93	212	41
Québec .....	862,599	858,784	1,369	2,191	255
Ontario .....	1,183,448	1,181,126	668	969	685
Manitoba .....	202,968	202,398	244	268	58
Saskatchewan .....	222,235	221,456	413	312	54
Alberta .....	251,891	250,747	663	348	133
British Columbia .....	339,587	337,777	868	325	617

1. Includes large lodging houses. - Y compris les grandes maisons de pension.

TABLE 4. Households by number of persons and average number of persons per household, for counties and census divisions, rural farm, rural non-farm, and urban, 1951

TABLEAU 4. Ménages selon le nombre de personnes et moyenne de personnes par ménage, comtés et divisions de recensement, régions rurales agricoles, rurales non agricoles, et urbaines, 1951

Locality Localité	Total	Households by number of persons Ménages selon le nombre de personnes					Average number of persons per household Moyenne de personnes par ménage
		1	2-3	4-5	6-9	10+	
<b>CANADA</b> .....	<b>3,409,284</b>	<b>252,436</b>	<b>1,399,135</b>	<b>1,085,385</b>	<b>581,678</b>	<b>90,650</b>	<b>4.0</b>
Rural - Rurale.....	1,254,256	114,968	461,501	378,286	252,360	47,141	4.2
Farm - Agricole.....	629,788	45,109	209,532	197,066	146,736	31,345	4.5
Non-farm - Non agricole.....	624,468	69,859	251,969	181,220	105,624	15,796	3.8
Urban - Urbaine.....	2,155,028	137,468	937,634	707,099	329,318	43,509	3.9
<b>Newfoundland</b> .....	<b>70,980</b>	<b>2,556</b>	<b>20,487</b>	<b>22,379</b>	<b>21,609</b>	<b>3,949</b>	<b>5.0</b>
Rural - Rurale.....	41,246	1,651	12,066	12,606	12,769	2,154	4.9
Farm - Agricole.....	2,890	93	725	855	955	262	5.4
Non-farm - Non agricole.....	38,356	1,558	11,341	11,751	11,814	1,892	4.9
Urban - Urbaine.....	29,734	905	8,421	9,773	8,840	1,795	5.0
Division No. 1.....	29,956	1,308	9,162	9,355	8,544	1,587	4.8
Rural - Rurale.....	12,595	749	4,024	3,666	3,587	569	4.7
Farm - Agricole.....	1,392	57	381	408	455	91	5.1
Non-farm - Non agricole.....	11,203	692	3,643	3,258	3,132	478	4.6
Urban - Urbaine.....	17,361	559	5,138	5,689	4,957	1,018	4.9
Division No. 2.....	4,761	244	1,487	1,446	1,391	193	4.7
Rural - Rurale.....	3,728	191	1,161	1,118	1,103	155	4.7
Farm - Agricole.....	50	-	12	25	11	2	4.8
Non-farm - Non agricole.....	3,678	191	1,149	1,093	1,092	153	4.7
Urban - Urbaine.....	1,033	53	326	328	288	38	4.6
Division No. 3.....	4,054	73	1,083	1,358	1,361	179	5.0
Rural - Rurale.....	3,529	63	948	1,174	1,185	159	5.0
Farm - Agricole.....	15	-	1	3	7	4	7.1
Non-farm - Non agricole.....	3,514	63	947	1,171	1,178	155	5.0
Urban - Urbaine.....	525	10	135	184	176	20	5.0
Division No. 4.....	2,796	138	671	789	905	293	5.5
Rural - Rurale.....	2,156	101	531	611	694	219	5.4
Farm - Agricole.....	954	28	228	242	328	128	5.8
Non-farm - Non agricole.....	1,202	73	303	369	366	91	5.2
Urban - Urbaine.....	640	37	140	178	211	74	5.5
Division No. 5.....	5,087	132	1,219	1,627	1,689	420	5.4
Rural - Rurale.....	1,268	40	270	382	451	125	5.6
Farm - Agricole.....	195	6	33	70	66	20	5.7
Non-farm - Non agricole.....	1,073	34	237	312	385	105	5.6
Urban - Urbaine.....	3,819	92	949	1,245	1,238	295	5.3
Division No. 6.....	4,942	82	1,161	1,647	1,689	363	5.4
Rural - Rurale.....	928	14	210	269	364	71	5.5
Farm - Agricole.....	11	1	3	4	3	-	4.3
Non-farm - Non agricole.....	917	13	207	265	361	71	5.5
Urban - Urbaine.....	4,014	68	951	1,378	1,325	292	5.3
Division No. 7.....	7,577	298	2,473	2,381	2,174	251	4.7
Rural - Rurale.....	6,172	228	1,960	1,938	1,816	230	4.7
Farm - Agricole.....	97	-	25	45	26	1	4.9
Non-farm - Non agricole.....	6,075	228	1,935	1,893	1,790	229	4.7
Urban - Urbaine.....	1,405	70	513	443	358	21	4.3
Division No. 8.....	7,495	189	2,227	2,430	2,312	337	4.9
Rural - Rurale.....	6,802	175	2,009	2,196	2,111	311	4.9
Farm - Agricole.....	121	1	30	46	34	10	5.2
Non-farm - Non agricole.....	6,681	174	1,979	2,150	2,077	301	4.9
Urban - Urbaine.....	693	14	218	234	201	26	4.7
Division No. 9.....	3,028	58	646	927	1,143	254	5.6
Rural - Rurale.....	2,784	56	595	833	1,057	243	5.6
Farm - Agricole.....	55	-	12	12	25	6	6.0
Non-farm - Non agricole.....	2,729	56	583	821	1,032	237	5.6
Urban - Urbaine.....	244	2	51	94	86	11	5.2
Division No. 10.....	1,284	34	358	419	401	72	5.1
Rural - Rurale.....	1,284	34	358	419	401	72	5.1
Non-farm - Non agricole.....	1,284	34	358	419	401	72	5.1

TABLE 4. Households by number of persons and average number of persons per household, for counties and census divisions, rural farm, rural non-farm, and urban, 1951 - Continued

TABLEAU 4. Ménages selon le nombre de personnes et moyenne de personnes par ménage, comtés et divisions de recensement, régions rurales agricoles, rurales non agricoles, et urbaines, 1951 - suite

Locality — Localité	Total	Households by number of persons — Ménages selon le nombre de personnes					Average number of persons per household
		1	2-3	4-5	6-9	10+	Moyenne de personnes par ménage
<b>Prince Edward Island</b> .....	<b>22,454</b>	<b>1,660</b>	<b>8,237</b>	<b>6,852</b>	<b>4,938</b>	<b>767</b>	<b>4.3</b>
Rural - Rurale .....	16,880	1,389	6,035	5,065	3,794	597	4.3
Farm - Agricole .....	10,651	750	3,712	3,175	2,587	427	4.4
Non-farm - Non agricole .....	6,229	639	2,323	1,890	1,207	170	4.0
Urban - Urbaine .....	5,574	271	2,202	1,787	1,144	170	4.2
<b>Kings</b> .....	<b>4,312</b>	<b>451</b>	<b>1,583</b>	<b>1,192</b>	<b>948</b>	<b>138</b>	<b>4.1</b>
Rural - Rurale .....	3,785	416	1,370	1,040	835	124	4.1
Farm - Agricole .....	2,617	261	912	717	627	100	4.3
Non-farm - Non agricole .....	1,168	155	458	323	208	24	3.8
Urban - Urbaine .....	527	35	213	152	113	14	4.2
<b>Prince</b> .....	<b>8,380</b>	<b>555</b>	<b>2,921</b>	<b>2,590</b>	<b>1,969</b>	<b>345</b>	<b>4.4</b>
Rural - Rurale .....	6,849	490	2,304	2,108	1,648	299	4.5
Farm - Agricole .....	3,879	207	1,250	1,177	1,048	197	4.7
Non-farm - Non agricole .....	2,970	283	1,054	931	600	102	4.2
Urban - Urbaine .....	1,531	65	617	482	321	46	4.2
<b>Queens</b> .....	<b>9,762</b>	<b>654</b>	<b>3,733</b>	<b>3,070</b>	<b>2,021</b>	<b>284</b>	<b>4.2</b>
Rural - Rurale .....	6,246	483	2,361	1,917	1,311	174	4.1
Farm - Agricole .....	4,155	282	1,550	1,281	912	130	4.2
Non-farm - Non agricole .....	2,091	201	811	636	399	44	4.0
Urban - Urbaine .....	3,516	171	1,372	1,153	710	110	4.2
<b>Nova Scotia</b> .....	<b>149,555</b>	<b>10,571</b>	<b>56,355</b>	<b>48,036</b>	<b>30,294</b>	<b>4,299</b>	<b>4.2</b>
Rural - Rurale .....	71,126	6,383	26,689	21,540	14,471	2,043	4.1
Farm - Agricole .....	25,752	1,739	9,204	7,807	6,097	905	4.4
Non-farm - Non agricole .....	45,374	4,644	17,485	13,733	8,374	1,138	4.0
Urban - Urbaine .....	78,429	4,188	29,666	26,496	15,823	2,256	4.2
<b>Annapolis</b> .....	<b>5,389</b>	<b>536</b>	<b>2,329</b>	<b>1,656</b>	<b>801</b>	<b>67</b>	<b>3.7</b>
Rural - Rurale .....	4,712	488	2,016	1,442	710	56	3.7
Farm - Agricole .....	1,969	130	819	619	377	24	3.9
Non-farm - Non agricole .....	2,743	358	1,197	823	333	32	3.5
Urban - Urbaine .....	677	48	313	214	91	11	3.7
<b>Antigonish</b> .....	<b>2,433</b>	<b>239</b>	<b>712</b>	<b>641</b>	<b>675</b>	<b>166</b>	<b>4.7</b>
Rural - Rurale .....	1,835	210	509	461	520	135	4.7
Farm - Agricole .....	1,282	110	335	322	405	110	5.1
Non-farm - Non agricole .....	553	100	174	139	115	25	4.0
Urban - Urbaine .....	598	29	203	180	155	31	4.6
<b>Cape Breton</b> .....	<b>24,864</b>	<b>1,019</b>	<b>7,595</b>	<b>8,358</b>	<b>6,707</b>	<b>1,185</b>	<b>4.7</b>
Rural - Rurale .....	5,367	368	1,728	1,628	1,382	261	4.6
Farm - Agricole .....	1,544	144	542	409	381	68	4.4
Non-farm - Non agricole .....	3,823	224	1,186	1,219	1,001	193	4.7
Urban - Urbaine .....	19,497	651	5,867	6,730	5,325	924	4.8
<b>Colchester</b> .....	<b>7,946</b>	<b>641</b>	<b>3,269</b>	<b>2,547</b>	<b>1,339</b>	<b>150</b>	<b>3.9</b>
Rural - Rurale .....	4,879	419	1,894	1,576	892	98	4.0
Farm - Agricole .....	1,796	106	636	586	414	54	4.3
Non-farm - Non agricole .....	3,083	313	1,258	990	478	44	3.8
Urban - Urbaine .....	3,067	222	1,375	971	447	52	3.7
<b>Cumberland</b> .....	<b>10,055</b>	<b>772</b>	<b>4,225</b>	<b>3,151</b>	<b>1,715</b>	<b>192</b>	<b>3.9</b>
Rural - Rurale .....	4,514	386	1,794	1,392	844	98	4.0
Farm - Agricole .....	2,102	137	812	666	434	53	4.2
Non-farm - Non agricole .....	2,412	249	982	726	410	45	3.8
Urban - Urbaine .....	5,541	386	2,431	1,759	871	94	3.8
<b>Digby</b> .....	<b>4,973</b>	<b>486</b>	<b>1,926</b>	<b>1,483</b>	<b>955</b>	<b>123</b>	<b>4.0</b>
Rural - Rurale .....	4,430	438	1,703	1,297	873	119	4.0
Farm - Agricole .....	1,528	68	524	459	417	60	4.6
Non-farm - Non agricole .....	2,902	370	1,179	838	456	59	3.7
Urban - Urbaine .....	543	48	223	186	82	4	3.7
<b>Guysborough</b> .....	<b>3,322</b>	<b>355</b>	<b>1,138</b>	<b>944</b>	<b>758</b>	<b>127</b>	<b>4.3</b>
Rural - Rurale .....	2,787	318	973	776	615	107	4.2
Farm - Agricole .....	825	74	260	253	197	41	4.5
Non-farm - Non agricole .....	1,962	242	713	523	418	66	4.1
Urban - Urbaine .....	535	39	165	168	143	20	4.5

TABLE 4. Households by number of persons and average number of persons per household, for counties and census divisions, rural farm, rural non-farm, and urban, 1951 - Continued

TABLEAU 4. Ménages selon le nombre de personnes et moyenne de personnes par ménage, comtés et divisions de recensement, régions rurales agricoles, rurales non agricoles, et urbaines, 1951 - suite

Locality - Localité	Total	Households by number of persons - Ménages selon le nombre de personnes					Average number of persons per household - Moyenne de personnes par ménage
		1	2-3	4-5	6-9	10+	
<b>Nova Scotia - Con. - fin</b>							
Halifax .....	36,303	2,089	13,661	12,380	7,139	1,034	4.2
Rural - Rurale .....	6,666	592	2,405	2,006	1,407	256	4.2
Farm - Agricole .....	715	44	230	238	171	32	4.5
Non-farm - Non agricole .....	5,951	548	2,175	1,768	1,236	224	4.2
Urban - Urbaine .....	29,637	1,497	11,256	10,374	5,732	778	4.2
Hants .....	5,657	501	2,183	1,694	1,142	137	4.0
Rural - Rurale .....	4,485	415	1,678	1,322	953	117	4.1
Farm - Agricole .....	1,605	108	576	449	408	64	4.4
Non-farm - Non agricole .....	2,880	307	1,102	873	545	53	3.9
Urban - Urbaine .....	1,172	86	505	372	189	20	3.8
Inverness .....	4,005	358	1,309	1,103	1,030	205	4.5
Rural - Rurale .....	3,032	306	970	817	778	161	4.5
Farm - Agricole .....	2,217	196	680	587	614	140	4.7
Non-farm - Non agricole .....	815	110	290	230	164	21	4.0
Urban - Urbaine .....	973	52	339	286	252	44	4.6
Kings .....	8,145	605	3,304	2,695	1,393	148	3.9
Rural - Rurale .....	5,785	426	2,237	1,888	1,110	124	4.0
Farm - Agricole .....	2,523	134	942	845	537	65	4.2
Non-farm - Non agricole .....	3,262	292	1,295	1,043	573	59	3.9
Urban - Urbaine .....	2,360	179	1,067	807	283	24	3.6
Lunenburg .....	8,692	677	3,768	2,741	1,396	110	3.8
Rural - Rurale .....	6,533	533	2,700	2,078	1,137	85	3.9
Farm - Agricole .....	2,466	107	912	814	592	41	4.3
Non-farm - Non agricole .....	4,067	426	1,788	1,264	545	44	3.6
Urban - Urbaine .....	2,159	144	1,068	663	259	25	3.6
Pictou .....	11,001	805	4,468	3,568	1,958	202	3.9
Rural - Rurale .....	4,195	407	1,596	1,325	784	83	3.9
Farm - Agricole .....	2,196	182	809	706	445	54	4.1
Non-farm - Non agricole .....	1,999	225	787	619	339	29	3.8
Urban - Urbaine .....	6,806	398	2,872	2,243	1,174	119	3.9
Queens .....	3,220	256	1,366	1,012	525	61	3.9
Rural - Rurale .....	1,851	147	815	575	288	26	3.8
Farm - Agricole .....	283	9	107	96	65	6	4.4
Non-farm - Non agricole .....	1,568	138	708	479	223	20	3.7
Urban - Urbaine .....	1,369	109	551	437	237	35	4.0
Richmond .....	2,426	235	786	691	613	101	4.4
Rural - Rurale .....	2,426	235	786	691	613	101	4.4
Farm - Agricole .....	552	46	195	161	132	18	4.3
Non-farm - Non agricole .....	1,874	189	591	530	481	83	4.4
Shelburne .....	3,512	320	1,345	1,098	664	85	4.0
Rural - Rurale .....	2,426	221	916	759	469	61	4.0
Farm - Agricole .....	132	1	48	33	41	9	4.9
Non-farm - Non agricole .....	2,294	220	868	726	428	52	4.0
Urban - Urbaine .....	1,086	99	429	339	195	24	4.0
Victoria .....	1,922	188	696	532	429	77	4.2
Rural - Rurale .....	1,922	188	696	532	429	77	4.2
Farm - Agricole .....	882	84	335	232	203	28	4.2
Non-farm - Non agricole .....	1,040	104	361	300	226	49	4.3
Yarmouth .....	5,690	489	2,275	1,742	1,055	129	4.0
Rural - Rurale .....	3,281	288	1,273	975	667	78	4.1
Farm - Agricole .....	1,135	59	442	332	264	38	4.3
Non-farm - Non agricole .....	2,146	229	831	643	403	40	3.9
Urban - Urbaine .....	2,409	201	1,002	767	388	51	3.9
<b>New Brunswick</b> .....	<b>114,007</b>	<b>6,683</b>	<b>41,504</b>	<b>35,088</b>	<b>25,541</b>	<b>5,191</b>	<b>4.4</b>
Rural - Rurale .....	62,225	3,753	19,724	18,263	16,507	3,978	4.8
Farm - Agricole .....	27,865	1,112	7,690	7,782	8,758	2,523	5.3
Non-farm - Non agricole .....	34,360	2,641	12,034	10,481	7,749	1,455	4.4
Urban - Urbaine .....	51,782	2,930	21,780	16,825	9,034	1,213	4.0

**TABLE 4. Households by number of persons and average number of persons per household, for counties and census divisions, rural farm, rural non-farm, and urban, 1951 - Continued**

**TABLEAU 4. Ménages selon le nombre de personnes et moyenne de personnes par ménage, comtés et divisions de recensement, régions rurales agricoles, rurales non agricoles, et urbaines, 1951 - suite**

Locality Localité	Total	Households by number of persons Ménages selon le nombre de personnes					Average number of persons per household — Moyenne de personnes par ménage
		1	2-3	4-5	6-9	10+	
<b>New Brunswick - Con. - suite</b>							
Albert .....	2,485	172	1,007	831	422	53	4.0
Rural - Rurale .....	2,485	172	1,007	831	422	53	4.0
Farm - Agricole .....	630	29	228	189	156	28	4.5
Non-farm - Non agricole .....	1,855	143	779	642	266	25	3.8
Carleton .....	5,581	409	2,257	1,786	1,015	114	4.0
Rural - Rurale .....	4,185	291	1,591	1,352	852	99	4.1
Farm - Agricole .....	2,174	91	759	718	541	65	4.4
Non-farm - Non agricole .....	2,011	200	832	634	311	34	3.8
Urban - Urbaine .....	1,396	118	666	434	163	15	3.5
Charlotte .....	6,817	625	3,080	2,027	986	99	3.7
Rural - Rurale .....	3,972	378	1,709	1,201	623	61	3.7
Farm - Agricole .....	876	53	331	280	188	24	4.2
Non-farm - Non agricole .....	3,096	325	1,378	921	435	37	3.6
Urban - Urbaine .....	2,845	247	1,371	826	363	38	3.6
Gloucester .....	9,928	353	2,258	2,696	3,449	1,172	5.7
Rural - Rurale .....	8,770	323	1,876	2,281	3,163	1,127	5.8
Farm - Agricole .....	4,704	114	863	1,104	1,853	770	6.3
Non-farm - Non agricole .....	4,066	209	1,013	1,177	1,310	357	5.3
Urban - Urbaine .....	1,158	30	382	415	286	45	4.7
Kent .....	4,950	232	1,276	1,328	1,628	486	5.4
Rural - Rurale .....	4,645	223	1,167	1,232	1,548	475	5.4
Farm - Agricole .....	2,505	83	520	633	928	341	6.0
Non-farm - Non agricole .....	2,140	140	647	599	620	134	4.9
Urban - Urbaine .....	305	9	109	96	80	11	4.5
Kings .....	6,030	534	2,688	1,823	900	85	3.7
Rural - Rurale .....	3,651	356	1,532	1,075	622	66	3.8
Farm - Agricole .....	2,040	118	801	664	412	45	4.2
Non-farm - Non agricole .....	1,611	238	731	411	210	21	3.4
Urban - Urbaine .....	2,379	178	1,156	748	278	19	3.5
Madawaska .....	6,092	189	1,532	1,775	2,004	592	5.4
Rural - Rurale .....	3,638	117	773	957	1,321	470	5.9
Farm - Agricole .....	1,504	31	226	323	637	287	6.7
Non-farm - Non agricole .....	2,134	86	547	634	684	183	5.3
Urban - Urbaine .....	2,454	72	759	818	683	122	4.8
Northumberland .....	8,750	478	2,669	2,645	2,432	526	4.8
Rural - Rurale .....	6,394	367	1,831	1,877	1,880	439	5.0
Farm - Agricole .....	2,849	132	745	800	929	243	5.3
Non-farm - Non agricole .....	3,545	235	1,086	1,077	951	196	4.7
Urban - Urbaine .....	2,356	111	838	768	552	87	4.4
Queens .....	3,298	308	1,297	966	649	78	4.0
Rural - Rurale .....	3,298	308	1,297	966	649	78	4.0
Farm - Agricole .....	1,173	70	470	341	258	34	4.2
Non-farm - Non agricole .....	2,125	238	827	625	391	44	3.9
Restigouche .....	6,818	250	1,819	2,065	2,118	566	5.2
Rural - Rurale .....	3,539	155	803	987	1,194	400	5.6
Farm - Agricole .....	1,595	52	271	402	615	255	6.2
Non-farm - Non agricole .....	1,944	103	532	585	579	145	5.1
Urban - Urbaine .....	3,279	95	1,016	1,078	924	166	4.8
St. John .....	18,608	1,256	8,408	5,871	2,761	312	3.8
Rural - Rurale .....	362	34	160	100	58	10	3.8
Farm - Agricole .....	66	4	33	12	16	1	4.0
Non-farm - Non agricole .....	296	30	127	88	42	9	3.8
Urban - Urbaine .....	18,246	1,222	8,248	5,771	2,703	302	3.8
Sunbury .....	2,098	122	755	654	497	70	4.4
Rural - Rurale .....	1,718	105	631	527	398	57	4.3
Farm - Agricole .....	757	45	263	224	199	26	4.5
Non-farm - Non agricole .....	961	60	368	303	199	31	4.2
Urban - Urbaine .....	380	17	124	127	99	13	4.6
Victoria .....	4,064	252	1,378	1,280	949	205	4.5
Rural - Rurale .....	3,197	210	1,066	966	770	185	4.6
Farm - Agricole .....	1,410	62	406	416	418	108	5.1
Non-farm - Non agricole .....	1,787	148	660	550	352	77	4.2
Urban - Urbaine .....	867	42	312	314	179	20	4.3



TABLE 4. Households by number of persons and average number of persons per household, for counties and census divisions, rural farm, rural non-farm, and urban, 1951 - Continued

TABLEAU 4. Ménages selon le nombre de personnes et moyenne de personnes par ménage, comtés et divisions de recensement, régions rurales agricoles, rurales non agricoles, et urbaines, 1951 - suite

Locality — Localité	Total	Households by number of persons — Ménages selon le nombre de personnes					Average number of persons per household — Moyenne de personnes par ménage
		1	2-3	4-5	6-9	10+	
<b>New Brunswick - Con. - fin</b>							
Westmorland .....	17,932	855	6,737	5,843	3,869	628	4.3
Rural - Rurale .....	7,221	375	2,402	2,250	1,878	316	4.6
Farm - Agricole .....	3,267	142	995	952	963	215	5.0
Non-farm - Non agricole .....	3,954	233	1,407	1,298	915	101	4.3
Urban - Urbaine .....	10,711	480	4,335	3,593	1,991	312	4.1
York .....	10,556	648	4,343	3,498	1,862	205	4.0
Rural - Rurale .....	5,150	339	1,879	1,661	1,129	142	4.2
Farm - Agricole .....	2,315	86	779	724	645	81	4.6
Non-farm - Non agricole .....	2,835	253	1,100	937	484	61	3.9
Urban - Urbaine .....	5,406	309	2,464	1,837	733	63	3.7
<b>Québec .....</b>	<b>858,784</b>	<b>38,641</b>	<b>305,701</b>	<b>270,433</b>	<b>200,111</b>	<b>43,898</b>	<b>4.6</b>
Rural - Rurale .....	255,382	12,749	72,237	68,657	76,721	25,018	5.2
Farm - Agricole .....	129,926	4,179	27,418	33,411	46,452	18,466	6.0
Non-farm - Non agricole .....	125,456	8,570	44,819	35,246	30,269	6,552	4.5
Urban - Urbaine .....	603,402	25,892	233,464	201,776	123,390	18,880	4.3
Abitibi .....	16,534	1,051	4,538	4,595	4,949	1,401	5.1
Rural - Rurale .....	9,813	800	2,388	2,343	3,171	1,111	5.4
Farm - Agricole .....	6,568	403	1,295	1,532	2,383	955	5.9
Non-farm - Non agricole .....	3,245	397	1,093	811	788	156	4.3
Urban - Urbaine .....	6,721	251	2,150	2,252	1,778	290	4.7
Argenteuil .....	6,065	379	2,417	1,871	1,219	179	4.1
Rural - Rurale .....	3,549	280	1,389	1,030	726	124	4.1
Farm - Agricole .....	1,069	43	384	328	259	55	4.6
Non-farm - Non agricole .....	2,480	237	1,005	702	467	69	3.9
Urban - Urbaine .....	2,516	99	1,028	841	493	55	4.1
Arthabaska .....	7,299	269	2,362	2,075	2,058	535	5.0
Rural - Rurale .....	3,180	132	861	809	1,021	357	5.5
Farm - Agricole .....	2,225	51	479	552	820	323	6.0
Non-farm - Non agricole .....	955	81	382	257	201	34	4.1
Urban - Urbaine .....	4,119	137	1,501	1,266	1,037	178	4.6
Bagot .....	4,124	197	1,499	1,113	1,084	231	4.6
Rural - Rurale .....	2,903	149	1,041	742	797	174	4.7
Farm - Agricole .....	1,912	59	529	539	636	149	5.2
Non-farm - Non agricole .....	991	90	512	203	161	25	3.6
Urban - Urbaine .....	1,221	48	458	371	287	57	4.5
Beauce .....	10,107	407	2,781	2,736	3,134	1,049	5.4
Rural - Rurale .....	6,544	254	1,557	1,651	2,229	853	5.7
Farm - Agricole .....	4,068	88	665	983	1,625	707	6.5
Non-farm - Non agricole .....	2,476	166	892	668	604	146	4.6
Urban - Urbaine .....	3,563	153	1,224	1,085	905	196	4.7
Beauharnois .....	8,357	201	2,900	2,920	2,057	279	4.5
Rural - Rurale .....	1,766	55	573	579	489	70	4.7
Farm - Agricole .....	768	16	220	246	246	40	5.0
Non-farm - Non agricole .....	998	39	353	333	243	30	4.4
Urban - Urbaine .....	6,591	146	2,327	2,341	1,568	209	4.5
Bellechasse .....	4,643	292	1,328	1,143	1,365	515	5.3
Rural - Rurale .....	4,643	292	1,328	1,143	1,365	515	5.3
Farm - Agricole .....	2,326	82	420	567	871	386	6.3
Non-farm - Non agricole .....	2,317	210	908	576	494	129	4.3
Berthier .....	5,159	240	1,759	1,517	1,339	304	4.7
Rural - Rurale .....	3,575	177	1,157	1,025	979	237	4.8
Farm - Agricole .....	1,740	44	445	500	579	172	5.5
Non-farm - Non agricole .....	1,835	133	712	525	400	65	4.2
Urban - Urbaine .....	1,584	63	602	492	360	67	4.5
Bonaventure .....	7,072	259	1,595	1,842	2,477	899	5.8
Rural - Rurale .....	7,072	259	1,595	1,842	2,477	899	5.8
Farm - Agricole .....	4,107	83	770	972	1,579	703	6.4
Non-farm - Non agricole .....	2,965	176	825	870	898	196	5.0

TABLE 4. Households by number of persons and average number of persons per household, for counties and census divisions, rural farm, rural non-farm, and urban, 1951 - Continued

TABLEAU 4. Ménages selon le nombre de personnes et moyenne de personnes par ménage, comtés et divisions de recensement, régions rurales agricoles, rurales non agricoles, et urbaines, 1951 - suite

Locality Localité	Total	Households by number of persons Ménages selon le nombre de personnes					Average number of persons per household Moyenne de personnes par ménage
		1	2-3	4-5	6-9	10+	
<b>Québec - Con. - suite</b>							
Brome .....	3,233	246	1,366	881	639	101	4.0
Rural - Rurale .....	2,571	177	1,073	696	533	92	4.1
Farm - Agricole .....	1,420	59	523	432	342	64	4.5
Non-farm - Non agricole .....	1,151	118	550	264	191	28	3.7
Urban - Urbaine .....	662	69	293	185	106	9	3.6
Chambly .....	17,595	546	6,497	6,222	3,813	517	4.4
Rural - Rurale .....	2,276	86	783	805	517	85	4.5
Farm - Agricole .....	532	15	136	178	161	42	5.2
Non-farm - Non agricole .....	1,744	71	647	627	356	43	4.3
Urban - Urbaine .....	15,319	460	5,714	5,417	3,296	432	4.4
Champlain .....	16,916	470	5,081	5,401	4,822	1,142	5.0
Rural - Rurale .....	5,924	242	1,589	1,647	1,864	582	5.4
Farm - Agricole .....	2,552	53	391	657	1,054	397	6.4
Non-farm - Non agricole .....	3,372	189	1,198	990	810	185	4.6
Urban - Urbaine .....	10,992	228	3,492	3,754	2,958	560	4.8
Charlevoix .....	4,627	104	1,074	1,231	1,670	548	5.9
Rural - Rurale .....	2,896	67	595	704	1,097	433	6.1
Farm - Agricole .....	1,416	19	167	304	620	306	7.0
Non-farm - Non agricole .....	1,480	48	428	400	477	127	5.3
Urban - Urbaine .....	1,731	37	479	527	573	115	5.4
Charlevoix-Est .....	2,514	50	554	719	922	269	5.7
Rural - Rurale .....	1,267	29	222	343	492	181	6.1
Farm - Agricole .....	614	9	69	133	284	119	6.9
Non-farm - Non agricole .....	653	20	153	210	208	62	5.5
Urban - Urbaine .....	1,247	21	332	376	430	88	5.3
Charlevoix-Ouest .....	2,113	54	520	512	748	279	6.0
Rural - Rurale .....	1,629	38	373	361	605	252	6.1
Farm - Agricole .....	802	10	98	171	336	187	7.2
Non-farm - Non agricole .....	827	28	275	190	269	65	5.1
Urban - Urbaine .....	484	16	147	151	143	27	5.6
Châteauguay .....	4,100	212	1,532	1,308	913	135	4.3
Rural - Rurale .....	2,677	129	945	821	670	112	4.5
Farm - Agricole .....	1,407	41	409	465	416	76	4.9
Non-farm - Non agricole .....	1,270	88	536	356	254	36	4.1
Urban - Urbaine .....	1,423	83	587	487	243	23	3.9
Chicoutimi .....	18,969	200	3,949	5,492	6,840	2,488	6.0
Rural - Rurale .....	4,523	73	658	1,052	1,729	1,011	6.9
Farm - Agricole .....	2,089	15	177	359	866	672	8.0
Non-farm - Non agricole .....	2,434	58	481	693	863	339	6.0
Urban - Urbaine .....	14,446	127	3,291	4,440	5,111	1,477	5.7
Compton .....	5,178	329	1,829	1,535	1,177	308	4.5
Rural - Rurale .....	3,438	245	1,100	991	848	254	4.7
Farm - Agricole .....	2,197	99	584	647	648	219	5.3
Non-farm - Non agricole .....	1,241	146	516	344	200	35	3.8
Urban - Urbaine .....	1,740	84	729	544	329	54	4.2
Deux-Montagnes .....	4,739	253	1,736	1,541	1,051	158	4.3
Rural - Rurale .....	2,969	175	991	883	781	139	4.6
Farm - Agricole .....	1,598	55	393	518	527	105	5.2
Non-farm - Non agricole .....	1,371	120	598	365	254	34	3.9
Urban - Urbaine .....	1,770	78	745	658	270	19	3.9
Dorchester .....	6,134	322	1,752	1,541	1,832	687	5.3
Rural - Rurale .....	5,397	284	1,488	1,334	1,641	650	5.4
Farm - Agricole .....	3,219	92	613	793	1,181	540	6.3
Non-farm - Non agricole .....	2,178	192	875	541	460	110	4.3
Urban - Urbaine .....	737	38	264	207	191	37	4.6
Drummond .....	10,999	342	3,621	3,482	2,916	638	4.8
Rural - Rurale .....	3,844	143	1,173	1,036	1,165	327	5.2
Farm - Agricole .....	2,013	64	517	514	687	231	5.6
Non-farm - Non agricole .....	1,831	79	656	522	478	96	4.6
Urban - Urbaine .....	7,155	199	2,448	2,446	1,751	311	4.6
Frontenac .....	5,854	313	1,684	1,502	1,801	554	5.2
Rural - Rurale .....	4,244	239	1,117	1,021	1,391	476	5.5
Farm - Agricole .....	2,594	113	475	590	1,006	410	6.2
Non-farm - Non agricole .....	1,650	126	642	431	385	66	4.3
Urban - Urbaine .....	1,610	74	567	481	410	78	4.6

TABLE 4. Households by number of persons and average number of persons per household, for counties and census divisions, rural farm, rural non-farm, and urban, 1951 - Continued

TABLEAU 4. Ménages selon le nombre de personnes et moyenne de personnes par ménage, comtés et divisions de recensement, régions rurales agricoles, rurales non agricoles, et urbaines, 1951 - suite

Locality - Localité	Total	Households by number of persons - Ménages selon le nombre de personnes					Average number of persons per household - Moyenne de personnes par ménage
		1	2-3	4-5	6-9	10+	
<b>Québec - Con. - suite</b>							
Gaspé.....	10,691	382	2,324	2,826	3,887	1,272	5.7
Rural - Rurale.....	9,731	360	2,088	2,547	3,551	1,185	5.8
Farm - Agricole.....	5,485	153	980	1,276	2,226	850	6.2
Non-farm - Non agricole.....	4,246	207	1,108	1,271	1,325	335	5.2
Urban - Urbaine.....	960	22	236	279	336	87	5.5
Gaspé-Est.....	6,562	284	1,507	1,744	2,299	728	5.6
Rural - Rurale.....	5,914	271	1,352	1,556	2,075	660	5.6
Farm - Agricole.....	3,501	132	698	834	1,347	490	6.0
Non-farm - Non agricole.....	2,413	139	654	722	728	170	5.0
Urban - Urbaine.....	648	13	155	188	224	68	5.6
Gaspé-Ouest.....	2,480	68	490	649	928	345	6.0
Rural - Rurale.....	2,168	59	409	558	816	326	6.1
Farm - Agricole.....	807	12	99	167	345	184	7.0
Non-farm - Non agricole.....	1,361	47	310	391	471	142	5.6
Urban - Urbaine.....	312	9	81	91	112	19	5.2
Îles-de-la-Madeleine.....	1,649	30	327	433	660	199	6.0
Rural - Rurale.....	1,649	30	327	433	660	199	6.0
Farm - Agricole.....	1,177	9	183	275	534	176	6.4
Non-farm - Non agricole.....	472	21	144	158	126	23	4.8
Hull.....	19,431	704	6,425	6,369	4,923	1,010	4.7
Rural - Rurale.....	5,249	331	1,625	1,507	1,425	361	4.8
Farm - Agricole.....	2,234	93	588	604	739	210	5.4
Non-farm - Non agricole.....	3,015	238	1,037	903	686	151	4.4
Urban - Urbaine.....	14,182	373	4,800	4,862	3,498	649	4.7
Gatineau.....	7,226	384	2,183	2,235	1,972	452	4.8
Rural - Rurale.....	4,755	304	1,456	1,377	1,296	322	4.8
Farm - Agricole.....	1,946	85	504	527	653	177	5.4
Non-farm - Non agricole.....	2,809	219	952	850	643	145	4.5
Urban - Urbaine.....	2,471	80	727	858	676	130	4.8
Hull.....	12,205	320	4,242	4,134	2,951	558	4.6
Rural - Rurale.....	494	27	169	130	129	39	4.8
Farm - Agricole.....	288	8	84	77	86	33	5.4
Non-farm - Non agricole.....	206	19	85	53	43	6	4.1
Urban - Urbaine.....	11,711	293	4,073	4,004	2,822	519	4.6
Huntingdon.....	3,317	272	1,352	955	644	94	4.0
Rural - Rurale.....	2,614	234	1,043	735	521	81	4.0
Farm - Agricole.....	1,612	92	619	497	348	56	4.3
Non-farm - Non agricole.....	1,002	142	424	238	173	25	3.7
Urban - Urbaine.....	703	38	309	220	123	13	3.9
Iberville.....	2,851	92	983	921	731	124	4.6
Rural - Rurale.....	1,662	54	537	505	473	93	4.9
Farm - Agricole.....	958	16	237	309	323	73	5.4
Non-farm - Non agricole.....	704	38	300	196	150	20	4.1
Urban - Urbaine.....	1,189	38	446	416	258	31	4.3
Joliette.....	7,448	301	2,408	2,232	2,035	472	4.8
Rural - Rurale.....	3,919	212	1,173	1,088	1,107	339	5.0
Farm - Agricole.....	1,926	65	440	531	651	239	5.7
Non-farm - Non agricole.....	1,993	147	733	557	456	100	4.4
Urban - Urbaine.....	3,529	89	1,235	1,144	928	133	4.6
Kamouraska.....	4,680	206	1,218	1,154	1,501	601	5.6
Rural - Rurale.....	3,705	172	889	871	1,224	549	5.8
Farm - Agricole.....	1,756	27	238	380	689	422	7.1
Non-farm - Non agricole.....	1,949	145	651	491	535	127	4.7
Urban - Urbaine.....	975	34	329	283	277	52	4.8
Labelle.....	5,237	297	1,522	1,387	1,573	458	5.1
Rural - Rurale.....	3,744	234	1,023	949	1,162	376	5.3
Farm - Agricole.....	2,011	90	404	478	734	305	6.0
Non-farm - Non agricole.....	1,733	144	619	471	428	71	4.4
Urban - Urbaine.....	1,493	63	499	438	411	82	4.7
Lac-St-Jean.....	12,696	240	2,429	3,217	4,652	2,158	6.3
Rural - Rurale.....	7,137	173	1,136	1,560	2,740	1,528	6.8
Farm - Agricole.....	3,883	49	348	697	1,639	1,150	7.7
Non-farm - Non agricole.....	3,254	124	788	863	1,101	378	5.6
Urban - Urbaine.....	5,559	67	1,293	1,657	1,912	630	5.7

**TABLE 4. Households by number of persons and average number of persons per household, for counties and census divisions, rural farm, rural non-farm, and urban, 1951 - Continued**

**TABLEAU 4. Ménages selon le nombre de personnes et moyenne de personnes par ménage, comtés et divisions de recensement, régions rurales agricoles, rurales non agricoles, et urbaines, 1951 - suite**

Locality — Localité	Total	Households by number of persons — Ménages selon le nombre de personnes					Average number of persons per household — Moyenne de personnes par ménage
		1	2-3	4-5	6-9	10+	
<b>Québec - Con. - suite</b>							
<b>Lac-St-Jean - Con. - fin</b>							
Lac-St-Jean-Est.....	4,812	55	908	1,232	1,750	867	6.4
Rural - Rurale.....	2,116	25	293	466	808	524	7.1
Farm - Agricole.....	1,087	4	74	164	468	377	8.3
Non-farm - Non agricole.....	1,029	21	219	302	340	147	5.9
Urban - Urbaine.....	2,696	30	615	766	942	343	5.9
Lac-St-Jean-Ouest.....	7,884	185	1,521	1,985	2,902	1,291	6.3
Rural - Rurale.....	5,021	148	843	1,094	1,932	1,004	6.6
Farm - Agricole.....	2,796	45	274	533	1,171	773	7.5
Non-farm - Non agricole.....	2,225	103	569	561	761	231	5.5
Urban - Urbaine.....	2,863	37	678	891	970	287	5.6
Laprairie.....	3,954	150	1,281	1,350	997	176	4.6
Rural - Rurale.....	2,784	111	875	924	740	134	4.7
Farm - Agricole.....	937	20	226	300	322	69	5.3
Non-farm - Non agricole.....	1,847	91	649	624	418	65	4.4
Urban - Urbaine.....	1,170	39	406	426	257	42	4.4
L'Assomption.....	4,976	209	1,844	1,442	1,217	264	4.6
Rural - Rurale.....	3,204	157	1,162	933	783	169	4.6
Farm - Agricole.....	1,373	40	406	400	408	119	5.2
Non-farm - Non agricole.....	1,831	117	756	533	375	50	4.1
Urban - Urbaine.....	1,772	52	682	509	434	95	4.6
Lévis.....	8,315	269	2,546	2,639	2,298	563	5.0
Rural - Rurale.....	1,895	103	514	496	571	211	5.4
Farm - Agricole.....	939	28	169	244	346	152	6.3
Non-farm - Non agricole.....	956	75	345	252	225	59	4.5
Urban - Urbaine.....	6,420	166	2,032	2,143	1,727	352	4.8
L'Islet.....	4,244	212	1,136	1,127	1,301	468	5.4
Rural - Rurale.....	4,244	212	1,136	1,127	1,301	468	5.4
Farm - Agricole.....	2,044	63	345	533	749	354	6.3
Non-farm - Non agricole.....	2,200	149	791	594	552	114	4.5
Lotbinière.....	5,295	296	1,555	1,259	1,658	527	5.3
Rural - Rurale.....	4,831	277	1,384	1,147	1,520	503	5.3
Farm - Agricole.....	2,911	123	619	668	1,083	418	6.0
Non-farm - Non agricole.....	1,920	154	765	479	437	85	4.3
Urban - Urbaine.....	464	19	171	112	138	24	4.7
Maskinongé.....	3,833	146	1,212	1,079	1,100	296	5.0
Rural - Rurale.....	2,998	129	910	825	888	246	5.1
Farm - Agricole.....	1,269	27	292	325	469	156	5.8
Non-farm - Non agricole.....	1,729	102	618	500	419	90	4.5
Urban - Urbaine.....	835	17	302	254	212	50	4.7
Matane.....	10,747	334	2,339	2,814	3,788	1,472	5.9
Rural - Rurale.....	7,435	252	1,523	1,754	2,686	1,220	6.2
Farm - Agricole.....	4,481	93	610	934	1,844	1,000	7.0
Non-farm - Non agricole.....	2,954	159	913	820	842	220	4.9
Urban - Urbaine.....	3,312	82	816	1,060	1,102	252	5.3
Matane.....	5,274	151	1,256	1,449	1,800	618	5.7
Rural - Rurale.....	3,556	112	818	879	1,228	519	5.9
Farm - Agricole.....	1,786	29	248	390	722	397	7.0
Non-farm - Non agricole.....	1,770	83	570	489	506	122	4.9
Urban - Urbaine.....	1,718	39	438	570	572	99	5.2
Matapédia.....	5,473	183	1,083	1,365	1,988	854	6.1
Rural - Rurale.....	3,879	140	705	875	1,458	701	6.4
Farm - Agricole.....	2,695	64	362	544	1,122	603	7.0
Non-farm - Non agricole.....	1,184	76	343	331	336	98	5.0
Urban - Urbaine.....	1,594	43	378	490	530	153	5.5
Mégantic.....	8,955	371	2,898	2,667	2,427	592	4.8
Rural - Rurale.....	3,807	220	1,043	1,002	1,158	384	5.2
Farm - Agricole.....	2,349	114	491	601	819	324	5.8
Non-farm - Non agricole.....	1,458	106	552	401	339	60	4.3
Urban - Urbaine.....	5,148	151	1,855	1,665	1,269	208	4.6
Missisquoi.....	5,636	284	2,227	1,689	1,259	197	4.3
Rural - Rurale.....	2,916	164	1,088	818	706	140	4.5
Farm - Agricole.....	1,536	57	489	447	446	97	4.9
Non-farm - Non agricole.....	1,380	107	599	371	260	43	4.0
Urban - Urbaine.....	2,720	100	1,139	871	553	57	4.1

TABLE 4. Households by number of persons and average number of persons per household, for counties and census divisions, rural farm, rural non-farm, and urban, 1951 - Continued

TABLEAU 4. Ménages selon le nombre de personnes et moyenne de personnes par ménage, comtés et divisions de recensement, régions rurales agricoles, rurales non agricoles, et urbaines, 1951 - suite

Locality — Localité	Total	Households by number of persons — Ménages selon le nombre de personnes					Average number of persons per household — Moyenne de personnes par ménage
		1	2-3	4-5	6-9	10+	
<b>Québec - Con. - suite</b>							
Montcalm .....	3,813	311	1,330	982	960	230	4.5
Rural - Rurale .....	2,972	241	991	766	780	194	4.6
Farm - Agricole .....	1,375	72	348	380	455	120	5.2
Non-farm - Non agricole .....	1,597	169	643	386	325	74	4.1
Urban - Urbaine .....	841	70	339	216	180	36	4.2
Montmagny .....	4,663	252	1,285	1,329	1,342	455	5.2
Rural - Rurale .....	3,511	229	927	941	1,031	383	5.3
Farm - Agricole .....	1,693	70	304	427	600	292	6.2
Non-farm - Non agricole .....	1,818	159	623	514	431	91	4.4
Urban - Urbaine .....	1,152	23	358	388	311	72	4.9
Montmorency .....	3,884	141	1,054	1,070	1,199	420	5.4
Rural - Rurale .....	2,611	97	659	664	832	359	5.7
Farm - Agricole .....	964	18	148	201	360	237	7.0
Non-farm - Non agricole .....	1,647	79	511	463	472	122	4.9
Urban - Urbaine .....	1,273	44	395	406	367	61	4.8
Montmorency No. 1 .....	3,154	102	867	907	991	287	5.3
Rural - Rurale .....	1,881	58	472	501	624	226	5.6
Farm - Agricole .....	591	10	99	127	230	125	6.7
Non-farm - Non agricole .....	1,290	48	373	374	394	101	5.1
Urban - Urbaine .....	1,273	44	395	406	367	61	4.8
Montmorency No. 2 (Île-d'Orléans) .....	730	39	187	163	208	133	5.9
Rural - Rurale .....	730	39	187	163	208	133	5.9
Farm - Agricole .....	373	8	49	74	130	112	7.3
Non-farm - Non agricole .....	357	31	138	89	78	21	4.4
Montréal & Jésus Islands - Îles .....	325,828	16,654	137,236	110,584	55,035	6,319	4.0
Rural - Rurale .....	2,719	102	951	829	710	127	4.6
Farm - Agricole .....	845	20	187	253	303	82	5.6
Non-farm - Non agricole .....	1,874	82	764	576	407	45	4.2
Urban - Urbaine .....	323,109	16,552	136,285	109,755	54,325	6,192	4.0
Jésus Island - Île .....	7,823	248	2,916	2,629	1,762	268	4.4
Rural - Rurale .....	2,719	102	951	829	710	127	4.6
Farm - Agricole .....	845	20	187	253	303	82	5.6
Non-farm - Non agricole .....	1,874	82	764	576	407	45	4.2
Urban - Urbaine .....	5,104	146	1,965	1,800	1,052	141	4.3
Montréal Island - Île .....	318,005	16,406	134,320	107,955	53,273	6,051	4.0
Urban - Urbaine .....	318,005	16,406	134,320	107,955	53,273	6,051	4.0
Napierville .....	1,905	78	642	557	513	115	4.8
Rural - Rurale .....	1,174	42	341	345	355	91	5.1
Farm - Agricole .....	951	23	241	285	316	86	5.4
Non-farm - Non agricole .....	223	19	100	60	39	5	3.8
Urban - Urbaine .....	731	36	301	212	158	24	4.3
Nicolet .....	5,635	282	1,714	1,489	1,656	494	5.1
Rural - Rurale .....	5,072	263	1,528	1,312	1,504	465	5.1
Farm - Agricole .....	3,108	123	707	815	1,086	377	5.7
Non-farm - Non agricole .....	1,964	140	821	497	418	88	4.2
Urban - Urbaine .....	563	19	186	177	152	29	4.8
Papineau .....	6,305	280	2,100	2,026	1,623	276	4.6
Rural - Rurale .....	3,634	184	1,144	1,111	992	203	4.8
Farm - Agricole .....	2,000	60	493	620	676	151	5.3
Non-farm - Non agricole .....	1,634	124	651	491	316	52	4.1
Urban - Urbaine .....	2,671	96	956	915	631	73	4.4
Pontiac .....	4,570	346	1,536	1,352	1,118	218	4.5
Rural - Rurale .....	3,956	304	1,308	1,161	987	196	4.5
Farm - Agricole .....	1,881	120	543	600	501	117	4.8
Non-farm - Non agricole .....	2,075	184	765	561	486	79	4.3
Urban - Urbaine .....	614	42	228	191	131	22	4.2
Portneuf .....	8,611	399	2,679	2,486	2,400	647	5.0
Rural - Rurale .....	5,339	275	1,525	1,467	1,594	478	5.2
Farm - Agricole .....	2,424	73	478	611	911	351	6.1
Non-farm - Non agricole .....	2,915	202	1,047	856	683	127	4.4
Urban - Urbaine .....	3,272	124	1,154	1,019	806	169	4.6

TABLE 4. Households by number of persons and average number of persons per household, for counties and census divisions, rural farm, rural non-farm, and urban, 1951 - Continued

TABLEAU 4. Ménages selon le nombre de personnes et moyenne de personnes par ménage, comtés et divisions de recensement, régions rurales agricoles, rurales non agricoles, et urbaines, 1951 - suite

Locality - Localité	Total	Households by number of persons - Ménages selon le nombre de personnes					Average number of persons per household - Moyenne de personnes par ménage
		1	2-3	4-5	6-9	10+	
Québec - Con. - suite							
Québec .....	50,612	2,086	17,642	16,121	12,329	2,434	4.6
Rural - Rurale .....	2,104	106	669	593	601	135	4.9
Farm - Agricole .....	462	22	133	131	129	47	5.2
Non-farm - Non agricole .....	1,642	84	536	462	472	88	4.8
Urban - Urbaine .....	48,508	1,980	16,973	15,528	11,728	2,299	4.6
Richelieu .....	6,499	203	2,167	2,170	1,710	249	4.6
Rural - Rurale .....	2,282	126	826	650	577	103	4.5
Farm - Agricole .....	983	36	287	289	307	64	5.1
Non-farm - Non agricole .....	1,299	90	539	361	270	39	4.1
Urban - Urbaine .....	4,217	77	1,341	1,520	1,133	146	4.7
Richmond .....	7,279	293	2,484	2,312	1,839	351	4.6
Rural - Rurale .....	2,687	147	794	740	791	215	5.0
Farm - Agricole .....	1,693	72	406	484	557	174	5.4
Non-farm - Non agricole .....	994	75	388	256	234	41	4.3
Urban - Urbaine .....	4,592	146	1,690	1,572	1,048	136	4.4
Rimouski .....	8,866	231	2,052	2,452	2,965	1,166	5.8
Rural - Rurale .....	5,459	141	1,029	1,351	1,992	946	6.3
Farm - Agricole .....	2,866	46	304	606	1,217	693	7.2
Non-farm - Non agricole .....	2,593	95	725	745	775	253	5.3
Urban - Urbaine .....	3,407	90	1,023	1,101	973	220	5.0
Rouville .....	4,304	176	1,711	1,306	945	166	4.3
Rural - Rurale .....	2,370	92	847	707	598	126	4.6
Farm - Agricole .....	1,519	28	450	483	447	111	5.1
Non-farm - Non agricole .....	851	64	397	224	151	15	3.8
Urban - Urbaine .....	1,934	84	864	599	347	40	4.0
Saguenay .....	6,877	303	1,409	1,944	2,448	773	5.7
Rural - Rurale .....	5,613	278	1,181	1,572	1,953	629	5.7
Farm - Agricole .....	539	7	45	99	232	156	7.7
Non-farm - Non agricole .....	5,074	271	1,136	1,473	1,721	473	5.4
Urban - Urbaine .....	1,264	25	228	372	495	144	5.9
Shefford .....	9,527	387	3,499	3,023	2,176	442	4.5
Rural - Rurale .....	3,564	179	1,147	1,048	943	247	4.8
Farm - Agricole .....	2,016	64	494	608	663	187	5.4
Non-farm - Non agricole .....	1,548	115	653	440	280	60	4.1
Urban - Urbaine .....	5,963	208	2,352	1,975	1,233	195	4.3
Sherbrooke .....	14,106	671	5,681	4,570	2,798	386	4.2
Rural - Rurale .....	1,774	85	589	522	466	112	4.8
Farm - Agricole .....	878	24	257	265	261	71	5.2
Non-farm - Non agricole .....	896	61	332	257	205	41	4.4
Urban - Urbaine .....	12,332	586	5,092	4,048	2,332	274	4.1
Soulanges .....	2,121	123	830	610	494	64	4.3
Rural - Rurale .....	2,121	123	830	610	494	64	4.3
Farm - Agricole .....	737	23	234	207	232	41	5.0
Non-farm - Non agricole .....	1,384	100	596	403	262	23	3.9
Stanstead .....	7,804	448	2,917	2,369	1,726	344	4.4
Rural - Rurale .....	2,834	193	1,043	770	647	181	4.5
Farm - Agricole .....	1,418	65	425	391	395	142	5.1
Non-farm - Non agricole .....	1,416	128	618	379	252	39	3.9
Urban - Urbaine .....	4,970	255	1,874	1,599	1,079	163	4.3
St-Hyacinthe .....	8,398	421	3,363	2,613	1,729	272	4.2
Rural - Rurale .....	2,902	147	1,089	854	682	130	4.4
Farm - Agricole .....	1,483	52	407	458	461	105	5.1
Non-farm - Non agricole .....	1,419	95	682	396	221	25	3.7
Urban - Urbaine .....	5,496	274	2,274	1,759	1,047	142	4.1
St-Jean .....	6,174	242	2,339	2,085	1,350	158	4.3
Rural - Rurale .....	1,827	78	630	573	478	68	4.5
Farm - Agricole .....	972	36	301	288	299	48	4.9
Non-farm - Non agricole .....	855	42	329	285	179	20	4.2
Urban - Urbaine .....	4,347	164	1,709	1,512	872	90	4.2
St-Maurice .....	19,191	552	6,459	6,270	5,009	901	4.7
Rural - Rurale .....	3,592	117	1,029	1,065	1,117	264	5.1
Farm - Agricole .....	1,410	28	310	389	527	156	5.8
Non-farm - Non agricole .....	2,182	89	719	676	590	108	4.7
Urban - Urbaine .....	15,599	435	5,430	5,205	3,892	637	4.6

TABLE 4. Households by number of persons and average number of persons per household, for counties and census divisions, rural farm, rural non-farm, and urban, 1951 - Continued

TABLEAU 4. Ménages selon le nombre de personnes et moyenne de personnes par ménage, comtés et divisions de recensement, régions rurales agricoles, rurales non agricoles, et urbaines, 1951 - suite

Locality Localité	Total	Households by number of persons Ménages selon le nombre de personnes					Average number of persons per household — Moyenne de personnes par ménage
		1	2-3	4-5	6-9	10+	
<b>Québec—Con.—fin</b>							
Témiscamingue .....	10,728	552	3,184	3,368	2,860	764	4.9
Rural — Rurale .....	4,597	308	1,174	1,153	1,446	516	5.4
Farm — Agricole .....	2,579	124	511	606	945	393	6.0
Non-farm — Non agricole .....	2,018	184	663	547	501	123	4.6
Urban — Urbaine .....	6,131	244	2,010	2,215	1,414	248	4.5
Témiscouata .....	11,349	369	2,731	3,092	3,756	1,401	5.7
Rural — Rurale .....	7,765	274	1,580	1,966	2,733	1,212	6.1
Farm — Agricole .....	4,306	95	511	983	1,755	962	7.0
Non-farm — Non agricole .....	3,459	179	1,069	983	978	250	4.9
Urban — Urbaine .....	3,584	95	1,151	1,126	1,023	189	4.9
Rivière-du-Loup .....	6,631	210	1,747	1,832	2,087	755	5.5
Rural — Rurale .....	4,069	136	896	1,009	1,405	623	6.0
Farm — Agricole .....	2,143	33	249	480	882	499	7.1
Non-farm — Non agricole .....	1,926	103	647	529	523	124	4.8
Urban — Urbaine .....	2,562	74	851	823	682	132	4.8
Témiscouata .....	4,718	159	984	1,260	1,669	646	5.9
Rural — Rurale .....	3,696	138	684	957	1,328	589	6.2
Farm — Agricole .....	2,163	62	262	503	873	463	6.9
Non-farm — Non agricole .....	1,533	76	422	454	455	126	5.1
Urban — Urbaine .....	1,022	21	300	303	341	57	5.1
Terrebonne .....	15,009	743	5,549	4,804	3,366	547	4.4
Rural — Rurale .....	6,687	403	2,393	1,978	1,600	313	4.5
Farm — Agricole .....	1,815	62	465	521	604	163	5.4
Non-farm — Non agricole .....	4,872	341	1,928	1,457	996	150	4.1
Urban — Urbaine .....	8,322	340	3,156	2,826	1,766	234	4.3
Vaudreuil .....	4,074	174	1,592	1,405	797	106	4.2
Rural — Rurale .....	2,833	143	1,096	919	587	88	4.2
Farm — Agricole .....	910	31	273	292	271	43	4.8
Non-farm — Non agricole .....	1,923	112	823	627	316	45	3.9
Urban — Urbaine .....	1,241	31	496	486	210	18	4.0
Verchères .....	3,784	155	1,366	1,163	882	218	4.6
Rural — Rurale .....	1,900	93	614	520	516	157	4.9
Farm — Agricole .....	1,150	31	308	324	367	120	5.4
Non-farm — Non agricole .....	750	62	306	196	149	37	4.2
Urban — Urbaine .....	1,884	62	752	643	366	61	4.3
Wolfe .....	3,569	201	1,092	916	1,036	324	5.1
Rural — Rurale .....	2,853	164	819	721	857	292	5.2
Farm — Agricole .....	1,773	73	358	434	656	252	6.0
Non-farm — Non agricole .....	1,080	91	461	287	201	40	4.0
Urban — Urbaine .....	716	37	273	195	179	32	4.4
Yamaska .....	3,289	191	1,059	890	903	246	4.9
Rural — Rurale .....	2,951	162	934	807	812	236	4.9
Farm — Agricole .....	1,652	37	397	461	578	179	5.6
Non-farm — Non agricole .....	1,299	125	537	346	234	57	4.0
Urban — Urbaine .....	338	29	125	83	91	10	4.2
<b>Ontario</b> .....	<b>1,181,126</b>	<b>80,869</b>	<b>520,342</b>	<b>386,500</b>	<b>173,225</b>	<b>20,190</b>	<b>3.8</b>
Rural — Rurale .....	340,872	29,460	143,274	107,197	54,914	6,027	3.8
Farm — Agricole .....	166,957	10,362	66,155	54,825	31,956	3,659	4.1
Non-farm — Non agricole .....	173,915	19,098	77,119	52,372	22,958	2,368	3.6
Urban — Urbaine .....	840,254	51,409	377,068	279,303	118,311	14,163	3.8
Algoma .....	15,337	1,127	6,032	5,047	2,814	317	4.0
Rural — Rurale .....	6,214	690	2,347	1,894	1,135	148	3.9
Farm — Agricole .....	1,574	146	596	480	321	31	4.0
Non-farm — Non agricole .....	4,640	544	1,751	1,414	814	117	3.9
Urban — Urbaine .....	9,123	437	3,685	3,153	1,679	169	4.1
Brant .....	19,845	1,341	9,414	6,515	2,358	217	3.6
Rural — Rurale .....	6,059	353	2,580	2,103	910	113	3.9
Farm — Agricole .....	2,869	130	1,086	998	575	80	4.2
Non-farm — Non agricole .....	3,190	223	1,494	1,105	335	33	3.6
Urban — Urbaine .....	13,786	988	6,834	4,412	1,448	104	3.5

TABLE 4. Households by number of persons and average number of persons per household, for counties and census divisions, rural farm, rural non-farm, and urban, 1951 - Continued

TABLEAU 4. Ménages selon le nombre de personnes et moyenne de personnes par ménage, comtés et divisions de recensement, régions rurales agricoles, rurales non agricoles, et urbaines, 1951 - suite

Locality Localité	Total	Households by number of persons Ménages selon le nombre de personnes					Average number of persons per household — Moyenne de personnes par ménage
		1	2-3	4-5	6-9	10+	
<b>Ontario - Con. - suite</b>							
Bruce.....	11,771	1,357	5,457	3,275	1,546	136	3.5
Rural - Rurale.....	7,898	886	3,484	2,280	1,143	105	3.6
Farm - Agricole.....	4,799	326	1,984	1,566	842	81	3.9
Non-farm - Non agricole.....	3,099	560	1,500	714	301	24	3.1
Urban - Urbaine.....	3,873	471	1,973	995	403	31	3.3
Carleton.....	58,579	3,670	24,396	19,507	9,677	1,329	4.0
Rural - Rurale.....	5,784	402	2,284	1,911	1,062	125	4.0
Farm - Agricole.....	3,181	200	1,097	1,070	730	84	4.3
Non-farm - Non agricole.....	2,603	202	1,187	841	332	41	3.7
Urban - Urbaine.....	52,795	3,268	22,112	17,596	8,615	1,204	4.0
Cochrane.....	19,412	1,448	7,271	6,530	3,540	623	4.1
Rural - Rurale.....	7,142	825	2,360	2,028	1,531	398	4.3
Farm - Agricole.....	2,404	333	658	554	621	238	4.9
Non-farm - Non agricole.....	4,738	492	1,702	1,474	910	160	4.1
Urban - Urbaine.....	12,270	623	4,911	4,502	2,009	225	4.0
Dufferin.....	4,231	453	2,022	1,249	470	37	3.4
Rural - Rurale.....	2,825	276	1,272	888	358	31	3.6
Farm - Agricole.....	2,141	156	894	745	318	28	3.8
Non-farm - Non agricole.....	684	120	378	143	40	3	2.8
Urban - Urbaine.....	1,406	177	750	361	112	6	3.1
Dundas.....	4,295	384	1,946	1,260	651	54	3.7
Rural - Rurale.....	2,727	196	1,175	819	497	40	3.9
Farm - Agricole.....	2,016	102	799	669	417	29	4.1
Non-farm - Non agricole.....	711	94	376	150	80	11	3.3
Urban - Urbaine.....	1,568	188	771	441	154	14	3.3
Durham.....	8,620	783	4,132	2,676	973	56	3.5
Rural - Rurale.....	5,082	476	2,352	1,575	641	38	3.5
Farm - Agricole.....	2,497	122	1,088	875	393	19	3.8
Non-farm - Non agricole.....	2,585	354	1,264	700	248	19	3.2
Urban - Urbaine.....	3,538	307	1,780	1,101	332	18	3.4
Elgin.....	15,330	1,410	7,678	4,481	1,650	111	3.4
Rural - Rurale.....	7,908	684	3,715	2,392	1,044	73	3.6
Farm - Agricole.....	4,340	258	1,911	1,421	693	57	3.8
Non-farm - Non agricole.....	3,568	426	1,804	971	351	16	3.3
Urban - Urbaine.....	7,422	726	3,963	2,089	606	38	3.2
Essex.....	57,524	3,509	25,987	19,323	7,990	715	3.7
Rural - Rurale.....	10,096	655	4,297	3,267	1,717	160	3.9
Farm - Agricole.....	6,552	334	2,679	2,192	1,226	121	4.0
Non-farm - Non agricole.....	3,544	321	1,618	1,075	491	39	3.6
Urban - Urbaine.....	47,428	2,854	21,690	16,056	6,273	555	3.7
Frontenac.....	16,010	1,104	6,954	5,278	2,406	268	3.8
Rural - Rurale.....	9,949	455	2,357	2,042	998	97	3.9
Farm - Agricole.....	2,559	144	1,027	810	529	49	4.1
Non-farm - Non agricole.....	3,390	311	1,330	1,232	469	48	3.8
Urban - Urbaine.....	10,061	649	4,597	3,236	1,408	171	3.8
Glengary.....	4,306	426	1,688	1,179	867	146	4.0
Rural - Rurale.....	3,757	382	1,447	1,023	773	132	4.1
Farm - Agricole.....	2,108	136	727	634	519	92	4.5
Non-farm - Non agricole.....	1,649	246	720	389	254	40	3.6
Urban - Urbaine.....	549	44	241	156	94	14	3.9
Grenville.....	4,847	467	2,324	1,407	609	40	3.5
Rural - Rurale.....	2,892	288	1,356	839	382	27	3.5
Farm - Agricole.....	1,739	121	800	530	267	21	3.7
Non-farm - Non agricole.....	1,153	167	556	309	115	6	3.2
Urban - Urbaine.....	1,955	179	968	568	227	13	3.5
Grey.....	16,563	1,547	7,628	5,138	2,092	158	3.5
Rural - Rurale.....	9,132	881	4,028	2,884	1,245	94	3.6
Farm - Agricole.....	6,283	410	2,627	2,167	996	83	3.9
Non-farm - Non agricole.....	2,849	471	1,401	717	249	11	3.1
Urban - Urbaine.....	7,431	666	3,600	2,254	847	64	3.5
Haldimand.....	6,737	577	3,119	2,098	876	67	3.6
Rural - Rurale.....	4,387	341	1,958	1,392	651	45	3.7
Farm - Agricole.....	2,829	148	1,245	930	474	32	3.9
Non-farm - Non agricole.....	1,558	193	713	462	177	13	3.4
Urban - Urbaine.....	2,350	236	1,161	706	225	22	3.3



TABLE 4. Households by number of persons and average number of persons per household, for counties and census divisions, rural farm, rural non-farm, and urban, 1951 - Continued

TABLEAU 4. Ménages selon le nombre de personnes et moyenne de personnes par ménage, comtés et divisions de recensement, régions rurales agricoles, rurales non agricoles, et urbaines, 1951 - suite

Locality - Localité	Total	Households by number of persons - Ménages selon le nombre de personnes					Average number of persons per household - Moyenne de personnes par ménage
		1	2-3	4-5	6-9	10+	
<b>Ontario - Con. - suite</b>							
Haliburton .....	2,050	192	861	672	301	24	3.7
Rural - Rurale .....	2,050	192	861	672	301	24	3.7
Farm - Agricole .....	463	27	174	148	104	10	4.3
Non-farm - Non agricole .....	1,587	165	687	524	197	14	3.6
Halton .....	12,216	778	5,738	4,214	1,398	88	3.6
Rural - Rurale .....	4,771	278	2,099	1,707	642	45	3.7
Farm - Agricole .....	2,158	105	870	791	367	25	3.9
Non-farm - Non agricole .....	2,613	173	1,229	916	275	20	3.5
Urban - Urbaine .....	7,445	500	3,639	2,507	756	43	3.5
Hastings .....	19,739	1,575	8,857	6,352	2,686	269	3.7
Rural - Rurale .....	8,710	692	3,476	2,903	1,457	182	3.9
Farm - Agricole .....	4,152	257	1,603	1,311	858	123	4.2
Non-farm - Non agricole .....	4,558	435	1,873	1,592	599	59	3.7
Urban - Urbaine .....	11,029	883	5,381	3,449	1,229	87	3.5
Huron .....	13,870	1,504	6,575	4,067	1,617	107	3.4
Rural - Rurale .....	9,230	928	4,139	2,836	1,241	86	3.6
Farm - Agricole .....	5,887	363	2,482	1,997	971	74	3.9
Non-farm - Non agricole .....	3,343	565	1,657	839	270	12	3.0
Urban - Urbaine .....	4,640	576	2,436	1,231	376	21	3.1
Kenora .....	10,205	1,184	4,240	3,228	1,444	109	3.6
Rural - Rurale .....	5,678	871	2,156	1,648	911	92	3.7
Farm - Agricole .....	969	156	329	264	203	17	3.8
Non-farm - Non agricole .....	4,709	715	1,827	1,384	708	75	3.6
Urban - Urbaine .....	4,527	313	2,084	1,580	533	17	3.6
Kent .....	22,178	2,127	10,281	6,753	2,813	204	3.5
Rural - Rurale .....	10,991	901	4,881	3,453	1,621	135	3.7
Farm - Agricole .....	6,962	462	2,977	2,260	1,154	109	3.9
Non-farm - Non agricole .....	4,029	439	1,904	1,193	467	26	3.4
Urban - Urbaine .....	11,187	1,226	5,400	3,300	1,192	69	3.4
Lambton .....	20,608	1,769	9,434	6,488	2,647	270	3.6
Rural - Rurale .....	8,860	846	3,975	2,669	1,233	137	3.6
Farm - Agricole .....	5,079	350	2,208	1,633	809	79	3.8
Non-farm - Non agricole .....	3,781	496	1,767	1,036	424	58	3.4
Urban - Urbaine .....	11,748	923	5,459	3,819	1,414	133	3.6
Lanark .....	9,676	818	4,526	2,859	1,353	120	3.6
Rural - Rurale .....	3,723	329	1,546	1,124	660	64	3.9
Farm - Agricole .....	2,402	149	974	755	479	45	4.1
Non-farm - Non agricole .....	1,321	180	572	369	181	19	3.5
Urban - Urbaine .....	5,953	489	2,980	1,735	693	56	3.5
Leeds .....	10,298	891	4,748	3,096	1,443	120	3.6
Rural - Rurale .....	5,595	541	2,455	1,641	877	81	3.7
Farm - Agricole .....	2,741	159	1,108	895	527	52	4.0
Non-farm - Non agricole .....	2,854	382	1,347	746	350	29	3.4
Urban - Urbaine .....	4,703	350	2,293	1,455	566	39	3.5
Lennox & Addington .....	5,441	527	2,535	1,553	751	75	3.6
Rural - Rurale .....	4,248	385	1,928	1,244	623	68	3.7
Farm - Agricole .....	2,325	142	996	735	411	41	3.9
Non-farm - Non agricole .....	1,923	243	932	509	212	27	3.4
Urban - Urbaine .....	1,193	142	607	309	128	7	3.3
Lincoln .....	24,302	1,529	11,407	8,157	2,942	267	3.6
Rural - Rurale .....	9,926	604	4,473	3,381	1,336	132	3.7
Farm - Agricole .....	4,508	249	1,935	1,529	709	86	3.9
Non-farm - Non agricole .....	5,418	355	2,538	1,852	627	46	3.6
Urban - Urbaine .....	14,376	925	6,934	4,776	1,606	135	3.6
Manitoulin .....	2,806	269	1,100	815	557	65	4.0
Rural - Rurale .....	2,436	243	932	698	501	62	4.0
Farm - Agricole .....	1,066	55	404	332	245	30	4.3
Non-farm - Non agricole .....	1,370	188	528	366	256	32	3.8
Urban - Urbaine .....	370	26	168	117	56	3	3.7
Middlesex .....	44,092	3,394	21,546	13,494	5,180	478	3.5
Rural - Rurale .....	10,095	908	4,557	3,078	1,424	128	3.6
Farm - Agricole .....	6,107	389	2,596	2,021	1,026	75	3.9
Non-farm - Non agricole .....	3,988	519	1,961	1,057	398	53	3.3
Urban - Urbaine .....	33,997	2,486	16,989	10,416	3,756	350	3.5

TABLE 4. Households by number of persons and average number of persons per household, for counties and census divisions, rural farm, rural non-farm, and urban, 1951 - Continued

TABLEAU 4. Ménages selon le nombre de personnes et moyenne de personnes par ménage, comtés et divisions de recensement, régions rurales agricoles, rurales non agricoles, et urbaines, 1951 - suite

Locality - Localité	Total	Households by number of persons - Ménages selon le nombre de personnes					Average number of persons per household - Moyenne de personnes par ménage
		1	2-3	4-5	6-9	10+	
<b>Ontario - Con. - suite</b>							
Muskoka .....	6,861	705	3,210	2,018	863	65	3.5
Rural - Rurale .....	4,259	476	1,935	1,227	577	44	3.5
Farm - Agricole .....	763	59	309	250	137	8	3.9
Non-farm - Non agricole .....	3,496	417	1,626	977	440	36	3.5
Urban - Urbaine .....	2,602	229	1,275	791	286	21	3.4
Nipissing .....	11,485	782	4,255	3,580	2,399	469	4.3
Rural - Rurale .....	4,971	456	1,647	1,404	1,177	287	4.5
Farm - Agricole .....	1,604	133	408	397	516	150	5.2
Non-farm - Non agricole .....	3,367	323	1,239	1,007	661	137	4.2
Urban - Urbaine .....	6,514	326	2,608	2,176	1,222	182	4.1
Norfolk .....	11,787	1,032	5,334	3,732	1,578	111	3.6
Rural - Rurale .....	7,506	540	3,184	2,461	1,234	87	3.8
Farm - Agricole .....	4,474	212	1,755	1,595	848	64	4.1
Non-farm - Non agricole .....	3,032	328	1,429	866	386	23	3.4
Urban - Urbaine .....	4,281	492	2,150	1,271	344	24	3.2
Northumberland .....	9,492	959	4,639	2,674	1,128	92	3.5
Rural - Rurale .....	5,524	512	2,618	1,572	752	70	3.6
Farm - Agricole .....	3,174	182	1,443	991	510	48	3.8
Non-farm - Non agricole .....	2,350	330	1,175	581	242	22	3.2
Urban - Urbaine .....	3,968	447	2,021	1,102	376	22	3.3
Ontario .....	23,006	1,404	10,736	7,683	2,905	278	3.7
Rural - Rurale .....	8,020	652	3,613	2,504	1,140	111	3.7
Farm - Agricole .....	3,646	176	1,499	1,246	658	67	4.0
Non-farm - Non agricole .....	4,374	476	2,114	1,258	482	44	3.4
Urban - Urbaine .....	14,986	752	7,123	5,179	1,765	167	3.7
Oxford .....	16,436	1,374	7,953	5,098	1,906	105	3.5
Rural - Rurale .....	7,593	530	3,405	2,499	1,091	68	3.7
Farm - Agricole .....	4,730	182	1,941	1,731	817	59	4.0
Non-farm - Non agricole .....	2,863	348	1,464	768	274	9	3.2
Urban - Urbaine .....	8,843	844	4,548	2,599	815	37	3.3
Parry Sound .....	7,251	845	2,958	2,098	1,212	138	3.8
Rural - Rurale .....	5,888	736	2,355	1,672	1,012	113	3.8
Farm - Agricole .....	1,717	163	636	509	376	33	4.0
Non-farm - Non agricole .....	4,171	573	1,719	1,163	636	80	3.6
Urban - Urbaine .....	1,363	109	603	426	200	25	3.8
Peel .....	14,504	792	6,331	5,249	1,990	142	3.8
Rural - Rurale .....	7,491	456	3,299	2,598	1,079	59	3.7
Farm - Agricole .....	2,854	130	1,200	1,009	478	37	3.9
Non-farm - Non agricole .....	4,637	326	2,099	1,589	601	22	3.6
Urban - Urbaine .....	7,013	336	3,032	2,651	911	83	3.8
Perth .....	14,741	1,171	7,054	4,593	1,794	129	3.5
Rural - Rurale .....	5,857	361	2,494	1,946	984	72	3.9
Farm - Agricole .....	4,508	188	1,761	1,633	859	67	4.1
Non-farm - Non agricole .....	1,349	173	733	313	125	5	3.1
Urban - Urbaine .....	8,884	810	4,560	2,647	810	57	3.3
Peterborough .....	15,986	1,044	7,078	5,337	2,333	194	3.8
Rural - Rurale .....	5,120	413	2,159	1,625	846	77	3.8
Farm - Agricole .....	2,381	115	963	764	497	42	4.1
Non-farm - Non agricole .....	2,739	298	1,196	861	349	35	3.6
Urban - Urbaine .....	10,866	631	4,919	3,712	1,487	117	3.7
Prescott .....	5,590	294	1,967	1,697	1,377	255	4.5
Rural - Rurale .....	3,674	210	1,278	1,112	891	183	4.5
Farm - Agricole .....	2,144	97	645	674	595	133	4.8
Non-farm - Non agricole .....	1,530	113	633	438	296	50	4.1
Urban - Urbaine .....	1,916	84	689	585	486	72	4.5
Prince Edward .....	5,308	549	2,612	1,558	545	44	3.4
Rural - Rurale .....	3,940	364	1,902	1,194	445	35	3.5
Farm - Agricole .....	2,031	112	926	678	295	20	3.8
Non-farm - Non agricole .....	1,909	252	976	516	150	15	3.2
Urban - Urbaine .....	1,368	185	710	364	100	9	3.1
Rainy River .....	5,737	623	2,234	1,815	985	80	3.8
Rural - Rurale .....	3,222	454	1,117	958	634	59	3.9
Farm - Agricole .....	1,474	233	454	414	335	38	4.0
Non-farm - Non agricole .....	1,748	221	663	544	299	21	3.7
Urban - Urbaine .....	2,515	169	1,117	857	351	21	3.7

TABLE 4. Households by number of persons and average number of persons per household, for counties and census divisions, rural farm, rural non-farm, and urban, 1951 - Continued

TABLEAU 4. Ménages selon le nombre de personnes et moyenne de personnes par ménage, comtés et divisions de recensement, régions rurales agricoles, rurales non agricoles, et urbaines, 1951 - suite

Locality Localité	Total	Households by number of persons Ménages selon le nombre de personnes					Average number of persons per household — Moyenne de personnes par ménage
		1	2-3	4-5	6-9	10+	
<b>Ontario—Con.—fin</b>							
Renfrew .....	15,655	1,002	6,243	5,217	2,839	354	4.0
Rural — Rurale .....	8,507	614	3,204	2,802	1,658	229	4.1
Farm — Agricole .....	3,718	197	1,221	1,247	910	143	4.5
Non-farm — Non agricole .....	4,789	417	1,983	1,555	748	86	3.8
Urban — Urbaine .....	7,148	388	3,039	2,415	1,181	125	3.9
Russell .....	3,824	204	1,303	1,132	1,004	181	4.6
Rural — Rurale .....	3,029	182	1,007	891	821	148	4.7
Farm — Agricole .....	1,816	56	502	563	583	112	5.1
Non-farm — Non agricole .....	1,213	106	505	328	238	36	4.0
Urban — Urbaine .....	795	42	296	241	183	33	4.4
Simcoe .....	27,390	2,410	12,539	8,410	3,693	338	3.6
Rural — Rurale .....	13,799	1,268	5,980	4,259	2,084	208	3.7
Farm — Agricole .....	6,126	366	2,418	2,011	1,215	116	4.1
Non-farm — Non agricole .....	7,673	902	3,562	2,248	869	92	3.4
Urban — Urbaine .....	13,591	1,142	6,559	4,151	1,609	130	3.5
Stormont .....	11,706	613	4,603	3,998	2,230	262	4.1
Rural — Rurale .....	5,010	365	1,921	1,583	995	146	4.1
Farm — Agricole .....	1,921	120	702	606	418	75	4.3
Non-farm — Non agricole .....	3,089	245	1,219	977	577	71	4.0
Urban — Urbaine .....	6,696	248	2,682	2,415	1,235	116	4.1
Sudbury .....	24,338	1,277	8,713	8,482	5,044	822	4.3
Rural — Rurale .....	8,723	731	2,918	2,773	1,981	320	4.3
Farm — Agricole .....	1,966	161	589	518	559	139	4.8
Non-farm — Non agricole .....	6,757	570	2,329	2,255	1,422	181	4.2
Urban — Urbaine .....	15,615	546	5,795	5,709	3,063	502	4.3
Thunder Bay .....	26,860	2,264	11,774	9,177	3,363	282	3.6
Rural — Rurale .....	7,112	1,046	2,871	2,116	971	108	3.6
Farm — Agricole .....	2,485	396	1,027	677	357	28	3.5
Non-farm — Non agricole .....	4,627	650	1,844	1,439	614	80	3.6
Urban — Urbaine .....	19,748	1,218	8,903	7,061	2,392	174	3.7
Timiskaming .....	12,731	1,220	5,151	4,099	2,004	257	3.8
Rural — Rurale .....	4,948	618	1,758	1,403	1,008	161	4.0
Farm — Agricole .....	1,784	198	565	482	461	98	4.5
Non-farm — Non agricole .....	3,164	420	1,193	941	547	63	3.8
Urban — Urbaine .....	7,783	602	3,393	2,696	996	96	3.7
Victoria .....	7,828	812	3,748	2,268	927	73	3.4
Rural — Rurale .....	4,266	465	1,948	1,254	558	41	3.5
Farm — Agricole .....	2,462	178	1,065	805	388	26	3.8
Non-farm — Non agricole .....	1,804	287	883	449	170	15	3.1
Urban — Urbaine .....	3,562	347	1,800	1,014	369	32	3.4
Waterloo .....	32,601	1,838	14,263	11,242	4,805	453	3.8
Rural — Rurale .....	7,600	408	2,870	2,684	1,489	151	4.1
Farm — Agricole .....	3,058	82	906	1,092	869	109	4.8
Non-farm — Non agricole .....	4,542	324	1,964	1,592	620	42	3.7
Urban — Urbaine .....	25,001	1,432	11,393	8,558	3,316	302	3.7
Welland .....	32,348	1,850	14,331	11,240	4,475	452	3.8
Rural — Rurale .....	8,427	553	3,638	2,884	1,232	120	3.8
Farm — Agricole .....	2,724	152	1,105	901	509	57	4.0
Non-farm — Non agricole .....	5,703	401	2,533	1,983	723	63	3.7
Urban — Urbaine .....	23,921	1,297	10,693	8,356	3,243	332	3.8
Wellington.....	17,765	1,326	8,209	5,622	2,416	192	3.7
Rural — Rurale .....	7,213	595	3,114	2,315	1,101	88	3.8
Farm — Agricole .....	4,568	287	1,799	1,594	838	70	4.0
Non-farm — Non agricole .....	2,645	328	1,315	721	263	18	3.3
Urban — Urbaine .....	10,552	731	5,095	3,307	1,315	104	3.6
Wentworth .....	70,069	4,033	32,394	23,649	9,112	881	3.7
Rural — Rurale .....	4,126	285	1,769	1,371	645	56	3.8
Farm — Agricole .....	2,394	121	990	819	419	45	4.0
Non-farm — Non agricole .....	1,732	164	779	552	226	11	3.6
Urban — Urbaine .....	65,943	3,748	30,625	22,278	8,467	825	3.7
York .....	288,939	14,286	122,814	98,121	46,647	7,071	4.0
Rural — Rurale .....	10,882	684	4,780	3,699	1,595	124	3.8
Farm — Agricole .....	3,725	157	1,452	1,327	725	64	4.1
Non-farm — Non agricole .....	7,157	527	3,328	2,372	870	60	3.6
Urban — Urbaine .....	278,057	13,602	118,034	94,422	45,052	6,947	4.0

**TABLE 4. Households by number of persons and average number of persons per household, for counties and census divisions, rural farm, rural non-farm, and urban, 1951 - Continued**

**TABLEAU 4. Ménages selon le nombre de personnes et moyenne de personnes par ménage, comtés et divisions de recensement, régions rurales agricoles, rurales non agricoles, et urbaines, 1951 - suite**

Locality Localité	Total	Households by number of persons Ménages selon le nombre de personnes					Average number of persons per household — Moyenne de personnes par ménage
		1	2-3	4-5	6-9	10+	
Manitoba.....	202,398	15,921	89,263	66,277	27,648	3,289	3.7
Rural - Rurale .....	83,688	8,186	31,768	27,097	14,913	1,724	3.9
Farm - Agricole .....	50,944	3,741	17,637	13,052	10,338	1,176	4.2
Non-farm - Non agricole .....	32,744	4,445	14,131	9,045	4,575	548	3.5
Urban - Urbaine .....	118,710	7,735	57,495	39,180	12,735	1,565	3.6
Division No. 1.....	5,380	495	1,772	1,552	1,335	226	4.4
Rural - Rurale .....	4,850	466	1,559	1,353	1,254	218	4.5
Farm - Agricole .....	3,273	229	959	974	932	179	4.8
Non-farm - Non agricole .....	1,577	237	600	379	322	39	3.8
Urban - Urbaine .....	530	29	213	199	81	8	3.9
Division No. 2.....	8,957	563	3,241	2,867	1,983	303	4.3
Rural - Rurale .....	7,333	414	2,480	2,384	1,764	291	4.5
Farm - Agricole .....	4,954	167	1,464	1,725	1,362	236	4.8
Non-farm - Non agricole .....	2,379	247	1,016	659	402	55	3.8
Urban - Urbaine .....	1,624	149	761	483	219	12	3.5
Division No. 3.....	6,028	575	2,500	1,976	896	81	3.7
Rural - Rurale .....	5,617	519	2,280	1,876	861	81	3.8
Farm - Agricole .....	3,377	213	1,145	1,306	652	61	4.2
Non-farm - Non agricole .....	2,240	306	1,135	570	209	20	3.2
Urban - Urbaine .....	411	56	220	100	35	—	3.0
Division No. 4.....	4,232	417	1,881	1,391	507	36	3.6
Rural - Rurale .....	3,900	377	1,702	1,298	488	35	3.6
Farm - Agricole .....	2,391	164	921	899	382	25	3.9
Non-farm - Non agricole .....	1,509	213	781	399	106	10	3.1
Urban - Urbaine .....	332	40	179	93	19	1	3.1
Division No. 5.....	13,898	1,059	5,983	4,848	1,847	161	3.7
Rural - Rurale .....	6,897	784	2,659	2,216	1,102	136	3.8
Farm - Agricole .....	4,483	407	1,654	1,523	809	90	4.0
Non-farm - Non agricole .....	2,414	377	1,005	693	293	46	3.5
Urban - Urbaine .....	7,001	275	3,324	2,632	745	25	3.6
Division No. 6.....	88,092	5,838	42,552	28,231	9,974	1,497	3.6
Rural - Rurale .....	4,914	321	1,745	1,655	1,047	146	4.3
Farm - Agricole .....	3,529	176	1,183	1,233	829	108	4.4
Non-farm - Non agricole .....	1,385	145	562	422	218	38	3.8
Urban - Urbaine .....	83,178	5,517	40,807	26,576	8,927	1,351	3.6
Division No. 7.....	10,741	907	4,985	3,555	1,218	76	3.5
Rural - Rurale .....	5,382	460	2,343	1,838	699	42	3.6
Farm - Agricole .....	2,893	188	1,084	1,107	480	34	4.0
Non-farm - Non agricole .....	2,489	272	1,259	731	219	8	3.2
Urban - Urbaine .....	5,359	447	2,642	1,717	519	34	3.4
Division No. 8.....	5,436	526	2,462	1,773	638	37	3.5
Rural - Rurale .....	3,970	357	1,657	1,373	549	34	3.7
Farm - Agricole .....	2,367	159	905	895	387	21	3.9
Non-farm - Non agricole .....	1,603	198	752	478	162	13	3.3
Urban - Urbaine .....	1,466	169	805	400	89	3	3.0
Division No. 9.....	15,242	806	6,795	5,758	1,765	118	3.7
Rural - Rurale .....	4,519	409	1,874	1,512	654	70	3.7
Farm - Agricole .....	2,803	225	1,077	1,004	449	48	3.9
Non-farm - Non agricole .....	1,716	184	797	508	205	22	3.5
Urban - Urbaine .....	10,723	397	4,921	4,246	1,111	48	3.7
Division No. 10.....	5,038	510	2,007	1,645	809	67	3.8
Rural - Rurale .....	4,134	394	1,552	1,393	733	62	3.9
Farm - Agricole .....	2,751	226	943	996	541	45	4.1
Non-farm - Non agricole .....	1,383	168	609	397	192	17	3.6
Urban - Urbaine .....	904	116	455	252	76	5	3.2
Division No. 11.....	7,030	769	3,001	2,306	894	60	3.6
Rural - Rurale .....	6,405	695	2,691	2,121	840	58	3.6
Farm - Agricole .....	3,829	302	1,445	1,436	609	37	3.9
Non-farm - Non agricole .....	2,576	393	1,246	685	231	21	3.2
Urban - Urbaine .....	625	74	310	185	54	2	3.2
Division No. 12.....	5,640	563	2,055	1,807	1,098	117	4.0
Rural - Rurale .....	5,281	530	1,887	1,691	1,057	116	4.0
Farm - Agricole .....	3,661	297	1,267	1,227	794	76	4.2
Non-farm - Non agricole .....	1,620	233	620	464	263	40	3.7
Urban - Urbaine .....	359	33	168	116	41	1	3.5

TABLE 4. Households by number of persons and average number of persons per household, for counties and census divisions, rural farm, rural non-farm, and urban, 1951 - Continued

TABLEAU 4. Ménages selon le nombre de personnes et moyenne de personnes par ménage, comtés et divisions de recensement, régions rurales agricoles, rurales non agricoles, et urbaines, 1951 - suite

Locality Localité	Total	Households by number of persons Ménages selon le nombre de personnes					Average number of persons per household — Moyenne de personnes par ménage
		1	2-3	4-5	6-9	10+	
<b>Manitoba - Con. - fin</b>							
Division No. 13 .....	6,318	674	2,419	2,028	1,089	108	3.8
Rural - Rurale .....	4,718	558	1,732	1,470	865	93	3.9
Farm - Agricole .....	3,183	290	1,097	1,089	640	67	4.1
Non-farm - Non agricole .....	1,535	268	635	381	225	26	3.5
Urban - Urbaine .....	1,600	116	687	558	224	15	3.7
Division No. 14 .....	6,183	599	2,417	2,075	1,009	83	3.8
Rural - Rurale .....	5,556	532	2,116	1,888	940	80	3.8
Farm - Agricole .....	4,080	336	1,401	1,498	781	64	4.0
Non-farm - Non agricole .....	1,476	196	715	390	159	16	3.3
Urban - Urbaine .....	627	67	301	187	69	3	3.4
Division No. 15 .....	3,210	312	1,200	1,086	565	47	3.9
Rural - Rurale .....	2,608	268	939	883	478	40	3.9
Farm - Agricole .....	1,860	162	606	682	378	32	4.1
Non-farm - Non agricole .....	748	106	333	201	100	8	3.4
Urban - Urbaine .....	602	44	261	203	87	7	3.7
Division No. 16 .....	10,973	1,308	3,993	3,379	2,021	272	4.0
Rural - Rurale .....	7,604	1,102	2,552	2,146	1,582	222	4.0
Farm - Agricole .....	1,510	200	486	458	313	53	4.1
Non-farm - Non agricole .....	6,094	902	2,066	1,688	1,269	169	4.0
Urban - Urbaine .....	3,369	206	1,441	1,233	439	50	3.8
<b>Saskatchewan</b> .....	<b>221,456</b>	<b>25,611</b>	<b>90,529</b>	<b>69,567</b>	<b>32,623</b>	<b>3,126</b>	<b>3.7</b>
Rural - Rurale .....	151,752	18,371	58,232	47,868	24,887	2,394	3.8
Farm - Agricole .....	99,969	9,944	35,508	33,806	18,778	1,933	4.0
Non-farm - Non agricole .....	51,783	8,427	22,724	14,062	6,109	461	3.3
Urban - Urbaine .....	69,704	7,240	32,297	21,699	7,736	732	3.5
Division No. 1 .....	9,474	1,001	3,890	2,981	1,493	109	3.7
Rural - Rurale .....	8,321	865	3,345	2,653	1,355	103	3.8
Farm - Agricole .....	4,889	412	1,733	1,678	984	82	4.1
Non-farm - Non agricole .....	3,432	453	1,612	975	371	21	3.3
Urban - Urbaine .....	1,153	136	545	328	138	6	3.4
Division No. 2 .....	8,700	988	3,610	2,780	1,213	109	3.6
Rural - Rurale .....	7,284	877	2,921	2,342	1,050	94	3.6
Farm - Agricole .....	4,467	410	1,642	1,581	753	81	3.9
Non-farm - Non agricole .....	2,817	467	1,279	761	297	13	3.2
Urban - Urbaine .....	1,416	111	689	438	163	15	3.5
Division No. 3 .....	8,173	1,092	3,428	2,443	1,115	95	3.5
Rural - Rurale .....	7,357	1,012	3,040	2,215	1,006	84	3.6
Farm - Agricole .....	4,750	566	1,902	1,516	704	62	3.7
Non-farm - Non agricole .....	2,607	446	1,138	699	302	22	3.3
Urban - Urbaine .....	816	80	388	228	109	11	3.5
Division No. 4 .....	5,003	875	2,102	1,394	586	46	3.3
Rural - Rurale .....	4,021	719	1,652	1,123	490	37	3.3
Farm - Agricole .....	2,852	481	1,140	829	368	34	3.4
Non-farm - Non agricole .....	1,169	238	512	294	122	3	3.1
Urban - Urbaine .....	982	156	450	271	96	9	3.2
Division No. 5 .....	12,951	1,340	5,194	4,286	1,959	172	3.7
Rural - Rurale .....	11,033	1,151	4,293	3,682	1,744	163	3.8
Farm - Agricole .....	7,069	574	2,396	2,634	1,337	128	4.1
Non-farm - Non agricole .....	3,964	577	1,897	1,048	407	35	3.2
Urban - Urbaine .....	1,918	189	901	604	215	9	3.4
Division No. 6 .....	30,534	2,948	13,598	9,695	3,851	442	3.6
Rural - Rurale .....	10,930	1,136	4,661	3,463	1,527	143	3.6
Farm - Agricole .....	6,662	485	2,565	2,403	1,104	105	3.9
Non-farm - Non agricole .....	4,268	651	2,096	1,060	423	38	3.2
Urban - Urbaine .....	19,604	1,812	8,937	6,232	2,324	299	3.6
Division No. 7 .....	14,622	1,940	6,615	4,285	1,654	128	3.4
Rural - Rurale .....	7,305	951	3,062	2,207	1,002	83	3.5
Farm - Agricole .....	4,842	504	1,981	1,537	752	68	3.7
Non-farm - Non agricole .....	2,463	447	1,081	670	250	15	3.2
Urban - Urbaine .....	7,317	989	3,553	2,078	652	45	3.2
Division No. 8 .....	10,232	1,355	4,477	3,177	1,143	80	3.4
Rural - Rurale .....	7,571	1,011	3,196	2,400	896	68	3.5
Farm - Agricole .....	4,595	537	1,837	1,549	617	55	3.6
Non-farm - Non agricole .....	2,976	474	1,359	851	279	13	3.2
Urban - Urbaine .....	2,661	344	1,281	777	247	12	3.3

**TABLE 4. Households by number of persons and average number of persons per household, for counties and census divisions, rural farm, rural non-farm, and urban, 1951 - Continued**

**TABLEAU 4. Ménages selon le nombre de personnes et moyenne de personnes par ménage, comtés et divisions de recensement, régions rurales agricoles, rurales non agricoles, et urbaines, 1951 - suite**

Locality — Localité	Total	Households by number of persons — Ménages selon le nombre de personnes					Average number of persons per household — Moyenne de personnes par ménage
		1	2-3	4-5	6-9	10+	
<b>Saskatchewan - Con. - fin</b>							
Division No. 9.....	14,275	1,394	5,466	4,952	2,265	198	3.8
Rural - Rurale.....	11,243	1,098	4,095	3,969	1,918	163	3.9
Farm - Agricole.....	8,374	666	2,844	3,136	1,583	145	4.1
Non-farm - Non agricole.....	2,869	432	1,251	833	335	18	3.3
Urban - Urbaine.....	3,032	296	1,371	983	347	35	3.5
Division No. 10.....	9,583	992	3,557	3,107	1,777	150	3.9
Rural - Rurale.....	8,908	914	3,260	2,883	1,704	147	3.9
Farm - Agricole.....	6,363	540	2,105	2,205	1,387	126	4.2
Non-farm - Non agricole.....	2,545	374	1,155	678	317	21	3.4
Urban - Urbaine.....	675	78	297	224	73	3	3.4
Division No. 11.....	23,524	2,528	10,718	7,292	2,764	222	3.5
Rural - Rurale.....	7,760	925	3,162	2,449	1,144	80	3.6
Farm - Agricole.....	4,657	422	1,734	1,607	832	62	3.9
Non-farm - Non agricole.....	3,103	503	1,428	842	312	18	3.2
Urban - Urbaine.....	15,764	1,603	7,556	4,843	1,620	142	3.4
Division No. 12.....	7,796	988	3,301	2,381	1,053	73	3.5
Rural - Rurale.....	6,335	831	2,647	1,914	886	57	3.5
Farm - Agricole.....	4,304	453	1,729	1,386	690	46	3.7
Non-farm - Non agricole.....	2,031	378	918	528	196	11	3.1
Urban - Urbaine.....	1,461	157	654	467	167	16	3.5
Division No. 13.....	8,206	986	3,296	2,507	1,289	128	3.7
Rural - Rurale.....	6,879	841	2,670	2,092	1,155	121	3.8
Farm - Agricole.....	4,467	419	1,598	1,453	890	107	4.1
Non-farm - Non agricole.....	2,412	422	1,072	639	265	14	3.2
Urban - Urbaine.....	1,327	145	626	415	134	7	3.4
Division No. 14.....	16,359	2,212	6,058	5,135	2,703	251	3.7
Rural - Rurale.....	13,619	1,858	4,797	4,281	2,446	237	3.8
Farm - Agricole.....	9,577	1,192	3,219	3,064	1,907	195	4.0
Non-farm - Non agricole.....	4,042	666	1,578	1,217	539	42	3.5
Urban - Urbaine.....	2,740	354	1,261	854	257	14	3.3
Division No. 15.....	19,670	1,994	7,062	6,416	3,749	449	4.0
Rural - Rurale.....	14,341	1,517	4,792	4,639	3,007	386	4.1
Farm - Agricole.....	10,322	852	3,160	3,497	2,472	341	4.4
Non-farm - Non agricole.....	4,019	665	1,632	1,142	535	45	3.4
Urban - Urbaine.....	5,329	477	2,270	1,777	742	63	3.7
Division No. 16.....	11,249	1,389	4,192	3,525	1,949	194	3.8
Rural - Rurale.....	9,259	1,216	3,328	2,859	1,693	163	3.8
Farm - Agricole.....	6,654	760	2,193	2,167	1,387	147	4.1
Non-farm - Non agricole.....	2,605	456	1,135	692	306	16	3.2
Urban - Urbaine.....	1,990	173	864	666	256	31	3.7
Division No. 17.....	7,771	1,111	2,931	2,330	1,255	144	3.7
Rural - Rurale.....	6,605	989	2,408	1,956	1,118	134	3.7
Farm - Agricole.....	4,641	602	1,612	1,436	878	113	3.9
Non-farm - Non agricole.....	1,964	387	796	520	240	21	3.3
Urban - Urbaine.....	1,166	122	523	374	137	10	3.5
Division No. 18.....	3,334	478	1,034	881	805	136	4.2
Rural - Rurale.....	2,981	460	903	741	746	131	4.3
Farm - Agricole.....	484	69	118	128	133	36	4.7
Non-farm - Non agricole.....	2,497	391	785	613	613	95	4.2
Urban - Urbaine.....	353	18	131	140	59	5	4.1
<b>Alberta.....</b>	<b>250,747</b>	<b>29,624</b>	<b>103,443</b>	<b>80,048</b>	<b>34,608</b>	<b>3,024</b>	<b>3.6</b>
Rural - Rurale.....	125,324	16,844	45,390	39,893	21,218	1,979	3.8
Farm - Agricole.....	85,096	9,860	29,329	28,241	16,105	1,561	4.0
Non-farm - Non agricole.....	40,228	6,984	16,061	11,652	5,113	418	3.4
Urban - Urbaine.....	125,423	12,780	58,053	40,155	13,390	1,045	3.4
Division No. 1.....	9,906	1,170	4,267	3,118	1,264	87	3.5
Rural - Rurale.....	4,173	587	1,464	1,353	713	56	3.8
Farm - Agricole.....	2,830	307	943	959	569	52	4.0
Non-farm - Non agricole.....	1,343	280	521	394	144	4	3.2
Urban - Urbaine.....	5,733	583	2,803	1,765	551	31	3.3
Division No. 2.....	18,645	2,016	7,762	6,000	2,646	221	3.6
Rural - Rurale.....	7,294	731	2,619	2,400	1,410	134	4.0
Farm - Agricole.....	4,594	361	1,542	1,568	1,018	105	4.2
Non-farm - Non agricole.....	2,700	370	1,077	832	392	29	3.6
Urban - Urbaine.....	11,351	1,285	5,143	3,600	1,236	87	3.4

TABLE 4. Households by number of persons and average number of persons per household, for counties and census divisions, rural farm, rural non-farm, and urban, 1951 - Continued

TABLEAU 4. Ménages selon le nombre de personnes et moyenne de personnes par ménage, comtés et divisions de recensement, régions rurales agricoles, rurales non agricoles, et urbaines, 1951 - suite

Locality Localité	Total	Households by number of persons Ménages selon le nombre de personnes					Average number of persons per household — Moyenne de personnes par ménage
		1	2-3	4-5	6-9	10+	
<b>Alberta - Con. - suite</b>							
Division No. 3 .....	4,626	597	1,797	1,482	705	45	3.6
Rural - Rurale .....	3,697	480	1,394	1,182	600	41	3.7
Farm - Agricole .....	2,354	281	827	773	435	38	3.9
Non-farm - Non agricole .....	1,343	199	567	409	165	3	3.4
Urban - Urbaine .....	929	117	403	300	105	4	3.4
Division No. 4 .....	7,958	949	3,226	2,688	1,014	81	3.6
Rural - Rurale .....	6,763	814	2,665	2,299	912	73	3.6
Farm - Agricole .....	3,955	334	1,486	1,439	637	59	3.9
Non-farm - Non agricole .....	2,808	480	1,179	860	275	14	3.2
Urban - Urbaine .....	1,195	135	561	389	102	8	3.3
Division No. 5 .....	4,835	846	2,060	1,349	542	38	3.3
Rural - Rurale .....	3,875	722	1,590	1,088	444	31	3.3
Farm - Agricole .....	2,500	427	1,007	714	327	25	3.4
Non-farm - Non agricole .....	1,375	295	583	374	117	6	3.0
Urban - Urbaine .....	960	124	470	261	98	7	3.3
Division No. 6 .....	55,093	6,279	25,757	17,088	5,523	446	3.4
Rural - Rurale .....	11,092	1,395	4,353	3,600	1,606	138	3.7
Farm - Agricole .....	6,764	593	2,615	2,327	1,125	104	3.9
Non-farm - Non agricole .....	4,328	802	1,738	1,273	481	34	3.3
Urban - Urbaine .....	44,001	4,884	21,404	13,488	3,917	308	3.3
Division No. 7 .....	8,116	1,082	3,226	2,527	1,193	88	3.6
Rural - Rurale .....	7,585	1,036	2,976	2,368	1,125	80	3.6
Farm - Agricole .....	4,763	559	1,741	1,540	849	74	3.9
Non-farm - Non agricole .....	2,822	477	1,235	828	276	6	3.2
Urban - Urbaine .....	531	46	250	159	68	8	3.6
Division No. 8 .....	19,225	2,009	7,764	6,500	2,753	199	3.7
Rural - Rurale .....	12,600	1,352	4,751	4,335	2,015	147	3.8
Farm - Agricole .....	9,725	885	3,512	3,515	1,680	133	3.9
Non-farm - Non agricole .....	2,875	467	1,239	820	335	14	3.3
Urban - Urbaine .....	6,625	657	3,013	2,165	738	52	3.5
Division No. 9 .....	8,782	1,269	3,464	2,723	1,247	79	3.5
Rural - Rurale .....	8,000	1,195	3,122	2,433	1,179	71	3.6
Farm - Agricole .....	5,229	679	1,929	1,656	913	52	3.7
Non-farm - Non agricole .....	2,771	516	1,193	777	266	19	3.2
Urban - Urbaine .....	782	74	342	290	68	8	3.5
Division No. 10 .....	13,096	1,445	4,925	4,467	2,109	150	3.8
Rural - Rurale .....	11,380	1,202	4,149	3,977	1,922	130	3.8
Farm - Agricole .....	8,639	788	2,971	3,130	1,630	120	4.0
Non-farm - Non agricole .....	2,741	414	1,178	847	292	10	3.3
Urban - Urbaine .....	1,716	243	776	490	187	20	3.4
Division No. 11 .....	59,551	5,495	25,467	20,035	7,906	648	3.6
Rural - Rurale .....	12,218	1,320	4,403	4,173	2,146	176	3.9
Farm - Agricole .....	8,673	881	2,962	3,008	1,679	143	4.0
Non-farm - Non agricole .....	3,545	439	1,441	1,165	467	33	3.6
Urban - Urbaine .....	47,333	4,175	21,064	15,862	5,760	472	3.6
Division No. 12 .....	4,939	863	1,841	1,438	749	48	3.5
Rural - Rurale .....	4,391	804	1,588	1,279	673	47	3.5
Farm - Agricole .....	2,308	408	796	681	397	26	3.6
Non-farm - Non agricole .....	2,083	396	792	598	276	21	3.4
Urban - Urbaine .....	548	59	253	159	76	1	3.5
Division No. 13 .....	7,014	915	2,102	2,038	1,698	261	4.3
Rural - Rurale .....	6,382	847	1,849	1,861	1,575	250	4.3
Farm - Agricole .....	4,968	564	1,349	1,512	1,330	213	4.5
Non-farm - Non agricole .....	1,414	283	500	349	245	37	3.7
Urban - Urbaine .....	632	68	253	177	123	11	3.9
Division No. 14 .....	12,079	1,603	4,220	3,864	2,213	179	3.8
Rural - Rurale .....	10,777	1,479	3,649	3,414	2,065	170	3.9
Farm - Agricole .....	8,619	1,087	2,852	2,791	1,743	146	4.0
Non-farm - Non agricole .....	2,158	392	797	623	322	24	3.5
Urban - Urbaine .....	1,302	124	571	450	148	9	3.6
Division No. 15 .....	5,428	961	1,772	1,485	1,041	169	3.9
Rural - Rurale .....	4,391	838	1,347	1,142	912	152	4.0
Farm - Agricole .....	2,725	532	799	727	566	101	4.0
Non-farm - Non agricole .....	1,666	306	548	415	346	51	3.9
Urban - Urbaine .....	1,037	123	425	343	129	17	3.6

TABLE 4. Households by number of persons and average number of persons per household, for counties and census divisions, rural farm, rural non-farm, and urban, 1951 - Concluded

TABLEAU 4. Ménages selon le nombre de personnes et moyenne de personnes par ménage, comtés et divisions de recensement, régions rurales agricoles, rurales non agricoles, et urbaines, 1951 - fin

Locality — Localité	Total	Households by number of persons — Ménages selon le nombre de personnes					Average number of persons per household — Moyenne de personnes par ménage
		1	2-3	4-5	6-9	10+	
<b>Alberta - Con.-fin</b>							
Division No. 16 .....	8,913	1,616	3,116	2,652	1,375	154	3.6
Rural - Rurale .....	8,165	1,533	2,794	2,395	1,291	152	3.6
Farm - Agricole .....	5,795	1,070	1,848	1,734	1,011	132	3.7
Non-farm - Non agricole .....	2,370	463	946	661	280	20	3.3
Urban - Urbaine .....	748	83	322	257	84	2	3.5
Division No. 17 .....	2,541	509	677	594	630	131	4.2
Rural - Rurale .....	2,541	509	677	594	630	131	4.2
Farm - Agricole .....	655	104	150	167	196	38	4.7
Non-farm - Non agricole .....	1,886	405	527	427	434	93	4.1
<b>British Columbia</b>	<b>337,777</b>	<b>40,300</b>	<b>163,274</b>	<b>100,205</b>	<b>31,081</b>	<b>2,917</b>	<b>3.3</b>
Rural - Rurale .....	105,761	16,182	46,086	30,100	12,166	1,227	3.4
Farm - Agricole .....	29,738	3,329	12,154	9,112	4,710	433	3.7
Non-farm - Non agricole .....	76,023	12,853	33,932	20,988	7,456	794	3.2
Urban - Urbaine .....	232,016	24,118	117,188	70,105	18,915	1,690	3.3
Division No. 1 .....	7,698	949	3,314	2,576	810	49	3.4
Rural - Rurale .....	4,353	687	1,854	1,305	477	30	3.3
Farm - Agricole .....	698	88	263	218	120	9	3.8
Non-farm - Non agricole .....	3,655	599	1,591	1,087	357	21	3.3
Urban - Urbaine .....	3,345	262	1,460	1,271	333	19	3.5
Division No. 2 .....	17,121	2,065	7,375	5,738	1,862	81	3.4
Rural - Rurale .....	8,957	1,272	3,655	2,885	1,104	41	3.4
Farm - Agricole .....	2,563	189	1,004	885	467	18	3.9
Non-farm - Non agricole .....	6,394	1,083	2,651	2,000	637	23	3.2
Urban - Urbaine .....	8,164	793	3,720	2,853	758	40	3.4
Division No. 3 .....	22,457	2,682	10,096	7,009	2,493	177	3.4
Rural - Rurale .....	12,652	1,618	5,341	3,935	1,627	131	3.5
Farm - Agricole .....	5,931	558	2,373	1,975	941	84	3.8
Non-farm - Non agricole .....	6,721	1,060	2,968	1,960	686	47	3.3
Urban - Urbaine .....	9,805	1,064	4,755	3,074	866	46	3.3
Division No. 4 .....	189,317	20,371	94,603	56,424	16,316	1,603	3.3
Rural - Rurale .....	30,661	4,145	14,221	8,688	3,318	289	3.3
Farm - Agricole .....	10,703	963	4,601	3,340	1,653	146	3.7
Non-farm - Non agricole .....	19,958	3,182	9,620	5,348	1,665	143	3.1
Urban - Urbaine .....	158,656	16,226	80,382	47,736	12,998	1,314	3.3
Division No. 5 .....	64,307	7,778	33,045	18,096	5,024	364	3.2
Rural - Rurale .....	23,406	3,245	11,278	6,598	2,124	161	3.2
Farm - Agricole .....	2,798	277	1,379	791	336	15	3.4
Non-farm - Non agricole .....	20,608	2,968	9,899	5,807	1,788	146	3.2
Urban - Urbaine .....	40,901	4,533	21,767	11,498	2,900	203	3.1
Division No. 6 .....	12,035	2,073	5,069	3,375	1,358	160	3.3
Rural - Rurale .....	8,340	1,621	3,310	2,227	1,043	139	3.4
Farm - Agricole .....	2,949	425	1,120	847	481	76	3.7
Non-farm - Non agricole .....	5,391	1,196	2,190	1,380	562	63	3.2
Urban - Urbaine .....	3,695	452	1,759	1,148	315	21	3.3
Division No. 7 .....	4,778	602	2,147	1,437	520	72	3.4
Rural - Rurale .....	2,805	469	1,196	744	330	66	3.4
Farm - Agricole .....	146	32	57	39	18	—	3.2
Non-farm - Non agricole .....	2,659	437	1,139	705	312	66	3.5
Urban - Urbaine .....	1,973	133	931	693	190	6	3.4
Division No. 8 .....	10,978	2,042	4,175	3,082	1,500	179	3.5
Rural - Rurale .....	8,933	1,801	3,319	2,375	1,275	163	3.5
Farm - Agricole .....	2,197	347	762	609	421	58	3.9
Non-farm - Non agricole .....	6,736	1,454	2,557	1,766	854	105	3.4
Urban - Urbaine .....	2,045	241	856	707	225	16	3.5
Division No. 9 .....	4,993	901	1,942	1,338	632	180	3.6
Rural - Rurale .....	2,564	605	818	556	425	160	3.9
Farm - Agricole .....	64	6	26	19	10	3	4.3
Non-farm - Non agricole .....	2,500	599	792	537	415	157	3.9
Urban - Urbaine .....	2,429	296	1,124	782	207	20	3.3
Division No. 10 .....	4,093	837	1,508	1,130	566	52	3.4
Rural - Rurale .....	3,090	719	1,094	787	443	47	3.4
Farm - Agricole .....	1,689	444	569	389	263	24	3.3
Non-farm - Non agricole .....	1,401	275	525	398	180	23	3.5
Urban - Urbaine .....	1,003	118	414	343	123	5	3.5



TABLE 5. Households by number of persons and average number of persons per household, for incorporated cities, towns and villages of 1,000 population and over, 1951

TABLEAU 5. Ménages selon le nombre de personnes et moyenne de personnes par ménage, cités, villes et villages constitués de 1,000 et plus, 1951

City, town, or village Cité, ville ou village	Total	Households by number of persons Ménages selon le nombre de personnes					Average number of persons per household Moyenne de personnes par ménage
		1	2-3	4-5	6-9	10+	
<b>Newfoundland</b>							
Bay Roberts .....	296	24	117	81	68	6	4.1
Carbonear .....	721	43	231	227	185	35	4.6
Channel-Port aux Basques .....	525	10	135	184	176	20	5.0
Corner Brook East .....	644	17	175	189	204	59	5.3
Corner Brook West .....	1,230	25	285	389	411	120	5.5
Curling .....	677	23	162	216	233	43	5.3
Deer Lake .....	507	11	118	179	169	30	5.2
Fogo .....	229	4	79	69	68	9	4.7
Grand Bank .....	511	32	186	170	110	13	4.2
Harbour Grace .....	530	32	189	163	136	10	4.4
Lewisporte .....	246	2	72	79	83	10	5.0
St. Anthony .....	244	2	51	94	86	11	5.2
St. John's .....	10,572	298	3,279	3,601	2,831	563	4.8
St. Lawrence .....	280	9	71	87	99	14	5.1
Wabana .....	1,119	23	245	321	415	115	5.7
Wesleyville .....	267	3	85	88	85	6	4.8
Windsor .....	640	16	119	191	259	55	5.7
<b>Prince Edward Island</b>							
Charlottetown .....	3,516	171	1,372	1,153	710	110	4.2
Montague .....	271	22	112	91	44	2	3.8
Souris .....	256	13	101	61	69	12	4.5
Summerside .....	1,531	65	617	482	321	46	4.2
<b>Nova Scotia</b>							
Amherst .....	2,414	138	1,007	790	423	56	4.0
Antigonish .....	598	29	203	180	155	31	4.6
Berwick .....	302	37	130	103	32	—	3.4
Bridgetown .....	293	24	140	89	39	1	3.5
Bridgewater .....	1,072	57	524	345	133	13	3.7
Canso .....	275	20	80	80	82	13	4.7
Clark's Harbour .....	240	23	72	86	54	5	4.3
Dartmouth .....	3,451	135	1,321	1,286	648	61	4.1
Digby .....	543	48	223	186	82	4	3.7
Dominion .....	630	21	163	219	192	35	5.0
Glace Bay .....	5,324	189	1,606	1,889	1,399	241	4.7
Halifax .....	18,709	1,064	7,263	6,285	3,575	522	4.1
Hantsport .....	316	26	148	88	51	3	3.6
Inverness .....	473	13	157	143	132	28	4.9
Kentville .....	1,010	71	466	341	119	13	3.6
Liverpool .....	898	63	389	282	145	19	3.9
Lockeport .....	322	26	133	103	54	6	3.8
Louisburg .....	283	23	110	94	51	5	4.0
Lunenburg .....	769	48	367	247	97	10	3.7
Mahone Bay .....	318	39	177	71	29	2	3.2
Middleton .....	384	24	173	125	52	10	3.8
Mulgrave .....	260	19	85	88	61	7	4.3
New Glasgow .....	2,496	124	1,102	829	397	44	3.9
New Waterford .....	2,090	79	561	719	616	115	5.0
North Sydney .....	1,519	53	485	490	421	70	4.7
Oxford .....	424	51	194	121	54	4	3.5
Parrsboro .....	540	63	244	155	75	3	3.5
Pictou .....	1,063	92	427	337	188	19	3.9
Port Hawkesbury .....	254	25	102	69	51	7	4.0
Shelburne .....	524	50	224	150	87	13	3.9
Springhill .....	1,894	102	892	607	266	27	3.8
Stellarton .....	1,403	77	587	465	257	17	3.9
Stewiacke .....	257	23	105	86	36	7	3.9
Sydney .....	6,324	148	1,883	2,246	1,750	297	4.8
Sydney Mines .....	1,785	72	615	545	473	80	4.7

TABLE 5. Households by number of persons and average number of persons per household, for incorporated cities, towns and villages of 1,000 population and over, 1951 - Continued

TABLEAU 5. Ménages selon le nombre de personnes et moyenne de personnes par ménage, cités, villes et villages constitués de 1,000 et plus, 1951 - suite

City, town, or village Cité, ville ou village	Total	Households by number of persons Ménages selon le nombre de personnes					Average number of persons per household Moyenne de personnes par ménage
		1	2-3	4-5	6-9	10+	
<b>Nova Scotia - Con. - fin</b>							
Trenton .....	740	33	276	272	143	16	4.2
Truro .....	2,810	199	1,270	885	411	45	3.7
Westville .....	1,104	72	480	340	189	23	3.9
Windsor .....	856	60	357	284	138	17	3.9
Wolfville .....	627	59	308	168	82	10	3.5
Yarmouth .....	2,145	191	923	693	304	34	3.7
<b>New Brunswick</b>							
Bathurst .....	954	27	330	354	218	25	4.5
Campbellton .....	1,627	58	559	541	407	62	4.5
Chatham .....	1,129	42	413	384	252	38	4.4
Dalhousie .....	973	28	277	335	287	46	4.9
Dieppe .....	737	13	244	270	179	31	4.6
Edmundston .....	2,177	58	675	748	592	104	4.8
Fredericton .....	4,254	276	1,951	1,437	541	49	3.7
Grand Falls .....	535	22	195	187	118	13	4.4
Hartland .....	274	17	136	81	37	3	3.6
Marysville .....	527	19	214	191	97	6	4.0
Milltown .....	594	42	269	171	105	7	3.8
Moncton .....	6,595	343	2,819	2,150	1,108	175	4.0
Newcastle .....	948	51	345	293	229	30	4.3
St. Andrews .....	462	65	232	123	42	-	3.1
St. George .....	348	28	170	102	41	7	3.6
Saint John .....	13,178	951	5,991	4,081	1,946	209	3.8
St. Leonard .....	277	14	84	70	91	18	5.0
St. Stephen .....	1,083	94	563	306	106	14	3.4
Sackville .....	749	42	340	247	111	9	3.8
Shediac .....	413	22	148	130	92	21	4.5
Shippegan .....	204	3	52	61	68	20	5.6
Sunny Brae .....	457	14	195	158	82	8	4.1
Sussex .....	891	61	420	289	112	9	3.6
Woodstock .....	1,122	101	530	353	126	12	3.5
<b>Québec</b>							
Acton Vale .....	691	18	229	223	181	40	4.8
Amos .....	824	32	274	233	237	48	4.8
Amqui .....	483	16	119	164	145	39	5.2
Arthabaska .....	381	18	134	106	104	19	4.6
Arvida .....	1,908	12	402	600	724	170	5.7
Asbestos .....	1,772	17	605	661	446	43	4.6
Aylmer .....	881	28	236	329	244	44	4.8
Bagotville .....	726	5	166	231	249	75	5.7
Baie-Comeau .....	568	5	96	174	215	78	6.2
Baie-de-Shawinigan .....	232	1	63	75	78	15	5.2
Baie-St-Paul .....	484	16	147	151	143	27	4.9
Beaconsfield .....	478	13	200	199	61	5	3.9
Beauceville .....	240	18	85	57	64	16	4.6
Beauceville E. ....	321	15	105	91	94	16	4.8
Beauharnois .....	1,188	24	392	419	317	36	4.6
Beauport .....	960	13	267	323	289	68	5.2
Beauport E. ....	219	-	73	70	65	11	5.0
Bedford .....	540	28	255	165	83	9	3.8
Beebe Plain .....	361	34	160	101	61	5	3.7
Bellefleur .....	208	16	54	69	57	12	4.8
Beloeil .....	690	17	283	233	132	25	4.3
Bernerville .....	198	14	70	56	53	5	4.4
Berthierville .....	691	20	236	225	179	31	4.6
Bic .....	238	15	90	59	58	16	4.5
Black Lake .....	572	17	185	180	164	26	4.7
Boucherville .....	365	17	145	113	75	15	4.3
Bourlamaque .....	549	12	191	216	125	5	4.3
Bromptonville .....	434	15	147	144	110	18	4.6

TABLE 5. Households by number of persons and average number of persons per household, for incorporated cities, towns and villages of 1,000 population and over, 1951 - Continued

TABLEAU 5. Ménages selon le nombre de personnes et moyenne de personnes par ménage, cités, villes et villages constitués de 1,000 et plus, 1951 - suite

City, town, or village Cité, ville ou village	Total	Households by number of persons Ménages selon le nombre de personnes					Average number of persons per household — Moyenne de personnes par ménage
		1	2-3	4-5	6-9	10+	
<b>Québec - Con. - suite</b>							
Brownsburg .....	790	32	333	256	155	14	4.1
Buckingham .....	1,370	42	472	504	313	39	4.4
Cabano .....	503	5	143	158	171	26	5.1
Cadillac .....	332	26	103	102	88	13	4.5
Cap-Chat .....	312	9	81	91	112	19	5.2
Cap-de-la-Madeleine .....	3,793	56	1,204	1,305	1,016	212	4.9
Causapsca .....	445	4	99	142	147	53	5.8
Chambly-Bassin .....	478	16	218	141	90	13	4.1
Chambly-Canton .....	398	14	163	148	67	6	4.1
Chambord .....	190	4	45	56	64	21	5.6
Chandler .....	391	5	85	110	146	45	5.8
Charlemagne .....	371	7	129	103	107	25	5.0
Charlesbourg .....	1,084	13	299	384	323	65	5.1
Charry .....	687	6	240	220	193	28	4.7
Châteauguay .....	519	17	214	186	88	14	4.1
Chicoutimi .....	3,875	48	938	1,197	1,332	360	5.5
Clermont .....	378	3	105	114	126	30	5.4
Coaticook .....	1,431	73	542	436	322	58	4.4
Contrecoeur .....	317	14	108	112	70	13	4.5
Cookshire .....	313	21	144	91	48	9	3.8
Côte-St-Luc .....	322	24	171	95	27	5	3.4
Courville .....	636	11	194	226	178	27	4.9
Cowansville .....	998	33	361	326	256	22	4.4
Danville .....	491	34	192	133	117	15	4.2
DeLéry .....	314	26	118	118	48	4	3.8
Deschailons-sur-St-Laurent .....	240	12	91	50	76	11	4.7
Deschênes .....	241	6	73	84	69	9	4.8
Disraël .....	486	24	190	132	118	22	4.4
Dolbeau .....	739	5	172	245	249	68	5.6
Donnacoona .....	770	13	282	232	204	39	4.7
Dorion .....	579	8	231	225	104	11	4.2
Dorval .....	1,279	32	511	508	209	19	4.0
Drummondville .....	3,160	105	1,132	1,132	689	102	4.4
Drummondville W. - O. ....	274	4	81	114	68	7	4.7
Duparquet .....	321	15	115	100	78	13	4.5
East Angus .....	845	29	340	265	184	27	4.3
Farnham .....	1,182	39	523	380	214	26	4.0
Ferme-Neuve .....	352	17	119	100	96	20	4.7
Fort-Coulonge .....	288	10	86	86	89	17	4.9
Gaspé .....	257	8	70	78	78	23	5.3
Gatineau .....	1,201	15	383	439	304	60	4.8
Giffard .....	1,276	13	395	430	369	69	4.9
Granby .....	4,990	155	1,960	1,658	1,041	176	4.3
Grand'Mère .....	2,390	54	830	844	569	93	4.6
Greenfield Park .....	848	29	346	330	134	9	4.0
Grenville .....	251	13	108	66	54	10	4.2
Hampstead .....	954	28	493	365	68	—	3.4
Hébertville-Station .....	183	2	43	53	68	17	5.7
Hudson .....	338	14	138	147	38	1	3.8
Hull .....	9,324	243	3,320	3,184	2,173	404	4.6
Huntingdon .....	703	38	309	220	123	13	3.9
Iberville .....	1,189	38	446	416	258	31	4.3
Jacques-Cartier .....	4,779	172	1,530	1,631	1,235	211	4.7
Joliette .....	3,251	75	1,116	1,064	877	119	4.6
Jonquières .....	3,755	25	856	1,132	1,351	391	5.7
Kénogami .....	1,763	19	436	548	576	184	5.6
Knowlton .....	294	32	129	87	39	7	3.6
Labelle .....	221	14	83	56	58	10	4.5
L'Abord-à-Plouffe .....	1,044	25	376	401	208	34	4.4
Lac-au-Saumon .....	257	10	47	76	99	25	5.7
Lachine .....	6,385	138	2,587	2,492	1,066	102	4.1
Lachute .....	1,475	54	587	519	284	31	4.1
Lacolle .....	259	13	122	72	45	7	3.9
Lac-St-Louis .....	283	6	116	74	77	10	4.6
La Guadeloupe .....	269	17	90	65	75	22	4.9

TABLE 5. Households by number of persons and average number of persons per household, for incorporated cities, towns and villages of 1,000 population and over, 1951 - Continued

TABLEAU 5. Ménages selon le nombre de personnes et moyenne de personnes par ménage, cités, villes et villages constitués de 1,000 et plus, 1951 - suite

City, town, or village Cité, ville ou village	Total	Households by number of persons Ménages selon le nombre de personnes					Average number of persons per household Moyenne de personnes par ménage
		1	2-3	4-5	6-9	10+	
<b>Québec - Con.-suite</b>							
La Malbaie .....	447	2	125	132	156	32	5.3
La Pérade .....	249	13	98	77	50	11	4.3
Laprairie .....	873	28	304	323	190	28	4.4
La Providence .....	615	8	254	219	121	13	4.3
Lasalle .....	2,788	54	1,165	1,049	460	60	4.1
La Sarre .....	520	18	139	184	140	39	5.1
L'Assomption .....	528	20	174	174	132	28	4.7
La Tuque .....	1,898	43	554	646	570	85	4.9
Laurentides .....	356	17	178	77	73	11	4.0
Lauzon .....	1,890	45	571	646	517	111	4.9
Laval-des-Rapides .....	833	23	308	288	182	32	4.4
Laval-Ouest .....	505	16	242	164	75	8	3.8
Le Moyne .....	901	21	323	326	202	29	4.5
Lennoxville .....	789	46	395	259	84	5	3.5
L'Épiphanie .....	517	8	201	155	122	31	4.7
Lévis .....	2,437	67	792	816	639	123	4.8
Longueuil .....	2,487	56	936	879	556	60	4.4
Loretteville .....	883	23	274	310	223	53	4.9
Louiseville .....	835	17	302	254	212	50	4.7
Luceville .....	208	11	65	56	61	15	5.0
Macamic .....	180	7	56	50	48	19	5.2
Mackayville .....	1,436	44	494	499	359	40	4.5
Magog .....	2,728	107	982	902	642	95	4.5
Malartic .....	1,225	51	369	413	344	48	4.7
Maniwaki .....	716	19	189	224	230	54	5.2
Marieville .....	662	25	293	205	122	17	4.1
Masson .....	311	7	106	91	95	12	4.7
Matane .....	1,182	25	311	387	391	68	5.2
McMasterville .....	366	10	160	135	50	11	4.1
Mégantic .....	1,341	57	477	416	335	56	4.5
Mistassini .....	408	10	100	127	124	47	5.6
Montebello .....	304	9	120	108	61	6	4.2
Mont-Joli .....	861	26	277	300	205	53	4.8
Mont-Laurier .....	920	32	297	282	257	52	4.8
Montmagny .....	1,152	23	358	388	311	72	4.9
Montmorency .....	1,116	22	300	354	370	70	5.2
Montréal .....	247,482	14,306	104,131	81,703	42,309	5,033	4.0
Montréal E. ....	962	11	278	393	254	26	4.7
Montréal N. ....	2,984	57	976	1,104	730	117	4.7
Montréal S. ....	972	25	372	342	207	26	4.3
Montréal W. - O. ....	1,004	39	443	393	128	1	3.7
Mont-Royal .....	3,112	68	1,419	1,357	262	6	3.7
Napierville .....	319	21	135	82	73	8	4.2
Naudville .....	261	1	74	79	81	26	5.4
Nicolet .....	563	19	186	177	152	29	4.8
Noranda .....	2,135	78	723	847	433	54	4.3
Normandie .....	288	7	70	83	96	32	5.8
N.-D.-d'Hébertville .....	211	5	41	62	75	28	6.1
N.-D.-de-Lorette .....	511	17	162	153	147	32	4.9
N.-D.-de-Portneuf .....	278	21	123	73	50	11	4.1
N.-D.-du-Lac .....	247	9	63	66	95	14	5.3
Ormstown .....	333	29	152	102	49	1	3.6
Outremont .....	7,419	277	3,100	2,776	1,211	55	3.9
Papineauville .....	261	30	111	65	52	3	3.8
Parent .....	256	22	79	76	67	12	4.6
Pierreville .....	338	29	125	83	91	10	4.2
Plessisville .....	1,050	30	359	336	270	55	4.7
Pointe-à-Gatineau .....	814	23	250	275	233	33	4.7
Pointe-au-Pic .....	233	10	71	72	74	6	4.7
Pointe-aux-Trembles .....	1,725	56	626	601	396	46	4.4
Pointe-Claire .....	2,254	40	978	954	264	18	3.8
Pont-Rouge .....	497	26	152	160	131	28	4.8
Pont-Viau .....	1,096	22	375	396	268	35	4.5
Port-Alfred .....	684	2	153	238	213	78	5.7
Price .....	536	14	127	183	181	31	5.2

TABLE 5. Households by number of persons and average number of persons per household, for incorporated cities, towns and villages of 1,000 population and over, 1951 - Continued

TABLEAU 5. Ménages selon le nombre de personnes et moyenne de personnes par ménage, cités, villes et villages constitués de 1,000 et plus, 1951 - suite

City, town, or village Cité, ville ou village	Total	Households by number of persons Ménages selon le nombre de personnes					Average number of persons per household Moyenne de personnes par ménage
		1	2-3	4-5	6-9	10+	
<b>Québec - Con. - suite</b>							
Princeville .....	409	11	146	121	108	23	4.8
Québec .....	34,970	1,718	12,982	10,985	7,805	1,480	4.4
Québec W. - O. ....	1,302	22	339	418	392	131	5.5
Rawdon .....	476	51	196	122	92	15	3.9
Richelieu .....	246	8	110	71	55	2	4.0
Richmond .....	848	51	355	287	137	18	4.0
Rigaud .....	324	9	127	114	68	6	4.1
Rimouski .....	2,100	38	591	686	649	136	5.1
Rivière-du-Loup .....	1,841	50	618	603	480	90	4.7
Rivière-du-Moulin .....	459	3	106	148	163	39	5.6
Roberval .....	767	9	175	233	275	75	5.6
Rock Island .....	450	41	190	160	54	5	3.6
Rouyn .....	3,016	140	1,014	996	729	137	4.6
St-Agathe-des-Monts .....	1,133	62	441	379	227	24	4.1
St-Alexis-de-la-Grande-Baie .....	466	6	83	121	189	67	6.3
St-Ambroise .....	165	1	35	35	70	24	6.2
St-Anne-de-Beaupré .....	355	13	119	115	100	8	4.6
St-Anne-de-Bellevue .....	818	28	338	293	141	18	4.1
St-Anne-de-Chicoutimi .....	645	6	116	190	244	89	6.1
St-Basile S. ....	310	16	120	96	67	11	4.3
St-Casimir .....	302	25	110	85	73	9	4.3
St-Césaire .....	403	24	181	116	72	10	4.0
St-Coeur-de-Marie .....	171	—	36	48	60	27	6.2
St-Croix .....	224	7	80	62	62	13	4.7
St-Cyrille .....	248	11	87	73	59	18	4.8
St-Émilien .....	271	3	71	64	94	39	6.0
St-Eustache .....	622	19	249	231	108	15	4.2
St-Eustache-sur-le-Lac .....	867	34	384	339	109	1	3.7
St-Félicien .....	471	2	116	147	162	44	5.5
St-Félix-de-Valois .....	278	14	119	80	51	14	4.2
St-Foy .....	770	10	225	286	218	31	4.9
St-Gabriel-de-Brandon .....	649	39	293	183	113	21	4.1
St-Geneviève-de-Pierrefonds .....	274	11	94	98	60	11	4.5
St-Georges (Beauce Co.) .....	580	19	200	188	147	26	4.6
St-Georges (Champlain Co.) .....	230	6	65	85	61	13	4.9
St-Georges W. - O. (Beauce Co.) .....	548	16	181	187	129	35	4.8
St-Hilaire .....	326	18	127	110	64	7	4.1
St-Hyacinthe .....	4,421	254	1,841	1,387	832	107	4.0
St-Jacques .....	365	19	143	94	88	21	4.5
St-Jean .....	4,088	151	1,587	1,440	827	83	4.2
St-Jean-de-Boischatel .....	248	9	58	87	79	15	5.2
St-Jérôme (Lac St-Jean E. Co.) .....	261	3	56	88	86	28	5.6
St-Jérôme (Terrebonne Co.) .....	3,990	159	1,494	1,364	852	121	4.3
St-Joseph (Beauce Co.) .....	502	21	179	138	141	23	4.7
St-Joseph (Drummond Co.) .....	1,446	57	507	466	361	55	4.5
St-Joseph (St-Hyacinthe Co.) .....	460	12	179	153	94	22	4.5
St-Joseph-d'Alma .....	1,338	16	294	372	478	178	5.9
St-Joseph-de-la-Rivière-Bleue .....	272	7	94	79	75	17	4.9
St-Joseph-de-Sorel .....	713	9	217	285	177	25	4.7
St-Jovite .....	343	20	132	109	71	11	4.2
St-Lambert .....	2,276	57	1,055	871	275	18	3.8
St-Laurent .....	4,976	85	2,226	1,908	681	76	3.9
St-Marc-des-Carières .....	465	12	141	158	115	39	5.0
St-Marie .....	514	25	188	158	112	31	4.5
St-Michel .....	2,257	37	788	834	518	80	4.5
St-Pacôme .....	235	5	71	73	73	13	5.1
St-Pascal .....	350	14	122	100	89	25	4.8
St-Pie .....	298	21	136	78	58	5	3.9
St-Pierre .....	1,180	21	461	462	215	21	4.2
St-Raymond .....	650	11	226	215	166	32	4.7
St-Rémi .....	412	15	166	130	85	16	4.4
St-Rosalie .....	232	9	93	70	48	12	4.4
St-Rose .....	888	28	385	306	155	14	4.0
St-Sauveur-des-Monts .....	299	40	127	85	44	3	3.5
St-Siméon .....	189	6	31	58	74	20	5.8

TABLE 5. Households by number of persons and average number of persons per household, for incorporated cities, towns and villages of 1,000 population and over, 1951 - Continued

TABLEAU 5. Ménages selon le nombre de personnes et moyenne de personnes par ménage, cités, villes et villages constitués de 1,000 et plus, 1951 - suite

City, town, or village Cité, ville ou village	Total	Households by number of persons Ménages selon le nombre de personnes					Average number of persons per household Moyenne de personnes par ménage
		1	2-3	4-5	6-9	10+	
<b>Québec - Con. - fin</b>							
Ste-Thècle .....	286	8	81	94	84	19	5.1
Ste-Thérèse .....	1,555	30	559	574	351	41	4.4
St-Tite .....	554	12	169	175	160	38	5.1
Sayabec .....	409	13	113	108	139	36	5.3
Scotstown .....	331	20	144	104	52	11	4.0
Senneterre .....	331	18	104	85	106	18	5.0
Sept-Îles .....	337	13	75	114	114	21	5.2
Shawinigan Falls .....	5,670	123	1,937	1,954	1,433	223	4.7
Shawinigan S. ....	1,336	14	412	452	381	77	4.9
Shawville .....	326	32	142	105	42	5	3.6
Sherbrooke .....	11,543	540	4,697	3,789	2,248	269	4.1
Sillery .....	2,155	50	711	791	551	52	4.5
Sorel .....	3,068	60	975	1,090	837	106	4.7
Sutton .....	368	37	164	98	67	2	3.7
Tadoussac .....	163	3	34	31	67	28	6.4
Témiscaming .....	534	5	145	223	133	28	4.9
Templeton .....	357	11	118	101	108	19	4.9
Terrebonne .....	730	18	300	232	153	27	4.3
Theftord Mines .....	3,328	90	1,241	1,093	782	122	4.5
Thurso .....	425	8	147	147	110	13	4.6
Trois-Pistoles .....	721	24	233	220	202	42	4.8
Trois-Rivières .....	9,528	304	3,371	3,124	2,337	392	4.6
Val-d'Or .....	1,818	53	594	642	467	62	4.6
Valleyfield (Salaberry-de) .....	4,889	114	1,746	1,733	1,139	157	4.5
Vallée-Jonction .....	274	11	99	89	62	13	4.5
Varenes .....	230	11	88	70	57	4	4.3
Verchères .....	281	10	113	93	57	8	4.2
Verdun .....	19,806	543	9,211	7,271	2,611	170	3.8
Victoriaville .....	2,891	98	1,069	908	702	114	4.5
Ville-Marie .....	238	5	74	80	62	17	5.0
Warwick .....	438	10	152	131	123	22	4.8
Waterloo .....	973	53	392	317	192	19	4.1
Waterville .....	251	14	101	84	45	7	4.2
Weedon-Centre .....	230	13	83	63	61	10	4.5
Westmount .....	6,260	429	2,865	1,921	958	87	3.8
Windsor .....	1,047	29	391	347	238	42	4.5
<b>Ontario</b>							
Acton .....	780	32	394	249	100	5	3.6
Alexandria .....	549	44	241	156	94	14	3.9
Alliston .....	603	68	302	181	47	5	3.3
Almonte .....	779	87	380	202	101	9	3.4
Amherstburg .....	955	68	422	297	150	18	3.8
Arnprior .....	1,155	79	514	371	175	16	3.8
Arthur .....	348	55	170	90	32	1	3.1
Aurora .....	980	79	486	319	87	9	3.4
Aylmer .....	1,111	127	599	302	77	6	3.1
Bancroft .....	373	28	182	109	52	2	3.6
Barrie .....	3,522	265	1,728	1,108	393	28	3.5
Barry's Bay .....	305	27	117	96	61	4	3.9
Beamsville .....	520	48	265	158	48	1	3.3
Beaverton .....	319	40	169	79	28	3	3.2
Belle River .....	391	38	177	108	61	7	3.7
Belleville .....	5,466	358	2,727	1,738	601	42	3.5
Blenheim .....	772	121	364	208	76	3	3.2
Blind River .....	546	35	190	169	133	19	4.4
Bobcaygeon .....	408	69	212	105	22	-	2.9
Bowmanville .....	1,560	123	760	512	156	9	3.5
Bracebridge .....	772	57	388	244	77	6	3.5
Bradford .....	426	51	190	133	49	3	3.4
Brampton .....	2,315	151	1,135	736	268	25	3.6
Brantford .....	10,373	765	5,165	3,272	1,096	75	3.5
Bridgeport .....	304	10	140	118	36	-	3.7

TABLE 5. Households by number of persons and average number of persons per household, for incorporated cities, towns and villages of 1,000 population and over, 1951 - Continued

TABLEAU 5. Ménages selon le nombre de personnes et moyenne de personnes par ménage, cités, villes et villages constitués de 1,000 et plus, 1951 - suite

City, town, or village Cité, ville ou village	Total	Households by number of persons Ménages selon le nombre de personnes					Average number of persons per household — Moyenne de personnes par ménage
		1	2-3	4-5	6-9	10+	
<b>Ontario—Con.—suite</b>							
Brighton .....	586	56	311	151	62	6	3.4
Brockville .....	3,384	227	1,657	1,052	418	30	3.6
Burlington .....	1,728	106	839	623	151	9	3.5
Burlington Beach .....	748	30	333	271	112	2	3.8
Caledonia .....	508	51	254	151	48	4	3.3
Campbellford .....	1,045	129	564	267	84	1	3.1
Capreol .....	498	25	214	172	81	6	3.9
Cardinal .....	476	22	228	157	65	4	3.7
Carleton Place .....	1,391	119	714	398	155	5	3.4
Casselton .....	283	18	120	83	53	9	4.1
Chatham .....	6,105	654	2,956	1,782	663	50	3.4
Chelmsford .....	264	17	77	84	79	7	4.6
Chesley .....	542	56	320	122	41	3	3.1
Chesterville .....	309	32	147	93	33	4	3.5
Chippawa .....	485	29	224	174	55	3	3.6
Clinton .....	809	90	441	219	57	2	3.1
Cobalt .....	574	48	281	150	84	11	3.7
Cobourg .....	1,998	223	960	600	204	11	3.3
Cochrane .....	810	37	307	304	140	22	4.1
Colborne .....	339	39	186	84	26	4	3.2
Collingwood .....	2,191	244	1,093	614	219	21	3.3
Coniston .....	514	20	174	203	105	12	4.4
Copper Cliff .....	964	25	359	410	164	6	4.0
Cornwall .....	4,099	177	1,653	1,478	706	85	4.0
Crystal Beach .....	386	56	192	104	34	—	3.1
Delhi .....	782	69	421	239	51	2	3.2
Deseronto .....	467	66	223	121	54	3	3.2
Dresden .....	654	96	320	177	58	3	3.1
Dryden .....	689	41	276	268	102	2	3.8
Dundas .....	1,831	110	835	635	241	10	3.6
Dunnville .....	1,303	126	638	394	130	15	3.4
Durham .....	613	107	309	150	41	6	3.0
Eastview .....	3,190	63	1,261	1,151	633	82	4.3
Eganville .....	334	27	139	106	56	6	3.9
Elmira .....	712	32	364	235	78	3	3.5
Elora .....	410	44	208	114	44	—	3.3
Englehart .....	453	46	207	146	49	5	3.5
Essex .....	775	49	391	249	81	5	3.5
Exeter .....	843	99	477	220	45	2	3.0
Fenelon Falls .....	426	58	222	111	33	2	3.1
Fergus .....	1,019	73	538	326	80	2	3.3
Fonthill .....	411	31	212	130	38	—	3.4
Forest .....	603	110	304	145	40	4	3.0
Forest Hill .....	4,250	252	1,942	1,551	487	18	3.6
Fort Erie .....	2,266	171	1,183	717	188	7	3.3
Fort Frances .....	2,136	148	922	736	312	18	3.7
Fort William .....	9,297	519	4,233	3,351	1,129	65	3.7
Frankford .....	412	47	194	126	43	2	3.4
Galt .....	5,472	382	2,703	1,767	575	45	3.5
Gananoque .....	1,319	123	636	403	148	9	3.5
Georgetown .....	1,022	83	528	313	95	3	3.3
Geraldton .....	825	56	324	319	117	9	3.9
Goderich .....	1,546	197	792	421	127	9	3.2
Gravenhurst .....	885	93	428	264	92	8	3.4
Grimsby .....	849	78	457	251	60	3	3.2
Guelph .....	7,104	370	3,285	2,365	996	88	3.8
Hagersville .....	539	59	269	161	47	3	3.2
Halleybury .....	584	54	261	190	71	8	3.6
Hamilton .....	55,337	3,263	25,790	18,294	7,234	756	3.7
Hanover .....	1,033	81	541	299	106	6	3.4
Harriston .....	465	58	244	118	38	7	3.2
Harrow .....	434	42	210	124	55	3	3.5
Havelock .....	361	48	179	105	28	1	3.1
Hawkesbury .....	1,516	34	517	479	420	66	4.7
Hearst .....	345	19	111	116	87	12	4.6

TABLE 5. Households by number of persons and average number of persons per household, for incorporated cities, towns and villages of 1,000 population and over, 1951 - Continued

TABLEAU 5. Ménages selon le nombre de personnes et moyenne de personnes par ménage, cités, villes et villages constitués de 1,000 et plus, 1951 - suite

City, town, or village Cité, ville ou village	Total	Households by number of persons Ménages selon le nombre de personnes					Average number of persons per household — Moyenne de personnes par ménage
		1	2-3	4-5	6-9	10 +	
<b>Ontario - Con. - suite</b>							
Hespeler.....	1,032	53	500	338	132	9	3.6
Humberstone .....	1,041	69	435	393	137	7	3.7
Huntsville .....	945	79	459	283	117	7	3.5
Ingersoll .....	1,947	186	976	576	201	8	3.3
Iroquois .....	325	47	147	95	34	2	3.3
Iroquois Falls .....	323	6	134	140	41	2	3.9
Kapuskasing .....	1,048	31	371	434	184	28	4.4
Keewatin .....	474	30	246	153	43	2	3.4
Kemptville .....	481	70	255	117	38	1	3.1
Kenora .....	2,398	161	1,092	876	260	9	3.6
Kincardine .....	802	82	414	212	88	6	3.3
Kingston .....	8,708	611	4,070	2,712	1,165	150	3.7
Kingsville .....	799	79	411	239	66	4	3.3
Kitchener .....	11,571	645	5,098	3,976	1,673	179	3.8
Lakefield .....	487	46	247	128	61	5	3.5
La Salle .....	493	24	222	178	62	7	3.8
Leamington .....	2,152	186	1,161	618	178	9	3.2
Leaside .....	4,644	119	2,286	1,904	331	4	3.5
Levack .....	388	10	135	170	70	3	4.2
Lindsay .....	2,728	220	1,366	798	314	30	3.5
Listowel .....	1,023	94	514	303	102	10	3.4
Little Current .....	370	26	168	117	56	3	3.7
London .....	26,384	2,069	13,291	7,808	2,908	308	3.5
Long Branch .....	2,248	76	967	854	330	21	3.9
Madoc .....	398	60	194	108	35	1	3.1
Markdale .....	301	41	169	65	26	—	3.0
Markham .....	441	33	197	145	63	3	3.6
Marmora .....	333	32	176	87	36	2	3.4
Mattawa .....	674	39	242	202	157	34	4.5
Meaford .....	1,018	97	585	238	96	2	3.1
Merritton .....	1,275	63	600	439	160	13	3.7
Midland .....	1,957	142	912	622	258	25	3.6
Milton .....	703	66	326	234	73	4	3.4
Milverton .....	319	21	174	96	27	1	3.3
Mimico .....	3,016	98	1,398	1,071	428	21	3.8
Mitchell .....	649	113	326	154	54	2	3.0
Morrisburg .....	549	57	276	156	53	7	3.4
Mount Forest .....	706	86	369	162	86	3	3.2
Napanee .....	1,193	142	607	309	128	7	3.3
New Hamburg .....	488	46	233	145	59	5	3.5
New Liskeard .....	1,126	80	522	351	158	15	3.7
Newmarket .....	1,471	95	689	486	188	13	3.6
New Toronto .....	2,359	47	955	913	415	29	4.1
Niagara .....	613	69	279	197	65	3	3.4
Niagara Falls .....	6,104	367	2,831	1,994	799	113	3.7
North Bay .....	4,402	214	1,839	1,501	751	97	4.0
Norwich .....	494	96	241	120	34	3	2.9
Oakville .....	1,916	136	891	657	213	19	3.6
Orangeville .....	990	110	510	280	85	5	3.3
Orillia .....	3,430	259	1,680	1,087	374	30	3.5
Oshawa .....	11,225	493	5,419	3,871	1,322	120	3.7
Ottawa .....	48,968	3,186	20,633	16,201	7,847	1,101	3.9
Owen Sound .....	4,466	340	1,996	1,502	578	50	3.6
Palmerston .....	500	45	281	132	39	3	3.1
Paris .....	1,535	145	767	451	163	9	3.4
Parry Sound .....	1,363	109	603	426	200	25	3.8
Pembroke .....	3,047	152	1,276	999	553	67	4.0
Penetanguishene .....	1,044	64	417	309	237	17	4.1
Perth .....	1,378	116	659	408	180	15	3.6
Peterborough .....	10,018	537	4,493	3,479	1,398	111	3.8
Petrolia .....	907	98	455	268	80	6	3.3
Pictou .....	1,368	185	710	364	100	9	3.1
Point Edward .....	483	32	219	158	64	10	3.8
Port Arthur .....	8,426	595	3,859	2,922	959	91	3.6
Port Colborne .....	2,131	103	912	765	318	33	3.9



TABLE 5. Households by number of persons and average number of persons per household, for incorporated cities, towns and villages of 1,000 population and over, 1951 - Continued

TABLEAU 5. Ménages selon le nombre de personnes et moyenne de personnes par ménage, cités, villes et villages constitués de 1,000 et plus, 1951 - suite

City, town, or village Cité, ville ou village	Total	Households by number of persons Ménages selon le nombre de personnes					Average number of persons per household Moyenne de personnes par ménage
		1	2-3	4-5	6-9	10+	
<b>Ontario - Con. - suite</b>							
Port Credit .....	974	43	431	368	122	10	3.7
Port Dalhousie .....	736	40	348	269	76	3	3.6
Port Dover .....	728	87	356	218	60	7	3.3
Port Elgin .....	538	103	275	123	35	2	2.9
Port Hope .....	1,978	184	1,020	589	176	9	3.3
Port Perry .....	539	56	289	148	42	4	3.2
Portsmouth .....	358	16	162	130	46	4	3.8
Port Stanley .....	449	56	220	120	46	7	3.3
Prescott .....	998	87	485	294	124	8	3.5
Preston .....	2,033	137	914	700	259	23	3.7
Rainy River .....	379	21	195	121	39	3	3.6
Renfrew .....	1,849	96	786	649	288	30	3.9
Richmond Hill .....	627	47	295	224	56	5	3.4
Ridgetown .....	757	94	385	213	63	2	3.1
Riverside .....	2,502	90	1,189	926	275	22	3.7
Rockcliffe Park .....	384	14	136	163	69	2	4.1
Rockland .....	512	24	176	158	130	24	4.6
St. Catharines .....	10,383	627	4,985	3,462	1,197	112	3.6
St. Mary's .....	1,244	157	642	322	116	7	3.2
St. Thomas .....	5,541	503	2,980	1,582	453	23	3.2
Sarnia .....	9,380	621	4,298	3,155	1,195	111	3.7
Sault Ste. Marie .....	7,856	334	3,180	2,760	1,443	139	4.1
Seaforth .....	648	92	325	151	75	5	3.2
Shelburne .....	416	67	240	81	27	1	2.8
Simcoe .....	2,212	261	1,084	667	190	10	3.3
Sioux Lookout .....	639	44	304	189	98	4	3.6
Smith's Falls .....	2,405	167	1,227	727	257	27	3.5
Smooth Rock Falls .....	218	3	73	77	57	8	4.6
Southampton .....	522	68	262	136	53	3	3.2
Stayner .....	418	49	237	97	34	1	3.1
Stirling .....	370	57	194	100	18	1	3.0
Stoney Creek .....	559	29	277	212	38	3	3.4
Stouffville .....	528	62	281	132	48	5	3.1
Stratford .....	5,446	399	2,800	1,714	496	37	3.4
Strathroy .....	1,151	155	594	278	111	13	3.2
Streetsville .....	318	19	143	123	30	3	3.6
Sturgeon Falls .....	1,046	58	332	327	282	47	4.6
Sudbury .....	9,452	327	3,607	3,271	1,844	403	4.4
Sutton .....	339	32	167	102	37	1	3.4
Swansea .....	2,402	117	1,330	745	200	10	3.4
Tavistock .....	345	40	170	105	29	1	3.2
Tecumseh .....	895	48	386	298	145	18	3.9
Thessalon .....	426	49	179	122	68	8	3.7
Thorold .....	1,677	88	725	615	231	18	3.8
Tilbury .....	723	48	324	243	102	6	3.7
Tillsonburg .....	1,625	162	836	472	147	8	3.3
Timmins .....	6,919	358	2,801	2,506	1,134	120	4.0
Toronto .....	157,174	9,856	62,562	48,732	29,958	6,066	4.2
Trenton .....	2,772	200	1,275	927	339	31	3.6
Tweed .....	438	35	216	133	51	3	3.5
Uxbridge .....	545	68	284	140	44	9	3.2
Vankleek Hill .....	400	50	172	106	66	6	3.7
Walkerton .....	871	72	410	263	115	11	3.6
Wallaceburg .....	2,175	197	1,021	685	261	11	3.5
Waterdown .....	366	26	155	138	43	4	3.7
Waterford .....	559	75	289	147	43	5	3.1
Waterloo .....	3,044	111	1,300	1,143	452	38	3.9
Watford .....	375	62	183	93	35	2	3.1
Welland .....	3,933	174	1,758	1,357	585	59	3.9
West Lorne .....	321	40	164	85	30	2	3.2
Weston .....	2,242	61	988	871	298	24	3.9
Wheatley .....	321	35	158	107	21	-	3.2
Whitby .....	1,442	86	690	461	185	20	3.6
Warton .....	598	90	292	139	71	6	3.3
Winchester .....	385	52	201	97	34	1	3.1

TABLE 5. Households by number of persons and average number of persons per household, for incorporated cities, towns and villages of 1,000 population and over, 1951 - Continued

TABLEAU 5. Ménages selon le nombre de personnes et moyenne de personnes par ménage, cités, villes et villages constitués de 1,000 et plus, 1951 - suite

City, town, or village Cité, ville ou village	Total	Households by number of persons Ménages selon le nombre de personnes					Average number of persons per household Moyenne de personnes par ménage
		1	2-3	4-5	6-9	10+	
<b>Ontario - Con. - fin</b>							
Windsor .....	31,813	2,018	14,339	10,804	4,268	384	3.7
Wingham .....	794	98	401	220	72	3	3.2
Woodbridge .....	460	21	222	158	56	3	3.7
Woodstock .....	4,635	386	2,429	1,384	419	17	3.3
<b>Manitoba</b>							
Altona .....	394	33	185	113	59	4	3.6
Beauséjour .....	414	38	211	121	44	-	3.3
Boissevain .....	332	40	179	93	19	1	3.1
Brandon .....	5,359	447	2,642	1,717	519	34	3.4
Brooklands .....	773	39	349	267	109	9	3.8
Carman .....	543	49	281	151	56	6	3.4
Dauphin .....	1,600	116	687	558	224	15	3.7
Flin Flon .....	2,522	131	1,104	937	317	33	3.8
Gimli .....	359	33	168	116	41	1	3.5
Killarney .....	411	56	220	100	35	-	3.0
Minnedosa .....	625	74	310	185	54	2	3.2
Morden .....	524	48	249	155	71	1	3.5
Morris .....	340	32	159	108	38	3	3.5
Neepawa .....	904	116	455	252	76	5	3.2
Portage la Prairie .....	2,094	177	957	654	268	38	3.7
Powerview .....	254	12	93	94	48	7	4.2
Rivers .....	355	17	191	122	24	1	3.4
Roblin .....	323	45	154	87	34	3	3.2
Russell .....	304	22	147	100	35	-	3.5
St. Boniface .....	6,623	287	3,084	2,298	872	62	3.8
Selkirk .....	1,310	80	545	483	193	9	3.8
Souris .....	525	62	293	139	31	-	3.0
Steinbach .....	530	29	213	199	81	8	3.9
Stonewall .....	305	30	155	85	32	3	3.4
Swan River .....	602	44	261	203	87	7	3.7
The Pas .....	847	75	337	296	122	17	3.9
Transcona .....	1,881	89	927	656	203	6	3.6
Tuxedo .....	328	12	117	136	56	7	4.2
Virten .....	586	90	321	139	34	2	2.9
Winkler .....	366	36	168	107	51	4	3.6
Winnipeg .....	64,629	4,657	32,184	19,897	6,738	1,153	3.6
<b>Saskatchewan</b>							
Assinibola .....	543	43	279	152	66	3	3.4
Battleford .....	292	27	108	100	47	10	4.1
Biggar .....	627	58	302	194	69	4	3.4
Canora .....	446	65	208	120	48	5	3.3
Estevan .....	1,153	136	545	328	138	6	3.4
Eston .....	390	59	173	121	33	4	3.3
Gravelbourg .....	273	37	109	76	43	8	3.8
Grenfell .....	319	54	137	102	26	-	3.1
Hudson Bay .....	317	36	136	104	38	3	3.5
Humboldt .....	648	60	283	205	92	8	3.7
Indian Head .....	443	50	221	129	37	6	3.3
Kamsack .....	721	82	360	224	54	1	3.2
Kindersley .....	518	55	259	155	47	2	3.3
Lloydminster (pt.) <sup>1</sup> .....	648	74	298	208	63	5	3.4
Maple Creek .....	504	82	240	127	50	5	3.2
Meadow Lake .....	518	48	225	166	74	5	3.7
Melfort .....	850	111	392	253	89	5	3.4
Melville .....	1,224	85	581	392	158	8	3.6
Moose Jaw .....	7,317	989	3,553	2,078	652	45	3.2
Moosomin .....	375	50	183	110	31	1	3.2
Nipawin .....	925	103	449	305	66	2	3.2
North Battleford .....	1,990	173	864	666	256	31	3.7
Prince Albert .....	4,354	394	1,827	1,473	608	52	3.7

1. For other part see under "Alberta", page 5-11. - Pour l'autre partie voir sous "Alberta", page 5-11.

TABLE 5. Households by number of persons and average number of persons per household, for incorporated cities, towns and villages of 1,000 population and over, 1951 - Continued

TABLEAU 5. Ménages selon le nombre de personnes et moyenne de personnes par ménage, cités, villes et villages constitués de 1,000 et plus, 1951 - suite

City, town, or village Cité, ville ou village	Total	Households by number of persons Ménages selon le nombre de personnes					Average number of persons per household Moyenne de personnes par ménage
		1	2-3	4-5	6-9	10+	
<b>Saskatchewan - Con.-fin</b>							
Regina .....	19,161	1,762	8,716	6,103	2,287	293	3.6
Rosetown .....	542	72	244	173	51	2	3.3
Rosthern .....	327	23	160	99	42	3	3.5
Saskatoon .....	14,982	1,508	7,168	4,625	1,540	141	3.4
Shaunavon .....	478	74	210	144	46	4	3.3
Sutherland .....	383	26	187	130	39	1	3.5
Swift Current .....	2,271	285	1,108	656	214	8	3.3
Tisdale .....	648	104	284	192	64	4	3.2
Unity .....	368	39	179	113	36	1	3.3
Wadena .....	309	47	131	97	33	1	3.3
Watrous .....	399	69	201	88	41	-	3.0
Weyburn .....	1,416	111	689	438	163	15	3.5
Wilkie .....	441	51	188	147	51	4	3.5
Wynyard .....	366	31	166	127	40	2	3.5
Yorkton .....	1,865	149	803	639	245	29	3.7
<b>Alberta</b>							
Athabasca .....	300	42	126	97	34	1	3.5
Barrhead .....	336	33	142	114	46	1	3.6
Beverly .....	556	38	217	216	82	3	3.9
Black Diamond .....	314	30	124	119	39	2	3.7
Blairmore .....	620	77	315	197	31	-	3.1
Bonnyville .....	270	35	99	71	59	6	4.0
Bowness .....	806	67	325	323	87	4	3.6
Brooks .....	499	67	236	148	47	1	3.2
Calgary .....	37,711	4,246	18,676	11,305	3,219	265	3.3
Camrose .....	1,016	97	427	337	143	12	3.7
Cardston .....	652	67	262	187	127	9	3.8
Clareholm .....	469	51	249	125	42	2	3.1
Coleman .....	556	42	274	194	44	2	3.4
Didsbury .....	339	38	164	100	35	2	3.3
Drumheller .....	801	108	387	237	65	4	3.2
Edmonton .....	42,922	3,816	19,329	14,284	5,060	433	3.6
Edson .....	548	59	253	159	76	1	3.5
Forest Lawn .....	267	16	92	116	38	5	4.0
Fort Saskatchewan .....	215	40	88	52	32	3	3.4
Grande Prairie .....	748	83	322	257	84	2	3.5
Hanna .....	581	55	302	157	62	5	3.4
High Prairie .....	309	38	121	107	40	3	3.6
High River .....	569	66	291	167	39	6	3.2
Innisfail .....	408	42	189	127	48	2	3.4
Jasper Place .....	2,355	161	915	880	380	19	3.9
Lacombe .....	654	67	307	212	63	5	3.4
Leduc .....	525	52	242	159	68	4	3.5
Lethbridge .....	6,580	712	3,008	2,123	679	58	3.4
Lloydminster (pt.) .....	498	62	227	149	56	4	3.4
Macleod .....	586	84	288	163	49	2	3.1
Magrath .....	361	52	136	109	58	6	3.6
McLennan .....	268	43	90	84	40	11	3.9
Medicine Hat .....	4,926	505	2,486	1,481	428	26	3.3
Olds .....	482	50	242	139	49	2	3.3
Peace River .....	460	42	214	152	49	3	3.5
Pincher Creek .....	450	83	206	116	44	1	3.1
Ponoka .....	756	80	356	239	78	3	3.4
Raymond .....	518	31	171	204	106	6	4.1
Redcliff .....	430	50	167	152	58	3	3.6
Red Deer .....	2,099	204	1,009	698	175	13	3.3
Redwater .....	358	19	172	130	33	4	3.6
Rocky Mountain House .....	309	32	121	121	31	4	3.6
St. Albert .....	192	16	58	64	46	8	4.4

1. For other part see under "Saskatchewan", page 5-10. - Pour l'autre partie voir sous "Saskatchewan", page 5-10.

**TABLE 5. Households by number of persons and average number of persons per household, for incorporated cities, towns and villages of 1,000 population and over, 1951 - Concluded**

**TABLEAU 5. Ménages selon le nombre de personnes et moyenne de personnes par ménage, cités, villes et villages constitués de 1,000 et plus, 1951 - fin**

City, town, or village Cité, ville ou village	Total	Households by number of persons Ménages selon le nombre de personnes					Average number of persons per household Moyenne de personnes par ménage
		1	2-3	4-5	6-9	10+	
<b>Alberta - Con. - fin</b>							
St. Paul .....	362	33	154	106	64	5	3.8
Stettler .....	636	48	280	205	95	8	3.7
Taber .....	807	78	317	284	123	5	3.7
Three Hills .....	287	29	139	80	39	-	3.4
Vegreville .....	620	90	256	201	64	9	3.4
Vermilion .....	598	91	293	140	67	7	3.2
Vulcan .....	312	39	146	103	24	-	3.2
Wainwright .....	531	46	250	159	68	8	3.6
Westlock .....	308	30	131	109	35	3	3.6
Wetaskiwin .....	1,056	119	445	347	136	9	3.5
<b>British Columbia</b>							
Alberni .....	938	69	445	314	104	6	3.5
Armstrong .....	372	64	178	99	31	-	3.0
Campbell River .....	620	83	308	187	41	1	3.1
Castlegar .....	380	32	152	164	32	-	3.5
Chilliwack .....	1,823	207	990	492	123	11	3.1
Courtenay .....	819	105	420	247	46	1	3.1
Cranberry Lake .....	393	32	183	138	38	2	3.4
Cranbrook .....	1,016	102	427	376	101	10	3.5
Creston .....	490	71	213	151	52	3	3.3
Dawson Creek .....	1,003	118	414	343	123	5	3.5
Duncan .....	840	89	423	247	79	2	3.2
Fernie .....	737	69	364	232	69	3	3.3
Grand Forks .....	526	78	256	142	49	1	3.1
Hope .....	489	60	223	150	52	4	3.4
Kamloops .....	2,367	274	1,149	737	197	10	3.3
Kelowna .....	2,616	287	1,317	776	223	13	3.2
Kimberley .....	1,592	91	669	663	163	6	3.7
Ladysmith .....	621	56	335	192	37	1	3.2
Lake Cowichan .....	461	38	194	194	35	-	3.5
Merritt .....	386	74	168	103	36	5	3.2
Mission City .....	799	75	393	261	66	4	3.3
Nanaimo .....	2,274	258	1,202	663	143	8	3.1
Nelson .....	2,074	283	1,003	622	161	5	3.1
New Westminster .....	7,984	886	3,818	2,515	711	54	3.3
North Kamloops .....	567	51	261	198	54	3	3.5
North Vancouver .....	4,537	331	2,206	1,580	397	23	3.4
Oliver .....	310	42	145	105	17	1	3.1
Penticton .....	3,110	272	1,478	1,059	288	13	3.4
Port Alberni .....	2,255	185	1,064	801	196	9	3.4
Port Coquitlam .....	957	110	452	302	87	6	3.3
Port Moody .....	645	53	311	213	64	4	3.4
Prince George .....	1,235	112	518	444	151	10	3.6
Prince Rupert .....	2,429	296	1,124	782	207	20	3.3
Quesnel .....	460	68	197	149	42	4	3.3
Revelstoke .....	866	69	432	297	66	2	3.3
Rossland .....	1,204	95	466	471	160	12	3.8
Salmon Arm .....	375	53	181	110	28	3	3.2
Smithers .....	350	61	141	114	32	2	3.3
Trail .....	3,150	243	1,454	1,148	287	18	3.5
Vancouver .....	101,330	11,124	52,105	28,899	8,163	1,039	3.3
Vernon .....	2,209	226	1,067	698	200	18	3.4
Victoria .....	15,788	2,160	8,402	3,874	1,223	129	3.1
Westview .....	1,038	86	502	357	91	2	3.4

TABLE 6. Occupied dwellings by tenure, for counties and census divisions, rural farm, rural non-farm, and urban, 1951

TABLEAU 6. Logements occupés selon le mode d'occupation, comtés et divisions de recensement, régions rurales agricoles, rurales non agricoles, et urbaines, 1951

Locality Localité	Total	Tenure Mode d'occupation		Locality Localité	Total	Tenure Mode d'occupation	
		Owner-occupied Occupés par leurs propriétaires	Tenant-occupied Occupés par des locataires			Owner-occupied Occupés par leurs propriétaires	Tenant-occupied Occupés par des locataires
<b>CANADA</b> .....	<b>3,409,295</b>	<b>2,236,955</b>	<b>1,172,340</b>	<b>Prince Edward Island</b> .....	<b>22,455</b>	<b>18,305</b>	<b>4,150</b>
Rural - Rurale .....	1,254,260	1,028,780	225,480	Rural - Rurale .....	16,880	15,325	1,555
Farm - Agricole .....	629,785	570,260	59,525	Farm - Agricole .....	10,650	10,280	370
Non-farm - Non agricole .....	624,475	458,520	165,955	Non-farm - Non agricole .....	6,230	5,045	1,185
Urban - Urbaine .....	2,155,035	1,208,175	946,860	Urban - Urbaine .....	5,575	2,980	2,595
<b>Newfoundland</b> .....	<b>70,980</b>	<b>61,540</b>	<b>9,440</b>	Kings .....	4,315	4,020	295
Rural - Rurale .....	41,245	39,435	1,810	Rural - Rurale .....	3,785	3,620	165
Farm - Agricole .....	2,890	2,825	--	Farm - Agricole .....	2,615	2,600	--
Non-farm - Non agricole .....	38,355	36,610	1,745	Non-farm - Non agricole .....	1,170	1,020	150
Urban - Urbaine .....	29,735	22,105	7,630	Urban - Urbaine .....	530	400	130
Division No. 1 .....	29,960	24,195	5,765	Prince .....	8,380	6,970	1,410
Rural - Rurale .....	12,600	12,045	555	Rural - Rurale .....	6,850	5,985	865
Farm - Agricole .....	1,395	1,350	--	Farm - Agricole .....	3,880	3,685	195
Non-farm - Non agricole .....	11,205	10,695	510	Non-farm - Non agricole .....	2,970	2,300	670
Urban - Urbaine .....	17,360	12,150	5,210	Urban - Urbaine .....	1,530	985	545
Division No. 2 .....	4,760	4,595	165	Queens .....	9,760	7,315	2,445
Rural - Rurale .....	3,730	3,600	130	Rural - Rurale .....	6,245	5,720	525
Farm - Agricole .....	--	--	--	Farm - Agricole .....	4,155	3,995	160
Non-farm - Non agricole .....	3,680	3,550	130	Non-farm - Non agricole .....	2,090	1,725	365
Urban - Urbaine .....	1,030	995	--	Urban - Urbaine .....	3,515	1,595	1,920
Division No. 3 .....	4,055	3,865	190	<b>Nova Scotia</b> .....	<b>149,555</b>	<b>113,945</b>	<b>35,610</b>
Rural - Rurale .....	3,530	3,420	110	Rural - Rurale .....	71,125	62,865	8,260
Farm - Agricole .....	--	--	--	Farm - Agricole .....	25,750	24,345	1,405
Non-farm - Non agricole .....	3,515	3,405	110	Non-farm - Non agricole .....	45,375	38,520	6,855
Urban - Urbaine .....	525	445	--	Urban - Urbaine .....	78,430	51,080	27,350
Division No. 4 .....	2,795	2,525	270	Annapolis .....	5,390	4,240	1,150
Rural - Rurale .....	2,155	2,070	--	Rural - Rurale .....	4,715	3,705	1,010
Farm - Agricole .....	955	945	--	Farm - Agricole .....	1,970	1,805	165
Non-farm - Non agricole .....	1,200	1,125	--	Non-farm - Non agricole .....	2,745	1,900	845
Urban - Urbaine .....	640	455	185	Urban - Urbaine .....	675	535	140
Division No. 5 .....	5,085	4,430	655	Antigonish .....	2,435	2,085	350
Rural - Rurale .....	1,265	1,150	115	Rural - Rurale .....	1,835	1,710	125
Farm - Agricole .....	195	190	--	Farm - Agricole .....	1,280	1,245	--
Non-farm - Non agricole .....	1,070	960	110	Non-farm - Non agricole .....	555	465	--
Urban - Urbaine .....	3,820	3,280	540	Urban - Urbaine .....	600	375	225
Division No. 6 .....	4,940	3,355	1,585	Cape Breton .....	24,865	19,685	5,180
Rural - Rurale .....	925	780	145	Rural - Rurale .....	5,370	4,705	665
Farm - Agricole .....	--	--	--	Farm - Agricole .....	1,545	1,480	--
Non-farm - Non agricole .....	915	770	145	Non-farm - Non agricole .....	3,825	3,225	600
Urban - Urbaine .....	4,015	2,575	1,440	Urban - Urbaine .....	19,495	14,980	4,515
Division No. 7 .....	7,575	7,370	205	Colchester .....	7,945	6,165	1,780
Rural - Rurale .....	6,170	6,035	135	Rural - Rurale .....	4,880	4,255	625
Farm - Agricole .....	--	--	--	Farm - Agricole .....	1,795	1,715	--
Non-farm - Non agricole .....	6,075	5,945	130	Non-farm - Non agricole .....	3,085	2,540	545
Urban - Urbaine .....	1,405	1,335	--	Urban - Urbaine .....	3,065	1,910	1,155
Division No. 8 .....	7,495	7,315	180	Cumberland .....	10,055	8,070	1,985
Rural - Rurale .....	6,800	6,680	120	Rural - Rurale .....	4,515	4,065	450
Farm - Agricole .....	120	120	--	Farm - Agricole .....	2,105	2,035	--
Non-farm - Non agricole .....	6,680	6,560	120	Non-farm - Non agricole .....	2,410	2,030	380
Urban - Urbaine .....	695	635	--	Urban - Urbaine .....	5,540	4,005	1,535
Division No. 9 .....	3,030	2,950	--	Digby .....	4,975	4,280	695
Rural - Rurale .....	2,785	2,715	--	Rural - Rurale .....	4,430	3,985	445
Farm - Agricole .....	--	--	--	Farm - Agricole .....	1,530	1,480	--
Non-farm - Non agricole .....	2,730	2,660	--	Non-farm - Non agricole .....	2,900	2,505	395
Urban - Urbaine .....	245	235	--	Urban - Urbaine .....	545	295	250
Division No. 10 .....	1,285	940	345	Guysborough .....	3,325	3,070	255
Rural - Rurale .....	1,285	940	345	Rural - Rurale .....	2,790	2,655	135
Non-farm - Non agricole .....	1,285	940	345	Farm - Agricole .....	825	795	--
				Non-farm - Non agricole .....	1,965	1,860	105
				Urban - Urbaine .....	535	415	120

TABLE 6. Occupied dwellings by tenure, for counties and census divisions, rural farm, rural non-farm, and urban, 1951 - Continued

TABLEAU 6. Logements occupés selon le mode d'occupation, comtés et divisions de recensement, régions rurales agricoles, rurales non agricoles, et urbaines, 1951 - suite

Locality — Localité	Total	Tenure — Mode d'occupation		Locality — Localité	Total	Tenure — Mode d'occupation	
		Owner-occupied — Occupés par leurs propriétaires	Tenant-occupied — Occupés par des locataires			Owner-occupied — Occupés par leurs propriétaires	Tenant-occupied — Occupés par des locataires
<b>Nova Scotia - Con. - fin</b>				<b>New Brunswick - Con. - suite</b>			
Halifax .....	36,305	22,030	14,275	Albert .....	2,485	2,145	340
Rural - Rurale .....	6,665	5,800	865	Rural - Rurale .....	2,485	2,145	340
Farm - Agricole .....	715	685	--	Farm - Agricole .....	630	620	--
Non-farm - Non agricole .....	5,950	5,115	835	Non-farm - Non agricole .....	1,855	1,525	330
Urban - Urbaine .....	29,840	16,230	13,410	Carleton .....	5,580	4,395	1,185
Hants .....	5,655	4,570	1,085	Rural - Rurale .....	4,185	3,515	670
Rural - Rurale .....	4,485	3,865	620	Farm - Agricole .....	2,175	2,050	125
Farm - Agricole .....	1,605	1,475	130	Non-farm - Non agricole .....	2,010	1,465	545
Non-farm - Non agricole .....	2,880	2,390	490	Urban - Urbaine .....	1,395	880	515
Urban - Urbaine .....	1,170	705	465	Charlotte .....	6,815	5,180	1,635
Inverness .....	4,005	3,660	345	Rural - Rurale .....	3,970	3,435	535
Rural - Rurale .....	3,030	2,810	220	Farm - Agricole .....	875	800	--
Farm - Agricole .....	2,215	2,140	--	Non-farm - Non agricole .....	3,095	2,635	460
Non-farm - Non agricole .....	815	670	145	Urban - Urbaine .....	2,845	1,745	1,100
Urban - Urbaine .....	975	850	125	Gloucester .....	9,930	9,070	860
Kings .....	8,145	5,965	2,180	Rural - Rurale .....	8,770	8,265	505
Rural - Rurale .....	5,785	4,665	1,120	Farm - Agricole .....	4,705	4,630	--
Farm - Agricole .....	2,525	2,120	405	Non-farm - Non agricole .....	4,065	3,635	430
Non-farm - Non agricole .....	3,260	2,545	715	Urban - Urbaine .....	1,160	805	355
Urban - Urbaine .....	2,360	1,300	1,060	Kent .....	4,950	4,610	340
Lunenburg .....	8,690	7,620	1,070	Rural - Rurale .....	4,645	4,365	280
Rural - Rurale .....	6,530	6,070	460	Farm - Agricole .....	2,505	2,485	--
Farm - Agricole .....	2,465	2,425	--	Non-farm - Non agricole .....	2,140	1,880	260
Non-farm - Non agricole .....	4,065	3,645	420	Urban - Urbaine .....	305	245	--
Urban - Urbaine .....	2,160	1,550	610	Kings .....	6,030	4,880	1,150
Pictou .....	11,000	8,430	2,570	Rural - Rurale .....	3,650	3,115	535
Rural - Rurale .....	4,195	3,680	515	Farm - Agricole .....	2,040	1,945	--
Farm - Agricole .....	2,195	2,090	105	Non-farm - Non agricole .....	1,610	1,170	440
Non-farm - Non agricole .....	2,000	1,590	410	Urban - Urbaine .....	2,380	1,765	615
Urban - Urbaine .....	6,805	4,750	2,055	Madawaska .....	6,095	4,440	1,655
Queens .....	3,220	2,765	455	Rural - Rurale .....	3,640	3,040	600
Rural - Rurale .....	1,850	1,645	205	Farm - Agricole .....	1,505	1,465	--
Farm - Agricole .....	285	270	--	Non-farm - Non agricole .....	2,135	1,575	560
Non-farm - Non agricole .....	1,565	1,375	190	Urban - Urbaine .....	2,455	1,400	1,055
Urban - Urbaine .....	1,370	1,120	250	Northumberland .....	8,750	7,245	1,505
Richmond .....	2,425	2,310	115	Rural - Rurale .....	6,395	5,660	735
Rural - Rurale .....	2,425	2,310	115	Farm - Agricole .....	2,850	2,735	115
Farm - Agricole .....	550	530	--	Non-farm - Non agricole .....	3,545	2,925	620
Non-farm - Non agricole .....	1,875	1,780	--	Urban - Urbaine .....	2,355	1,585	770
Shelburne .....	3,510	3,055	455	Queens .....	3,300	2,900	400
Rural - Rurale .....	2,425	2,255	170	Rural - Rurale .....	3,300	2,900	400
Farm - Agricole .....	130	130	--	Farm - Agricole .....	1,175	1,080	--
Non-farm - Non agricole .....	2,295	2,125	170	Non-farm - Non agricole .....	2,125	1,820	305
Urban - Urbaine .....	1,085	800	285	Restigouche .....	6,820	5,135	1,685
Victoria .....	1,920	1,770	150	Rural - Rurale .....	3,540	3,065	475
Rural - Rurale .....	1,920	1,770	150	Farm - Agricole .....	1,595	1,535	--
Farm - Agricole .....	880	870	--	Non-farm - Non agricole .....	1,945	1,530	415
Non-farm - Non agricole .....	1,040	900	140	Urban - Urbaine .....	3,280	2,070	1,210
Yarmouth .....	5,690	4,175	1,515	St. John .....	18,605	6,610	11,995
Rural - Rurale .....	3,280	2,915	365	Rural - Rurale .....	360	310	--
Farm - Agricole .....	1,135	1,055	--	Farm - Agricole .....	--	--	--
Non-farm - Non agricole .....	2,145	1,860	285	Non-farm - Non agricole .....	295	250	--
Urban - Urbaine .....	2,410	1,260	1,150	Urban - Urbaine .....	18,245	6,300	11,945
New Brunswick .....	114,010	81,210	32,800	Sunbury .....	2,100	1,745	355
Rural - Rurale .....	62,225	54,710	7,515	Rural - Rurale .....	1,720	1,445	275
Farm - Agricole .....	27,865	26,860	1,005	Farm - Agricole .....	755	720	--
Non-farm - Non agricole .....	34,360	27,850	6,510	Non-farm - Non agricole .....	965	725	240
Urban - Urbaine .....	51,785	26,500	25,285	Urban - Urbaine .....	380	300	--
				Victoria .....	4,065	3,335	730
				Rural - Rurale .....	3,195	2,750	445
				Farm - Agricole .....	1,410	1,345	--
				Non-farm - Non agricole .....	1,785	1,405	380
				Urban - Urbaine .....	870	585	285

TABLE 6. Occupied dwellings by tenure, for counties and census divisions, rural farm, rural non-farm, and urban, 1951 - Continued

TABLEAU 6. Logements occupés selon le mode d'occupation, comtés et divisions de recensement, régions rurales agricoles, rurales non agricoles, et urbaines, 1951 - suite

Locality Localité	Total	Tenure Mode d'occupation		Locality Localité	Total	Tenure Mode d'occupation	
		Owner-occupied Occupés par leurs propriétaires	Tenant-occupied Occupés par des locataires			Owner-occupied Occupés par leurs propriétaires	Tenant-occupied Occupés par des locataires
<b>New Brunswick - Con. - fin</b>				<b>Québec - Con. - suite</b>			
Westmorland .....	17,930	12,270	5,660	Brome .....	3,230	2,460	770
Rural - Rurale .....	7,220	6,240	980	Rural - Rurale .....	2,570	2,060	510
Farm - Agricole .....	3,265	3,170	--	Farm - Agricole .....	1,420	1,285	135
Non-farm - Non agricole .....	3,955	3,070	885	Non-farm - Non agricole .....	1,150	775	375
Urban - Urbaine .....	10,710	6,030	4,680	Urban - Urbaine .....	660	400	260
York .....	10,555	7,250	3,305	Chambly .....	17,595	10,895	6,700
Rural - Rurale .....	5,150	4,460	690	Rural - Rurale .....	2,275	1,565	710
Farm - Agricole .....	2,315	2,220	--	Farm - Agricole .....	530	520	--
Non-farm - Non agricole .....	2,835	2,240	595	Non-farm - Non agricole .....	1,745	1,045	700
Urban - Urbaine .....	5,405	2,790	2,615	Urban - Urbaine .....	15,320	9,330	5,990
Québec .....	858,785	416,960	441,825	Champlain .....	16,915	10,455	6,460
Rural - Rurale .....	255,385	215,435	39,950	Rural - Rurale .....	5,920	4,990	930
Farm - Agricole .....	129,925	125,520	4,405	Farm - Agricole .....	2,550	2,520	--
Non-farm - Non agricole .....	125,460	89,915	35,545	Non-farm - Non agricole .....	3,370	2,470	900
Urban - Urbaine .....	603,400	201,525	401,875	Urban - Urbaine .....	10,995	5,465	5,530
Abitibi .....	16,535	11,650	4,885	Charlevoix .....	4,630	3,600	1,030
Rural - Rurale .....	9,815	8,580	1,235	Rural - Rurale .....	2,900	2,550	350
Farm - Agricole .....	6,570	6,420	150	Farm - Agricole .....	1,415	1,385	--
Non-farm - Non agricole .....	3,245	2,160	1,085	Non-farm - Non agricole .....	1,485	1,165	320
Urban - Urbaine .....	6,720	3,070	3,650	Urban - Urbaine .....	1,730	1,050	680
Argenteuil .....	6,065	3,960	2,105	Charlevoix-Est .....	2,515	1,855	660
Rural - Rurale .....	3,550	2,615	935	Rural - Rurale .....	1,270	1,120	150
Farm - Agricole .....	1,070	985	--	Farm - Agricole .....	615	595	--
Non-farm - Non agricole .....	2,480	1,630	850	Non-farm - Non agricole .....	655	525	130
Urban - Urbaine .....	2,515	1,345	1,170	Urban - Urbaine .....	1,245	735	510
Arthabaska .....	7,300	4,995	2,305	Charlevoix-Ouest .....	2,115	1,745	370
Rural - Rurale .....	3,180	2,860	320	Rural - Rurale .....	1,630	1,430	200
Farm - Agricole .....	2,225	2,210	--	Farm - Agricole .....	800	790	--
Non-farm - Non agricole .....	955	650	305	Non-farm - Non agricole .....	830	640	190
Urban - Urbaine .....	4,120	2,135	1,985	Urban - Urbaine .....	485	315	170
Bagot .....	4,125	3,200	925	Châteauguay .....	4,100	3,095	1,005
Rural - Rurale .....	2,905	2,590	315	Rural - Rurale .....	2,675	2,190	485
Farm - Agricole .....	1,915	1,890	--	Farm - Agricole .....	1,405	1,325	--
Non-farm - Non agricole .....	990	700	290	Non-farm - Non agricole .....	1,270	865	405
Urban - Urbaine .....	1,220	610	610	Urban - Urbaine .....	1,425	905	520
Beauce .....	10,105	8,500	1,605	Chicoutimi .....	18,970	9,180	9,790
Rural - Rurale .....	6,540	6,065	475	Rural - Rurale .....	4,525	3,540	985
Farm - Agricole .....	4,065	4,020	--	Farm - Agricole .....	2,090	1,950	140
Non-farm - Non agricole .....	2,475	2,045	430	Non-farm - Non agricole .....	2,435	1,590	845
Urban - Urbaine .....	3,565	2,435	1,130	Urban - Urbaine .....	14,445	5,640	8,805
Beauharnois .....	8,355	4,070	4,285	Compton .....	5,180	4,070	1,110
Rural - Rurale .....	1,765	1,360	405	Rural - Rurale .....	3,440	2,980	460
Farm - Agricole .....	765	740	--	Farm - Agricole .....	2,200	2,140	--
Non-farm - Non agricole .....	1,000	620	380	Non-farm - Non agricole .....	1,240	840	400
Urban - Urbaine .....	6,590	2,710	3,880	Urban - Urbaine .....	1,740	1,090	650
Bellechasse .....	4,645	4,215	430	Deux-Montagnes .....	4,740	3,600	1,140
Rural - Rurale .....	4,645	4,215	430	Rural - Rurale .....	2,970	2,500	470
Farm - Agricole .....	2,325	2,300	--	Farm - Agricole .....	1,600	1,540	--
Non-farm - Non agricole .....	2,320	1,915	405	Non-farm - Non agricole .....	1,370	960	410
Berthier .....	5,160	3,895	1,265	Urban - Urbaine .....	1,770	1,100	670
Rural - Rurale .....	3,575	2,945	630	Dorchester .....	6,135	5,475	660
Farm - Agricole .....	1,740	1,690	--	Rural - Rurale .....	5,400	4,895	505
Non-farm - Non agricole .....	1,835	1,255	580	Farm - Agricole .....	3,220	3,200	--
Urban - Urbaine .....	1,585	950	635	Non-farm - Non agricole .....	2,180	1,695	485
Bonaventure .....	7,070	6,530	540	Urban - Urbaine .....	735	580	155
Rural - Rurale .....	7,070	6,530	540	Drummond .....	11,000	5,785	5,215
Farm - Agricole .....	4,105	4,060	--	Rural - Rurale .....	3,845	3,140	705
Non-farm - Non agricole .....	2,965	2,470	495	Farm - Agricole .....	2,015	1,970	--
				Non-farm - Non agricole .....	1,830	1,170	660
				Urban - Urbaine .....	7,155	2,645	4,510
				Frontenac .....	5,855	4,610	1,245
				Rural - Rurale .....	4,245	3,755	490
				Farm - Agricole .....	2,595	2,535	--
				Non-farm - Non agricole .....	1,650	1,220	430
				Urban - Urbaine .....	1,610	855	755

TABLE 6. Occupied dwellings by tenure, for counties and census divisions, rural farm, rural non-farm, and urban, 1951 - Continued

TABLEAU 6. Logements occupés selon le mode d'occupation, comtés et divisions de recensement, régions rurales agricoles, rurales non agricoles, et urbaines, 1951 - suite

Locality Localité	Total	Tenure Mode d'occupation		Locality Localité	Total	Tenure Mode d'occupation	
		Owner-occupied Occupés par leurs propriétaires	Tenant-occupied Occupés par des locataires			Owner-occupied Occupés par leurs propriétaires	Tenant-occupied Occupés par des locataires
<b>Québec - Con. - suite</b>				<b>Québec - Con. - suite</b>			
Gaspé .....	10,690	9,845	845	Lac-St-Jean - Con. - fin			
Rural - Rurale .....	9,730	9,110	620	Lac-St-Jean-Est .....	4,815	3,090	1,725
Farm - Agricole .....	5,485	5,260	225	Rural - Rurale .....	2,120	1,600	520
Non-farm - Non agricole .....	4,245	3,850	395	Farm - Agricole .....	1,090	1,045	--
Urban - Urbaine .....	960	735	225	Non-farm - Non agricole ..	1,030	555	475
Gaspé-Est .....	6,560	6,165	395	Urban - Urbaine .....	2,695	1,490	1,205
Rural - Rurale .....	5,910	5,675	235	Lac-St-Jean-Ouest .....	7,885	5,985	1,900
Farm - Agricole .....	3,500	3,465	--	Rural - Rurale .....	5,020	4,290	730
Non-farm - Non agricole .....	2,410	2,210	200	Farm - Agricole .....	2,795	2,725	--
Urban - Urbaine .....	650	490	160	Non-farm - Non agricole ..	2,225	1,565	660
Gaspé-Ouest .....	2,480	2,085	395	Urban - Urbaine .....	2,865	1,695	1,170
Rural - Rurale .....	2,170	1,840	330	Laprairie .....	3,955	2,745	1,210
Farm - Agricole .....	810	635	175	Rural - Rurale .....	2,785	2,080	705
Non-farm - Non agricole .....	1,360	1,205	155	Farm - Agricole .....	935	850	--
Urban - Urbaine .....	310	245	--	Non-farm - Non agricole .....	1,850	1,230	620
Îles-de-la-Madeleine .....	1,650	1,595	--	Urban - Urbaine .....	1,170	665	505
Rural - Rurale .....	1,650	1,595	--	L'Assomption .....	4,975	3,115	1,860
Farm - Agricole .....	1,175	1,160	--	Rural - Rurale .....	3,200	2,335	865
Non-farm - Non agricole .....	475	435	--	Farm - Agricole .....	1,370	1,305	--
Hull .....	19,430	11,445	7,985	Non-farm - Non agricole .....	1,830	1,030	800
Rural - Rurale .....	5,250	4,315	935	Urban - Urbaine .....	1,775	780	995
Farm - Agricole .....	2,235	2,125	110	Lévis .....	8,315	5,670	2,645
Non-farm - Non agricole .....	3,015	2,190	825	Rural - Rurale .....	1,895	1,680	215
Urban - Urbaine .....	14,180	7,130	7,050	Farm - Agricole .....	940	920	--
Gatineau .....	7,225	5,525	1,700	Non-farm - Non agricole .....	955	760	195
Rural - Rurale .....	4,755	3,905	850	Urban - Urbaine .....	6,420	3,990	2,430
Farm - Agricole .....	1,945	1,845	100	L'Islet .....	4,245	3,750	495
Non-farm - Non agricole .....	2,810	2,060	750	Rural - Rurale .....	4,245	3,750	495
Urban - Urbaine .....	2,470	1,620	850	Farm - Agricole .....	2,045	2,005	--
Hull .....	12,205	5,920	6,285	Non-farm - Non agricole .....	2,200	1,745	455
Rural - Rurale .....	495	410	--	Lotbinière .....	5,295	4,765	530
Farm - Agricole .....	290	280	--	Rural - Rurale .....	4,830	4,400	430
Non-farm - Non agricole .....	205	130	--	Farm - Agricole .....	2,910	2,900	--
Urban - Urbaine .....	11,710	5,510	6,200	Non-farm - Non agricole .....	1,920	1,500	420
Huntingdon .....	3,315	2,685	630	Urban - Urbaine .....	465	365	100
Rural - Rurale .....	2,610	2,255	355	Maskinongé .....	3,835	2,845	990
Farm - Agricole .....	1,610	1,475	135	Rural - Rurale .....	3,000	2,480	520
Non-farm - Non agricole .....	1,000	780	220	Farm - Agricole .....	1,270	1,235	--
Urban - Urbaine .....	705	430	275	Non-farm - Non agricole .....	1,730	1,245	485
Iberville .....	2,850	1,950	900	Urban - Urbaine .....	835	365	470
Rural - Rurale .....	1,660	1,335	325	Matane .....	10,745	9,005	1,740
Farm - Agricole .....	955	895	--	Rural - Rurale .....	7,435	6,660	775
Non-farm - Non agricole .....	705	440	265	Farm - Agricole .....	4,480	4,375	105
Urban - Urbaine .....	1,190	615	575	Non-farm - Non agricole .....	2,955	2,285	670
Joliette .....	7,445	4,370	3,075	Urban - Urbaine .....	3,310	2,345	965
Rural - Rurale .....	3,915	3,185	730	Matane .....	5,275	4,365	910
Farm - Agricole .....	1,925	1,865	--	Rural - Rurale .....	3,555	3,150	405
Non-farm - Non agricole .....	1,990	1,320	670	Farm - Agricole .....	1,785	1,750	--
Urban - Urbaine .....	3,530	1,185	2,345	Non-farm - Non agricole ..	1,770	1,400	370
Kamouraska .....	4,680	3,875	805	Urban - Urbaine .....	1,720	1,215	505
Rural - Rurale .....	3,705	3,235	470	Matapédia .....	5,470	4,640	830
Farm - Agricole .....	1,755	1,715	--	Rural - Rurale .....	3,880	3,510	370
Non-farm - Non agricole .....	1,950	1,520	430	Farm - Agricole .....	2,695	2,625	--
Urban - Urbaine .....	975	640	335	Non-farm - Non agricole ..	1,185	885	300
Labelle .....	5,235	4,035	1,200	Urban - Urbaine .....	1,590	1,130	460
Rural - Rurale .....	3,745	3,100	645	Mégantic .....	8,955	6,275	2,680
Farm - Agricole .....	2,010	1,930	--	Rural - Rurale .....	3,805	3,290	515
Non-farm - Non agricole .....	1,735	1,170	565	Farm - Agricole .....	2,350	2,270	--
Urban - Urbaine .....	1,490	935	555	Non-farm - Non agricole .....	1,455	1,020	435
Lac-St-Jean .....	12,700	9,075	3,625	Urban - Urbaine .....	5,150	2,985	2,165
Rural - Rurale .....	7,140	5,890	1,250	Missisquoi .....	5,635	3,355	2,280
Farm - Agricole .....	3,885	3,770	115	Rural - Rurale .....	2,915	2,150	765
Non-farm - Non agricole .....	3,255	2,120	1,135	Farm - Agricole .....	1,535	1,335	200
Urban - Urbaine .....	5,560	3,185	2,375	Non-farm - Non agricole .....	1,380	815	565
				Urban - Urbaine .....	2,720	1,205	1,515



TABLE 6. Occupied dwellings by tenure, for counties and census divisions, rural farm, rural non-farm, and urban, 1951 - Continued

TABLEAU 6. Logements occupés selon le mode d'occupation, comtés et divisions de recensement, régions rurales agricoles, rurales non agricoles, et urbaines, 1951 - suite

Locality — Localité	Total	Tenure — Mode d'occupation		Locality — Localité	Total	Tenure — Mode d'occupation	
		Owner- occupied — Occupés par leurs proprié- taires	Tenant- occupied — Occupés par des loca- taires			Owner- occupied — Occupés par leurs proprié- taires	Tenant- occupied — Occupés par des loca- taires
<b>Québec - Con., - suite</b>				<b>Québec - Con., - suite</b>			
Montcalm .....	3,810	2,895	915	Québec .....	50,610	17,455	33,155
Rural - Rurale .....	2,970	2,405	565	Rural - Rurale .....	2,100	1,535	565
Farm - Agricole .....	1,375	1,325	--	Farm - Agricole .....	460	455	--
Non-farm - Non agricole .....	1,595	1,080	515	Non-farm - Non agricole .....	1,640	1,080	560
Urban - Urbaine .....	840	490	350	Urban - Urbaine .....	48,510	15,920	32,590
Montmagny .....	4,660	3,965	695	Richelieu .....	6,500	3,850	2,650
Rural - Rurale .....	3,510	3,185	325	Rural - Rurale .....	2,285	1,870	415
Farm - Agricole .....	1,695	1,685	--	Farm - Agricole .....	985	965	--
Non-farm - Non agricole .....	1,815	1,500	315	Non-farm - Non agricole .....	1,300	905	395
Urban - Urbaine .....	1,150	780	370	Urban - Urbaine .....	4,215	1,980	2,235
Montmorency .....	3,885	2,895	990	Richmond .....	7,280	4,460	2,820
Rural - Rurale .....	2,610	2,130	480	Rural - Rurale .....	2,690	2,255	435
Farm - Agricole .....	965	915	--	Farm - Agricole .....	1,695	1,645	--
Non-farm - Non agricole .....	1,645	1,215	430	Non-farm - Non agricole .....	995	610	385
Urban - Urbaine .....	1,275	765	510	Urban - Urbaine .....	4,590	2,205	2,385
Montmorency No. 1 .....	3,155	2,290	865	Rimouski .....	8,865	6,730	2,135
Rural - Rurale .....	1,880	1,525	355	Rural - Rurale .....	5,455	4,775	680
Farm - Agricole .....	590	545	--	Farm - Agricole .....	2,865	2,830	--
Non-farm - Non agricole .....	1,290	980	310	Non-farm - Non agricole .....	2,590	1,945	645
Urban - Urbaine .....	1,275	765	510	Urban - Urbaine .....	3,410	1,955	1,455
Montmorency No. 2 (Île-d'Orléans)	730	605	125	Rouville .....	4,305	3,015	1,290
Rural - Rurale .....	730	605	125	Rural - Rurale .....	2,370	1,840	530
Farm - Agricole .....	375	370	--	Farm - Agricole .....	1,520	1,380	140
Non-farm - Non agricole .....	355	235	120	Non-farm - Non agricole .....	850	460	390
Montréal & Jésus Islands - Îles ...	325,830	76,025	249,805	Urban - Urbaine .....	1,935	1,175	760
Rural - Rurale .....	2,720	1,830	890	Saguenay .....	6,875	5,340	1,535
Farm - Agricole .....	845	745	100	Rural - Rurale .....	5,610	4,525	1,085
Non-farm - Non agricole .....	1,875	1,085	790	Farm - Agricole .....	540	530	--
Urban - Urbaine .....	323,110	74,195	248,915	Non-farm - Non agricole .....	5,070	3,995	1,075
Jésus Island - Île .....	7,825	4,670	3,155	Urban - Urbaine .....	1,265	815	450
Rural - Rurale .....	2,720	1,830	890	Shefford .....	9,525	5,280	4,245
Farm - Agricole .....	845	745	100	Rural - Rurale .....	3,565	2,900	665
Non-farm - Non agricole .....	1,875	1,085	790	Farm - Agricole .....	2,015	1,875	140
Urban - Urbaine .....	5,105	2,840	2,265	Non-farm - Non agricole .....	1,550	1,025	525
Montréal Island - Île .....	318,005	71,355	246,650	Urban - Urbaine .....	5,960	2,380	3,580
Urban - Urbaine .....	318,005	71,355	246,650	Sherbrooke .....	14,105	5,645	8,460
Napierville .....	1,905	1,435	470	Rural - Rurale .....	1,770	1,400	370
Rural - Rurale .....	1,175	1,005	170	Farm - Agricole .....	875	795	--
Farm - Agricole .....	950	895	--	Non-farm - Non agricole .....	895	605	290
Non-farm - Non agricole .....	225	110	115	Urban - Urbaine .....	12,335	4,245	8,090
Urban - Urbaine .....	730	430	300	Soulanges .....	2,120	1,615	505
Nicolet .....	5,635	4,775	860	Rural - Rurale .....	2,120	1,615	505
Rural - Rurale .....	5,070	4,480	590	Farm - Agricole .....	735	720	--
Farm - Agricole .....	3,105	3,075	--	Non-farm - Non agricole .....	1,385	895	490
Non-farm - Non agricole .....	1,965	1,405	560	Stanstead .....	7,805	4,565	3,240
Urban - Urbaine .....	565	295	270	Rural - Rurale .....	2,835	2,255	580
Papineau .....	6,305	4,725	1,580	Farm - Agricole .....	1,420	1,315	105
Rural - Rurale .....	3,635	3,040	595	Non-farm - Non agricole .....	1,415	940	475
Farm - Agricole .....	2,000	1,910	--	Urban - Urbaine .....	4,970	2,310	2,660
Non-farm - Non agricole .....	1,635	1,130	505	St-Hyacinthe .....	8,400	3,875	4,525
Urban - Urbaine .....	2,670	1,685	985	Rural - Rurale .....	2,905	2,320	585
Pontiac .....	4,570	3,800	770	Farm - Agricole .....	1,485	1,465	--
Rural - Rurale .....	3,955	3,370	585	Non-farm - Non agricole .....	1,420	855	565
Farm - Agricole .....	1,880	1,755	125	Urban - Urbaine .....	5,495	1,555	3,940
Non-farm - Non agricole .....	2,075	1,615	460	St-Jean .....	6,175	2,770	3,405
Urban - Urbaine .....	615	430	185	Rural - Rurale .....	1,830	1,290	540
Portneuf .....	8,610	6,295	2,315	Farm - Agricole .....	975	850	125
Rural - Rurale .....	5,340	4,380	960	Non-farm - Non agricole .....	855	440	415
Farm - Agricole .....	2,425	2,345	--	Urban - Urbaine .....	4,345	1,480	2,865
Non-farm - Non agricole .....	2,915	2,035	880	St-Maurice .....	19,190	7,255	11,935
Urban - Urbaine .....	3,270	1,915	1,355	Rural - Rurale .....	3,590	3,050	540
				Farm - Agricole .....	1,410	1,380	--
				Non-farm - Non agricole .....	2,180	1,670	510
				Urban - Urbaine .....	15,600	4,205	11,395

**TABLE 6. Occupied dwellings by tenure, for counties and census divisions, rural farm, rural non-farm, and urban, 1951 - Continued**

**TABLEAU 6. Logements occupés selon le mode d'occupation, comtés et divisions de recensement, régions rurales agricoles, rurales non agricoles, et urbaines, 1951 - suite**

Locality Localité	Total	Tenure Mode d'occupation		Locality Localité	Total	Tenure Mode d'occupation	
		Owner-occupied Occupés par leurs propriétaires	Tenant-occupied Occupés par des locataires			Owner-occupied Occupés par leurs propriétaires	Tenant-occupied Occupés par des locataires
<b>Québec - Con. - fin</b>				<b>Ontario - Con. - suite</b>			
Témiscamingue .....	10,730	5,910	4,820	Bruce .....	11,770	9,745	2,025
Rural - Rurale .....	4,600	3,840	760	Rural - Rurale .....	7,895	6,940	955
Farm - Agricole .....	2,580	2,530	--	Farm - Agricole .....	4,795	4,540	255
Non-farm - Non agricole .....	2,020	1,310	710	Non-farm - Non agricole .....	3,100	2,400	700
Urban - Urbaine .....	6,130	2,070	4,060	Urban - Urbaine .....	3,875	2,805	1,070
Témiscouata .....	11,350	9,260	2,090	Carleton .....	58,580	28,125	30,455
Rural - Rurale .....	7,770	6,970	800	Rural - Rurale .....	5,785	4,910	875
Farm - Agricole .....	4,310	4,260	--	Farm - Agricole .....	3,180	3,035	145
Non-farm - Non agricole .....	3,460	2,710	750	Non-farm - Non agricole .....	2,605	1,875	730
Urban - Urbaine .....	3,580	2,290	1,290	Urban - Urbaine .....	52,795	23,215	29,580
Rivière-du-Loup .....	6,630	5,210	1,420	Cochrane .....	19,415	10,975	8,440
Rural - Rurale .....	4,070	3,665	405	Rural - Rurale .....	7,145	5,075	2,070
Farm - Agricole .....	2,145	2,115	--	Farm - Agricole .....	2,405	2,295	110
Non-farm - Non agricole .....	1,925	1,550	375	Non-farm - Non agricole .....	4,740	2,780	1,960
Urban - Urbaine .....	2,560	1,545	1,015	Urban - Urbaine .....	12,270	5,900	6,370
Témiscouata .....	4,720	4,050	670	Dufferin .....	4,230	3,550	680
Rural - Rurale .....	3,700	3,305	395	Rural - Rurale .....	2,825	2,535	290
Farm - Agricole .....	2,165	2,145	--	Farm - Agricole .....	2,140	1,985	155
Non-farm - Non agricole .....	1,535	1,160	375	Non-farm - Non agricole .....	685	550	135
Urban - Urbaine .....	1,020	745	275	Urban - Urbaine .....	1,405	1,015	390
Terrebonne .....	15,010	8,785	6,225	Dundas .....	4,295	3,300	995
Rural - Rurale .....	6,690	5,095	1,595	Rural - Rurale .....	2,725	2,375	350
Farm - Agricole .....	1,815	1,720	--	Farm - Agricole .....	2,015	1,860	155
Non-farm - Non agricole .....	4,875	3,375	1,500	Non-farm - Non agricole .....	710	515	195
Urban - Urbaine .....	8,320	3,690	4,630	Urban - Urbaine .....	1,570	925	645
Vaudreuil .....	4,075	2,880	1,195	Durham .....	8,620	6,365	2,255
Rural - Rurale .....	2,835	2,180	655	Rural - Rurale .....	5,085	4,140	945
Farm - Agricole .....	910	835	--	Farm - Agricole .....	2,500	2,195	305
Non-farm - Non agricole .....	1,925	1,345	580	Non-farm - Non agricole .....	2,585	1,945	640
Urban - Urbaine .....	1,240	700	540	Urban - Urbaine .....	3,535	2,225	1,310
Verchères .....	3,785	2,520	1,265	Elgin .....	15,330	10,980	4,350
Rural - Rurale .....	1,900	1,560	340	Rural - Rurale .....	7,905	6,325	1,580
Farm - Agricole .....	1,150	1,035	115	Farm - Agricole .....	4,340	3,705	635
Non-farm - Non agricole .....	750	525	225	Non-farm - Non agricole .....	3,565	2,620	945
Urban - Urbaine .....	1,885	960	925	Urban - Urbaine .....	7,425	4,655	2,770
Wolfe .....	3,570	3,020	550	Essex .....	57,525	37,690	19,835
Rural - Rurale .....	2,855	2,490	365	Rural - Rurale .....	10,095	7,930	2,165
Farm - Agricole .....	1,775	1,750	--	Farm - Agricole .....	6,550	5,480	1,070
Non-farm - Non agricole .....	1,080	740	340	Non-farm - Non agricole .....	3,545	2,450	1,095
Urban - Urbaine .....	715	530	185	Urban - Urbaine .....	47,430	29,760	17,670
Yamaska .....	3,290	2,875	415	Frontenac .....	16,010	9,370	6,640
Rural - Rurale .....	2,950	2,670	280	Rural - Rurale .....	5,950	4,320	1,630
Farm - Agricole .....	1,650	1,620	--	Farm - Agricole .....	2,560	2,250	310
Non-farm - Non agricole .....	1,300	1,050	250	Non-farm - Non agricole .....	3,390	2,070	1,320
Urban - Urbaine .....	340	205	135	Urban - Urbaine .....	10,060	5,050	5,010
<b>Ontario .....</b>	<b>1,181,125</b>	<b>821,335</b>	<b>359,790</b>	Glengarry .....	4,305	3,405	900
Rural - Rurale .....	340,870	272,800	68,070	Rural - Rurale .....	3,755	3,070	685
Farm - Agricole .....	166,955	148,810	18,145	Farm - Agricole .....	2,105	1,925	180
Non-farm - Non agricole .....	173,915	123,990	49,925	Non-farm - Non agricole .....	1,650	1,145	505
Urban - Urbaine .....	840,255	548,535	291,720	Urban - Urbaine .....	550	335	215
Algoma .....	15,335	11,345	3,990	Grenville .....	4,845	3,430	1,415
Rural - Rurale .....	6,210	5,075	1,135	Rural - Rurale .....	2,890	2,385	505
Farm - Agricole .....	1,570	1,535	--	Farm - Agricole .....	1,740	1,630	110
Non-farm - Non agricole .....	4,640	3,540	1,100	Non-farm - Non agricole .....	1,150	755	395
Urban - Urbaine .....	9,125	6,270	2,855	Urban - Urbaine .....	1,955	1,045	910
Brant .....	19,845	13,875	5,970	Grey .....	16,565	13,335	3,230
Rural - Rurale .....	6,060	4,790	1,270	Rural - Rurale .....	9,135	7,935	1,200
Farm - Agricole .....	2,870	2,515	355	Farm - Agricole .....	6,285	5,725	560
Non-farm - Non agricole .....	3,190	2,275	915	Non-farm - Non agricole .....	2,850	2,210	640
Urban - Urbaine .....	13,785	9,085	4,700	Urban - Urbaine .....	7,430	5,400	2,030
				Haldimand .....	6,735	5,135	1,600
				Rural - Rurale .....	4,385	3,685	700
				Farm - Agricole .....	2,830	2,600	230
				Non-farm - Non agricole .....	1,555	1,085	470
				Urban - Urbaine .....	2,350	1,450	900

TABLE 6: Occupied dwellings by tenure, for counties and census divisions, rural farm, rural non-farm, and urban, 1951 - Continued

TABLEAU 6. Logements occupés selon le mode d'occupation, comtés et divisions de recensement, régions rurales agricoles, rurales non agricoles, et urbaines, 1951 - suite

Locality Localité	Total	Tenure Mode d'occupation		Locality Localité	Total	Tenure Mode d'occupation	
		Owner-occupied Occupés par leurs propriétaires	Tenant-occupied Occupés par des locataires			Owner-occupied Occupés par leurs propriétaires	Tenant-occupied Occupés par des locataires
<b>Ontario - Con. - suite</b>				<b>Ontario - Con. - suite</b>			
Haliburton .....	2,050	1,710	340	Muskoka .....	6,860	5,480	1,380
Rural - Rurale .....	2,050	1,710	340	Rural - Rurale .....	4,260	3,615	645
Farm - Agricole .....	465	465	--	Farm - Agricole .....	765	740	--
Non-farm - Non agricole .....	1,585	1,245	340	Non-farm - Non agricole .....	3,495	2,875	620
Halton .....	12,215	9,380	2,835	Urban - Urbaine .....	2,600	1,865	735
Rural - Rurale .....	4,770	3,960	810	Nipissing .....	11,485	8,375	3,110
Farm - Agricole .....	2,155	1,970	185	Rural - Rurale .....	4,970	3,935	1,035
Non-farm - Non agricole .....	2,615	1,990	625	Farm - Agricole .....	1,605	1,545	--
Urban - Urbaine .....	7,445	5,420	2,025	Non-farm - Non agricole .....	3,365	2,390	975
Hastings .....	19,740	12,940	6,800	Urban - Urbaine .....	6,515	4,440	2,075
Rural - Rurale .....	8,710	6,540	2,170	Norfolk .....	11,785	8,215	3,570
Farm - Agricole .....	4,150	3,810	340	Rural - Rurale .....	7,505	5,530	1,975
Non-farm - Non agricole .....	4,560	2,730	1,830	Farm - Agricole .....	4,475	3,430	1,045
Urban - Urbaine .....	11,030	6,400	4,630	Non-farm - Non agricole .....	3,030	2,100	930
Huron .....	13,870	10,895	2,975	Urban - Urbaine .....	4,280	2,685	1,595
Rural - Rurale .....	9,230	7,565	1,665	Northumberland .....	9,495	6,955	2,540
Farm - Agricole .....	5,885	5,310	575	Rural - Rurale .....	5,525	4,540	985
Non-farm - Non agricole .....	3,345	2,255	1,090	Farm - Agricole .....	3,175	2,795	380
Urban - Urbaine .....	4,640	3,330	1,310	Non-farm - Non agricole .....	2,350	1,745	605
Kenora .....	10,205	6,660	3,545	Urban - Urbaine .....	3,970	2,415	1,555
Rural - Rurale .....	5,680	3,580	2,100	Ontario .....	23,005	16,485	6,520
Farm - Agricole .....	970	595	375	Rural - Rurale .....	8,020	6,140	1,880
Non-farm - Non agricole .....	4,710	2,985	1,725	Farm - Agricole .....	3,645	2,965	680
Urban - Urbaine .....	4,525	3,080	1,445	Non-farm - Non agricole .....	4,375	3,175	1,200
Kent .....	22,180	15,270	6,910	Urban - Urbaine .....	14,985	10,345	4,640
Rural - Rurale .....	10,995	8,290	2,705	Oxford .....	16,440	11,660	4,780
Farm - Agricole .....	6,965	5,500	1,465	Rural - Rurale .....	7,595	6,175	1,420
Non-farm - Non agricole .....	4,030	2,790	1,240	Farm - Agricole .....	4,730	4,025	705
Urban - Urbaine .....	11,185	6,980	4,205	Non-farm - Non agricole .....	2,865	2,150	715
Lambton .....	20,610	15,835	4,775	Urban - Urbaine .....	8,845	5,485	3,360
Rural - Rurale .....	8,860	7,495	1,365	Parry Sound .....	7,255	5,795	1,460
Farm - Agricole .....	5,080	4,670	410	Rural - Rurale .....	5,890	4,865	1,025
Non-farm - Non agricole .....	3,780	2,825	955	Farm - Agricole .....	1,720	1,695	--
Urban - Urbaine .....	11,750	8,340	3,410	Non-farm - Non agricole .....	4,170	3,170	1,000
Lanark .....	9,675	7,095	2,580	Urban - Urbaine .....	1,365	930	435
Rural - Rurale .....	3,720	3,280	440	Peel .....	14,505	10,515	3,990
Farm - Agricole .....	2,400	2,290	110	Rural - Rurale .....	7,495	5,535	1,960
Non-farm - Non agricole .....	1,320	990	330	Farm - Agricole .....	2,855	2,340	515
Urban - Urbaine .....	5,955	3,815	2,140	Non-farm - Non agricole .....	4,640	3,195	1,445
Leeds .....	10,295	6,975	3,320	Urban - Urbaine .....	7,010	4,980	2,030
Rural - Rurale .....	5,590	4,480	1,110	Perth .....	14,740	11,430	3,310
Farm - Agricole .....	2,740	2,410	330	Rural - Rurale .....	5,855	5,270	585
Non-farm - Non agricole .....	2,850	2,070	780	Farm - Agricole .....	4,505	4,245	260
Urban - Urbaine .....	4,705	2,495	2,210	Non-farm - Non agricole .....	1,350	1,025	325
Lennox & Addington .....	5,440	4,235	1,205	Urban - Urbaine .....	8,885	6,160	2,725
Rural - Rurale .....	4,245	3,460	785	Peterborough .....	15,985	11,265	4,720
Farm - Agricole .....	2,325	2,060	265	Rural - Rurale .....	5,120	4,270	850
Non-farm - Non agricole .....	1,920	1,400	520	Farm - Agricole .....	2,380	2,205	175
Urban - Urbaine .....	1,195	775	420	Non-farm - Non agricole .....	2,740	2,065	675
Lincoln .....	24,300	16,845	7,455	Urban - Urbaine .....	10,865	6,995	3,870
Rural - Rurale .....	9,925	7,520	2,405	Prescott .....	5,590	4,245	1,345
Farm - Agricole .....	4,510	3,670	840	Rural - Rurale .....	3,675	3,110	565
Non-farm - Non agricole .....	5,415	3,850	1,565	Farm - Agricole .....	2,145	2,000	145
Urban - Urbaine .....	14,375	9,325	5,050	Non-farm - Non agricole .....	1,530	1,110	420
Manitoulin .....	2,805	2,430	375	Urban - Urbaine .....	1,915	1,135	780
Rural - Rurale .....	2,435	2,155	280	Prince Edward .....	5,310	3,740	1,570
Farm - Agricole .....	1,065	970	--	Rural - Rurale .....	3,940	2,905	1,035
Non-farm - Non agricole .....	1,370	1,185	185	Farm - Agricole .....	2,030	1,670	360
Urban - Urbaine .....	370	275	--	Non-farm - Non agricole .....	1,910	1,235	675
Middlesex .....	44,090	30,425	13,665	Urban - Urbaine .....	1,370	835	535
Rural - Rurale .....	10,095	8,360	1,735	Rainy River .....	5,740	4,590	1,150
Farm - Agricole .....	6,105	5,445	660	Rural - Rurale .....	3,225	2,580	645
Non-farm - Non agricole .....	3,990	2,915	1,075	Farm - Agricole .....	1,475	1,355	120
Urban - Urbaine .....	33,995	22,065	11,930	Non-farm - Non agricole .....	1,750	1,225	525
				Urban - Urbaine .....	2,515	2,010	505

TABLE 6. Occupied dwellings by tenure, for counties and census divisions, rural farm, rural non-farm, and urban, 1951 - Continued

TABLEAU 6. Logements occupés selon le mode d'occupation, comtés et divisions de recensement, régions rurales agricoles, rurales non agricoles, et urbaines, 1951 - suite

Locality Localité	Total	Tenure Mode d'occupation		Locality Localité	Total	Tenure Mode d'occupation	
		Owner-occupied Occupés par leurs propriétaires	Tenant-occupied Occupés par des locataires			Owner-occupied Occupés par leurs propriétaires	Tenant-occupied Occupés par des locataires
<b>Ontario - Con.-fin</b>							
Renfrew .....	15,655	11,680	3,975	Manitoba .....	202,400	144,645	57,755
Rural - Rurale .....	8,505	6,805	1,700	Rural - Rurale .....	83,690	69,780	13,910
Farm - Agricole .....	3,715	3,585	130	Farm - Agricole .....	50,945	45,705	5,240
Non-farm - Non agricole .....	4,790	3,220	1,570	Non-farm - Non agricole .....	32,745	24,075	8,670
Urban - Urbaine .....	7,150	4,875	2,275	Urban - Urbaine .....	118,710	74,865	43,845
Russell .....	3,825	3,115	710	Division No. 1 .....	5,380	4,735	645
Rural - Rurale .....	3,030	2,525	505	Rural - Rurale .....	4,850	4,290	560
Farm - Agricole .....	1,815	1,690	125	Farm - Agricole .....	3,275	3,100	175
Non-farm - Non agricole .....	1,215	835	380	Non-farm - Non agricole .....	1,575	1,190	385
Urban - Urbaine .....	795	590	205	Urban - Urbaine .....	530	445	--
Simcoe .....	27,390	20,560	6,830	Division No. 2 .....	8,955	7,630	1,325
Rural - Rurale .....	13,800	11,090	2,710	Rural - Rurale .....	7,330	6,215	1,115
Farm - Agricole .....	6,125	5,565	560	Farm - Agricole .....	4,955	4,365	590
Non-farm - Non agricole .....	7,675	5,525	2,150	Non-farm - Non agricole .....	2,375	1,850	525
Urban - Urbaine .....	13,590	9,470	4,120	Urban - Urbaine .....	1,625	1,415	210
Stormont .....	11,705	6,510	5,195	Division No. 3 .....	6,030	4,685	1,345
Rural - Rurale .....	5,010	3,780	1,230	Rural - Rurale .....	5,620	4,380	1,240
Farm - Agricole .....	1,920	1,765	155	Farm - Agricole .....	3,380	2,670	710
Non-farm - Non agricole .....	3,090	2,015	1,075	Non-farm - Non agricole .....	2,240	1,710	530
Urban - Urbaine .....	6,695	2,730	3,965	Urban - Urbaine .....	410	305	105
Sudbury .....	24,340	14,050	10,290	Division No. 4 .....	4,230	3,165	1,065
Rural - Rurale .....	8,725	6,355	2,370	Rural - Rurale .....	3,900	2,910	990
Farm - Agricole .....	1,965	1,875	--	Farm - Agricole .....	2,390	1,825	565
Non-farm - Non agricole .....	6,760	4,480	2,280	Non-farm - Non agricole .....	1,510	1,085	425
Urban - Urbaine .....	15,615	7,695	7,920	Urban - Urbaine .....	330	255	--
Thunder Bay .....	26,860	19,020	7,840	Division No. 5 .....	13,900	11,495	2,405
Rural - Rurale .....	7,110	5,105	2,005	Rural - Rurale .....	6,900	5,855	1,045
Farm - Agricole .....	2,485	2,255	230	Farm - Agricole .....	4,485	4,315	170
Non-farm - Non agricole .....	4,625	2,850	1,775	Non-farm - Non agricole .....	2,415	1,540	875
Urban - Urbaine .....	19,750	13,915	5,835	Urban - Urbaine .....	7,000	5,640	1,360
Timiskaming .....	12,730	7,660	5,070	Division No. 6 .....	88,090	52,400	35,690
Rural - Rurale .....	4,950	3,755	1,195	Rural - Rurale .....	4,910	4,115	795
Farm - Agricole .....	1,785	1,705	--	Farm - Agricole .....	3,525	3,145	380
Non-farm - Non agricole .....	3,165	2,050	1,115	Non-farm - Non agricole .....	1,385	970	415
Urban - Urbaine .....	7,780	3,905	3,875	Urban - Urbaine .....	83,180	48,285	34,895
Victoria .....	7,830	6,120	1,710	Division No. 7 .....	10,740	7,370	3,370
Rural - Rurale .....	4,270	3,660	610	Rural - Rurale .....	5,380	3,940	1,440
Farm - Agricole .....	2,465	2,350	115	Farm - Agricole .....	2,890	2,440	450
Non-farm - Non agricole .....	1,805	1,310	495	Non-farm - Non agricole .....	2,490	1,500	990
Urban - Urbaine .....	3,560	2,460	1,100	Urban - Urbaine .....	5,360	3,430	1,930
Waterloo .....	32,600	23,180	9,420	Division No. 8 .....	5,435	4,060	1,375
Rural - Rurale .....	7,600	6,460	1,140	Rural - Rurale .....	3,970	3,090	880
Farm - Agricole .....	3,060	2,760	300	Farm - Agricole .....	2,365	2,115	250
Non-farm - Non agricole .....	4,540	3,700	840	Non-farm - Non agricole .....	1,605	975	630
Urban - Urbaine .....	25,000	16,720	8,280	Urban - Urbaine .....	1,465	970	495
Welland .....	32,345	23,010	9,335	Division No. 9 .....	15,240	12,415	2,825
Rural - Rurale .....	8,425	6,750	1,675	Rural - Rurale .....	4,520	3,855	665
Farm - Agricole .....	2,725	2,500	225	Farm - Agricole .....	2,805	2,585	220
Non-farm - Non agricole .....	5,700	4,250	1,450	Non-farm - Non agricole .....	1,715	1,270	445
Urban - Urbaine .....	23,920	16,260	7,660	Urban - Urbaine .....	10,720	8,560	2,160
Wellington .....	17,765	13,050	4,715	Division No. 10 .....	5,040	4,250	790
Rural - Rurale .....	7,215	6,350	865	Rural - Rurale .....	4,135	3,640	495
Farm - Agricole .....	4,570	4,265	305	Farm - Agricole .....	2,750	2,500	250
Non-farm - Non agricole .....	2,645	2,085	560	Non-farm - Non agricole .....	1,385	1,140	245
Urban - Urbaine .....	10,550	6,700	3,850	Urban - Urbaine .....	905	610	295
Wentworth .....	70,070	47,735	22,335	Division No. 11 .....	7,030	5,610	1,420
Rural - Rurale .....	4,125	3,210	915	Rural - Rurale .....	6,405	5,135	1,270
Farm - Agricole .....	2,395	2,100	295	Farm - Agricole .....	3,830	3,230	600
Non-farm - Non agricole .....	1,730	1,110	620	Non-farm - Non agricole .....	2,575	1,905	670
Urban - Urbaine .....	65,945	44,525	21,420	Urban - Urbaine .....	625	475	150
York .....	288,935	205,575	83,360	Division No. 12 .....	5,640	4,995	645
Rural - Rurale .....	10,880	8,600	2,280	Rural - Rurale .....	5,280	4,745	535
Farm - Agricole .....	3,725	2,945	780	Farm - Agricole .....	3,660	3,535	125
Non-farm - Non agricole .....	7,155	5,655	1,500	Non-farm - Non agricole .....	1,620	1,210	410
Urban - Urbaine .....	278,055	196,975	81,080	Urban - Urbaine .....	360	250	110

TABLE 6. Occupied dwellings by tenure, for counties and census divisions, rural farm, rural non-farm, and urban, 1951—Continued

TABLEAU 6. Logements occupés selon le mode d'occupation, comtés et divisions de recensement, régions rurales agricoles, rurales non agricoles, et urbaines, 1951— suite

Locality — Localité	Total	Tenure — Mode d'occupation		Locality — Localité	Total	Tenure — Mode d'occupation	
		Owner-occupied — Occupés par leurs propriétaires	Tenant-occupied — Occupés par des locataires			Owner-occupied — Occupés par leurs propriétaires	Tenant-occupied — Occupés par des locataires
<b>Manitoba—Con.—fin.</b>				<b>Saskatchewan—Con.—fin.</b>			
Division No. 13.....	6,320	5,500	820	Division No. 9.....	14,275	11,575	2,700
Rural—Rurale.....	4,720	4,260	460	Rural—Rurale.....	11,245	9,625	1,620
Farm—Agricole.....	3,185	3,015	170	Farm—Agricole.....	8,375	7,555	820
Non-farm—Non agricole.....	1,535	1,245	290	Non-farm—Non agricole.....	2,870	2,070	800
Urban—Urbaine.....	1,600	1,240	360	Urban—Urbaine.....	3,030	1,950	1,080
Division No. 14.....	6,185	5,225	960	Division No. 10.....	9,580	8,045	1,535
Rural—Rurale.....	5,555	4,780	775	Rural—Rurale.....	8,905	7,515	1,390
Farm—Agricole.....	4,080	3,750	330	Farm—Agricole.....	6,360	5,675	685
Non-farm—Non agricole.....	1,475	1,030	445	Non-farm—Non agricole.....	2,545	1,840	705
Urban—Urbaine.....	630	445	185	Urban—Urbaine.....	675	530	145
Division No. 15.....	3,210	2,820	390	Division No. 11.....	23,525	16,005	7,520
Rural—Rurale.....	2,610	2,320	290	Rural—Rurale.....	7,760	5,820	1,940
Farm—Agricole.....	1,860	1,750	110	Farm—Agricole.....	4,655	3,765	890
Non-farm—Non agricole.....	750	570	180	Non-farm—Non agricole.....	3,105	2,055	1,050
Urban—Urbaine.....	600	500	100	Urban—Urbaine.....	15,765	10,185	5,580
Division No. 16.....	10,975	8,290	2,685	Division No. 12.....	7,795	5,725	2,070
Rural—Rurale.....	7,805	6,250	1,555	Rural—Rurale.....	6,335	4,775	1,560
Farm—Agricole.....	1,510	1,365	145	Farm—Agricole.....	4,305	3,390	915
Non-farm—Non agricole.....	6,095	4,885	1,210	Non-farm—Non agricole.....	2,030	1,385	645
Urban—Urbaine.....	3,370	2,040	1,330	Urban—Urbaine.....	1,460	950	510
Saskatchewan.....	221,455	164,800	56,655	Division No. 13.....	8,205	6,135	2,070
Rural—Rurale.....	151,750	121,430	30,320	Rural—Rurale.....	6,880	5,180	1,700
Farm—Agricole.....	99,970	85,255	14,715	Farm—Agricole.....	4,470	3,630	840
Non-farm—Non agricole.....	51,780	36,175	15,605	Non-farm—Non agricole.....	2,410	1,550	860
Urban—Urbaine.....	69,705	43,370	26,335	Urban—Urbaine.....	1,325	955	370
Division No. 1.....	9,475	7,205	2,270	Division No. 14.....	16,360	13,350	3,010
Rural—Rurale.....	8,320	6,405	1,915	Rural—Rurale.....	13,620	11,440	2,180
Farm—Agricole.....	4,890	3,955	935	Farm—Agricole.....	9,580	8,630	950
Non-farm—Non agricole.....	3,430	2,450	980	Non-farm—Non agricole.....	4,040	2,810	1,230
Urban—Urbaine.....	1,155	800	355	Urban—Urbaine.....	2,740	1,910	830
Division No. 2.....	8,700	6,080	2,620	Division No. 15.....	19,670	15,630	4,040
Rural—Rurale.....	7,285	5,230	2,055	Rural—Rurale.....	14,340	12,180	2,160
Farm—Agricole.....	4,465	3,225	1,240	Farm—Agricole.....	10,320	9,455	865
Non-farm—Non agricole.....	2,820	2,005	815	Non-farm—Non agricole.....	4,020	2,725	1,295
Urban—Urbaine.....	1,415	850	565	Urban—Urbaine.....	5,330	3,450	1,880
Division No. 3.....	8,175	6,165	2,010	Division No. 16.....	11,250	8,865	2,385
Rural—Rurale.....	7,360	5,630	1,730	Rural—Rurale.....	9,260	7,690	1,570
Farm—Agricole.....	4,750	3,885	865	Farm—Agricole.....	6,655	5,975	680
Non-farm—Non agricole.....	2,610	1,745	865	Non-farm—Non agricole.....	2,605	1,715	890
Urban—Urbaine.....	815	535	280	Urban—Urbaine.....	1,990	1,175	815
Division No. 4.....	5,005	3,845	1,160	Division No. 17.....	7,770	6,330	1,440
Rural—Rurale.....	4,025	3,215	810	Rural—Rurale.....	6,605	5,555	1,050
Farm—Agricole.....	2,855	2,470	385	Farm—Agricole.....	4,640	4,225	415
Non-farm—Non agricole.....	1,170	745	425	Non-farm—Non agricole.....	1,965	1,330	635
Urban—Urbaine.....	980	630	350	Urban—Urbaine.....	1,165	775	390
Division No. 5.....	12,950	10,470	2,480	Division No. 18.....	3,335	2,815	520
Rural—Rurale.....	11,030	9,120	1,910	Rural—Rurale.....	2,980	2,525	455
Farm—Agricole.....	7,070	6,235	835	Farm—Agricole.....	485	455	--
Non-farm—Non agricole.....	3,960	2,885	1,075	Non-farm—Non agricole.....	2,495	2,070	425
Urban—Urbaine.....	1,920	1,350	570	Urban—Urbaine.....	355	290	--
Division No. 6.....	30,535	19,735	10,800	Alberta.....	250,750	179,035	71,695
Rural—Rurale.....	10,930	8,385	2,545	Rural—Rurale.....	125,325	100,395	24,930
Farm—Agricole.....	6,660	5,330	1,330	Farm—Agricole.....	85,095	73,915	11,180
Non-farm—Non agricole.....	4,270	3,055	1,215	Non-farm—Non agricole.....	40,230	26,480	13,750
Urban—Urbaine.....	19,605	11,350	8,255	Urban—Urbaine.....	125,425	78,660	46,765
Division No. 7.....	14,620	9,620	5,000	Division No. 1.....	9,905	6,555	3,350
Rural—Rurale.....	7,300	5,450	1,850	Rural—Rurale.....	4,175	3,040	1,135
Farm—Agricole.....	4,840	3,875	965	Farm—Agricole.....	2,830	2,220	610
Non-farm—Non agricole.....	2,460	1,575	885	Non-farm—Non agricole.....	1,345	820	525
Urban—Urbaine.....	7,320	4,170	3,150	Urban—Urbaine.....	5,730	3,515	2,215
Division No. 8.....	10,230	7,205	3,025	Division No. 2.....	18,645	12,650	5,995
Rural—Rurale.....	7,570	5,690	1,880	Rural—Rurale.....	7,295	5,075	2,220
Farm—Agricole.....	4,595	3,525	1,070	Farm—Agricole.....	4,595	3,165	1,430
Non-farm—Non agricole.....	2,975	2,165	810	Non-farm—Non agricole.....	2,700	1,910	790
Urban—Urbaine.....	2,660	1,515	1,145	Urban—Urbaine.....	11,350	7,575	3,775

**TABLE 6. Occupied dwellings by tenure, for counties and census divisions, rural farm, rural non-farm, and urban, 1951 - Concluded**

**TABLEAU 6. Logements occupés selon le mode d'occupation, comtés et divisions de recensement, régions rurales agricoles, rurales non agricoles, et urbaines, 1951 - fin**

Locality Localité	Total	Tenure Mode d'occupation		Locality Localité	Total	Tenure Mode d'occupation	
		Owner-occupied Occupés par leurs propriétaires	Tenant-occupied Occupés par des locataires			Owner-occupied Occupés par leurs propriétaires	Tenant-occupied Occupés par des locataires
<b>Alberta - Con. - suite</b>				<b>Alberta - Con. - fin</b>			
Division No. 3 .....	4,625	3,295	1,330	Division No. 16 .....	8,915	7,245	1,670
Rural - Rurale .....	3,695	2,695	1,000	Rural - Rurale .....	8,165	6,805	1,360
Farm - Agricole .....	2,355	1,885	470	Farm - Agricole .....	5,795	5,270	525
Non-farm - Non agricole .....	1,340	810	530	Non-farm - Non agricole .....	2,370	1,535	835
Urban - Urbaine .....	930	600	330	Urban - Urbaine .....	750	440	310
Division No. 4 .....	7,960	5,635	2,325	Division No. 17 .....	2,540	2,170	370
Rural - Rurale .....	6,765	4,790	1,975	Rural - Rurale .....	2,540	2,170	370
Farm - Agricole .....	3,955	2,940	1,015	Farm - Agricole .....	655	630	--
Non-farm - Non agricole .....	2,810	1,850	960	Non-farm - Non agricole .....	1,885	1,540	345
Urban - Urbaine .....	1,195	845	350				
Division No. 5 .....	4,835	3,725	1,110	<b>British Columbia .....</b>	<b>337,780</b>	<b>235,160</b>	<b>102,620</b>
Rural - Rurale .....	3,875	3,065	810	Rurale - Rurale .....	105,765	76,605	29,160
Farm - Agricole .....	2,500	2,075	425	Farm - Agricole .....	29,740	26,745	2,995
Non-farm - Non agricole .....	1,375	990	385	Non-farm - Non agricole .....	76,025	49,860	26,165
Urban - Urbaine .....	960	660	300	Urban - Urbaine .....	232,015	158,555	73,460
Division No. 6 .....	55,095	35,010	20,085	Division No. 1 .....	7,700	5,235	2,465
Rural - Rurale .....	11,095	8,450	2,645	Rural - Rurale .....	4,355	2,755	1,600
Farm - Agricole .....	6,765	5,710	1,055	Farm - Agricole .....	700	640	--
Non-farm - Non agricole .....	4,330	2,740	1,590	Non-farm - Non agricole .....	3,655	2,115	1,540
Urban - Urbaine .....	44,000	26,560	17,440	Urban - Urbaine .....	3,345	2,480	865
Division No. 7 .....	8,115	6,330	1,785	Division No. 2 .....	17,125	11,615	5,510
Rural - Rurale .....	7,585	5,945	1,640	Rural - Rurale .....	8,960	6,340	2,620
Farm - Agricole .....	4,760	4,105	655	Farm - Agricole .....	2,565	2,055	510
Non-farm - Non agricole .....	2,825	1,840	985	Non-farm - Non agricole .....	6,395	4,285	2,110
Urban - Urbaine .....	530	385	145	Urban - Urbaine .....	8,165	5,275	2,890
Division No. 8 .....	19,225	14,435	4,790	Division No. 3 .....	22,455	15,960	6,495
Rural - Rurale .....	12,600	9,980	2,620	Rural - Rurale .....	12,650	9,215	3,435
Farm - Agricole .....	9,725	8,210	1,515	Farm - Agricole .....	5,930	5,100	830
Non-farm - Non agricole .....	2,875	1,770	1,105	Non-farm - Non agricole .....	6,720	4,115	2,605
Urban - Urbaine .....	6,625	4,455	2,170	Urban - Urbaine .....	9,805	6,745	3,060
Division No. 9 .....	8,780	6,880	1,900	Division No. 4 .....	189,320	132,885	56,435
Rural - Rurale .....	7,995	6,380	1,615	Rural - Rurale .....	30,665	24,140	6,525
Farm - Agricole .....	5,225	4,735	490	Farm - Agricole .....	10,705	9,965	740
Non-farm - Non agricole .....	2,770	1,645	1,125	Non-farm - Non agricole .....	19,960	14,175	5,785
Urban - Urbaine .....	785	500	285	Urban - Urbaine .....	158,655	108,745	49,910
Division No. 10 .....	13,095	11,015	2,080	Division No. 5 .....	64,305	45,160	19,145
Rural - Rurale .....	11,380	9,760	1,620	Rural - Rurale .....	23,405	16,795	6,610
Farm - Agricole .....	8,640	7,875	765	Farm - Agricole .....	2,795	2,620	175
Non-farm - Non agricole .....	2,740	1,885	855	Non-farm - Non agricole .....	20,610	14,175	6,435
Urban - Urbaine .....	1,715	1,255	460	Urban - Urbaine .....	40,900	28,365	12,535
Division No. 11 .....	59,550	39,650	19,900	Division No. 6 .....	12,035	7,765	4,270
Rural - Rurale .....	12,220	10,155	2,065	Rural - Rurale .....	8,340	5,380	2,960
Farm - Agricole .....	8,675	7,825	850	Farm - Agricole .....	2,950	2,590	360
Non-farm - Non agricole .....	3,545	2,330	1,215	Non-farm - Non agricole .....	5,390	2,790	2,600
Urban - Urbaine .....	47,330	29,495	17,835	Urban - Urbaine .....	3,695	2,385	1,310
Division No. 12 .....	4,940	3,605	1,335	Division No. 7 .....	4,775	2,690	2,085
Rural - Rurale .....	4,390	3,205	1,185	Rural - Rurale .....	2,805	1,655	1,150
Farm - Agricole .....	2,310	2,070	240	Farm - Agricole .....	145	140	--
Non-farm - Non agricole .....	2,080	1,135	945	Non-farm - Non agricole .....	2,660	1,515	1,145
Urban - Urbaine .....	550	400	150	Urban - Urbaine .....	1,970	1,035	935
Division No. 13 .....	7,015	6,120	895	Division No. 8 .....	10,975	7,455	3,520
Rural - Rurale .....	6,385	5,645	740	Rural - Rurale .....	8,930	6,130	2,800
Farm - Agricole .....	4,970	4,615	355	Farm - Agricole .....	2,195	2,015	180
Non-farm - Non agricole .....	1,415	1,030	385	Non-farm - Non agricole .....	6,735	4,115	2,620
Urban - Urbaine .....	630	475	155	Urban - Urbaine .....	2,045	1,325	720
Division No. 14 .....	12,080	10,440	1,640	Division No. 9 .....	4,995	3,430	1,565
Rural - Rurale .....	10,775	9,515	1,260	Rural - Rurale .....	2,565	1,815	750
Farm - Agricole .....	8,615	8,005	610	Farm - Agricole .....	--	--	--
Non-farm - Non agricole .....	2,160	1,510	650	Non-farm - Non agricole .....	2,500	1,750	750
Urban - Urbaine .....	1,305	925	380	Urban - Urbaine .....	2,430	1,615	815
Division No. 15 .....	5,430	4,295	1,135	Division No. 10 .....	4,095	2,965	1,130
Rural - Rurale .....	4,390	3,720	670	Rural - Rurale .....	3,090	2,380	710
Farm - Agricole .....	2,725	2,580	145	Farm - Agricole .....	1,690	1,555	135
Non-farm - Non agricole .....	1,665	1,140	525	Non-farm - Non agricole .....	1,400	825	575
Urban - Urbaine .....	1,040	575	465	Urban - Urbaine .....	1,005	585	420

**TABLE 7. Occupied dwellings by tenure, for incorporated cities, towns, and villages of 2,500 population and over, 1951**

**TABLEAU 7. Logements occupés selon le mode d'occupation, cités, villes et villages constitués de 2,500 et plus, 1951**

City, town, or village Cité, ville ou village	Total	Tenure Mode d'occupation		City, town, or village Cité, ville ou village	Total	Tenure Mode d'occupation	
		Owner-occupied Occupés par leurs propriétaires	Tenant-occupied Occupés par des locataires			Owner-occupied Occupés par leurs propriétaires	Tenant-occupied Occupés par des locataires
<b>Newfoundland</b>				<b>Québec—Con.—suite</b>			
Carbonear .....	720	690	--	Baie-St-Paul .....	485	315	170
Channel-Port aux Basques .....	525	445	--	Beauharnois .....	1,190	625	565
Corner Brook East .....	640	595	--	Beauport .....	965	575	390
Corner Brook West .....	1,220	955	265	Beloell .....	690	370	320
Curling .....	680	590	--	Berthierville .....	690	310	380
Deer Lake .....	510	505	--	Black Lake .....	575	310	265
St. John's .....	10,570	6,520	4,050	Brownsburg .....	795	485	310
Wabana .....	1,120	610	510	Buckingham .....	1,370	870	500
Windsor .....	640	530	110	Cabano .....	500	375	125
				Cap-de-la-Madeleine .....	3,795	1,945	1,850
<b>Prince Edward Island</b>				Causapscaal .....	450	285	165
Charlottetown .....	3,515	1,595	1,920	Charlesbourg .....	1,095	620	475
Summerside .....	1,530	985	545	Charny .....	680	450	230
				Chicoutimi .....	3,875	1,625	2,250
				Coaticook .....	1,415	755	660
<b>Nova Scotia</b>				Courville .....	635	275	360
Amherst .....	2,415	1,645	770	Cowansville .....	995	425	570
Antigonish .....	600	375	225	Dolbeau .....	745	320	425
Bridgewater .....	1,070	755	315	Donnacona .....	765	350	415
Dartmouth .....	3,450	2,020	1,430	Dorval .....	1,275	795	480
Dominion .....	630	550	--	Drummondville .....	3,160	1,020	2,140
Glace Bay .....	5,325	4,220	1,105	East Angus .....	850	540	310
Halifax .....	18,710	8,785	9,925	Farnham .....	1,185	535	650
Kentville .....	1,015	630	385	Gatineau .....	1,200	605	595
Liverpool .....	905	670	235	Giffard .....	1,275	575	700
Lunenburg .....	765	545	220	Granby .....	4,990	1,960	3,030
New Glasgow .....	2,495	1,670	825	Grand'Mère .....	2,390	955	1,435
New Waterford .....	2,090	1,625	465	Greenfield Park .....	845	675	170
North Sydney .....	1,520	1,230	290	Hampstead .....	960	530	430
Pictou .....	1,065	590	475	Hull .....	9,325	4,175	5,150
Springhill .....	1,890	1,370	520	Huntingdon .....	705	430	275
Stellarton .....	1,405	1,080	325	Iberville .....	1,190	615	575
Sydney .....	6,325	4,350	1,975	Jacques-Cartier .....	4,780	3,285	1,495
Sydney Mines .....	1,785	1,490	295	Joliette .....	3,250	1,030	2,220
Trenton .....	740	550	190	Jonquières .....	3,755	1,640	2,115
Truro .....	2,810	1,705	1,105	Kénogami .....	1,765	660	1,105
Westville .....	1,105	845	260	L'Abord-à-Plouffe .....	1,045	565	480
Windsor .....	840	495	345	Lachine .....	6,385	2,675	3,710
Yarmouth .....	2,145	1,010	1,135	Lachute .....	1,485	740	745
				Laprairie .....	870	420	450
<b>New Brunswick</b>				La Providence .....	620	250	370
Bathurst .....	955	625	330	Lasalle .....	2,790	1,235	1,555
Campbellton .....	1,605	865	740	La Sarre .....	515	320	195
Chatham .....	1,140	655	485	L'Assomption .....	520	215	305
Dalhousie .....	980	635	345	La Tuque .....	1,900	895	1,005
Dieppe .....	735	600	135	Lauzon .....	1,905	1,060	845
Edmundston .....	2,180	1,165	1,015	Laval-des-Rapides .....	835	520	315
Fredericton .....	4,255	1,985	2,270	LeMoine .....	910	400	510
Moncton .....	6,595	2,890	3,705	Lennoxville .....	790	460	330
Newcastle .....	945	715	230	Lévis .....	2,435	1,385	1,050
Saint John .....	13,180	2,910	10,270	Longueuil .....	2,485	1,225	1,260
St. Stephen .....	1,090	765	325	Loretteville .....	880	500	380
Sackville .....	750	470	280	Louiseville .....	835	365	470
Sussex .....	890	585	305	Mackayville .....	1,440	1,085	355
Woodstock .....	1,125	660	465	Magog .....	2,725	1,140	1,585
				Malartic .....	1,220	440	780
				Maniwaki .....	710	450	260
				Marieville .....	660	315	345
				Matane .....	1,185	775	410
				Mégantic .....	1,350	690	660
				Mont-Joli .....	860	530	330
				Mont-Laurier .....	925	555	370
				Montmagny .....	1,150	780	370
				Montmorency .....	1,125	240	885
				Montréal .....	247,485	43,215	204,270
				Montréal E. ....	970	240	730
				Montréal N. ....	2,985	1,675	1,310
				Montréal S. ....	970	395	575
<b>Québec</b>							
Acton Vale .....	695	300	395				
Amos .....	835	440	395				
Amqui .....	485	335	150				
Arvida .....	1,910	385	1,525				
Asbestos .....	1,770	755	1,015				
Aylmer .....	880	515	365				
Bagotville .....	725	270	455				
Baie-Comeau .....	565	270	295				

TABLE 7. Occupied dwellings by tenure, for incorporated cities, towns, and villages of 2,500 population and over, 1951 - Continued

TABLEAU 7. Logements occupés selon le mode d'occupation, cités, villes et villages constitués de 2,500 et plus, 1951 - suite

City, town, or village Cité, ville ou village	Total	Tenure — Mode d'occupation		City, town, or village Cité, ville ou village	Total	Tenure — Mode d'occupation	
		Owner-occupied — Occupés par leurs propriétaires	Tenant-occupied — Occupés par des locataires			Owner-occupied — Occupés par leurs propriétaires	Tenant-occupied — Occupés par des locataires
<b>Québec - Con. - fin</b>				<b>Ontario - Con. - suite</b>			
Montréal W. - O. ....	1,005	760	245	Arnprior .....	1,160	805	355
Mont-Royal .....	3,110	2,210	900	Aurora .....	980	760	220
Nicolet .....	565	295	270	Aylmer .....	1,105	640	465
Noranda .....	2,150	660	1,490	Barrie .....	3,525	2,225	1,300
N.-D.-de-Lorette .....	510	310	200	Belleville .....	5,465	2,945	2,520
Outremont .....	7,420	2,375	5,045	Blind River .....	545	380	165
Plessisville .....	1,035	605	430	Bowmanville .....	1,570	1,020	550
Pointe-à-Gatineau .....	815	495	320	Bracebridge .....	770	570	200
Pointe-aux-Trembles .....	1,720	910	810	Brampton .....	2,310	1,640	670
Pointe-Claire .....	2,245	1,780	465	Brantford .....	10,375	6,410	3,965
Pont-Viau .....	1,095	630	465	Brockville .....	3,385	1,635	1,750
Port-Alfred .....	690	260	430	Burlington .....	1,730	1,300	430
Price .....	535	440	--	Burlington Beach .....	750	520	230
Québec .....	34,970	8,540	26,430	Campbellford .....	1,050	635	415
Québec W. - O. ....	1,300	505	795	Carleton Place .....	1,390	875	515
Richmond .....	850	375	475	Chatham .....	6,105	3,440	2,665
Rimouski .....	2,100	1,125	975	Clinton .....	810	625	185
Rivière-du-Loup .....	1,825	1,080	745	Cobourg .....	1,990	1,075	915
Rivière-du-Moulin .....	460	180	280	Cochrane .....	795	505	290
Roberval .....	765	440	325	Collingwood .....	2,190	1,520	670
Rouyn .....	3,015	1,125	1,890	Copper Cliff .....	970	305	665
St-Agathe-des-Monts .....	1,130	565	565	Cornwall .....	4,100	1,730	2,370
St-Alexis-de-la-Grande-Baie .....	470	190	280	Delhi .....	790	485	305
St-Anne-de-Bellevue .....	815	350	465	Dryden .....	680	455	225
St-Anne-de-Chicoutimi .....	645	345	300	Dundas .....	1,825	1,305	520
St-Eustache .....	620	300	320	Dunnville .....	1,305	815	490
St-Eustache-sur-le-Lac .....	870	615	255	Eastview .....	3,190	1,450	1,740
St-Félicien .....	475	280	195	Elmira .....	710	545	165
St-Foy .....	775	460	315	Essex .....	780	615	165
St-Gabriel-de-Brandon .....	650	435	215	Exeter .....	845	620	225
St-Georges (Beauce Co.) .....	570	315	255	Fergus .....	1,020	660	360
St-Georges W. - O. (Beauce Co.) .....	550	365	185	Forest Hill .....	4,250	2,885	1,365
St-Hyacinthe .....	4,420	1,175	3,245	Fort Erie .....	2,260	1,445	815
St-Jean .....	4,090	1,320	2,770	Fort Frances .....	2,135	1,680	455
St-Jérôme (Terrebonne Co.) .....	3,990	1,470	2,520	Fort William .....	9,300	6,675	2,625
St-Joseph (Drummond Co.) .....	1,460	395	1,065	Galt .....	5,470	3,520	1,950
St-Joseph-d'Alma .....	1,340	590	750	Gananoque .....	1,320	860	460
St-Joseph-de-Sorel .....	705	330	375	Georgetown .....	1,020	640	380
St-Lambert .....	2,260	1,410	850	Geraldton .....	830	485	345
St-Laurent .....	4,975	1,910	3,065	Goderich .....	1,545	1,085	460
St-Michel .....	2,255	1,395	860	Gravenhurst .....	885	645	240
St-Pierre .....	1,175	350	825	Grimsby .....	850	540	310
St-Raymond .....	645	345	300	Guelph .....	7,105	4,320	2,785
St-Rose .....	880	465	415	Hamilton .....	55,340	36,090	19,250
St-Thérèse .....	1,560	780	780	Hanover .....	1,030	810	220
St-Tite .....	555	365	190	Hawkesbury .....	1,520	890	630
Shawinigan Falls .....	5,670	1,310	4,360	Hespeler .....	1,040	695	345
Shawinigan S. ....	1,335	700	635	Humberstone .....	1,030	700	330
Sherbrooke .....	11,545	3,785	7,760	Huntsville .....	945	650	295
Sillery .....	2,155	1,440	715	Ingersoll .....	1,940	1,260	680
Sorel .....	3,065	1,400	1,665	Kapuskasing .....	1,045	350	695
Témiscaming .....	530	--	530	Kenora .....	2,405	1,625	780
Terrebonne .....	735	310	425	Kincardine .....	805	580	225
Thetford Mines .....	3,330	1,945	1,385	Kingston .....	8,710	4,115	4,595
Trois-Pistoles .....	735	465	270	Kingsville .....	800	550	250
Trois-Rivières .....	9,530	2,670	6,860	Kitchener .....	11,570	7,500	4,070
Val-d'Or .....	1,825	765	1,060	Leamington .....	2,150	1,490	660
Valleyfield (Salaberry-de-) .....	4,890	2,020	2,870	Leaside .....	4,645	3,780	865
Verdun .....	19,805	3,130	16,675	Lindsay .....	2,725	1,790	935
Victoriaville .....	2,890	1,335	1,555	Listowel .....	1,025	775	250
Waterloo .....	970	420	550	London .....	26,385	15,895	10,490
Westmount .....	6,260	3,180	3,080	Long Branch .....	2,260	1,870	390
Windsor .....	1,040	545	495	Mattawa .....	675	435	240
				Meaford .....	1,020	755	265
				Merriton .....	1,280	935	345
				Midland .....	1,955	1,510	445
<b>Ontario</b>				Mimico .....	3,015	2,130	885
Acton .....	780	570	210	Napanee .....	1,195	775	420
Almonte .....	780	535	245	New Liskeard .....	1,130	765	365
Amherstburg .....	960	680	280				



TABLE 7. Occupied dwellings by tenure, for incorporated cities, towns, and villages of 2,500 population and over, 1951 - Concluded

TABLEAU 7. Logements occupés selon le mode d'occupation, cités, villes et villages constitués de 2,500 et plus, 1951 - fin

City, town, or village Cité, ville ou village	Total	Tenure Mode d'occupation		City, town, or village Cité, ville ou village	Total	Tenure Mode d'occupation	
		Owner-occupied Occupés par leurs propriétaires	Tenant-occupied Occupés par des locataires			Owner-occupied Occupés par leurs propriétaires	Tenant-occupied Occupés par des locataires
<b>Ontario - Con. - fin</b>				<b>Manitoba - Con. - fin</b>			
Newmarket .....	1,480	955	525	The Pas .....	830	475	355
New Toronto .....	2,360	1,790	570	Transcona .....	1,875	1,360	515
Niagara Falls .....	6,105	3,920	2,185	Winnipeg .....	64,630	34,280	30,350
North Bay .....	4,400	3,005	1,395				
Oakville .....	1,910	1,385	525				
				<b>Saskatchewan</b>			
Orangeville .....	985	715	270	Estevan .....	1,155	800	355
Orillia .....	3,430	2,435	995	Lloydminster (pt.) <sup>1</sup> .....	650	475	175
Oshawa .....	11,225	8,245	2,980	Melfort .....	850	500	350
Ottawa .....	48,965	21,260	27,705	Melville .....	1,225	835	390
Owen Sound .....	4,465	3,080	1,385	Moose Jaw .....	7,320	4,170	3,150
				Nipawin .....	930	750	180
Paris .....	1,535	1,010	525	North Battleford .....	1,990	1,175	815
Parry Sound .....	1,365	930	435	Prince Albert .....	4,353	2,725	1,630
Pembroke .....	3,045	2,220	825	Regina .....	19,160	11,060	8,100
Penetanguishene .....	1,045	725	320	Saskatoon .....	14,980	9,585	5,395
Perth .....	1,380	830	550	Swift Current .....	2,275	1,210	1,065
				Weyburn .....	1,415	850	565
Peterborough .....	10,020	6,370	3,650	Yorkton .....	1,855	1,075	780
Petrolia .....	915	665	250				
Pictou .....	1,370	835	535	<b>Alberta</b>			
Port Arthur .....	8,425	6,275	2,150	Bowness .....	830	695	135
Port Colborne .....	2,130	1,265	865	Calgary .....	37,710	22,240	15,470
				Camrose .....	1,020	750	270
Port Credit .....	975	750	225	Drumheller .....	805	490	315
Port Dalhousie .....	740	460	280	Edmonton .....	42,925	26,325	16,600
Port Hope .....	1,965	1,205	760	Grande Prairie .....	750	440	310
Portsmouth .....	355	185	170	Jasper Place .....	2,345	1,755	590
Prescott .....	995	490	505	Lethbridge .....	6,580	3,955	2,625
				Lloydminster (pt.) <sup>2</sup> .....	500	370	130
Preston .....	2,025	1,380	645	Medicine Hat .....	4,925	2,910	2,015
Renfrew .....	1,855	1,305	550	Ponoka .....	760	480	280
Riverside .....	2,495	2,215	280	Red Deer .....	2,105	1,320	785
St. Catharines .....	10,380	6,595	3,785	Taber .....	805	605	200
St. Mary's .....	1,250	835	415	Wetaskiwin .....	1,040	710	330
St. Thomas .....	5,540	3,450	2,090				
Sarnia .....	9,380	6,620	2,760	<b>British Columbia</b>			
Sault Ste. Marie .....	7,855	5,330	2,525	Alberni .....	940	685	255
Simcoe .....	2,210	1,295	915	Chilliwack .....	1,825	1,315	510
Smith's Falls .....	2,405	1,575	830	Courtenay .....	815	565	250
				Cranbrook .....	1,005	735	275
Stratford .....	5,445	3,650	1,795	Dawson Creek .....	1,005	585	420
Strathroy .....	1,160	895	265				
Sturgeon Falls .....	1,045	695	350	Duncan .....	845	510	335
Sudbury .....	9,450	4,435	5,015	Fernie .....	745	510	235
Swansea .....	2,410	1,795	615	Kamloops .....	2,370	1,405	965
				Kelowna .....	2,615	1,775	840
Tecumseh .....	900	740	160	Kimberley .....	1,595	1,235	360
Thorold .....	1,675	1,225	450				
Tilbury .....	725	520	205	Mission City .....	800	450	350
Tillsonburg .....	1,630	1,035	595	Nanaimo .....	2,270	1,665	605
Timmins .....	6,920	3,380	3,540	Nelson .....	2,075	1,325	750
				New Westminster .....	7,985	5,345	2,640
Toronto .....	157,175	97,795	59,380	North Vancouver .....	4,535	3,355	1,180
Trenton .....	2,770	1,490	1,280	Penticton .....	3,110	2,290	820
Walkerton .....	865	625	240	Port Alberni .....	2,260	1,335	925
Wallaceburg .....	2,180	1,415	765	Port Coquitlam .....	960	780	180
Waterloo .....	3,045	2,170	875	Prince George .....	1,255	845	410
				Prince Rupert .....	2,430	1,615	815
Welland .....	3,935	2,585	1,350	Revelstoke .....	855	615	240
Weston .....	2,235	1,855	380	Rossland .....	1,205	955	250
Whitby .....	1,440	995	445	Trail .....	3,150	1,715	1,435
Windsor .....	31,815	17,300	14,515	Vancouver .....	101,330	63,885	37,445
Wingham .....	790	550	240	Vernon .....	2,225	1,470	755
Woodstock .....	4,635	2,740	1,895	Victoria .....	15,790	9,195	6,595
				Westview .....	1,040	770	270
<b>Manitoba</b>							
Brandon .....	5,360	3,430	1,930				
Brooklands .....	775	690	--				
Dauphin .....	1,600	1,240	360				
Flin Flon .....	2,540	1,565	975				
Neepawa .....	905	610	295				
Portage la Prairie .....	2,095	1,545	550				
St. Boniface .....	6,625	4,070	2,555				
Selkirk .....	1,320	1,015	305				

1. Part in Saskatchewan and part in Alberta. - Partie en Saskatchewan et partie en Alberta.

TABLE 8. Occupied dwellings by tenure showing type of dwelling, for provinces, rural farm, rural non-farm, and urban size groups, 1951

TABLEAU 8. Logements occupés selon le mode d'occupation et le genre, provinces, régions rurales agricoles, rurales non agricoles, et urbaines par groupe d'importance, 1951

Locality and tenure Localité et mode d'occupation	Total <sup>1</sup>	Type of dwelling Genre de logement			Locality and tenure Localité et mode d'occupation	Total <sup>1</sup>	Type of dwelling Genre de logement		
		Single detached <sup>2</sup>	Single attached <sup>2</sup>	Apartments and flats <sup>2</sup>			Single detached <sup>2</sup>	Single attached <sup>2</sup>	Apartments and flats <sup>2</sup>
		Uniquement seule <sup>2</sup>	Uniquement attenante <sup>2</sup>	Appartements et plain-pied <sup>2</sup>			Uniquement seule <sup>2</sup>	Uniquement attenante <sup>2</sup>	Appartements et plain-pied <sup>2</sup>
<b>CANADA</b>	<b>3,409,295</b>	<b>2,275,615</b>	<b>237,655</b>	<b>885,565</b>	<b>Prince Edward Island - Con.-fin</b>				
Owned - Possédé	2,236,955	1,898,950	144,710	186,425	Urban - Urbaine	5,575	3,075	1,020	1,470
Rented - Loué	1,172,340	376,665	92,945	699,140	Owned - Possédé	2,980	2,355	290	335
					Rented - Loué	2,595	720	730	1,135
Rural - Rurale	1,254,260	1,131,610	58,875	58,520	10,000-29,999	3,515	1,470	930	1,105
Owned - Possédé	1,028,780	957,255	41,220	26,225	Owned - Possédé	1,595	1,115	245	235
Rented - Loué	225,480	174,355	17,655	32,295	Rented - Loué	1,920	355	685	870
Farm - Agricole	629,785	592,940	24,725	10,605	Under 10,000 - Moins de 10,000	2,060	1,605	--	365
Owned - Possédé	570,260	538,935	21,575	8,455	Owned - Possédé	1,385	1,240	--	100
Rented - Loué	59,525	54,005	3,150	2,150	Rented - Loué	675	365	--	265
Non-farm - Non agricole	624,475	538,670	34,150	47,915					
Owned - Possédé	458,520	418,320	19,645	17,770	<b>Nova Scotia</b>	<b>149,555</b>	<b>117,245</b>	<b>12,260</b>	<b>19,800</b>
Rented - Loué	165,955	120,350	14,505	30,145	Owned - Possédé	113,945	102,060	7,565	4,165
Urban - Urbaine	2,155,035	1,144,005	178,780	827,045	Rented - Loué	35,610	15,185	4,695	15,635
Owned - Possédé	1,208,175	941,695	103,490	160,200	Rural - Rurale	71,125	66,120	3,435	1,505
Rented - Loué	946,860	202,310	75,290	666,845	Owned - Possédé	62,865	59,755	2,355	715
100,000 and over - 100,000 et plus	848,640	314,805	95,450	436,385	Rented - Loué	8,260	6,365	1,080	790
Owned - Possédé	390,930	260,290	61,500	68,300	Farm - Agricole	25,750	24,370	1,080	290
Rented - Loué	457,710	54,515	33,950	368,085	Owned - Possédé	24,345	23,255	900	185
30,000-99,999	375,015	221,020	25,960	127,225	Rented - Loué	1,405	1,115	180	105
Owned - Possédé	227,045	188,200	14,335	24,100	Non-farm - Non agricole	45,375	41,750	2,355	1,215
Rented - Loué	147,970	32,820	11,625	103,125	Owned - Possédé	38,520	36,500	1,455	530
10,000-29,999	369,795	214,935	25,070	129,130	Rented - Loué	6,855	5,250	900	685
Owned - Possédé	220,445	176,860	12,810	30,445	Urban - Urbaine	78,430	51,125	8,825	18,295
Rented - Loué	149,350	38,075	12,260	98,685	Owned - Possédé	51,080	42,305	5,210	3,450
Under 10,000 - Moins de 10,000	561,585	393,245	32,300	134,305	Rented - Loué	27,350	8,820	3,615	14,845
Owned - Possédé	369,755	316,345	14,845	37,355	30,000-99,999	25,035	11,890	2,610	10,430
Rented - Loué	191,830	76,900	17,455	96,950	Owned - Possédé	13,135	10,170	1,310	1,590
<b>Newfoundland</b>	<b>70,980</b>	<b>59,340</b>	<b>7,210</b>	<b>4,320</b>	Rented - Loué	11,900	1,720	1,300	8,840
Owned - Possédé	61,540	55,635	4,890	895	10,000-29,999	13,675	8,755	2,105	2,800
Rented - Loué	9,440	3,685	2,320	3,425	Owned - Possédé	9,570	7,365	1,585	610
Rural - Rurale	41,245	39,510	1,470	200	Rented - Loué	4,105	1,390	520	2,190
Owned - Possédé	39,435	38,080	1,215	--	Under 10,000 - Moins de 10,000	39,720	30,480	4,110	5,065
Rented - Loué	1,810	1,430	255	120	Owned - Possédé	28,375	24,770	2,315	1,250
Farm - Agricole	2,890	2,805	--	--	Rented - Loué	11,345	5,710	1,795	3,815
Owned - Possédé	2,825	2,745	--	--					
Rented - Loué	--	--	--	--	<b>New Brunswick</b>	<b>114,010</b>	<b>83,220</b>	<b>9,200</b>	<b>21,380</b>
Non-farm - Non agricole	38,355	36,705	1,385	200	Owned - Possédé	81,210	71,770	4,800	4,515
Owned - Possédé	36,610	35,335	1,135	--	Rented - Loué	32,800	11,450	4,400	16,865
Rented - Loué	1,745	1,370	250	120	Rural - Rurale	62,225	56,080	4,190	1,820
Urban - Urbaine	29,735	19,830	5,740	4,120	Owned - Possédé	54,710	50,715	3,085	805
Owned - Possédé	22,105	17,575	3,675	815	Rented - Loué	7,515	5,365	1,105	1,015
Rented - Loué	7,630	2,255	2,065	3,305	Farm - Agricole	27,865	25,865	1,705	275
30,000-99,999	10,570	3,560	4,280	2,725	Owned - Possédé	26,860	25,005	1,585	250
Owned - Possédé	6,520	3,030	2,835	655	Rented - Loué	1,005	860	120	--
Rented - Loué	4,050	530	1,445	2,070	Non-farm - Non agricole	34,360	30,215	2,485	1,545
Under 10,000 - Moins de 10,000	19,165	16,270	1,460	1,395	Owned - Possédé	27,850	25,710	1,500	555
Owned - Possédé	15,585	14,545	840	160	Rented - Loué	6,510	4,505	985	990
Rented - Loué	3,580	1,725	620	1,235	Urban - Urbaine	51,785	27,140	5,010	19,560
<b>Prince Edward Island</b>	<b>22,455</b>	<b>18,790</b>	<b>1,890</b>	<b>1,730</b>	Owned - Possédé	26,500	21,055	1,715	3,710
Owned - Possédé	18,305	16,815	1,010	460	Rented - Loué	25,285	6,085	3,295	15,850
Rented - Loué	4,150	1,975	880	1,270	30,000-99,999	13,180	1,420	1,065	10,655
Rural - Rurale	16,880	15,715	870	260	Owned - Possédé	2,910	795	335	1,775
Owned - Possédé	15,325	14,460	720	125	Rented - Loué	10,270	625	730	8,880
Rented - Loué	1,555	1,255	150	135	10,000-29,999	18,095	10,155	2,055	5,860
Farm - Agricole	10,650	10,085	495	--	Owned - Possédé	9,430	7,450	835	1,140
Owned - Possédé	10,280	9,765	465	--	Rented - Loué	8,665	2,705	1,220	4,720
Rented - Loué	370	320	--	--	Under 10,000 - Moins de 10,000	20,510	15,565	1,890	3,045
Non-farm - Non agricole	6,230	5,630	375	195	Owned - Possédé	14,160	12,810	545	795
Owned - Possédé	5,045	4,695	255	--	Rented - Loué	6,350	2,755	1,345	2,250
Rented - Loué	1,185	935	120	115					

1. Includes occupied trailers, houseboats, tents, box-cars, and other miscellaneous types. - Comprend les remorques, les bateaux-maisons, les tentes, les wagons-marchandises et autres divers genres de logements occupés.  
2. See Introduction. - Voir l'Introduction.

TABLE 8. Occupied dwellings by tenure showing type of dwelling, for provinces, rural farm, rural non-farm, and urban size groups, 1951 - Continued

TABLEAU 8. Logements occupés selon le mode d'occupation et le genre, provinces, régions rurales agricoles, rurales non agricoles, et urbaines par groupe d'importance, 1951 - suite

Locality and tenure Localité et mode d'occupation	Total <sup>1</sup>	Type of dwelling Genre de logement			Locality and tenure Localité et mode d'occupation	Total <sup>1</sup>	Type of dwelling Genre de logement		
		Single detached <sup>2</sup>	Single attached <sup>2</sup>	Apartments and flats <sup>2</sup>			Single detached <sup>2</sup>	Single attached <sup>2</sup>	Apartments and flats <sup>2</sup>
		Unique-maison seule <sup>2</sup>	Unique-maison attenant <sup>2</sup>	Appartements et plain-pied <sup>2</sup>			Unique-maison seule <sup>2</sup>	Unique-maison attenant <sup>2</sup>	Appartements et plain-pied <sup>2</sup>
<b>Québec</b>				<b>Manitoba - Con.-fin</b>					
Owned - Possédé	858,785	341,310	35,870	480,215	Rural - Rurale	83,690	77,920	3,950	1,515
Rented - Loué	416,960	292,960	24,560	98,435	Owned - Possédé	69,780	65,955	2,895	700
	441,825	48,350	11,310	381,780	Rented - Loué	13,910	11,965	1,055	815
Rural - Rurale	255,385	211,285	11,520	31,750	Farm - Agricole	50,945	49,210	1,495	220
Owned - Possédé	215,435	189,280	9,795	15,610	Owned - Possédé	45,705	44,215	1,285	185
Rented - Loué	39,950	22,005	1,725	16,140	Rented - Loué	5,240	4,995	210	--
Farm - Agricole	129,925	118,335	5,640	5,860	Non-farm - Non agricole	32,745	28,710	2,455	1,295
Owned - Possédé	125,520	114,765	5,480	5,185	Owned - Possédé	24,075	21,740	1,610	515
Rented - Loué	4,405	3,570	160	675	Rented - Loué	8,670	6,970	845	780
Non-farm - Non agricole	125,460	92,950	5,880	25,890	Urban - Urbaine	118,710	80,695	3,350	34,575
Owned - Possédé	89,915	74,515	4,315	10,425	Owned - Possédé	74,865	66,785	1,245	6,785
Rented - Loué	35,545	18,435	1,565	15,465	Rented - Loué	43,845	13,910	2,105	27,790
Urban - Urbaine	603,400	130,025	24,350	448,465	100,000 and over - 100,000 et plus	64,630	36,270	2,110	26,215
Owned - Possédé	201,525	103,680	14,765	82,825	Owned - Possédé	34,280	28,980	575	4,705
Rented - Loué	401,875	26,345	9,585	365,640	Rented - Loué	30,350	7,290	1,535	21,510
100,000 and over - 100,000 et plus	282,455	14,080	9,680	258,455	10,000-29,999	28,930	23,480	525	4,905
Owned - Possédé	51,755	10,155	5,925	35,600	Owned - Possédé	21,605	20,195	265	1,130
Rented - Loué	230,700	3,925	3,755	222,855	Rented - Loué	7,325	3,285	260	3,775
30,000-99,999	57,625	8,560	2,345	46,700	Under 10,000 - Moins de 10,000	25,150	20,945	715	3,455
Owned - Possédé	16,135	6,865	1,415	7,850	Owned - Possédé	18,980	17,610	405	950
Rented - Loué	41,490	1,695	930	38,850	Rented - Loué	6,170	3,335	310	2,505
10,000-29,999	107,925	30,785	6,885	70,095	<b>Saskatchewan</b>				
Owned - Possédé	47,540	25,220	4,625	17,590	Owned - Possédé	221,455	192,100	8,815	19,705
Rented - Loué	60,385	5,565	2,260	52,505	Owned - Possédé	164,800	153,655	6,285	4,300
Under 10,000 - Moins de 10,000	155,395	76,600	5,440	73,215	Rented - Loué	56,655	38,445	2,530	15,405
Owned - Possédé	86,095	61,440	2,800	21,785	Rural - Rurale	151,750	141,795	7,030	2,245
Rented - Loué	69,300	15,160	2,640	51,430	Owned - Possédé	121,430	114,645	5,390	910
<b>Ontario</b>				<b>Rented - Loué</b>					
Owned - Possédé	1,181,125	823,930	133,855	219,360	30,320	27,150	1,640	1,335	
Rented - Loué	821,335	687,645	82,385	48,760	Farm - Agricole	99,970	95,755	3,730	115
	359,790	136,285	51,470	170,600	Owned - Possédé	85,255	81,620	3,260	100
Rural - Rurale	340,870	304,970	18,675	15,925	Rented - Loué	14,715	14,135	470	--
Owned - Possédé	272,800	254,270	11,330	6,250	Non-farm - Non agricole	51,780	46,040	3,300	2,130
Rented - Loué	68,070	50,700	7,345	9,675	Owned - Possédé	36,175	33,025	2,130	810
Farm - Agricole	166,955	155,355	7,780	3,540	Rented - Loué	15,605	13,015	1,170	1,320
Owned - Possédé	148,810	139,910	6,260	2,365	Urban - Urbaine	69,705	50,305	1,785	17,460
Rented - Loué	18,145	15,445	1,520	1,175	Owned - Possédé	43,370	39,010	895	3,390
Non-farm - Non agricole	173,915	149,615	10,895	12,385	Rented - Loué	26,335	11,295	890	14,070
Owned - Possédé	123,990	114,360	5,070	3,885	30,000-99,999	34,140	23,705	785	9,585
Rented - Loué	49,925	35,255	5,825	8,500	Owned - Possédé	20,645	18,545	290	1,780
Urban - Urbaine	840,255	518,960	115,180	203,435	Rented - Loué	13,495	5,160	495	7,805
Owned - Possédé	548,535	433,375	71,055	42,510	10,000-29,999	11,675	7,710	180	3,770
Rented - Loué	291,720	85,585	44,125	160,925	Owned - Possédé	6,895	6,065	130	700
100,000 and over - 100,000 et plus	319,590	145,460	78,070	95,005	Rented - Loué	4,780	1,645	--	3,070
Owned - Possédé	192,445	121,935	53,370	16,645	Under 10,000 - Moins de 10,000	23,890	18,890	820	4,105
Rented - Loué	127,145	23,525	24,700	78,360	Owned - Possédé	15,830	14,400	475	910
30,000-99,999	201,630	146,430	13,300	41,435	Rented - Loué	8,060	4,490	345	3,195
Owned - Possédé	143,970	126,645	7,680	9,400	<b>Alberta</b>				
Rented - Loué	57,660	19,785	5,620	32,035	Owned - Possédé	250,750	204,000	7,850	37,085
10,000-29,999	123,375	81,545	9,375	32,240	Owned - Possédé	179,053	163,795	4,630	9,300
Owned - Possédé	78,230	67,030	3,875	7,180	Rented - Loué	71,695	40,205	3,220	27,785
Rented - Loué	45,145	14,515	5,500	25,060	Rural - Rurale	125,325	118,150	4,465	1,435
Under 10,000 - Moins de 10,000	195,660	145,525	14,435	34,755	Owned - Possédé	100,395	95,460	3,320	545
Owned - Possédé	133,890	117,765	6,130	9,285	Rented - Loué	24,930	22,690	1,145	890
Rented - Loué	61,770	27,760	8,305	25,470	Farm - Agricole	85,095	82,180	2,145	130
<b>Manitoba</b>				<b>Owned - Possédé</b>					
Owned - Possédé	202,400	158,615	7,300	36,090	Owned - Possédé	73,915	71,325	1,975	--
Rented - Loué	144,645	132,740	4,140	7,485	Rented - Loué	11,180	10,855	170	--
	57,755	25,875	3,160	28,605	Non-farm - Non agricole	40,230	35,970	2,320	1,305
					Owned - Possédé	26,480	24,135	1,345	475
					Rented - Loué	13,750	11,835	975	830

1. Includes occupied trailers, houseboats, tents, box-cars, and other miscellaneous types. - Comprend les remorques, les bateaux-maisons, les tentes, les wagons-marchandises et autres divers genres de logements occupés.

2. See Introduction. - Voir l'Introduction.

**TABLE 8. Occupied dwellings by tenure showing type of dwelling, for provinces, rural farm, rural non-farm, and urban size groups, 1951 - Concluded**

**TABLEAU 8. Logements occupés selon le mode d'occupation et le genre, provinces, régions rurales agricoles, rurales non agricoles, et urbaines par groupe d'importance, 1951 - fin**

Locality and tenure Localité et mode d'occupation	Total <sup>1</sup>	Type of dwelling Genre de logement			Locality and tenure Localité et mode d'occupation	Total <sup>1</sup>	Type of dwelling Genre de logement		
		Single detached <sup>2</sup>	Single attached <sup>2</sup>	Apartments and flats <sup>2</sup>			Single detached <sup>2</sup>	Single attached <sup>2</sup>	Apartments and flats <sup>2</sup>
		Unique-maison seule <sup>2</sup>	Unique-maison attenant <sup>2</sup>	Appartements et plain-pied <sup>2</sup>			Unique-maison seule <sup>2</sup>	Unique-maison attenant <sup>2</sup>	Appartements et plain-pied <sup>2</sup>
<b>Alberta - Con.-fin</b>					<b>British Columbia - Con.-fin</b>				
Urban - Urbaine	125,425	85,850	3,385	35,650	Rural - Con. - Rurale - fin	29,740	28,980	570	110
Owned - Possédé	78,660	68,335	1,310	8,755	Farm - Agricole	26,745	26,330	285	--
Rented - Loué	46,765	17,515	2,075	26,895	Owned - Possédé	2,995	2,650	285	--
100,000 and over - 100,000 et plus	80,635	50,510	1,590	28,290	Rented - Loué	76,025	71,085	2,700	1,755
Owned - Possédé	48,565	41,300	480	6,680	Non-farm - Non agricole	49,860	48,305	830	415
Rented - Loué	32,070	9,210	1,110	21,610	Owned - Possédé	26,165	22,780	1,870	1,340
10,000 - 29,999	11,505	7,265	420	3,695	Rented - Loué	232,015	177,000	10,135	44,015
Owned - Possédé	6,865	5,685	130	1,025	Urban - Urbaine	158,555	147,220	3,330	7,625
Rented - Loué	4,640	1,580	290	2,670	Owned - Possédé	73,460	29,780	6,805	36,390
Under 10,000 - Moins de 10,000	33,285	28,075	1,375	3,665	Rented - Loué	101,330	68,485	4,000	28,420
Owned - Possédé	23,230	21,350	700	1,050	100,000 and over - 100,000 et plus	63,885	57,920	1,150	4,670
Rented - Loué	10,055	6,725	675	2,615	Owned - Possédé	37,445	10,565	2,850	23,570
<b>British Columbia</b>	<b>337,780</b>	<b>277,065</b>	<b>13,405</b>	<b>45,880</b>	Rented - Loué	32,835	25,455	1,575	5,695
Owned - Possédé	235,160	221,835	4,443	8,110	Owned - Possédé	23,730	22,150	470	1,050
Rented - Loué	102,620	55,210	8,960	37,770	Rented - Loué	9,105	3,305	1,105	4,645
Rural - Rurale	105,765	100,065	3,270	1,865	10,000 - 29,999	51,100	43,770	2,595	4,660
Owned - Possédé	76,605	74,635	1,115	485	Owned - Possédé	38,715	36,735	1,120	835
Rented - Loué	29,160	25,430	2,155	1,380	Rented - Loué	12,385	7,035	1,475	3,825
					Under 10,000 - Moins de 10,000	46,750	39,290	1,965	5,240
					Owned - Possédé	32,225	30,415	590	1,070
					Rented - Loué	14,525	8,875	1,375	4,170

1. Includes occupied trailers, houseboats, tents, box-cars, and other miscellaneous types. - Comprend les remorques, les bateaux-maisons, les tentes, les wagons-marchandises et autres divers genres de logements occupés.  
2. See Introduction. - Voir l'Introduction.

**TABLE 9. Occupied dwellings by tenure showing type of dwelling, for counties and census divisions, 1951**  
**TABLEAU 9. Logements occupés selon le mode d'occupation et le genre, comtés et divisions de recensement, 1951**

County or census division, and tenure Comté ou division de recensement et mode d'occupation	Total <sup>1</sup>	Type of dwelling Genre de logement			County or census division, and tenure Comté ou division de recensement et mode d'occupation	Total <sup>1</sup>	Type of dwelling Genre de logement		
		Single detached <sup>2</sup>	Single attached <sup>2</sup>	Apartments and flats <sup>2</sup>			Single detached <sup>2</sup>	Single attached <sup>2</sup>	Apartments and flats <sup>2</sup>
		Unique-maison seule <sup>2</sup>	Unique-maison attenant <sup>2</sup>	Appartements et plain-pied <sup>2</sup>			Unique-maison seule <sup>2</sup>	Unique-maison attenant <sup>2</sup>	Appartements et plain-pied <sup>2</sup>
<b>CANADA</b>	<b>3,409,295</b>	<b>2,275,615</b>	<b>237,653</b>	<b>885,565</b>	<b>Newfoundland - Con.-fin</b>				
Owned - Possédé	2,236,955	1,898,950	144,710	186,425	Division No. 5	5,085	4,505	270	280
Rented - Loué	1,172,340	376,665	92,943	699,140	Owned - Possédé	4,430	4,130	160	110
<b>Newfoundland</b>	<b>70,980</b>	<b>59,340</b>	<b>7,210</b>	<b>4,320</b>	Rented - Loué	655	375	110	170
Owned - Possédé	61,540	55,653	4,890	895	Division No. 6	4,940	3,710	365	860
Rented - Loué	9,440	3,685	2,320	3,425	Owned - Possédé	3,355	3,230	--	--
Division No. 1	29,960	21,720	5,275	2,945	Rented - Loué	1,585	480	270	835
Owned - Possédé	24,195	19,860	3,605	720	Division No. 7	7,575	7,340	215	--
Rented - Loué	5,765	1,860	1,670	2,225	Owned - Possédé	7,370	7,200	160	--
Division No. 2	4,760	4,515	235	--	Rented - Loué	205	140	--	--
Owned - Possédé	4,595	4,395	190	--	Division No. 8	7,495	7,030	455	--
Rented - Loué	165	120	--	--	Owned - Possédé	7,315	6,875	430	--
Division No. 3	4,055	3,925	125	--	Rented - Loué	180	155	--	--
Owned - Possédé	3,865	3,770	--	--	Division No. 9	3,030	2,905	110	--
Rented - Loué	190	155	--	--	Owned - Possédé	2,950	2,845	--	--
Division No. 4	2,795	2,595	105	--	Rented - Loué	--	--	--	--
Owned - Possédé	2,525	2,460	--	--	Division No. 10	1,285	1,095	--	--
Rented - Loué	270	135	--	--	Owned - Possédé	940	890	--	--
					Rented - Loué	345	205	--	--

1. Includes occupied trailers, houseboats, tents, box-cars, and other miscellaneous types. - Comprend les remorques, les bateaux-maisons, les tentes, les wagons-marchandises et autres divers genres de logements occupés.  
2. See Introduction. - Voir l'Introduction.

TABLE 9. Occupied dwellings by tenure showing type of dwelling, for counties and census divisions, 1951 - Continued

TABLEAU 9. Logements occupés selon le mode d'occupation et le genre, comtés et divisions de recensement, 1951 - suite

County or census division, and tenure Comté ou division de recensement et mode d'occupation	Total <sup>1</sup>	Type of dwelling Genre de logement			County or census division, and tenure Comté ou division de recensement et mode d'occupation	Total <sup>1</sup>	Type of dwelling Genre de logement		
		Single de- tached <sup>2</sup>	Single at- tached <sup>2</sup>	Apart- ments and flats <sup>2</sup>			Single de- tached <sup>2</sup>	Single at- tached <sup>2</sup>	Apart- ments and flats <sup>2</sup>
		Unique- maison seule <sup>2</sup>	Unique- maison atte- nante <sup>2</sup>	Apparte- ments et plain- pied <sup>2</sup>			Unique- maison seule <sup>2</sup>	Unique- maison atte- nante <sup>2</sup>	Apparte- ments et plain- pied <sup>2</sup>
<b>Prince Edward Island</b>	<b>22,455</b>	<b>18,790</b>	<b>1,890</b>	<b>1,730</b>	<b>Nova Scotia - Con.-fin</b>				
Owned - Possédé	18,305	16,813	1,010	460	Shelburne	3,510	3,290	105	115
Rented - Loué	4,150	1,975	880	1,270	Owned - Possédé	3,055	2,970	--	--
					Rented - Loué	455	320	--	--
Kings	4,315	4,040	200	--	Victoria	1,920	1,875	--	--
Owned - Possédé	4,020	3,810	180	--	Owned - Possédé	1,770	1,750	--	--
Rented - Loué	295	230	--	--	Rented - Loué	150	125	--	--
Prince	8,380	7,440	520	410	Yarmouth	5,690	4,305	465	905
Owned - Possédé	6,970	6,435	395	135	Owned - Possédé	4,175	3,790	165	210
Rented - Loué	1,410	1,005	125	275	Rented - Loué	1,515	515	300	695
Queens	9,760	7,310	1,170	1,245					
Owned - Possédé	7,315	6,570	435	295	<b>New Brunswick</b>	<b>114,010</b>	<b>83,220</b>	<b>9,200</b>	<b>21,380</b>
Rented - Loué	2,445	740	735	950	Owned - Possédé	81,210	71,770	4,800	4,515
					Rented - Loué	32,800	11,450	4,400	16,865
<b>Nova Scotia</b>	<b>149,555</b>	<b>117,245</b>	<b>12,260</b>	<b>19,800</b>	Albert	2,485	2,175	215	--
Owned - Possédé	113,945	102,060	7,565	4,165	Owned - Possédé	2,145	1,970	140	--
Rented - Loué	35,610	15,185	4,695	15,635	Rented - Loué	340	205	--	--
Annapolis	5,390	4,655	325	400	Carleton	5,580	4,790	275	510
Owned - Possédé	4,240	3,975	155	110	Owned - Possédé	4,395	4,090	100	205
Rented - Loué	1,150	680	170	290	Rented - Loué	1,185	700	175	305
Antigonish	2,435	2,285	--	110	Charlotte	6,815	5,805	400	590
Owned - Possédé	2,085	2,055	--	--	Owned - Possédé	5,180	4,910	100	160
Rented - Loué	350	230	--	--	Rented - Loué	1,635	895	300	430
Cape Breton	24,865	18,165	3,535	3,150	Gloucester	9,930	8,985	530	395
Owned - Possédé	19,685	16,220	2,640	815	Owned - Possédé	9,070	8,450	440	160
Rented - Loué	5,180	1,945	895	2,335	Rented - Loué	860	535	--	235
Colchester	7,945	6,530	340	1,070	Kent	4,950	4,510	355	--
Owned - Possédé	6,165	5,690	180	290	Owned - Possédé	4,610	4,255	315	--
Rented - Loué	1,780	840	160	780	Rented - Loué	340	255	--	--
Cumberland	10,055	8,575	670	795	Kings	6,030	5,325	405	295
Owned - Possédé	8,070	7,515	340	200	Owned - Possédé	4,880	4,570	210	--
Rented - Loué	1,985	1,060	330	595	Rented - Loué	1,150	755	195	200
Digby	4,975	4,625	145	205	Madawaska	6,095	4,820	545	725
Owned - Possédé	4,280	4,140	--	--	Owned - Possédé	4,440	3,910	310	220
Rented - Loué	695	485	--	150	Rented - Loué	1,655	910	235	505
Guysborough	3,325	3,160	140	--	Northumberland	8,750	7,305	1,050	370
Owned - Possédé	3,070	2,980	--	--	Owned - Possédé	7,245	6,445	690	--
Rented - Loué	255	180	--	--	Rented - Loué	1,505	860	360	280
Halifax	36,305	22,795	3,095	10,260	Queens	3,300	3,080	135	--
Owned - Possédé	22,030	18,745	1,510	1,510	Owned - Possédé	2,900	2,760	--	--
Rented - Loué	14,275	4,050	1,420	8,750	Rented - Loué	400	320	--	--
Hants	5,655	4,870	490	290	Restigouche	6,820	5,675	525	620
Owned - Possédé	4,570	4,160	335	--	Owned - Possédé	5,135	4,720	270	145
Rented - Loué	1,085	710	155	220	Rented - Loué	1,685	955	255	475
Inverness	4,005	3,595	315	--	St. John	18,605	5,110	1,815	11,635
Owned - Possédé	3,660	3,330	275	--	Owned - Possédé	6,610	3,845	765	1,995
Rented - Loué	345	265	--	--	Rented - Loué	11,995	1,265	1,050	9,640
Kings	8,145	7,145	325	665	Sunbury	2,100	1,885	175	--
Owned - Possédé	5,965	5,690	100	175	Owned - Possédé	1,745	1,635	105	--
Rented - Loué	2,180	1,455	225	490	Rented - Loué	355	250	--	--
Lunenburg	8,690	7,680	710	295	Victoria	4,065	3,395	320	330
Owned - Possédé	7,620	7,070	440	110	Owned - Possédé	3,335	3,005	220	--
Rented - Loué	1,070	610	270	185	Rented - Loué	730	390	100	240
Pictou	11,000	8,605	1,285	1,105	Westmorland	17,930	12,745	1,570	3,605
Owned - Possédé	8,430	7,185	870	370	Owned - Possédé	12,270	10,890	635	735
Rented - Loué	2,570	1,420	415	735	Rented - Loué	5,660	1,855	935	2,870
Queens	3,220	2,705	235	280	York	10,555	7,615	885	2,020
Owned - Possédé	2,765	2,510	160	--	Owned - Possédé	7,250	6,315	410	505
Rented - Loué	455	195	--	185	Rented - Loué	3,305	1,300	475	1,515
Richmond	2,425	2,385	--	--					
Owned - Possédé	2,310	2,285	--	--					
Rented - Loué	115	100	--	--					

1. Includes occupied trailers, houseboats, tents, box-cars, and other miscellaneous types. - Comprend les remorques, les bateaux-maisons, les tentes, les wagons-marchandises et autres divers genres de logements occupés.

2. See Introduction. - Voir l'Introduction.

TABLE 9. Occupied dwellings by tenure showing type of dwelling, for counties and census divisions, 1951 - Continued  
 TABLEAU 9. Logements occupés selon le mode d'occupation et le genre, comtés et divisions de recensement, 1951 - suite

County or census division, and tenure Comté ou division de recensement et mode d'occupation	Total <sup>1</sup>	Type of dwelling Genre de logement			County or census division, and tenure Comté ou division de recensement et mode d'occupation	Total <sup>1</sup>	Type of dwelling Genre de logement		
		Single de- tached <sup>2</sup>	Single at- tached <sup>2</sup>	Apart- ments and flats <sup>2</sup>			Single de- tached <sup>2</sup>	Single at- tached <sup>2</sup>	Apart- ments and flats <sup>2</sup>
		Unique- maison seule <sup>2</sup>	Unique- maison atte- nante <sup>2</sup>	Apparte- ments et plain- pied <sup>2</sup>			Unique- maison seule <sup>2</sup>	Unique- maison atte- nante <sup>2</sup>	Apparte- ments et plain- pied <sup>2</sup>
<b>Québec</b> .....	<b>858,785</b>	<b>341,310</b>	<b>35,870</b>	<b>480,215</b>	<b>Québec - Con. - suite</b>				
Owned - Possédé .....	416,960	292,960	24,560	98,435	Dorchester .....	6,135	5,390	110	635
Rented - Loué .....	441,825	48,350	11,310	381,780	Owned - Possédé .....	5,475	5,100	--	305
					Rented - Loué .....	660	290	--	330
Abitibi .....	16,535	12,000	320	3,875	Drummond .....	11,000	4,535	215	6,235
Owned - Possédé .....	11,650	10,055	220	1,050	Owned - Possédé .....	5,785	3,980	165	1,630
Rented - Loué .....	4,885	1,945	100	2,825	Rented - Loué .....	5,215	555	--	4,605
Argenteuil .....	6,065	4,355	115	1,595	Frontenac .....	5,855	4,525	--	1,255
Owned - Possédé .....	3,960	3,425	--	465	Owned - Possédé .....	4,610	4,110	--	450
Rented - Loué .....	2,105	930	--	1,130	Rented - Loué .....	1,245	415	--	805
Arthabaska .....	7,300	4,155	250	2,895	Gaspé .....	10,690	8,840	1,060	785
Owned - Possédé .....	4,995	3,815	225	955	Owned - Possédé .....	9,845	8,235	1,010	595
Rented - Loué .....	2,305	340	--	1,940	Rented - Loué .....	845	605	--	190
Bagot .....	4,125	2,980	140	1,005	Gaspé-Est .....	6,560	5,370	640	545
Owned - Possédé .....	3,200	2,710	120	370	Owned - Possédé .....	6,165	5,095	625	440
Rented - Loué .....	925	270	--	635	Rented - Loué .....	395	275	--	105
Beauce .....	10,105	8,150	500	1,450	Gaspé-Ouest .....	2,480	1,985	310	185
Owned - Possédé .....	8,500	7,495	355	645	Owned - Possédé .....	2,085	1,710	275	100
Rented - Loué .....	1,605	655	145	805	Rented - Loué .....	395	275	--	--
Beauharnois .....	8,355	3,315	295	4,740	Îles-de-la-Madeleine .....	1,650	1,485	110	--
Owned - Possédé .....	4,070	2,500	--	1,490	Owned - Possédé .....	1,595	1,430	110	--
Rented - Loué .....	4,285	815	220	3,250	Rented - Loué .....	--	--	--	--
Bellechasse .....	4,645	3,725	415	505	Hull .....	19,430	11,080	630	7,670
Owned - Possédé .....	4,215	3,535	370	310	Owned - Possédé .....	11,445	8,765	375	2,290
Rented - Loué .....	430	190	--	195	Rented - Loué .....	7,985	2,315	255	5,380
Berthier .....	5,160	3,930	170	1,060	Gatineau .....	7,225	5,960	275	940
Owned - Possédé .....	3,895	3,365	120	390	Owned - Possédé .....	5,525	4,765	240	505
Rented - Loué .....	1,265	545	--	670	Rented - Loué .....	1,700	1,195	--	435
Bonaventure .....	7,070	5,765	830	455	Hull .....	12,205	5,120	355	6,730
Owned - Possédé .....	6,530	5,405	785	325	Owned - Possédé .....	5,920	4,000	135	1,785
Rented - Loué .....	540	360	--	130	Rented - Loué .....	6,285	1,120	220	4,945
Brome .....	3,230	2,585	--	595	Huntingdon .....	3,315	2,590	275	350
Owned - Possédé .....	2,460	2,150	--	285	Owned - Possédé .....	2,685	2,350	200	135
Rented - Loué .....	770	435	--	310	Rented - Loué .....	630	340	--	215
Chambly .....	17,595	10,210	615	6,735	Iberville .....	2,850	1,885	430	535
Owned - Possédé .....	10,895	8,320	330	2,230	Owned - Possédé .....	1,950	1,545	200	205
Rented - Loué .....	6,700	1,890	285	4,505	Rented - Loué .....	900	340	230	330
Champlain .....	16,915	9,170	300	7,440	Joliette .....	7,445	3,810	625	3,005
Owned - Possédé .....	10,455	8,000	250	2,205	Owned - Possédé .....	4,370	3,355	240	775
Rented - Loué .....	6,460	1,170	--	5,235	Rented - Loué .....	3,075	455	385	2,230
Charlevoix .....	4,630	3,300	105	1,225	Kamouraska .....	4,680	3,710	240	730
Owned - Possédé .....	3,600	2,980	--	550	Owned - Possédé .....	3,875	3,395	205	275
Rented - Loué .....	1,030	320	--	675	Rented - Loué .....	805	315	--	455
Charlevoix-Est .....	2,515	1,715	--	760	Labelle .....	5,235	3,805	370	1,055
Owned - Possédé .....	1,855	1,520	--	305	Owned - Possédé .....	4,035	3,225	345	465
Rented - Loué .....	660	195	--	455	Rented - Loué .....	1,200	580	--	590
Charlevoix-Ouest .....	2,115	1,585	--	465	Lac-St-Jean .....	12,700	7,985	625	4,050
Owned - Possédé .....	1,745	1,460	--	245	Owned - Possédé .....	9,075	7,060	445	1,535
Rented - Loué .....	370	125	--	220	Rented - Loué .....	3,625	925	180	2,515
Châteauguay .....	4,100	3,450	165	480	Lac-St-Jean-Est .....	4,815	2,540	330	1,945
Owned - Possédé .....	3,095	2,790	--	215	Owned - Possédé .....	3,090	2,160	250	680
Rented - Loué .....	1,005	660	--	265	Rented - Loué .....	1,725	380	--	1,265
Chicoutimi .....	18,970	7,335	690	10,900	Lac-St-Jean-Ouest .....	7,885	5,445	295	2,105
Owned - Possédé .....	9,180	5,645	355	3,155	Owned - Possédé .....	5,985	4,900	195	855
Rented - Loué .....	9,790	1,690	335	7,745	Rented - Loué .....	1,900	545	100	1,250
Compton .....	5,180	3,810	225	1,120	Laprairie .....	3,955	2,865	170	915
Owned - Possédé .....	4,070	3,440	175	445	Owned - Possédé .....	2,745	2,285	100	360
Rented - Loué .....	1,110	370	--	675	Rented - Loué .....	1,210	580	--	555
Deux-Montagnes .....	4,740	3,915	115	710	L'Assomption .....	4,975	2,855	160	1,955
Owned - Possédé .....	3,600	3,290	--	245	Owned - Possédé .....	3,115	2,320	115	680
Rented - Loué .....	1,140	625	--	465	Rented - Loué .....	1,860	535	--	1,275

1. Includes occupied trailers, houseboats, tents, box-cars, and other miscellaneous types. - Comprend les remorques, les bateaux-maisons, les tentes, les wagons-marchandises et autres divers genres de logements occupés.

2. See Introduction. - Voir l'Introduction.

TABLE 9. Occupied dwellings by tenure showing type of dwelling, for counties and census divisions, 1951 - Continued  
 TABLEAU 9. Logements occupés selon le mode d'occupation et le genre, comtés et divisions de recensement, 1951 - suite

County or census division, and tenure Comté ou division de recensement et mode d'occupation	Total <sup>1</sup>	Type of dwelling Genre de logement			County or census division, and tenure Comté ou division de recensement et mode d'occupation	Total <sup>1</sup>	Type of dwelling Genre de logement		
		Single de- tached <sup>2</sup>	Single at- tached <sup>2</sup>	Apart- ments and flats <sup>2</sup>			Single de- tached <sup>2</sup>	Single at- tached <sup>2</sup>	Apart- ments and flats <sup>2</sup>
		Unique- maison seule <sup>2</sup>	Unique- maison atte- nante <sup>2</sup>	Apparte- ments et plain- pié <sup>2</sup>			Unique- maison seule <sup>2</sup>	Unique- maison atte- nante <sup>2</sup>	Apparte- ments et plain- pié <sup>2</sup>
<b>Québec - Con. - suite</b>					<b>Québec - Con. - suite</b>				
Lévis	8,315	4,650	175	3,480	Pontiac	4,570	3,825	140	605
Owned - Possédé	5,670	4,250	115	1,300	Owned - Possédé	3,800	3,295	115	390
Rented - Loué	2,645	400	--	2,180	Rented - Loué	770	530	--	215
L'Islet	4,245	3,595	--	575	Portneuf	8,610	5,645	120	2,845
Owned - Possédé	3,750	3,350	--	325	Owned - Possédé	6,295	5,070	--	1,130
Rented - Loué	495	245	--	250	Rented - Loué	2,315	575	--	1,715
Lotbinière	5,295	4,735	120	440	Québec	50,610	9,840	1,660	39,070
Owned - Possédé	4,765	4,440	--	230	Owned - Possédé	17,455	8,300	1,000	8,135
Rented - Loué	530	295	--	210	Rented - Loué	33,155	1,540	660	30,935
Maskinongé	3,835	2,625	210	1,000	Richelieu	6,500	3,370	295	2,835
Owned - Possédé	2,845	2,325	150	370	Owned - Possédé	3,850	2,795	220	835
Rented - Loué	990	300	--	630	Rented - Loué	2,650	575	--	2,000
Matane	10,745	8,525	530	1,690	Richmond	7,280	4,055	165	3,060
Owned - Possédé	9,005	7,775	490	740	Owned - Possédé	4,460	3,435	110	915
Rented - Loué	1,740	750	--	950	Rented - Loué	2,820	620	--	2,145
Matane	5,275	4,420	--	830	Rimouski	8,865	6,270	435	2,160
Owned - Possédé	4,365	4,045	--	300	Owned - Possédé	6,730	5,650	305	775
Rented - Loué	910	375	--	530	Rented - Loué	2,135	620	130	1,385
Matapédia	5,470	4,105	505	860	Rouville	4,305	2,895	--	1,360
Owned - Possédé	4,640	3,730	470	440	Owned - Possédé	3,015	2,430	--	550
Rented - Loué	830	375	--	420	Rented - Loué	1,290	465	--	810
Mégantic	8,955	5,590	1,010	2,355	Saguenay	6,875	5,485	305	890
Owned - Possédé	6,275	4,850	660	765	Owned - Possédé	5,340	4,750	220	175
Rented - Loué	2,680	740	350	1,590	Rented - Loué	1,535	735	--	715
Missisquoi	5,635	3,285	130	2,220	Shefford	9,525	4,125	--	5,320
Owned - Possédé	3,355	2,630	--	665	Owned - Possédé	5,280	3,695	--	1,530
Rented - Loué	2,280	655	--	1,555	Rented - Loué	4,245	430	--	3,790
Montcalm	3,810	2,920	--	815	Sherbrooke	14,105	4,020	265	9,805
Owned - Possédé	2,895	2,470	--	360	Owned - Possédé	5,645	3,410	165	2,060
Rented - Loué	915	450	--	455	Rented - Loué	8,460	610	100	7,745
Montmagny	4,660	3,420	415	825	Soulanges	2,120	1,660	--	435
Owned - Possédé	3,965	3,200	395	370	Owned - Possédé	1,615	1,395	--	210
Rented - Loué	695	220	--	455	Rented - Loué	505	265	--	225
Montmorency	3,885	2,605	--	1,235	Stanstead	7,805	4,100	270	3,430
Owned - Possédé	2,895	2,365	--	500	Owned - Possédé	4,565	3,415	165	980
Rented - Loué	990	240	--	735	Rented - Loué	3,240	685	105	2,450
Montmorency No. 1	3,155	2,030	--	1,100	St-Hyacinthe	8,400	2,810	270	5,320
Owned - Possédé	2,290	1,840	--	435	Owned - Possédé	3,875	2,515	200	1,160
Rented - Loué	865	190	--	665	Rented - Loué	4,525	295	--	4,160
Montmorency No. 2 (Île-d'Orléans)	730	575	--	135	St-Jean	6,175	2,360	--	3,725
Owned - Possédé	605	525	--	--	Owned - Possédé	2,770	1,830	--	870
Rented - Loué	125	--	--	--	Rented - Loué	3,405	530	--	2,855
Montréal & Jésus Islands - Îles	325,830	33,775	15,285	276,360	St-Maurice	19,190	4,985	800	13,395
Owned - Possédé	76,025	26,325	10,305	39,170	Owned - Possédé	7,255	4,215	310	2,725
Rented - Loué	249,805	7,450	4,980	237,190	Rented - Loué	11,935	770	490	10,670
Jésus Island - Île	7,825	4,455	180	3,125	Témiscamingue	10,730	6,025	635	4,060
Owned - Possédé	4,670	3,395	120	1,095	Owned - Possédé	5,910	4,930	145	830
Rented - Loué	3,155	1,060	--	2,030	Rented - Loué	4,820	1,095	490	3,230
Montréal Island - Île	318,005	29,320	15,105	273,235	Témiscouata	11,350	8,330	655	2,340
Owned - Possédé	71,355	22,930	10,185	38,075	Owned - Possédé	9,260	7,765	595	880
Rented - Loué	246,650	6,390	4,920	235,160	Rented - Loué	2,090	565	--	1,460
Napierville	1,905	1,505	--	360	Rivière-du-Loup	6,630	4,725	210	1,680
Owned - Possédé	1,435	1,260	--	135	Owned - Possédé	5,210	4,415	190	595
Rented - Loué	470	245	--	225	Rented - Loué	1,420	310	--	1,085
Nicolet	5,635	4,720	--	850	Témiscouata	4,720	3,605	445	660
Owned - Possédé	4,775	4,425	--	300	Owned - Possédé	4,050	3,350	405	285
Rented - Loué	860	295	--	550	Rented - Loué	670	255	--	375
Papineau	6,305	4,740	305	1,255	Terrebonne	15,010	7,955	175	6,880
Owned - Possédé	4,725	3,980	255	485	Owned - Possédé	8,785	6,445	145	2,195
Rented - Loué	1,580	760	--	770	Rented - Loué	6,225	1,510	--	4,685

1. Includes occupied trailers, houseboats, tents, box-cars, and other miscellaneous types. - Comprend les remorques, les bateaux-maisons, les tentes, les wagons-marchandises et autres divers genres de logements occupés.  
 2. See Introduction. - Voir l'Introduction.

TABLE 9. Occupied dwellings by tenure showing type of dwelling, for counties and census divisions, 1951 - Continued  
 TABLEAU 9. Logements occupés selon le mode d'occupation et le genre, comtés et divisions de recensement, 1951 - suite

County or census division, and tenure Comté ou division de recensement et mode d'occupation	Total <sup>1</sup>	Type of dwelling Genre de logement			County or census division, and tenure Comté ou division de recensement et mode d'occupation	Total <sup>1</sup>	Type of dwelling Genre de logement		
		Single de- tached <sup>2</sup>	Single at- tached <sup>2</sup>	Apart- ments and flats <sup>2</sup>			Single de- tached <sup>2</sup>	Single at- tached <sup>2</sup>	Apart- ments and flats <sup>2</sup>
		Unique- maison seule <sup>2</sup>	Unique- maison atte- nante <sup>2</sup>	Apparte- ments et plain- pied <sup>2</sup>			Unique- maison seule <sup>2</sup>	Unique- maison atte- nante <sup>2</sup>	Apparte- ments et plain- pied <sup>2</sup>
<b>Québec - Con. - fin</b>					<b>Ontario - Con. - suite</b>				
Vaudreuil	4,075	3,110	140	825	Haliburton	2,050	1,930	--	--
Owned - Possédé	2,880	2,465	105	310	Owned - Possédé	1,710	1,665	--	--
Rented - Loué	1,195	645	--	515	Rented - Loué	340	265	--	--
Verchères	3,785	2,205	--	1,520	Halton	12,215	9,785	750	1,620
Owned - Possédé	2,520	1,905	--	560	Owned - Possédé	9,380	8,430	440	470
Rented - Loué	1,265	300	--	960	Rented - Loué	2,835	1,355	310	1,150
Wolfe	3,570	2,735	245	580	Hastings	19,740	14,360	2,015	3,285
Owned - Possédé	3,020	2,455	225	330	Owned - Possédé	12,940	11,260	810	835
Rented - Loué	550	280	--	250	Rented - Loué	6,800	3,120	1,205	2,450
Yamaska	3,290	2,690	265	335	Huron	13,870	12,225	625	1,000
Owned - Possédé	2,875	2,485	245	145	Owned - Possédé	10,895	10,235	345	295
Rented - Loué	415	205	--	190	Rented - Loué	2,975	1,990	280	705
Ontario	1,181,125	823,930	133,855	219,360	Kenora	10,205	9,210	320	600
Owned - Possédé	821,335	687,645	82,385	48,760	Owned - Possédé	6,660	6,265	195	160
Rented - Loué	359,790	136,285	51,470	170,600	Rented - Loué	3,545	2,945	125	440
Algoma	15,335	12,195	575	2,525	Kent	22,180	17,660	1,260	3,185
Owned - Possédé	11,345	10,175	340	795	Owned - Possédé	15,270	13,870	580	755
Rented - Loué	3,990	2,020	235	1,730	Rented - Loué	6,910	3,790	680	2,430
Brant	19,845	14,560	1,230	4,005	Lambton	20,610	16,740	860	2,900
Owned - Possédé	13,875	12,130	555	1,150	Owned - Possédé	15,835	14,160	525	1,095
Rented - Loué	5,970	2,430	675	2,855	Rented - Loué	4,775	2,580	335	1,805
Bruce	11,770	9,980	655	995	Lanark	9,675	7,180	840	1,555
Owned - Possédé	9,745	8,825	455	330	Owned - Possédé	7,095	6,125	395	485
Rented - Loué	2,025	1,155	200	665	Rented - Loué	2,580	1,055	445	1,070
Carleton	58,580	27,995	8,865	21,520	Leeds	10,295	7,960	1,130	1,180
Owned - Possédé	28,125	22,715	2,125	3,205	Owned - Possédé	6,975	6,335	350	270
Rented - Loué	30,455	5,280	6,740	18,315	Rented - Loué	3,320	1,625	780	910
Cochrane	19,415	13,595	1,400	4,370	Lennox & Addington	5,440	4,475	430	525
Owned - Possédé	10,975	9,320	370	1,265	Owned - Possédé	4,235	3,755	220	250
Rented - Loué	8,440	4,275	1,030	3,105	Rented - Loué	1,205	720	210	275
Dufferin	4,230	3,700	210	320	Lincoln	24,300	18,980	1,290	3,930
Owned - Possédé	3,550	3,310	130	110	Owned - Possédé	16,845	15,290	605	895
Rented - Loué	680	390	--	210	Rented - Loué	7,455	3,690	685	3,035
Dundas	4,295	3,475	515	305	Manitoulin	2,805	2,585	125	--
Owned - Possédé	3,300	2,945	255	100	Owned - Possédé	2,430	2,270	110	--
Rented - Loué	995	530	260	205	Rented - Loué	375	315	--	--
Durham	8,620	6,665	930	995	Middlesex	44,090	32,575	1,765	9,685
Owned - Possédé	6,365	5,585	495	265	Owned - Possédé	30,425	27,465	730	2,185
Rented - Loué	2,255	1,080	435	730	Rented - Loué	13,665	5,110	1,035	7,500
Elgin	15,330	11,895	570	2,840	Muskoka	6,860	6,275	155	410
Owned - Possédé	10,980	9,870	295	800	Owned - Possédé	5,480	5,230	100	130
Rented - Loué	4,350	2,025	275	2,040	Rented - Loué	1,380	1,045	--	280
Essex	57,525	42,780	3,140	11,450	Nipissing	11,485	9,055	1,110	1,250
Owned - Possédé	37,690	34,040	1,430	2,110	Owned - Possédé	8,375	7,435	580	310
Rented - Loué	19,835	8,740	1,710	9,340	Rented - Loué	3,110	1,620	530	940
Frontenac	16,010	10,090	2,545	3,275	Norfolk	11,785	9,670	725	1,365
Owned - Possédé	9,370	7,950	840	525	Owned - Possédé	8,215	7,400	450	360
Rented - Loué	6,640	2,140	1,705	2,750	Rented - Loué	3,570	2,270	275	1,005
Glengarry	4,305	3,565	570	170	Northumberland	9,495	7,540	710	1,230
Owned - Possédé	3,405	2,985	360	--	Owned - Possédé	6,955	6,205	410	330
Rented - Loué	900	580	210	110	Rented - Loué	2,540	1,335	300	900
Grenville	4,845	3,910	455	480	Ontario	23,005	18,595	830	3,195
Owned - Possédé	3,430	3,220	115	--	Owned - Possédé	16,485	14,780	450	980
Rented - Loué	1,415	690	340	385	Rented - Loué	6,520	3,815	380	2,215
Grey	16,565	13,520	1,285	1,725	Oxford	16,440	12,325	1,255	2,830
Owned - Possédé	13,335	11,890	860	560	Owned - Possédé	11,660	10,285	585	760
Rented - Loué	3,230	1,630	425	1,165	Rented - Loué	4,780	2,040	670	2,070
Haldimand	6,735	5,360	450	920	Parry Sound	7,255	6,580	275	390
Owned - Possédé	5,135	4,565	240	325	Owned - Possédé	5,795	5,565	125	--
Rented - Loué	1,600	795	210	595	Rented - Loué	1,460	1,015	150	295

1. Includes occupied trailers, houseboats, tents, box-cars, and other miscellaneous types. - Comprend les remorques, les bateaux-maisons, les tentes, les wagons-marchandises et autres divers genres de logements occupés.

2. See Introduction. - Voir l'introduction.



TABLE 9. Occupied dwellings by tenure showing type of dwelling, for counties and census divisions, 1951 - Continued

TABLEAU 9. Logements occupés selon le mode d'occupation et le genre, comtés et divisions de recensement, 1951 - suite

County or census division, and tenure Comté ou division de recensement et mode d'occupation	Total <sup>1</sup>	Type of dwelling Genre de logement			County or census division and tenure Comté ou division de recensement et mode d'occupation	Total <sup>1</sup>	Type of dwelling Genre de logement		
		Single de- tached <sup>2</sup> Unique- maison seule <sup>2</sup>	Single at- tached <sup>2</sup> Unique- maison atte- nante <sup>2</sup>	Apart- ments and flats <sup>2</sup> Apparte- ments et plain- pied <sup>2</sup>			Single de- tached <sup>2</sup> Unique- maison seule <sup>2</sup>	Single at- tached <sup>2</sup> Unique- maison atte- nante <sup>2</sup>	Apart- ments and flats <sup>2</sup> Apparte- ments et plain- pied <sup>2</sup>
<b>Ontario - Con.-fin</b>					<b>Manitoba - Con.-fin</b>				
Peel.....	14,505	11,945	515	1,895	Division No. 1.....	5,380	5,020	320	--
Owned - Possédé.....	10,515	9,850	220	345	Owned - Possédé.....	4,735	4,440	285	--
Rented - Loué.....	3,990	2,095	295	1,550	Rented - Loué.....	645	580	--	--
Perth.....	14,740	11,860	940	1,920	Division No. 2.....	8,955	8,275	585	--
Owned - Possédé.....	11,430	10,265	610	550	Owned - Possédé.....	7,630	7,095	510	--
Rented - Loué.....	3,310	1,595	330	1,370	Rented - Loué.....	1,325	1,180	--	--
Peterborough.....	15,985	12,475	1,200	2,295	Division No. 3.....	6,030	5,665	195	155
Owned - Possédé.....	11,265	10,300	400	550	Owned - Possédé.....	4,685	4,470	135	--
Rented - Loué.....	4,720	2,175	800	1,745	Rented - Loué.....	1,345	1,195	--	--
Prescott.....	5,590	4,395	570	620	Division No. 4.....	4,230	3,985	--	175
Owned - Possédé.....	4,245	3,745	265	230	Owned - Possédé.....	3,165	3,035	--	100
Rented - Loué.....	1,345	650	305	390	Rented - Loué.....	1,065	950	--	--
Prince Edward.....	5,310	4,130	695	460	Division No. 5.....	13,900	12,870	290	735
Owned - Possédé.....	3,740	3,300	320	100	Owned - Possédé.....	11,495	11,090	150	255
Rented - Loué.....	1,570	830	375	360	Rented - Loué.....	2,405	1,780	140	480
Rainy River.....	5,740	5,040	355	325	Division No. 6.....	88,090	56,265	2,610	29,165
Owned - Possédé.....	4,590	4,215	250	115	Owned - Possédé.....	52,400	46,130	825	5,420
Rented - Loué.....	1,150	825	105	210	Rented - Loué.....	35,690	10,135	1,785	23,745
Renfrew.....	15,655	12,795	1,250	1,585	Division No. 7.....	10,740	8,360	655	1,680
Owned - Possédé.....	11,680	10,585	635	445	Owned - Possédé.....	7,370	6,710	245	380
Rented - Loué.....	3,975	2,210	615	1,140	Rented - Loué.....	3,370	1,650	410	1,300
Russell.....	3,825	3,225	260	340	Division No. 8.....	5,435	4,985	135	285
Owned - Possédé.....	3,115	2,805	170	140	Owned - Possédé.....	4,060	3,960	--	--
Rented - Loué.....	710	420	--	200	Rented - Loué.....	1,375	1,025	--	250
Simcoe.....	27,390	22,650	1,245	3,315	Division No. 9.....	15,240	14,020	235	980
Owned - Possédé.....	20,560	18,910	575	915	Owned - Possédé.....	12,415	12,050	150	210
Rented - Loué.....	6,830	3,740	670	2,400	Rented - Loué.....	2,825	1,970	--	770
Stormont.....	11,705	6,785	1,745	3,160	Division No. 10.....	5,040	4,520	265	245
Owned - Possédé.....	6,510	5,285	570	650	Owned - Possédé.....	4,250	3,990	195	--
Rented - Loué.....	5,195	1,500	1,175	2,510	Rented - Loué.....	790	530	--	180
Sudbury.....	24,340	15,960	2,230	6,110	Division No. 11.....	7,030	6,610	110	285
Owned - Possédé.....	14,050	11,665	1,060	1,315	Owned - Possédé.....	5,610	5,400	--	120
Rented - Loué.....	10,290	4,295	1,170	4,795	Rented - Loué.....	1,420	1,210	--	165
Thunder Bay.....	26,860	21,925	1,385	3,460	Division No. 12.....	5,640	5,470	--	--
Owned - Possédé.....	19,020	17,335	785	835	Owned - Possédé.....	4,995	4,865	--	--
Rented - Loué.....	7,840	4,590	600	2,625	Rented - Loué.....	645	605	--	--
Timiskaming.....	12,730	8,810	415	3,485	Division No. 13.....	6,320	5,565	295	455
Owned - Possédé.....	7,660	6,715	155	780	Owned - Possédé.....	5,500	5,010	255	230
Rented - Loué.....	5,070	2,095	260	2,705	Rented - Loué.....	820	555	--	225
Victoria.....	7,830	6,580	495	750	Division No. 14.....	6,185	5,590	415	170
Owned - Possédé.....	6,120	5,660	275	180	Owned - Possédé.....	5,225	4,830	310	--
Rented - Loué.....	1,710	920	220	570	Rented - Loué.....	960	760	105	--
Waterloo.....	32,600	23,020	2,330	7,220	Division No. 15.....	3,210	3,045	110	--
Owned - Possédé.....	23,180	20,095	1,225	1,835	Owned - Possédé.....	2,820	2,735	--	--
Rented - Loué.....	9,420	2,925	1,105	5,385	Rented - Loué.....	390	310	--	--
Welland.....	32,345	24,315	1,360	6,600	Division No. 16.....	10,975	8,370	920	1,500
Owned - Possédé.....	23,010	20,375	645	1,950	Owned - Possédé.....	8,290	6,930	800	405
Rented - Loué.....	9,335	3,940	715	4,650	Rented - Loué.....	2,685	1,440	120	1,095
Wellington.....	17,765	14,010	1,455	2,250	Saskatchewan.....	221,453	192,100	8,815	19,705
Owned - Possédé.....	13,050	11,815	620	580	Owned - Possédé.....	164,800	153,653	6,283	4,300
Rented - Loué.....	4,715	2,195	835	1,670	Rented - Loué.....	56,653	38,443	2,530	15,405
Wentworth.....	70,070	48,655	5,260	16,035	Division No. 1.....	9,475	8,060	975	430
Owned - Possédé.....	47,735	41,430	2,775	3,460	Owned - Possédé.....	7,205	6,270	770	155
Rented - Loué.....	22,335	7,225	2,485	12,575	Rented - Loué.....	2,270	1,790	205	275
York.....	288,935	156,345	70,245	61,335	Division No. 2.....	8,700	7,535	575	555
Owned - Possédé.....	205,575	139,745	53,945	11,355	Owned - Possédé.....	6,080	5,505	425	140
Rented - Loué.....	83,360	16,600	16,300	49,980	Rented - Loué.....	2,620	2,030	150	415
Manitoba.....	202,400	158,615	7,300	36,090	Division No. 3.....	8,175	7,590	350	225
Owned - Possédé.....	144,645	132,740	4,140	7,485	Owned - Possédé.....	6,165	5,885	225	--
Rented - Loué.....	57,755	25,875	3,160	28,605	Rented - Loué.....	2,010	1,705	125	175

1. Included occupied trailers, houseboats, tents, box-cars, and other miscellaneous types. - Comprend les remorques, les bateaux-maisons, les tentes, les wagons-marchandises et autres divers genres de logements occupés.

2. See Introduction. - Voir l'Introduction.

TABLE 9. Occupied dwellings by tenure showing type of dwelling, for counties and census divisions, 1951 - Continued  
 TABLEAU 9. Logements occupés selon le mode d'occupation et le genre, comtés et divisions de recensement, 1951 - suite

County or census division, and tenure Comté ou division de recensement et mode d'occupation	Total <sup>1</sup>	Type of dwelling Genre de logement			County or census division, and tenure Comté ou division de recensement et mode d'occupation	Total <sup>1</sup>	Type of dwelling Genre de logement		
		Single de- tached <sup>2</sup>	Single at- tached <sup>2</sup>	Apart- ments and flats <sup>2</sup>			Single de- tached <sup>2</sup>	Single at- tached <sup>2</sup>	Apart- ments and flats <sup>2</sup>
		Unique- maison seule <sup>2</sup>	Unique- maison atte- nante <sup>2</sup>	Apparte- ments et plain- piés <sup>2</sup>			Unique- maison seule <sup>2</sup>	Unique- maison atte- nante <sup>2</sup>	Apparte- ments et plain- piés <sup>2</sup>
<b>Saskatchewan - Con.-fin</b>				<b>Alberta - Con.-fin</b>					
Division No. 4	5,005	4,745	--	195	Division No. 5	4,835	4,690	--	--
Owned - Possédé	3,845	3,760	--	--	Owned - Possédé	3,725	3,660	--	--
Rented - Loué	1,160	985	--	150	Rented - Loué	1,110	1,030	--	--
Division No. 5	12,950	11,750	600	570	Division No. 6	55,095	38,010	1,105	15,775
Owned - Possédé	10,470	9,815	425	210	Owned - Possédé	35,010	30,455	465	3,960
Rented - Loué	2,480	1,935	175	360	Rented - Loué	20,085	7,555	640	11,815
Division No. 6	30,535	23,715	895	5,840	Division No. 7	8,115	7,525	365	220
Owned - Possédé	19,735	18,260	415	1,015	Owned - Possédé	6,330	5,970	275	--
Rented - Loué	10,800	5,455	480	4,825	Rented - Loué	1,785	1,555	--	140
Division No. 7	14,620	11,220	485	2,870	Division No. 8	19,225	16,950	675	1,355
Owned - Possédé	9,620	8,695	310	595	Owned - Possédé	14,435	13,345	440	470
Rented - Loué	5,000	2,525	175	2,275	Rented - Loué	4,790	3,605	235	885
Division No. 8	10,230	9,050	295	860	Division No. 9	8,780	8,190	325	195
Owned - Possédé	7,205	6,790	205	195	Owned - Possédé	6,880	6,545	210	--
Rented - Loué	3,025	2,260	--	665	Rented - Loué	1,900	1,645	115	135
Division No. 9	14,275	12,775	745	620	Division No. 10	13,095	12,080	605	280
Owned - Possédé	11,575	10,660	670	140	Owned - Possédé	11,015	10,375	470	--
Rented - Loué	2,700	2,115	--	480	Rented - Loué	2,080	1,705	135	205
Division No. 10	9,580	8,970	405	200	Division No. 11	59,550	43,860	1,720	13,780
Owned - Possédé	8,045	7,675	305	--	Owned - Possédé	39,650	35,685	735	3,140
Rented - Loué	1,535	1,295	100	135	Rented - Loué	19,900	8,175	985	10,640
Division No. 11	23,525	18,630	405	4,445	Division No. 12	4,940	4,685	125	--
Owned - Possédé	18,005	14,730	200	1,045	Owned - Possédé	3,605	3,495	--	--
Rented - Loué	7,520	3,900	205	3,400	Rented - Loué	1,335	1,190	--	--
Division No. 12	7,795	7,060	400	305	Division No. 13	7,015	6,470	400	--
Owned - Possédé	5,725	5,330	270	105	Owned - Possédé	6,120	5,675	355	--
Rented - Loué	2,070	1,730	130	200	Rented - Loué	895	795	--	--
Division No. 13	8,205	7,625	270	265	Division No. 14	12,080	11,450	425	180
Owned - Possédé	6,135	5,850	175	--	Owned - Possédé	10,440	9,970	355	105
Rented - Loué	2,070	1,775	--	190	Rented - Loué	1,640	1,480	--	--
Division No. 14	16,360	14,975	775	420	Division No. 15	5,430	5,010	170	140
Owned - Possédé	13,350	12,465	650	100	Owned - Possédé	4,295	4,045	110	--
Rented - Loué	3,010	2,510	125	320	Rented - Loué	1,135	965	--	105
Division No. 15	19,670	17,550	815	1,285	Division No. 16	8,915	7,970	555	115
Owned - Possédé	15,630	14,760	630	225	Owned - Possédé	7,245	6,540	440	--
Rented - Loué	4,040	2,790	185	1,060	Rented - Loué	1,670	1,430	115	--
Division No. 16	11,250	10,380	305	475	Division No. 17	2,540	2,435	--	--
Owned - Possédé	8,865	8,500	215	--	Owned - Possédé	2,170	2,075	--	--
Rented - Loué	2,385	1,880	--	385	Rented - Loué	370	360	--	--
Division No. 17	7,770	7,430	260	--	<b>British Columbia</b>	<b>337,780</b>	<b>277,065</b>	<b>13,405</b>	<b>45,880</b>
Owned - Possédé	6,330	6,130	175	--	Owned - Possédé	<b>235,160</b>	<b>221,835</b>	<b>4,443</b>	<b>8,110</b>
Rented - Loué	1,440	1,300	--	--	Rented - Loué	<b>102,620</b>	<b>55,210</b>	<b>8,960</b>	<b>37,770</b>
Division No. 18	3,335	3,040	200	--	Division No. 1	7,700	6,680	425	475
Owned - Possédé	2,815	2,575	185	--	Owned - Possédé	5,235	4,930	130	100
Rented - Loué	520	465	--	--	Rented - Loué	2,465	1,750	295	375
<b>Alberta</b>	<b>250,750</b>	<b>204,000</b>	<b>7,850</b>	<b>37,085</b>	Division No. 2	17,125	14,400	1,065	1,605
Owned - Possédé	<b>179,055</b>	<b>163,795</b>	<b>4,630</b>	<b>9,300</b>	Owned - Possédé	11,615	10,905	440	240
Rented - Loué	<b>71,695</b>	<b>40,205</b>	<b>3,220</b>	<b>27,785</b>	Rented - Loué	5,510	3,495	625	1,365
Division No. 1	9,905	7,595	440	1,730	Division No. 3	22,455	20,625	660	1,115
Owned - Possédé	6,555	5,805	195	515	Owned - Possédé	15,960	15,490	220	225
Rented - Loué	3,350	1,790	245	1,215	Rented - Loué	6,495	5,135	440	890
Division No. 2	18,645	15,260	550	2,670	Division No. 4	189,320	147,760	7,435	33,385
Owned - Possédé	12,650	11,550	275	680	Owned - Possédé	132,885	124,165	2,535	5,845
Rented - Loué	5,995	3,710	275	1,990	Rented - Loué	56,435	23,595	4,900	27,540
Division No. 3	4,625	4,260	105	195	Division No. 5	64,305	54,340	2,635	7,100
Owned - Possédé	3,295	3,130	--	--	Owned - Possédé	45,160	43,050	745	1,230
Rented - Loué	1,330	1,130	--	140	Rented - Loué	19,145	11,290	1,890	5,870
Division No. 4	7,960	7,560	200	195	Division No. 6	12,035	10,740	445	770
Owned - Possédé	5,635	5,475	125	--	Owned - Possédé	7,765	7,380	140	215
Rented - Loué	2,325	2,085	--	165	Rented - Loué	4,270	3,360	305	555

1. Includes occupied trailers, houseboats, tents, box-cars, and other miscellaneous types. - Comprend les remorques, les bateaux-maisons, les tentes, les wagons-marchandises et autres divers genres de logements occupés.

2. See Introduction. - Voir l'Introduction.

**TABLE 9. Occupied dwellings by tenure showing type of dwelling, for counties and census divisions, 1951 - Concluded**  
**TABLEAU 9. Logements occupés selon le mode d'occupation et le genre, comtés et divisions de recensement. 1951 - fin**

County or census division, and tenure Comté ou division de recensement et mode d'occupation	Total <sup>1</sup>	Type of dwelling Genre de logement			County or census division, and tenure Comté ou division de recensement et mode d'occupation	Total <sup>1</sup>	Type of dwelling Genre de logement		
		Single de- tached <sup>2</sup>	Single at- tached <sup>2</sup>	Apart- ments and flats <sup>2</sup>			Single de- tached <sup>2</sup>	Single at- tached <sup>2</sup>	Apart- ments and flats <sup>2</sup>
		Unique- maison seule <sup>2</sup>	Unique- maison atte- nante <sup>2</sup>	Apparte- ments et plain- pied <sup>2</sup>			Unique- maison seule <sup>2</sup>	Unique- maison atte- nante <sup>2</sup>	Apparte- ments et plain- pied <sup>2</sup>
<b>British Columbia - Con. - suite</b>				<b>British Columbia - Con. - fin</b>					
Division No. 7 .....	4,775	4,095	190	415	Division No. 9 .....	4,995	4,240	185	545
Owned - Possédé .....	2,690	2,535	--	--	Owned - Possédé .....	3,430	3,300	--	--
Rented - Loué .....	2,085	1,560	145	370	Rented - Loué .....	1,565	940	135	475
Division No. 8 .....	10,975	10,420	180	335	Division No. 10 .....	4,095	3,765	185	135
Owned - Possédé .....	7,455	7,255	--	--	Owned - Possédé .....	2,965	2,845	--	--
Rented - Loué .....	3,520	3,165	105	240	Rented - Loué .....	1,130	920	120	--

1. Includes occupied trailers, houseboats, tents, box-cars, and other miscellaneous types. - Comprend les remorques, les bateaux-maisons, les tentes, les wagons-marchandises et autres divers genres de logements occupés.  
2. See Introduction. - Voir l'Introduction.

**TABLE 10. Occupied dwellings by tenure showing type of dwelling, for incorporated cities, towns, and villages of 10,000 population and over, 1951**  
**TABLEAU 10. Logements occupés selon le mode d'occupation et le genre, cités, villes et villages constitués de 10,000 et plus, 1951**

City, town or village, and tenure Cité, ville ou village et mode d'occupation	Total <sup>1</sup>	Type of dwelling Genre de logement			City, town or village, and tenure Cité, ville ou village et mode d'occupation	Total <sup>1</sup>	Type of dwelling Genre de logement		
		Single de- tached <sup>2</sup>	Single at- tached <sup>2</sup>	Apart- ments and flats <sup>2</sup>			Single de- tached <sup>2</sup>	Single at- tached <sup>2</sup>	Apart- ments and flats <sup>2</sup>
		Unique- maison seule <sup>2</sup>	Unique- maison atte- nante <sup>2</sup>	Apparte- ments et plain- pied <sup>2</sup>			Unique- maison seule <sup>2</sup>	Unique- maison atte- nante <sup>2</sup>	Apparte- ments et plain- pied <sup>2</sup>
<b>Newfoundland</b>				<b>New Brunswick - Con. - fin</b>					
St. John's .....	10,570	3,560	4,280	2,725	Fredericton .....	4,255	2,295	205	1,745
Owned - Possédé .....	6,520	3,030	2,835	655	Owned - Possédé .....	1,985	1,555	--	385
Rented - Loué .....	4,050	530	1,445	2,070	Rented - Loué .....	2,270	740	160	1,360
<b>Prince Edward Island</b>				<b>Moncton</b>					
Charlottetown .....	3,515	1,470	930	1,105	Owned - Possédé .....	6,595	3,080	905	2,605
Owned - Possédé .....	1,595	1,115	245	235	Rented - Loué .....	2,890	2,190	285	410
Rented - Loué .....	1,920	355	685	870	Saint John .....	3,705	890	620	2,195
<b>Nova Scotia</b>				<b>Saint John - Possédé</b>					
Dartmouth .....	3,450	2,370	200	875	Rented - Loué .....	2,910	795	335	1,775
Owned - Possédé .....	2,020	1,800	--	135	Rented - Loué .....	10,270	625	730	8,880
Rented - Loué .....	1,430	570	115	740	<b>Québec</b>				
Glace Bay .....	5,325	3,360	1,195	770	Arvida .....	1,910	1,065	260	585
Owned - Possédé .....	4,220	3,045	1,000	175	Owned - Possédé .....	385	330	--	--
Rented - Loué .....	1,105	315	195	595	Rented - Loué .....	1,525	735	235	555
Halifax .....	18,710	7,765	2,040	8,805	Cap-de-la-Madeleine .....	3,795	1,515	--	2,260
Owned - Possédé .....	8,785	6,540	995	1,185	Owned - Possédé .....	1,945	1,285	--	650
Rented - Loué .....	9,925	1,225	1,045	7,620	Rented - Loué .....	1,850	230	--	1,610
New Waterford .....	2,090	1,300	570	215	Chicoutimi .....	3,875	900	--	2,910
Owned - Possédé .....	1,625	1,100	450	--	Owned - Possédé .....	1,625	750	--	860
Rented - Loué .....	465	200	120	145	Rented - Loué .....	2,250	150	--	2,050
Sydney .....	6,325	4,125	570	1,625	Drummondville .....	3,160	420	--	2,695
Owned - Possédé .....	4,350	3,630	315	405	Owned - Possédé .....	1,020	350	--	645
Rented - Loué .....	1,975	495	255	1,220	Rented - Loué .....	2,140	--	--	2,050
Truro .....	2,810	1,725	140	940	Granby .....	4,990	1,035	--	3,925
Owned - Possédé .....	1,705	1,420	--	230	Owned - Possédé .....	1,960	905	--	1,030
Rented - Loué .....	1,105	305	--	710	Rented - Loué .....	3,030	130	--	2,895
<b>New Brunswick</b>				<b>Grand'Mère</b>					
Edmundston .....	2,180	1,430	215	530	Owned - Possédé .....	2,390	600	--	1,765
Owned - Possédé .....	1,165	960	--	125	Owned - Possédé .....	955	500	--	440
Rented - Loué .....	1,015	470	135	405	Rented - Loué .....	1,435	100	--	1,325
				<b>Hull</b>					
				Owned - Possédé .....				9,325	
				Rented - Loué .....				3,195	
								345	
								5,785	
								4,175	
								2,490	
								135	
								4,235	
								210	
								1,185	
								460	
								725	

1. Includes occupied trailers, houseboats, tents, box-cars, and other miscellaneous types. - Comprend les remorques, les bateaux-maisons, les tentes, les wagons-marchandises et autres divers genres de logements occupés.  
2. See Introduction. - Voir l'Introduction.

TABLE 10. Occupied dwellings by tenure showing type of dwelling, for incorporated cities, towns, and villages of 10,000 population and over, 1951—Continued

TABLEAU 10. Logements occupés selon le mode d'occupation et le genre, cités, villes et villages constitués de 10,000 et plus, 1951—suite

City, town or village, and tenure Cité, ville ou village et mode d'occupation	Total <sup>1</sup>	Type of dwelling Genre de logement			City, town or village, and tenure Cité, ville ou village et mode d'occupation	Total <sup>1</sup>	Type of dwelling Genre de logement		
		Single de- tached <sup>2</sup>	Single at- tached <sup>2</sup>	Apart- ments and flats <sup>2</sup>			Single de- tached <sup>2</sup>	Single at- tached <sup>2</sup>	Apart- ments and flats <sup>2</sup>
		Unique- maison seule <sup>2</sup>	Unique- maison atte- nante <sup>2</sup>	Apparte- ments et plain- piéd <sup>2</sup>			Unique- maison seule <sup>2</sup>	Unique- maison atte- nante <sup>2</sup>	Apparte- ments et plain- piéd <sup>2</sup>
<b>Québec - Con.-suite</b>				<b>Québec - Con.-fin</b>					
Joliette	3,250	460	465	2,320	Sherbrooke	11,545	2,190	215	9,130
Owned - Possédé	1,030	360	140	530	Owned - Possédé	3,785	1,830	145	1,805
Rented - Loué	2,220	100	325	1,790	Rented - Loué	7,760	360	--	7,325
Jonquières	3,755	840	--	2,860	Sillery	2,155	1,370	--	735
Owned - Possédé	1,640	745	--	860	Owned - Possédé	1,440	1,245	--	165
Rented - Loué	2,115	--	--	2,000	Rented - Loué	715	125	--	570
Lachine	6,385	1,830	405	4,145	Sorel	3,065	1,035	130	1,900
Owned - Possédé	2,675	1,640	205	825	Owned - Possédé	1,400	785	--	545
Rented - Loué	3,710	190	200	3,320	Rented - Loué	1,665	250	--	1,355
Lasalle	2,790	755	--	1,925	Thetford Mines	3,330	1,655	320	1,355
Owned - Possédé	1,235	630	--	540	Owned - Possédé	1,945	1,320	170	455
Rented - Loué	1,555	125	--	1,385	Rented - Loué	1,385	335	150	900
Lévis	2,435	865	--	1,540	Trois-Rivières	9,530	1,460	680	7,385
Owned - Possédé	1,385	780	--	580	Owned - Possédé	2,670	1,005	210	1,455
Rented - Loué	1,050	--	--	960	Rented - Loué	6,860	455	470	5,930
Longueuil	2,485	850	160	1,460	Valleyfield (Salaberry-de-)	4,890	1,210	140	3,540
Owned - Possédé	1,225	695	--	435	Owned - Possédé	2,020	965	--	1,025
Rented - Loué	1,260	155	--	1,025	Rented - Loué	2,870	245	110	2,515
Magog	2,725	700	155	1,870	Verdun	19,805	1,005	215	18,580
Owned - Possédé	1,140	550	--	510	Owned - Possédé	3,130	875	130	2,125
Rented - Loué	1,585	150	--	1,360	Rented - Loué	16,675	130	--	16,455
Montréal	247,485	11,460	8,260	227,555	Victoriaville	2,890	835	--	2,025
Owned - Possédé	43,215	8,045	5,075	30,035	Owned - Possédé	1,335	750	--	560
Rented - Loué	204,270	3,415	3,185	197,520	Rented - Loué	1,555	--	--	1,465
Montréal N.	2,985	1,265	220	1,500	Westmount	6,260	820	2,215	3,200
Owned - Possédé	1,675	1,060	195	420	Owned - Possédé	3,180	785	1,860	520
Rented - Loué	1,310	205	--	1,080	Rented - Loué	3,080	--	355	2,680
Mont-Royal	3,110	1,155	580	1,330	<b>Ontario</b>				
Owned - Possédé	2,210	1,110	575	480	Barrie	3,525	2,340	230	945
Rented - Loué	900	--	--	850	Owned - Possédé	2,225	1,900	120	200
Outremont	7,420	710	890	5,820	Rented - Loué	1,300	440	110	745
Owned - Possédé	2,375	665	795	915	Belleville	5,465	3,325	805	1,320
Rented - Loué	5,045	--	--	4,905	Owned - Possédé	2,945	2,465	270	200
Québec	34,970	2,620	1,420	30,900	Rented - Loué	2,520	860	535	1,120
Owned - Possédé	8,540	2,110	850	5,565	Brantford	10,375	6,875	680	2,775
Rented - Loué	26,430	510	570	25,335	Owned - Possédé	6,410	5,375	290	710
Rimouski	2,100	825	--	1,245	Rented - Loué	3,965	1,500	390	2,065
Owned - Possédé	1,125	690	--	410	Brockville	3,385	1,950	610	825
Rented - Loué	975	135	--	835	Owned - Possédé	1,635	1,375	120	140
Rouyn	3,015	995	--	2,000	Rented - Loué	1,750	575	490	685
Owned - Possédé	1,125	710	--	405	Chatham	6,105	3,635	540	1,925
Rented - Loué	1,890	285	--	1,595	Owned - Possédé	3,440	2,855	165	415
St-Hyacinthe	4,420	515	--	3,845	Rented - Loué	2,665	780	375	1,510
Owned - Possédé	1,175	405	--	750	Cornwall	4,100	1,890	790	1,420
Rented - Loué	3,245	110	--	3,095	Owned - Possédé	1,730	1,335	165	230
St-Jean	4,090	790	--	3,230	Rented - Loué	2,370	555	625	1,190
Owned - Possédé	1,320	585	--	685	Eastview	3,190	1,070	260	1,855
Rented - Loué	2,770	205	--	2,545	Owned - Possédé	1,450	900	175	370
St-Jérôme (Terrebonne Co.)	3,990	745	--	3,215	Rented - Loué	1,740	170	--	1,485
Owned - Possédé	1,470	605	--	835	Forest Hill	4,250	2,905	--	1,315
Rented - Loué	2,520	140	--	2,380	Owned - Possédé	2,885	2,800	--	--
St-Laurent	4,975	1,010	910	3,055	Rented - Loué	1,365	105	--	1,250
Owned - Possédé	1,910	825	580	505	Fort William	9,300	7,340	240	1,710
Rented - Loué	3,065	185	330	2,550	Owned - Possédé	6,675	6,205	--	380
St-Michel	2,255	835	235	1,185	Rented - Loué	2,625	1,135	155	1,330
Owned - Possédé	1,395	770	200	425	Galt	5,470	3,800	535	1,135
Rented - Loué	860	--	--	760	Owned - Possédé	3,520	3,135	180	205
Shawinigan Falls	5,670	345	--	5,290	Rented - Loué	1,950	665	355	930
Owned - Possédé	1,310	280	--	1,010					
Rented - Loué	4,360	--	--	4,280					

1. Includes occupied trailers, houseboats, tents, box-cars, and other miscellaneous types. — Comprend les remorques, les bateaux-maisons, les tentes, les wagons-marchandises et autres divers genres de logements occupés.

2. See Introduction — Voir l'Introduction.

TABLE 10. Occupied dwellings by tenure showing type of dwelling, for incorporated cities, towns, and villages of 10,000 population and over, 1951 - Continued

TABLEAU 10. Logements occupés selon le mode d'occupation et le genre, cités, villes et villages constitués de 10,000 et plus, 1951 - suite

City, town or village, and tenure Cité, ville ou village et mode d'occupation	Total <sup>1</sup>	Type of dwelling Genre de logement			City, town or village, and tenure Cité, ville ou village et mode d'occupation	Total <sup>1</sup>	Type of dwelling Genre de logement			
		Single de- tached <sup>2</sup>	Single at- tached <sup>2</sup>	Apart- ments and flats <sup>2</sup>			Single de- tached <sup>2</sup>	Single at- tached <sup>2</sup>	Apart- ments and flats <sup>2</sup>	
		Unique- maison seule <sup>2</sup>	Unique- maison atte- nante <sup>2</sup>	Apparte- ments et plain- pied <sup>2</sup>			Unique- maison seule <sup>2</sup>	Unique- maison atte- nante <sup>2</sup>	Apparte- ments et plain- pied <sup>2</sup>	
<b>Ontario - Con. - suite</b>				<b>Ontario - Con. - fin</b>						
Guelph	7,105	4,840	835	1,400	Sault Ste. Marie	7,855	5,325	270	2,255	
Owned - Possédé	4,320	3,760	265	280	Owned - Possédé	5,330	4,525	135	670	
Rented - Loué	2,785	1,080	570	1,120	Rented - Loué	2,525	800	135	1,585	
Hamilton	55,340	35,930	4,385	14,960	Stratford	5,445	3,885	200	1,355	
Owned - Possédé	36,090	30,665	2,305	3,095	Owned - Possédé	3,650	3,170	--	405	
Rented - Loué	19,250	5,265	2,080	11,865	Rented - Loué	1,795	715	125	950	
Kingston	8,710	4,125	1,880	2,695	Sudbury	9,450	3,855	1,060	4,525	
Owned - Possédé	4,115	3,150	565	395	Owned - Possédé	4,435	2,935	570	930	
Rented - Loué	4,595	975	1,315	2,300	Rented - Loué	5,015	920	490	3,595	
Kitchener	11,570	7,230	605	3,730	Timmins	6,920	4,130	370	2,415	
Owned - Possédé	7,500	6,320	390	785	Owned - Possédé	3,380	2,580	135	665	
Rented - Loué	4,070	910	215	2,945	Rented - Loué	3,540	1,550	235	1,750	
Leaside	4,645	3,130	750	765	Toronto	157,175	49,975	59,860	46,700	
Owned - Possédé	3,780	2,975	690	115	Owned - Possédé	97,795	42,935	45,740	8,820	
Rented - Loué	865	155	--	650	Rented - Loué	59,380	7,040	14,120	37,880	
London	26,385	16,790	1,150	8,415	Trenton	2,770	1,670	185	890	
Owned - Possédé	15,895	13,735	430	1,710	Owned - Possédé	1,490	1,240	--	165	
Rented - Loué	10,490	3,055	720	6,705	Rented - Loué	1,280	430	115	725	
Mimico	3,015	2,200	175	640	Waterloo	3,045	2,175	125	740	
Owned - Possédé	2,130	1,925	115	--	Owned - Possédé	2,170	1,915	--	220	
Rented - Loué	885	275	--	550	Rented - Loué	875	260	--	520	
New Toronto	2,360	1,680	260	410	Welland	3,935	2,575	350	1,000	
Owned - Possédé	1,790	1,465	175	140	Owned - Possédé	2,585	2,190	145	245	
Rented - Loué	570	215	--	270	Rented - Loué	1,350	385	205	755	
Niagara Falls	6,105	4,205	140	1,735	Windsor	31,815	20,015	2,125	9,545	
Owned - Possédé	3,920	3,400	--	415	Owned - Possédé	17,300	14,825	875	1,505	
Rented - Loué	2,185	805	--	1,320	Rented - Loué	14,515	5,190	1,250	8,040	
North Bay	4,400	3,300	240	835	Woodstock	4,635	2,835	395	1,400	
Owned - Possédé	3,005	2,735	--	170	Owned - Possédé	2,740	2,285	105	345	
Rented - Loué	1,395	565	155	665	Rented - Loué	1,895	550	290	1,055	
Orillia	3,430	2,525	140	750	<b>Manitoba</b>					
Owned - Possédé	2,435	2,105	--	255	Brandon	5,360	3,705	120	1,525	
Rented - Loué	995	420	--	495	Owned - Possédé	3,430	3,025	--	335	
Oshawa	11,225	8,400	355	2,395	Rented - Loué	1,930	680	--	1,190	
Owned - Possédé	8,245	7,245	190	785	St. Boniface	6,625	4,230	230	2,160	
Rented - Loué	2,980	1,155	165	1,610	Owned - Possédé	4,070	3,435	105	525	
Ottawa	48,965	21,195	8,180	19,415	Rented - Loué	2,555	795	125	1,635	
Owned - Possédé	21,260	16,830	1,655	2,715	Winnipeg	64,630	36,270	2,110	26,215	
Rented - Loué	27,705	4,365	6,525	16,700	Owned - Possédé	34,280	28,980	575	4,705	
Owen Sound	4,465	3,080	520	865	Rented - Loué	30,350	7,290	1,535	21,510	
Owned - Possédé	3,080	2,640	260	180	<b>Saskatchewan</b>					
Rented - Loué	1,385	440	260	685	Moose Jaw	7,320	4,495	--	2,740	
Pembroke	3,045	2,210	245	590	Owned - Possédé	4,170	3,605	--	530	
Owned - Possédé	2,220	1,985	125	110	Rented - Loué	3,150	890	--	2,210	
Rented - Loué	825	225	120	480	Prince Albert	4,355	3,215	110	1,030	
Peterborough	10,020	7,110	880	2,025	Owned - Possédé	2,725	2,460	--	170	
Owned - Possédé	6,370	5,715	205	445	Rented - Loué	1,630	755	--	860	
Rented - Loué	3,650	1,395	675	1,580	Regina	19,160	13,125	540	5,450	
Port Arthur	8,425	6,350	680	1,390	Owned - Possédé	11,060	10,035	175	830	
Owned - Possédé	6,275	5,405	500	370	Rented - Loué	8,100	3,090	365	4,620	
Rented - Loué	2,150	945	180	1,020	Saskatoon	14,980	10,580	245	4,135	
St. Catharines	10,380	7,460	525	2,385	Owned - Possédé	9,585	8,510	115	950	
Owned - Possédé	6,595	5,825	265	500	Rented - Loué	5,395	2,070	130	3,185	
Rented - Loué	3,785	1,635	260	1,885	<b>Alberta</b>					
St. Thomas	5,540	3,425	180	1,935	Calgary	37,710	22,070	480	15,020	
Owned - Possédé	3,450	2,885	--	495	Owned - Possédé	22,240	18,245	165	3,750	
Rented - Loué	2,090	540	110	1,440	Rented - Loué	15,470	3,825	315	11,270	
Sarnia	9,380	6,810	380	2,115						
Owned - Possédé	6,620	5,630	215	745						
Rented - Loué	2,760	1,180	165	1,370						

1. Includes occupied trailers, houseboats, tents, box-cars and other miscellaneous types. - Comprend les remorques, les bateaux-maisons, les tentes, les wagons-marchandises et autres divers genres de logements occupés.

2. See Introduction. - Voir l'Introduction.

TABLE 10. Occupied dwellings by tenure showing type of dwelling, for incorporated cities, towns, and villages of 10,000 population and over, 1951 - Concluded

TABLEAU 10. Logements occupés selon le mode d'occupation et le genre, cités, villes et villages constitués de 10,000 et plus, 1951 - fin

City, town or village, and tenure — Cité, ville ou village et mode d'occupation	Total <sup>1</sup>	Type of dwelling — Genre de logement			City, town or village, and tenure — Cité, ville ou village et mode d'occupation	Total <sup>1</sup>	Type of dwelling — Genre de logement		
		Single de- tached <sup>2</sup>	Single at- tached <sup>2</sup>	Apart- ments and flats <sup>2</sup>			Single de- tached <sup>2</sup>	Single at- tached <sup>2</sup>	Apart- ments and flats <sup>2</sup>
		Unique- maison seule <sup>2</sup>	Unique- maison atte- nante <sup>2</sup>	Apparte- ments et plain- piéd <sup>2</sup>			Unique- maison seule <sup>2</sup>	Unique- maison atte- nante <sup>2</sup>	Apparte- ments et plain- piéd <sup>2</sup>
<b>Alberta - Con.-fin</b>				<b>British Columbia - Con.-fin</b>					
Edmonton .....	42,925	28,440	1,110	13,270	North Vancouver .....	4,535	3,775	275	475
Owned - Possédé .....	26,325	23,055	315	2,930	Owned - Possédé .....	3,355	3,205	--	--
Rented - Loué .....	16,600	5,385	795	10,340	Rented - Loué .....	1,180	570	180	420
Lethbridge .....	6,580	4,250	165	2,160	Penticton .....	3,110	2,920	--	--
Owned - Possédé .....	3,955	3,330	--	580	Owned - Possédé .....	2,290	2,240	--	--
Rented - Loué .....	2,625	920	125	1,580	Rented - Loué .....	820	680	--	--
Medicine Hat .....	4,925	3,015	255	1,535	Trail .....	3,150	1,995	430	725
Owned - Possédé .....	2,910	2,355	--	445	Owned - Possédé .....	1,715	1,385	235	--
Rented - Loué .....	2,015	660	165	1,090	Rented - Loué .....	1,435	610	195	630
<b>British Columbia</b>				<b>Vancouver .....</b>					
New Westminster .....	7,985	5,660	590	1,705	Owned - Possédé .....	101,330	68,485	4,000	28,420
Owned - Possédé .....	5,345	4,775	330	235	Owned - Possédé .....	63,885	57,920	1,150	4,670
Rented - Loué .....	2,640	885	260	1,470	Rented - Loué .....	37,445	10,565	2,850	23,750
				<b>Victoria .....</b>					
				Owned - Possédé .....					
				15,790					
				9,960					
				9,195					
				8,165					
				6,595					
				1,795					
				705					
				950					
				245					
				765					
				4,075					

1. Includes occupied trailers, houseboats, tents, box-cars, and other miscellaneous types. - Comprend les remorques, les bateaux-maisons, les tentes, les wagons-marchandises et autres divers genres de logements occupés.

2. See Introduction. - Voir l'Introduction.

TABLE 11. Occupied dwellings by tenure showing type of dwelling, for census metropolitan areas, 1951

TABLEAU 11. Logements occupés selon le mode d'occupation et le genre, zones métropolitaines de recensement, 1951

Census metropolitan area and tenure — Zone métropolitaine de recensement et mode d'occupation	Total <sup>1</sup>	Type of dwelling — Genre de logement			Census metropolitan area and tenure — Zone métropolitaine de recensement et mode d'occupation	Total <sup>1</sup>	Type of dwelling — Genre de logement		
		Single de- tached <sup>2</sup>	Single at- tached <sup>2</sup>	Apart- ments and flats <sup>2</sup>			Single de- tached <sup>2</sup>	Single at- tached <sup>2</sup>	Apart- ments and flats <sup>2</sup>
		Unique- maison seule <sup>2</sup>	Unique- maison atte- nante <sup>2</sup>	Apparte- ments et plain- piéd <sup>2</sup>			Unique- maison seule <sup>2</sup>	Unique- maison atte- nante <sup>2</sup>	Apparte- ments et plain- piéd <sup>2</sup>
Calgary .....	40,235	24,300	540	15,250	Saint John' .....	19,735	6,170	1,855	11,665
Owned - Possédé .....	24,135	20,050	200	3,800	Owned - Possédé .....	7,480	4,695	780	2,000
Rented - Loué .....	16,100	4,250	340	11,450	Rented - Loué .....	12,255	1,475	1,075	9,665
Edmonton .....	46,395	31,700	1,190	13,390	St. John's (Nfld.) .....	12,995	5,670	4,515	2,800
Owned - Possédé .....	28,880	25,515	355	2,975	Owned - Possédé .....	8,565	4,880	3,005	675
Rented - Loué .....	17,515	6,185	835	10,415	Rented - Loué .....	4,430	790	1,510	2,125
Halifax .....	29,640	16,640	2,725	10,130	Toronto .....	273,200	142,385	69,595	60,340
Owned - Possédé .....	16,230	13,325	1,370	1,440	Owned - Possédé .....	193,405	128,285	53,685	11,000
Rented - Loué .....	13,410	3,315	1,355	8,690	Rented - Loué .....	79,795	14,100	15,910	49,340
Hamilton .....	68,640	47,320	5,055	16,145	Vancouver .....	153,975	114,510	6,490	32,320
Owned - Possédé .....	46,655	40,510	2,590	3,480	Owned - Possédé .....	105,445	97,525	2,160	5,485
Rented - Loué .....	21,985	6,810	2,465	12,665	Rented - Loué .....	48,530	16,985	4,330	26,835
London .....	32,835	22,400	1,275	9,115	Victoria .....	31,620	24,225	1,485	5,865
Owned - Possédé .....	21,170	18,705	460	1,970	Owned - Possédé .....	22,010	20,545	385	1,055
Rented - Loué .....	11,665	3,695	815	7,145	Rented - Loué .....	9,610	3,680	1,100	4,810
Montréal .....	334,705	38,155	15,710	280,470	Windsor .....	41,595	28,790	2,485	10,185
Owned - Possédé .....	81,570	30,300	10,570	40,530	Owned - Possédé .....	25,605	22,745	1,045	1,715
Rented - Loué .....	253,135	7,855	5,140	239,940	Rented - Loué .....	15,990	6,045	1,440	8,470
Ottawa .....	66,265	28,830	8,825	28,430	Winnipeg .....	95,955	62,995	2,690	30,220
Owned - Possédé .....	29,895	22,855	1,975	5,000	Owned - Possédé .....	58,770	52,215	860	5,665
Rented - Loué .....	36,370	5,975	6,850	23,430	Rented - Loué .....	37,185	10,780	1,830	24,555
Québec .....	54,930	11,345	1,745	41,800					
Owned - Possédé .....	19,910	9,815	1,050	9,025					
Rented - Loué .....	35,020	1,530	695	32,775					

1. Includes occupied trailers, houseboats, tents, box-cars, and other miscellaneous types. - Comprend les remorques, les bateaux-maisons, les tentes, les wagons-marchandises et autres divers genres de logements occupés.

2. See Introduction. - Voir l'Introduction.

TABLE 12. Occupied dwellings by tenure showing number of rooms and average number of rooms per dwelling, for provinces, rural farm, rural non-farm, and urban size groups, 1951

TABLEAU 12. Logements occupés selon le mode d'occupation et nombre et moyenne de pièces par logement, provinces, régions rurales agricoles, rurales non agricoles, et urbaines par groupe d'importance, 1951

Locality and tenure Localité et mode d'occupation	Total	Dwellings by number of rooms Logements selon le nombre de pièces										Average number of rooms per dwelling Moyenne de pièces par logement
		1	2	3	4	5	6	7	8	9	10+	
<b>CANADA</b> .....	<b>3,409,295</b>	<b>64,405</b>	<b>165,505</b>	<b>343,745</b>	<b>669,330</b>	<b>672,895</b>	<b>661,900</b>	<b>371,165</b>	<b>239,145</b>	<b>110,135</b>	<b>111,070</b>	<b>5.3</b>
Owned - Possédé .....	2,236,955	28,780	69,145	134,535	371,345	441,575	496,105	300,580	203,770	95,325	95,795	5.8
Rented - Loué .....	1,172,340	35,625	96,360	209,210	297,985	231,320	165,795	70,585	35,375	14,810	15,275	4.5
Rural - Rurale .....	1,254,260	34,025	75,660	117,900	208,060	206,800	199,620	166,065	125,075	61,545	59,510	5.6
Owned - Possédé .....	1,028,780	24,815	53,755	85,375	157,865	168,195	168,860	147,035	112,800	55,970	54,110	5.7
Rented - Loué .....	225,480	9,210	21,905	32,525	50,195	38,605	30,760	19,030	12,275	5,575	5,400	4.8
Farm - Agricole .....	629,785	11,330	31,025	49,445	83,180	91,205	97,480	97,845	82,315	43,885	42,075	6.0
Owned - Possédé .....	570,260	9,305	26,360	42,755	72,830	81,590	88,840	90,945	76,960	41,190	39,485	6.1
Rented - Loué .....	59,525	2,025	4,665	6,690	10,350	9,615	8,640	6,900	5,355	2,695	2,590	5.3
Non-farm - Non agricole .....	624,475	22,695	44,636	68,455	124,880	115,595	102,140	68,220	42,760	17,660	17,435	5.1
Owned - Possédé .....	458,520	15,510	27,395	42,620	85,035	86,605	80,020	56,090	35,840	14,780	14,625	5.3
Rented - Loué .....	165,955	7,185	17,240	25,835	39,845	28,990	22,120	12,130	6,920	2,880	2,810	4.5
Urban - Urbaine .....	2,155,035	30,380	89,845	225,845	461,270	466,095	462,280	205,100	114,070	48,590	51,560	5.2
Owned - Possédé .....	1,208,175	3,965	15,390	49,160	213,480	273,380	327,245	153,545	90,970	39,355	41,685	5.8
Rented - Loué .....	946,860	26,415	74,455	176,685	247,790	192,715	135,035	51,555	23,100	9,235	9,875	4.5
100,000 and over - 100,000 et plus .....	948,640	15,955	39,970	101,390	178,910	172,905	185,915	73,165	42,925	18,065	19,440	5.1
Owned - Possédé .....	390,930	640	2,615	13,720	62,490	83,610	119,365	47,980	32,085	13,615	14,810	5.9
Rented - Loué .....	457,710	15,315	37,355	87,670	116,420	89,295	66,550	25,185	10,840	4,450	4,630	4.4
30,000-99,999 .....	375,015	4,730	14,690	36,975	76,975	90,285	86,855	34,575	15,595	6,955	7,380	5.2
Owned - Possédé .....	227,045	600	2,325	8,310	39,210	59,880	66,310	26,675	12,235	5,655	5,845	5.7
Rented - Loué .....	147,970	4,130	12,365	28,665	37,765	30,405	20,545	7,900	3,360	1,300	1,535	4.4
10,000-29,999 .....	369,795	3,860	12,905	36,830	83,940	84,910	77,325	35,195	18,010	8,190	8,630	5.2
Owned - Possédé .....	220,445	580	2,725	8,735	43,200	51,695	56,565	27,605	15,080	6,850	7,410	5.7
Rented - Loué .....	149,350	3,280	10,180	28,095	40,740	33,215	20,760	7,590	2,930	1,340	1,220	4.4
Under 10,000 - Moins de 10,000 .....	561,585	5,835	22,280	50,650	121,445	117,995	112,185	62,165	37,540	15,380	16,110	5.4
Owned - Possédé .....	369,755	2,145	7,725	18,395	68,580	78,195	85,005	51,285	31,570	13,235	13,620	5.8
Rented - Loué .....	191,830	3,690	14,555	32,255	52,865	39,800	27,180	10,880	5,970	2,145	2,490	4.6
<b>Newfoundland</b> .....	<b>70,980</b>	<b>430</b>	<b>2,270</b>	<b>5,105</b>	<b>10,615</b>	<b>16,960</b>	<b>16,385</b>	<b>10,705</b>	<b>5,305</b>	<b>1,655</b>	<b>1,550</b>	<b>5.6</b>
Owned - Possédé .....	61,540	320	1,405	3,495	8,770	15,015	15,125	9,775	4,825	1,450	1,360	5.7
Rented - Loué .....	9,440	110	865	1,610	1,845	1,945	1,260	930	480	205	190	4.8
Rural - Rurale .....	41,245	255	1,085	2,550	5,940	10,190	10,390	6,215	3,065	820	735	5.6
Owned - Possédé .....	39,435	245	1,015	2,355	5,585	9,840	10,115	5,940	2,910	770	660	5.6
Rented - Loué .....	1,810	--	--	195	355	350	275	275	155	--	--	5.6
Farm - Agricole .....	2,890	--	--	--	350	540	705	635	370	--	130	6.3
Owned - Possédé .....	2,825	--	--	--	345	525	680	625	365	--	125	6.3
Rented - Loué .....	--	--	--	--	--	--	--	--	--	--	--	--
Non-farm - Non agricole .....	38,355	255	1,070	2,495	5,590	9,650	9,685	5,580	2,695	730	605	5.5
Owned - Possédé .....	36,610	245	1,000	2,300	5,240	9,315	9,435	5,315	2,545	680	535	5.5
Rented - Loué .....	1,745	--	--	195	350	335	250	265	150	--	--	5.5
Urban - Urbaine .....	29,735	175	1,185	2,555	4,675	6,770	5,995	4,490	2,240	835	815	5.5
Owned - Possédé .....	22,105	--	390	1,140	3,185	5,175	5,010	3,835	1,915	680	700	5.8
Rented - Loué .....	7,630	100	795	1,415	1,490	1,595	985	655	325	155	115	4.7
30,000-99,999 .....	10,570	--	495	1,065	1,210	1,955	2,195	1,820	885	445	465	5.8
Owned - Possédé .....	6,520	--	--	215	450	1,240	1,715	1,430	680	355	385	6.4
Rented - Loué .....	4,050	--	450	850	760	715	480	390	205	--	--	4.7
Under 10,000 - Moins de 10,000 .....	19,165	140	690	1,490	3,465	4,815	3,800	2,670	1,355	390	350	5.4
Owned - Possédé .....	15,585	--	345	925	2,735	3,935	3,295	2,405	1,235	325	315	5.6
Rented - Loué .....	3,580	--	345	565	730	880	505	265	120	--	--	4.6
<b>Prince Edward Island</b> .....	<b>22,455</b>	<b>105</b>	<b>575</b>	<b>1,105</b>	<b>2,120</b>	<b>2,845</b>	<b>4,140</b>	<b>4,570</b>	<b>3,295</b>	<b>1,770</b>	<b>1,930</b>	<b>6.6</b>
Owned - Possédé .....	18,305	--	310	595	1,425	2,050	3,405	4,050	2,990	1,615	1,785	6.8
Rented - Loué .....	4,150	--	265	510	695	795	735	520	305	155	145	5.4
Rural - Rurale .....	16,880	--	375	615	1,370	2,015	2,790	3,665	2,765	1,535	1,665	6.8
Owned - Possédé .....	15,325	--	285	480	1,155	1,700	2,555	3,415	2,605	1,460	1,595	6.9
Rented - Loué .....	1,555	--	--	135	215	315	235	250	160	--	--	5.7

TABLE 12. Occupied dwellings by tenure showing number of rooms and average number of rooms per dwelling, for provinces, rural farm, rural non-farm, and urban size groups, 1951 - Continued

TABLEAU 12. Logements occupés selon le mode d'occupation et nombre et moyenne de pièces par logement, provinces, régions rurales agricoles, rurales non agricoles, et urbaines par groupe d'importance, 1951 - suite

Locality and tenure Localité et mode d'occupation	Total	Dwellings by number of rooms Logements selon le nombre de pièces										Average number of rooms per dwelling Moyenne de pièces par logement
		1	2	3	4	5	6	7	8	9	10+	
<b>Prince Edward Island - Con.-fin</b>												
<b>Rural - Con. - Rurale - fin</b>												
Farm - Agricole	10,650	--	125	190	500	950	1,615	2,495	2,155	1,185	1,420	7.3
Owned - Possédé	10,280	--	105	170	450	905	1,565	2,420	2,100	1,175	1,375	7.4
Rented - Loué	370	--	--	--	--	--	--	--	--	--	--	6.4
Non-farm - Non agricole	6,230	--	250	425	870	1,065	1,175	1,170	610	350	245	5.9
Owned - Possédé	5,045	--	180	310	705	795	990	995	505	285	220	6.0
Rented - Loué	1,185	--	--	115	165	270	185	175	105	--	--	5.5
Urban - Urbaine	5,575	--	200	490	750	830	1,350	905	530	235	265	5.9
Owned - Possédé	2,980	--	--	115	270	350	850	635	385	155	190	6.5
Rented - Loué	2,595	--	175	375	480	480	500	270	145	--	--	5.2
10,000-29,999	3,515	--	--	280	470	590	910	545	325	135	155	5.9
Owned - Possédé	1,595	--	--	--	150	180	505	320	215	--	110	6.6
Rented - Loué	1,920	--	--	240	320	410	405	225	110	--	--	5.3
Under 10,000 - Moins de 10,000	2,060	--	105	210	280	240	440	360	205	100	110	5.9
Owned - Possédé	1,385	--	--	--	120	170	345	315	170	--	--	6.4
Rented - Loué	675	--	--	135	160	--	--	--	--	--	--	4.8
<b>Nova Scotia</b>	<b>149,535</b>	<b>1,400</b>	<b>5,575</b>	<b>10,265</b>	<b>20,920</b>	<b>21,990</b>	<b>32,600</b>	<b>24,450</b>	<b>17,160</b>	<b>7,955</b>	<b>7,240</b>	<b>6.0</b>
Owned - Possédé	113,945	660	2,665	4,585	12,640	15,535	27,420	21,710	15,435	7,170	6,125	6.3
Rented - Loué	35,610	740	2,910	5,680	8,280	6,455	5,180	2,740	1,725	785	1,115	4.9
<b>Rural - Rurale</b>	<b>71,125</b>	<b>615</b>	<b>2,445</b>	<b>3,985</b>	<b>7,770</b>	<b>9,280</b>	<b>13,140</b>	<b>13,465</b>	<b>11,395</b>	<b>4,860</b>	<b>4,170</b>	<b>6.3</b>
Owned - Possédé	62,865	475	1,850	3,155	6,240	7,805	11,990	12,470	10,560	4,555	3,765	6.4
Rented - Loué	8,260	140	595	830	1,530	1,475	1,150	995	835	305	405	5.4
<b>Farm - Agricole</b>	<b>25,750</b>	<b>--</b>	<b>265</b>	<b>580</b>	<b>1,305</b>	<b>2,090</b>	<b>4,345</b>	<b>5,665</b>	<b>6,075</b>	<b>2,800</b>	<b>2,540</b>	<b>7.2</b>
Owned - Possédé	24,345	--	180	535	1,110	1,930	4,105	5,470	5,830	2,740	2,370	7.2
Rented - Loué	1,405	--	--	--	195	160	240	195	245	--	170	6.4
<b>Non-farm - Non agricole</b>	<b>45,375</b>	<b>530</b>	<b>2,180</b>	<b>3,405</b>	<b>6,465</b>	<b>7,190</b>	<b>8,795</b>	<b>7,800</b>	<b>5,320</b>	<b>2,060</b>	<b>1,630</b>	<b>5.8</b>
Owned - Possédé	38,520	400	1,670	2,620	5,130	5,875	7,885	7,000	4,730	1,815	1,395	5.9
Rented - Loué	6,855	130	510	785	1,335	1,315	910	800	590	245	235	5.2
<b>Urban - Urbaine</b>	<b>78,430</b>	<b>785</b>	<b>3,130</b>	<b>6,280</b>	<b>13,150</b>	<b>12,710</b>	<b>19,460</b>	<b>10,985</b>	<b>5,765</b>	<b>3,095</b>	<b>3,070</b>	<b>5.7</b>
Owned - Possédé	51,080	185	815	1,430	6,400	7,730	15,430	9,240	4,875	2,615	2,360	6.2
Rented - Loué	27,350	600	2,315	4,850	6,750	4,980	4,030	1,745	890	480	710	4.7
<b>30,000-99,999</b>	<b>25,035</b>	<b>445</b>	<b>1,375</b>	<b>2,620</b>	<b>4,270</b>	<b>3,895</b>	<b>5,795</b>	<b>3,135</b>	<b>1,325</b>	<b>1,010</b>	<b>1,165</b>	<b>5.5</b>
Owned - Possédé	13,135	--	115	210	1,570	1,745	4,355	2,485	1,055	810	770	6.4
Rented - Loué	11,900	425	1,260	2,410	2,700	2,150	1,440	650	270	200	395	4.5
<b>10,000-29,999</b>	<b>13,675</b>	<b>--</b>	<b>450</b>	<b>1,180</b>	<b>2,290</b>	<b>2,385</b>	<b>3,960</b>	<b>1,810</b>	<b>810</b>	<b>320</b>	<b>410</b>	<b>5.6</b>
Owned - Possédé	9,570	--	115	270	1,185	1,755	3,375	1,575	705	270	305	6.0
Rented - Loué	4,105	--	335	910	1,105	630	585	235	105	--	105	4.6
<b>Under 10,000 - Moins de 10,000</b>	<b>39,720</b>	<b>280</b>	<b>1,305</b>	<b>2,480</b>	<b>6,590</b>	<b>6,430</b>	<b>9,705</b>	<b>6,040</b>	<b>3,630</b>	<b>1,765</b>	<b>1,495</b>	<b>5.8</b>
Owned - Possédé	28,375	150	585	950	3,645	4,230	7,700	5,180	3,115	1,535	1,285	6.2
Rented - Loué	11,345	130	720	1,530	2,945	2,200	2,005	860	515	230	210	4.9
<b>New Brunswick</b>	<b>114,010</b>	<b>1,345</b>	<b>4,290</b>	<b>8,570</b>	<b>15,640</b>	<b>17,940</b>	<b>22,020</b>	<b>17,375</b>	<b>13,640</b>	<b>6,505</b>	<b>6,685</b>	<b>6.0</b>
Owned - Possédé	81,210	910	2,630	4,675	9,135	10,700	15,725	14,005	11,745	5,690	5,995	6.3
Rented - Loué	32,800	435	1,660	3,895	6,505	7,240	6,295	3,370	1,895	815	690	5.2
<b>Rural - Rurale</b>	<b>62,225</b>	<b>1,010</b>	<b>2,840</b>	<b>4,825</b>	<b>7,375</b>	<b>7,540</b>	<b>10,550</b>	<b>9,930</b>	<b>9,155</b>	<b>4,525</b>	<b>4,475</b>	<b>6.2</b>
Owned - Possédé	54,710	810	2,210	3,860	6,090	6,495	9,345	9,045	8,430	4,205	4,220	6.3
Rented - Loué	7,515	200	630	965	1,285	1,045	1,205	885	725	320	255	5.3
<b>Farm - Agricole</b>	<b>27,865</b>	<b>220</b>	<b>735</b>	<b>1,370</b>	<b>2,230</b>	<b>2,775</b>	<b>4,075</b>	<b>5,120</b>	<b>5,230</b>	<b>3,005</b>	<b>3,105</b>	<b>6.9</b>
Owned - Possédé	26,860	185	680	1,315	2,145	2,660	3,930	4,925	5,065	2,940	3,015	6.9
Rented - Loué	1,005	--	--	--	--	115	145	195	165	--	--	6.3
<b>Non-farm - Non agricole</b>	<b>34,360</b>	<b>790</b>	<b>2,105</b>	<b>3,455</b>	<b>5,145</b>	<b>4,765</b>	<b>6,475</b>	<b>4,810</b>	<b>3,925</b>	<b>1,520</b>	<b>1,370</b>	<b>5.6</b>
Owned - Possédé	27,850	625	1,530	2,545	3,945	3,835	5,415	4,120	3,365	1,265	1,205	5.7
Rented - Loué	6,510	165	575	910	1,200	930	1,060	690	560	255	165	5.1
<b>Urban - Urbaine</b>	<b>51,785</b>	<b>335</b>	<b>1,450</b>	<b>3,745</b>	<b>8,265</b>	<b>10,400</b>	<b>11,470</b>	<b>7,445</b>	<b>4,485</b>	<b>1,980</b>	<b>2,210</b>	<b>5.8</b>
Owned - Possédé	26,500	100	420	815	3,045	4,205	6,380	4,960	3,315	1,485	1,775	6.4
Rented - Loué	25,285	235	1,030	2,930	5,220	6,195	5,090	2,485	1,170	495	435	5.1



TABLE 12. Occupied dwellings by tenure showing number of rooms and average number of rooms per dwelling, for provinces, rural farm, rural non-farm, and urban size groups, 1951 - Continued

TABLEAU 12. Logements occupés selon le mode d'occupation et nombre et moyenne de pièces par logement, provinces, régions rurales agricoles, rurales non agricoles, et urbaines par groupe d'importance, 1951 - suite

Locality and tenure Localité et mode d'occupation	Total	Dwellings by number of rooms Logements selon le nombre de pièces										Average number of rooms per dwelling Moyenne de pièces par logement	
		1	2	3	4	5	6	7	8	9	10+		
<b>New Brunswick - Con.-fin</b>													
Urban - Con. - Urbaine - fin													
30,000-99,999	13,180	110	450	990	2,340	3,065	3,165	1,765	670	300	325	5.5	
Owned - Possédé	2,910	--	--	--	255	515	785	615	150	215	6.5		
Rented - Loué	10,270	110	420	920	2,085	2,550	2,380	1,150	395	150	110	5.2	
10,000-29,999	18,095	105	370	1,410	3,010	3,735	3,970	2,390	1,520	755	830	5.8	
Owned - Possédé	9,430	--	--	225	1,145	1,515	2,350	1,640	1,175	560	695	6.5	
Rented - Loué	8,665	--	275	1,185	1,865	2,220	1,620	750	345	195	135	5.0	
Under 10,000 - Moins de 10,000	20,510	120	630	1,345	2,915	3,600	4,335	3,290	2,295	925	1,055	6.0	
Owned - Possédé	14,160	--	295	520	1,645	2,175	3,245	2,705	1,865	775	865	6.3	
Rented - Loué	6,350	--	335	825	1,270	1,425	1,090	585	430	150	190	5.2	
<b>Québec</b>	<b>858,785</b>	<b>10,595</b>	<b>23,515</b>	<b>85,535</b>	<b>182,660</b>	<b>175,890</b>	<b>149,570</b>	<b>93,380</b>	<b>66,505</b>	<b>32,115</b>	<b>37,020</b>	<b>5.5</b>	
Owned - Possédé	416,960	3,155	6,855	20,585	50,375	72,450	81,875	65,835	35,020	28,300	32,510	6.4	
Rented - Loué	441,825	7,440	18,660	64,950	132,285	103,440	67,695	27,545	11,485	3,815	4,510	4.7	
Rural - Rurale	255,385	3,285	6,900	19,475	33,470	36,495	38,215	41,660	35,940	19,130	20,835	6.3	
Owned - Possédé	215,435	2,780	4,405	13,015	23,810	29,035	32,805	38,375	33,625	18,095	19,490	6.5	
Rented - Loué	39,950	485	2,495	6,460	9,660	7,460	5,410	3,285	2,315	1,035	1,345	5.0	
Farm - Agricole	129,925	540	1,995	6,500	11,600	14,975	19,630	25,770	22,845	13,045	13,025	6.8	
Owned - Possédé	125,520	495	1,775	5,980	10,975	14,335	18,980	25,160	22,310	12,740	12,770	6.9	
Rented - Loué	4,405	--	220	520	625	640	650	610	535	305	255	5.9	
Non-farm - Non agricole	125,460	2,725	4,905	12,975	21,870	21,520	18,585	15,890	13,095	6,085	7,810	5.7	
Owned - Possédé	89,915	2,285	2,630	7,035	12,835	14,700	13,825	13,215	11,315	5,355	6,720	6.1	
Rented - Loué	35,545	440	2,275	5,940	9,035	6,820	4,760	2,675	1,780	730	1,090	4.9	
Urban - Urbaine	603,400	7,330	18,615	66,060	149,190	139,395	111,355	51,720	30,565	12,985	16,185	5.2	
Owned - Possédé	201,525	375	2,450	7,570	26,565	43,415	49,070	27,460	21,395	10,205	13,020	6.2	
Rented - Loué	401,875	6,955	16,165	58,490	122,625	95,980	62,285	24,260	9,170	2,780	3,165	4.6	
100,000 and over - 100,000 et plus	282,455	5,865	9,595	34,605	75,375	65,860	53,005	22,205	9,100	3,165	3,680	4.9	
Owned - Possédé	51,755	--	345	1,440	6,215	13,630	15,430	6,635	4,110	1,660	2,230	6.0	
Rented - Loué	230,700	5,805	9,250	33,165	69,160	52,230	37,575	15,570	4,990	1,505	1,450	4.6	
30,000-99,999	57,625	385	1,370	6,170	15,785	15,030	10,680	4,110	2,230	760	1,105	5.0	
Owned - Possédé	16,135	--	190	650	2,490	3,450	4,220	2,050	1,460	660	930	6.0	
Rented - Loué	41,490	350	1,180	5,520	13,295	11,580	6,460	2,060	770	100	175	4.6	
10,000-29,999	107,925	550	3,470	10,865	25,085	25,425	20,690	9,085	5,860	3,110	3,785	5.3	
Owned - Possédé	47,540	110	725	1,940	6,555	9,865	11,590	6,060	4,740	2,635	3,320	6.2	
Rented - Loué	60,385	440	2,745	8,925	18,530	15,560	9,100	3,025	1,120	475	465	4.6	
Under 10,000 - Moins de 10,000	155,395	530	4,180	14,420	32,945	33,080	26,980	16,320	13,375	5,950	7,615	5.6	
Owned - Possédé	86,095	170	1,190	3,540	11,305	16,470	17,830	12,715	11,085	5,250	6,540	6.4	
Rented - Loué	69,300	360	2,990	10,880	21,640	16,610	9,150	3,605	2,290	700	1,075	4.7	
<b>Ontario</b>	<b>1,181,125</b>	<b>11,610</b>	<b>38,125</b>	<b>95,025</b>	<b>177,905</b>	<b>226,625</b>	<b>296,345</b>	<b>150,980</b>	<b>96,505</b>	<b>45,005</b>	<b>43,000</b>	<b>5.7</b>	
Owned - Possédé	821,335	4,190	11,350	27,340	99,035	157,885	236,575	126,600	82,615	38,670	37,075	6.1	
Rented - Loué	359,790	7,420	26,775	67,685	78,870	68,740	59,770	24,380	13,890	6,335	5,925	4.7	
Rural - Rurale	340,870	5,165	12,095	20,655	42,190	52,665	63,200	57,065	43,585	22,730	21,520	6.1	
Owned - Possédé	272,800	3,090	7,470	12,840	29,130	40,655	52,220	49,405	38,390	20,275	19,325	6.4	
Rented - Loué	68,070	2,075	4,625	7,815	13,060	12,010	10,980	7,660	5,195	2,455	2,195	5.2	
Farm - Agricole	166,955	1,310	2,915	5,395	11,200	17,870	28,225	34,625	30,960	17,495	16,960	6.9	
Owned - Possédé	148,810	825	2,245	4,190	8,915	15,355	25,270	31,755	28,445	16,110	15,700	7.0	
Rented - Loué	18,145	485	670	1,205	2,285	2,515	2,955	2,870	2,515	1,385	1,260	6.1	
Non-farm - Non agricole	173,915	3,855	9,180	15,260	30,990	34,795	34,975	22,440	12,625	5,235	4,560	5.4	
Owned - Possédé	123,990	2,265	5,225	8,650	20,215	25,300	26,950	17,650	9,945	4,165	3,625	5.6	
Rented - Loué	49,925	1,590	3,955	6,610	10,775	9,495	8,025	4,790	2,680	1,070	935	4.9	
Urban - Urbaine	840,255	6,445	26,030	74,370	135,715	173,960	233,145	93,915	52,920	22,275	21,480	5.5	
Owned - Possédé	548,535	1,100	3,880	14,500	69,905	117,230	184,355	77,195	44,225	18,395	17,750	6.0	
Rented - Loué	291,720	5,345	22,150	59,870	65,810	56,730	48,790	16,720	8,695	3,880	3,730	4.6	
100,000 and over - 100,000 et plus	319,590	2,975	11,195	30,460	42,025	55,040	96,780	34,095	24,895	11,050	11,075	5.6	
Owned - Possédé	192,445	160	675	4,230	17,000	30,570	74,310	27,140	20,400	8,970	8,990	6.3	
Rented - Loué	127,145	2,815	10,520	26,230	25,025	24,470	22,470	6,955	4,495	2,080	2,085	4.6	

TABLE 12. Occupied dwellings by tenure showing number of rooms and average number of rooms per dwelling, for provinces, rural farm, rural non-farm, and urban size groups, 1951 - Continued

TABLEAU 12. Logements occupés selon le mode d'occupation et nombre et moyenne de pièces par logement, provinces, régions rurales agricoles, rurales non agricoles, et urbaines par groupe d'importance, 1951 - suite

Locality and tenure Localité et mode d'occupation	Total	Dwellings by number of rooms Logements selon le nombre de pièces										Average number of rooms per dwelling Moyenne de pièces par logement	
		1	2	3	4	5	6	7	8	9	10+		
<b>Ontario - Con. - fin</b>													
Urban - Con. - Urbaine - fin													
30,000-99,999	201,630	1,525	5,890	17,365	35,465	50,810	55,600	19,640	8,475	3,520	3,340	5.3	
Owned - Possédé	143,970	355	990	3,665	21,610	40,640	47,280	16,645	7,115	2,875	2,795	5.7	
Rented - Loué	57,660	1,170	4,900	13,700	13,855	10,170	8,320	2,995	1,360	645	545	4.4	
10,000-29,999	123,375	810	3,545	12,000	21,915	26,420	31,990	14,635	6,645	2,765	2,650	5.4	
Owned - Possédé	78,230	175	620	2,210	10,855	16,895	24,935	12,105	5,710	2,420	2,305	5.9	
Rented - Loué	45,145	635	2,925	9,790	11,060	9,525	7,055	2,530	935	345	345	4.5	
Under 10,000 - Moins de 10,000	195,660	1,135	5,400	14,545	36,310	41,690	48,775	25,545	12,905	4,940	4,415	5.5	
Owned - Possédé	133,890	410	1,595	4,395	20,440	29,125	37,830	21,305	11,000	4,130	3,660	5.9	
Rented - Loué	61,770	725	3,805	10,150	15,870	12,565	10,945	4,240	1,905	810	755	4.7	
<b>Manitoba</b>	<b>202,400</b>	<b>6,275</b>	<b>15,850</b>	<b>27,580</b>	<b>48,055</b>	<b>41,120</b>	<b>32,120</b>	<b>16,090</b>	<b>8,220</b>	<b>3,655</b>	<b>3,435</b>	<b>4.7</b>	
Owned - Possédé	144,645	3,675	8,120	13,050	34,875	31,940	27,000	13,420	6,880	2,935	2,690	5.0	
Rented - Loué	57,755	2,600	7,730	14,530	13,180	9,180	5,120	2,670	1,340	660	745	4.1	
Rural - Rurale	83,690	4,080	8,495	10,735	16,420	14,950	12,895	8,090	4,530	1,980	1,515	4.8	
Owned - Possédé	69,780	3,355	7,045	8,945	13,690	12,640	10,540	6,710	3,895	1,720	1,240	4.8	
Rented - Loué	13,910	725	1,450	1,790	2,730	2,310	2,355	1,380	635	260	275	4.7	
Farm - Agricole	50,945	1,170	4,690	6,320	9,295	9,330	8,065	5,600	3,590	1,625	1,260	5.1	
Owned - Possédé	45,705	1,015	4,165	5,660	8,535	8,520	7,245	4,910	3,185	1,445	1,025	5.0	
Rented - Loué	5,240	155	525	660	760	810	820	690	405	180	235	5.3	
Non-farm - Non agricole	32,745	2,910	3,805	4,415	7,125	5,620	4,830	2,490	940	355	255	4.3	
Owned - Possédé	24,075	2,340	2,880	3,285	5,155	4,120	3,295	1,800	710	275	215	4.2	
Rented - Loué	8,670	570	925	1,130	1,970	1,500	1,535	690	230	--	--	4.4	
Urban - Urbaine	118,710	2,195	7,355	16,845	31,635	26,170	19,225	8,000	3,690	1,675	1,920	4.7	
Owned - Possédé	74,865	320	1,075	4,105	21,185	19,300	16,460	6,710	2,985	1,275	1,450	5.3	
Rented - Loué	43,845	1,875	6,280	12,740	10,450	6,870	2,765	1,290	705	400	470	3.8	
100,000 and over - 100,000 et plus	64,630	1,390	4,720	10,955	13,945	13,325	10,500	4,590	2,510	1,220	1,475	4.8	
Owned - Possédé	34,280	--	195	1,665	7,150	8,860	8,665	3,720	2,015	890	1,075	5.6	
Rented - Loué	30,350	1,345	4,525	9,290	6,795	4,465	1,835	870	495	330	400	3.8	
10,000-29,999	28,930	295	1,060	2,955	10,135	7,420	4,645	1,570	450	215	185	4.7	
Owned - Possédé	21,605	--	240	940	8,035	5,960	4,255	1,415	370	175	155	5.0	
Rented - Loué	7,325	235	820	2,015	2,100	1,460	390	155	--	--	--	3.9	
Under 10,000 - Moins de 10,000	25,150	510	1,575	2,935	7,555	5,425	4,080	1,840	730	240	260	4.7	
Owned - Possédé	18,980	215	640	1,500	6,000	4,480	3,540	1,575	600	210	220	4.9	
Rented - Loué	6,170	295	935	1,435	1,555	945	540	265	130	--	--	3.9	
<b>Saskatchewan</b>	<b>221,455</b>	<b>9,690</b>	<b>21,175</b>	<b>29,775</b>	<b>51,680</b>	<b>44,735</b>	<b>31,435</b>	<b>16,795</b>	<b>9,260</b>	<b>3,850</b>	<b>3,060</b>	<b>4.6</b>	
Owned - Possédé	164,800	5,370	13,085	20,115	39,080	35,010	25,165	13,835	7,570	3,085	2,485	4.8	
Rented - Loué	56,655	4,320	8,090	9,660	12,600	9,725	6,270	2,960	1,690	765	575	4.1	
Rural - Rurale	151,750	6,250	14,890	20,715	34,410	29,620	21,220	12,295	7,255	2,880	2,215	4.6	
Owned - Possédé	121,430	4,975	11,610	16,500	27,275	23,975	16,985	10,105	5,925	2,290	1,790	4.7	
Rented - Loué	30,320	1,275	3,280	4,215	7,135	5,645	4,235	2,190	1,330	590	425	4.6	
Farm - Agricole	99,970	2,870	8,835	13,675	21,320	19,685	14,545	9,010	5,825	2,345	1,860	4.8	
Owned - Possédé	85,255	2,440	7,665	11,985	18,150	16,680	12,420	7,615	4,870	1,900	1,530	4.8	
Rented - Loué	14,715	430	1,170	1,690	3,170	3,005	2,125	1,395	955	445	330	5.0	
Non-farm - Non agricole	51,780	3,380	6,055	7,040	13,090	9,935	6,675	3,285	1,430	535	355	4.3	
Owned - Possédé	36,175	2,535	3,945	4,515	9,125	7,295	4,565	2,490	1,055	390	260	4.3	
Rented - Loué	15,605	845	2,110	2,525	3,965	2,640	2,110	795	375	145	--	4.2	
Urban - Urbaine	69,705	3,440	6,285	9,060	17,270	15,115	10,215	4,500	2,005	970	845	4.5	
Owned - Possédé	43,370	395	1,475	3,615	11,805	11,035	8,180	3,730	1,645	795	695	5.1	
Rented - Loué	26,335	3,045	4,810	5,445	5,465	4,080	2,035	770	360	175	150	3.6	
30,000-99,999	34,140	1,685	3,365	4,235	8,020	7,445	5,045	2,190	1,070	550	535	4.6	
Owned - Possédé	20,645	100	495	1,610	5,380	5,345	4,125	1,810	870	465	445	5.2	
Rented - Loué	13,495	1,585	2,870	2,625	2,640	2,100	920	380	200	--	--	3.5	
10,000-29,999	11,675	880	965	1,585	2,630	2,580	1,730	755	275	170	105	4.4	
Owned - Possédé	6,895	--	175	485	1,835	1,840	1,425	650	235	115	--	5.1	
Rented - Loué	4,780	835	790	1,100	795	740	305	105	--	--	--	3.4	

TABLE 12. Occupied dwellings by tenure showing number of rooms and average number of rooms per dwelling, for provinces, rural farm, rural non-farm, and urban size groups, 1951 - Concluded

TABLEAU 12. Logements occupés selon le mode d'occupation et nombre et moyenne de pièces par logement, provinces, régions rurales agricoles, rurales non agricoles, et urbaines par groupe d'importance, 1951 - fin

Locality and tenure Localité et mode d'occupation	Total	Dwellings by number of rooms Logements selon le nombre de pièces										Average number of rooms per dwelling Moyenne de pièces par logement
		1	2	3	4	5	6	7	8	9	10+	
<b>Saskatchewan - Con.-fin</b>												
Urban - Con. - Urbaine - fin												
Under 10,000 - Moins de 10,000	23,890	875	1,955	3,240	6,620	5,090	3,440	1,555	660	250	205	4.5
Owned - Possédé	15,830	250	805	1,520	4,590	3,850	2,630	1,270	540	215	160	4.8
Rented - Loué	8,060	625	1,150	1,720	2,030	1,240	810	285	120	--	--	3.8
<b>Alberta</b>	<b>250,750</b>	<b>12,765</b>	<b>25,765</b>	<b>34,950</b>	<b>62,785</b>	<b>50,385</b>	<b>32,440</b>	<b>16,295</b>	<b>8,820</b>	<b>3,405</b>	<b>3,140</b>	<b>4.5</b>
Owned - Possédé	179,055	6,545	13,135	19,230	46,720	40,050	26,555	13,700	7,610	2,855	2,655	4.7
Rented - Loué	71,695	6,220	12,630	15,720	16,065	10,335	5,885	2,595	1,210	550	485	3.7
Rural - Rurale	125,325	7,735	14,995	17,960	28,440	23,420	15,765	8,660	4,845	1,950	1,555	4.4
Owned - Possédé	100,395	5,880	11,025	13,750	22,530	19,495	13,055	7,405	4,260	1,650	1,345	4.5
Rented - Loué	24,930	1,855	3,970	4,210	5,910	3,925	2,710	1,255	585	300	210	4.0
Farm - Agricole	85,095	4,035	9,260	11,875	18,005	16,335	11,815	6,755	4,025	1,655	1,335	4.6
Owned - Possédé	73,915	3,350	7,750	9,930	15,595	14,550	10,445	6,035	3,650	1,440	1,170	4.6
Rented - Loué	11,180	685	1,510	1,945	2,410	1,785	1,370	720	375	215	165	4.3
Non-farm - Non agricole	40,230	3,700	5,735	6,085	10,435	7,085	3,950	1,905	820	295	220	4.0
Owned - Possédé	26,480	2,530	3,275	3,820	6,935	4,945	2,610	1,370	610	210	175	4.0
Rented - Loué	13,750	1,170	2,460	2,265	3,500	2,140	1,340	535	210	--	--	3.8
Urban - Urbaine	125,425	5,030	10,770	16,990	34,345	26,965	16,675	7,635	3,975	1,455	1,585	4.5
Owned - Possédé	78,660	665	2,110	5,480	24,190	20,555	13,500	6,295	3,350	1,205	1,310	5.1
Rented - Loué	46,765	4,365	8,660	11,510	10,155	6,410	3,175	1,340	625	250	275	3.6
100,000 and over - 100,000 et plus	80,635	3,530	6,670	11,045	21,160	17,355	11,105	5,055	2,530	980	1,205	4.5
Owned - Possédé	48,565	185	630	2,635	14,580	13,225	9,150	4,235	2,140	795	990	5.2
Rented - Loué	32,070	3,345	6,040	8,410	6,580	4,130	1,955	820	390	185	215	3.5
10,000-29,999	11,505	385	905	1,750	3,185	2,570	1,395	750	355	110	100	4.5
Owned - Possédé	6,865	--	180	510	2,125	1,815	1,110	595	340	--	--	5.1
Rented - Loué	4,640	360	725	1,240	1,060	755	285	155	--	--	--	3.7
Under 10,000 - Moins de 10,000	33,285	1,115	3,195	4,195	10,000	7,040	4,175	1,830	1,090	365	280	4.5
Owned - Possédé	23,230	455	1,300	2,335	7,485	5,515	3,240	1,465	870	325	240	4.7
Rented - Loué	10,055	660	1,895	1,860	2,515	1,525	935	365	220	--	--	3.8
<b>British Columbia</b>	<b>337,780</b>	<b>10,190</b>	<b>26,365</b>	<b>45,835</b>	<b>96,950</b>	<b>74,405</b>	<b>44,845</b>	<b>20,525</b>	<b>10,435</b>	<b>4,220</b>	<b>4,010</b>	<b>4.6</b>
Owned - Possédé	235,160	3,875	9,590	20,865	69,290	60,940	37,260	17,650	9,080	3,495	3,115	4.9
Rented - Loué	102,620	6,315	16,775	24,970	27,660	13,465	7,585	2,875	1,355	725	895	3.8
Rural - Rurale	105,765	5,565	11,540	16,385	30,675	20,625	11,455	5,020	2,540	1,135	825	4.2
Owned - Possédé	76,605	3,130	6,840	10,475	22,360	16,555	9,250	4,165	2,200	950	680	4.4
Rented - Loué	29,160	2,435	4,700	5,910	8,315	4,070	2,205	855	340	185	145	3.7
Farm - Agricole	29,740	1,085	2,190	3,485	7,375	6,655	4,460	2,170	1,240	640	440	4.7
Owned - Possédé	26,745	905	1,780	2,935	6,610	6,130	4,200	2,030	1,140	610	405	4.8
Rented - Loué	2,995	180	410	550	765	525	260	140	100	--	--	4.1
Non-farm - Non agricole	76,025	4,480	9,350	12,900	23,300	13,970	6,995	2,850	1,300	495	385	4.0
Owned - Possédé	49,860	2,225	5,060	7,540	15,750	10,425	5,050	2,135	1,060	340	275	4.2
Rented - Loué	26,165	2,255	4,290	5,360	7,550	3,545	1,945	715	240	155	110	3.7
Urban - Urbaine	232,015	4,625	14,825	29,450	66,275	53,780	33,390	15,505	7,895	3,085	3,185	4.7
Owned - Possédé	158,555	745	2,750	10,390	46,930	44,385	28,010	13,485	6,880	2,545	2,435	5.2
Rented - Loué	73,460	3,880	12,075	19,060	19,345	9,395	5,380	2,020	1,015	540	750	3.8
100,000 and over - 100,000 et plus	101,330	2,195	7,790	14,325	26,405	21,325	14,525	7,220	3,890	1,650	2,005	4.8
Owned - Possédé	63,885	190	770	3,750	17,545	17,325	11,810	6,250	3,420	1,300	1,525	5.4
Rented - Loué	37,445	2,005	7,020	10,575	8,860	4,000	2,715	970	470	350	480	3.7
30,000-99,999	32,835	545	1,745	4,530	9,885	8,085	4,375	1,915	940	370	445	4.7
Owned - Possédé	23,730	--	460	1,890	7,455	6,945	3,830	1,640	780	340	305	5.0
Rented - Loué	9,105	460	1,285	2,640	2,430	1,140	545	275	160	--	140	3.8
10,000-29,999	51,100	765	2,045	4,805	15,220	13,785	8,035	3,655	1,770	610	410	4.8
Owned - Possédé	38,715	120	575	2,115	11,315	11,870	7,020	3,245	1,590	515	350	5.1
Rented - Loué	12,385	645	1,470	2,690	3,905	1,915	1,015	410	180	--	--	3.9
Under 10,000 - Moins de 10,000	46,750	1,120	3,245	5,790	14,765	10,585	6,455	2,715	1,295	455	325	4.6
Owned - Possédé	32,225	350	945	2,635	10,615	8,245	5,350	2,350	1,090	390	255	4.9
Rented - Loué	14,525	770	2,300	3,155	4,150	2,340	1,105	365	205	--	--	3.8

TABLE 13. Occupied dwellings by tenure showing number of rooms and average number of rooms per dwelling, for counties and census divisions, 1951

TABLEAU 13. Logements occupés selon le mode d'occupation et nombre et moyenne de pièces par logement, comtés et divisions de recensement, 1951

County or census division, and tenure Comté ou division de recensement et mode d'occupation	Total	Dwellings by number of rooms Logements selon le nombre de pièces										Average number of rooms per dwelling — Moyenne de pièces par logement
		1	2	3	4	5	6	7	8	9	10+	
		<b>CANADA</b> .....	3,409,295	64,405	165,505	343,745	669,330	672,895	661,900	371,165	239,145	
Owned — Possédé .....	2,236,955	28,780	69,145	134,535	371,345	441,575	496,105	300,580	203,770	95,325	95,795	5.8
Rented — Loué .....	1,172,340	35,625	96,360	209,210	297,985	231,320	165,795	70,585	35,375	14,810	15,275	4.5
<b>Newfoundland</b> .....	70,980	430	2,270	5,105	10,615	16,960	16,385	10,705	5,305	1,655	1,550	5.6
Owned — Possédé .....	61,540	320	1,405	3,495	8,770	15,015	15,125	9,775	4,825	1,450	1,360	5.7
Rented — Loué .....	9,440	110	865	1,610	1,845	1,945	1,260	930	480	205	190	4.8
<b>Division No. 1</b> .....	29,960	130	965	2,135	4,185	6,315	6,615	4,850	2,965	860	940	5.8
Owned — Possédé .....	24,195	--	390	1,035	3,185	5,280	5,800	4,255	2,645	735	810	6.0
Rented — Loué .....	5,765	--	575	1,100	1,000	1,035	815	595	320	125	130	4.8
<b>Division No. 2</b> .....	4,760	--	--	225	735	1,250	1,600	555	215	--	--	5.5
Owned — Possédé .....	4,595	--	--	215	695	1,220	1,570	530	200	--	--	5.5
Rented — Loué .....	165	--	--	--	--	--	--	--	--	--	--	5.3
<b>Division No. 3</b> .....	4,055	--	--	320	675	1,375	860	435	195	--	--	5.3
Owned — Possédé .....	3,865	--	--	320	645	1,320	825	405	175	--	--	5.3
Rented — Loué .....	190	--	--	--	--	--	--	--	--	--	--	5.9
<b>Division No. 4</b> .....	2,795	--	185	375	440	545	390	415	225	--	--	5.3
Owned — Possédé .....	2,525	--	140	295	390	520	360	395	225	--	--	5.5
Rented — Loué .....	270	--	--	--	--	--	--	--	--	--	--	4.0
<b>Division No. 5</b> .....	5,085	--	200	370	900	1,205	950	845	355	100	140	5.5
Owned — Possédé .....	4,430	--	115	235	750	1,125	880	780	315	100	120	5.7
Rented — Loué .....	655	--	--	135	150	--	--	--	--	--	--	4.6
<b>Division No. 6</b> .....	4,940	--	225	425	820	1,390	795	715	280	145	125	5.4
Owned — Possédé .....	3,355	--	115	250	465	795	660	610	235	110	105	5.7
Rented — Loué .....	1,585	--	110	175	355	595	135	105	--	--	--	4.8
<b>Division No. 7</b> .....	7,575	--	130	375	1,005	2,010	2,420	1,125	320	115	--	5.6
Owned — Possédé .....	7,370	--	125	345	960	1,995	2,350	1,090	320	115	--	5.6
Rented — Loué .....	205	--	--	--	--	--	--	--	--	--	--	5.2
<b>Division No. 8</b> .....	7,495	--	220	550	1,155	2,055	1,845	990	460	145	--	5.5
Owned — Possédé .....	7,315	--	205	525	1,115	2,025	1,830	975	445	125	--	5.5
Rented — Loué .....	180	--	--	--	--	--	--	--	--	--	--	5.4
<b>Division No. 9</b> .....	3,030	--	--	180	405	590	800	690	240	--	--	5.8
Owned — Possédé .....	2,950	--	--	165	400	580	775	680	230	--	--	5.8
Rented — Loué .....	--	--	--	--	--	--	--	--	--	--	--	--
<b>Division No. 10</b> .....	1,285	200	165	150	295	225	110	--	--	--	--	3.9
Owned — Possédé .....	940	190	150	110	165	155	--	--	--	--	--	3.7
Rented — Loué .....	345	--	--	--	130	--	--	--	--	--	--	4.6
<b>Prince Edward Island</b> .....	22,455	105	575	1,105	2,120	2,845	4,140	4,570	3,295	1,770	1,930	6.6
Owned — Possédé .....	18,305	--	310	595	1,425	2,050	3,405	4,050	2,990	1,615	1,785	6.8
Rented — Loué .....	4,150	--	265	510	695	795	735	520	305	155	145	5.4
<b>Kings</b> .....	4,315	--	--	190	275	460	675	1,080	725	425	395	6.9
Owned — Possédé .....	4,020	--	--	145	240	425	625	1,040	685	405	380	7.0
Rented — Loué .....	295	--	--	--	--	--	--	--	--	--	--	5.9
<b>Prince</b> .....	8,380	--	305	475	855	1,155	1,495	1,645	1,125	595	665	6.4
Owned — Possédé .....	6,970	--	180	290	590	900	1,325	1,470	1,020	530	610	6.6
Rented — Loué .....	1,410	--	125	185	265	255	170	175	105	--	--	5.3
<b>Queens</b> .....	9,760	--	200	440	990	1,230	1,970	1,845	1,445	750	870	6.6
Owned — Possédé .....	7,315	--	--	160	595	725	1,455	1,540	1,285	680	795	7.0
Rented — Loué .....	2,445	--	130	280	395	505	515	305	160	--	--	5.4
<b>Nova Scotia</b> .....	149,555	1,400	5,575	10,265	20,920	21,990	32,600	24,450	17,160	7,955	7,240	6.0
Owned — Possédé .....	113,945	660	2,665	4,585	12,640	15,535	27,420	21,710	15,435	7,170	6,125	6.3
Rented — Loué .....	35,610	740	2,910	5,680	8,280	6,455	5,180	2,740	1,725	785	1,115	4.9
<b>Annapolis</b> .....	5,390	--	175	235	470	770	1,020	945	855	400	450	6.5
Owned — Possédé .....	4,240	--	110	145	275	450	850	850	755	370	400	6.8
Rented — Loué .....	1,150	--	--	--	195	320	170	--	100	--	--	5.4

TABLE 13. Occupied dwellings by tenure showing number of rooms and average number of rooms per dwelling, for counties and census divisions, 1951 - Continued

TABLEAU 13. Logements occupés selon le mode d'occupation et nombre et moyenne de pièces par logement, comtés et divisions de recensement, 1951 - suite

County or census division, and tenure Comté ou division de recensement et mode d'occupation	Total	Dwellings by number of rooms Logements selon le nombre de pièces										Average number of rooms per dwelling — Moyenne de pièces par logement	
		1	2	3	4	5	6	7	8	9	10+		
<b>Nova Scotia—Con.—fin</b>													
Antigonish .....	2,435	--	--	100	175	310	465	450	500	185	155	6.6	
Owned — Possédé .....	2,085	--	--	--	115	265	410	425	455	175	145	6.8	
Rented — Loué .....	350	--	--	--	--	--	--	--	--	--	--	5.1	
Cape Breton .....	24,865	105	830	1,685	4,060	4,345	6,925	3,545	1,780	800	790	5.7	
Owned — Possédé .....	19,685	--	480	670	2,730	3,395	6,230	3,210	1,600	710	580	5.9	
Rented — Loué .....	5,180	--	350	1,015	1,330	950	695	335	180	--	210	4.8	
Colchester .....	7,945	--	215	635	1,025	1,150	1,645	1,520	880	455	385	6.0	
Owned — Possédé .....	6,165	--	105	280	615	865	1,435	1,310	765	420	320	6.4	
Rented — Loué .....	1,780	--	110	355	410	285	210	210	115	--	--	5.0	
Cumberland .....	10,055	--	380	490	1,215	1,320	2,220	1,695	1,355	710	625	6.3	
Owned — Possédé .....	8,070	--	250	285	800	960	1,800	1,480	1,225	655	580	6.5	
Rented — Loué .....	1,985	--	130	205	415	360	420	215	130	--	--	5.2	
Digby .....	4,975	--	--	180	440	505	695	970	1,140	485	430	6.9	
Owned — Possédé .....	4,280	--	--	120	280	395	620	895	1,045	460	400	7.1	
Rented — Loué .....	695	--	--	--	160	110	--	--	--	--	--	5.4	
Guysborough .....	3,325	--	125	200	330	440	830	675	410	175	110	6.1	
Owned — Possédé .....	3,070	--	110	185	295	405	775	650	375	150	100	6.1	
Rented — Loué .....	255	--	--	--	--	--	--	--	--	--	--	5.9	
Halifax .....	36,305	605	2,130	3,695	6,920	5,880	8,060	4,425	2,160	1,190	1,240	5.4	
Owned — Possédé .....	22,030	105	470	895	3,525	3,440	6,235	3,680	1,840	955	885	6.0	
Rented — Loué .....	14,275	500	1,660	2,800	3,395	2,440	1,825	745	320	235	355	4.4	
Hants .....	5,655	--	140	360	630	855	1,055	1,070	760	405	355	6.3	
Owned — Possédé .....	4,570	--	110	215	445	610	905	935	670	375	300	6.5	
Rented — Loué .....	1,085	--	--	145	185	245	150	135	--	--	--	5.4	
Inverness .....	4,005	--	140	220	345	530	750	730	700	275	280	6.4	
Owned — Possédé .....	3,660	--	100	190	300	480	710	695	645	250	265	6.5	
Rented — Loué .....	345	--	--	--	--	--	--	--	--	--	--	5.5	
Kings .....	8,145	--	255	445	930	1,300	1,410	1,430	1,090	515	675	6.3	
Owned — Possédé .....	5,965	--	135	245	505	805	1,070	1,185	935	475	560	6.7	
Rented — Loué .....	2,180	--	120	200	425	495	340	245	155	--	115	5.3	
Lunenburg .....	8,690	--	140	480	630	895	1,655	1,825	1,670	790	565	6.7	
Owned — Possédé .....	7,620	--	110	350	435	690	1,530	1,675	1,545	735	510	6.8	
Rented — Loué .....	1,070	--	--	130	195	205	125	150	125	--	--	5.8	
Pictou .....	11,000	--	420	525	1,670	1,420	2,500	2,090	1,335	520	455	6.0	
Owned — Possédé .....	8,430	--	295	260	955	985	1,915	1,860	1,240	485	395	6.3	
Rented — Loué .....	2,570	--	125	265	715	435	585	230	--	--	--	5.0	
Queens .....	3,220	--	--	160	415	510	690	480	490	205	150	6.2	
Owned — Possédé .....	2,765	--	--	105	320	425	605	455	440	195	145	6.3	
Rented — Loué .....	455	--	--	--	--	--	--	--	--	--	--	5.0	
Richmond .....	2,425	--	--	210	320	320	565	455	295	--	--	5.8	
Owned — Possédé .....	2,310	--	--	185	300	310	550	440	285	--	--	5.9	
Rented — Loué .....	115	--	--	--	--	--	--	--	--	--	--	5.3	
Shelburne .....	3,510	--	110	190	380	385	680	845	585	210	110	6.3	
Owned — Possédé .....	3,055	--	--	140	270	340	595	800	530	195	--	6.4	
Rented — Loué .....	455	--	--	--	--	--	--	--	--	--	--	5.3	
Victoria .....	1,920	--	--	145	230	235	360	415	295	--	--	6.0	
Owned — Possédé .....	1,770	--	--	120	185	215	350	395	285	--	--	6.1	
Rented — Loué .....	150	--	--	--	--	--	--	--	--	--	--	4.7	
Yarmouth .....	5,690	--	130	310	755	820	1,075	885	860	460	385	6.3	
Owned — Possédé .....	4,175	--	--	155	290	500	835	770	800	395	340	6.8	
Rented — Loué .....	1,515	--	--	155	465	320	240	115	--	--	--	5.0	
<b>New Brunswick</b>	<b>114,010</b>	<b>1,345</b>	<b>4,290</b>	<b>8,570</b>	<b>15,640</b>	<b>17,940</b>	<b>22,020</b>	<b>17,375</b>	<b>13,640</b>	<b>6,505</b>	<b>6,685</b>	<b>6.0</b>	
Owned — Possédé .....	81,210	910	2,630	4,675	9,135	10,700	15,725	14,005	11,745	5,690	5,995	6.3	
Rented — Loué .....	32,800	435	1,660	3,895	6,505	7,240	6,295	3,370	1,895	815	690	5.2	
Albert .....	2,485	--	--	170	205	275	570	445	410	170	190	6.5	
Owned — Possédé .....	2,145	--	--	120	155	215	515	400	365	165	170	6.6	
Rented — Loué .....	340	--	--	--	--	--	--	--	--	--	--	5.8	

TABLE 13. Occupied dwellings by tenure showing number of rooms and average number of rooms per dwelling, for counties and census divisions, 1951 - Continued

TABLEAU 13. Logements occupés selon le mode d'occupation et nombre et moyenne de pièces par logement, comtés et divisions de recensement, 1951 - suite

County or census division, and tenure Comté ou division de recensement et mode d'occupation	Total	Dwellings by number of rooms Logements selon le nombre de pièces										Average number of rooms per dwelling — Moyenne de pièces par logement
		1	2	3	4	5	6	7	8	9	10+	
		<b>New Brunswick — Con.—fin</b>										
Carleton .....	5,580	--	195	290	675	670	1,100	965	710	440	485	6.4
Owned — Possédé .....	4,395	--	125	140	475	500	855	835	585	400	450	6.6
Rented — Loué .....	1,185	--	--	150	200	170	245	130	125	--	--	5.4
Charlotte .....	6,815	--	215	480	730	990	1,460	1,175	950	330	420	6.2
Owned — Possédé .....	5,180	--	--	260	425	660	1,190	1,040	820	295	350	6.5
Rented — Loué .....	1,635	--	125	220	305	330	270	135	130	--	--	5.2
Gloucester .....	9,930	250	550	905	1,310	1,210	1,540	1,525	1,400	715	525	5.9
Owned — Possédé .....	9,070	210	470	780	1,195	1,050	1,405	1,420	1,350	685	505	6.0
Rented — Loué .....	860	--	--	125	115	160	135	105	--	--	--	5.0
Kent .....	4,950	--	190	325	440	640	755	720	865	475	495	6.6
Owned — Possédé .....	4,610	--	170	270	400	585	700	670	835	460	480	6.7
Rented — Loué .....	340	--	--	--	--	--	--	--	--	--	--	5.5
Kings .....	6,030	--	125	235	635	955	1,145	1,190	900	435	365	6.4
Owned — Possédé .....	4,880	--	100	140	425	720	900	1,060	770	415	320	6.6
Rented — Loué .....	1,150	--	--	--	210	235	245	130	130	--	--	5.6
Madawaska .....	6,095	--	380	665	1,045	880	860	705	740	395	345	5.7
Owned — Possédé .....	4,440	--	295	410	555	605	650	585	595	355	325	6.0
Rented — Loué .....	1,655	--	--	255	490	275	210	120	145	--	--	4.9
Northumberland .....	8,750	170	425	765	1,045	1,090	1,440	1,500	1,155	575	585	6.1
Owned — Possédé .....	7,245	135	330	595	820	795	1,215	1,315	1,035	480	525	6.2
Rented — Loué .....	1,505	--	--	170	225	295	225	185	120	--	--	5.5
Queens .....	3,300	--	150	225	400	430	505	535	485	225	295	6.3
Owned — Possédé .....	2,900	--	100	175	325	365	465	500	455	200	270	6.4
Rented — Loué .....	400	--	--	--	--	--	--	--	--	--	--	5.3
Restigouche .....	6,820	110	365	555	1,030	1,050	1,225	1,025	855	270	335	5.8
Owned — Possédé .....	5,135	--	240	370	670	675	980	850	745	235	285	6.0
Rented — Loué .....	1,685	--	125	185	360	375	245	175	110	--	--	5.1
St. John .....	18,605	140	575	1,305	3,240	4,170	4,535	2,550	1,070	500	520	5.5
Owned — Possédé .....	6,610	--	--	180	835	1,240	1,765	1,170	610	320	390	6.2
Rented — Loué .....	11,995	125	490	1,125	2,405	2,930	2,770	1,380	460	180	130	5.2
Sunbury .....	2,100	--	--	150	370	290	395	285	295	105	110	5.9
Owned — Possédé .....	1,745	--	--	105	250	255	335	250	280	100	110	6.2
Rented — Loué .....	355	--	--	--	120	--	--	--	--	--	--	4.6
Victoria .....	4,065	--	255	435	640	605	795	615	340	175	135	5.5
Owned — Possédé .....	3,335	--	160	300	485	470	670	575	325	165	130	5.7
Rented — Loué .....	730	--	--	135	155	135	125	--	--	--	--	4.4
Westmorland .....	17,930	125	460	1,485	2,505	2,730	3,580	2,460	2,315	1,010	1,260	6.1
Owned — Possédé .....	12,270	--	230	585	1,395	1,470	2,570	2,015	1,960	845	1,130	6.6
Rented — Loué .....	5,660	--	230	900	1,110	1,260	1,010	445	355	165	130	5.1
York .....	10,555	--	310	580	1,370	1,955	2,115	1,680	1,150	685	620	6.1
Owned — Possédé .....	7,250	--	170	245	725	1,095	1,510	1,320	1,015	570	555	6.5
Rented — Loué .....	3,305	--	140	335	645	860	605	360	135	115	--	5.2
<b>Québec .....</b>	<b>858,785</b>	<b>10,595</b>	<b>25,515</b>	<b>85,535</b>	<b>182,660</b>	<b>175,890</b>	<b>149,370</b>	<b>93,380</b>	<b>66,505</b>	<b>32,115</b>	<b>37,020</b>	<b>5.5</b>
Owned — Possédé .....	416,960	3,155	6,855	20,585	50,375	72,450	81,875	65,835	55,020	28,300	32,510	6.4
Rented — Loué .....	441,825	7,440	18,660	64,950	132,285	103,440	67,695	27,545	11,485	3,815	4,510	4.7
Abitibi .....	16,535	870	820	2,585	3,690	3,090	1,960	1,355	1,045	420	700	5.0
Owned — Possédé .....	11,650	780	400	1,510	2,185	2,105	1,565	1,200	910	395	600	5.2
Rented — Loué .....	4,885	--	420	1,075	1,505	985	395	155	135	--	100	4.3
Argenteuil .....	5,065	--	225	445	1,030	995	1,245	825	585	350	330	5.9
Owned — Possédé .....	3,960	--	--	175	470	600	915	645	475	300	275	6.4
Rented — Loué .....	2,105	--	135	270	560	395	330	180	110	--	--	5.0
Arthabaska .....	7,300	--	135	400	1,285	1,435	1,245	1,130	830	365	455	6.1
Owned — Possédé .....	4,995	--	--	120	505	845	915	1,020	770	360	435	6.7
Rented — Loué .....	2,305	--	110	280	780	590	330	110	--	--	--	4.6
Bagot .....	4,125	--	--	170	465	655	805	805	620	280	280	6.5
Owned — Possédé .....	3,200	--	--	--	210	405	640	750	555	265	275	6.9
Rented — Loué .....	925	--	--	--	255	250	165	--	--	--	--	5.0



TABLE 13. Occupied dwellings by tenure showing number of rooms and average number of rooms per dwelling, for counties and census divisions, 1951 - Continued

TABLEAU 13. Logements occupés selon le mode d'occupation et nombre et moyenne de pièces par logement, comtés et divisions de recensement, 1951 - suite

County or census division, and tenure Comté ou division de recensement et mode d'occupation	Total	Dwellings by number of rooms Logements selon le nombre de pièces										Average number of rooms per dwelling — Moyenne de pièces par logement	
		1	2	3	4	5	6	7	8	9	10+		
Québec - Con. - suite													
Gaspé - Con. - fin													
Gaspé-Ouest .....	2,480	--	--	215	320	255	315	325	445	170	360		6.8
Owned - Possédé .....	2,085	--	--	170	240	225	235	270	380	150	350		7.0
Rented - Loué .....	395	--	--	--	--	--	--	--	--	--	--		5.8
Îles-de-la-Madeleine .....	1,650	--	--	--	180	225	270	320	340	--	100		6.5
Owned - Possédé .....	1,595	--	--	--	165	200	260	315	340	--	100		6.6
Rented - Loué .....	--	--	--	--	--	--	--	--	--	--	--		--
Hull .....	19,430	220	1,245	2,675	4,085	3,625	3,175	1,905	1,220	610	670		5.2
Owned - Possédé .....	11,445	110	555	950	1,935	2,080	2,180	1,530	1,025	525	555		5.7
Rented - Loué .....	7,985	110	690	1,725	2,150	1,545	995	375	195	--	115		4.4
Gatineau .....	7,225	125	525	660	1,015	1,205	1,150	960	695	405	485		5.8
Owned - Possédé .....	5,525	--	385	460	700	845	900	815	595	335	410		5.9
Rented - Loué .....	1,700	--	140	200	315	360	250	145	100	--	--		5.2
Hull .....	12,205	--	720	2,015	3,070	2,420	2,025	945	525	205	185		4.8
Owned - Possédé .....	5,920	--	170	490	1,235	1,235	1,280	715	430	190	145		5.5
Rented - Loué .....	6,285	--	550	1,525	1,835	1,185	745	230	--	--	--		4.2
Huntingdon .....	3,315	--	--	235	400	450	445	530	480	350	350		6.6
Owned - Possédé .....	2,685	--	--	125	240	335	370	470	445	305	345		7.0
Rented - Loué .....	630	--	--	110	160	115	--	--	--	--	--		5.1
Iberville .....	2,850	--	--	250	415	540	435	470	305	140	205		6.0
Owned - Possédé .....	1,950	--	--	--	150	355	320	410	285	125	180		6.6
Rented - Loué .....	900	--	--	160	265	185	115	--	--	--	--		4.7
Joliette .....	7,445	--	115	505	1,170	1,415	1,550	1,105	720	425	425		6.0
Owned - Possédé .....	4,370	--	--	120	350	670	895	880	625	400	395		6.8
Rented - Loué .....	3,075	--	--	385	820	745	655	225	--	--	--		4.9
Kamouraska .....	4,680	--	--	270	490	600	600	730	860	470	565		6.9
Owned - Possédé .....	3,875	--	--	160	345	390	525	615	780	445	545		7.2
Rented - Loué .....	805	--	--	110	145	210	--	115	--	--	--		5.4
Labelle .....	5,235	--	330	765	960	825	830	545	475	230	195		5.3
Owned - Possédé .....	4,035	--	205	510	710	625	665	455	420	205	170		5.5
Rented - Loué .....	1,200	--	125	255	250	200	165	--	--	--	--		4.7
Lac-St-Jean .....	12,700	--	365	1,455	1,980	1,875	1,645	1,775	1,355	860	1,305		6.1
Owned - Possédé .....	9,075	--	145	685	1,090	1,100	1,140	1,570	1,220	810	1,270		6.8
Rented - Loué .....	3,625	--	220	770	890	775	505	205	135	--	--		4.6
Lac-St-Jean-Est .....	4,815	--	--	445	610	840	640	660	540	370	615		6.5
Owned - Possédé .....	3,090	--	--	130	205	395	355	560	475	350	600		7.5
Rented - Loué .....	1,725	--	--	315	405	445	285	100	--	--	--		4.8
Lac-St-Jean-Ouest .....	7,885	--	270	1,010	1,370	1,035	1,005	1,115	815	490	690		5.9
Owned - Possédé .....	5,985	--	125	555	885	705	785	1,010	745	460	670		6.4
Rented - Loué .....	1,900	--	145	455	485	330	220	105	--	--	--		4.4
Laprairie .....	3,955	--	160	340	730	720	565	610	360	210	240		5.8
Owned - Possédé .....	2,745	--	--	125	420	485	430	530	315	185	170		6.2
Rented - Loué .....	1,210	--	--	215	310	235	135	--	--	--	--		5.0
L'Assomption .....	4,975	--	150	635	1,050	1,020	825	420	485	175	215		5.5
Owned - Possédé .....	3,115	--	--	280	425	590	595	370	440	170	195		6.1
Rented - Loué .....	1,860	--	100	355	625	430	230	--	--	--	--		4.5
Lévis .....	8,315	--	135	415	1,350	1,310	1,165	990	1,290	695	940		6.5
Owned - Possédé .....	5,670	--	--	115	515	675	815	855	1,120	665	875		7.3
Rented - Loué .....	2,645	--	110	300	835	635	350	135	170	--	--		4.9
L'Islet .....	4,245	--	120	310	580	670	585	610	540	315	500		6.5
Owned - Possédé .....	3,750	--	--	245	460	540	545	560	520	310	480		6.7
Rented - Loué .....	495	--	--	--	120	130	--	--	--	--	--		4.9
Lotbinière .....	5,295	--	110	175	595	670	975	1,065	960	410	325		6.6
Owned - Possédé .....	4,765	--	--	125	445	595	865	1,020	935	395	305		6.7
Rented - Loué .....	530	--	--	--	150	--	110	--	--	--	--		5.2
Maskinongé .....	3,835	--	--	335	565	705	600	590	500	275	145		5.9
Owned - Possédé .....	2,845	--	--	125	290	495	470	510	470	250	140		6.4
Rented - Loué .....	990	--	--	210	275	210	130	--	--	--	--		4.7
Matane .....	10,745	--	240	835	1,725	1,415	1,460	1,595	1,750	730	965		6.4
Owned - Possédé .....	9,005	--	155	490	1,265	1,185	1,335	1,440	1,580	675	860		6.6
Rented - Loué .....	1,740	--	--	345	460	230	125	155	170	--	105		5.3



TABLE 13. Occupied dwellings by tenure showing number of rooms and average number of rooms per dwelling, for counties and census divisions, 1951 - Continued

TABLEAU 13. Logements occupés selon le mode d'occupation et nombre et moyenne de pièces par logement, comtés et divisions de recensement, 1951 - suite

County or census division, and tenure Comté ou division de recensement et mode d'occupation	Total	Dwellings by number of rooms Logements selon le nombre de pièces										Average number of rooms per dwelling — Moyenne de pièces par logement	
		1	2	3	4	5	6	7	8	9	10+		
<b>Québec - Con. - suite</b>													
Matane - Con. - fin													
Matane	5,275	--	160	405	780	615	640	765	935	420	545		6.5
Owned - Possédé	4,365	--	--	230	525	495	590	720	845	390	475		6.8
Rented - Loué	910	--	--	175	255	120	--	--	--	--	--		5.2
Matapédia	5,470	--	--	430	945	800	820	830	815	310	420		6.2
Owned - Possédé	4,640	--	--	260	740	690	745	720	735	285	385		6.4
Rented - Loué	830	--	--	170	205	110	--	110	--	--	--		5.4
Mégantic	8,955	--	145	585	1,370	1,590	1,580	1,305	1,180	635	535		6.2
Owned - Possédé	6,275	--	--	200	540	900	1,230	1,140	1,065	610	505		6.8
Rented - Loué	2,680	--	--	385	830	690	350	165	115	--	--		4.8
Missisquoi	5,635	--	--	355	755	1,020	1,135	870	595	290	510		6.3
Owned - Possédé	3,355	--	--	--	255	470	645	655	515	260	445		7.1
Rented - Loué	2,280	--	--	260	500	550	490	215	--	--	--		5.2
Montcalm	3,810	--	100	395	775	620	610	505	315	255	200		5.8
Owned - Possédé	2,895	--	--	245	480	470	490	470	280	210	175		6.1
Rented - Loué	915	--	--	150	295	150	120	--	--	--	--		4.8
Montmagny	4,660	--	150	260	560	695	610	655	775	345	580		6.6
Owned - Possédé	3,965	--	--	160	360	530	540	620	745	320	565		7.0
Rented - Loué	695	--	--	100	200	165	--	--	--	--	--		4.8
Montmorency	3,885	--	--	270	585	870	525	585	470	280	230		6.1
Owned - Possédé	2,895	--	--	155	305	580	395	535	415	260	210		6.5
Rented - Loué	990	--	--	115	280	290	130	--	--	--	--		5.0
Montmorency No. 1	3,155	--	--	255	520	765	415	435	315	220	175		6.0
Owned - Possédé	2,290	--	--	150	270	510	305	395	270	200	160		6.4
Rented - Loué	865	--	--	105	250	255	110	--	--	--	--		5.0
Montmorency No. 2 (Ile-d'Orléans)	730	--	--	--	--	105	110	150	155	--	--		6.8
Owned - Possédé	605	--	--	--	--	--	--	140	145	--	--		7.1
Rented - Loué	125	--	--	--	--	--	--	--	--	--	--		5.2
Montréal & Jésus Islands - Îles	325,830	5,700	9,590	36,765	85,605	76,935	63,370	26,635	11,580	4,680	4,970		5.0
Owned - Possédé	76,025	--	730	2,040	9,340	17,895	22,845	9,925	6,335	3,265	3,575		6.1
Rented - Loué	249,805	5,625	8,860	34,725	76,265	59,040	40,525	16,710	5,245	1,415	1,395		4.6
Jésus Island - Île	7,825	--	330	870	2,375	1,750	1,060	575	420	245	175		5.1
Owned - Possédé	4,670	--	160	295	1,190	1,065	740	500	335	225	150		5.5
Rented - Loué	3,155	--	170	575	1,185	685	320	--	--	--	--		4.4
Montréal Island - Île	318,005	5,675	9,260	35,895	83,230	75,185	62,310	26,060	11,160	4,435	4,795		5.0
Owned - Possédé	71,355	--	570	1,745	8,150	16,830	22,105	9,425	6,000	3,040	3,425		6.1
Rented - Loué	246,650	5,610	8,690	34,150	75,080	58,355	40,205	16,635	5,160	1,395	1,370		4.6
Napierville	1,905	--	--	110	200	340	305	320	335	145	125		6.5
Owned - Possédé	1,435	--	--	--	--	230	225	295	300	135	120		6.9
Rented - Loué	470	--	--	--	125	110	--	--	--	--	--		5.1
Nicolet	5,635	--	115	245	465	835	870	1,355	1,040	435	270		6.6
Owned - Possédé	4,775	--	--	150	260	615	720	1,285	980	410	265		6.8
Rented - Loué	860	--	--	--	205	220	150	--	--	--	--		5.2
Papineau	6,305	--	210	550	1,045	1,080	1,200	1,015	620	230	280		5.8
Owned - Possédé	4,725	--	100	305	580	800	995	890	555	210	245		6.1
Rented - Loué	1,580	--	110	245	465	280	205	125	--	--	--		4.7
Pontiac	4,570	--	355	385	545	755	850	670	380	275	260		5.7
Owned - Possédé	3,800	--	235	280	405	615	720	615	360	265	240		6.0
Rented - Loué	770	--	120	105	140	140	130	--	--	--	--		4.5
Portneuf	8,610	--	260	585	1,395	1,320	1,155	1,250	1,210	725	660		6.2
Owned - Possédé	6,295	--	110	255	675	810	905	1,090	1,125	670	620		6.8
Rented - Loué	2,315	--	150	330	720	510	250	160	--	--	--		4.8
Québec	50,610	505	1,740	5,310	12,120	11,255	8,775	4,150	3,300	1,360	2,095		5.3
Owned - Possédé	17,455	--	155	655	2,260	3,280	3,575	2,450	2,315	985	1,720		6.5
Rented - Loué	33,155	445	1,585	4,655	9,860	7,975	5,200	1,700	985	375	375		4.7
Richelieu	6,500	--	150	510	1,070	1,320	1,295	920	575	330	330		5.9
Owned - Possédé	3,850	--	--	135	370	645	795	740	550	295	285		6.6
Rented - Loué	2,650	--	115	375	700	675	500	180	--	--	--		4.9
Richmond	7,280	--	195	635	1,675	1,440	1,250	940	615	255	270		5.6
Owned - Possédé	4,460	--	--	165	660	835	890	855	545	225	235		6.2
Rented - Loué	2,820	--	150	470	1,015	605	360	--	--	--	--		4.5



TABLE 13. Occupied dwellings by tenure showing number of rooms and average number of rooms per dwelling, for counties and census divisions, 1951 - Continued

TABLEAU 13. Logements occupés selon le mode d'occupation et nombre et moyenne de pièces par logement, comtés et divisions de recensement, 1951 - suite

County or census division, and tenure  Comté ou division de recensement et mode d'occupation	Total	Dwellings by number of rooms Logements selon le nombre de pièces										Average number of rooms per dwelling
		1	2	3	4	5	6	7	8	9	10+	Moyenne de pièces par logement
<b>Ontario</b> .....	<b>1,181,125</b>	<b>11,610</b>	<b>38,125</b>	<b>95,025</b>	<b>177,905</b>	<b>226,625</b>	<b>296,345</b>	<b>150,980</b>	<b>96,505</b>	<b>45,005</b>	<b>43,000</b>	<b>5.7</b>
Owned - Possédé .....	821,335	4,190	11,350	27,340	99,035	157,885	236,575	126,600	82,615	38,670	37,075	6.1
Rented - Loué .....	359,790	7,420	26,775	67,685	78,870	68,740	59,770	24,380	13,890	6,335	5,925	4.7
<b>Algoma</b> .....	<b>15,335</b>	<b>250</b>	<b>780</b>	<b>1,450</b>	<b>3,170</b>	<b>3,090</b>	<b>3,420</b>	<b>1,645</b>	<b>940</b>	<b>300</b>	<b>290</b>	<b>5.2</b>
Owned - Possédé .....	11,345	145	445	705	2,085	2,285	2,905	1,455	810	275	235	5.5
Rented - Loué .....	3,990	105	335	745	1,085	805	515	190	130	--	--	4.4
<b>Brant</b> .....	<b>19,845</b>	<b>105</b>	<b>455</b>	<b>1,615</b>	<b>3,205</b>	<b>3,910</b>	<b>5,410</b>	<b>2,455</b>	<b>1,355</b>	<b>660</b>	<b>675</b>	<b>5.7</b>
Owned - Possédé .....	13,875	--	140	275	1,910	2,770	4,370	2,055	1,175	555	610	6.1
Rented - Loué .....	5,970	--	315	1,340	1,295	1,140	1,040	400	180	105	--	4.7
<b>Bruce</b> .....	<b>11,770</b>	<b>--</b>	<b>150</b>	<b>440</b>	<b>930</b>	<b>1,765</b>	<b>2,750</b>	<b>2,435</b>	<b>1,825</b>	<b>830</b>	<b>570</b>	<b>6.5</b>
Owned - Possédé .....	9,745	--	--	250	520	1,350	2,370	2,185	1,645	755	540	6.7
Rented - Loué .....	2,025	--	--	190	410	415	380	250	180	--	--	5.4
<b>Carleton</b> .....	<b>58,580</b>	<b>490</b>	<b>2,110</b>	<b>6,475</b>	<b>9,055</b>	<b>10,745</b>	<b>14,130</b>	<b>7,530</b>	<b>3,480</b>	<b>2,315</b>	<b>2,250</b>	<b>5.6</b>
Owned - Possédé .....	28,125	115	245	850	2,700	4,660	8,460	5,025	2,560	1,745	1,765	6.4
Rented - Loué .....	30,455	375	1,865	5,625	6,355	6,085	5,670	2,505	920	570	485	4.8
<b>Cochrane</b> .....	<b>19,415</b>	<b>375</b>	<b>1,270</b>	<b>3,245</b>	<b>5,495</b>	<b>3,680</b>	<b>2,785</b>	<b>1,375</b>	<b>715</b>	<b>185</b>	<b>290</b>	<b>4.7</b>
Owned - Possédé .....	10,975	245	505	1,320	2,910	2,290	1,855	920	550	150	230	5.0
Rented - Loué .....	8,440	130	765	1,925	2,585	1,390	930	455	165	--	--	4.2
<b>Dufferin</b> .....	<b>4,230</b>	<b>--</b>	<b>--</b>	<b>180</b>	<b>290</b>	<b>600</b>	<b>1,015</b>	<b>900</b>	<b>575</b>	<b>315</b>	<b>285</b>	<b>6.6</b>
Owned - Possédé .....	3,550	--	--	--	205	485	870	795	520	275	270	6.8
Rented - Loué .....	680	--	--	--	--	115	145	105	--	--	--	5.6
<b>Dundas</b> .....	<b>4,295</b>	<b>--</b>	<b>100</b>	<b>135</b>	<b>340</b>	<b>590</b>	<b>895</b>	<b>775</b>	<b>655</b>	<b>390</b>	<b>395</b>	<b>6.7</b>
Owned - Possédé .....	3,300	--	--	--	190	370	655	700	590	340	335	7.0
Rented - Loué .....	995	--	--	--	150	220	240	--	--	--	--	5.6
<b>Durham</b> .....	<b>8,620</b>	<b>--</b>	<b>185</b>	<b>385</b>	<b>1,055</b>	<b>1,565</b>	<b>1,935</b>	<b>1,435</b>	<b>930</b>	<b>590</b>	<b>465</b>	<b>6.2</b>
Owned - Possédé .....	6,365	--	--	135	595	1,140	1,495	1,165	790	545	405	6.5
Rented - Loué .....	2,255	--	125	250	460	425	440	270	140	--	--	5.2
<b>Elgin</b> .....	<b>15,330</b>	<b>--</b>	<b>315</b>	<b>1,055</b>	<b>1,625</b>	<b>2,535</b>	<b>3,345</b>	<b>2,760</b>	<b>1,870</b>	<b>890</b>	<b>875</b>	<b>6.2</b>
Owned - Possédé .....	10,980	--	--	205	730	1,670	2,710	2,345	1,670	780	780	6.7
Rented - Loué .....	4,350	--	240	850	895	865	635	415	200	110	--	4.9
<b>Essex</b> .....	<b>57,525</b>	<b>680</b>	<b>1,960</b>	<b>4,490</b>	<b>10,880</b>	<b>13,790</b>	<b>13,700</b>	<b>6,320</b>	<b>3,325</b>	<b>1,485</b>	<b>895</b>	<b>5.3</b>
Owned - Possédé .....	37,690	--	320	920	6,275	9,165	10,715	5,320	2,960	1,215	720	5.8
Rented - Loué .....	19,835	600	1,640	3,570	4,605	4,625	2,985	1,000	365	270	175	4.5
<b>Frontenac</b> .....	<b>16,010</b>	<b>175</b>	<b>590</b>	<b>1,510</b>	<b>2,405</b>	<b>2,830</b>	<b>3,170</b>	<b>2,405</b>	<b>1,340</b>	<b>795</b>	<b>790</b>	<b>5.8</b>
Owned - Possédé .....	9,370	--	180	260	1,115	1,685	2,060	1,800	1,005	575	630	6.3
Rented - Loué .....	6,640	115	410	1,250	1,290	1,145	1,110	605	335	220	160	5.0
<b>Glengarry</b> .....	<b>4,305</b>	<b>--</b>	<b>--</b>	<b>195</b>	<b>410</b>	<b>565</b>	<b>835</b>	<b>825</b>	<b>690</b>	<b>310</b>	<b>360</b>	<b>6.6</b>
Owned - Possédé .....	3,405	--	--	125	260	415	660	700	580	280	325	6.8
Rented - Loué .....	900	--	--	--	150	150	175	125	110	--	--	5.7
<b>Grenville</b> .....	<b>4,845</b>	<b>--</b>	<b>--</b>	<b>185</b>	<b>420</b>	<b>680</b>	<b>1,110</b>	<b>990</b>	<b>625</b>	<b>315</b>	<b>415</b>	<b>6.6</b>
Owned - Possédé .....	3,430	--	--	--	190	355	840	805	515	240	375	7.0
Rented - Loué .....	1,415	--	--	135	230	325	270	185	110	--	--	5.6
<b>Grey</b> .....	<b>16,565</b>	<b>--</b>	<b>260</b>	<b>845</b>	<b>1,565</b>	<b>2,545</b>	<b>3,975</b>	<b>3,530</b>	<b>1,885</b>	<b>980</b>	<b>915</b>	<b>6.3</b>
Owned - Possédé .....	13,335	--	--	390	955	1,850	3,375	3,180	1,730	915	815	6.6
Rented - Loué .....	3,230	--	170	455	610	695	600	350	155	--	100	5.2
<b>Haldimand</b> .....	<b>6,735</b>	<b>--</b>	<b>--</b>	<b>410</b>	<b>630</b>	<b>895</b>	<b>1,310</b>	<b>1,340</b>	<b>905</b>	<b>520</b>	<b>605</b>	<b>6.6</b>
Owned - Possédé .....	5,135	--	--	130	355	625	990	1,160	780	460	570	7.0
Rented - Loué .....	1,600	--	--	280	275	270	320	180	125	--	--	5.3
<b>Haliburton</b> .....	<b>2,050</b>	<b>--</b>	<b>--</b>	<b>190</b>	<b>400</b>	<b>420</b>	<b>480</b>	<b>215</b>	<b>140</b>	<b>--</b>	<b>100</b>	<b>5.7</b>
Owned - Possédé .....	1,710	--	--	115	330	365	415	195	125	--	--	5.8
Rented - Loué .....	340	--	--	--	--	--	--	--	--	--	--	4.8
<b>Halton</b> .....	<b>12,215</b>	<b>--</b>	<b>295</b>	<b>750</b>	<b>1,975</b>	<b>2,395</b>	<b>2,745</b>	<b>1,675</b>	<b>1,155</b>	<b>540</b>	<b>605</b>	<b>5.9</b>
Owned - Possédé .....	9,380	--	135	260	1,230	1,890	2,250	1,475	1,055	505	535	6.2
Rented - Loué .....	2,835	--	160	490	745	505	495	200	100	--	--	4.8
<b>Hastings</b> .....	<b>19,740</b>	<b>170</b>	<b>650</b>	<b>1,655</b>	<b>3,050</b>	<b>3,755</b>	<b>4,160</b>	<b>2,830</b>	<b>1,725</b>	<b>955</b>	<b>790</b>	<b>5.7</b>
Owned - Possédé .....	12,940	100	280	455	1,565	2,210	3,030	2,335	1,470	815	680	6.2
Rented - Loué .....	6,800	--	370	1,200	1,485	1,545	1,130	495	255	140	110	4.8
<b>Huron</b> .....	<b>13,870</b>	<b>--</b>	<b>155</b>	<b>390</b>	<b>1,175</b>	<b>1,970</b>	<b>2,985</b>	<b>3,025</b>	<b>2,210</b>	<b>1,050</b>	<b>890</b>	<b>6.6</b>
Owned - Possédé .....	10,895	--	--	120	595	1,340	2,420	2,720	1,920	945	795	6.9
Rented - Loué .....	2,975	--	125	270	580	630	565	305	290	105	--	5.5

TABLE 13. Occupied dwellings by tenure showing number of rooms and average number of rooms per dwelling, for counties and census divisions, 1951 - Continued

TABLEAU 13. Logements occupés selon le mode d'occupation et nombre et moyenne de pièces par logement, comtés et divisions de recensement, 1951 - suite

County or census division, and tenure Comté ou division de recensement et mode d'occupation	Total	Dwellings by number of rooms Logements selon le nombre de pièces										Average number of rooms per dwelling Moyenne de pièces par logement
		1	2	3	4	5	6	7	8	9	10+	
		Ontario - Con. - suite										
Kenora .....	10,205	965	1,355	1,300	2,360	1,745	1,445	590	220	150	--	4.2
Owned - Possédé .....	6,660	410	775	670	1,600	1,295	1,130	465	165	100	--	4.5
Rented - Loué .....	3,545	555	580	630	760	450	315	125	--	--	--	3.6
Kent .....	22,180	335	625	1,790	2,945	4,510	4,725	3,355	2,190	955	750	5.7
Owned - Possédé .....	15,270	105	135	625	1,555	3,045	3,695	2,800	1,830	810	670	6.2
Rented - Loué .....	6,910	230	490	1,165	1,390	1,465	1,030	555	360	145	--	4.7
Lambton .....	20,610	140	560	1,450	2,745	4,095	5,090	3,235	1,735	805	755	5.8
Owned - Possédé .....	15,835	--	210	525	1,805	3,075	4,370	2,815	1,550	730	685	6.1
Rented - Loué .....	4,775	--	350	925	940	1,020	720	420	185	--	--	4.7
Lanark .....	9,675	--	200	480	1,145	1,505	2,480	1,840	1,055	505	395	6.1
Owned - Possédé .....	7,095	--	--	160	560	1,055	1,915	1,545	940	445	355	6.5
Rented - Loué .....	2,580	--	135	320	585	450	565	295	115	--	--	5.1
Leeds .....	10,295	--	205	535	1,280	1,415	2,520	1,745	1,305	535	695	6.3
Owned - Possédé .....	6,975	--	100	170	700	745	1,730	1,335	1,140	440	585	6.7
Rented - Loué .....	3,320	--	105	365	580	670	790	410	165	--	110	5.4
Lennox & Addington .....	5,440	--	--	240	690	845	1,200	900	720	355	345	6.3
Owned - Possédé .....	4,235	--	--	150	435	565	920	775	655	315	330	6.6
Rented - Loué .....	1,205	--	--	--	255	280	280	125	--	--	--	5.3
Lincoln .....	24,300	250	605	1,925	4,615	5,065	5,835	2,780	1,670	730	825	5.5
Owned - Possédé .....	16,845	--	145	510	2,515	3,775	4,595	2,355	1,455	670	750	6.0
Rented - Loué .....	7,455	175	460	1,415	2,100	1,290	1,240	425	215	--	--	4.5
Manitowlin .....	2,805	--	315	215	340	425	445	400	305	145	155	5.6
Owned - Possédé .....	2,430	--	285	170	270	350	395	375	275	125	130	5.6
Rented - Loué .....	375	--	--	--	--	--	--	--	--	--	--	5.3
Middlesex .....	44,090	435	1,290	3,550	6,150	9,470	10,670	5,935	3,430	1,805	1,355	5.7
Owned - Possédé .....	30,425	110	215	665	3,320	7,070	8,495	4,895	2,980	1,550	1,125	6.1
Rented - Loué .....	13,665	325	1,075	2,885	2,830	2,400	2,175	1,040	450	255	230	4.6
Muskoka .....	6,860	--	280	565	1,180	1,460	1,485	835	595	185	215	5.5
Owned - Possédé .....	5,480	--	180	345	855	1,180	1,275	720	530	175	190	5.7
Rented - Loué .....	1,380	--	100	220	325	280	210	115	--	--	--	4.7
Nipissing .....	11,485	240	790	1,430	2,190	2,085	2,250	1,230	625	310	335	5.1
Owned - Possédé .....	8,375	150	430	730	1,465	1,610	1,850	1,075	505	280	280	5.4
Rented - Loué .....	3,110	--	360	700	725	475	400	155	120	--	--	4.3
Norfolk .....	11,785	--	295	745	1,395	1,905	2,400	1,790	1,485	905	785	6.3
Owned - Possédé .....	8,215	--	115	305	755	1,180	1,775	1,425	1,175	795	665	6.7
Rented - Loué .....	3,570	--	180	440	640	725	625	365	310	110	120	5.3
Northumberland .....	9,495	--	260	545	975	1,470	2,040	1,645	1,225	675	580	6.3
Owned - Possédé .....	6,955	--	--	245	600	940	1,590	1,390	1,035	565	520	6.7
Rented - Loué .....	2,540	--	215	300	375	530	450	255	190	110	--	5.2
Ontario .....	23,005	150	630	1,455	3,695	4,575	5,880	3,075	1,730	920	895	5.7
Owned - Possédé .....	16,485	--	130	440	2,100	3,390	4,815	2,555	1,490	740	760	6.1
Rented - Loué .....	6,520	--	500	1,015	1,595	1,185	1,065	520	240	180	135	4.8
Oxford .....	16,440	115	345	940	1,900	2,885	3,660	2,705	1,975	960	955	6.2
Owned - Possédé .....	11,660	--	--	240	960	1,920	2,760	2,275	1,735	820	815	6.6
Rented - Loué .....	4,780	--	270	700	940	965	900	430	240	140	140	5.1
Parry Sound .....	7,255	110	375	575	1,370	1,480	1,515	955	485	215	175	5.4
Owned - Possédé .....	5,795	--	225	420	970	1,230	1,255	825	440	200	155	5.6
Rented - Loué .....	1,460	--	150	155	400	250	260	130	--	--	--	4.7
Peel .....	14,505	155	455	1,015	2,695	2,955	3,140	1,755	1,125	565	645	5.6
Owned - Possédé .....	10,515	--	170	330	1,425	2,330	2,650	1,525	985	510	530	6.1
Rented - Loué .....	3,990	--	285	685	1,270	625	490	230	140	--	115	4.6
Perth .....	14,740	--	195	625	1,495	1,865	3,665	3,235	2,120	785	735	6.4
Owned - Possédé .....	11,430	--	--	110	725	1,200	3,130	2,885	1,960	685	695	6.8
Rented - Loué .....	3,310	--	155	515	770	665	535	350	160	100	--	5.0
Peterborough .....	15,985	145	385	1,070	2,425	3,250	4,010	2,495	1,245	545	415	5.7
Owned - Possédé .....	11,265	--	100	350	1,545	2,225	3,100	2,040	1,070	430	355	6.0
Rented - Loué .....	4,720	--	285	720	880	1,025	910	455	175	115	--	4.9
Prescott .....	5,590	--	105	280	675	985	1,125	865	735	440	365	6.3
Owned - Possédé .....	4,245	--	--	110	380	725	850	760	630	405	335	6.7
Rented - Loué .....	1,345	--	--	170	295	260	275	105	105	--	--	5.2

TABLE 13. Occupied dwellings by tenure showing number of rooms and average number of rooms per dwelling, for counties and census divisions, 1951 - Continued

TABLEAU 13. Logements occupés selon le mode d'occupation et nombre et moyenne de pièces par logement, comtés et divisions de recensement, 1951 - suite

County or census division, and tenure Comté ou division de recensement et mode d'occupation	Total	Dwellings by number of rooms Logements selon le nombre de pièces										Average number of rooms per dwelling Moyenne de pièces par logement		
		1	2	3	4	5	6	7	8	9	10+			
<b>Ontario - Con.-fin</b>														
Prince Edward	5,310	--	115	235	475	820	980	830	730	480	615	6.8		
Owned - Possédé	3,740	--	--	120	150	440	705	620	630	435	565	7.3		
Rented - Loué	1,570	--	--	115	325	380	275	210	100	--	--	5.5		
Rainy River	5,740	350	540	760	1,460	1,160	760	495	165	--	--	4.4		
Owned - Possédé	4,590	230	390	605	1,150	995	650	380	155	--	--	4.5		
Rented - Loué	1,150	120	150	155	310	165	110	115	--	--	--	4.0		
Renfrew	15,655	190	665	1,160	2,145	2,895	3,680	2,510	1,380	615	415	5.7		
Owned - Possédé	11,680	--	350	655	1,350	2,080	2,870	2,135	1,210	565	370	5.9		
Rented - Loué	3,975	--	315	505	795	815	810	375	170	--	--	4.9		
Russell	3,825	--	125	245	530	580	890	620	395	215	210	6.0		
Owned - Possédé	3,115	--	--	155	370	490	735	580	335	190	165	6.2		
Rented - Loué	710	--	--	--	160	--	155	--	--	--	--	5.5		
Simcoe	27,390	210	885	1,865	3,565	4,695	6,395	4,455	2,830	1,265	1,225	5.9		
Owned - Possédé	20,560	100	405	820	2,375	3,320	5,105	3,745	2,420	1,135	1,135	6.3		
Rented - Loué	6,830	110	480	1,045	1,190	1,375	1,290	710	410	130	--	5.0		
Stormont	11,705	--	355	980	2,490	2,235	2,670	1,395	820	360	335	5.5		
Owned - Possédé	6,510	--	115	245	945	1,205	1,650	1,065	660	305	290	6.0		
Rented - Loué	5,195	--	240	735	1,545	1,030	1,020	330	160	--	--	4.8		
Sudbury	24,340	355	1,970	3,890	6,670	4,860	3,590	1,520	770	400	315	4.6		
Owned - Possédé	14,050	160	670	1,370	3,840	3,235	2,495	1,160	590	315	215	5.0		
Rented - Loué	10,290	195	1,300	2,520	2,830	1,625	1,095	360	180	--	100	4.1		
Thunder Bay	26,860	730	1,850	3,165	7,920	5,750	4,525	1,440	875	285	320	4.6		
Owned - Possédé	19,020	390	1,000	1,495	5,845	4,330	3,580	1,205	660	250	265	4.9		
Rented - Loué	7,840	340	850	1,670	2,075	1,420	945	235	215	--	--	4.1		
Timiskaming	12,730	195	890	2,175	3,495	2,645	1,875	890	345	140	--	4.6		
Owned - Possédé	7,660	100	320	860	1,960	1,805	1,430	705	295	125	--	5.0		
Rented - Loué	5,070	--	570	1,315	1,535	840	445	185	--	--	--	4.0		
Victoria	7,830	--	165	390	715	1,065	1,985	1,400	1,095	550	420	6.4		
Owned - Possédé	6,120	--	--	155	425	780	1,585	1,210	995	505	365	6.7		
Rented - Loué	1,710	--	--	235	290	285	400	190	100	--	--	5.3		
Waterloo	32,600	220	750	2,740	4,540	5,605	8,365	4,755	3,170	1,165	1,290	5.8		
Owned - Possédé	23,180	--	105	415	2,375	4,060	7,030	4,195	2,795	1,010	1,165	6.4		
Rented - Loué	9,420	190	645	2,325	2,165	1,545	1,335	560	375	155	125	4.5		
Welland	32,345	235	745	2,295	5,605	6,695	8,175	4,280	2,165	1,085	1,065	5.6		
Owned - Possédé	23,010	--	220	670	3,315	4,745	6,605	3,590	1,870	975	945	6.0		
Rented - Loué	9,335	160	525	1,625	2,290	1,950	1,570	690	295	110	120	4.7		
Wellington	17,765	--	260	845	1,990	3,200	4,720	3,010	2,055	830	810	6.2		
Owned - Possédé	13,050	--	--	195	1,040	2,165	3,650	2,625	1,815	730	740	6.5		
Rented - Loué	4,715	--	185	650	950	1,035	1,070	385	240	100	--	5.1		
Wentworth	70,070	530	2,225	6,645	12,675	13,760	19,375	7,520	3,825	1,815	1,700	5.4		
Owned - Possédé	47,735	--	275	1,480	7,535	9,815	15,985	6,265	3,305	1,555	1,425	5.9		
Rented - Loué	22,335	435	1,950	5,165	5,140	3,945	3,390	1,255	520	260	275	4.4		
York	288,935	2,110	7,605	21,305	33,290	58,345	92,625	30,030	23,565	9,775	10,285	5.8		
Owned - Possédé	205,575	310	855	4,110	17,105	42,595	77,760	25,950	19,885	8,325	8,680	6.2		
Rented - Loué	83,360	1,800	6,750	17,195	16,185	15,750	14,865	4,080	3,680	1,450	1,605	4.7		
<b>Manitoba</b>	<b>202,400</b>	<b>6,275</b>	<b>15,850</b>	<b>27,580</b>	<b>48,055</b>	<b>41,120</b>	<b>32,120</b>	<b>16,090</b>	<b>8,220</b>	<b>3,655</b>	<b>3,435</b>	<b>4.7</b>		
Owned - Possédé	144,645	3,675	8,120	13,050	34,875	31,940	27,000	13,420	6,880	2,995	2,690	5.0		
Rented - Loué	57,755	2,600	7,730	14,530	13,180	9,180	5,120	2,670	1,340	660	745	4.1		
Division No. 1	5,380	325	790	860	1,045	785	700	470	190	145	--	4.4		
Owned - Possédé	4,735	235	665	740	945	720	645	425	170	135	--	4.5		
Rented - Loué	645	--	125	120	100	--	--	--	--	--	--	3.9		
Division No. 2	8,955	140	735	1,055	1,675	1,705	1,580	1,065	590	255	155	5.1		
Owned - Possédé	7,630	120	550	835	1,400	1,515	1,390	930	520	235	135	5.2		
Rented - Loué	1,325	--	185	220	275	190	190	135	--	--	--	4.6		
Division No. 3	6,030	125	240	390	830	1,315	1,235	1,130	425	160	180	5.6		
Owned - Possédé	4,685	100	145	270	640	1,060	965	895	340	135	135	5.7		
Rented - Loué	1,345	--	--	120	190	255	270	235	--	--	--	5.4		
Division No. 4	4,230	100	175	195	560	810	960	660	425	200	145	5.8		
Owned - Possédé	3,165	--	120	145	410	635	725	495	315	145	105	5.8		
Rented - Loué	1,065	--	--	--	150	175	235	165	110	--	--	5.8		

TABLE 13. Occupied dwellings by tenure showing number of rooms and average number of rooms per dwelling, for counties and census divisions, 1951 - Continued

TABLEAU 13. Logements occupés selon le mode d'occupation et nombre et moyenne de pièces par logement, comtés et divisions de recensement, 1951 - suite

County or census division, and tenure Comté ou division de recensement et mode d'occupation	Total	Dwellings by number of rooms Logements selon le nombre de pièces										Average number of rooms per dwelling — Moyenne de pièces par logement	
		1	2	3	4	5	6	7	8	9	10+		
<b>Manitoba—Con.—fin</b>													
Division No. 5	13,900	320	1,195	2,040	4,415	3,055	1,700	705	320	100	--	--	4.4
Owned — Possédé	11,495	220	935	1,465	3,775	2,600	1,505	590	280	--	--	--	4.5
Rented — Loué	2,405	100	260	575	640	455	195	115	--	--	--	--	4.0
Division No. 6	88,090	1,715	5,810	13,565	21,140	18,465	14,455	6,400	3,300	1,480	1,760	1,760	4.8
Owned — Possédé	52,400	235	715	2,820	12,840	13,055	12,230	5,340	2,720	1,130	1,315	1,315	5.4
Rented — Loué	35,690	1,480	5,095	10,745	8,300	5,410	2,225	1,060	580	350	445	445	3.9
Division No. 7	10,740	255	585	1,080	2,145	2,320	2,155	1,120	515	330	235	235	5.1
Owned — Possédé	7,370	--	170	505	1,490	1,755	1,655	855	410	275	--	--	5.5
Rented — Loué	3,370	180	415	575	655	565	500	265	105	--	--	--	4.5
Division No. 8	5,435	160	345	435	1,005	960	1,170	515	405	185	255	255	5.4
Owned — Possédé	4,060	105	200	265	710	705	890	420	375	160	230	230	5.6
Rented — Loué	1,375	--	145	170	295	255	280	--	--	--	--	--	4.7
Division No. 9	15,240	190	615	1,265	5,015	4,080	2,545	980	350	130	--	--	4.8
Owned — Possédé	12,415	155	325	840	4,135	3,390	2,240	845	305	120	--	--	4.9
Rented — Loué	2,825	--	290	425	880	690	305	135	--	--	--	--	4.3
Division No. 10	5,040	165	320	630	1,160	995	820	485	285	--	105	105	4.9
Owned — Possédé	4,250	--	255	485	990	885	710	420	255	--	--	--	5.0
Rented — Loué	790	--	--	145	170	110	110	--	--	--	--	--	4.3
Division No. 11	7,030	170	405	755	1,285	1,385	1,440	845	440	185	120	120	5.2
Owned — Possédé	5,610	125	300	515	1,035	1,155	1,190	700	350	155	--	--	5.2
Rented — Loué	1,420	--	105	240	250	230	250	145	--	--	--	--	4.9
Division No. 12	5,640	270	780	970	1,455	1,040	580	270	175	--	--	--	4.2
Owned — Possédé	4,995	190	685	865	1,300	915	530	250	170	--	--	--	4.2
Rented — Loué	645	--	--	105	155	125	--	--	--	--	--	--	3.7
Division No. 13	6,320	250	835	1,020	1,515	1,105	805	440	205	--	--	--	4.4
Owned — Possédé	5,500	175	705	810	1,370	985	735	415	180	--	--	--	4.5
Rented — Loué	820	--	130	210	145	120	--	--	--	--	--	--	3.8
Division No. 14	6,185	310	785	890	1,340	1,125	750	470	280	145	--	--	4.5
Owned — Possédé	5,225	235	685	730	1,130	990	625	390	220	130	--	--	4.5
Rented — Loué	960	--	100	160	210	135	125	--	--	--	--	--	4.4
Division No. 15	3,210	--	320	400	720	595	475	265	220	--	--	--	4.8
Owned — Possédé	2,820	--	235	355	650	520	440	230	200	--	--	--	4.9
Rented — Loué	390	--	--	--	--	--	--	--	--	--	--	--	4.3
Division No. 16	10,975	1,685	1,915	2,030	2,750	1,380	750	270	--	--	--	--	3.4
Owned — Possédé	8,290	1,465	1,430	1,405	2,055	1,055	525	220	--	--	--	--	3.4
Rented — Loué	2,685	220	485	625	695	325	225	--	--	--	--	--	3.6
<b>Saskatchewan</b>	<b>221,455</b>	<b>9,690</b>	<b>21,175</b>	<b>29,775</b>	<b>51,680</b>	<b>44,735</b>	<b>31,435</b>	<b>16,795</b>	<b>9,260</b>	<b>3,850</b>	<b>3,060</b>	<b>3,060</b>	<b>4.6</b>
Owned — Possédé	164,800	5,370	13,085	20,115	39,080	35,010	25,165	13,835	7,570	3,085	2,485	2,485	4.8
Rented — Loué	56,655	4,320	8,090	9,660	12,600	9,725	6,270	2,960	1,690	765	575	575	4.1
Division No. 1	9,475	220	500	940	1,965	2,200	1,535	1,050	560	290	215	215	5.2
Owned — Possédé	7,205	125	325	555	1,495	1,790	1,165	875	450	250	175	175	5.3
Rented — Loué	2,270	--	175	385	470	410	370	175	110	--	--	--	4.7
Division No. 2	8,700	165	585	1,000	1,870	1,975	1,350	835	530	200	190	190	5.0
Owned — Possédé	6,080	100	360	610	1,240	1,490	950	635	390	160	145	145	5.2
Rented — Loué	2,620	--	225	390	630	485	400	200	140	--	--	--	4.7
Division No. 3	8,175	175	565	965	2,150	1,570	1,150	795	500	190	115	115	4.9
Owned — Possédé	6,165	130	365	720	1,585	1,185	940	620	415	110	--	--	5.0
Rented — Loué	2,010	--	200	245	565	385	210	175	--	--	--	--	4.7
Division No. 4	5,005	175	335	625	1,400	1,000	735	355	250	--	--	--	4.7
Owned — Possédé	3,845	100	260	495	1,050	800	530	295	205	--	--	--	4.8
Rented — Loué	1,160	--	--	130	350	200	205	--	--	--	--	--	4.5
Division No. 5	12,950	275	990	1,500	2,860	2,785	2,055	1,130	785	360	210	210	4.9
Owned — Possédé	10,470	195	710	1,130	2,275	2,300	1,765	1,020	605	310	160	160	5.0
Rented — Loué	2,480	--	280	370	585	485	290	110	180	--	--	--	4.6
Division No. 6	30,535	1,240	2,820	3,495	6,750	6,555	4,515	2,520	1,260	630	650	650	4.7
Owned — Possédé	19,735	270	775	1,705	4,660	4,780	3,555	1,975	975	515	525	525	5.2
Rented — Loué	10,800	1,070	2,045	1,790	2,090	1,775	960	545	285	115	125	125	3.9
Division No. 7	14,620	740	1,145	1,750	3,355	3,130	2,300	1,210	565	275	150	150	4.7
Owned — Possédé	9,620	--	405	770	2,410	2,290	1,865	1,005	470	200	120	120	5.1
Rented — Loué	5,000	655	740	980	945	840	435	205	--	--	--	--	3.8

TABLE 13. Occupied dwellings by tenure showing number of rooms and average number of rooms per dwelling, for counties and census divisions, 1951 - Continued

TABLEAU 13. Logements occupés selon le mode d'occupation et nombre et moyenne de pièces par logement, comtés et divisions de recensement, 1951 - suite

County or census division, and tenure Comté ou division de recensement et mode d'occupation	Total	Dwellings by number of rooms Logements selon le nombre de pièces										Average number of rooms per dwelling — Moyenne de pièces par logement
		1	2	3	4	5	6	7	8	9	10+	
<b>Saskatchewan—Con.—fin</b>												
Division No. 8 .....	10,230	295	825	1,160	2,700	2,200	1,565	765	410	170	140	4.7
Owned — Possédé .....	7,205	135	445	645	1,945	1,645	1,250	600	300	140	100	4.9
Rented — Loué .....	3,025	160	380	515	755	555	315	165	110	--	--	4.3
Division No. 9 .....	14,275	490	1,925	2,550	3,425	2,640	1,660	835	470	135	145	4.3
Owned — Possédé .....	11,575	345	1,480	2,120	2,760	2,190	1,325	745	400	--	115	4.3
Rented — Loué .....	2,700	145	445	430	665	450	335	--	--	--	--	4.1
Division No. 10 .....	9,580	345	1,035	1,315	2,595	1,710	1,460	645	300	105	--	4.5
Owned — Possédé .....	8,045	280	790	1,100	2,195	1,450	1,280	525	270	--	--	4.5
Rented — Loué .....	1,535	--	245	215	400	260	180	120	--	--	--	4.2
Division No. 11 .....	23,525	820	1,820	2,675	5,280	5,225	3,990	1,905	1,090	390	330	4.8
Owned — Possédé .....	16,005	145	645	1,245	3,750	3,990	3,175	1,555	890	320	290	5.2
Rented — Loué .....	7,520	675	1,175	1,430	1,530	1,235	815	350	200	--	--	3.9
Division No. 12 .....	7,795	235	545	925	1,740	1,620	1,310	660	390	180	190	4.9
Owned — Possédé .....	5,725	135	320	640	1,325	1,210	1,005	490	310	140	150	5.0
Rented — Loué .....	2,070	100	225	285	415	410	305	170	--	--	--	4.6
Division No. 13 .....	8,205	205	630	1,050	2,025	1,665	1,290	720	345	175	100	4.8
Owned — Possédé .....	6,135	130	410	735	1,510	1,285	990	585	285	125	--	4.9
Rented — Loué .....	2,070	--	220	315	515	380	300	135	--	--	--	4.5
Division No. 14 .....	16,360	1,045	2,180	2,975	4,085	2,815	1,695	900	420	155	--	4.1
Owned — Possédé .....	13,350	795	1,650	2,450	3,360	2,365	1,385	760	375	130	--	4.1
Rented — Loué .....	3,010	250	530	525	725	450	310	140	--	--	--	3.8
Division No. 15 .....	19,670	1,010	2,285	3,105	4,435	3,760	2,520	1,255	820	255	225	4.4
Owned — Possédé .....	15,630	600	1,705	2,300	3,535	3,130	2,120	1,110	725	210	195	4.5
Rented — Loué .....	4,040	410	580	805	900	630	400	145	--	--	--	3.9
Division No. 16 .....	11,250	675	1,310	2,075	2,650	2,175	1,195	655	260	150	105	4.2
Owned — Possédé .....	8,865	480	1,005	1,595	2,085	1,735	960	565	230	125	--	4.3
Rented — Loué .....	2,385	195	305	480	565	440	235	--	--	--	--	4.0
Division No. 17 .....	7,770	350	980	1,200	1,900	1,450	980	505	255	--	--	4.3
Owned — Possédé .....	6,330	250	790	955	1,515	1,180	825	455	230	--	--	4.4
Rented — Loué .....	1,440	100	190	245	385	270	155	--	--	--	--	4.0
Division No. 18 .....	3,335	1,130	700	470	495	260	130	--	--	--	--	2.8
Owned — Possédé .....	2,815	1,070	645	345	385	195	--	--	--	--	--	2.5
Rented — Loué .....	520	--	--	125	110	--	--	--	--	--	--	3.9
<b>Alberta</b>												
.....	250,750	12,765	25,765	34,950	62,785	50,385	32,440	16,295	8,820	3,405	3,140	4.5
Owned — Possédé .....	179,055	6,545	13,135	19,230	46,720	40,050	26,535	13,700	7,610	2,855	2,655	4.7
Rented — Loué .....	71,695	6,220	12,630	15,720	16,065	10,335	5,885	2,595	1,210	550	485	3.7
Division No. 1 .....	9,905	240	825	1,480	2,505	2,180	1,390	755	355	110	--	4.6
Owned — Possédé .....	6,555	--	210	605	1,685	1,720	1,115	655	315	110	--	5.0
Rented — Loué .....	3,350	150	615	875	820	460	275	100	--	--	--	3.7
Division No. 2 .....	18,645	910	1,515	2,410	4,875	3,925	2,450	1,200	745	300	315	4.6
Owned — Possédé .....	12,650	475	510	1,125	3,490	2,965	2,020	915	645	245	260	4.9
Rented — Loué .....	5,995	435	1,005	1,285	1,385	960	430	285	100	--	--	3.9
Division No. 3 .....	4,625	145	545	520	1,140	1,085	590	330	175	--	--	4.5
Owned — Possédé .....	3,295	--	325	305	835	810	455	245	145	--	--	4.7
Rented — Loué .....	1,330	--	220	215	305	275	135	--	--	--	--	4.1
Division No. 4 .....	7,960	210	570	850	1,850	1,775	1,295	725	445	130	110	4.9
Owned — Possédé .....	5,635	115	240	470	1,265	1,430	970	615	355	105	--	5.1
Rented — Loué .....	2,325	--	330	380	585	345	325	110	--	--	--	4.3
Division No. 5 .....	4,835	150	440	545	1,145	1,140	730	355	180	--	--	4.7
Owned — Possédé .....	3,725	--	340	390	880	910	550	280	160	--	--	4.8
Rented — Loué .....	1,110	--	100	155	265	230	180	--	--	--	--	4.5
Division No. 6 .....	55,095	2,325	4,790	7,465	13,835	12,080	7,675	3,350	2,020	765	790	4.6
Owned — Possédé .....	35,010	410	1,105	2,420	9,830	9,295	6,180	2,790	1,710	625	645	5.1
Rented — Loué .....	20,085	1,915	3,685	5,045	4,005	2,785	1,495	560	310	140	145	3.6
Division No. 7 .....	8,115	195	505	875	1,895	1,910	1,340	685	385	165	160	4.9
Owned — Possédé .....	6,330	120	325	635	1,440	1,555	1,050	595	320	150	140	5.1
Rented — Loué .....	1,785	--	180	240	455	355	290	--	--	--	--	4.5
Division No. 8 .....	19,225	845	1,515	2,035	4,350	4,195	3,025	1,610	980	395	275	4.8
Owned — Possédé .....	14,435	550	810	1,255	3,260	3,335	2,460	1,365	815	340	245	5.0
Rented — Loué .....	4,790	295	705	780	1,090	860	565	245	165	--	--	4.2

TABLE 13. Occupied dwellings by tenure showing number of rooms and average number of rooms per dwelling, for counties and census divisions, 1951 - Concluded

TABLEAU 13. Logements occupés selon le mode d'occupation et nombre et moyenne de pièces par logement, comtés et divisions de recensement, 1951 - fin

County or census division, and tenure Comté ou division de recensement et mode d'occupation	Total	Dwellings by number of rooms Logements selon le nombre de pièces										Average number of rooms per dwelling Moyenne de pièces par logement
		1	2	3	4	5	6	7	8	9	10+	
		<b>Alberta - Con. - fin</b>										
Division No. 9	8,780	395	985	1,500	2,325	1,495	1,120	490	305	100	--	4.3
Owned - Possédé	6,880	265	660	1,165	1,815	1,210	940	420	275	--	--	4.4
Rented - Loué	1,900	130	325	335	510	285	180	--	--	--	--	3.9
Division No. 10	13,095	515	1,980	2,155	3,190	2,320	1,520	770	400	145	100	4.2
Owned - Possédé	11,015	365	1,540	1,750	2,675	2,035	1,365	670	375	145	--	4.3
Rented - Loué	2,080	150	440	405	515	285	155	100	--	--	--	3.7
Division No. 11	59,550	2,550	5,315	7,750	16,375	11,780	7,955	4,275	1,905	790	855	4.5
Owned - Possédé	39,650	635	1,730	3,105	11,880	9,140	6,590	3,595	1,615	630	730	5.0
Rented - Loué	19,900	1,915	3,585	4,645	4,495	2,640	1,365	680	290	160	125	3.6
Division No. 12	4,940	405	575	1,025	1,385	860	340	205	--	--	--	3.9
Owned - Possédé	3,605	225	330	760	1,025	695	260	180	--	--	--	4.1
Rented - Loué	1,335	180	245	265	360	165	--	--	--	--	--	3.4
Division No. 13	7,015	555	1,455	1,390	1,465	925	485	335	225	100	--	3.8
Owned - Possédé	6,120	440	1,245	1,235	1,300	795	435	300	220	--	--	3.9
Rented - Loué	895	115	210	155	165	130	--	--	--	--	--	3.6
Division No. 14	12,080	820	2,095	2,090	2,665	2,065	1,210	625	325	100	--	4.0
Owned - Possédé	10,440	665	1,715	1,735	2,290	1,885	1,105	555	315	--	--	4.1
Rented - Loué	1,640	155	380	355	375	180	105	--	--	--	--	3.5
Division No. 15	5,430	770	1,000	1,050	1,205	780	355	135	--	--	--	3.5
Owned - Possédé	4,295	550	755	800	970	695	280	125	--	--	--	3.6
Rented - Loué	1,135	220	245	250	235	--	--	--	--	--	--	3.1
Division No. 16	8,915	840	1,170	1,465	2,210	1,660	850	380	190	105	--	4.0
Owned - Possédé	7,245	635	875	1,200	1,780	1,410	685	345	180	--	--	4.1
Rented - Loué	1,670	205	295	265	430	250	165	--	--	--	--	3.6
Division No. 17	2,540	895	485	345	370	210	110	--	--	--	--	2.8
Owned - Possédé	2,170	820	420	275	300	165	--	--	--	--	--	2.7
Rented - Loué	370	--	--	--	--	--	--	--	--	--	--	3.3
<b>British Columbia</b>												
Division No. 1	337,780	10,190	26,365	45,835	96,950	74,405	44,845	20,525	10,435	4,220	4,010	4.6
Owned - Possédé	235,160	3,875	9,590	20,865	69,290	60,940	37,260	17,650	9,080	3,495	3,115	4.9
Rented - Loué	102,620	6,315	16,775	24,970	27,660	13,465	7,585	2,875	1,355	725	895	3.8
Division No. 2	7,700	360	615	985	2,340	1,710	1,020	400	150	--	--	4.4
Owned - Possédé	5,235	135	225	470	1,615	1,440	825	325	120	--	--	4.7
Rented - Loué	2,465	225	390	515	725	270	195	--	--	--	--	3.7
Division No. 3	17,125	630	1,320	2,260	4,610	4,040	2,285	1,055	555	220	150	4.5
Owned - Possédé	11,615	245	455	990	3,105	3,205	1,890	935	485	180	125	4.9
Rented - Loué	5,510	385	865	1,270	1,505	835	395	120	--	--	--	3.7
Division No. 4	22,455	660	1,665	2,540	6,745	4,905	3,235	1,445	775	300	185	4.6
Owned - Possédé	15,960	255	680	1,305	4,880	3,780	2,695	1,235	705	260	165	4.9
Rented - Loué	6,495	405	985	1,235	1,865	1,125	540	210	--	--	--	3.9
Division No. 5	189,320	4,040	13,145	25,235	55,245	41,800	26,330	12,215	6,175	2,565	2,570	4.7
Owned - Possédé	132,885	1,065	3,575	10,345	40,255	35,265	22,130	10,650	5,455	2,135	2,010	5.1
Rented - Loué	56,435	2,975	9,570	14,890	14,990	6,535	4,200	1,565	720	430	560	3.8
Division No. 6	64,305	1,145	4,050	8,560	18,875	15,775	8,375	3,915	2,090	790	730	4.7
Owned - Possédé	45,160	410	1,535	3,935	13,135	12,855	6,965	3,345	1,780	670	530	5.0
Rented - Loué	19,145	735	2,515	4,625	5,740	2,920	1,410	570	310	120	200	3.9
Division No. 7	12,035	1,215	1,740	1,815	2,825	2,075	1,275	530	265	140	155	4.0
Owned - Possédé	7,765	495	880	1,050	1,995	1,450	1,025	440	220	--	125	4.3
Rented - Loué	4,270	720	860	765	830	625	250	--	--	--	--	3.4
Division No. 8	4,775	200	615	915	1,405	935	415	140	115	--	--	4.0
Owned - Possédé	2,690	130	310	485	825	550	220	--	--	--	--	4.1
Rented - Loué	2,085	--	305	430	580	385	195	--	--	--	--	4.0
Division No. 9	10,975	1,170	2,040	2,040	2,420	1,600	930	425	160	110	--	3.7
Owned - Possédé	7,455	575	1,195	1,375	1,720	1,230	730	360	120	--	--	4.0
Rented - Loué	3,520	595	845	665	700	370	200	--	--	--	--	3.2
Division No. 10	4,995	295	510	695	1,575	865	695	220	--	--	--	4.2
Owned - Possédé	3,430	220	260	370	1,120	610	585	160	--	--	--	4.4
Rented - Loué	1,565	--	250	325	455	255	110	--	--	--	--	3.8
Division No. 11	4,095	475	665	790	910	700	285	180	--	--	--	3.7
Owned - Possédé	2,965	345	475	540	640	555	195	125	--	--	--	3.7
Rented - Loué	1,130	130	190	250	270	145	--	--	--	--	--	3.5



TABLE 14. Occupied dwellings by tenure showing number of rooms and average number of rooms per dwelling, for incorporated cities, towns, and villages of 10,000 population and over, 1951

TABLEAU 14. Logements occupés selon le mode d'occupation et nombre et moyenne de pièces par logement, cités, villes et villages constitués de 10,000 et plus, 1951

City, town or village, and tenure — Cité, ville ou village et mode d'occupation	Total	Dwellings by number of rooms — Logements selon le nombre de pièces										Average number of rooms per dwelling — Moyenne de pièces par logement
		1	2	3	4	5	6	7	8	9	10+	
		<b>Newfoundland</b>										
St. John's .....	10,570	--	495	1,065	1,210	1,955	2,195	1,820	885	445	465	5.8
Owned — Possédé .....	6,520	--	--	215	450	1,240	1,715	1,430	680	355	385	6.4
Rented — Loué .....	4,050	--	450	850	760	715	480	390	205	--	--	4.7
<b>Prince Edward Island</b>												
Charlottetown .....	3,515	--	--	280	470	590	910	545	325	135	155	5.9
Owned — Possédé .....	1,595	--	--	--	150	180	505	320	215	--	110	6.6
Rented — Loué .....	1,920	--	--	240	320	410	405	225	110	--	--	5.3
<b>Nova Scotia</b>												
Dartmouth .....	3,450	--	155	225	630	475	1,040	490	195	110	--	5.6
Owned — Possédé .....	2,020	--	--	--	180	280	800	420	165	--	--	6.3
Rented — Loué .....	1,430	--	140	210	450	195	240	--	--	--	--	4.6
Glace Bay .....	5,325	--	135	435	795	1,065	1,710	620	330	--	165	5.6
Owned — Possédé .....	4,220	--	--	120	520	870	1,560	595	320	--	135	5.9
Rented — Loué .....	1,105	--	--	315	275	195	150	--	--	--	--	4.4
Halifax .....	18,710	435	1,280	2,200	3,305	2,955	4,055	2,145	895	660	780	5.3
Owned — Possédé .....	8,785	--	--	125	1,130	1,230	2,865	1,660	695	500	495	6.4
Rented — Loué .....	9,925	420	1,210	2,075	2,175	1,725	1,190	485	200	160	285	4.4
New Waterford .....	2,090	--	--	165	440	405	610	225	100	--	--	5.2
Owned — Possédé .....	1,625	--	--	--	300	335	555	200	--	--	--	5.6
Rented — Loué .....	465	--	--	100	140	--	--	--	--	--	--	4.2
Sydney .....	6,325	--	--	420	965	940	1,740	990	430	350	385	6.1
Owned — Possédé .....	4,350	--	--	--	440	515	1,490	825	360	310	275	6.5
Rented — Loué .....	1,975	--	--	335	525	425	250	165	--	--	110	5.1
Truro .....	2,810	--	--	355	425	440	600	475	185	125	125	5.7
Owned — Possédé .....	1,705	--	--	--	185	270	460	360	125	115	--	6.3
Rented — Loué .....	1,105	--	--	285	240	170	140	115	--	--	--	4.8
<b>New Brunswick</b>												
Edmundston .....	2,180	--	--	200	450	365	340	265	270	130	120	5.9
Owned — Possédé .....	1,165	--	--	--	105	135	215	200	205	110	105	6.7
Rented — Loué .....	1,015	--	--	135	345	230	125	--	--	--	--	5.0
Fredericton .....	4,255	--	115	230	690	985	850	570	365	175	235	5.8
Owned — Possédé .....	1,985	--	--	--	230	285	450	395	275	120	190	6.7
Rented — Loué .....	2,270	--	100	220	460	700	400	175	--	--	--	5.1
Moncton .....	6,595	--	--	685	995	1,335	1,455	855	570	275	300	5.8
Owned — Possédé .....	2,890	--	--	--	245	415	745	570	435	185	245	6.8
Rented — Loué .....	3,705	--	--	635	750	920	710	285	135	--	--	5.0
Saint John .....	13,180	110	450	990	2,340	3,065	3,165	1,765	670	300	325	5.5
Owned — Possédé .....	2,910	--	--	--	255	515	785	615	275	150	215	6.5
Rented — Loué .....	10,270	110	420	920	2,085	2,550	2,380	1,150	395	150	110	5.2
<b>Québec</b>												
Arvida .....	1,910	--	--	--	285	545	530	250	125	--	--	5.8
Owned — Possédé .....	385	--	--	--	--	--	--	--	115	--	--	7.5
Rented — Loué .....	1,525	--	--	--	275	520	450	180	--	--	--	5.4
Cap-de-la-Madeleine .....	3,795	--	--	255	1,030	1,145	695	330	185	--	--	5.2
Owned — Possédé .....	1,945	--	--	--	310	615	440	230	180	--	--	5.8
Rented — Loué .....	1,850	--	--	195	720	530	255	100	--	--	--	4.7

TABLE 14. Occupied dwellings by tenure showing number of rooms and average number of rooms per dwelling, for incorporated cities, towns, and villages of 10,000 population and over, 1951 - Continued

TABLEAU 14. Logements occupés selon le mode d'occupation et nombre et moyenne de pièces par logement, cités, villes et villages constitués de 10,000 et plus, 1951 - suite

City, town or village, and tenure Cité, ville ou village et mode d'occupation	Total	Dwellings by number of rooms Logements selon le nombre de pièces										Average number of rooms per dwelling Moyenne de pièces par logement
		1	2	3	4	5	6	7	8	9	10+	
		<b>Québec - Con. - suite</b>										
Chicoutimi	3,875	--	110	465	815	860	565	335	345	120	260	5.6
Owned - Possédé	1,625	--	--	--	185	275	325	190	280	--	235	7.0
Rented - Loué	2,250	--	105	425	630	585	240	145	--	--	--	4.6
Drummondville	3,160	--	105	380	795	860	520	225	120	--	115	5.1
Owned - Possédé	1,020	--	--	--	--	315	205	145	110	--	--	6.3
Rented - Loué	2,140	--	--	340	705	545	315	--	--	--	--	4.6
Granby	4,990	--	235	735	1,160	1,355	785	320	195	--	100	4.9
Owned - Possédé	1,960	--	--	--	265	490	500	245	165	--	--	5.9
Rented - Loué	3,030	--	195	640	895	865	285	--	--	--	--	4.3
Grand'Mère	2,390	--	--	160	530	665	545	215	125	--	--	5.5
Owned - Possédé	955	--	--	--	120	215	295	110	--	--	--	6.3
Rented - Loué	1,435	--	--	145	410	450	250	105	--	--	--	5.0
Hull	9,325	--	560	1,635	2,390	1,870	1,600	670	260	140	120	4.7
Owned - Possédé	4,175	--	105	350	930	875	940	505	215	130	100	5.4
Rented - Loué	5,150	--	455	1,285	1,460	995	660	165	--	--	--	4.2
Jacques-Cartier	4,780	--	500	1,040	1,740	745	345	175	--	--	--	4.1
Owned - Possédé	3,285	--	325	550	1,180	580	300	165	--	--	--	4.3
Rented - Loué	1,495	--	175	490	560	165	--	--	--	--	--	3.6
Joliette	3,250	--	--	275	720	820	775	290	145	--	110	5.4
Owned - Possédé	1,030	--	--	--	115	240	280	135	--	--	--	6.5
Rented - Loué	2,220	--	--	255	605	580	495	155	--	--	--	4.9
Jonquières	3,755	--	165	570	1,000	785	575	235	220	100	--	5.0
Owned - Possédé	1,640	--	--	--	210	340	420	205	195	--	--	6.2
Rented - Loué	2,115	--	160	485	790	445	155	--	--	--	--	4.1
Lachine	6,385	--	185	470	1,355	1,745	2,085	335	130	--	--	5.1
Owned - Possédé	2,675	--	--	--	295	595	1,365	200	--	--	--	5.7
Rented - Loué	3,710	--	140	425	1,060	1,150	720	135	--	--	--	4.7
Lasalle	2,790	--	125	340	760	830	505	--	--	--	--	4.7
Owned - Possédé	1,235	--	--	--	305	285	320	--	--	--	--	5.2
Rented - Loué	1,555	--	--	245	455	545	185	--	--	--	--	4.4
Lévis	2,435	--	--	120	450	455	325	270	295	160	315	6.5
Owned - Possédé	1,385	--	--	--	105	160	205	195	235	155	295	7.6
Rented - Loué	1,050	--	--	--	345	295	120	--	--	--	--	4.9
Longueuil	2,485	--	--	185	450	520	705	275	140	--	--	5.5
Owned - Possédé	1,225	--	--	--	120	225	455	180	105	--	--	6.2
Rented - Loué	1,260	--	--	160	330	295	250	--	--	--	--	4.8
Magog	2,725	--	--	370	830	710	285	215	170	--	--	4.9
Owned - Possédé	1,140	--	--	--	215	360	175	145	130	--	--	5.7
Rented - Loué	1,585	--	--	305	615	350	110	--	--	--	--	4.3
Montréal	247,485	5,415	8,200	30,795	66,715	57,855	46,600	19,740	7,275	2,430	2,460	4.8
Owned - Possédé	43,215	--	275	1,175	5,120	11,890	13,450	5,605	3,095	1,260	1,320	5.9
Rented - Loué	204,270	5,390	7,925	29,620	61,595	45,965	33,150	14,135	4,180	1,170	1,140	4.6
Montréal N.	2,985	--	--	325	745	945	445	220	120	--	--	4.9
Owned - Possédé	1,675	--	--	--	370	540	320	180	110	--	--	5.4
Rented - Loué	1,310	--	--	260	375	405	125	--	--	--	--	4.3
Mont-Royal	3,110	--	--	100	315	425	1,105	675	290	120	--	6.2
Owned - Possédé	2,210	--	--	--	--	170	890	630	290	120	--	6.8
Rented - Loué	900	--	--	--	275	255	215	--	--	--	--	4.8
Outremont	7,420	--	--	230	775	1,380	1,605	1,480	985	325	585	6.5
Owned - Possédé	2,375	--	--	--	--	140	300	475	585	305	545	8.3
Rented - Loué	5,045	--	--	230	755	1,240	1,305	1,005	400	--	--	5.7
Québec	34,970	450	1,395	3,810	8,660	8,005	6,405	2,465	1,825	735	1,220	5.2
Owned - Possédé	8,540	--	--	265	1,095	1,740	1,980	1,030	1,015	400	910	6.5
Rented - Loué	26,430	415	1,325	3,545	7,565	6,265	4,425	1,435	810	335	310	4.7
Rimouski	2,100	--	--	160	470	480	240	195	195	160	190	6.1
Owned - Possédé	1,125	--	--	--	170	215	115	130	145	140	150	6.8
Rented - Loué	975	--	--	105	300	265	125	--	--	--	--	5.2
Rouyn	3,015	--	240	575	895	590	280	165	--	--	--	4.5
Owned - Possédé	1,125	--	--	100	320	240	190	--	--	--	--	5.2
Rented - Loué	1,890	--	130	475	575	350	--	--	--	--	--	4.1

TABLE 14. Occupied dwellings by tenure showing number of rooms and average number of rooms per dwelling, for incorporated cities, towns, and villages of 10,000 population and over, 1951 - Continued

TABLEAU 14. Logements occupés selon le mode d'occupation et nombre et moyenne de pièces par logement, cités, villes et villages constitués de 10,000 et plus, 1951 - suite

City, town or village, and tenure  Cité, ville ou village et mode d'occupation	Total	Dwellings by number of rooms Logements selon le nombre de pièces										Average number of rooms per dwelling  Moyenne de pièces par logement
		1	2	3	4	5	6	7	8	9	10+	
		Québec - Con. - fin										
St-Hyacinthe	4,420	100	190	455	1,150	1,055	845	280	155	--	115	5.0
Owned - Possédé	1,175	--	--	--	185	320	255	150	100	--	--	6.1
Rented - Loué	3,245	100	190	420	965	735	590	130	--	--	--	4.6
St-Jean	4,090	--	250	620	875	990	815	220	--	--	--	4.9
Owned - Possédé	1,320	--	--	--	125	425	340	150	--	--	--	6.0
Rented - Loué	2,770	--	230	570	750	565	475	--	--	--	--	4.3
St-Jérôme (Terrebonne Co.)	3,990	--	175	720	1,290	1,120	340	140	120	--	--	4.5
Owned - Possédé	1,470	--	--	150	355	485	185	105	--	--	--	5.2
Rented - Loué	2,520	--	155	570	935	635	155	--	--	--	--	4.1
St-Laurent	4,975	--	--	385	1,340	1,075	1,695	245	--	--	--	5.1
Owned - Possédé	1,910	--	--	--	125	425	1,035	190	--	--	--	5.9
Rented - Loué	3,065	--	--	380	1,215	650	660	--	--	--	--	4.6
St-Michel	2,255	--	130	300	550	550	585	--	--	--	--	4.7
Owned - Possédé	1,395	--	--	--	270	380	550	--	--	--	--	5.3
Rented - Loué	860	--	110	245	280	170	--	--	--	--	--	3.8
Shawinigan Falls	5,670	--	135	400	1,445	1,750	1,150	495	150	--	--	5.1
Owned - Possédé	1,310	--	--	--	175	365	355	220	--	--	--	5.9
Rented - Loué	4,360	--	125	385	1,270	1,385	795	275	--	--	--	4.8
Sherbrooke	11,545	120	455	1,785	3,020	2,910	1,820	635	455	145	200	4.8
Owned - Possédé	3,785	--	--	135	555	1,090	955	405	345	105	160	5.9
Rented - Loué	7,760	120	420	1,650	2,465	1,820	865	230	110	--	--	4.3
Sillery	2,155	--	--	--	255	285	420	410	290	170	190	6.6
Owned - Possédé	1,440	--	--	--	--	115	310	360	260	160	185	7.5
Rented - Loué	715	--	--	--	225	170	110	--	--	--	--	4.8
Sorel	3,065	--	--	330	585	630	630	385	185	--	160	5.6
Owned - Possédé	1,400	--	--	--	175	255	275	265	165	--	115	6.3
Rented - Loué	1,665	--	--	265	410	375	355	120	--	--	--	5.0
Thetford Mines	3,330	--	--	195	685	690	645	415	330	145	160	5.8
Owned - Possédé	1,945	--	--	--	195	310	440	345	285	135	155	6.6
Rented - Loué	1,385	--	--	135	490	380	205	--	--	--	--	4.7
Trois-Rivières	9,530	105	265	1,010	2,250	2,440	2,055	780	375	110	140	5.1
Owned - Possédé	2,670	--	--	125	260	590	780	430	240	--	100	6.0
Rented - Loué	6,860	--	225	885	1,990	1,850	1,275	350	135	--	--	4.7
Valleyfield (Salaberry-de-)	4,890	--	135	390	1,040	1,225	1,090	460	285	150	105	5.4
Owned - Possédé	2,020	--	--	--	260	475	555	275	185	110	--	6.1
Rented - Loué	2,870	--	115	330	780	750	535	185	100	--	--	4.9
Verdun	19,805	--	--	1,510	7,350	6,430	3,600	545	155	--	--	4.7
Owned - Possédé	3,130	--	--	--	725	755	1,245	235	--	--	--	5.4
Rented - Loué	16,675	--	--	1,470	6,625	5,675	2,355	310	--	--	--	4.6
Victoriaville	2,890	--	110	215	790	770	460	270	150	--	--	5.1
Owned - Possédé	1,335	--	--	--	185	355	265	225	135	--	--	5.9
Rented - Loué	1,555	--	--	165	605	415	195	--	--	--	--	4.4
Westmount	6,260	--	--	175	735	805	705	900	930	825	1,065	7.3
Owned - Possédé	3,180	--	--	--	--	--	145	435	740	725	1,010	9.1
Rented - Loué	3,080	--	--	175	685	735	560	465	190	100	--	5.4
Ontario												
Barrie	3,525	--	185	405	470	685	875	455	235	--	--	5.4
Owned - Possédé	2,225	--	--	--	245	430	710	355	200	--	--	6.0
Rented - Loué	1,300	--	155	325	225	255	165	100	--	--	--	4.3
Belleville	5,465	--	140	600	925	1,145	1,250	780	340	180	--	5.5
Owned - Possédé	2,945	--	--	--	380	620	785	585	270	135	--	6.1
Rented - Loué	2,520	--	115	525	545	525	465	195	--	--	--	4.8
Brantford	10,375	--	220	1,045	1,610	2,275	3,220	1,075	460	165	220	5.4
Owned - Possédé	6,410	--	--	100	820	1,430	2,455	870	370	145	200	5.9
Rented - Loué	3,965	--	205	945	790	845	765	205	--	--	--	4.5
Brockville	3,385	--	--	245	505	630	1,000	475	290	120	--	5.8
Owned - Possédé	1,635	--	--	--	190	230	550	265	215	--	--	6.3
Rented - Loué	1,750	--	--	210	315	400	450	210	--	--	--	5.4

TABLE 14. Occupied dwellings by tenure showing number of rooms and average number of rooms per dwelling, for incorporated cities, towns, and villages of 10,000 population and over, 1951 - Continued

TABLEAU 14. Logements occupés selon le mode d'occupation et nombre et moyenne de pièces par logement, cités, villes et villages constitués de 10,000 et plus, 1951 - suite

City, town or village, and tenure  Cité, ville ou village et mode d'occupation	Total	Dwellings by number of rooms Logements selon le nombre de pièces										Average number of rooms per dwelling  Moyenne de pièces par logement
		1	2	3	4	5	6	7	8	9	10+	
		<b>Ontario - Con. - suite</b>										
Chatham	6,105	150	260	720	825	1,495	1,470	725	275	--	100	5.2
Owned - Possédé	3,440	--	--	115	330	865	1,120	615	220	--	--	5.9
Rented - Loué	2,665	145	240	605	495	630	350	110	--	--	--	4.2
Cornwall	4,100	--	125	340	985	800	1,210	375	120	--	--	5.2
Owned - Possédé	1,730	--	--	--	340	350	620	210	--	--	--	5.7
Rented - Loué	2,370	--	--	310	645	450	590	165	--	--	--	4.9
Eastview	3,190	--	125	500	855	830	520	225	--	--	--	4.7
Owned - Possédé	1,450	--	--	--	275	415	385	190	--	--	--	5.4
Rented - Loué	1,740	--	100	450	580	415	135	--	--	--	--	4.1
Forest Hill	4,250	--	--	490	275	515	635	705	560	405	595	6.8
Owned - Possédé	2,885	--	--	--	--	180	475	680	535	400	590	8.0
Rented - Loué	1,365	--	--	470	270	335	160	--	--	--	--	4.2
Fort William	9,300	115	365	975	2,835	2,155	1,915	445	340	--	115	4.8
Owned - Possédé	6,675	--	--	300	2,105	1,760	1,655	395	250	--	100	5.1
Rented - Loué	2,625	110	290	675	730	395	260	--	--	--	--	4.0
Galt	5,476	--	--	470	865	1,135	1,640	660	345	145	--	5.6
Owned - Possédé	3,520	--	--	--	475	745	1,250	515	275	130	--	6.0
Rented - Loué	1,950	--	--	410	390	390	390	145	--	--	--	4.8
Guelph	7,105	--	140	525	1,040	1,625	2,290	820	380	145	120	5.5
Owned - Possédé	4,320	--	--	105	455	950	1,575	660	305	130	105	6.0
Rented - Loué	2,785	--	115	420	585	675	715	160	--	--	--	4.9
Hamilton	55,340	415	1,885	5,775	10,215	10,625	16,075	5,575	2,605	1,160	1,010	5.3
Owned - Possédé	36,090	--	100	1,120	5,715	7,295	13,185	4,620	2,205	975	840	5.8
Rented - Loué	19,250	380	1,785	4,655	4,500	3,330	2,890	955	400	185	170	4.3
Kingston	8,710	--	300	1,085	1,225	1,515	1,765	1,300	625	405	430	5.7
Owned - Possédé	4,115	--	--	--	385	750	1,030	855	395	260	325	6.5
Rented - Loué	4,595	--	270	1,000	840	765	735	445	230	145	105	4.9
Kitchener	11,570	100	425	1,365	1,690	1,785	3,185	1,675	885	200	260	5.5
Owned - Possédé	7,500	--	--	100	725	1,270	2,760	1,510	725	165	220	6.2
Rented - Loué	4,070	--	405	1,265	965	515	425	165	160	--	--	4.1
Leaside	4,645	--	--	225	315	995	2,185	655	175	--	--	5.7
Owned - Possédé	3,780	--	--	--	--	800	2,085	630	175	--	--	6.0
Rented - Loué	865	--	--	220	255	195	100	--	--	--	--	4.2
London	26,385	330	910	2,775	3,995	6,155	6,780	3,110	1,290	580	460	5.3
Owned - Possédé	15,895	--	--	270	1,700	4,325	5,175	2,400	1,095	460	380	6.0
Rented - Loué	10,490	290	860	2,505	2,295	1,830	1,605	710	195	120	--	4.4
Mimico	3,015	--	--	240	520	835	870	295	105	--	--	5.3
Owned - Possédé	2,130	--	--	--	280	655	760	245	--	--	--	5.7
Rented - Loué	885	--	--	215	240	180	110	--	--	--	--	4.4
New Toronto	2,360	--	--	150	320	775	805	120	--	--	--	5.4
Owned - Possédé	1,790	--	--	--	180	630	695	110	--	--	--	5.7
Rented - Loué	570	--	--	120	140	145	110	--	--	--	--	4.6
Niagara Falls	6,105	--	170	540	800	1,085	1,805	865	385	210	170	5.6
Owned - Possédé	3,920	--	--	110	285	620	1,475	710	335	195	160	6.3
Rented - Loué	2,185	--	150	430	515	465	330	155	--	--	--	4.5
North Bay	4,400	--	175	475	810	920	1,030	540	195	125	110	5.4
Owned - Possédé	3,005	--	--	115	435	710	850	485	160	110	--	5.8
Rented - Loué	1,395	--	120	360	375	210	180	--	--	--	--	4.4
Orillia	3,430	--	140	305	555	610	900	445	265	--	120	5.6
Owned - Possédé	2,435	--	--	125	380	405	700	380	210	--	115	5.9
Rented - Loué	995	--	--	180	175	205	200	--	--	--	--	4.7
Oshawa	11,225	--	415	1,020	1,815	2,440	3,415	1,200	420	215	210	5.3
Owned - Possédé	8,245	--	--	245	1,205	2,080	2,870	1,050	360	160	180	5.7
Rented - Loué	2,980	--	335	775	610	360	545	150	--	--	--	4.3
Ottawa	48,965	400	1,915	5,675	7,570	9,015	12,305	6,170	2,495	1,760	1,660	5.5
Owned - Possédé	21,260	--	170	625	2,030	3,530	6,950	3,820	1,660	1,230	1,210	6.3
Rented - Loué	27,705	365	1,745	5,050	5,540	5,485	5,355	2,350	835	530	450	4.8
Owen Sound	4,465	--	--	340	615	915	1,275	660	240	130	175	5.7
Owned - Possédé	3,080	--	--	105	300	565	1,020	580	215	115	145	6.2
Rented - Loué	1,385	--	--	235	315	350	255	--	--	--	--	4.8

TABLE 14. Occupied dwellings by tenure showing number of rooms and average number of rooms per dwelling, for incorporated cities, towns, and villages of 10,000 population and over, 1951 - Continued

TABLEAU 14. Logements occupés selon le mode d'occupation et nombre et moyenne de pièces par logement, cités, villes et villages constitués de 10,000 et plus, 1951 - suite

City, town or village, and tenure  Cité, ville ou village et mode d'occupation	Total	Dwellings by number of rooms Logements selon le nombre de pièces										Average number of rooms per dwelling  Moyenne de pièces par logement
		1	2	3	4	5	6	7	8	9	10+	
<b>Ontario - Con. - fin</b>												
Pembroke .....	3,045	--	150	300	440	690	735	390	135	--	--	5.3
Owned - Possédé .....	2,220	--	--	140	295	505	630	325	115	--	--	5.6
Rented - Loué .....	825	--	--	160	145	185	105	--	--	--	--	4.4
Peterborough .....	10,020	--	245	765	1,645	2,280	2,690	1,375	550	200	180	5.5
Owned - Possédé .....	6,370	--	--	140	995	1,445	1,940	1,040	495	135	140	5.9
Rented - Loué .....	3,650	--	230	625	650	835	750	335	--	--	--	4.8
Port Arthur .....	8,425	--	385	945	2,700	1,760	1,365	600	315	140	135	4.9
Owned - Possédé .....	6,275	--	150	395	2,130	1,395	1,150	510	265	135	110	5.1
Rented - Loué .....	2,150	--	235	550	570	365	215	--	--	--	--	4.2
St. Catharines .....	10,380	--	220	895	1,940	2,300	2,970	1,100	475	160	245	5.4
Owned - Possédé .....	6,595	--	--	130	875	1,640	2,270	905	405	140	205	5.9
Rented - Loué .....	3,785	--	200	765	1,065	660	700	195	--	--	--	4.5
St. Thomas .....	5,540	--	145	605	745	1,110	1,475	890	315	155	--	5.5
Owned - Possédé .....	3,450	--	--	--	275	685	1,165	780	305	125	--	6.2
Rented - Loué .....	2,090	--	140	555	470	425	310	110	--	--	--	4.4
Sarnia .....	9,380	--	395	900	1,650	2,315	2,690	850	290	150	--	5.2
Owned - Possédé .....	6,620	--	110	250	1,085	1,675	2,320	745	230	125	--	5.5
Rented - Loué .....	2,760	--	285	650	565	640	370	105	--	--	--	4.3
Sault Ste. Marie .....	7,855	--	185	685	1,620	1,530	2,095	890	465	210	150	5.4
Owned - Possédé .....	5,330	--	--	150	905	990	1,775	760	405	190	120	5.9
Rented - Loué .....	2,525	--	155	535	715	540	320	130	--	--	--	4.5
Strafrod .....	5,445	--	105	365	835	830	1,630	975	505	120	--	5.8
Owned - Possédé .....	3,650	--	--	--	350	425	1,355	850	455	105	--	6.3
Rented - Loué .....	1,795	--	--	325	485	405	275	125	--	--	--	4.6
Sudbury .....	9,450	100	855	1,930	2,690	1,630	1,310	440	235	120	140	4.4
Owned - Possédé .....	4,435	--	--	270	1,265	1,055	1,030	340	180	--	100	5.3
Rented - Loué .....	5,015	--	775	1,660	1,425	575	280	100	--	--	--	3.7
Timmins .....	6,920	--	345	1,215	2,245	1,390	1,055	410	130	--	--	4.6
Owned - Possédé .....	3,380	--	--	245	1,055	825	755	240	120	--	--	5.2
Rented - Loué .....	3,540	--	305	970	1,190	565	300	170	--	--	--	4.0
Toronto .....	157,175	1,570	5,610	13,460	14,520	20,435	52,010	17,320	17,390	7,140	7,720	6.0
Owned - Possédé .....	97,795	--	280	1,635	4,230	9,655	40,885	14,325	14,425	5,935	6,365	6.7
Rented - Loué .....	59,380	1,510	5,330	11,825	10,290	10,780	11,125	2,995	2,965	1,205	1,355	4.7
Trenton .....	2,770	--	150	430	580	545	505	290	155	--	--	4.9
Owned - Possédé .....	1,490	--	--	--	260	275	375	240	140	--	--	5.6
Rented - Loué .....	1,280	--	100	365	320	270	130	--	--	--	--	4.1
Waterloo .....	3,045	--	--	195	420	605	1,020	405	235	--	--	5.7
Owned - Possédé .....	2,170	--	--	--	215	365	880	360	225	--	--	6.1
Rented - Loué .....	875	--	--	170	205	240	140	--	--	--	--	4.6
Welland .....	3,935	--	--	230	775	805	1,210	435	250	--	--	5.5
Owned - Possédé .....	2,585	--	--	--	475	430	950	360	220	--	--	5.9
Rented - Loué .....	1,350	--	--	210	300	375	260	--	--	--	--	4.8
Windsor .....	31,815	535	1,385	3,040	5,665	7,540	8,315	2,795	1,465	650	425	5.2
Owned - Possédé .....	17,300	--	--	275	2,305	4,025	6,185	2,305	1,270	505	325	5.9
Rented - Loué .....	14,515	510	1,305	2,765	3,360	3,515	2,130	490	195	145	100	4.3
Woodstock .....	4,635	--	130	455	780	1,090	1,195	520	255	--	115	5.4
Owned - Possédé .....	2,740	--	--	--	365	665	855	390	200	--	100	5.9
Rented - Loué .....	1,895	--	110	370	415	425	340	130	--	--	--	4.6
<b>Manitoba</b>												
Brandon .....	5,360	170	430	745	1,265	1,200	895	290	140	125	100	4.7
Owned - Possédé .....	3,430	--	--	250	850	905	765	270	105	100	--	5.2
Rented - Loué .....	1,930	150	350	495	415	295	130	--	--	--	--	3.7
St. Boniface .....	6,625	--	305	1,215	1,920	1,220	1,140	500	135	--	--	4.6
Owned - Possédé .....	4,070	--	--	210	1,215	835	1,060	455	115	--	--	5.2
Rented - Loué .....	2,555	--	240	1,005	705	385	--	--	--	--	--	3.7
Winnipeg .....	64,630	1,390	4,720	10,955	13,945	13,325	10,500	4,590	2,510	1,220	1,475	4.8
Owned - Possédé .....	34,280	--	195	1,665	7,150	8,860	8,665	3,720	2,015	890	1,075	5.6
Rented - Loué .....	30,350	1,345	4,525	9,290	6,795	4,465	1,835	870	495	330	400	3.8

TABLE 14. Occupied dwellings by tenure showing number of rooms and average number of rooms per dwelling, for incorporated cities, towns, and villages of 10,000 population and over, 1951 - Concluded

TABLEAU 14. Logements occupés selon le mode d'occupation et nombre et moyenne de pièces par logement, cités, villes et villages constitués de 10,000 et plus, 1951 - fin

City, town or village, and tenure Cité, ville ou village et mode d'occupation	Total	Dwellings by number of rooms Logements selon le nombre de pièces										Average number of rooms per dwelling — Moyenne de pièces par logement
		1	2	3	4	5	6	7	8	9	10+	
		<b>Saskatchewan</b>										
Moose Jaw .....	7,320	610	695	930	1,550	1,560	1,130	490	175	115	--	4.4
Owned - Possédé.....	4,170	--	100	215	1,060	1,130	955	410	145	--	--	5.2
Rented - Loué .....	3,150	595	595	715	490	430	175	--	--	--	--	3.3
Prince Albert.....	4,355	270	270	655	1,080	1,020	600	265	100	--	--	4.4
Owned - Possédé.....	2,725	--	--	270	775	710	470	240	--	--	--	5.0
Rented - Loué .....	1,630	240	195	385	305	310	130	--	--	--	--	3.6
Regina .....	19,160	1,060	2,150	2,360	4,560	4,115	2,555	1,145	555	325	335	4.5
Owned - Possédé.....	11,080	--	275	865	3,000	2,845	2,090	960	425	275	270	5.2
Rented - Loué .....	8,100	1,005	1,875	1,495	1,560	1,270	465	185	130	--	--	3.5
Saskatoon.....	14,980	625	1,215	1,875	3,460	3,330	2,490	1,045	515	225	200	4.7
Owned - Possédé.....	9,585	--	220	745	2,380	2,500	2,035	850	445	190	175	5.2
Rented - Loué .....	5,395	580	995	1,130	1,080	830	455	195	--	--	--	3.7
<b>Alberta</b>												
Calgary.....	37,710	1,715	3,335	5,565	9,315	8,460	5,140	2,020	1,240	430	490	4.5
Owned - Possédé.....	22,240	--	230	1,190	6,435	6,585	4,210	1,715	1,035	355	390	5.2
Rented - Loué .....	15,470	1,620	3,105	4,375	2,880	1,875	930	305	205	--	100	3.4
Edmonton.....	42,925	1,815	3,335	5,480	11,845	8,895	5,965	3,035	1,290	550	715	4.6
Owned - Possédé.....	26,325	--	400	1,445	8,145	6,640	4,940	2,520	1,105	440	600	5.2
Rented - Loué .....	16,600	1,725	2,935	4,035	3,700	2,255	1,025	515	185	110	115	3.6
Lethbridge.....	6,580	290	515	925	1,810	1,505	755	385	235	--	--	4.5
Owned - Possédé.....	3,955	--	115	270	1,255	1,040	610	295	220	--	--	5.1
Rented - Loué .....	2,625	265	400	655	555	465	145	--	--	--	--	3.6
Medicine Hat.....	4,925	--	390	825	1,375	1,065	640	365	120	--	--	4.5
Owned - Possédé.....	2,910	--	--	240	870	775	500	300	120	--	--	5.0
Rented - Loué .....	2,015	--	325	585	505	290	140	--	--	--	--	3.7
<b>British Columbia</b>												
New Westminster.....	7,985	335	450	870	1,820	1,845	1,360	755	350	120	--	4.8
Owned - Possédé.....	5,345	--	--	205	1,200	1,585	1,150	650	320	105	--	5.5
Rented - Loué .....	2,640	320	415	665	620	260	210	105	--	--	--	3.5
North Vancouver.....	4,535	--	170	420	1,545	1,055	805	290	125	--	--	4.8
Owned - Possédé.....	3,355	--	--	135	1,075	940	720	275	120	--	--	5.2
Rented - Loué .....	1,180	--	140	285	470	115	--	--	--	--	--	3.7
Penticton.....	3,110	--	150	295	1,090	715	415	235	100	--	--	4.7
Owned - Possédé.....	2,290	--	--	140	845	505	350	215	--	--	--	4.9
Rented - Loué .....	820	--	--	155	245	210	--	--	--	--	--	4.2
Trail.....	3,150	--	270	440	1,135	660	360	130	--	--	--	4.4
Owned - Possédé.....	1,715	--	--	--	710	425	280	110	--	--	--	4.9
Rented - Loué .....	1,435	--	220	370	425	235	--	--	--	--	--	3.7
Vancouver.....	101,330	2,195	7,790	14,325	26,405	21,325	14,525	7,220	3,890	1,650	2,005	4.8
Owned - Possédé.....	63,865	190	770	3,750	17,545	17,325	11,810	6,250	3,420	1,300	1,525	5.4
Rented - Loué .....	37,445	2,005	7,020	10,575	8,860	4,000	2,715	970	470	350	480	3.7
Victoria.....	15,790	400	980	2,505	3,590	3,765	2,180	1,125	670	235	340	4.8
Owned - Possédé.....	9,195	--	--	475	2,005	2,910	1,765	925	555	210	225	5.5
Rented - Loué .....	6,595	370	885	2,030	1,585	855	415	200	115	--	115	3.8

TABLE 15. Occupied dwellings by tenure showing number of rooms and average number of rooms per dwelling, for census metropolitan areas, 1951

TABLEAU 15. Logements occupés selon le mode d'occupation et nombre et moyenne de pièces par logement, zones métropolitaines de recensement, 1951

Census metropolitan area and tenure — Zone métropolitaine de recensement et mode d'occupation	Total	Dwellings by number of rooms — Logements selon le nombre de pièces										Average number of rooms per dwelling — Moyenne de pièces par logement
		1	2	3	4	5	6	7	8	9	10+	
		Calgary .....	40,235	1,810	3,640	5,950	10,115	8,980	5,390	2,080	1,295	
Owned - Possédé .....	24,135	135	405	1,475	7,105	6,985	4,390	1,765	1,085	370	420	5.1
Rented - Loué .....	16,100	1,675	3,235	4,475	3,010	1,995	1,000	315	210	--	110	3.4
Edmonton .....	46,395	1,995	3,775	5,950	13,405	9,400	6,145	3,130	1,315	560	720	4.5
Owned - Possédé .....	28,880	210	575	1,750	9,405	7,070	5,095	2,605	1,115	450	605	5.1
Rented - Loué .....	17,515	1,785	3,200	4,200	4,000	2,330	1,050	525	200	110	115	3.6
Halifax .....	29,640	550	1,840	3,105	5,760	4,805	6,885	3,320	1,480	900	995	5.3
Owned - Possédé .....	16,230	--	265	455	2,570	2,520	5,145	2,655	1,205	705	650	6.0
Rented - Loué .....	13,410	490	1,575	2,650	3,190	2,285	1,740	665	275	195	345	4.4
Hamilton .....	68,640	515	2,160	6,645	12,815	13,845	19,360	7,100	3,350	1,485	1,365	5.3
Owned - Possédé .....	46,655	--	240	1,465	7,685	9,945	16,010	5,930	2,885	1,265	1,145	5.8
Rented - Loué .....	21,985	430	1,920	5,180	5,130	3,900	3,350	1,170	465	220	220	4.4
London .....	32,835	375	1,090	3,105	5,245	8,030	8,335	3,780	1,580	720	575	5.3
Owned - Possédé .....	21,170	--	--	430	2,675	5,935	6,570	2,990	1,360	580	480	5.9
Rented - Loué .....	11,665	315	1,000	2,675	2,570	2,095	1,765	790	220	140	--	4.4
Montréal .....	334,705	5,820	10,215	38,055	87,885	78,470	65,290	27,430	11,850	4,685	5,005	5.0
Owned - Possédé .....	81,570	135	1,085	2,595	10,730	18,855	24,210	10,535	6,570	3,250	3,605	6.0
Rented - Loué .....	253,135	5,685	9,130	35,460	77,155	59,615	41,080	16,895	5,280	1,435	1,400	4.6
Ottawa .....	66,265	520	2,820	8,220	11,755	12,650	15,175	7,610	3,305	2,130	2,080	5.4
Owned - Possédé .....	29,895	--	395	1,150	3,690	5,360	8,885	4,930	2,300	1,550	1,550	6.1
Rented - Loué .....	36,370	435	2,425	7,070	8,065	7,290	6,290	2,680	1,005	580	530	4.7
Québec .....	54,930	490	1,780	5,330	12,780	11,985	9,355	4,605	4,115	1,800	2,690	5.4
Owned - Possédé .....	19,910	--	135	575	2,270	3,530	3,870	2,820	2,980	1,410	2,265	6.7
Rented - Loué .....	35,020	435	1,645	4,755	10,510	8,455	5,485	1,785	1,135	390	425	4.7
Saint John .....	19,735	155	600	1,390	3,450	4,425	4,750	2,725	1,150	530	560	5.5
Owned - Possédé .....	7,480	--	110	220	995	1,420	1,935	1,325	675	350	425	6.2
Rented - Loué .....	12,255	130	490	1,170	2,455	3,005	2,815	1,400	475	180	135	5.2
St. John's (Nfld.) .....	12,995	100	670	1,435	1,740	2,550	2,560	1,970	1,000	475	495	5.6
Owned - Possédé .....	8,565	--	145	500	935	1,760	2,040	1,565	790	380	415	6.1
Rented - Loué .....	4,430	--	525	935	805	790	520	405	210	--	--	4.6
Toronto .....	273,200	2,005	7,295	20,460	31,035	55,340	89,090	27,600	21,785	9,050	9,540	5.7
Owned - Possédé .....	193,405	240	680	3,635	15,520	40,170	74,935	23,960	18,475	7,710	8,080	6.2
Rented - Loué .....	79,795	1,765	6,615	16,825	15,515	15,170	14,155	3,640	3,310	1,340	1,460	4.6
Vancouver .....	153,975	3,065	10,200	20,130	43,630	34,535	22,095	10,425	5,340	2,185	2,370	4.7
Owned - Possédé .....	105,445	435	1,680	7,025	31,140	29,105	18,585	9,125	4,710	1,795	1,845	5.2
Rented - Loué .....	48,530	2,630	8,520	13,105	12,490	5,430	3,510	1,300	630	390	525	3.7
Victoria .....	31,620	490	1,365	3,745	7,985	8,765	4,715	2,325	1,255	490	485	4.9
Owned - Possédé .....	22,010	--	205	1,150	5,470	7,295	4,015	1,985	1,090	410	340	5.3
Rented - Loué .....	9,610	440	1,160	2,595	2,515	1,470	700	340	165	--	145	4.0
Windsor .....	41,595	600	1,595	3,600	8,225	10,390	10,385	3,665	1,865	760	510	5.2
Owned - Possédé .....	25,605	--	175	505	4,475	6,620	8,015	3,105	1,650	610	405	5.7
Rented - Loué .....	15,990	555	1,420	3,095	3,750	3,770	2,370	560	215	150	105	4.3
Winnipeg .....	95,955	1,580	5,620	13,830	25,560	21,485	15,555	6,350	2,995	1,360	1,620	4.8
Owned - Possédé .....	58,770	125	490	2,720	16,635	15,545	13,325	5,275	2,440	1,010	1,205	5.3
Rented - Loué .....	37,185	1,455	5,130	11,110	8,925	5,940	2,230	1,075	555	350	415	3.9

**TABLE 16. Occupied dwellings by tenure showing principal exterior material and state of repair, for provinces, rural farm, rural non-farm, and urban size groups, 1951**

**TABLEAU 16. Logements occupés selon le mode d'occupation, et principal matériau extérieur et état du logement, provinces, régions rurales agricoles, rurales non agricoles, et urbaines par groupe d'importance, 1951**

Locality and tenure Localité et mode d'occupation	Total	Principal exterior material Principal matériau extérieur						Dwellings: Logements:	
		Wood Bois	Brick or brick veneer Brique ou revêtement de brique	Imitation siding (brick, etc.) Imitation (simili- brique, etc.)	Stucco Stuc	Stone Pierre	Other Autre	In need of major repair Ayant besoin de réparations importantes	Not in need of major repair N'ayant pas besoin de réparations importantes
<b>CANADA</b> .....	<b>3,409,295</b>	<b>1,655,915</b>	<b>994,035</b>	<b>329,250</b>	<b>287,440</b>	<b>61,520</b>	<b>81,135</b>	<b>457,570</b>	<b>2,951,725</b>
Owned - Possédé .....	2,236,955	1,211,475	492,775	238,505	211,010	29,225	53,965	285,120	1,951,835
Rented - Loué .....	1,172,340	444,440	501,260	90,745	76,430	32,295	27,170	172,450	999,890
<b>Rural - Rurale</b> .....	<b>1,254,260</b>	<b>887,890</b>	<b>115,480</b>	<b>143,955</b>	<b>56,100</b>	<b>16,450</b>	<b>34,385</b>	<b>253,075</b>	<b>1,001,185</b>
Owned - Possédé .....	1,028,780	725,305	96,435	120,650	45,495	13,400	27,495	201,360	827,420
Rented - Loué .....	225,480	162,585	19,045	23,305	10,605	3,050	6,890	51,715	173,765
<b>Farm - Agricole</b> .....	<b>629,785</b>	<b>448,975</b>	<b>67,360</b>	<b>62,740</b>	<b>25,420</b>	<b>10,450</b>	<b>14,840</b>	<b>145,410</b>	<b>484,375</b>
Owned - Possédé .....	570,260	404,205	61,535	58,850	22,880	9,350	13,440	129,020	441,240
Rented - Loué .....	59,525	44,770	5,825	3,890	2,540	1,100	1,400	16,390	43,135
<b>Non-farm - Non agricole</b> .....	<b>624,475</b>	<b>438,915</b>	<b>48,120</b>	<b>81,215</b>	<b>30,680</b>	<b>6,000</b>	<b>19,545</b>	<b>107,665</b>	<b>516,810</b>
Owned - Possédé .....	458,520	321,100	34,900	61,800	22,615	4,050	14,055	72,340	386,180
Rented - Loué .....	165,955	117,815	13,220	19,415	8,065	1,950	5,490	35,325	130,630
<b>Urban - Urbaine</b> .....	<b>2,155,035</b>	<b>768,025</b>	<b>878,555</b>	<b>185,295</b>	<b>231,340</b>	<b>45,070</b>	<b>46,750</b>	<b>204,495</b>	<b>1,950,540</b>
Owned - Possédé .....	1,208,175	486,170	396,340	117,855	165,515	15,825	26,470	83,760	1,124,415
Rented - Loué .....	946,860	281,855	482,215	67,440	65,825	29,245	20,280	120,735	826,125
<b>100,000 and over - 100,000 et plus</b> .....	<b>848,640</b>	<b>178,100</b>	<b>512,240</b>	<b>32,345</b>	<b>91,530</b>	<b>25,845</b>	<b>8,580</b>	<b>69,400</b>	<b>779,240</b>
Owned - Possédé .....	390,930	104,700	191,665	20,795	64,750	5,235	3,785	18,345	372,585
Rented - Loué .....	457,710	73,400	320,575	11,550	26,780	20,610	4,795	51,055	406,655
<b>30,000-99,999</b> .....	<b>375,015</b>	<b>134,645</b>	<b>160,160</b>	<b>26,805</b>	<b>40,680</b>	<b>4,395</b>	<b>8,330</b>	<b>30,120</b>	<b>344,895</b>
Owned - Possédé .....	227,045	81,485	89,340	18,385	30,165	2,345	5,325	11,665	215,380
Rented - Loué .....	147,970	53,160	70,820	8,420	10,515	2,050	3,005	18,455	129,515
<b>10,000-29,999</b> .....	<b>369,795</b>	<b>150,490</b>	<b>107,385</b>	<b>44,110</b>	<b>48,750</b>	<b>6,765</b>	<b>12,295</b>	<b>36,235</b>	<b>333,560</b>
Owned - Possédé .....	220,445	94,115	55,195	25,340	35,240	3,615	6,940	16,225	204,220
Rented - Loué .....	149,350	56,375	52,190	18,770	13,510	3,150	5,355	20,010	129,340
<b>Under 10,000 - Moins de 10,000</b> .....	<b>561,585</b>	<b>304,790</b>	<b>98,770</b>	<b>82,035</b>	<b>50,380</b>	<b>8,065</b>	<b>17,545</b>	<b>68,740</b>	<b>492,845</b>
Owned - Possédé .....	369,755	205,870	60,140	53,335	35,360	4,630	10,420	37,525	332,230
Rented - Loué .....	191,830	98,920	38,630	28,700	15,020	3,435	7,125	31,215	160,615
<b>Newfoundland</b> .....	<b>70,980</b>	<b>69,070</b>	<b>365</b>	<b>990</b>	<b>--</b>	<b>175</b>	<b>315</b>	<b>6,945</b>	<b>64,035</b>
Owned - Possédé .....	61,540	60,265	190	860	--	--	160	5,630	55,890
Rented - Loué .....	9,440	8,805	175	130	--	130	155	1,285	8,145
<b>Rural - Rurale</b> .....	<b>41,245</b>	<b>40,575</b>	<b>--</b>	<b>415</b>	<b>--</b>	<b>--</b>	<b>135</b>	<b>4,065</b>	<b>37,180</b>
Owned - Possédé .....	39,435	38,795	--	400	--	--	125	3,865	35,570
Rented - Loué .....	1,810	1,780	--	--	--	--	--	200	1,610
<b>Farm - Agricole</b> .....	<b>2,890</b>	<b>2,835</b>	<b>--</b>	<b>--</b>	<b>--</b>	<b>--</b>	<b>--</b>	<b>235</b>	<b>2,655</b>
Owned - Possédé .....	2,825	2,770	--	--	--	--	--	225	2,600
Rented - Loué .....	--	--	--	--	--	--	--	--	--
<b>Non-farm - Non agricole</b> .....	<b>38,355</b>	<b>37,740</b>	<b>--</b>	<b>370</b>	<b>--</b>	<b>--</b>	<b>125</b>	<b>3,830</b>	<b>34,525</b>
Owned - Possédé .....	36,610	36,025	--	355	--	--	115	3,640	32,970
Rented - Loué .....	1,745	1,715	--	--	--	--	--	190	1,555
<b>Urban - Urbaine</b> .....	<b>29,735</b>	<b>28,495</b>	<b>270</b>	<b>575</b>	<b>--</b>	<b>160</b>	<b>180</b>	<b>2,880</b>	<b>26,855</b>
Owned - Possédé .....	22,105	21,470	--	460	--	--	--	1,785	20,320
Rented - Loué .....	7,630	7,025	175	115	--	130	145	1,095	6,535
<b>30,000-99,999</b> .....	<b>10,570</b>	<b>10,030</b>	<b>165</b>	<b>--</b>	<b>--</b>	<b>145</b>	<b>130</b>	<b>880</b>	<b>9,690</b>
Owned - Possédé .....	6,520	6,405	--	--	--	--	--	240	6,280
Rented - Loué .....	4,050	3,625	120	--	--	120	125	640	3,410
<b>Under 10,000 - Moins de 10,000</b> .....	<b>19,165</b>	<b>18,465</b>	<b>105</b>	<b>510</b>	<b>--</b>	<b>--</b>	<b>--</b>	<b>2,000</b>	<b>17,165</b>
Owned - Possédé .....	15,585	15,065	--	420	--	--	--	1,545	14,040
Rented - Loué .....	3,580	3,400	--	--	--	--	--	455	3,125
<b>Prince Edward Island</b> .....	<b>22,455</b>	<b>20,840</b>	<b>310</b>	<b>1,120</b>	<b>--</b>	<b>--</b>	<b>140</b>	<b>2,885</b>	<b>19,570</b>
Owned - Possédé .....	18,305	17,095	190	880	--	--	100	2,245	16,060
Rented - Loué .....	4,150	3,745	120	240	--	--	--	640	3,510
<b>Rural - Rurale</b> .....	<b>16,880</b>	<b>15,945</b>	<b>150</b>	<b>685</b>	<b>--</b>	<b>--</b>	<b>--</b>	<b>2,270</b>	<b>14,610</b>
Owned - Possédé .....	15,325	14,475	140	625	--	--	--	2,030	13,295
Rented - Loué .....	1,555	1,470	--	--	--	--	--	240	1,315



TABLE 16. Occupied dwellings by tenure showing principal exterior material and state of repair, for provinces, rural farm, rural non-farm, and urban size groups, 1951 - Continued

TABLEAU 16. Logements occupés selon le mode d'occupation, et principal matériau extérieur et état du logement, provinces, régions rurales agricoles, rurales non agricoles, et urbaines par groupe d'importance, 1951 - suite

Locality and tenure Localité et mode d'occupation	Total	Principal exterior material Principal matériau extérieur						Dwellings: Logements:	
		Wood Bois	Brick or brick veneer Brique ou revêtement de brique	Imitation siding (brick, etc.) Imitation (simili- brique, etc.)	Stucco Stuc	Stone Pierre	Other Autre	In need of major repair Ayant besoin de réparations importantes	Not in need of major repair N'ayant pas besoin de réparations importantes
<b>Prince Edward Island - Con.-fin</b>									
Rural - Con. - Rurale - fin									
Farm - Agricole .....	10,650	10,255	--	290	--	--	--	1,450	9,200
Owned - Possédé .....	10,280	9,900	--	280	--	--	--	1,390	8,890
Rented - Loué .....	370	355	--	--	--	--	--	--	310
Non-farm - Non agricole .....	6,230	5,690	--	395	--	--	--	820	5,410
Owned - Possédé .....	5,045	4,575	--	345	--	--	--	640	4,405
Rented - Loué .....	1,185	1,115	--	--	--	--	--	180	1,005
Urban - Urbaine .....	5,575	4,895	160	435	--	--	--	615	4,960
Owned - Possédé .....	2,980	2,620	--	255	--	--	--	215	2,765
Rented - Loué .....	2,595	2,275	110	180	--	--	--	400	2,195
10,000-29,999 .....	3,515	3,245	115	120	--	--	--	375	3,140
Owned - Possédé .....	1,595	1,505	--	--	--	--	--	100	1,495
Rented - Loué .....	1,920	1,740	--	--	--	--	--	275	1,645
Under 10,000 - Moins de 10,000 ....	2,060	1,650	--	315	--	--	--	240	1,820
Owned - Possédé .....	1,385	1,115	--	205	--	--	--	115	1,270
Rented - Loué .....	675	535	--	110	--	--	--	125	550
<b>Nova Scotia</b>									
Owned - Possédé .....	149,555	138,735	2,500	5,125	400	590	2,205	19,505	130,050
Rented - Loué .....	113,945	106,875	1,220	3,975	235	330	1,310	12,520	101,425
Owned - Possédé .....	35,610	31,860	1,280	1,150	165	260	895	6,985	28,625
Rural - Rurale .....	71,125	67,330	675	2,540	105	--	415	9,445	61,680
Owned - Possédé .....	62,865	59,470	575	2,355	--	--	350	7,815	55,050
Rented - Loué .....	8,260	7,860	100	185	--	--	--	1,630	6,630
Farm - Agricole .....	25,750	24,955	195	460	--	--	--	3,430	22,320
Owned - Possédé .....	24,345	23,615	185	445	--	--	--	3,135	21,210
Rented - Loué .....	1,405	1,340	--	--	--	--	--	295	1,110
Non-farm - Non agricole .....	45,375	42,375	480	2,080	--	--	340	6,015	39,360
Owned - Possédé .....	38,520	35,855	390	1,910	--	--	285	4,680	33,840
Rented - Loué .....	6,855	6,520	--	170	--	--	--	1,335	5,520
Urban - Urbaine .....	78,430	71,405	1,825	2,585	295	530	1,790	10,060	68,370
Owned - Possédé .....	51,080	47,405	645	1,620	160	290	960	4,705	46,375
Rented - Loué .....	27,350	24,000	1,180	965	135	240	830	5,355	21,995
30,000-99,999 .....	25,035	22,190	905	325	210	490	915	3,280	21,755
Owned - Possédé .....	13,135	11,615	250	195	--	265	720	780	12,355
Rented - Loué .....	11,900	10,575	655	130	120	225	195	2,500	9,400
10,000-29,999 .....	13,675	12,700	200	480	--	--	265	1,205	12,470
Owned - Possédé .....	9,570	9,200	--	200	--	--	100	595	8,975
Rented - Loué .....	4,105	3,500	155	280	--	--	165	610	3,495
Under 10,000 - Moins de 10,000 ....	39,720	36,515	720	1,780	--	--	610	5,575	34,145
Owned - Possédé .....	28,375	26,590	350	1,225	--	--	140	3,330	25,045
Rented - Loué .....	11,345	9,925	370	555	--	--	470	2,245	9,100
<b>New Brunswick</b>									
Owned - Possédé .....	114,010	98,335	4,365	8,325	230	705	2,050	22,350	91,660
Rented - Loué .....	81,210	70,715	1,885	6,770	115	330	1,395	15,550	65,660
Owned - Possédé .....	32,800	27,620	2,480	1,555	115	375	655	6,800	26,900
Rural - Rurale .....	62,225	55,050	910	5,060	--	175	970	14,595	47,630
Owned - Possédé .....	54,710	48,430	785	4,505	--	130	810	12,555	42,155
Rented - Loué .....	7,515	6,620	125	555	--	--	160	2,040	5,475
Farm - Agricole .....	27,865	25,690	305	1,640	--	--	200	6,790	21,075
Owned - Possédé .....	26,860	24,750	295	1,595	--	--	190	6,450	20,410
Rented - Loué .....	1,005	940	--	--	--	--	--	340	665
Non-farm - Non agricole .....	34,360	29,360	605	3,420	--	145	770	7,805	26,555
Owned - Possédé .....	27,850	23,680	490	2,910	--	100	620	6,105	21,745
Rented - Loué .....	6,510	5,680	115	510	--	--	150	1,700	4,810
Urban - Urbaine .....	51,785	43,285	3,455	3,265	170	530	1,080	7,755	44,030
Owned - Possédé .....	26,500	22,285	1,100	2,265	--	200	585	2,995	23,505
Rented - Loué .....	25,285	21,000	2,355	1,000	105	330	495	4,760	20,525

TABLE 16. Occupied dwellings by tenure showing principal exterior material and state of repair, for provinces, rural farm, rural non-farm, and urban size groups, 1951 - Continued

TABLEAU 16. Logements occupés selon le mode d'occupation, et principal matériau extérieur et état du logement, provinces, régions rurales agricoles, rurales non agricoles, et urbaines par groupe d'importance, 1951 - suite

Locality and tenure Localité et mode d'occupation	Total	Principal exterior material Principal matériau extérieur						Dwellings: Logements:	
		Wood Bois	Brick or brick veneer Brique ou revêtement de brique	Imitation siding (brick, etc.) Imitation (simili- brique, etc.)	Stucco Stuc	Stone Pierre	Other Autre	In need of major repair Ayant besoin de réparations importantes	Not in need of major repair N'ayant pas besoin de réparations importantes
<b>New Brunswick - Con.-fin</b>									
<b>Urban - Con. - Urbaine-fin</b>									
30,000-99,999 .....	13,180	11,250	1,540	110	--	155	--	2,180	11,000
Owned - Possédé .....	2,910	2,525	305	--	--	--	--	210	2,700
Rented - Loué .....	10,270	8,725	1,235	--	--	115	--	1,970	8,300
10,000-29,999 .....	18,095	14,770	1,140	1,345	--	195	580	2,400	15,695
Owned - Possédé .....	9,430	7,820	460	750	--	--	295	995	8,435
Rented - Loué .....	8,665	6,950	680	595	--	120	285	1,405	7,260
Under 10,000 - Moins de 10,000 .....	20,510	17,265	775	1,810	--	180	410	3,175	17,335
Owned - Possédé .....	14,160	11,940	335	1,490	--	--	280	1,790	12,370
Rented - Loué .....	6,350	5,325	440	320	--	--	130	1,385	4,965
<b>Québec</b>									
Owned - Possédé .....	858,785	288,635	373,540	125,065	15,450	34,580	21,515	136,035	722,750
Rented - Loué .....	416,960	203,510	98,195	81,280	9,215	11,375	13,385	75,425	341,535
	441,825	85,125	275,345	43,785	6,235	23,205	8,130	60,610	381,215
<b>Rural - Rurale</b>									
Owned - Possédé .....	255,385	169,045	19,660	52,315	2,620	4,355	7,390	64,460	190,925
Rented - Loué .....	215,435	143,705	16,160	43,985	1,945	3,560	6,080	54,505	160,930
	39,950	25,340	3,500	8,330	675	795	1,310	9,955	29,995
<b>Farm - Agricole</b>									
Owned - Possédé .....	129,925	92,230	9,260	23,200	775	2,165	2,295	36,755	93,170
Rented - Loué .....	125,520	89,050	8,925	22,570	720	2,025	2,230	35,420	90,100
	4,405	3,180	335	630	--	140	--	1,335	3,070
<b>Non-farm - Non agricole</b>									
Owned - Possédé .....	125,460	76,815	10,400	29,115	1,845	2,190	5,095	27,705	97,755
Rented - Loué .....	89,915	54,655	7,235	21,415	1,225	1,535	3,850	19,085	70,830
	35,545	22,160	3,165	7,700	620	655	1,245	8,620	26,925
<b>Urban - Urbaine</b>									
Owned - Possédé .....	603,400	119,590	353,880	72,750	12,830	30,225	14,125	71,575	531,825
Rented - Loué .....	201,525	59,805	82,035	37,295	7,270	7,815	7,305	20,920	180,605
	401,875	59,785	271,845	35,455	5,560	22,410	6,820	50,655	351,220
<b>100,000 and over - 100,000 et plus</b>									
Owned - Possédé .....	282,455	8,870	241,725	5,645	1,860	22,835	1,520	30,105	252,350
Rented - Loué .....	51,755	2,620	42,090	1,760	1,115	3,665	505	2,995	48,760
	230,700	6,250	199,635	3,885	745	19,170	1,015	27,110	203,590
<b>30,000-99,999</b>									
Owned - Possédé .....	57,625	10,370	39,145	4,855	1,080	1,000	1,175	4,805	52,820
Rented - Loué .....	16,135	4,055	8,570	1,970	505	490	545	1,140	14,995
	41,490	6,315	30,575	2,885	575	510	630	3,665	37,825
<b>10,000-29,999</b>									
Owned - Possédé .....	107,925	30,495	43,525	22,030	3,790	3,045	5,040	14,105	93,820
Rented - Loué .....	47,540	13,585	16,650	10,795	2,140	1,700	2,670	5,275	42,265
	60,385	16,910	26,875	11,235	1,650	1,345	2,370	8,830	51,555
<b>Under 10,000 - Moins de 10,000</b>									
Owned - Possédé .....	155,395	69,855	29,485	40,220	6,100	3,345	6,390	22,560	132,835
Rented - Loué .....	86,095	39,545	14,725	22,770	3,510	1,960	3,585	11,510	74,585
	69,300	30,310	14,760	17,450	2,590	1,385	2,805	11,050	58,250
<b>Ontario</b>									
Owned - Possédé .....	1,181,125	339,630	553,630	146,710	84,295	22,270	34,590	115,350	1,065,775
Rented - Loué .....	821,335	240,575	369,200	112,065	61,025	15,300	23,170	66,625	754,710
	359,790	99,055	184,430	34,645	23,270	6,970	11,420	48,725	311,065
<b>Rural - Rurale</b>									
Owned - Possédé .....	340,870	158,515	80,335	60,725	17,830	10,570	12,895	50,835	290,035
Rented - Loué .....	272,800	122,340	67,650	49,740	14,440	8,670	9,960	37,140	235,660
	68,070	36,175	12,685	10,985	3,390	1,900	2,935	13,695	54,375
<b>Farm - Agricole</b>									
Owned - Possédé .....	166,955	73,235	49,725	24,910	6,910	7,385	4,790	25,660	141,295
Rented - Loué .....	148,810	63,990	45,140	22,740	6,065	6,570	4,305	22,005	126,805
	18,145	9,245	4,585	2,170	845	815	485	3,655	14,490
<b>Non-farm - Non agricole</b>									
Owned - Possédé .....	173,915	85,280	30,610	35,815	10,920	3,185	8,105	25,175	148,740
Rented - Loué .....	123,990	58,350	22,510	27,000	8,375	2,100	5,655	15,135	108,855
	49,925	26,930	8,100	8,815	2,545	1,085	2,450	10,040	39,885
<b>Urban - Urbaine</b>									
Owned - Possédé .....	840,255	181,115	473,295	85,985	66,465	11,700	21,695	64,515	775,740
Rented - Loué .....	548,535	118,235	301,550	62,325	46,585	6,630	13,210	29,485	519,050
	291,720	62,880	171,745	23,660	19,880	5,070	8,485	35,030	256,690
<b>100,000 and over - 100,000 et plus</b>									
Owned - Possédé .....	319,590	34,340	243,385	20,410	15,265	2,220	3,970	22,350	297,240
Rented - Loué .....	192,445	18,990	145,020	14,785	10,495	1,260	1,895	8,510	183,935
	127,145	15,350	98,365	5,625	4,770	960	2,075	13,840	113,305

TABLE 16. Occupied dwellings by tenure showing principal exterior material and state of repair, for provinces, rural farm, rural non-farm, and urban size groups, 1931 - Continued

TABLEAU 16. Logements occupés selon le mode d'occupation, et principal matériau extérieur et état du logement, provinces, régions rurales agricoles, rurales non agricoles, et urbaines par groupe d'importance, 1931 - suite

Locality and tenure Localité et mode d'occupation	Total	Principal exterior material Principal matériau extérieur						Dwellings: Logements:	
		Wood Bois	Brick or brick veneer Brique ou revêtement de brique	Imitation siding (brick, etc.) Imitation (simil- brique, etc.)	Stucco Stuc	Stone Pierre	Other Autre	In need of major repair Ayant besoin de réparations importantes	Not in need of major repair N'ayant pas besoin de réparations importantes
<b>Ontario - Con.-fin</b>									
Urban - Con. - Urbaine-fin									
30,000-99,999 .....	201,630	43,215	111,985	19,350	19,720	2,380	4,980	13,905	187,725
Owned - Possédé .....	143,970	30,375	78,970	14,860	14,860	1,435	3,470	6,585	137,385
Rented - Loué .....	57,660	12,840	33,015	4,490	4,860	945	1,510	7,320	50,340
10,000-29,999 .....	123,375	29,705	56,990	15,960	12,515	3,210	4,995	9,435	113,940
Owned - Possédé .....	78,230	18,680	36,205	10,780	7,835	1,680	3,050	4,465	73,765
Rented - Loué .....	45,145	11,025	20,785	5,180	4,680	1,530	1,945	4,970	40,175
Under 10,000 - Moins de 10,000 ....	195,660	73,855	60,935	30,265	18,965	3,890	7,750	18,825	176,835
Owned - Possédé .....	133,890	50,190	41,355	21,900	13,395	2,255	4,795	9,925	123,965
Rented - Loué .....	61,770	23,665	19,580	8,365	5,570	1,635	2,955	8,900	52,870
<b>Manitoba</b>	<b>202,400</b>	<b>132,320</b>	<b>23,400</b>	<b>13,355</b>	<b>28,205</b>	<b>805</b>	<b>4,315</b>	<b>27,440</b>	<b>174,960</b>
Owned - Possédé .....	144,645	100,700	7,980	10,105	22,610	530	2,720	19,585	125,060
Rented - Loué .....	57,755	31,620	15,420	3,250	5,595	275	1,595	7,855	49,900
Rural - Rurale .....	83,690	67,155	4,125	6,260	3,065	375	2,710	17,460	66,230
Owned - Possédé .....	69,780	56,140	3,395	5,435	2,415	300	2,095	14,310	55,470
Rented - Loué .....	13,910	11,015	730	825	650	--	615	3,150	10,760
Farm - Agricole .....	50,945	41,595	2,480	3,660	1,540	245	1,425	11,950	38,995
Owned - Possédé .....	45,705	37,160	2,225	3,415	1,465	200	1,240	10,520	35,185
Rented - Loué .....	5,240	4,435	255	245	--	--	185	1,430	3,810
Non-farm - Non agricole .....	32,745	25,560	1,645	2,600	1,525	130	1,285	5,510	27,235
Owned - Possédé .....	24,075	18,980	1,170	2,020	950	100	855	3,790	20,285
Rented - Loué .....	8,670	6,580	475	580	575	--	430	1,720	6,950
Urban - Urbaine .....	118,710	65,165	19,275	7,095	25,140	430	1,605	9,980	108,730
Owned - Possédé .....	74,865	44,560	4,585	4,670	20,195	230	625	5,275	69,590
Rented - Loué .....	43,845	20,605	14,690	2,425	4,945	200	980	4,705	39,140
100,000 and over - 100,000 et plus	64,630	32,875	15,275	3,085	12,480	215	700	4,165	60,465
Owned - Possédé .....	34,280	19,615	2,575	1,855	9,990	100	145	1,525	32,755
Rented - Loué .....	30,350	13,260	12,700	1,230	2,490	115	555	2,640	27,710
10,000-29,999 .....	28,930	15,380	1,865	1,760	9,445	--	405	2,540	26,390
Owned - Possédé .....	21,605	11,860	775	1,055	7,705	--	165	1,570	20,035
Rented - Loué .....	7,325	3,520	1,090	705	1,740	--	240	970	6,355
Under 10,000 - Moins de 10,000 ....	25,150	16,910	2,135	2,250	3,215	140	500	3,275	21,875
Owned - Possédé .....	18,980	13,085	1,235	1,760	2,500	--	315	2,180	16,800
Rented - Loué .....	6,170	3,825	900	490	715	--	185	1,095	5,075
<b>Saskatchewan</b>	<b>221,455</b>	<b>159,810</b>	<b>15,470</b>	<b>13,035</b>	<b>26,440</b>	<b>800</b>	<b>5,900</b>	<b>45,325</b>	<b>176,130</b>
Owned - Possédé .....	164,800	122,575	7,135	10,400	19,750	495	4,445	33,610	131,190
Rented - Loué .....	56,655	37,235	8,335	2,635	6,690	305	1,455	11,715	44,940
Rural - Rurale .....	151,750	122,010	5,730	9,210	9,780	555	4,465	37,305	114,445
Owned - Possédé .....	121,430	96,960	4,625	7,995	7,730	415	3,705	29,565	91,865
Rented - Loué .....	30,320	25,050	1,105	1,215	2,050	140	760	7,740	22,580
Farm - Agricole .....	99,970	82,130	3,335	5,425	5,270	380	3,430	27,365	72,605
Owned - Possédé .....	85,255	69,465	2,940	4,905	4,575	310	3,060	22,935	62,320
Rented - Loué .....	14,715	12,665	395	520	695	--	370	4,430	10,285
Non-farm - Non agricole .....	51,780	39,880	2,395	3,785	4,510	175	1,035	9,940	41,840
Owned - Possédé .....	36,175	27,495	1,685	3,090	3,155	105	645	6,630	29,545
Rented - Loué .....	15,605	12,385	710	695	1,355	--	390	3,310	12,295
Urban - Urbaine .....	69,705	37,800	9,740	3,825	16,660	245	1,435	8,020	61,685
Owned - Possédé .....	43,370	25,615	2,510	2,405	12,020	--	740	4,045	39,325
Rented - Loué .....	26,335	12,185	7,230	1,420	4,640	165	695	3,975	22,360
30,000-99,999 .....	34,140	16,385	5,410	1,485	9,940	105	815	3,210	30,930
Owned - Possédé .....	20,645	11,055	1,050	825	7,305	--	380	1,525	19,120
Rented - Loué .....	13,495	5,330	4,360	660	2,635	--	435	1,685	11,810
10,000-29,999 .....	11,675	6,485	1,950	585	2,385	--	245	1,220	10,455
Owned - Possédé .....	6,895	4,315	455	345	1,630	--	145	655	6,240
Rented - Loué .....	4,780	2,170	1,495	240	755	--	100	565	4,215

**TABLE 16. Occupied dwellings by tenure showing principal exterior material and state of repair, for provinces, rural farm, rural non-farm, and urban size groups, 1951 - Concluded**

**TABLEAU 16. Logements occupés selon le mode d'occupation, et principal matériau extérieur et état du logement, provinces, régions rurales agricoles, rurales non agricoles, et urbaines par groupe d'importance, 1951 - fin**

Locality and tenure Localité et mode d'occupation	Total	Principal exterior material Principal matériau extérieur						Dwellings: Logements:	
		Wood Bois	Brick or brick veneer Brique ou revêtement de brique	Imitation siding (brick, etc.) Imitation (simili- brique, etc.)	Stucco Stuc	Stone Pierre	Other Autre	In need of major repair Ayant besoin de réparations importantes	Not in need of major repair N'ayant pas besoin de réparations importantes
<b>Saskatchewan - Con.-fin</b>									
Urban - Con. - Urbaine - fin									
Under 10,000 - Moins de 10,000.....	23,890	14,930	2,380	1,755	4,335	115	375	3,590	20,300
Owned - Possédé .....	15,830	10,245	1,005	1,235	3,085	--	215	1,865	13,965
Rented - Loué .....	8,060	4,685	1,375	520	1,250	--	160	1,725	6,335
<b>Alberta .....</b>	<b>250,750</b>	<b>173,795</b>	<b>12,465</b>	<b>7,895</b>	<b>50,710</b>	<b>485</b>	<b>5,400</b>	<b>48,205</b>	<b>202,545</b>
Owned - Possédé .....	179,055	126,870	4,770	6,260	36,945	295	3,915	33,925	145,130
Rented - Loué .....	71,695	46,925	7,695	1,635	13,765	190	1,485	14,280	57,415
Rural - Rurale .....									
Owned - Possédé .....	125,325	103,010	2,705	3,990	12,420	160	3,040	34,730	90,595
Rented - Loué .....	100,395	81,705	2,210	3,360	10,465	145	2,510	27,600	72,795
Farm - Agricole .....	24,930	21,305	495	630	1,955	--	530	7,130	17,800
Owned - Possédé .....	85,095	71,225	1,580	2,390	7,890	130	1,880	25,975	59,120
Rented - Loué .....	73,915	61,315	1,455	2,170	7,205	125	1,645	22,150	51,765
Non-farm - Non agricole .....	11,180	9,910	125	220	685	--	235	3,825	7,355
Owned - Possédé .....	40,230	31,785	1,125	1,600	4,530	--	1,160	8,755	31,475
Rented - Loué .....	26,480	20,390	755	1,190	3,260	--	865	5,450	21,030
Urban - Urbaine .....	13,750	11,395	370	410	1,270	--	295	3,305	10,445
Owned - Possédé .....	125,425	70,785	9,760	3,905	38,290	325	2,360	13,475	111,950
Rented - Loué .....	78,660	45,165	2,560	2,900	26,480	150	1,405	6,325	72,335
100,000 and over - 100,000 et plus	46,765	25,620	7,200	1,005	11,810	175	955	7,150	39,615
Owned - Possédé .....	80,635	42,350	7,380	1,515	27,665	180	1,545	7,285	73,350
Rented - Loué .....	48,565	25,945	1,530	1,155	19,010	--	840	3,000	45,565
10,000-29,999 .....	32,070	16,405	5,850	360	8,655	--	705	4,285	27,785
Owned - Possédé .....	11,505	6,635	1,080	660	2,915	--	195	1,395	10,110
Rented - Loué .....	6,865	4,125	380	450	1,825	--	--	560	6,305
Under 10,000 - Moins de 10,000.....	4,640	2,510	700	210	1,090	--	115	835	3,805
Owned - Possédé .....	33,285	21,800	1,300	1,730	7,710	125	620	4,795	28,490
Rented - Loué .....	23,230	15,095	650	1,295	5,645	--	485	2,765	20,465
British Columbia .....	10,055	6,705	650	435	2,065	--	135	2,030	8,025
Owned - Possédé .....	337,780	234,745	7,990	7,630	81,625	1,085	4,705	33,530	304,250
Rented - Loué .....	235,160	162,295	2,010	5,910	61,075	505	3,365	19,985	215,175
102,620	72,450	5,980	1,720	20,550	580	1,340	13,545	89,075	
Rural - Rurale .....									
Owned - Possédé .....	105,765	89,255	1,095	2,755	10,200	180	2,280	17,910	87,855
Rented - Loué .....	76,605	63,285	800	2,250	8,360	120	1,790	11,975	64,630
Farm - Agricole .....	29,160	25,970	295	505	1,840	--	490	5,935	23,225
Owned - Possédé .....	29,740	24,825	400	720	3,020	--	715	5,800	23,940
Rented - Loué .....	26,745	22,190	295	685	2,845	--	675	4,790	21,955
Non-farm - Non agricole .....	2,995	2,635	105	--	175	--	--	1,010	1,985
Owned - Possédé .....	76,025	64,430	695	2,035	7,180	120	1,565	12,110	63,915
Rented - Loué .....	49,860	41,095	505	1,565	5,515	--	1,115	7,185	42,675
Urban - Urbaine .....	26,165	23,335	190	470	1,665	--	450	4,925	21,240
Owned - Possédé .....	232,015	145,490	6,895	4,875	71,425	905	2,425	15,620	216,395
Rented - Loué .....	158,555	99,010	1,210	3,660	52,715	385	1,575	8,010	150,545
100,000 and over - 100,000 et plus	73,460	46,480	5,685	1,215	18,710	520	850	7,610	65,850
Owned - Possédé .....	101,330	59,665	4,475	1,690	34,260	395	845	5,495	95,835
Rented - Loué .....	63,885	37,530	450	1,240	24,140	125	400	2,315	61,570
30,000-99,999 .....	37,445	22,135	4,025	450	10,120	270	445	3,180	34,265
Owned - Possédé .....	32,835	21,205	1,010	615	9,660	120	225	1,860	30,975
Rented - Loué .....	23,730	15,455	150	470	7,400	--	195	1,185	22,545
10,000-29,999 .....	9,105	5,750	860	145	2,260	--	--	675	8,430
Owned - Possédé .....	51,100	31,075	520	1,170	17,610	175	550	3,560	47,540
Rented - Loué .....	38,715	23,025	200	915	14,050	--	430	2,010	36,705
Under 10,000 - Moins de 10,000.....	12,385	8,050	320	255	3,560	--	120	1,550	10,835
Owned - Possédé .....	46,750	33,545	890	1,400	9,895	215	805	4,705	42,045
Rented - Loué .....	32,225	23,000	410	1,035	7,125	105	550	2,500	29,725
	14,525	10,545	480	365	2,770	110	255	2,205	12,320

TABLE 17. Occupied dwellings by tenure showing principal exterior material and state of repair, for counties and census divisions, 1951

TABLEAU 17. Logements occupés selon le mode d'occupation, et principal matériau extérieur et état du logement, comtés et divisions de recensement, 1951

County or census division, and tenure Comté ou division de recensement et mode d'occupation	Total	Principal exterior material Principal matériau extérieur					Dwellings: Logements:		
		Wood Bois	Brick or brick veneer Brique ou revêtement de brique	Imitation siding (brick, etc.) Imitation (simili- brique, etc.)	Stucco Stuc	Stone Pierre	Other Autre	In need of major repair Ayant besoin de réparations importantes	Not in need of major repair N'ayant pas besoin de réparations importantes
<b>CANADA</b> .....	<b>3,409,295</b>	<b>1,655,915</b>	<b>994,035</b>	<b>329,250</b>	<b>287,440</b>	<b>61,520</b>	<b>81,135</b>	<b>457,570</b>	<b>2,951,725</b>
Owned - Possédé .....	2,236,955	1,211,475	492,775	238,505	211,010	29,225	53,965	285,120	1,951,835
Rented - Loué .....	1,172,340	444,440	501,260	90,745	76,430	32,295	27,170	172,450	999,890
<b>Newfoundland</b> .....	<b>70,980</b>	<b>69,070</b>	<b>365</b>	<b>990</b>	--	<b>175</b>	<b>315</b>	<b>6,945</b>	<b>64,035</b>
Owned - Possédé .....	61,540	60,265	190	860	--	--	160	5,650	55,890
Rented - Loué .....	9,440	8,805	175	130	--	130	155	1,295	8,145
Division No. 1 .....	29,960	29,290	170	160	--	155	150	2,730	27,230
Owned - Possédé .....	24,195	23,960	--	135	--	--	--	1,835	22,360
Rented - Loué .....	5,765	5,330	125	--	--	125	125	895	4,870
Division No. 2 .....	4,760	4,695	--	--	--	--	--	300	4,460
Owned - Possédé .....	4,595	4,535	--	--	--	--	--	295	4,300
Rented - Loué .....	165	160	--	--	--	--	--	--	160
Division No. 3 .....	4,055	3,985	--	--	--	--	--	410	3,645
Owned - Possédé .....	3,865	3,795	--	--	--	--	--	410	3,455
Rented - Loué .....	190	190	--	--	--	--	--	--	190
Division No. 4 .....	2,795	2,635	--	150	--	--	--	280	2,515
Owned - Possédé .....	2,525	2,390	--	125	--	--	--	220	2,305
Rented - Loué .....	270	245	--	--	--	--	--	--	210
Division No. 5 .....	5,085	4,980	--	--	--	--	--	630	4,455
Owned - Possédé .....	4,430	4,345	--	--	--	--	--	490	3,940
Rented - Loué .....	655	635	--	--	--	--	--	140	515
Division No. 6 .....	4,940	4,455	--	345	--	--	--	435	4,505
Owned - Possédé .....	3,355	3,000	--	290	--	--	--	335	3,020
Rented - Loué .....	1,585	1,455	--	--	--	--	--	100	1,485
Division No. 7 .....	7,575	7,500	--	--	--	--	--	645	6,930
Owned - Possédé .....	7,370	7,305	--	--	--	--	--	635	6,735
Rented - Loué .....	205	195	--	--	--	--	--	--	195
Division No. 8 .....	7,495	7,360	--	--	--	--	--	750	6,745
Owned - Possédé .....	7,315	7,190	--	--	--	--	--	735	6,580
Rented - Loué .....	180	170	--	--	--	--	--	--	165
Division No. 9 .....	3,030	2,945	--	--	--	--	--	400	2,630
Owned - Possédé .....	2,950	2,865	--	--	--	--	--	385	2,565
Rented - Loué .....	--	--	--	--	--	--	--	--	--
Division No. 10 .....	1,285	1,225	--	--	--	--	--	365	920
Owned - Possédé .....	940	880	--	--	--	--	--	310	630
Rented - Loué .....	345	345	--	--	--	--	--	--	290
<b>Prince Edward Island</b> .....	<b>22,455</b>	<b>20,840</b>	<b>310</b>	<b>1,120</b>	--	--	<b>140</b>	<b>2,885</b>	<b>19,570</b>
Owned - Possédé .....	18,305	17,095	190	880	--	--	100	2,245	16,060
Rented - Loué .....	4,150	3,745	120	240	--	--	--	640	3,510
Kings .....	4,315	4,185	--	100	--	--	--	545	3,770
Owned - Possédé .....	4,020	3,895	--	100	--	--	--	495	3,525
Rented - Loué .....	295	290	--	--	--	--	--	--	245
Prince .....	8,380	7,545	125	640	--	--	--	1,350	7,030
Owned - Possédé .....	6,970	6,310	100	505	--	--	--	1,080	5,890
Rented - Loué .....	1,410	1,235	--	135	--	--	--	270	1,140
Queens .....	9,760	9,110	175	380	--	--	--	990	8,770
Owned - Possédé .....	7,315	6,890	--	275	--	--	--	670	6,645
Rented - Loué .....	2,445	2,220	--	105	--	--	--	320	2,125
<b>Nova Scotia</b> .....	<b>149,555</b>	<b>138,735</b>	<b>2,500</b>	<b>5,125</b>	<b>400</b>	<b>590</b>	<b>2,205</b>	<b>19,505</b>	<b>130,050</b>
Owned - Possédé .....	113,945	106,875	1,220	3,975	235	330	1,310	12,520	101,425
Rented - Loué .....	35,610	31,860	1,280	1,150	165	260	895	6,985	28,625
Annapolis .....	5,390	5,135	--	130	--	--	--	765	4,625
Owned - Possédé .....	4,240	4,045	--	115	--	--	--	605	3,635
Rented - Loué .....	1,150	1,090	--	--	--	--	--	160	990

**TABLE 17. Occupied dwellings by tenure showing principal exterior material and state of repair, for counties and census divisions, 1951 - Continued**

**TABLEAU 17. Logements occupés selon le mode d'occupation, et principal matériau extérieur et état du logement, comtés et divisions de recensement, 1951 - suite**

County or census division, and tenure Comté ou division de recensement et mode d'occupation	Total	Principal exterior material Principal matériau extérieur						Dwellings: Logements:	
		Wood Bois	Brick or brick vener Brique ou revêtement de brique	Imitation siding (brick, etc.) Imitation (simili- brique, etc.)	Stucco Stuc	Stone Pierre	Other Autre	In need of major repair Ayant besoin de réparations importantes	Not in need of major repair N'ayant pas besoin de réparations importantes
<b>Nova Scotia - Con.-fin</b>									
Antigonish .....	2,435	2,330	--	--	--	--	340	2,095	
Owned - Possédé.....	2,085	1,995	--	--	--	--	265	1,820	
Rented - Loué .....	350	335	--	--	--	--	--	275	
Cape Breton.....	24,865	24,020	285	470	--	--	3,115	21,750	
Owned - Possédé.....	19,685	19,160	130	350	--	--	2,010	17,675	
Rented - Loué .....	5,180	4,860	155	120	--	--	1,105	4,075	
Colchester.....	7,945	7,215	200	395	--	--	860	7,085	
Owned - Possédé.....	6,165	5,650	--	320	--	--	645	5,520	
Rented - Loué .....	1,780	1,565	110	--	--	--	215	1,565	
Cumberland.....	10,055	8,685	255	1,000	--	--	1,845	8,210	
Owned - Possédé.....	8,070	7,010	125	830	--	--	1,255	6,815	
Rented - Loué .....	1,985	1,675	130	170	--	--	590	1,395	
Digby.....	4,975	4,810	--	130	--	--	580	4,395	
Owned - Possédé.....	4,280	4,140	--	110	--	--	405	3,875	
Rented - Loué .....	695	670	--	--	--	--	175	520	
Guysborough.....	3,325	3,185	--	120	--	--	500	2,825	
Owned - Possédé.....	3,070	2,945	--	105	--	--	430	2,640	
Rented - Loué .....	255	240	--	--	--	--	--	185	
Halifax.....	36,305	32,565	875	970	180	490	5,080	31,225	
Owned - Possédé.....	22,030	20,125	260	450	--	270	2,010	20,020	
Rented - Loué .....	14,275	12,440	615	520	110	220	3,070	11,205	
Hants.....	5,655	5,305	105	200	--	--	725	4,930	
Owned - Possédé.....	4,570	4,285	--	175	--	--	530	4,040	
Rented - Loué .....	1,085	1,020	--	--	--	--	195	890	
Inverness.....	4,005	3,925	--	--	--	--	630	3,375	
Owned - Possédé.....	3,660	3,580	--	--	--	--	520	3,140	
Rented - Loué .....	345	345	--	--	--	--	110	235	
Kings.....	8,145	7,585	140	140	--	--	245	7,385	
Owned - Possédé.....	5,965	5,685	--	115	--	--	530	5,435	
Rented - Loué .....	2,180	1,900	--	--	--	--	170	1,950	
Lunenburg.....	8,690	8,400	--	190	--	--	865	7,825	
Owned - Possédé.....	7,620	7,345	--	185	--	--	720	6,900	
Rented - Loué .....	1,070	1,055	--	--	--	--	145	925	
Pictou.....	11,000	9,695	275	645	--	--	340	1,470	
Owned - Possédé.....	8,430	7,605	180	545	--	--	1,085	7,345	
Rented - Loué .....	2,570	2,090	--	100	--	--	270	2,185	
Queens.....	3,220	3,020	--	105	--	--	390	2,830	
Owned - Possédé.....	2,765	2,575	--	100	--	--	310	2,455	
Rented - Loué .....	455	445	--	--	--	--	--	375	
Richmond.....	2,425	2,320	--	--	--	--	340	2,085	
Owned - Possédé.....	2,310	2,205	--	--	--	--	315	1,995	
Rented - Loué .....	115	115	--	--	--	--	--	--	
Shelburne.....	3,510	3,270	--	205	--	--	235	3,275	
Owned - Possédé.....	3,055	2,830	--	195	--	--	165	2,890	
Rented - Loué .....	455	440	--	--	--	--	--	385	
Victoria.....	1,920	1,825	--	--	--	--	285	1,635	
Owned - Possédé.....	1,770	1,685	--	--	--	--	275	1,495	
Rented - Loué .....	150	140	--	--	--	--	--	140	
Yarmouth.....	5,690	5,445	--	135	--	--	720	4,970	
Owned - Possédé.....	4,175	4,010	--	105	--	--	445	3,730	
Rented - Loué .....	1,515	1,435	--	--	--	--	275	1,240	
<b>New Brunswick</b>	<b>114,010</b>	<b>98,335</b>	<b>4,365</b>	<b>8,325</b>	<b>230</b>	<b>705</b>	<b>2,050</b>	<b>22,350</b>	<b>91,660</b>
Owned - Possédé.....	81,210	70,715	1,885	6,770	115	330	1,395	15,550	65,660
Rented - Loué .....	32,800	27,620	2,480	1,555	115	375	655	6,800	26,000
Albert.....	2,485	2,245	--	145	--	--	475	2,010	
Owned - Possédé.....	2,145	1,950	--	125	--	--	400	1,745	
Rented - Loué .....	340	295	--	--	--	--	--	265	

TABLE 17. Occupied dwellings by tenure showing principal exterior material and state of repair, for counties and census divisions, 1951 - Continued

TABLEAU 17. Logements occupés selon le mode d'occupation, et principal matériau extérieur et état du logement, comtés et divisions de recensement, 1951 - suite

County or census division, and tenure Comté ou division de recensement et mode d'occupation	Total	Principal exterior material Principal matériau extérieur						Dwellings: Logements:	
		Wood Bois	Brick or brick vener Brique ou revêtement de brique	Imitation siding (brick, etc.) Imitation (simili- brique, etc.)	Succo Stuc	Stone Pierre	Other Autre	In need of major repair Ayant besoin de réparations importantes	Not in need of major repair N'ayant pas besoin de réparations importantes
<b>New Brunswick - Con. - fin</b>									
Carleton	5,580	5,165	--	300	--	--	--	890	4,690
Owned - Possédé	4,395	4,035	--	275	--	--	--	610	3,785
Rented - Loué	1,185	1,130	--	--	--	--	--	280	905
Charlotte	6,815	6,460	--	200	--	--	--	920	5,895
Owned - Possédé	5,180	4,910	--	185	--	--	--	630	4,550
Rented - Loué	1,635	1,550	--	--	--	--	--	290	1,345
Gloucester	9,930	9,020	180	645	--	--	--	3,455	6,475
Owned - Possédé	9,070	8,265	155	585	--	--	--	3,185	5,885
Rented - Loué	860	755	--	--	--	--	--	270	590
Kent	4,950	4,745	--	135	--	--	--	1,385	3,565
Owned - Possédé	4,610	4,415	--	135	--	--	--	1,230	3,380
Rented - Loué	340	330	--	--	--	--	--	155	185
Kings	6,030	5,620	--	270	--	--	--	805	5,225
Owned - Possédé	4,880	4,520	--	245	--	--	--	565	4,315
Rented - Loué	1,150	1,100	--	--	--	--	--	240	910
Madawaska	6,095	4,135	275	1,385	--	--	195	2,020	4,075
Owned - Possédé	4,440	3,090	170	980	--	--	155	1,545	2,895
Rented - Loué	1,655	1,045	105	405	--	--	--	475	1,180
Northumberland	8,750	7,795	145	545	--	--	235	2,065	6,685
Owned - Possédé	7,245	6,515	--	490	--	--	140	1,655	5,590
Rented - Loué	1,505	1,280	--	--	--	--	--	410	1,095
Queens	3,300	2,550	--	545	--	--	135	585	2,715
Owned - Possédé	2,900	2,205	--	510	--	--	120	440	2,460
Rented - Loué	400	345	--	--	--	--	--	145	255
Restigouche	6,820	5,295	320	985	--	--	135	1,355	5,465
Owned - Possédé	5,135	3,970	170	885	--	--	--	920	4,215
Rented - Loué	1,685	1,325	150	100	--	--	--	435	1,250
St. John	18,605	16,300	1,600	275	--	180	185	2,950	15,655
Owned - Possédé	6,610	5,970	355	160	--	--	--	715	5,895
Rented - Loué	11,995	10,330	1,245	115	--	120	145	2,235	9,760
Sunbury	2,100	1,910	--	160	--	--	--	145	1,955
Owned - Possédé	1,745	1,595	--	125	--	--	--	115	1,630
Rented - Loué	355	315	--	--	--	--	--	--	325
Victoria	4,065	3,225	--	555	--	--	185	805	3,260
Owned - Possédé	3,335	2,640	--	450	--	--	180	620	2,715
Rented - Loué	730	585	--	105	--	--	--	185	545
Westmorland	17,930	14,915	955	1,590	--	120	320	3,260	14,670
Owned - Possédé	12,270	10,350	455	1,175	--	--	230	2,100	10,170
Rented - Loué	5,660	4,565	500	415	--	--	--	1,160	4,500
York	10,555	8,955	475	590	--	--	410	1,235	9,320
Owned - Possédé	7,250	6,285	195	445	--	--	260	820	6,430
Rented - Loué	3,305	2,670	280	145	--	--	150	415	2,890
<b>Québec</b>	<b>858,785</b>	<b>288,635</b>	<b>373,540</b>	<b>125,065</b>	<b>15,450</b>	<b>34,580</b>	<b>21,515</b>	<b>136,035</b>	<b>722,750</b>
Owned - Possédé	416,960	203,510	98,195	81,280	9,215	11,375	13,385	75,425	341,535
Rented - Loué	441,825	85,125	275,345	43,785	6,235	23,205	8,130	60,610	381,215
Abitibi	16,535	8,410	775	5,270	905	215	960	5,120	11,415
Owned - Possédé	11,650	6,450	420	3,355	485	130	810	4,050	7,600
Rented - Loué	4,885	1,960	355	1,915	420	--	150	1,070	3,815
Argenteuil	6,065	3,200	910	1,195	120	235	405	920	5,145
Owned - Possédé	3,960	2,120	530	875	--	135	225	540	3,420
Rented - Loué	2,105	1,080	380	320	--	100	180	380	1,725
Arthabaska	7,300	3,315	1,565	2,200	120	--	--	1,090	6,210
Owned - Possédé	4,995	2,530	870	1,430	--	--	--	725	4,270
Rented - Loué	2,305	785	695	770	--	--	--	365	1,940
Bagot	4,125	2,655	450	790	125	--	--	745	3,380
Owned - Possédé	3,200	2,090	315	635	--	--	--	570	2,630
Rented - Loué	925	565	135	155	--	--	--	175	750

TABLE 17. Occupied dwellings by tenure showing principal exterior material and state of repair, for counties and census divisions, 1951 - Continued

TABLEAU 17. Logements occupés selon le mode d'occupation, et principal matériau extérieur et état du logement, comtés et divisions de recensement, 1951 - suite

County or census division, and tenure Comté ou division de recensement et mode d'occupation	Total	Principal exterior material Principal matériau extérieur						Dwellings: Logements:	
		Wood Bois	Brick or brick vener Brique ou revêtement de brique	Imitation siding (brick, etc.) Imitation (simili- brique, etc.)	Stucco Stuc	Stone Pierre	Other Autre	In need of major repair Ayant besoin de réparations importantes	Not in need of major repair N'ayant pas besoin de réparations importantes
<b>Québec - Con. - suite</b>									
Beauce	10,105	7,280	650	1,820	--	--	230	1,595	8,510
Owned - Possédé	8,500	6,265	505	1,490	--	--	160	1,350	7,150
Rented - Loué	1,605	1,015	145	330	--	--	--	245	1,360
Beauharnois	8,355	3,545	2,000	2,065	200	305	240	1,465	6,890
Owned - Possédé	4,070	1,650	950	1,070	120	140	140	705	3,365
Rented - Loué	4,285	1,895	1,050	995	--	165	100	760	3,525
Bellechasse	4,645	3,420	240	820	--	--	115	595	4,050
Owned - Possédé	4,215	3,095	230	740	--	--	100	510	3,705
Rented - Loué	430	325	--	--	--	--	--	--	345
Berthier	5,160	3,140	575	1,230	--	--	--	1,080	4,080
Owned - Possédé	3,895	2,430	410	885	--	--	--	710	3,185
Rented - Loué	1,265	710	165	345	--	--	--	370	895
Bonaventure	7,070	5,830	170	1,000	--	--	--	2,625	4,445
Owned - Possédé	6,530	5,395	155	925	--	--	--	2,410	4,120
Rented - Loué	540	435	--	--	--	--	--	215	325
Brome	3,230	2,460	310	375	--	--	--	685	2,545
Owned - Possédé	2,460	1,890	225	280	--	--	--	465	1,995
Rented - Loué	770	570	--	--	--	--	--	220	550
Chambly	17,595	3,885	4,890	6,680	480	320	1,340	4,480	13,115
Owned - Possédé	10,895	2,605	2,605	4,290	330	220	845	2,915	7,980
Rented - Loué	6,700	1,280	2,285	2,390	150	100	495	1,565	5,135
Champlain	16,915	7,560	2,650	5,040	595	330	740	2,095	14,820
Owned - Possédé	10,455	5,020	1,295	3,070	380	220	470	1,270	9,185
Rented - Loué	6,460	2,540	1,355	1,970	215	110	270	825	5,635
Charlevoix	4,630	3,150	300	1,010	--	--	--	725	3,905
Owned - Possédé	3,600	2,435	175	840	--	--	--	570	3,030
Rented - Loué	1,030	715	125	170	--	--	--	155	875
Charlevoix-Est	2,515	1,810	190	475	--	--	--	330	2,185
Owned - Possédé	1,855	1,325	100	395	--	--	--	250	1,605
Rented - Loué	660	485	--	--	--	--	--	--	580
Charlevoix-Ouest	2,115	1,340	110	535	--	--	--	395	1,720
Owned - Possédé	1,745	1,110	--	445	--	--	--	320	1,425
Rented - Loué	370	230	--	--	--	--	--	--	295
Châteauguay	4,100	1,930	1,130	690	--	170	105	835	3,265
Owned - Possédé	3,095	1,395	885	550	--	120	--	600	2,495
Rented - Loué	1,005	535	245	140	--	--	--	235	770
Chicoutimi	18,970	10,985	2,170	4,240	230	145	1,200	4,050	14,920
Owned - Possédé	9,180	5,490	840	2,235	110	--	440	2,055	7,125
Rented - Loué	9,790	5,495	1,330	2,005	120	--	760	1,995	7,795
Compton	5,180	3,930	395	745	--	--	--	1,210	3,970
Owned - Possédé	4,070	3,060	300	625	--	--	--	915	3,155
Rented - Loué	1,110	870	--	120	--	--	--	295	815
Deux-Montagnes	4,740	1,950	995	1,195	120	160	320	865	3,875
Owned - Possédé	3,600	1,440	780	905	--	135	245	700	2,900
Rented - Loué	1,140	510	215	290	--	--	--	165	975
Dorchester	6,135	3,900	345	1,670	--	--	190	1,075	5,060
Owned - Possédé	5,475	3,570	320	1,420	--	--	145	975	4,500
Rented - Loué	660	330	--	250	--	--	--	100	560
Drummond	11,000	2,890	3,425	3,470	325	240	650	1,770	9,230
Owned - Possédé	5,785	2,135	1,315	1,790	180	110	255	1,095	4,690
Rented - Loué	5,215	755	2,110	1,680	145	130	395	675	4,540
Frontenac	5,855	4,050	305	1,315	--	110	--	1,295	4,560
Owned - Possédé	4,610	3,215	195	1,065	--	--	--	1,055	3,555
Rented - Loué	1,245	835	110	250	--	--	--	240	1,005
Gaspé	10,690	9,295	345	955	--	--	--	3,785	6,905
Owned - Possédé	9,845	8,560	305	890	--	--	--	3,510	6,335
Rented - Loué	845	735	--	--	--	--	--	275	570
Gaspé-Est	6,560	5,525	225	750	--	--	--	2,175	4,385
Owned - Possédé	6,165	5,210	190	710	--	--	--	2,055	4,110
Rented - Loué	395	315	--	--	--	--	--	120	275



TABLE 17. Occupied dwellings by tenure showing principal exterior material and state of repair, for counties and census divisions, 1951 - Continued

TABLEAU 17. Logements occupés selon le mode d'occupation, et principal matériau extérieur et état du logement, comtés et divisions de recensement, 1951 - suite

County or census division, and tenure Comté ou division de recensement et mode d'occupation	Total	Principal exterior material Principal matériau extérieur						Dwellings: Logements:	
		Wood Bois	Brick or brick veneer Brique ou revêtement de brique	Imitation siding (brick, etc.) Imitation (simili- brique, etc.)	Stucco Stuc	Stone Pierre	Other Autre	In need of major repair Ayant besoin de réparations importantes	Not in need of major repair N'ayant pas besoin de réparations importantes
Québec—Con.—suite									
Gaspé—Con.—fin									
Gaspé-Ouest .....	2,480	2,235	--	125	--	--	960	1,520	
Owned — Possédé .....	2,085	1,860	--	110	--	--	840	1,245	
Rented — Loué .....	395	375	--	--	--	--	120	275	
Îles-de-la-Madeleine .....	1,650	1,535	--	--	--	--	650	1,000	
Owned — Possédé .....	1,595	1,490	--	--	--	--	615	980	
Rented — Loué .....	--	--	--	--	--	--	--	--	
Hull .....	19,430	9,995	3,215	3,865	915	345	1,095	4,440	
Owned — Possédé .....	11,445	6,040	1,555	2,410	550	200	690	2,935	
Rented — Loué .....	7,985	3,955	1,660	1,455	365	145	405	1,505	
Gatineau .....	7,225	4,495	730	1,370	235	125	270	2,605	
Owned — Possédé .....	5,525	3,410	540	1,050	200	--	235	1,985	
Rented — Loué .....	1,700	1,085	190	320	--	--	620	1,080	
Hull .....	12,205	5,500	2,485	2,495	680	220	825	1,835	
Owned — Possédé .....	5,920	2,630	1,015	1,360	350	110	455	950	
Rented — Loué .....	6,285	2,870	1,470	1,135	330	110	370	885	
Huntingdon .....	3,315	2,065	450	480	110	180	--	635	
Owned — Possédé .....	2,685	1,685	340	405	--	170	--	480	
Rented — Loué .....	630	380	110	--	--	--	--	155	
Iberville .....	2,850	1,740	445	465	--	--	115	400	
Owned — Possédé .....	1,950	1,175	285	330	--	--	--	265	
Rented — Loué .....	900	565	160	135	--	--	--	135	
Joliette .....	7,445	2,700	1,920	2,320	--	120	305	1,570	
Owned — Possédé .....	4,370	1,775	745	1,525	--	--	170	990	
Rented — Loué .....	3,075	925	1,175	795	--	--	135	580	
Kamouraska .....	4,680	3,405	--	970	--	--	205	885	
Owned — Possédé .....	3,875	2,790	--	830	--	--	170	720	
Rented — Loué .....	805	615	--	140	--	--	--	165	
Labelle .....	5,235	3,440	275	1,305	--	--	145	2,165	
Owned — Possédé .....	4,035	2,680	170	1,030	--	--	110	1,825	
Rented — Loué .....	1,200	760	105	275	--	--	--	540	
Lac-St-Jean .....	12,700	9,660	835	1,775	115	--	275	2,400	
Owned — Possédé .....	9,075	6,905	535	1,370	--	--	180	1,880	
Rented — Loué .....	3,625	2,755	300	405	--	--	--	520	
Lac-St-Jean-Est .....	4,815	3,535	445	670	--	--	110	855	
Owned — Possédé .....	3,090	2,290	240	455	--	--	--	610	
Rented — Loué .....	1,725	1,245	205	215	--	--	--	245	
Lac-St-Jean-Ouest .....	7,885	6,125	390	1,105	--	--	165	1,545	
Owned — Possédé .....	5,985	4,615	295	915	--	--	110	1,270	
Rented — Loué .....	1,900	1,510	--	190	--	--	--	275	
Laprairie .....	3,955	1,720	650	1,295	--	145	--	1,350	
Owned — Possédé .....	2,745	1,180	360	965	--	140	--	815	
Rented — Loué .....	1,210	540	290	330	--	--	--	535	
L'Assomption .....	4,975	1,605	1,100	1,830	--	180	170	675	
Owned — Possédé .....	3,115	1,025	630	1,200	--	135	--	435	
Rented — Loué .....	1,860	580	470	630	--	--	--	240	
Lévis .....	8,315	5,460	1,275	1,260	--	--	220	1,075	
Owned — Possédé .....	5,670	3,835	690	920	--	--	155	645	
Rented — Loué .....	2,645	1,625	585	340	--	--	--	430	
L'Islet .....	4,245	3,155	275	650	--	--	105	1,180	
Owned — Possédé .....	3,750	2,825	225	575	--	--	--	1,040	
Rented — Loué .....	495	330	--	--	--	--	--	140	
Lotbinière .....	5,295	3,325	290	1,435	--	--	190	865	
Owned — Possédé .....	4,765	2,975	255	1,300	--	--	180	770	
Rented — Loué .....	530	350	--	135	--	--	--	435	
Maskinongé .....	3,835	2,095	380	1,130	--	--	115	810	
Owned — Possédé .....	2,845	1,600	260	830	--	--	--	580	
Rented — Loué .....	990	495	120	300	--	--	--	230	
Matane .....	10,745	8,930	215	1,335	--	--	250	3,045	
Owned — Possédé .....	9,005	7,575	165	1,065	--	--	185	2,550	
Rented — Loué .....	1,740	1,355	--	270	--	--	--	455	

TABLE 17. Occupied dwellings by tenure showing principal exterior material and state of repair, for counties and census divisions, 1951 - Continued

TABLEAU 17. Logements occupés selon le mode d'occupation, et principal matériau extérieur et état du logement, comtés et divisions de recensement, 1951 - suite

County or census division, and tenure Comté ou division de recensement et mode d'occupation	Total	Principal exterior material Principal matériau extérieur						Dwellings: Logements:	
		Wood Bois	Brick or brick vener Brique ou revêtement de brique	Imitation siding (brick, etc.) Imitation (simili- brique, etc.)	Stucco Stuc	Stone Pierre	Other Autre	In need of major repair Ayant besoin de réparations importantes	Not in need of major repair N'ayant pas besoin de réparations importantes
Québec - Con. - suite									
Matane - Con. - fin									
Matane .....	5,275	4,700	--	350	--	--	140	1,310	3,965
Owned - Possédé .....	4,365	3,935	--	265	--	--	110	1,065	3,300
Rented - Loué .....	910	765	--	--	--	--	--	245	665
Matapédia .....	5,470	4,230	135	985	--	--	110	1,735	3,735
Owned - Possédé .....	4,640	3,640	115	800	--	--	--	1,525	3,115
Rented - Loué .....	830	590	--	185	--	--	--	210	620
Mégantic .....	8,955	5,740	610	1,755	190	--	635	2,000	6,955
Owned - Possédé .....	6,275	4,065	395	1,255	120	--	425	1,325	4,950
Rented - Loué .....	2,680	1,675	215	500	--	--	210	675	2,005
Missisquoi .....	5,635	3,400	1,325	660	--	125	--	960	4,675
Owned - Possédé .....	3,355	1,990	855	365	--	--	--	550	2,805
Rented - Loué .....	2,280	1,410	470	295	--	--	--	410	1,870
Montcalm .....	3,810	2,115	550	910	--	105	120	840	2,970
Owned - Possédé .....	2,895	1,600	420	710	--	--	--	625	2,270
Rented - Loué .....	915	515	130	200	--	--	--	215	700
Montmagny .....	4,660	3,265	235	925	--	--	200	725	3,935
Owned - Possédé .....	3,965	2,850	180	745	--	--	160	605	3,360
Rented - Loué .....	695	415	--	180	--	--	--	120	575
Montmorency .....	3,885	1,950	580	785	--	365	175	515	3,370
Owned - Possédé .....	2,895	1,490	405	595	--	260	115	385	2,510
Rented - Loué .....	990	460	175	190	--	105	--	130	860
Montmorency No. 1 .....	3,155	1,545	510	675	--	235	165	470	2,685
Owned - Possédé .....	2,290	1,160	350	505	--	145	105	350	1,940
Rented - Loué .....	865	385	160	170	--	--	--	120	745
Montmorency No. 2 (Île-d'Orléans) .....	730	405	--	110	--	130	--	--	685
Owned - Possédé .....	605	330	--	--	--	115	--	--	570
Rented - Loué .....	125	--	--	--	--	--	--	--	115
Montréal & Jésus Islands - Îles .....	325,830	14,595	265,320	13,120	4,775	24,955	3,065	32,975	292,855
Owned - Possédé .....	76,025	6,415	52,555	6,490	3,175	5,730	1,660	5,045	70,980
Rented - Loué .....	249,805	8,180	212,765	6,630	1,600	19,225	1,405	27,930	221,875
Jésus Island - Île .....	7,825	2,430	1,575	2,550	415	595	260	1,450	6,375
Owned - Possédé .....	4,670	1,435	810	1,580	255	420	170	865	3,805
Rented - Loué .....	3,155	995	765	970	160	175	--	585	2,570
Montréal Island - Île .....	318,005	12,165	263,745	10,570	4,360	24,360	2,805	31,525	286,480
Owned - Possédé .....	71,355	4,980	51,745	4,910	2,920	5,310	1,490	4,180	67,175
Rented - Loué .....	246,650	7,185	212,000	5,660	1,440	19,050	1,315	27,345	219,305
Napierville .....	1,905	980	260	520	--	--	--	340	1,565
Owned - Possédé .....	1,435	735	210	385	--	--	--	255	1,180
Rented - Loué .....	470	245	--	135	--	--	--	--	385
Nicolet .....	5,635	3,540	565	1,270	--	--	190	1,345	4,290
Owned - Possédé .....	4,775	3,045	460	1,065	--	--	160	1,150	3,625
Rented - Loué .....	860	495	105	205	--	--	--	195	665
Papineau .....	6,305	3,615	765	1,495	105	105	220	1,555	4,750
Owned - Possédé .....	4,725	2,640	570	1,170	--	--	170	1,205	3,520
Rented - Loué .....	1,580	975	195	325	--	--	--	350	1,230
Pontiac .....	4,570	2,690	625	835	185	--	195	835	3,735
Owned - Possédé .....	3,800	2,270	515	685	155	--	155	695	3,105
Rented - Loué .....	770	420	110	150	--	--	--	140	630
Portneuf .....	8,610	4,770	575	2,665	130	200	270	1,480	7,130
Owned - Possédé .....	6,295	3,480	395	2,015	--	150	195	1,070	5,225
Rented - Loué .....	2,315	1,290	180	650	--	--	--	410	1,905
Québec .....	50,610	9,045	33,340	4,935	530	2,050	710	5,975	44,635
Owned - Possédé .....	17,455	4,690	9,105	2,475	320	595	270	1,410	16,045
Rented - Loué .....	33,155	4,355	24,235	2,460	210	1,455	440	4,565	28,590
Richelieu .....	6,500	3,825	1,115	1,070	220	100	170	1,315	5,185
Owned - Possédé .....	3,850	2,510	470	630	--	--	100	685	3,165
Rented - Loué .....	2,650	1,315	645	440	125	--	--	630	2,020
Richmond .....	7,280	3,505	1,180	2,115	--	--	385	835	6,445
Owned - Possédé .....	4,460	2,275	640	1,290	--	--	195	560	3,900
Rented - Loué .....	2,820	1,230	540	825	--	--	190	275	2,545

TABLE 17. Occupied dwellings by tenure showing principal exterior material and state of repair, for counties and census divisions, 1951 - Continued

TABLEAU 17. Logements occupés selon le mode d'occupation, et principal matériau extérieur et état du logement, comtés et divisions de recensement, 1951 - suite

County or census division, and tenure Comté ou division de recensement et mode d'occupation	Total	Principal exterior material Principal matériau extérieur						Dwellings: Logements:	
		Wood Bois	Brick or brick vener Brique ou revêtement de brique	Imitation siding (brick, etc.) Imitation (simili- brique, etc.)	Stucco Stuc	Stone Pierre	Other Autre	In need of major repair	Not in need of major repair
								Ayant besoin de réparations importantes	N'ayant pas besoin de réparations importantes
<b>Québec - Con.-fin</b>									
Rimouski .....	3,865	5,810	680	1,565	--	--	715	2,105	6,760
Owned - Possédé .....	6,730	4,615	420	1,120	--	--	485	1,655	5,075
Rented - Loué .....	2,135	1,195	260	445	--	--	230	450	1,685
Rouville .....	4,305	2,450	645	820	110	110	170	545	3,760
Owned - Possédé .....	3,015	1,745	435	600	--	--	--	315	2,700
Rented - Loué .....	1,290	705	210	220	--	--	--	230	1,060
Saguenay .....	6,875	4,860	155	1,090	--	--	745	1,590	5,285
Owned - Possédé .....	5,340	3,770	120	785	--	--	655	1,400	3,940
Rented - Loué .....	1,535	1,090	--	305	--	--	--	190	1,345
Shefford .....	9,525	4,985	2,180	1,815	235	125	185	1,400	8,125
Owned - Possédé .....	5,280	3,100	890	1,005	135	--	--	865	4,415
Rented - Loué .....	4,245	1,885	1,290	810	100	--	115	535	3,710
Sherbrooke .....	14,105	5,785	6,085	1,690	--	175	290	1,660	12,445
Owned - Possédé .....	5,645	2,690	1,765	920	--	--	155	660	4,985
Rented - Loué .....	8,460	3,095	4,320	770	--	100	135	1,000	7,460
Soulanges .....	2,120	1,155	250	540	--	--	--	390	1,730
Owned - Possédé .....	1,615	890	190	420	--	--	--	230	1,385
Rented - Loué .....	505	265	--	120	--	--	--	160	345
Stanstead .....	7,805	5,560	820	1,190	--	--	110	1,565	6,240
Owned - Possédé .....	4,565	3,350	390	685	--	--	--	860	3,705
Rented - Loué .....	3,240	2,210	430	505	--	--	--	705	2,535
St-Hyacinthe .....	8,400	3,145	2,495	1,990	400	145	225	770	7,630
Owned - Possédé .....	3,875	1,685	840	1,040	135	--	105	395	3,480
Rented - Loué .....	4,525	1,460	1,655	950	265	--	120	375	4,150
St-Jean .....	6,175	2,700	2,080	990	--	195	155	800	5,375
Owned - Possédé .....	2,770	1,290	740	490	--	130	--	315	2,455
Rented - Loué .....	3,405	1,410	1,340	500	--	--	--	485	2,920
St-Maurice .....	19,190	4,275	9,275	4,245	570	365	460	1,825	17,365
Owned - Possédé .....	7,255	2,415	2,290	1,990	205	175	180	905	6,350
Rented - Loué .....	11,935	1,860	6,985	2,255	365	190	280	920	11,015
Témiscamingue .....	10,730	5,435	740	2,870	1,310	105	270	2,865	7,865
Owned - Possédé .....	5,910	3,305	170	1,670	505	--	180	1,925	3,985
Rented - Loué .....	4,820	2,130	570	1,200	805	--	--	940	3,880
Témiscouata .....	11,350	7,805	685	2,340	--	--	420	3,330	8,020
Owned - Possédé .....	9,260	6,470	515	1,865	--	--	325	2,735	6,525
Rented - Loué .....	2,090	1,335	170	475	--	--	--	595	1,495
Rivière-du-Loup .....	6,630	4,150	550	1,530	--	--	345	1,415	5,215
Owned - Possédé .....	5,210	3,320	390	1,200	--	--	255	1,090	4,120
Rented - Loué .....	1,420	830	160	330	--	--	--	325	1,095
Témiscouata .....	4,720	3,655	135	810	--	--	--	1,915	2,805
Owned - Possédé .....	4,050	3,150	125	665	--	--	--	1,645	2,405
Rented - Loué .....	670	505	--	145	--	--	--	270	400
Terrebonne .....	15,010	7,300	2,610	3,790	420	400	490	2,610	12,400
Owned - Possédé .....	8,785	4,690	1,090	2,265	190	250	300	1,535	7,250
Rented - Loué .....	6,225	2,610	1,520	1,525	230	150	190	1,075	5,150
Vaudreuil .....	4,075	1,755	700	960	315	190	155	370	3,705
Owned - Possédé .....	2,880	1,245	475	680	200	165	115	285	2,595
Rented - Loué .....	1,195	510	225	280	115	--	--	--	1,110
Verchères .....	3,785	1,495	650	1,065	195	240	140	780	3,005
Owned - Possédé .....	2,520	960	405	760	145	175	--	480	2,040
Rented - Loué .....	1,265	535	245	305	--	--	--	300	965
Wolfe .....	3,570	2,465	170	770	--	--	--	1,165	2,405
Owned - Possédé .....	3,020	2,090	150	645	--	--	--	1,005	2,015
Rented - Loué .....	550	375	--	125	--	--	--	160	390
Yamaska .....	3,290	2,545	265	385	--	--	--	970	2,320
Owned - Possédé .....	2,875	2,240	215	345	--	--	--	830	2,045
Rented - Loué .....	415	305	--	--	--	--	--	140	275

**TABLE 17. Occupied dwellings by tenure showing principal exterior material and state of repair, for counties and census divisions, 1951 - Continued**

**TABLEAU 17. Logements occupés selon le mode d'occupation, et principal matériau extérieur et état du logement, comtés et divisions de recensement, 1951 - suite**

County or census division, and tenure Comté ou division de recensement et mode d'occupation	Total	Principal exterior material Principal matériau extérieur						Dwellings: Logements:	
		Wood Bois	Brick or brick veneer Brique ou revêtement de brique	Imitation siding (brick, etc.) Imitation (simili- brique, etc.)	Stucco Stuc	Stone Pierre	Other Autre	In need of major repair Ayant besoin de réparations importantes	Not in need of major repair N'ayant pas besoin de réparations importantes
<b>Ontario</b> .....	<b>1,181,125</b>	<b>339,630</b>	<b>553,630</b>	<b>146,710</b>	<b>84,295</b>	<b>22,270</b>	<b>34,590</b>	<b>115,350</b>	<b>1,065,775</b>
Owned - Possédé .....	821,335	240,575	369,200	112,065	61,025	15,300	23,170	66,625	754,710
Rented - Loué .....	359,790	99,055	184,430	34,645	23,270	6,970	11,420	48,725	311,065
<b>Algoma</b> .....	15,335	5,915	3,000	4,030	1,275	185	930	2,325	13,010
Owned - Possédé .....	11,345	4,380	1,910	3,320	970	120	645	1,515	9,830
Rented - Loué .....	3,990	1,535	1,090	710	305	--	285	810	3,180
<b>Brant</b> .....	19,845	4,345	11,185	1,825	1,420	260	810	1,400	18,445
Owned - Possédé .....	13,875	3,290	7,475	1,370	1,040	190	510	675	13,200
Rented - Loué .....	5,970	1,055	3,710	455	380	--	300	725	5,245
<b>Bruce</b> .....	11,770	2,850	5,355	2,200	600	400	365	1,190	10,580
Owned - Possédé .....	9,745	2,395	4,240	1,975	490	360	285	855	8,890
Rented - Loué .....	2,025	455	1,115	225	110	--	--	335	1,690
<b>Carleton</b> .....	58,580	12,210	33,385	4,125	5,875	1,375	1,610	5,180	53,400
Owned - Possédé .....	28,125	6,960	12,650	2,610	4,120	865	920	1,485	26,640
Rented - Loué .....	30,455	5,250	20,735	1,515	1,755	510	690	3,695	26,760
<b>Cochrane</b> .....	19,415	9,250	1,025	6,370	1,540	--	1,140	3,830	15,585
Owned - Possédé .....	10,975	5,360	510	3,830	540	--	705	2,255	8,720
Rented - Loué .....	8,440	3,890	515	2,540	1,000	--	435	1,575	6,865
<b>Dufferin</b> .....	4,230	905	1,995	795	210	185	140	615	3,615
Owned - Possédé .....	3,550	740	1,605	745	175	155	130	480	3,070
Rented - Loué .....	680	165	390	--	--	--	--	135	545
<b>Dundas</b> .....	4,295	2,495	1,065	350	--	255	--	540	3,755
Owned - Possédé .....	3,300	1,940	785	295	--	190	--	330	2,970
Rented - Loué .....	995	555	280	--	--	--	--	210	785
<b>Durham</b> .....	8,620	3,250	3,395	1,285	325	155	210	1,165	7,455
Owned - Possédé .....	6,365	2,450	2,325	1,090	240	110	150	730	5,635
Rented - Loué .....	2,255	800	1,070	195	--	--	--	435	1,820
<b>Elgin</b> .....	15,330	7,025	5,390	2,085	465	--	275	1,520	13,810
Owned - Possédé .....	10,980	5,105	3,640	1,645	290	--	220	970	10,010
Rented - Loué .....	4,350	1,920	1,750	440	175	--	--	550	3,800
<b>Essex</b> .....	57,525	25,150	19,870	7,325	2,480	420	2,280	5,605	51,920
Owned - Possédé .....	37,690	16,875	12,240	5,420	1,705	310	1,140	2,705	34,985
Rented - Loué .....	19,835	8,275	7,630	1,905	775	110	1,140	2,900	16,935
<b>Frontenac</b> .....	16,010	6,420	5,140	1,860	875	1,195	520	1,895	14,115
Owned - Possédé .....	9,370	4,080	2,715	1,360	460	440	315	825	8,545
Rented - Loué .....	6,640	2,340	2,425	500	415	755	205	1,070	5,570
<b>Glengarry</b> .....	4,305	2,735	810	540	--	--	115	775	3,530
Owned - Possédé .....	3,405	2,115	665	455	--	--	--	510	2,895
Rented - Loué .....	900	620	145	--	--	--	--	265	635
<b>Grenville</b> .....	4,845	2,500	1,015	250	125	860	--	540	4,305
Owned - Possédé .....	3,430	1,760	740	210	--	560	--	325	3,105
Rented - Loué .....	1,415	740	275	--	--	300	--	215	1,200
<b>Grey</b> .....	16,565	3,125	8,295	3,145	660	700	640	2,125	14,440
Owned - Possédé .....	13,335	2,565	6,410	2,745	540	600	475	1,500	11,835
Rented - Loué .....	3,230	560	1,885	400	120	100	165	625	2,605
<b>Haldimand</b> .....	6,735	3,550	1,720	820	380	--	180	680	6,055
Owned - Possédé .....	5,135	2,765	1,275	635	265	--	130	510	4,625
Rented - Loué .....	1,600	785	445	185	115	--	--	170	1,430
<b>Haliburton</b> .....	2,050	1,130	170	555	--	--	125	285	1,765
Owned - Possédé .....	1,710	960	150	455	--	--	--	225	1,485
Rented - Loué .....	340	170	--	100	--	--	--	--	280
<b>Halton</b> .....	12,215	4,120	4,060	1,305	1,720	495	515	855	11,360
Owned - Possédé .....	9,380	3,120	3,130	1,025	1,290	400	415	455	8,925
Rented - Loué .....	2,835	1,000	930	280	430	--	100	400	2,435
<b>Hastings</b> .....	19,740	9,065	5,670	2,580	1,070	495	860	2,325	17,415
Owned - Possédé .....	12,940	6,300	3,335	1,935	665	290	415	1,240	11,700
Rented - Loué .....	6,800	2,765	2,335	645	405	205	445	1,085	5,715
<b>Huron</b> .....	13,870	3,740	5,715	2,890	615	240	670	1,245	12,625
Owned - Possédé .....	10,895	2,750	4,525	2,430	510	205	475	855	10,040
Rented - Loué .....	2,975	990	1,190	460	105	--	195	390	2,585

TABLE 17. Occupied dwellings by tenure showing principal exterior material and state of repair, for counties and census divisions, 1951 - Continued

TABLEAU 17. Logements occupés selon le mode d'occupation, et principal matériau extérieur et état du logement, comtés et divisions de recensement, 1951 - suite

County or census division, and tenure Comté ou division de recensement et mode d'occupation	Total	Principal exterior material Principal matériau extérieur						Dwellings: Logements:	
		Wood Bois	Brick or brick vener Brique ou revêtement de brique	Imitation siding (brick, etc.) Imitation (simili- brique, etc.)	Stucco Stuc	Stone Pierre	Other Autre	In need of major repair Ayant besoin de réparations importantes	Not in need of major repair N'ayant pas besoin de réparations importantes
<b>Ontario - Con. - suite</b>									
Kenora .....	10,205	6,915	625	1,510	505	--	620	1,435	8,770
Owned - Possédé .....	6,660	4,600	375	1,010	300	--	370	895	5,765
Rented - Loué .....	3,545	2,315	250	500	205	--	250	540	3,005
Kenora .....	22,180	12,700	5,585	2,970	330	105	490	2,675	19,505
Owned - Possédé .....	15,270	8,790	3,720	2,015	265	--	390	1,555	13,715
Rented - Loué .....	6,910	3,910	1,865	955	--	--	100	1,120	5,790
Lambton .....	20,610	12,080	4,480	2,795	450	135	670	2,475	18,135
Owned - Possédé .....	15,835	9,420	3,355	2,140	355	100	465	1,725	14,110
Rented - Loué .....	4,775	2,660	1,125	655	--	--	205	750	4,025
Lanark .....	9,675	4,265	3,005	1,185	295	675	250	1,270	8,405
Owned - Possédé .....	7,095	3,305	2,085	950	205	380	170	815	6,280
Rented - Loué .....	2,580	960	920	235	--	295	--	455	2,125
Leeds .....	10,295	5,210	2,335	1,005	575	915	255	1,070	9,225
Owned - Possédé .....	6,975	3,855	1,365	740	325	555	135	545	6,430
Rented - Loué .....	3,320	1,355	970	265	250	360	120	525	2,795
Lennox & Addington .....	5,440	3,230	1,040	400	505	195	--	520	4,920
Owned - Possédé .....	4,235	2,490	790	350	410	150	--	345	3,890
Rented - Loué .....	1,205	740	250	--	--	--	--	175	1,030
Lincoln .....	24,300	8,770	4,415	2,270	7,790	375	680	1,975	22,325
Owned - Possédé .....	16,845	5,725	2,760	1,795	5,870	230	465	975	15,870
Rented - Loué .....	7,455	3,045	1,655	475	1,920	145	215	1,000	6,455
Manitowlin .....	2,805	1,660	--	710	160	--	155	755	2,050
Owned - Possédé .....	2,430	1,445	--	615	130	--	140	595	1,835
Rented - Loué .....	375	215	--	--	--	--	--	160	215
Middlesex .....	44,090	11,310	23,735	4,915	2,880	205	1,045	3,420	40,670
Owned - Possédé .....	30,425	8,335	15,145	3,970	2,030	130	815	1,865	28,560
Rented - Loué .....	13,665	2,975	8,590	945	850	--	230	1,555	12,110
Muskoka .....	6,860	4,330	895	1,270	120	--	170	920	5,940
Owned - Possédé .....	5,480	3,460	660	1,065	--	--	150	655	4,825
Rented - Loué .....	1,380	870	235	205	--	--	--	265	1,115
Nipissing .....	11,485	4,990	2,700	2,520	310	130	835	2,435	9,050
Owned - Possédé .....	8,375	3,680	1,655	2,025	255	120	640	1,655	6,720
Rented - Loué .....	3,110	1,310	1,045	495	--	--	195	780	2,330
Norfolk .....	11,785	6,040	2,810	1,850	670	120	295	1,250	10,535
Owned - Possédé .....	8,215	4,165	2,025	1,320	390	--	235	570	7,545
Rented - Loué .....	3,570	1,875	785	530	280	--	--	680	2,990
Northumberland .....	9,495	3,875	3,555	940	645	220	260	1,020	8,475
Owned - Possédé .....	6,955	3,005	2,435	760	395	200	160	680	6,275
Rented - Loué .....	2,540	870	1,120	180	250	--	100	340	2,200
Ontario .....	23,005	7,015	9,710	3,055	1,755	425	1,045	2,470	20,535
Owned - Possédé .....	16,485	4,780	7,165	2,435	1,255	320	530	1,445	15,040
Rented - Loué .....	6,520	2,235	2,545	620	500	105	515	1,025	5,495
Oxford .....	16,440	4,850	6,870	2,320	1,655	350	395	1,510	14,930
Owned - Possédé .....	11,660	3,585	4,530	1,870	1,170	285	220	810	10,850
Rented - Loué .....	4,780	1,265	2,340	450	485	--	175	700	4,080
Parry Sound .....	7,255	4,225	580	2,050	--	--	275	1,610	5,645
Owned - Possédé .....	5,795	3,360	405	1,730	--	--	195	1,230	4,565
Rented - Loué .....	1,460	865	175	320	--	--	--	380	1,080
Peel .....	14,505	4,395	4,895	2,135	2,065	435	580	1,030	13,475
Owned - Possédé .....	10,515	2,905	3,660	1,510	1,645	375	420	600	9,915
Rented - Loué .....	3,990	1,490	1,235	625	420	--	160	430	3,560
Perth .....	14,740	2,810	8,620	2,155	280	415	460	1,235	13,505
Owned - Possédé .....	11,430	2,100	6,690	1,785	215	325	315	910	10,520
Rented - Loué .....	3,310	710	1,930	370	--	--	145	325	2,985
Peterborough .....	15,985	4,965	8,510	1,360	370	180	600	1,940	14,045
Owned - Possédé .....	11,265	3,810	5,650	1,075	230	130	370	1,090	10,175
Rented - Loué .....	4,720	1,155	2,860	285	140	--	230	850	3,870
Prescott .....	5,590	3,005	965	965	--	220	210	1,695	3,895
Owned - Possédé .....	4,245	2,240	845	780	--	160	180	1,220	3,025
Rented - Loué .....	1,345	765	300	185	--	--	--	475	870

**TABLE 17. Occupied dwellings by tenure showing principal exterior material and state of repair, for counties and census divisions, 1951 - Continued**

**TABLEAU 17. Logements occupés selon le mode d'occupation, et principal matériau extérieur et état du logement, comtés et divisions de recensement, 1951 - suite**

County or census division, and tenure Comté ou division de recensement et mode d'occupation	Total	Principal exterior material Principal matériau extérieur						Dwellings: Logements:	
		Wood Bois	Brick or brick vener Brique ou revêtement de brique	Imitation siding (brick, etc.) Imitation (simill- brique, etc.)	Stucco Stuc	Stone Pierre	Other Autre	In need of major repair Ayant besoin de réparations importantes	Not in need of major repair N'ayant pas besoin de réparations importantes
<b>Ontario - Con.-fin</b>									
Prince Edward .....	5,310	2,920	1,330	730	115	150	--	630	4,680
Owned - Possédé .....	3,740	2,170	935	410	--	120	--	390	3,350
Rented - Loué .....	1,570	750	395	320	--	--	--	240	1,330
Rainy River .....	5,740	3,360	265	1,515	245	--	335	850	4,890
Owned - Possédé .....	4,590	2,725	150	1,225	175	--	295	640	3,950
Rented - Loué .....	1,150	635	115	290	--	--	--	210	940
Renfrew .....	15,655	5,965	4,080	3,085	1,200	245	1,080	2,255	13,400
Owned - Possédé .....	11,680	4,385	3,095	2,550	950	165	535	1,600	10,080
Rented - Loué .....	3,975	1,580	985	535	250	--	545	655	3,320
Russell .....	3,825	2,070	485	990	--	--	160	1,145	2,680
Owned - Possédé .....	3,115	1,685	390	825	--	--	130	905	2,210
Rented - Loué .....	710	385	--	165	--	--	--	240	470
Simcoe .....	27,390	7,370	10,915	4,125	2,850	470	1,660	3,140	24,250
Owned - Possédé .....	20,560	5,455	7,970	3,405	2,205	385	1,140	2,135	18,425
Rented - Loué .....	6,830	1,915	2,945	720	645	--	520	1,005	5,825
Stormont .....	11,705	5,995	2,245	2,635	130	290	410	1,275	10,430
Owned - Possédé .....	6,510	3,545	1,040	1,445	--	155	270	695	5,815
Rented - Loué .....	5,195	2,450	1,205	1,190	--	135	140	580	4,615
Sudbury .....	24,340	8,040	5,220	7,500	2,790	125	665	3,980	20,360
Owned - Possédé .....	14,050	4,635	2,205	4,890	1,840	--	420	2,340	11,710
Rented - Loué .....	10,290	3,405	3,015	2,610	950	--	245	1,640	8,650
Thunder Bay .....	26,860	14,065	4,420	4,340	3,050	150	835	3,985	22,875
Owned - Possédé .....	19,020	9,995	2,685	3,255	2,510	--	510	2,475	16,545
Rented - Loué .....	7,840	4,070	1,735	1,085	540	--	325	1,510	6,330
Timiskaming .....	12,730	6,035	960	3,765	1,105	--	790	2,095	10,635
Owned - Possédé .....	7,660	3,955	360	2,290	485	--	520	1,340	6,320
Rented - Loué .....	5,070	2,080	600	1,475	620	--	270	755	4,315
Victoria .....	7,830	2,545	3,530	1,245	170	--	255	1,010	6,820
Owned - Possédé .....	6,120	2,050	2,575	1,065	130	--	235	730	5,390
Rented - Loué .....	1,710	495	955	180	--	--	--	280	1,430
Waterloo .....	32,600	2,765	21,180	2,610	3,210	1,590	1,245	2,350	30,250
Owned - Possédé .....	23,180	1,975	15,165	1,945	2,170	1,010	915	1,120	22,060
Rented - Loué .....	9,420	790	6,015	665	1,040	580	330	1,230	8,190
Welland .....	32,345	11,390	7,155	4,895	7,500	370	1,035	2,490	29,855
Owned - Possédé .....	23,010	8,045	5,010	3,740	5,285	260	670	1,395	21,615
Rented - Loué .....	9,335	3,345	2,145	1,155	2,215	110	365	1,095	8,240
Wellington .....	17,765	1,865	9,085	2,065	1,565	2,280	905	1,625	16,140
Owned - Possédé .....	13,050	1,410	6,845	1,690	1,125	1,440	540	1,045	12,005
Rented - Loué .....	4,715	455	2,240	375	440	840	365	580	4,135
Wentworth .....	70,070	14,415	41,980	6,800	4,660	1,055	1,160	4,340	65,730
Owned - Possédé .....	47,735	10,030	27,120	5,455	3,720	595	815	2,265	45,470
Rented - Loué .....	22,335	4,385	14,860	1,345	940	460	345	2,075	20,260
York .....	288,935	24,410	226,945	17,695	14,435	2,380	3,070	17,375	271,560
Owned - Possédé .....	205,575	17,550	157,970	14,385	11,175	2,000	2,495	8,825	196,750
Rented - Loué .....	83,360	6,860	68,975	3,310	3,260	380	575	8,550	74,810
<b>Manitoba</b>									
Owned - Possédé .....	202,400	132,320	23,400	13,355	28,205	805	4,315	27,440	174,960
Rented - Loué .....	144,645	100,700	7,980	10,105	22,610	530	2,720	19,585	125,060
Division No. 1 .....	57,755	31,620	15,420	3,250	5,595	275	1,595	7,855	49,900
Division No. 1 .....	5,380	4,345	100	410	275	--	250	1,795	3,585
Owned - Possédé .....	4,735	3,845	--	370	240	--	190	1,535	3,200
Rented - Loué .....	645	500	--	--	--	--	--	260	385
Division No. 2 .....	8,955	7,620	360	455	325	--	170	2,000	6,955
Owned - Possédé .....	7,630	6,455	315	390	310	--	145	1,560	6,070
Rented - Loué .....	1,325	1,165	--	--	--	--	--	440	885
Division No. 3 .....	6,030	4,520	500	740	130	--	--	695	5,335
Owned - Possédé .....	4,685	3,445	400	610	115	--	--	455	4,230
Rented - Loué .....	1,345	1,075	100	130	--	--	--	240	1,105
Division No. 4 .....	4,230	3,185	415	430	--	--	--	680	3,550
Owned - Possédé .....	3,165	2,365	280	380	--	--	--	495	2,670
Rented - Loué .....	1,065	820	135	--	--	--	--	185	880

TABLE 17. Occupied dwellings by tenure showing principal exterior material and state of repair, for counties and census divisions, 1951 - Continued

TABLEAU 17. Logements occupés selon le mode d'occupation, et principal matériau extérieur et état du logement, comtés et divisions de recensement, 1951 - suite

County or census division, and tenure Comté ou division de recensement et mode d'occupation	Total	Principal exterior material Principal matériau extérieur						Dwellings: Logements:	
		Wood Bois	Brick or brick veneer Brique ou revêtement de brique	Imitation siding (brick, etc.) Imitation ou (simili- brique, etc.)	Stucco Stuc	Stone Pierre	Other Autre	In need of major repair Ayant besoin de réparations importantes	Not in need of major repair N'ayant pas besoin de réparations importantes
<b>Manitoba - Con.-fin</b>									
Division No. 5	13,900	10,070	420	1,110	2,130	--	160	2,210	11,690
Owned - Possédé	11,495	8,490	285	840	1,755	--	115	1,700	9,795
Rented - Loué	2,405	1,580	135	270	375	--	--	510	1,895
Division No. 6	88,090	47,640	16,560	4,895	17,650	275	1,070	7,480	80,610
Owned - Possédé	52,400	31,480	3,325	3,225	13,890	145	335	3,840	48,560
Rented - Loué	35,690	16,160	13,235	1,670	3,760	130	735	3,640	32,050
Division No. 7	10,740	7,060	1,520	785	1,200	--	130	1,470	9,270
Owned - Possédé	7,370	5,130	725	545	910	--	--	1,060	6,310
Rented - Loué	3,370	1,930	795	240	290	--	--	410	2,960
Division No. 8	5,435	4,080	750	315	165	--	--	570	4,865
Owned - Possédé	4,060	3,090	490	270	130	--	--	405	3,655
Rented - Loué	1,375	990	260	--	--	--	--	165	1,210
Division No. 9	15,240	9,830	570	995	3,460	--	310	1,540	13,700
Owned - Possédé	12,415	8,035	385	660	3,105	--	175	1,205	11,210
Rented - Loué	2,825	1,795	185	335	355	--	135	335	2,490
Division No. 10	5,040	3,935	410	405	230	--	--	1,125	3,915
Owned - Possédé	4,250	3,330	300	385	180	--	--	960	3,290
Rented - Loué	790	605	110	--	--	--	--	165	625
Division No. 11	7,030	5,285	495	745	250	--	180	1,040	5,990
Owned - Possédé	5,610	4,170	380	665	205	--	140	770	4,840
Rented - Loué	1,420	1,115	115	--	--	--	--	270	1,150
Division No. 12	5,640	4,245	200	485	520	--	160	1,555	4,085
Owned - Possédé	4,995	3,695	200	445	485	--	145	1,390	3,605
Rented - Loué	645	550	--	--	--	--	--	165	480
Division No. 13	6,320	4,760	315	350	570	--	305	1,410	4,910
Owned - Possédé	5,500	4,200	190	315	490	--	290	1,205	4,295
Rented - Loué	820	560	125	--	--	--	--	205	615
Division No. 14	6,185	5,220	325	225	135	--	275	1,670	4,515
Owned - Possédé	5,225	4,430	275	205	--	--	215	1,365	3,860
Rented - Loué	960	790	--	--	--	--	--	305	655
Division No. 15	3,210	2,735	--	205	120	--	--	560	2,650
Owned - Possédé	2,820	2,435	--	165	--	--	--	480	2,340
Rented - Loué	390	300	--	--	--	--	--	80	310
Division No. 16	10,975	7,790	370	805	990	--	995	1,640	9,335
Owned - Possédé	8,290	6,105	265	635	565	--	700	1,160	7,130
Rented - Loué	2,685	1,685	105	170	425	--	295	480	2,205
<b>Saskatchewan</b>	<b>221,455</b>	<b>159,810</b>	<b>15,470</b>	<b>13,035</b>	<b>26,440</b>	<b>800</b>	<b>5,900</b>	<b>45,325</b>	<b>176,130</b>
Owned - Possédé	164,800	122,575	7,135	10,400	19,750	495	4,445	33,610	131,190
Rented - Loué	56,655	37,235	8,335	2,635	6,690	305	1,455	11,715	44,940
Division No. 1	9,475	6,775	770	1,160	560	110	100	1,515	7,960
Owned - Possédé	7,205	5,105	540	970	435	--	--	1,080	6,125
Rented - Loué	2,270	1,670	230	190	125	--	--	435	1,835
Division No. 2	8,700	7,035	470	375	725	--	--	2,055	6,645
Owned - Possédé	6,080	4,930	290	290	510	--	--	1,415	4,665
Rented - Loué	2,620	2,105	180	--	215	--	--	640	1,980
Division No. 3	8,175	6,870	265	370	595	--	--	1,860	6,315
Owned - Possédé	6,165	5,205	190	285	435	--	--	1,330	4,835
Rented - Loué	2,010	1,665	--	--	160	--	--	530	1,480
Division No. 4	5,005	4,075	215	230	420	--	--	1,070	3,935
Owned - Possédé	3,845	3,180	120	180	340	--	--	780	3,065
Rented - Loué	1,160	895	--	--	--	--	--	290	870
Division No. 5	12,950	8,960	1,015	1,295	1,180	175	325	3,030	9,920
Owned - Possédé	10,470	7,260	800	1,145	930	115	220	2,190	8,280
Rented - Loué	2,480	1,700	215	150	250	--	105	840	1,640
Division No. 6	30,535	16,790	4,450	1,545	6,710	235	805	4,605	25,930
Owned - Possédé	19,735	11,710	1,240	1,100	5,095	135	455	2,745	16,990
Rented - Loué	10,800	5,080	3,210	445	1,615	100	350	1,860	8,940
Division No. 7	14,620	10,775	1,520	725	1,405	--	165	2,605	12,015
Owned - Possédé	9,620	7,640	445	485	965	--	--	1,715	7,905
Rented - Loué	5,000	3,135	1,075	240	440	--	--	890	4,110

TABLE 17. Occupied dwellings by tenure showing principal exterior material and state of repair, for counties and census divisions, 1951 - Continued

TABLEAU 17. Logements occupés selon le mode d'occupation, et principal matériau extérieur et état du logement, comtés et divisions de recensement, 1951 - suite.

County or census division, and tenure Comté ou division de recensement et mode d'occupation	Total	Principal exterior material Principal matériau extérieur						Dwellings: Logements:	
		Wood Bois	Brick or brick vener Brique ou revêtement de brique	Imitation siding (brick, etc.) Imitation (simili- brique, etc.)	Stucco Stuc	Stone Pierre	Other Autre	In need of major repair Ayant besoin de réparations importantes	Not in need of major repair N'ayant pas besoin de réparations importantes
<b>Saskatchewan - Con.-fin</b>									
Division No. 8 .....	10,230	7,450	695	345	1,590	--	120	1,790	8,440
Owned - Possédé .....	7,205	5,365	315	285	1,145	--	--	1,200	6,005
Rented - Loué .....	3,025	2,085	380	--	445	--	--	590	2,435
Division No. 9 .....	14,275	10,870	690	865	760	--	1,055	3,435	10,840
Owned - Possédé .....	11,575	8,885	420	705	590	--	945	2,745	8,830
Rented - Loué .....	2,700	1,985	270	160	170	--	110	690	2,010
Division No. 10 .....	9,580	6,580	425	975	985	--	595	2,095	7,485
Owned - Possédé .....	8,045	5,520	350	855	795	--	515	1,750	6,295
Rented - Loué .....	1,535	1,060	--	120	190	--	--	345	1,190
Division No. 11 .....	23,525	14,910	2,030	1,095	4,965	--	480	3,015	20,510
Owned - Possédé .....	16,005	10,880	565	685	3,580	--	285	2,010	13,995
Rented - Loué .....	7,520	4,030	1,465	410	1,385	--	195	1,005	6,515
Division No. 12 .....	7,795	6,255	275	275	840	--	135	1,905	5,890
Owned - Possédé .....	5,725	4,580	180	260	630	--	--	1,325	4,400
Rented - Loué .....	2,070	1,675	--	--	210	--	--	580	1,490
Division No. 13 .....	8,205	6,665	250	230	945	--	105	1,975	6,230
Owned - Possédé .....	6,135	4,915	200	195	765	--	--	1,450	4,685
Rented - Loué .....	2,070	1,750	--	--	180	--	--	525	1,545
Division No. 14 .....	16,360	13,200	500	1,330	920	--	380	3,715	12,645
Owned - Possédé .....	13,350	10,815	390	1,095	685	--	345	3,160	10,190
Rented - Loué .....	3,010	2,385	110	235	235	--	--	555	2,455
Division No. 15 .....	19,670	14,295	1,180	1,330	2,065	--	795	3,815	15,855
Owned - Possédé .....	15,630	11,745	580	1,100	1,510	--	695	3,065	12,565
Rented - Loué .....	4,040	2,550	600	230	555	--	100	750	3,290
Division No. 16 .....	11,250	8,620	405	460	1,275	--	480	3,045	8,205
Owned - Possédé .....	8,865	6,850	240	410	940	--	415	2,530	6,335
Rented - Loué .....	2,385	1,770	165	--	335	--	--	515	1,870
Division No. 17 .....	7,770	6,695	155	355	445	--	110	2,335	5,435
Owned - Possédé .....	6,330	5,450	135	300	355	--	--	1,810	4,520
Rented - Loué .....	1,440	1,245	--	--	--	--	--	525	915
Division No. 18 .....	3,335	2,990	160	--	--	--	--	1,460	1,875
Owned - Possédé .....	2,815	2,540	135	--	--	--	--	1,310	1,505
Rented - Loué .....	520	450	--	--	--	--	--	150	370
<b>Alberta .....</b>	<b>250,750</b>	<b>173,795</b>	<b>12,465</b>	<b>7,895</b>	<b>50,710</b>	<b>485</b>	<b>5,400</b>	<b>48,205</b>	<b>202,545</b>
Owned - Possédé .....	179,055	126,870	4,770	6,260	36,945	295	3,915	33,925	145,130
Rented - Loué .....	71,695	46,925	7,695	1,635	13,765	190	1,485	14,280	57,415
Division No. 1 .....	9,905	6,240	740	740	2,080	--	100	1,470	8,435
Owned - Possédé .....	6,555	4,135	315	540	1,495	--	--	805	5,750
Rented - Loué .....	3,350	2,105	425	200	585	--	--	665	2,685
Division No. 2 .....	18,645	11,895	975	1,040	4,115	--	525	3,275	15,370
Owned - Possédé .....	12,650	7,975	470	850	2,885	--	410	1,905	10,745
Rented - Loué .....	5,995	3,920	505	190	1,230	--	115	1,370	4,625
Division No. 3 .....	4,625	3,825	210	165	340	--	--	995	3,630
Owned - Possédé .....	3,295	2,785	140	115	210	--	--	725	2,570
Rented - Loué .....	1,330	1,040	--	--	130	--	--	270	1,060
Division No. 4 .....	7,960	6,385	255	265	975	--	--	1,265	6,095
Owned - Possédé .....	5,635	4,440	165	180	785	--	--	790	4,845
Rented - Loué .....	2,325	1,945	--	--	190	--	--	475	1,850
Division No. 5 .....	4,835	3,795	--	140	795	--	--	990	3,845
Owned - Possédé .....	3,725	2,940	--	--	595	--	--	720	3,005
Rented - Loué .....	1,110	855	--	--	200	--	--	270	840
Division No. 6 .....	55,095	32,190	4,765	1,255	15,925	120	840	5,745	49,350
Owned - Possédé .....	35,010	20,920	1,045	960	11,400	--	620	3,095	31,915
Rented - Loué .....	20,085	11,270	3,720	295	4,525	--	220	2,650	17,435
Division No. 7 .....	8,115	6,525	200	210	1,075	--	--	1,620	6,495
Owned - Possédé .....	6,330	5,085	155	195	820	--	--	1,175	5,155
Rented - Loué .....	1,785	1,440	--	--	255	--	--	445	1,340
Division No. 8 .....	19,225	14,710	555	580	3,040	--	305	4,235	14,990
Owned - Possédé .....	14,435	11,040	345	405	2,395	--	235	3,105	11,330
Rented - Loué .....	4,790	3,670	210	175	645	--	--	1,130	3,660



TABLE 17. Occupied dwellings by tenure showing principal exterior material and state of repair, for counties and census divisions, 1951 - Concluded

TABLEAU 17. Logements occupés selon le mode d'occupation, et principal matériau extérieur et état du logement, comtés et divisions de recensement, 1951 - fin

County or census division, and tenure Comté ou division de recensement et mode d'occupation	Total	Principal exterior material Principal matériau extérieur						Dwellings: Logements:	
		Wood Bois	Brick or brick veneer Brique ou revêtement de brique	Imitation siding (brick, etc.) Imitation (simili- brique, etc.)	Stucco Stuc	Stone Pierre	Other Autre	In need of major repair	Not in need of major repair
								Ayant besoin de réparations importantes	N'ayant pas besoin de réparations importantes
<b>Alberta - Con.-fin</b>									
Division No. 9 .....	8,780	7,250	160	365	830	--	150	2,240	6,540
Owned - Possédé .....	6,880	5,590	125	345	680	--	125	1,860	5,020
Rented - Loué .....	1,900	1,660	--	--	150	--	--	380	1,520
Division No. 10 .....	13,095	9,765	275	500	1,870	--	655	3,460	9,635
Owned - Possédé .....	11,015	8,235	220	445	1,560	--	525	2,870	8,145
Rented - Loué .....	2,080	1,530	--	--	310	--	130	590	1,490
Division No. 11 .....	59,550	36,960	3,465	1,175	16,675	--	1,180	9,520	50,030
Owned - Possédé .....	39,650	25,505	1,040	855	11,620	--	595	5,905	33,745
Rented - Loué .....	19,900	11,455	2,425	320	5,055	--	585	3,615	16,285
Division No. 12 .....	4,940	4,510	--	120	185	--	--	1,565	3,375
Owned - Possédé .....	3,605	3,295	--	110	120	--	--	1,105	2,500
Rented - Loué .....	1,335	1,215	--	--	--	--	--	460	875
Division No. 13 .....	7,015	5,540	145	285	760	--	280	2,435	4,580
Owned - Possédé .....	6,120	4,870	130	230	645	--	240	2,070	4,050
Rented - Loué .....	895	670	--	--	115	--	--	365	530
Division No. 14 .....	12,080	9,920	300	395	1,090	--	365	3,825	8,255
Owned - Possédé .....	10,440	8,500	280	360	980	--	310	3,275	7,165
Rented - Loué .....	1,640	1,420	--	--	110	--	--	550	1,090
Division No. 15 .....	5,430	4,430	--	245	435	--	255	1,835	3,595
Owned - Possédé .....	4,295	3,510	--	220	305	--	210	1,435	2,860
Rented - Loué .....	1,135	920	--	--	130	--	--	400	735
Division No. 16 .....	8,915	7,495	180	370	465	--	395	2,695	6,220
Owned - Possédé .....	7,245	6,040	145	310	400	--	340	2,165	5,080
Rented - Loué .....	1,670	1,455	--	--	--	--	--	530	1,140
Division No. 17 .....	2,540	2,360	--	--	--	--	--	1,035	1,505
Owned - Possédé .....	2,170	2,005	--	--	--	--	--	920	1,250
Rented - Loué .....	370	355	--	--	--	--	--	115	255
<b>British Columbia</b>	<b>337,780</b>	<b>234,745</b>	<b>7,990</b>	<b>7,630</b>	<b>81,625</b>	<b>1,085</b>	<b>4,705</b>	<b>33,530</b>	<b>304,250</b>
Owned - Possédé .....	235,160	162,295	2,010	5,910	61,075	505	3,365	19,985	215,175
Rented - Loué .....	102,620	72,450	5,980	1,720	20,550	580	1,340	13,545	89,075
Division No. 1 .....	7,700	6,215	205	220	940	--	--	1,785	5,915
Owned - Possédé .....	5,235	4,150	--	170	730	--	--	975	4,260
Rented - Loué .....	2,465	2,065	115	--	210	--	--	810	1,655
Division No. 2 .....	17,125	11,310	475	715	4,095	100	430	2,910	14,215
Owned - Possédé .....	11,615	7,495	255	555	2,965	--	320	1,485	10,130
Rented - Loué .....	5,510	3,815	220	160	1,130	--	110	1,425	4,085
Division No. 3 .....	22,455	13,480	440	480	7,530	105	420	2,285	20,170
Owned - Possédé .....	15,960	9,405	245	320	5,635	--	290	1,415	14,545
Rented - Loué .....	6,495	4,075	195	160	1,895	--	130	870	5,625
Division No. 4 .....	189,320	125,830	5,240	4,005	51,635	550	2,060	13,735	175,585
Owned - Possédé .....	132,885	88,590	925	3,175	38,565	225	1,405	7,985	124,900
Rented - Loué .....	56,435	37,240	4,315	830	13,070	325	655	5,750	50,685
Division No. 5 .....	64,305	45,700	1,330	1,245	15,340	220	470	5,200	59,105
Owned - Possédé .....	45,160	31,705	305	945	11,740	100	365	3,195	41,965
Rented - Loué .....	19,145	13,995	1,025	300	3,600	120	105	2,005	17,140
Division No. 6 .....	12,035	10,080	190	245	1,090	--	390	2,740	9,295
Owned - Possédé .....	7,765	6,380	105	165	820	--	260	1,580	6,185
Rented - Loué .....	4,270	3,700	--	--	270	--	130	1,160	3,110
Division No. 7 .....	4,775	4,365	--	--	270	--	--	585	4,190
Owned - Possédé .....	2,690	2,370	--	--	205	--	--	400	2,290
Rented - Loué .....	2,085	1,995	--	--	--	--	--	185	1,900
Division No. 8 .....	10,975	9,320	--	490	425	--	690	2,060	8,915
Owned - Possédé .....	7,455	6,235	--	395	260	--	525	1,400	6,055
Rented - Loué .....	3,520	3,085	--	--	165	--	165	660	2,860
Division No. 9 .....	4,995	4,755	--	--	--	--	--	1,340	3,655
Owned - Possédé .....	3,430	3,300	--	--	--	--	--	955	2,475
Rented - Loué .....	1,565	1,455	--	--	--	--	--	385	1,180
Division No. 10 .....	4,095	3,690	--	--	210	--	--	890	3,205
Owned - Possédé .....	2,965	2,665	--	--	130	--	--	595	2,370
Rented - Loué .....	1,130	1,025	--	--	--	--	--	295	835

**TABLE 18. Occupied dwellings by tenure showing principal exterior material and state of repair, for incorporated cities, towns, and villages of 10,000 population and over, 1951**  
**TABLEAU 18. Logements occupés selon le mode d'occupation, et principal matériau extérieur et état du logement, cités, villes et villages constitués de 10,000 et plus, 1951**

City, town or village, and tenure Cité, ville ou village et mode d'occupation	Total	Principal exterior material Principal matériau extérieur						Dwellings: Logements:	
		Wood Bois	Brick or brick veneer Brique ou revêtement de brique	Imitation siding (brick, etc.) Imitation (simili- brique, etc.)	Stucco Stuc	Stone Pierre	Other Autre	In need of major repair Ayant besoin de réparations importantes	Not in need of major repair N'ayant pas besoin de réparations importantes
<b>Newfoundland</b>									
St. John's .....	10,570	10,030	165	--	--	145	130	880	9,690
Owned - Possédé .....	6,520	6,405	--	--	--	--	--	240	6,280
Rented - Loué .....	4,050	3,625	120	--	--	120	125	640	3,410
<b>Prince Edward Island</b>									
Charlottetown .....	3,515	3,245	115	120	--	--	--	375	3,140
Owned - Possédé .....	1,595	1,505	--	--	--	--	--	100	1,495
Rented - Loué .....	1,920	1,740	--	--	--	--	--	275	1,645
<b>Nova Scotia</b>									
Dartmouth .....	3,450	2,920	--	235	--	--	245	410	3,040
Owned - Possédé .....	2,020	1,885	--	--	--	--	--	115	1,905
Rented - Loué .....	1,430	1,035	--	200	--	--	160	295	1,135
Glace Bay .....	5,325	5,190	--	--	--	--	--	430	4,895
Owned - Possédé .....	4,220	4,130	--	--	--	--	--	240	3,980
Rented - Loué .....	1,105	1,060	--	--	--	--	--	190	915
Halifax .....	18,710	16,265	725	160	170	480	910	2,490	16,220
Owned - Possédé .....	8,785	7,470	175	--	--	260	720	375	8,410
Rented - Loué .....	9,925	8,795	550	--	100	220	190	2,115	7,810
New Waterford .....	2,090	2,065	--	--	--	--	--	140	1,950
Owned - Possédé .....	1,625	1,610	--	--	--	--	--	105	1,520
Rented - Loué .....	465	455	--	--	--	--	--	--	430
Sydney .....	6,325	5,925	180	165	--	--	--	790	5,535
Owned - Possédé .....	4,350	4,145	--	105	--	--	--	405	3,945
Rented - Loué .....	1,975	1,780	105	--	--	--	--	385	1,590
Truro .....	2,810	2,525	105	140	--	--	--	225	2,585
Owned - Possédé .....	1,705	1,575	--	--	--	--	--	135	1,570
Rented - Loué .....	1,105	950	--	--	--	--	--	--	1,015
<b>New Brunswick</b>									
Edmundston .....	2,180	1,220	195	610	--	--	--	425	1,755
Owned - Possédé .....	1,165	635	100	350	--	--	--	215	950
Rented - Loué .....	1,015	585	--	260	--	--	--	210	805
Fredericton .....	4,255	3,585	210	115	--	--	275	340	3,915
Owned - Possédé .....	1,985	1,675	--	--	--	--	150	105	1,880
Rented - Loué .....	2,270	1,910	140	--	--	--	125	235	2,035
Moncton .....	6,595	5,275	675	455	--	--	115	935	5,660
Owned - Possédé .....	2,890	2,375	240	220	--	--	--	235	2,655
Rented - Loué .....	3,705	2,900	435	235	--	--	--	700	3,005
Saint John .....	13,180	11,250	1,540	110	--	155	--	2,180	11,000
Owned - Possédé .....	2,910	2,525	305	--	--	--	--	210	2,700
Rented - Loué .....	10,270	8,725	1,235	--	--	115	--	1,970	8,300
<b>Québec</b>									
Arvida .....	1,910	1,155	355	--	--	--	320	--	1,855
Owned - Possédé .....	385	250	--	--	--	--	--	--	380
Rented - Loué .....	1,525	905	280	--	--	--	310	--	1,475
Cap-de-la-Madeleine .....	3,795	825	725	1,915	--	--	215	225	3,570
Owned - Possédé .....	1,945	440	300	975	--	--	145	100	1,845
Rented - Loué .....	1,850	385	425	940	--	--	--	125	1,725

TABLE 18. Occupied dwellings by tenure showing principal exterior material and state of repair, for incorporated cities, towns, and villages of 10,000 population and over, 1951 - Continued

TABLEAU 18. Logements occupés selon le mode d'occupation, et principal matériau extérieur et état du logement, cités, villes et villages constitués de 10,000 et plus, 1951 - suite

City, town or village, and tenure Cité, ville ou village et mode d'occupation	Total	Principal exterior material Principal matériau extérieur						Dwellings: Logements:	
		Wood Bois	Brick or brick veneer Brique ou revêtement de brique	Imitation siding (brick, etc.) Imitation (simili- brique, etc.)	Stucco Stuc	Stone Pierre	Other Autre	In need of major repair	Not in need of major repair
								Ayant besoin de réparations importantes	N'ayant pas besoin de réparations importantes
<b>Québec - Con.-suite</b>									
Chicoutimi.....	3, 875	1, 630	845	1, 015	--	--	240	730	3, 145
Owned - Possédé.....	1, 625	710	320	420	--	--	--	275	1, 350
Rented - Loué.....	2, 250	920	525	595	--	--	150	455	1, 795
Drummondville.....	3, 160	405	1, 880	460	115	--	220	290	2, 870
Owned - Possédé.....	1, 020	165	550	125	--	--	--	--	940
Rented - Loué.....	2, 140	240	1, 330	335	--	--	150	210	1, 930
Granby.....	4, 990	1, 935	1, 615	1, 090	150	--	135	390	4, 600
Owned - Possédé.....	1, 960	830	530	445	--	--	--	115	1, 845
Rented - Loué.....	3, 030	1, 105	1, 085	645	--	--	--	275	2, 755
Grand' Mère.....	2, 390	805	745	500	145	--	115	445	1, 945
Owned - Possédé.....	955	310	270	230	--	--	--	120	835
Rented - Loué.....	1, 435	495	475	270	--	--	--	325	1, 110
Hull.....	9, 325	4, 130	2, 125	1, 625	610	145	690	1, 220	8, 105
Owned - Possédé.....	4, 175	1, 825	850	780	310	--	365	570	3, 605
Rented - Loué.....	5, 150	2, 305	1, 275	845	300	100	325	650	4, 500
Jacques-Cartier.....	4, 780	740	160	3, 130	--	--	610	1, 625	3, 155
Owned - Possédé.....	3, 285	560	100	2, 115	--	--	430	1, 145	2, 140
Rented - Loué.....	1, 495	180	--	1, 015	--	--	180	480	1, 015
Joliette.....	3, 250	895	1, 510	650	--	--	130	435	2, 815
Owned - Possédé.....	1, 030	285	440	230	--	--	--	--	955
Rented - Loué.....	2, 220	610	1, 070	420	--	--	--	360	1, 860
Jonquières.....	3, 755	2, 350	365	725	--	--	275	885	2, 870
Owned - Possédé.....	1, 640	1, 045	160	290	--	--	135	280	1, 360
Rented - Loué.....	2, 115	1, 305	205	435	--	--	140	605	1, 510
Lachine.....	6, 385	635	4, 100	850	430	155	215	1, 015	5, 370
Owned - Possédé.....	2, 675	190	1, 755	400	220	--	--	175	2, 500
Rented - Loué.....	3, 710	445	2, 345	450	210	--	170	840	2, 870
Lasalle.....	2, 790	185	1, 595	735	160	--	--	360	2, 430
Owned - Possédé.....	1, 235	115	555	410	--	--	--	185	1, 050
Rented - Loué.....	1, 555	--	1, 040	325	--	--	--	175	1, 380
Lévis.....	2, 435	1, 475	630	275	--	--	--	190	2, 245
Owned - Possédé.....	1, 385	905	285	170	--	--	--	--	1, 320
Rented - Loué.....	1, 050	570	345	105	--	--	--	125	925
Longueuil.....	2, 485	460	1, 430	295	165	--	--	440	2, 045
Owned - Possédé.....	1, 225	230	635	135	140	--	--	110	1, 115
Rented - Loué.....	1, 260	230	795	160	--	--	--	330	930
Magog.....	2, 725	1, 670	350	570	--	--	--	400	2, 325
Owned - Possédé.....	1, 140	715	115	240	--	--	--	110	1, 030
Rented - Loué.....	1, 585	955	235	330	--	--	--	290	1, 295
Montréal.....	247, 485	6, 240	212, 675	4, 480	1, 620	21, 310	1, 160	26, 120	221, 365
Owned - Possédé.....	43, 215	1, 730	35, 250	1, 430	1, 010	3, 370	425	2, 465	40, 750
Rented - Loué.....	204, 270	4, 510	177, 425	3, 050	610	17, 940	735	23, 655	180, 615
Montréal N.....	2, 985	565	1, 215	915	--	--	145	410	2, 575
Owned - Possédé.....	1, 675	390	450	630	--	--	--	275	1, 400
Rented - Loué.....	1, 310	175	765	285	--	--	--	135	1, 175
Mont-Royal.....	3, 110	--	2, 050	--	455	530	--	--	3, 080
Owned - Possédé.....	2, 210	--	1, 235	--	430	495	--	--	2, 195
Rented - Loué.....	900	--	815	--	--	--	--	--	885
Outremont.....	7, 420	--	6, 905	--	--	410	--	340	7, 080
Owned - Possédé.....	2, 375	--	2, 110	--	--	240	--	--	2, 340
Rented - Loué.....	5, 045	--	4, 795	--	--	170	--	305	4, 740
Québec.....	34, 970	2, 630	29, 050	1, 165	240	1, 525	360	3, 985	30, 985
Owned - Possédé.....	8, 540	890	8, 840	330	105	295	--	530	8, 010
Rented - Loué.....	26, 430	1, 740	22, 210	835	135	1, 230	280	3, 455	22, 975
Rimouski.....	2, 100	865	345	495	--	--	375	235	1, 865
Owned - Possédé.....	1, 125	485	145	245	--	--	235	105	1, 020
Rented - Loué.....	975	380	200	250	--	--	140	130	845
Rouyn.....	3, 015	1, 145	335	965	515	--	--	670	2, 345
Owned - Possédé.....	1, 125	495	--	355	165	--	--	230	895
Rented - Loué.....	1, 890	650	255	610	350	--	--	440	1, 450

TABLE 18. Occupied dwellings by tenure showing principal exterior material and state of repair, for incorporated cities, towns, and villages of 10,000 population and over, 1951 - Continued

TABLEAU 18. Logements occupés selon le mode d'occupation, et principal matériau extérieur et état du logement, cités, villes et villages constitués de 10,000 et plus, 1951 - suite

City, town or village, and tenure Cité, ville ou village et mode d'occupation	Total	Principal exterior material Principal matériau extérieur						Dwellings: Logements:	
		Wood Bois	Brick or brick veneer Brique ou revêtement de brique	Imitation siding (brick, etc.) Imitation (simili- brique, etc.)	Stucco Stuc	Stone Pierre	Other Autre	In need of major repair Ayant besoin de réparations importantes	Not in need of major repair N'ayant pas besoin de réparations importantes
<b>Québec - Con.-fin</b>									
St-Hyacinthe .....	4,420	1,335	1,850	845	240	--	--	300	4,120
Owned - Possédé .....	1,175	285	465	315	--	--	--	--	1,145
Rented - Loué .....	3,245	1,050	1,385	530	160	--	--	270	2,975
St-Jean .....	4,090	1,475	1,735	685	--	--	100	400	3,690
Owned - Possédé .....	1,320	450	530	245	--	--	--	--	1,240
Rented - Loué .....	2,770	1,025	1,205	440	--	--	--	320	2,450
St-Jérôme (Terrebonne Co.) .....	3,990	1,625	1,290	660	140	--	220	735	3,255
Owned - Possédé .....	1,470	735	325	240	--	--	135	265	1,205
Rented - Loué .....	2,520	890	965	420	115	--	--	470	2,050
St-Laurent .....	4,975	380	4,155	175	--	--	155	265	4,710
Owned - Possédé .....	1,910	160	1,450	120	--	--	115	--	1,815
Rented - Loué .....	3,065	220	2,705	--	--	--	--	170	2,895
St-Michel .....	2,255	115	1,170	455	--	--	430	270	1,985
Owned - Possédé .....	1,395	--	585	315	--	--	385	180	1,215
Rented - Loué .....	860	--	585	140	--	--	--	--	770
Shawinigan Falls .....	5,670	525	3,430	1,275	210	--	135	300	5,370
Owned - Possédé .....	1,310	130	620	410	--	--	--	--	1,255
Rented - Loué .....	4,360	395	2,810	865	135	--	--	245	4,115
Sherbrooke .....	11,545	4,230	5,685	1,175	--	140	235	1,140	10,405
Owned - Possédé .....	3,785	1,555	1,495	535	--	--	100	275	3,510
Rented - Loué .....	7,760	2,675	4,190	640	--	--	135	865	6,895
Sillery .....	2,155	520	1,275	110	135	--	--	--	2,060
Owned - Possédé .....	1,440	330	855	--	105	--	--	--	1,415
Rented - Loué .....	715	190	420	--	--	--	--	--	645
Sorel .....	3,065	1,640	810	385	--	--	120	760	2,305
Owned - Possédé .....	1,400	810	300	190	--	--	--	290	1,110
Rented - Loué .....	1,665	830	510	195	--	--	--	470	1,195
Thetford Mines .....	3,330	2,095	210	630	120	--	360	780	2,550
Owned - Possédé .....	1,945	1,120	110	410	--	--	235	325	1,620
Rented - Loué .....	1,385	885	100	220	--	--	125	455	930
Trois-Rivières .....	9,530	1,680	5,335	1,785	290	205	235	740	8,790
Owned - Possédé .....	2,670	545	1,250	615	--	105	--	165	2,505
Rented - Loué .....	6,860	1,135	4,085	1,170	210	100	160	575	6,285
Valleyfield (Salaberry-de-) .....	4,890	2,220	1,295	1,030	--	125	160	825	4,065
Owned - Possédé .....	2,020	930	460	460	--	--	105	320	1,700
Rented - Loué .....	2,870	1,290	835	570	--	--	--	505	2,365
Verdun .....	19,805	300	19,095	220	--	100	--	1,365	18,440
Owned - Possédé .....	3,130	125	2,865	--	--	--	--	--	3,035
Rented - Loué .....	16,675	175	16,230	185	--	--	--	1,270	15,405
Victoriaville .....	2,890	860	900	1,065	--	--	--	385	2,505
Owned - Possédé .....	1,335	410	365	525	--	--	--	100	1,235
Rented - Loué .....	1,555	450	535	540	--	--	--	285	1,270
Westmount .....	6,260	--	5,155	--	--	965	--	160	6,100
Owned - Possédé .....	3,180	--	2,585	--	--	485	--	--	3,135
Rented - Loué .....	3,080	--	2,570	--	--	480	--	115	2,965
<b>Ontario</b>									
Barrie .....	3,525	400	1,990	335	605	--	155	415	3,110
Owned - Possédé .....	2,225	255	1,205	235	415	--	--	215	2,010
Rented - Loué .....	1,300	145	785	100	190	--	--	200	1,100
Belleville .....	5,465	1,665	2,515	525	360	145	255	540	4,925
Owned - Possédé .....	2,945	1,045	1,170	360	200	--	110	195	2,750
Rented - Loué .....	2,520	620	1,345	165	160	--	145	345	2,175
Brantford .....	10,375	1,160	7,825	425	455	--	465	495	9,880
Owned - Possédé .....	6,410	745	4,800	310	300	--	225	155	6,255
Rented - Loué .....	3,965	415	3,025	115	155	--	240	340	3,625
Brockville .....	3,385	1,210	1,095	340	345	275	120	335	3,050
Owned - Possédé .....	1,635	705	445	200	180	--	--	--	1,540
Rented - Loué .....	1,750	505	650	140	165	200	--	240	1,510

TABLE 18. Occupied dwellings by tenure showing principal exterior material and state of repair, for incorporated cities, towns, and villages of 10,000 population and over, 1951 - Continued

TABLEAU 18. Logements occupés selon le mode d'occupation, et principal matériau extérieur et état du logement, cités, villes et villages constitués de 10,000 et plus, 1951 - suite

City, town or village, and tenure Cité, ville ou village et mode d'occupation	Total	Principal exterior material Principal matériau extérieur					Dwellings: Logements:		
		Wood Bois	Brick or brick veneer Brique ou revêtement de brique	Imitation siding (brick, etc.) Imitation (simili- brique, etc.)	Stucco Stuc	Stone Pierre	Other Autre	In need of major repair Ayant besoin de réparations importantes	Not in need of major repair N'ayant pas besoin de réparations importantes
<b>Ontario - Con. - suite</b>									
Chatham .....	6,105	3,345	1,900	575	195	--	--	520	5,585
Owned - Possédé .....	3,440	2,010	925	305	155	--	--	245	3,195
Rented - Loué .....	2,665	1,335	975	270	--	--	--	275	2,390
Cornwall .....	4,100	1,905	1,125	750	--	--	140	290	3,810
Owned - Possédé .....	1,730	925	320	350	--	--	--	--	1,640
Rented - Loué .....	2,370	980	805	400	--	--	--	200	2,170
Eastview .....	3,190	910	865	475	765	110	--	270	2,920
Owned - Possédé .....	1,450	480	315	210	345	--	--	--	1,365
Rented - Loué .....	1,740	430	550	265	420	--	--	185	1,555
Forest Hill .....	4,250	--	3,700	--	145	260	--	130	4,120
Owned - Possédé .....	2,885	--	2,370	--	135	260	--	--	2,845
Rented - Loué .....	1,365	--	1,330	--	--	--	--	--	1,275
Fort William .....	9,300	3,835	2,410	1,425	1,410	--	185	920	8,380
Owned - Possédé .....	6,675	2,810	1,420	1,125	1,190	--	115	430	6,245
Rented - Loué .....	2,625	1,025	990	300	220	--	--	490	2,135
Galt .....	5,470	375	2,560	170	1,610	530	225	450	5,020
Owned - Possédé .....	3,520	255	1,700	120	1,030	250	165	225	3,295
Rented - Loué .....	1,950	120	860	--	580	280	--	225	1,725
Guelph .....	7,105	430	4,180	410	755	870	460	395	6,710
Owned - Possédé .....	4,320	270	2,735	275	500	350	190	185	4,135
Rented - Loué .....	2,785	160	1,445	135	255	520	270	210	2,575
Hamilton .....	55,340	8,690	37,580	5,210	2,770	440	650	3,210	52,130
Owned - Possédé .....	36,090	5,640	23,520	4,190	2,185	165	390	1,535	34,555
Rented - Loué .....	19,250	3,050	14,060	1,020	585	275	260	1,675	17,575
Kingston .....	8,710	2,260	4,485	615	545	685	120	985	7,725
Owned - Possédé .....	4,115	1,050	2,220	400	250	130	--	260	3,855
Rented - Loué .....	4,595	1,210	2,265	215	295	555	--	725	3,870
Kitchener .....	11,570	350	10,075	490	295	--	320	685	10,885
Owned - Possédé .....	7,500	125	6,670	300	140	--	245	195	7,305
Rented - Loué .....	4,070	225	3,405	190	155	--	--	490	3,580
Leaside .....	4,645	--	4,570	--	--	--	--	--	4,625
Owned - Possédé .....	3,780	--	3,710	--	--	--	--	--	3,770
Rented - Loué .....	865	--	860	--	--	--	--	--	855
London .....	26,385	5,555	16,145	2,085	2,125	105	370	1,635	24,750
Owned - Possédé .....	15,895	3,685	8,900	1,590	1,435	--	235	655	15,240
Rented - Loué .....	10,490	1,870	7,245	495	690	--	135	980	9,510
Mimico .....	3,015	220	2,360	290	105	--	--	170	2,845
Owned - Possédé .....	2,130	160	1,620	245	--	--	--	120	2,010
Rented - Loué .....	885	--	740	--	--	--	--	--	835
New Toronto .....	2,360	195	1,775	185	170	--	--	285	2,075
Owned - Possédé .....	1,790	105	1,355	165	145	--	--	170	1,620
Rented - Loué .....	570	--	420	--	--	--	--	115	455
Niagara Falls .....	6,105	1,650	2,445	805	990	--	130	370	5,735
Owned - Possédé .....	3,920	1,030	1,660	550	585	--	--	115	3,805
Rented - Loué .....	2,185	620	785	255	405	--	--	255	1,930
North Bay .....	4,400	1,170	2,025	665	150	--	300	650	3,750
Owned - Possédé .....	3,005	850	1,220	510	125	--	215	355	2,650
Rented - Loué .....	1,395	320	805	155	--	--	--	295	1,100
Orillia .....	3,430	650	1,660	520	245	--	275	250	3,180
Owned - Possédé .....	2,435	510	1,085	395	205	--	185	125	2,310
Rented - Loué .....	995	140	575	125	--	--	--	125	870
Oshawa .....	11,225	2,180	6,275	1,385	1,050	--	280	970	10,255
Owned - Possédé .....	8,245	1,545	4,550	1,160	715	--	230	520	7,725
Rented - Loué .....	2,980	635	1,725	225	335	--	--	450	2,530
Ottawa .....	48,965	8,135	31,320	2,760	4,535	880	1,335	4,210	44,755
Owned - Possédé .....	21,260	3,920	11,305	1,640	3,260	450	685	905	20,355
Rented - Loué .....	27,705	4,215	20,015	1,120	1,275	430	650	3,305	24,400
Owen Sound .....	4,465	345	2,865	635	235	190	195	485	3,980
Owned - Possédé .....	3,080	285	1,840	520	190	135	110	300	2,780
Rented - Loué .....	1,385	--	1,025	115	--	--	--	185	1,200

**TABLE 18. Occupied dwellings by tenure showing principal exterior material and state of repair, for incorporated cities, towns, and villages of 10,000 population and over, 1951 - Continued**

**TABLEAU 18. Logements occupés selon le mode d'occupation, et principal matériau extérieur et état du logement, cités, villes et villages constitués de 10,000 et plus, 1951 - suite**

City, town or village, and tenure Cité, ville ou village et mode d'occupation	Total	Principal exterior material Principal matériau extérieur						Dwellings: Logements:	
		Wood Bois	Brick or brick vener Brique ou revêtement de brique	Imitation siding (brick, etc.) Imitation (simili- brique, etc.)	Stucco Stuc	Stone Pierre	Other Autre	In need of major repair Ayant besoin de réparations importantes	Not in need of major repair N'ayant pas besoin de réparations importantes
<b>Ontario - Con.-fin</b>									
Pembroke .....	3,045	630	1,205	425	425	--	295	460	2,585
Owned - Possédé .....	2,220	505	775	365	320	--	235	300	1,920
Rented - Loué .....	825	125	430	--	105	--	--	160	665
Peterborough .....	10,020	2,095	6,725	640	240	--	280	825	9,195
Owned - Possédé .....	6,370	1,470	4,190	425	130	--	135	260	6,110
Rented - Loué .....	3,650	625	2,535	215	110	--	145	565	3,085
Port Arthur .....	8,425	3,915	1,620	1,220	1,395	--	200	1,015	7,410
Owned - Possédé .....	6,275	3,050	990	915	1,140	--	140	630	5,645
Rented - Loué .....	2,150	865	630	305	255	--	--	385	1,765
St. Catharines .....	10,380	2,420	2,620	530	4,325	135	350	805	9,575
Owned - Possédé .....	6,595	1,425	1,395	425	3,045	--	225	275	6,320
Rented - Loué .....	3,785	995	1,225	105	1,280	--	125	530	3,255
St. Thomas .....	5,540	1,720	2,840	685	170	--	100	285	5,255
Owned - Possédé .....	3,450	1,105	1,660	505	--	--	--	125	3,325
Rented - Loué .....	2,090	615	1,180	180	--	--	--	160	1,930
Sarnia .....	9,380	5,590	1,685	1,445	195	--	405	710	8,670
Owned - Possédé .....	6,620	4,135	1,050	1,015	135	--	235	365	6,255
Rented - Loué .....	2,760	1,455	635	430	--	--	170	345	2,415
Sault Ste. Marie .....	7,855	2,435	2,505	1,350	975	170	420	930	6,925
Owned - Possédé .....	5,330	1,720	1,495	1,050	715	105	245	480	4,850
Rented - Loué .....	2,525	715	1,010	300	260	--	175	450	2,075
Stratford .....	5,445	715	3,605	715	190	--	205	285	5,160
Owned - Possédé .....	3,650	445	2,460	500	135	--	105	160	3,490
Rented - Loué .....	1,795	270	1,145	215	--	--	100	125	1,670
Sudbury .....	9,450	1,585	4,015	2,195	1,430	--	175	1,075	8,375
Owned - Possédé .....	4,435	715	1,580	1,200	830	--	--	255	4,180
Rented - Loué .....	5,015	870	2,435	995	600	--	--	820	4,195
Timmins .....	6,920	2,920	545	2,330	670	--	395	695	6,225
Owned - Possédé .....	3,380	1,375	225	1,255	285	--	220	210	3,170
Rented - Loué .....	3,540	1,545	320	1,075	385	--	175	485	3,055
Toronto .....	157,175	5,385	138,345	6,830	5,450	620	545	10,905	146,270
Owned - Possédé .....	97,795	2,600	86,325	4,855	3,280	420	315	4,430	93,365
Rented - Loué .....	59,380	2,785	52,020	1,975	2,170	200	230	6,475	52,905
Trenton .....	2,770	1,245	745	445	--	--	195	235	2,535
Owned - Possédé .....	1,490	720	290	305	--	--	--	120	1,370
Rented - Loué .....	1,280	525	455	140	--	--	105	115	1,165
Waterloo .....	3,045	170	2,420	290	115	--	--	185	2,860
Owned - Possédé .....	2,170	--	1,825	180	--	--	--	--	2,105
Rented - Loué .....	875	--	595	110	--	--	--	120	755
Welland .....	3,935	1,245	1,115	325	1,175	--	--	275	3,660
Owned - Possédé .....	2,585	845	700	235	745	--	--	170	2,415
Rented - Loué .....	1,350	400	415	--	430	--	--	105	1,245
Windsor .....	31,815	10,395	15,060	3,560	1,455	105	1,240	2,630	29,185
Owned - Possédé .....	17,300	5,495	8,260	2,250	895	--	340	745	16,555
Rented - Loué .....	14,515	4,900	6,800	1,310	560	--	900	1,885	12,630
Woodstock .....	4,635	745	2,485	590	605	--	170	275	4,360
Owned - Possédé .....	2,740	505	1,265	510	360	--	--	110	2,630
Rented - Loué .....	1,895	240	1,220	--	245	--	105	165	1,730
<b>Manitoba</b>									
Brandon .....	5,360	2,990	1,000	340	970	--	--	405	4,955
Owned - Possédé .....	3,430	2,130	315	205	745	--	--	230	3,200
Rented - Loué .....	1,930	860	685	135	225	--	--	175	1,755
St. Boniface .....	6,625	3,105	410	520	2,410	--	150	885	5,740
Owned - Possédé .....	4,070	2,020	135	300	1,540	--	--	400	3,670
Rented - Loué .....	2,555	1,085	275	220	870	--	--	485	2,070
Winnipeg .....	64,630	32,875	15,275	3,085	12,480	215	700	4,165	60,465
Owned - Possédé .....	34,280	19,615	2,575	1,855	9,990	100	145	1,525	32,755
Rented - Loué .....	30,350	13,260	12,700	1,230	2,490	115	555	2,640	27,710

TABLE 18. Occupied dwellings by tenure showing principal exterior material and state of repair, for incorporated cities, towns, and villages of 10,000 population and over, 1951 - Concluded

TABLEAU 18. Logements occupés selon le mode d'occupation, et principal matériau extérieur et état du logement, cités, villes et villages constitués de 10,000 et plus, 1951 - fin

City, town or village, and tenure Cité, ville ou village et mode d'occupation	Total	Principal exterior material Principal matériau extérieur						Dwellings: Logements:	
		Wood Bois	Brick or brick veneer Brique ou revêtement de brique	Imitation siding (brick, etc.) Imitation (simill- brique, etc.)	Stucco Stuc	Stone Pierre	Other Autre	In need of major repair Ayant besoin de réparations importantes	Not in need of major repair N'ayant pas besoin de réparations importantes
<b>Saskatchewan</b>									
Moose Jaw .....	7,320	4,445	1,295	335	1,115	--	105	625	6,695
Owned - Possédé .....	4,170	2,915	285	190	740	--	--	305	3,865
Rented - Loué .....	3,150	1,530	1,010	145	375	--	--	320	2,830
Prince Albert .....	4,355	2,040	655	250	1,270	--	140	595	3,760
Owned - Possédé .....	2,725	1,400	170	155	890	--	110	350	2,375
Rented - Loué .....	1,630	640	485	--	380	--	--	245	1,385
Regina .....	19,160	8,710	3,660	790	5,525	--	410	2,155	17,005
Owned - Possédé .....	11,060	5,620	685	460	4,135	--	140	955	10,105
Rented - Loué .....	8,100	3,090	2,975	330	1,390	--	270	1,200	6,900
Saskatoon .....	14,980	7,675	1,750	695	4,415	--	405	1,055	13,925
Owned - Possédé .....	9,585	5,435	365	365	3,170	--	240	570	9,015
Rented - Loué .....	5,395	2,240	1,385	330	1,245	--	165	485	4,910
<b>Alberta</b>									
Calgary .....	37,710	18,985	4,270	745	13,030	--	590	2,660	35,050
Owned - Possédé .....	22,240	11,225	785	620	9,130	--	425	975	21,265
Rented - Loué .....	15,470	7,760	3,485	125	3,900	--	165	1,685	13,785
Edmonton .....	42,925	23,365	3,110	770	14,635	--	955	4,625	38,300
Owned - Possédé .....	26,325	14,720	745	535	9,880	--	415	2,025	24,300
Rented - Loué .....	16,600	8,645	2,365	235	4,755	--	540	2,600	14,000
Lethbridge .....	6,581	3,780	485	225	1,910	--	165	935	5,645
Owned - Possédé .....	3,955	2,390	160	160	1,175	--	--	395	3,560
Rented - Loué .....	2,625	1,390	325	--	735	--	--	540	2,085
Medicine Hat .....	4,925	2,855	595	435	1,005	--	--	460	4,465
Owned - Possédé .....	2,910	1,735	220	290	650	--	--	165	2,745
Rented - Loué .....	2,015	1,120	375	145	355	--	--	295	1,720
<b>British Columbia</b>									
New Westminster .....	7,985	5,010	160	--	2,615	--	110	585	7,400
Owned - Possédé .....	5,345	3,360	--	--	1,820	--	--	220	5,125
Rented - Loué .....	2,640	1,650	140	--	795	--	--	365	2,275
North Vancouver .....	4,535	3,725	--	--	690	--	--	230	4,305
Owned - Possédé .....	3,355	2,645	--	--	630	--	--	--	3,265
Rented - Loué .....	1,180	1,080	--	--	--	--	--	140	1,040
Penticton .....	3,110	1,115	--	--	1,835	--	--	190	2,920
Owned - Possédé .....	2,290	805	--	--	1,390	--	--	140	2,150
Rented - Loué .....	820	310	--	--	445	--	--	--	770
Trail .....	3,150	980	145	110	1,860	--	--	225	2,925
Owned - Possédé .....	1,715	460	--	--	1,105	--	--	--	1,655
Rented - Loué .....	1,435	520	--	--	755	--	--	165	1,270
Vancouver .....	101,330	59,665	4,475	1,690	34,260	395	845	5,495	95,835
Owned - Possédé .....	63,885	37,530	450	1,240	24,140	125	400	2,315	61,570
Rented - Loué .....	37,445	22,135	4,025	450	10,120	270	445	3,180	34,265
Victoria .....	15,790	10,275	955	265	4,140	105	--	680	15,110
Owned - Possédé .....	9,195	6,325	105	185	2,510	--	--	320	8,875
Rented - Loué .....	6,595	3,950	850	--	1,630	--	--	360	6,235

**TABLE 19. Occupied dwellings by tenure showing principal exterior material and state of repair, for census metropolitan areas, 1951**

**TABLEAU 19. Logements occupés selon le mode d'occupation, et principal matériau extérieur et état du logement, zones métropolitaines de recensement, 1951**

Census metropolitan area and tenure  Zone métropolitaine de recensement et mode d'occupation	Total	Principal exterior material — Principal matériau extérieur						Dwellings: — Logements:	
		Wood	Brick or brick vener	Imitation siding (brick, etc.)	Stucco	Stone	Other	In need of major repair	Not in need of major repair
		Bois	Brique ou revêtement de brique	Imitation (simili- brique, etc.)	Stuc	Pierre	Autre	Ayant besoin de réparations importantes	N'ayant pas besoin de réparations importantes
Calgary .....	40,235	20,680	4,390	840	13,575	--	655	3,015	37,220
Owned - Possédé .....	24,135	12,515	840	655	9,585	--	480	1,215	22,920
Rented - Loué .....	16,100	8,165	3,550	185	3,990	--	175	1,800	14,300
Edmonton .....	46,395	26,000	3,155	940	15,190	--	1,020	5,125	41,270
Owned - Possédé .....	28,880	16,575	785	670	10,340	--	480	2,345	26,535
Rented - Loué .....	17,515	9,425	2,370	270	4,850	--	540	2,780	14,735
Halifax .....	29,640	26,175	845	765	175	490	1,190	4,050	25,590
Owned - Possédé .....	16,230	14,560	235	270	--	270	825	1,165	15,065
Rented - Loué .....	13,410	11,615	610	495	105	220	365	2,885	10,525
Hamilton .....	68,640	13,760	42,065	6,320	4,550	840	1,105	3,960	64,680
Owned - Possédé .....	46,655	9,490	27,165	5,100	3,655	450	795	1,975	44,680
Rented - Loué .....	21,985	4,270	14,900	1,220	895	390	310	1,985	20,000
London .....	32,835	7,470	18,750	3,090	2,575	165	785	1,985	30,850
Owned - Possédé .....	21,170	5,245	11,040	2,425	1,765	--	600	875	20,295
Rented - Loué .....	11,665	2,225	7,710	665	810	--	185	1,110	10,555
Montréal .....	334,705	15,150	268,615	17,230	4,915	24,770	4,025	36,045	298,660
Owned - Possédé .....	81,570	6,960	54,265	9,160	3,300	5,605	2,280	6,970	74,600
Rented - Loué .....	253,135	8,190	214,350	8,070	1,615	19,165	1,745	29,075	224,060
Ottawa .....	66,265	15,265	35,175	5,930	6,285	1,305	2,305	6,525	59,740
Owned - Possédé .....	29,895	7,500	12,970	3,280	4,205	690	1,250	2,050	27,845
Rented - Loué .....	36,370	7,765	22,205	2,650	2,080	615	1,055	4,475	31,895
Québec .....	54,930	11,825	34,365	5,270	545	2,105	820	6,350	48,580
Owned - Possédé .....	19,910	6,355	9,610	2,645	325	635	340	1,565	18,345
Rented - Loué .....	35,020	5,470	24,755	2,625	220	1,470	480	4,785	30,235
Saint John .....	19,735	17,300	1,605	375	--	180	205	3,100	16,635
Owned - Possédé .....	7,480	6,725	360	250	--	--	--	810	6,670
Rented - Loué .....	12,255	10,575	1,245	125	--	120	150	2,290	9,965
St. John's (Nfld.) .....	12,995	12,435	170	--	--	145	135	1,240	11,755
Owned - Possédé .....	8,565	8,435	--	--	--	--	--	555	8,010
Rented - Loué .....	4,430	4,000	125	--	--	120	125	685	3,745
Toronto .....	273,200	18,185	222,335	15,605	12,685	2,100	2,290	15,985	257,215
Owned - Possédé .....	193,405	12,750	154,590	12,680	9,740	1,785	1,860	7,920	185,485
Rented - Loué .....	79,795	5,435	67,745	2,925	2,945	315	430	8,065	71,730
Vancouver .....	153,975	96,560	4,830	2,870	47,660	495	1,560	9,525	144,450
Owned - Possédé .....	105,445	66,110	605	2,240	35,300	205	985	4,870	100,575
Rented - Loué .....	48,530	30,450	4,225	630	12,360	290	575	4,655	43,875
Victoria .....	31,620	18,040	1,050	715	11,485	185	145	1,620	30,000
Owned - Possédé .....	22,010	12,360	145	520	8,790	--	120	920	21,090
Rented - Loué .....	9,610	5,680	905	195	2,695	110	--	700	8,910
Windsor .....	41,595	14,655	17,250	5,540	2,185	185	1,780	3,330	38,265
Owned - Possédé .....	25,605	8,955	10,245	3,990	1,490	135	790	1,200	24,405
Rented - Loué .....	15,990	5,700	7,005	1,550	695	--	990	2,130	13,860
Winnipeg .....	95,955	50,520	16,460	5,315	22,225	280	1,155	7,195	88,760
Owned - Possédé .....	58,770	33,635	3,235	3,340	18,065	150	345	3,470	55,300
Rented - Loué .....	37,185	16,885	13,225	1,975	4,160	130	810	3,725	33,460



TABLE 20. Occupied dwellings by tenure showing principal heating equipment, for provinces, rural farm, rural non-farm, and urban size groups, 1951

TABLEAU 20. Logements occupés selon le mode d'occupation, et principal appareil de chauffage, provinces, régions rurales agricoles, rurales non agricoles, et urbaines par groupe d'importance, 1951

Locality and tenure — Localité et mode d'occupation	Total	Principal heating equipment — Principal appareil de chauffage				
		Furnace — Fournaise			Stove — Poêle	Other — Autre
		Total <sup>1</sup>	Steam or hot water — A vapeur ou à eau chaude	Hot air — A air chaud		
<b>CANADA</b> .....	<b>3,409,295</b>	<b>1,637,685</b>	<b>529,465</b>	<b>1,052,570</b>	<b>1,723,620</b>	<b>47,990</b>
Owned — Possédé .....	2,236,955	1,094,770	261,750	814,375	1,111,835	30,350
Rented — Loué .....	1,172,340	542,915	267,715	238,195	611,785	17,640
Rural — Rurale .....	1,254,260	301,575	36,155	259,095	934,615	18,070
Owned — Possédé .....	1,028,780	253,730	28,615	221,200	760,720	14,330
Rented — Loué .....	225,480	47,845	7,540	37,895	173,895	3,740
Farm — Agricole .....	629,785	147,965	12,670	133,220	474,435	7,385
Owned — Possédé .....	570,260	136,415	11,560	122,930	427,345	6,500
Rented — Loué .....	59,525	11,550	1,110	10,290	47,090	885
Non-farm — Non agricole .....	624,475	153,610	23,485	125,875	460,180	10,685
Owned — Possédé .....	458,520	117,315	17,055	98,270	333,375	7,830
Rented — Loué .....	165,955	36,295	6,430	27,605	126,805	2,855
Urban — Urbaine .....	2,155,035	1,336,110	493,310	793,475	789,005	29,920
Owned — Possédé .....	1,208,175	841,040	233,135	593,175	351,115	16,020
Rented — Loué .....	946,860	495,070	260,175	200,300	437,890	13,900
100,000 and over — 100,000 et plus .....	848,640	607,565	258,200	321,490	229,775	11,300
Owned — Possédé .....	390,930	332,495	96,580	228,545	54,080	4,355
Rented — Loué .....	457,710	275,070	161,620	92,945	175,695	6,945
30,000-99,999 .....	375,015	256,270	91,160	158,840	113,330	5,415
Owned — Possédé .....	227,045	175,525	49,510	124,620	48,190	3,330
Rented — Loué .....	147,970	80,745	41,650	34,220	65,140	2,085
10,000-29,999 .....	369,795	220,000	74,210	137,455	144,810	4,985
Owned — Possédé .....	220,445	148,730	41,745	104,015	68,810	2,905
Rented — Loué .....	149,350	71,270	32,465	33,440	76,000	2,080
Under 10,000 — Moins de 10,000 .....	561,585	252,275	69,740	175,690	301,090	8,220
Owned — Possédé .....	369,755	184,290	45,300	135,995	180,035	5,430
Rented — Loué .....	191,830	67,985	24,440	39,695	121,055	2,790
<b>Newfoundland</b> .....	<b>70,980</b>	<b>5,410</b>	<b>3,160</b>	<b>1,790</b>	<b>64,725</b>	<b>845</b>
Owned — Possédé .....	61,540	3,745	2,210	1,435	57,070	725
Rented — Loué .....	9,440	1,665	950	355	7,655	120
Rural — Rurale .....	41,245	525	235	200	40,310	410
Owned — Possédé .....	39,435	265	145	105	38,785	385
Rented — Loué .....	1,810	260	--	--	1,525	--
Farm — Agricole .....	2,890	--	--	--	2,845	--
Owned — Possédé .....	2,825	--	--	--	2,780	--
Rented — Loué .....	--	--	--	--	--	--
Non-farm — Non agricole .....	38,355	485	215	185	37,465	405
Owned — Possédé .....	36,610	225	125	--	36,005	380
Rented — Loué .....	1,745	260	--	--	1,460	--
Urban — Urbaine .....	29,735	4,885	2,925	1,590	24,415	435
Owned — Possédé .....	22,105	3,480	2,065	1,330	18,285	340
Rented — Loué .....	7,630	1,405	860	260	6,130	--
30,000-99,999 .....	10,570	2,255	1,480	675	8,195	120
Owned — Possédé .....	6,520	1,675	1,105	525	4,800	--
Rented — Loué .....	4,050	580	375	150	3,395	--
Under 10,000 — Moins de 10,000 .....	19,165	2,630	1,445	915	16,220	315
Owned — Possédé .....	15,585	1,805	960	805	13,485	295
Rented — Loué .....	3,580	825	485	110	2,735	--
<b>Prince Edward Island</b> .....	<b>22,455</b>	<b>6,710</b>	<b>3,085</b>	<b>3,575</b>	<b>15,545</b>	<b>200</b>
Owned — Possédé .....	18,305	4,630	1,885	2,720	13,505	170
Rented — Loué .....	4,150	2,080	1,200	855	2,040	--
Rural — Rurale .....	16,880	3,170	645	2,505	13,555	155
Owned — Possédé .....	15,325	2,605	580	2,010	12,570	150
Rented — Loué .....	1,555	565	--	495	985	--

1. Includes central heating plants and unspecified types of furnace heating. — Comprend les installations de chauffage central et les genres de chauffage par fournaise non spécifiés.

TABLE 20. Occupied dwellings by tenure showing principal heating equipment, for provinces, rural farm, rural non-farm, and urban size groups, 1951 - Continued

TABLEAU 20. Logements occupés selon le mode d'occupation, et principal appareil de chauffage, provinces, régions rurales agricoles, rurales non agricoles, et urbaines par groupe d'importance, 1951 - suite

Locality and tenure Localité et mode d'occupation	Total	Principal heating equipment Principal appareil de chauffage				
		Furnace Fournaise			Stove Poêle	Other Autre
		Total <sup>1</sup>	Steam or hot water A vapeur ou à eau chaude	Hot air A air chaud		
<b>Prince Edward Island - Con. - fin</b>						
<b>Rural - Con. - Rurale - fin</b>						
Farm - Agricole .....	10,650	1,485	150	1,325	9,080	--
Owned - Possédé .....	10,280	1,430	145	1,275	8,765	--
Rented - Loué .....	370	--	--	--	315	--
Non-farm - Non agricole .....	6,230	1,685	495	1,180	4,475	--
Owned - Possédé .....	5,045	1,175	435	735	3,805	--
Rented - Loué .....	1,185	510	--	445	670	--
Urban - Urbaine .....	5,575	3,540	2,440	1,070	1,990	--
Owned - Possédé .....	2,980	2,025	1,305	710	935	--
Rented - Loué .....	2,595	1,515	1,135	360	1,055	--
10,000-29,999 .....	3,515	2,405	1,690	685	1,095	--
Owned - Possédé .....	1,595	1,235	815	410	360	--
Rented - Loué .....	1,920	1,170	875	275	735	--
Under 10,000 - Moins de 10,000 .....	2,060	1,135	750	385	895	--
Owned - Possédé .....	1,385	790	490	300	575	--
Rented - Loué .....	675	345	260	--	320	--
<b>Nova Scotia .....</b>	<b>149,555</b>	<b>57,480</b>	<b>24,180</b>	<b>32,785</b>	<b>90,285</b>	<b>1,790</b>
Owned - Possédé .....	113,945	43,285	16,320	26,905	69,295	1,365
Rented - Loué .....	35,610	14,195	7,860	5,880	20,990	425
<b>Rural - Rurale .....</b>	<b>71,125</b>	<b>16,160</b>	<b>2,315</b>	<b>13,785</b>	<b>54,225</b>	<b>740</b>
Owned - Possédé .....	62,865	14,360	1,995	12,335	47,835	670
Rented - Loué .....	8,260	1,800	320	1,450	6,390	--
<b>Farm - Agricole .....</b>	<b>25,750</b>	<b>5,605</b>	<b>385</b>	<b>5,195</b>	<b>19,945</b>	<b>200</b>
Owned - Possédé .....	24,345	5,325	360	4,955	18,830	190
Rented - Loué .....	1,405	280	--	240	1,115	--
<b>Non-farm - Non agricole .....</b>	<b>45,375</b>	<b>10,555</b>	<b>1,930</b>	<b>8,590</b>	<b>34,280</b>	<b>540</b>
Owned - Possédé .....	38,520	9,035	1,635	7,380	29,005	480
Rented - Loué .....	6,855	1,520	295	1,210	5,275	--
<b>Urban - Urbaine .....</b>	<b>78,430</b>	<b>41,320</b>	<b>21,865</b>	<b>19,000</b>	<b>36,060</b>	<b>1,050</b>
Owned - Possédé .....	51,080	28,925	14,325	14,570	21,460	695
Rented - Loué .....	27,350	12,395	7,540	4,430	14,600	355
<b>30,000-99,999 .....</b>	<b>25,035</b>	<b>15,030</b>	<b>10,905</b>	<b>3,775</b>	<b>9,885</b>	<b>120</b>
Owned - Possédé .....	13,135	9,225	6,415	2,805	3,865	--
Rented - Loué .....	11,900	5,805	4,490	970	6,020	--
<b>10,000-29,999 .....</b>	<b>13,675</b>	<b>6,800</b>	<b>3,185</b>	<b>3,580</b>	<b>6,590</b>	<b>285</b>
Owned - Possédé .....	9,570	4,805	2,040	2,760	4,540	225
Rented - Loué .....	4,105	1,995	1,145	820	2,050	--
<b>Under 10,000 - Moins de 10,000 .....</b>	<b>39,720</b>	<b>19,490</b>	<b>7,775</b>	<b>11,645</b>	<b>19,585</b>	<b>645</b>
Owned - Possédé .....	28,375	14,895	5,870	9,005	13,055	425
Rented - Loué .....	11,345	4,595	1,905	2,640	6,530	220
<b>New Brunswick .....</b>	<b>114,010</b>	<b>36,475</b>	<b>8,170</b>	<b>27,580</b>	<b>76,630</b>	<b>905</b>
Owned - Possédé .....	81,210	25,430	3,965	21,270	55,120	660
Rented - Loué .....	32,800	11,045	4,205	6,310	21,510	245
<b>Rural - Rurale .....</b>	<b>62,225</b>	<b>12,835</b>	<b>980</b>	<b>11,665</b>	<b>48,920</b>	<b>470</b>
Owned - Possédé .....	54,710	11,310	745	10,465	43,000	400
Rented - Loué .....	7,515	1,525	235	1,200	5,920	--
<b>Farm - Agricole .....</b>	<b>27,865</b>	<b>4,665</b>	<b>215</b>	<b>4,420</b>	<b>23,105</b>	<b>--</b>
Owned - Possédé .....	26,860	4,510	210	4,270	22,260	--
Rented - Loué .....	1,005	155	--	150	845	--
<b>Non-farm - Non agricole .....</b>	<b>34,360</b>	<b>8,170</b>	<b>765</b>	<b>7,245</b>	<b>25,815</b>	<b>375</b>
Owned - Possédé .....	27,850	6,800	535	6,195	20,740	310
Rented - Loué .....	6,510	1,370	230	1,050	5,075	--
<b>Urban - Urbaine .....</b>	<b>51,785</b>	<b>23,640</b>	<b>7,190</b>	<b>15,915</b>	<b>27,710</b>	<b>435</b>
Owned - Possédé .....	26,500	14,120	3,220	10,805	12,120	260
Rented - Loué .....	25,285	9,520	3,970	5,110	15,590	175

1. Includes central heating plants and unspecified types of furnace heating. - Comprend les installations de chauffage central et les genres de chauffage par fournaise non spécifiés.

TABLE 20. Occupied dwellings by tenure showing principal heating equipment, for provinces, rural farm, rural non-farm, and urban size groups, 1951 - Continued

TABLEAU 20. Logements occupés selon le mode d'occupation, et principal appareil de chauffage, provinces, régions rurales agricoles, rurales non agricoles, et urbaines par groupe d'importance, 1951 - suite

Locality and tenure Localité et mode d'occupation	Total	Principal heating equipment Principal appareil de chauffage				
		Furnace Fournaise			Stove Poêle	Other Autre
		Total <sup>1</sup>	Steam or hot water A vapeur ou à eau chaude	Hot air A air chaud		
<b>New Brunswick - Con. - fin</b>						
Urban - Con. - Urbaine - fin						
30,000-99,999	13,180	3,980	3,000	765	9,160	--
Owned - Possédé	2,910	1,245	965	275	1,655	--
Rented - Loué	10,270	2,735	2,035	490	7,505	--
10,000-29,999	18,095	9,815	2,550	6,990	8,025	255
Owned - Possédé	9,430	5,690	1,270	4,335	3,600	140
Rented - Loué	8,665	4,125	1,280	2,655	4,425	115
Under 10,000 - Moins de 10,000	20,510	9,845	1,640	8,160	10,525	140
Owned - Possédé	14,160	7,185	985	6,195	6,865	110
Rented - Loué	6,350	2,660	655	1,965	3,660	--
<b>Québec</b>	<b>858,785</b>	<b>289,375</b>	<b>160,970</b>	<b>98,965</b>	<b>556,635</b>	<b>12,775</b>
Owned - Possédé	416,960	142,440	61,670	71,695	268,300	6,220
Rented - Loué	441,825	146,935	99,300	27,270	288,335	6,555
Rural - Rurale	255,385	50,805	7,450	41,765	200,725	3,855
Owned - Possédé	215,435	44,630	5,980	37,465	167,480	3,325
Rented - Loué	39,950	6,175	1,470	4,300	33,245	530
Farm - Agricole	129,925	24,665	1,940	22,300	103,870	1,390
Owned - Possédé	125,520	24,050	1,880	21,750	100,125	1,345
Rented - Loué	4,405	615	--	550	3,745	--
Non-farm - Non agricole	125,460	26,140	5,510	19,465	96,855	2,465
Owned - Possédé	89,915	20,580	4,100	15,715	67,355	1,980
Rented - Loué	35,545	5,560	1,410	3,750	29,500	485
Urban - Urbaine	603,400	238,570	153,520	57,200	355,910	8,920
Owned - Possédé	201,525	97,810	55,690	34,230	100,820	2,895
Rented - Loué	401,875	140,760	97,830	22,970	255,090	6,025
100,000 and over - 100,000 et plus	282,455	122,295	93,015	12,230	155,630	4,530
Owned - Possédé	51,755	30,420	23,090	3,920	20,550	785
Rented - Loué	230,700	91,875	69,925	8,310	135,080	3,745
30,000-99,999	57,625	23,055	15,035	5,750	33,550	1,020
Owned - Possédé	16,135	9,170	5,730	2,855	6,560	405
Rented - Loué	41,490	13,885	9,305	2,895	26,990	615
10,000-29,999	107,925	42,355	24,600	12,735	64,425	1,145
Owned - Possédé	47,540	23,715	13,505	8,265	23,385	440
Rented - Loué	60,385	18,640	11,095	4,470	41,040	705
Under 10,000 - Moins de 10,000	155,395	50,865	20,870	26,485	102,305	2,225
Owned - Possédé	86,095	34,505	13,365	19,190	50,325	1,265
Rented - Loué	69,300	16,360	7,505	7,295	51,980	960
<b>Ontario</b>	<b>1,181,125</b>	<b>743,240</b>	<b>239,985</b>	<b>491,980</b>	<b>425,245</b>	<b>12,640</b>
Owned - Possédé	821,335	524,985	137,665	384,415	288,145	8,205
Rented - Loué	359,790	218,255	102,320	107,565	137,100	4,435
Rural - Rurale	340,870	106,380	15,985	88,565	230,660	3,830
Owned - Possédé	272,800	89,180	12,720	75,510	180,855	2,765
Rented - Loué	68,070	17,200	3,265	13,055	49,805	1,065
Farm - Agricole	166,955	48,260	5,615	42,170	117,280	1,415
Owned - Possédé	148,810	44,720	5,210	39,045	102,910	1,180
Rented - Loué	18,145	3,540	405	3,125	14,370	235
Non-farm - Non agricole	173,915	58,120	10,370	46,395	113,380	2,415
Owned - Possédé	123,990	44,460	7,510	36,465	77,945	1,585
Rented - Loué	49,925	13,660	2,860	9,930	35,435	830
Urban - Urbaine	840,255	636,860	224,000	403,415	194,585	8,810
Owned - Possédé	548,535	435,805	124,945	308,905	107,290	5,440
Rented - Loué	291,720	201,055	99,055	94,510	87,295	3,370
100,000 and over - 100,000 et plus	319,590	280,635	117,640	159,110	36,520	2,435
Owned - Possédé	192,445	175,385	58,000	116,905	15,755	1,305
Rented - Loué	127,145	105,250	59,640	42,205	20,765	1,130

1. Includes central heating plants and unspecified types of furnace heating. - Comprend les installations de chauffage central et les genres de chauffage par fournaise non spécifiés.

TABLE 20. Occupied dwellings by tenure showing principal heating equipment, for provinces, rural farm, rural non-farm, and urban size groups, 1951 - Continued

TABLEAU 20. Logements occupés selon le mode d'occupation, et principal appareil de chauffage, provinces, régions rurales agricoles, rurales non agricoles, et urbaines par groupe d'importance, 1951 - suite

Locality and tenure Localité et mode d'occupation	Total	Principal heating equipment Principal appareil de chauffage				
		Furnace Fournaise			Stove Poêle	Other Autre
		Total <sup>1</sup>	Steam or hot water A vapeur ou à eau chaude	Hot air A air chaud		
<b>Ontario - Con.-fin</b>						
Urban - Con.- Urbaine-fin						
30,000-99,999 .....	201,630	163,335	49,925	110,990	35,825	2,470
Owned - Possédé .....	143,970	121,805	31,565	89,775	20,575	1,590
Rented - Loué .....	57,660	41,530	18,360	21,215	15,250	880
10,000-29,999 .....	123,375	87,260	28,880	56,675	35,075	1,040
Owned - Possédé .....	78,230	59,505	16,725	42,355	18,120	605
Rented - Loué .....	45,145	27,755	12,155	14,320	16,955	435
Under 10,000 - Moins de 10,000 .....	195,660	105,630	27,555	76,640	87,165	2,865
Owned - Possédé .....	133,890	79,110	18,655	59,870	52,840	1,940
Rented - Loué .....	61,770	26,520	8,900	16,770	34,325	925
<b>Manitoba</b> .....	<b>202,400</b>	<b>119,705</b>	<b>28,015</b>	<b>86,495</b>	<b>79,835</b>	<b>2,860</b>
Owned - Possédé .....	144,645	81,060	11,105	66,920	61,405	2,180
Rented - Loué .....	57,755	38,645	16,910	19,575	18,430	680
Rural - Rurale .....	83,690	26,260	2,100	23,955	56,125	1,305
Owned - Possédé .....	69,780	21,510	1,620	19,835	47,170	1,100
Rented - Loué .....	13,910	4,750	480	4,120	8,955	205
Farm - Agricole .....	50,945	15,895	1,260	14,595	34,545	505
Owned - Possédé .....	45,705	14,320	1,100	13,190	30,940	445
Rented - Loué .....	5,240	1,575	160	1,405	3,605	--
Non-farm - Non agricole .....	32,745	10,365	840	9,360	21,580	800
Owned - Possédé .....	24,075	7,190	520	6,645	16,230	655
Rented - Loué .....	8,670	3,175	320	2,715	5,350	145
Urban - Urbaine .....	118,710	93,445	25,915	62,540	23,710	1,555
Owned - Possédé .....	74,865	59,550	9,485	47,085	14,235	1,080
Rented - Loué .....	43,845	33,895	16,430	15,455	9,475	475
100,000 and over - 100,000 et plus .....	64,630	56,430	19,250	32,640	7,700	500
Owned - Possédé .....	34,280	31,325	5,700	22,670	2,645	310
Rented - Loué .....	30,350	25,105	13,550	9,970	5,055	190
10,000-29,999 .....	28,930	22,885	4,610	18,110	5,520	525
Owned - Possédé .....	21,605	17,360	2,435	14,920	3,850	395
Rented - Loué .....	7,325	5,525	2,175	3,190	1,670	130
Under 10,000 - Moins de 10,000 .....	25,150	14,130	2,055	11,790	10,490	530
Owned - Possédé .....	18,980	10,865	1,350	9,495	7,740	375
Rented - Loué .....	6,170	3,265	705	2,295	2,750	155
<b>Saskatchewan</b> .....	<b>221,455</b>	<b>86,675</b>	<b>14,790</b>	<b>70,160</b>	<b>130,845</b>	<b>3,935</b>
Owned - Possédé .....	164,800	60,180	5,840	53,645	101,770	2,850
Rented - Loué .....	56,655	26,495	8,950	16,515	29,075	1,085
Rural - Rurale .....	151,750	37,455	3,335	33,420	111,650	2,645
Owned - Possédé .....	121,430	30,180	2,485	27,265	89,285	1,965
Rented - Loué .....	30,320	7,275	850	6,155	22,365	680
Farm - Agricole .....	99,970	22,840	1,985	20,555	75,535	1,595
Owned - Possédé .....	85,255	19,515	1,615	17,650	64,425	1,315
Rented - Loué .....	14,715	3,325	370	2,905	11,110	280
Non-farm - Non agricole .....	51,780	14,615	1,350	12,865	36,115	1,050
Owned - Possédé .....	36,175	10,665	870	9,615	24,860	650
Rented - Loué .....	15,605	3,950	480	3,250	11,255	400
Urban - Urbaine .....	69,705	49,220	11,455	36,740	19,195	1,290
Owned - Possédé .....	43,370	30,000	3,355	26,380	12,485	885
Rented - Loué .....	26,335	19,220	8,100	10,360	6,710	405
30,000-99,999 .....	34,140	26,825	6,490	19,720	6,410	905
Owned - Possédé .....	20,645	16,065	1,830	14,105	3,930	650
Rented - Loué .....	13,495	10,760	4,660	5,615	2,480	255
10,000-29,999 .....	11,675	8,930	2,185	6,615	2,595	150
Owned - Possédé .....	6,895	5,100	545	4,550	1,725	--
Rented - Loué .....	4,780	3,830	1,640	2,065	870	--

1. Includes central heating plants and unspecified types of furnace heating. - Comprend les installations de chauffage central et les genres de chauffage par fournaise non spécifiés.

TABLE 20. Occupied dwellings by tenure showing principal heating equipment, for provinces, rural farm, rural non-farm, and urban size groups, 1951 - Concluded

TABLEAU 20. Logements occupés selon le mode d'occupation, et principal appareil de chauffage, provinces, régions rurales agricoles, rurales non agricoles, et urbaines par groupe d'importance, 1951 - fin

Locality and tenure Localité et mode d'occupation	Total	Principal heating equipment Principal appareil de chauffage				
		Furnace Fournaise			Stove Poêle	Other Autre
		Total <sup>1</sup>	Steam or hot water A vapeur ou à eau chaude	Hot air A air chaud		
<b>Saskatchewan - Con. - fin</b>						
Urban - Con. - Urbaine - fin						
Under 10,000 - Moins de 10,000	23,890	13,465	2,780	10,405	10,190	235
Owned - Possédé	15,830	8,835	980	7,725	6,830	165
Rented - Loué	8,060	4,630	1,800	2,680	3,360	--
<b>Alberta</b>	<b>250,750</b>	<b>117,315</b>	<b>12,655</b>	<b>102,110</b>	<b>127,660</b>	<b>5,775</b>
Owned - Possédé	179,055	81,120	4,940	75,040	94,290	3,645
Rented - Loué	71,695	36,195	7,715	27,070	33,370	2,130
Rural - Rurale	125,325	28,045	1,270	25,950	94,810	2,470
Owned - Possédé	100,395	23,515	940	21,900	74,825	2,055
Rented - Loué	24,930	4,530	330	4,050	19,985	415
Farm - Agricole	85,095	18,605	700	17,315	64,890	1,600
Owned - Possédé	73,915	16,885	640	15,705	55,620	1,410
Rented - Loué	11,180	1,720	60	1,610	9,270	190
Non-farm - Non agricole	40,230	9,440	570	8,635	29,920	870
Owned - Possédé	26,480	6,630	300	6,195	19,205	645
Rented - Loué	13,750	2,810	270	2,440	10,715	225
Urban - Urbaine	125,425	89,270	11,385	76,160	32,850	3,305
Owned - Possédé	78,660	57,605	4,000	53,140	19,465	1,590
Rented - Loué	46,765	31,665	7,385	23,020	13,385	1,715
100,000 and over - 100,000 et plus	80,635	66,975	9,055	56,745	11,290	2,370
Owned - Possédé	48,565	41,730	2,790	38,675	5,725	1,110
Rented - Loué	32,070	25,245	6,265	18,070	5,565	1,260
10,000 - 29,999	11,505	7,135	790	6,195	3,995	375
Owned - Possédé	6,865	4,570	325	4,190	2,155	140
Rented - Loué	4,640	2,565	465	2,005	1,840	235
Under 10,000 - Moins de 10,000	33,285	15,160	1,540	13,220	17,565	560
Owned - Possédé	23,230	11,305	885	10,275	11,585	340
Rented - Loué	10,055	3,855	655	2,945	5,980	220
<b>British Columbia</b>	<b>337,780</b>	<b>175,300</b>	<b>34,455</b>	<b>137,130</b>	<b>156,215</b>	<b>6,265</b>
Owned - Possédé	235,160	127,895	16,150	110,330	102,935	4,330
Rented - Loué	102,620	47,405	18,305	26,800	53,280	1,935
Rural - Rurale	105,765	19,940	1,840	17,285	83,635	2,190
Owned - Possédé	76,605	16,175	1,405	14,310	58,915	1,515
Rented - Loué	29,160	3,765	435	2,975	24,720	675
Farm - Agricole	29,740	5,905	400	5,330	23,340	495
Owned - Possédé	26,745	5,620	380	5,075	20,690	435
Rented - Loué	2,995	285	--	255	2,650	--
Non-farm - Non agricole	76,025	14,035	1,440	11,955	60,295	1,695
Owned - Possédé	49,860	10,555	1,025	9,235	38,225	1,080
Rented - Loué	26,165	3,480	415	2,720	22,070	615
Urban - Urbaine	232,015	155,360	32,615	119,845	72,580	4,075
Owned - Possédé	158,555	111,720	14,745	96,020	44,020	2,815
Rented - Loué	73,460	43,640	17,870	23,825	28,560	1,260
100,000 and over - 100,000 et plus	101,330	81,230	19,240	60,765	18,635	1,465
Owned - Possédé	63,885	53,635	7,000	46,375	9,405	845
Rented - Loué	37,445	27,595	12,240	14,390	9,230	620
30,000 - 99,999	32,835	21,790	4,325	17,165	10,305	740
Owned - Possédé	23,730	16,340	1,900	14,280	6,805	585
Rented - Loué	9,105	5,450	2,425	2,885	3,500	155
10,000 - 29,999	51,100	32,415	5,720	25,870	17,490	1,195
Owned - Possédé	38,715	26,750	4,085	22,230	11,075	890
Rented - Loué	12,385	5,665	1,635	3,640	6,415	305
Under 10,000 - Moins de 10,000	46,750	19,925	3,330	16,045	26,150	675
Owned - Possédé	32,225	14,995	1,760	13,135	16,735	495
Rented - Loué	14,525	4,930	1,570	2,910	9,415	180

1. Includes central heating plants and unspecified types of furnace heating. - Comprend les installations de chauffage central et les genres de chauffage par fournaise non spécifiés.

TABLE 21. Occupied dwellings by tenure showing principal heating equipment, for counties and census divisions, 1951

TABLEAU 21. Logements occupés selon le mode d'occupation, et principal appareil de chauffage, comtés et divisions de recensement, 1951

County or census division, and tenure Comté ou division de recensement et mode d'occupation	Total	Principal heating equipment Principal appareil de chauffage				
		Furnace Fournaise			Stove Poêle	Other Autre
		Total <sup>1</sup>	Steam or hot water A vapeur ou à eau chaude	Hot air A air chaud		
<b>CANADA</b> .....	<b>3,409,295</b>	<b>1,637,685</b>	<b>529,465</b>	<b>1,052,570</b>	<b>1,723,620</b>	<b>47,990</b>
Owned - Possédé .....	2,236,955	1,094,770	261,750	814,375	1,111,835	30,350
Rented - Loué .....	1,172,340	542,915	267,715	238,195	611,785	17,640
<b>Newfoundland</b> .....	<b>70,980</b>	<b>5,410</b>	<b>3,160</b>	<b>1,790</b>	<b>64,725</b>	<b>845</b>
Owned - Possédé .....	61,540	3,745	2,210	1,435	57,070	725
Rented - Loué .....	9,440	1,665	950	355	7,655	120
Division No. 1 .....	29,960	2,860	1,925	800	26,650	450
Owned - Possédé .....	24,195	2,165	1,465	635	21,670	360
Rented - Loué .....	5,765	695	460	165	4,980	--
Division No. 2 .....	4,760	--	--	--	4,695	--
Owned - Possédé .....	4,595	--	--	--	4,535	--
Rented - Loué .....	165	--	--	--	160	--
Division No. 3 .....	4,055	--	--	--	4,020	--
Owned - Possédé .....	3,865	--	--	--	3,840	--
Rented - Loué .....	190	--	--	--	180	--
Division No. 4 .....	2,795	--	--	--	2,690	--
Owned - Possédé .....	2,525	--	--	--	2,445	--
Rented - Loué .....	270	--	--	--	245	--
Division No. 5 .....	5,085	1,210	520	680	3,810	--
Owned - Possédé .....	4,430	1,090	425	655	3,280	--
Rented - Loué .....	655	120	--	--	530	--
Division No. 6 .....	4,940	885	565	--	4,050	--
Owned - Possédé .....	3,355	260	230	--	3,090	--
Rented - Loué .....	1,585	625	335	--	960	--
Division No. 7 .....	7,575	--	--	--	7,355	160
Owned - Possédé .....	7,370	--	--	--	7,160	155
Rented - Loué .....	205	--	--	--	195	--
Division No. 8 .....	7,495	--	--	--	7,440	--
Owned - Possédé .....	7,315	--	--	--	7,260	--
Rented - Loué .....	180	--	--	--	180	--
Division No. 9 .....	3,030	--	--	--	3,005	--
Owned - Possédé .....	2,950	--	--	--	2,935	--
Rented - Loué .....	--	--	--	--	--	--
Division No. 10 .....	1,285	185	--	--	1,010	--
Owned - Possédé .....	940	--	--	--	855	--
Rented - Loué .....	345	185	--	--	155	--
<b>Prince Edward Island</b> .....	<b>22,455</b>	<b>6,710</b>	<b>3,085</b>	<b>3,575</b>	<b>15,545</b>	<b>200</b>
Owned - Possédé .....	18,305	4,630	1,885	2,720	13,505	170
Rented - Loué .....	4,150	2,080	1,200	855	2,040	--
Kings .....	4,315	685	190	480	3,600	--
Owned - Possédé .....	4,020	600	155	430	3,390	--
Rented - Loué .....	295	--	--	--	210	--
Prince .....	8,380	2,255	910	1,340	6,035	--
Owned - Possédé .....	6,970	1,610	660	950	5,280	--
Rented - Loué .....	1,410	645	250	390	755	--
Queens .....	9,760	3,770	1,985	1,755	5,910	--
Owned - Possédé .....	7,315	2,420	1,070	1,340	4,835	--
Rented - Loué .....	2,445	1,350	915	415	1,075	--
<b>Nova Scotia</b> .....	<b>149,555</b>	<b>57,480</b>	<b>24,180</b>	<b>32,785</b>	<b>90,285</b>	<b>1,790</b>
Owned - Possédé .....	113,945	43,285	16,320	26,905	69,295	1,365
Rented - Loué .....	35,610	14,195	7,860	5,880	20,990	425
Annapolis .....	5,390	1,895	260	1,615	3,415	--
Owned - Possédé .....	4,240	1,405	205	1,200	2,800	--
Rented - Loué .....	1,150	490	--	415	615	--

1. Includes central heating plants and unspecified types of furnace heating. - Comprend les installations de chauffage central et les genres de chauffage par fournaise non spécifiés.

TABLE 21. Occupied dwellings by tenure showing principal heating equipment, for counties and census divisions, 1951 - Continued

TABLEAU 21. Logements occupés selon le mode d'occupation, et principal appareil de chauffage, comtés et divisions de recensement, 1951 - suite

County or census division, and tenure Comté ou division de recensement et mode d'occupation	Total	Principal heating equipment Principal appareil de chauffage				
		Furnace Fournaise			Stove Poêle	Other Autre
		Total <sup>1</sup>	Steam or hot water A vapeur ou à eau chaude	Hot air A air chaud		
<b>Nova Scotia - Con.-fin</b>						
Antigonish .....	2,435	505	165	320	1,910	--
Owned - Possédé .....	2,085	395	115	280	1,670	--
Rented - Loué .....	350	110	--	--	240	--
Cape Breton .....	24,865	8,620	6,525	2,060	15,725	520
Owned - Possédé .....	19,685	7,135	5,265	1,865	12,150	400
Rented - Loué .....	5,180	1,485	1,260	195	3,575	120
Colchester .....	7,945	4,610	760	3,840	3,315	--
Owned - Possédé .....	6,165	3,460	340	3,120	2,690	--
Rented - Loué .....	1,780	1,150	420	720	625	--
Cumberland .....	10,055	4,420	780	3,635	5,565	--
Owned - Possédé .....	8,070	3,665	505	3,155	4,365	--
Rented - Loué .....	1,985	755	275	480	1,200	--
Digby .....	4,975	1,390	225	1,165	3,560	--
Owned - Possédé .....	4,280	1,255	195	1,060	3,000	--
Rented - Loué .....	695	135	--	105	560	--
Guysborough .....	3,325	525	150	375	2,765	--
Owned - Possédé .....	3,070	460	115	345	2,580	--
Rented - Loué .....	255	--	--	--	185	--
Halifax .....	36,305	18,185	9,925	7,895	17,645	475
Owned - Possédé .....	22,030	11,595	5,470	6,110	10,110	325
Rented - Loué .....	14,275	6,590	4,455	1,785	7,535	150
Hants .....	5,655	1,935	265	1,650	3,685	--
Owned - Possédé .....	4,570	1,575	195	1,370	2,965	--
Rented - Loué .....	1,085	360	--	280	720	--
Inverness .....	4,005	640	145	485	3,250	115
Owned - Possédé .....	3,660	575	120	445	2,970	115
Rented - Loué .....	345	--	--	--	280	--
Kings .....	8,145	3,525	1,000	2,510	4,545	--
Owned - Possédé .....	5,965	2,495	680	1,805	3,440	--
Rented - Loué .....	2,180	1,030	320	705	1,105	--
Lunenburg .....	8,690	2,890	615	2,275	5,735	--
Owned - Possédé .....	7,620	2,585	515	2,070	4,980	--
Rented - Loué .....	1,070	305	100	205	755	--
Pictou .....	11,000	5,545	2,345	3,200	5,410	--
Owned - Possédé .....	8,430	4,430	1,825	2,605	3,960	--
Rented - Loué .....	2,570	1,115	520	595	1,450	--
Queens .....	3,220	750	260	480	2,455	--
Owned - Possédé .....	2,765	655	230	425	2,095	--
Rented - Loué .....	455	--	--	--	360	--
Richmond .....	2,425	140	--	--	2,135	150
Owned - Possédé .....	2,310	125	--	--	2,035	150
Rented - Loué .....	115	--	--	--	100	--
Shelburne .....	3,510	335	--	235	3,165	--
Owned - Possédé .....	3,055	270	--	200	2,775	--
Rented - Loué .....	455	--	--	--	390	--
Victoria .....	1,920	255	--	180	1,650	--
Owned - Possédé .....	1,770	215	--	160	1,540	--
Rented - Loué .....	150	--	--	--	110	--
Yarmouth .....	5,690	1,315	535	780	4,355	--
Owned - Possédé .....	4,175	990	380	610	3,170	--
Rented - Loué .....	1,515	325	155	170	1,185	--
<b>New Brunswick</b>	<b>114,010</b>	<b>36,475</b>	<b>8,170</b>	<b>27,580</b>	<b>76,630</b>	<b>905</b>
Owned - Possédé .....	81,210	25,430	3,965	21,270	55,120	660
Rented - Loué .....	32,800	11,045	4,205	6,310	21,510	245
Albert .....	2,485	910	--	880	1,540	--
Owned - Possédé .....	2,145	780	--	760	1,340	--
Rented - Loué .....	340	130	--	120	200	--

1. Includes central heating plants and unspecified types of furnace heating. - Comprend les installations de chauffage central et les genres de chauffage par fournaise non spécifiés.

**TABLE 21. Occupied dwellings by tenure showing principal heating equipment, for counties and census divisions, 1951 - Continued**  
**TABLEAU 21. Logements occupés selon le mode d'occupation, et principal appareil de chauffage, comtés et divisions de recensement, 1951 - suite**

County or census division, and tenure Comté ou division de recensement et mode d'occupation	Total	Principal heating equipment Principal appareil de chauffage				
		Furnace Fournaise			Stove Poêle	Other Autre
		Total <sup>1</sup>	Steam or hot water A vapeur ou à eau chaude	Hot air A air chaud		
<b>New Brunswick - Con.-fin</b>						
Carleton.....	5,580	1,540	110	1,415	4,040	--
Owned - Possédé.....	4,395	1,175	--	1,105	3,220	--
Rented - Loué.....	1,185	365	--	310	820	--
Charlotte.....	6,815	2,560	360	2,165	4,235	--
Owned - Possédé.....	5,180	2,075	260	1,815	3,095	--
Rented - Loué.....	1,635	485	100	350	1,140	--
Gloucester.....	9,930	1,985	265	1,680	7,760	185
Owned - Possédé.....	9,070	1,630	190	1,420	7,280	160
Rented - Loué.....	860	355	--	260	480	--
Kent.....	4,950	325	135	175	4,625	--
Owned - Possédé.....	4,610	280	110	155	4,330	--
Rented - Loué.....	340	--	--	--	295	--
Kings.....	6,030	1,880	220	1,655	4,150	--
Owned - Possédé.....	4,880	1,585	170	1,415	3,295	--
Rented - Loué.....	1,150	295	--	240	855	--
Madawaska.....	6,095	2,000	515	1,330	4,025	--
Owned - Possédé.....	4,440	1,420	325	1,030	2,970	--
Rented - Loué.....	1,655	580	190	300	1,055	--
Northumberland.....	8,750	2,335	150	2,180	6,355	--
Owned - Possédé.....	7,245	1,835	--	1,760	5,360	--
Rented - Loué.....	1,505	500	--	420	995	--
Queens.....	3,300	900	--	835	2,395	--
Owned - Possédé.....	2,900	840	--	775	2,060	--
Rented - Loué.....	400	--	--	--	335	--
Restigouche.....	6,820	2,315	380	1,915	4,440	--
Owned - Possédé.....	5,135	1,650	195	1,435	3,435	--
Rented - Loué.....	1,685	665	185	480	1,005	--
St. John.....	18,605	5,765	3,560	1,975	12,680	160
Owned - Possédé.....	6,610	2,595	1,335	1,245	3,925	--
Rented - Loué.....	11,995	3,170	2,225	730	8,755	--
Sunbury.....	2,100	395	--	380	1,665	--
Owned - Possédé.....	1,745	345	--	335	1,360	--
Rented - Loué.....	355	--	--	--	305	--
Victoria.....	4,065	1,220	130	1,070	2,825	--
Owned - Possédé.....	3,335	1,020	100	920	2,295	--
Rented - Loué.....	730	200	--	150	530	--
Westmorland.....	17,930	7,990	1,520	6,385	9,785	155
Owned - Possédé.....	12,270	5,415	660	4,735	6,745	110
Rented - Loué.....	5,660	2,575	860	1,650	3,040	--
York.....	10,555	4,355	740	3,540	6,110	--
Owned - Possédé.....	7,250	2,785	415	2,365	4,410	--
Rented - Loué.....	3,305	1,570	325	1,175	1,700	--
<b>Québec.....</b>	<b>858,785</b>	<b>289,375</b>	<b>160,970</b>	<b>98,965</b>	<b>556,635</b>	<b>12,775</b>
Owned - Possédé.....	416,960	142,440	61,670	71,695	268,300	6,220
Rented - Loué.....	441,825	146,935	99,300	27,270	288,335	6,555
Abitibi.....	16,535	3,985	1,060	2,620	11,850	700
Owned - Possédé.....	11,650	2,550	550	1,855	8,465	635
Rented - Loué.....	4,885	1,435	510	765	3,385	--
Argenteuil.....	6,065	2,160	395	1,585	3,830	--
Owned - Possédé.....	3,960	1,580	225	1,225	2,340	--
Rented - Loué.....	2,105	580	170	360	1,490	--
Arthabaska.....	7,300	4,355	530	3,755	2,830	115
Owned - Possédé.....	4,995	3,320	320	2,985	1,610	--
Rented - Loué.....	2,305	1,035	210	770	1,220	--
Bagot.....	4,125	785	265	490	3,275	--
Owned - Possédé.....	3,200	685	205	450	2,465	--
Rented - Loué.....	925	100	--	--	810	--

1. Includes central heating plants and unspecified types of furnace heating. - Comprend les installations de chauffage central et les genres de chauffage par fournaise non spécifiés.



TABLE 21. Occupied dwellings by tenure showing principal heating equipment, for counties and census divisions, 1951 - Continued

TABLEAU 21. Logements occupés selon le mode d'occupation, et principal appareil de chauffage, comtés et divisions de recensement, 1951 - suite

County or census division, and tenure Comté ou division de recensement et mode d'occupation	Total	Principal heating equipment Principal appareil de chauffage				
		Furnace Fournaise			Stove Poêle	Other Autre
		Total <sup>1</sup>	Steam or hot water	Hot air		
				A vapeur ou à eau chaude	A air chaud	
Québec - Con. - suite	10,105	3,675	710	2,935	6,310	120
Beauce	8,500	3,150	550	2,575	5,240	110
Owned - Possédé	1,605	525	160	360	1,070	--
Rented - Loué	8,355	2,165	760	1,210	5,990	200
Beauharnois	4,070	1,365	490	760	2,610	--
Owned - Possédé	4,285	800	270	450	3,380	105
Rented - Loué	4,645	1,205	210	995	3,405	--
Bellechasse	4,215	1,130	205	925	3,050	--
Owned - Possédé	430	--	--	--	355	--
Rented - Loué	5,160	540	150	380	4,575	--
Berthier	3,895	430	105	320	3,435	--
Owned - Possédé	1,265	110	--	--	1,140	--
Rented - Loué	7,070	1,450	175	1,200	5,590	--
Bonaventure	6,530	1,275	125	1,085	5,225	--
Owned - Possédé	540	175	--	115	365	--
Rented - Loué	3,230	1,220	--	1,080	1,990	--
Brome	2,460	1,000	--	885	1,440	--
Owned - Possédé	770	220	--	195	550	--
Rented - Loué	17,595	5,195	2,985	1,385	11,870	530
Chambly	10,895	3,295	1,895	935	7,390	210
Owned - Possédé	6,700	1,900	1,090	450	4,480	320
Rented - Loué	16,915	4,125	1,505	2,265	12,675	115
Champlain	10,455	3,155	1,035	1,905	7,230	--
Owned - Possédé	6,460	970	470	360	5,445	--
Rented - Loué	4,630	375	145	215	4,230	--
Charlevoix	3,600	280	--	180	3,300	--
Owned - Possédé	1,030	--	--	--	930	--
Rented - Loué	2,515	255	115	130	2,235	--
Charlevoix-Est	1,855	170	--	100	1,665	--
Owned - Possédé	660	--	--	--	570	--
Rented - Loué	2,115	120	--	--	1,995	--
Charlevoix-Ouest	1,745	110	--	--	1,635	--
Owned - Possédé	370	--	--	--	360	--
Rented - Loué	4,100	1,110	205	880	2,900	--
Châteauguay	3,095	915	170	730	2,115	--
Owned - Possédé	1,005	195	--	150	785	--
Rented - Loué	18,970	4,015	1,155	2,355	14,820	135
Chicoutimi	9,180	1,825	640	895	7,305	--
Owned - Possédé	9,790	2,190	515	1,460	7,515	--
Rented - Loué	5,180	2,460	335	2,055	2,670	--
Compton	4,070	2,110	270	1,785	1,925	--
Owned - Possédé	1,110	350	--	270	745	--
Rented - Loué	4,740	775	245	440	3,680	285
Deux-Montagnes	3,600	630	185	385	2,770	200
Owned - Possédé	1,140	145	--	--	910	--
Rented - Loué	6,135	2,045	225	1,805	4,010	--
Dorchester	5,475	1,890	200	1,690	3,515	--
Owned - Possédé	660	155	--	115	495	--
Rented - Loué	11,000	2,630	730	1,640	8,235	135
Drummond	5,785	1,740	370	1,285	3,985	--
Owned - Possédé	5,215	890	360	355	4,250	--
Rented - Loué	5,855	2,080	355	1,670	3,655	120
Frontenac	4,610	1,700	255	1,400	2,815	--
Owned - Possédé	1,245	380	100	270	840	--
Rented - Loué	10,690	1,355	345	995	9,285	--
Gaspé	9,845	1,160	290	855	8,635	--
Owned - Possédé	845	195	--	140	650	--
Rented - Loué	6,560	620	165	445	5,905	--
Gaspé-Est	6,165	525	130	385	5,605	--
Owned - Possédé	395	--	--	--	300	--
Rented - Loué						

1. Includes central heating plants and unspecified types of furnace heating - Comprend les installations de chauffage central et les genres de chauffage par fournaise non spécifiés.

**TABLE 21. Occupied dwellings by tenure showing principal heating equipment, for counties and census divisions, 1951 - Continued**  
**TABLEAU 21. Logements occupés selon le mode d'occupation, et principal appareil de chauffage, comtés et divisions de recensement, 1951 - suite**

County or census division, and tenure Comté ou division de recensement et mode d'occupation	Total	Principal heating equipment Principal appareil de chauffage				
		Furnace Fournaise			Stove Poêle	Other Autre
		Total <sup>1</sup>	Steam or hot water A vapeur ou à eau chaude	Hot air A air chaud		
Québec - Con.--suite						
Gaspé - Con.-fin						
Gaspé-Ouest .....	2,480	670	145	520	1,805	--
Owned - Possédé .....	2,085	575	125	445	1,505	--
Rented - Loué .....	395	--	--	--	300	--
Iles-de-la-Madeleine .....	1,650	--	--	--	1,575	--
Owned - Possédé .....	1,595	--	--	--	1,525	--
Rented - Loué .....	--	--	--	--	--	--
Hull .....	19,430	5,520	1,795	3,130	13,230	680
Owned - Possédé .....	11,445	3,095	880	2,065	7,955	395
Rented - Loué .....	7,985	2,425	915	1,065	5,275	285
Gatineau .....	7,225	1,735	390	1,295	5,415	--
Owned - Possédé .....	5,525	1,285	295	955	4,185	--
Rented - Loué .....	1,700	450	--	340	1,230	--
Hull .....	12,205	3,785	1,405	1,835	7,815	605
Owned - Possédé .....	5,920	1,810	585	1,110	3,770	340
Rented - Loué .....	6,285	1,975	820	725	4,045	265
Huntingdon .....	3,315	1,160	195	950	2,110	--
Owned - Possédé .....	2,685	970	155	810	1,680	--
Rented - Loué .....	630	190	--	140	430	--
Iberville .....	2,850	600	215	325	2,215	--
Owned - Possédé .....	1,950	460	155	275	1,460	--
Rented - Loué .....	900	140	--	--	755	--
Joliette .....	7,445	735	290	430	6,545	165
Owned - Possédé .....	4,370	435	150	280	3,815	120
Rented - Loué .....	3,075	300	140	150	2,730	--
Kamouraska .....	4,680	815	135	650	3,795	--
Owned - Possédé .....	3,875	735	100	615	3,080	--
Rented - Loué .....	805	--	--	--	715	--
Labelle .....	5,235	550	--	365	4,655	--
Owned - Possédé .....	4,035	450	--	300	3,575	--
Rented - Loué .....	1,200	100	--	--	1,080	--
Lac-St-Jean .....	12,700	1,425	535	810	11,245	--
Owned - Possédé .....	9,075	975	355	570	8,090	--
Rented - Loué .....	3,625	450	180	240	3,155	--
Lac-St-Jean-Est .....	4,815	710	310	390	4,090	--
Owned - Possédé .....	3,090	450	165	280	2,635	--
Rented - Loué .....	1,725	260	145	110	1,455	--
Lac-St-Jean-Ouest .....	7,885	715	225	420	7,155	--
Owned - Possédé .....	5,985	525	190	290	5,455	--
Rented - Loué .....	1,900	190	--	130	1,700	--
Laprairie .....	3,955	355	--	165	3,590	--
Owned - Possédé .....	2,745	245	--	110	2,490	--
Rented - Loué .....	1,210	110	--	--	1,100	--
L'Assomption .....	4,975	450	195	240	4,495	--
Owned - Possédé .....	3,115	305	105	195	2,795	--
Rented - Loué .....	1,860	145	--	--	1,700	--
Lévis .....	8,315	2,425	835	965	5,800	--
Owned - Possédé .....	5,670	1,935	705	820	3,665	--
Rented - Loué .....	2,645	490	130	145	2,135	--
L'Islet .....	4,245	1,315	285	1,020	2,865	--
Owned - Possédé .....	3,750	1,175	230	935	2,520	--
Rented - Loué .....	495	140	--	--	345	--
Lotbinière .....	5,295	2,410	180	2,225	2,840	--
Owned - Possédé .....	4,765	2,240	170	2,065	2,485	--
Rented - Loué .....	530	170	--	160	355	--
Maskinongé .....	3,835	310	120	160	3,500	--
Owned - Possédé .....	2,845	230	--	135	2,600	--
Rented - Loué .....	990	--	--	--	900	--
Matane .....	10,745	2,340	555	1,695	8,355	--
Owned - Possédé .....	9,005	2,000	435	1,495	6,965	--
Rented - Loué .....	1,740	340	120	200	1,390	--

1. Includes central heating plants and unspecified types of furnace heating. - Comprend les installations de chauffage central et les genres de chauffage par fournaise non spécifiés.

TABLE 21. Occupied dwellings by tenure showing principal heating equipment, for counties and census divisions, 1951 - Continued

TABLEAU 21. Logements occupés selon le mode d'occupation, et principal appareil de chauffage, comtés et divisions de recensement, 1951 - suite

County or census division, and tenure Comté ou division de recensement et mode d'occupation	Total	Principal heating equipment Principal appareil de chauffage				
		Furnace Fournaise			Stove Poêle	Other Autre
		Total <sup>1</sup>	Steam or hot water A vapeur ou à eau chaude	Hot air A air chaud		
Québec - Con. - suite						
Matane - Con. - fin						
Matane .....	5,275	1,325	335	915	3,925	--
Owned - Possédé .....	4,365	1,150	265	830	3,195	--
Rented - Loué .....	910	175	--	--	730	--
Matapédia .....	5,470	1,015	220	780	4,430	--
Owned - Possédé .....	4,640	850	170	665	3,770	--
Rented - Loué .....	830	165	--	115	660	--
Mégantic .....	8,955	4,245	575	3,650	4,630	--
Owned - Possédé .....	6,275	3,575	430	3,140	2,655	--
Rented - Loué .....	2,680	670	145	510	1,975	--
Missisquoi .....	5,635	2,245	690	1,390	3,315	--
Owned - Possédé .....	3,355	1,595	480	1,045	1,700	--
Rented - Loué .....	2,280	650	210	345	1,615	--
Montcalm .....	3,810	260	--	175	3,520	--
Owned - Possédé .....	2,895	195	--	125	2,670	--
Rented - Loué .....	915	--	--	--	850	--
Montmagny .....	4,660	1,415	330	1,070	3,175	--
Owned - Possédé .....	3,965	1,280	265	1,005	2,615	--
Rented - Loué .....	695	135	--	--	560	--
Montmorency .....	3,885	490	340	135	3,390	--
Owned - Possédé .....	2,895	380	250	120	2,510	--
Rented - Loué .....	990	110	--	--	880	--
Montmorency No. 1 .....	3,155	440	315	110	2,710	--
Owned - Possédé .....	2,290	335	230	--	1,950	--
Rented - Loué .....	865	105	--	--	760	--
Montmorency No. 2 (Île-d'Orléans) .....	730	--	--	--	680	--
Owned - Possédé .....	605	--	--	--	560	--
Rented - Loué .....	125	--	--	--	120	--
Montréal & Jésus Islands - Îles .....	325,830	145,125	107,540	19,195	175,540	5,165
Owned - Possédé .....	76,025	45,740	32,840	8,890	29,210	1,075
Rented - Loué .....	249,805	99,385	74,700	10,305	146,330	4,090
Jésus Island - Île .....	7,825	1,105	475	415	6,600	120
Owned - Possédé .....	4,670	745	270	335	3,850	--
Rented - Loué .....	3,155	360	205	--	2,750	--
Montréal Island - Île .....	318,005	144,020	107,065	18,780	168,940	5,045
Owned - Possédé .....	71,355	44,995	32,570	8,555	25,360	1,000
Rented - Loué .....	246,650	99,025	74,495	10,225	143,580	4,045
Napierville .....	1,905	215	--	115	1,605	--
Owned - Possédé .....	1,435	185	--	110	1,165	--
Rented - Loué .....	470	--	--	--	440	--
Nicolet .....	5,635	1,640	195	1,380	3,930	--
Owned - Possédé .....	4,775	1,525	170	1,300	3,200	--
Rented - Loué .....	860	115	--	--	730	--
Papineau .....	6,305	1,510	230	1,150	4,750	--
Owned - Possédé .....	4,725	1,175	175	920	3,510	--
Rented - Loué .....	1,580	335	--	230	1,240	--
Pontiac .....	4,570	820	105	705	3,715	--
Owned - Possédé .....	3,800	650	--	575	3,120	--
Rented - Loué .....	770	170	--	130	595	--
Portneuf .....	8,610	960	295	655	7,615	--
Owned - Possédé .....	6,295	780	195	580	5,485	--
Rented - Loué .....	2,315	180	100	--	2,130	--
Québec .....	50,610	19,105	16,035	1,280	31,270	235
Owned - Possédé .....	17,455	7,735	6,390	855	9,630	--
Rented - Loué .....	33,155	11,370	9,645	425	21,640	145
Richelleu .....	6,500	1,490	465	700	4,770	240
Owned - Possédé .....	3,850	875	270	445	2,795	180
Rented - Loué .....	2,650	615	195	255	1,975	--
Richmond .....	7,280	3,360	675	2,620	3,860	--
Owned - Possédé .....	4,460	2,620	485	2,110	1,800	--
Rented - Loué .....	2,820	740	190	510	2,060	--

1. Includes central heating plants and unspecified types of furnace heating. - Comprend les installations de chauffage central et les genres de chauffage par fournaise non spécifiés.

TABLE 21. Occupied dwellings by tenure showing principal heating equipment, for counties and census divisions, 1951 - Continued

TABLEAU 21. Logements occupés selon le mode d'occupation, et principal appareil de chauffage, comtés et divisions de recensement, 1951 - suite

County or census division, and tenure Comté ou division de recensement et mode d'occupation	Total	Principal heating equipment Principal appareil de chauffage				
		Furnace Fournaise			Stove Poêle	Other Autre
		Total <sup>1</sup>	Steam or hot water A vapeur ou à eau chaude	Hot air A air chaud		
<b>Québec - Con.-fin</b>						
Rimouski .....	8,865	2,035	805	1,120	6,790	--
Owned - Possédé .....	6,730	1,595	530	1,025	5,105	--
Rented - Loué .....	2,135	440	275	--	1,685	--
Rouville .....	4,305	1,080	395	620	3,165	--
Owned - Possédé .....	3,015	905	320	520	2,060	--
Rented - Loué .....	1,290	175	--	100	1,105	--
Saguenay .....	6,875	1,225	205	980	5,065	585
Owned - Possédé .....	5,340	670	--	605	4,095	575
Rented - Loué .....	1,535	555	155	375	970	--
Shefford .....	9,525	3,435	1,155	2,095	6,005	--
Owned - Possédé .....	5,280	2,540	675	1,760	2,690	--
Rented - Loué .....	4,245	895	480	335	3,315	--
Sherbrooke .....	14,105	6,450	2,905	2,660	7,470	185
Owned - Possédé .....	5,645	3,240	1,170	1,810	2,360	--
Rented - Loué .....	8,460	3,210	1,735	850	5,110	140
Soulanges .....	2,120	560	125	360	1,545	--
Owned - Possédé .....	1,615	460	--	300	1,150	--
Rented - Loué .....	505	100	--	--	395	--
Stanstead .....	7,805	3,210	700	2,490	4,495	100
Owned - Possédé .....	4,565	2,405	475	1,925	2,100	--
Rented - Loué .....	3,240	805	225	565	2,395	--
St-Hyacinthe .....	8,400	2,045	925	565	6,305	--
Owned - Possédé .....	3,875	945	410	335	2,915	--
Rented - Loué .....	4,525	1,100	515	230	3,390	--
St-Jean .....	6,175	1,850	1,170	565	4,155	170
Owned - Possédé .....	2,770	975	565	340	1,700	--
Rented - Loué .....	3,405	875	605	225	2,455	--
St-Maurice .....	19,190	4,755	3,040	1,125	14,310	125
Owned - Possédé .....	7,255	2,045	1,230	675	5,160	--
Rented - Loué .....	11,935	2,710	1,810	450	9,150	--
Témiscamingue .....	10,730	3,905	1,280	2,315	6,595	230
Owned - Possédé .....	5,910	1,800	395	1,320	4,010	100
Rented - Loué .....	4,820	2,105	885	995	2,585	130
Témiscouata .....	11,350	1,965	700	1,165	9,335	--
Owned - Possédé .....	9,260	1,670	580	1,030	7,545	--
Rented - Loué .....	2,090	295	120	135	1,790	--
Rivière-du-Loup .....	6,630	1,265	530	635	5,325	--
Owned - Possédé .....	5,210	1,055	420	575	4,120	--
Rented - Loué .....	1,420	210	110	--	1,205	--
Témiscouata .....	4,720	700	170	530	4,010	--
Owned - Possédé .....	4,050	615	160	455	3,425	--
Rented - Loué .....	670	--	--	--	585	--
Terrebonne .....	15,010	2,280	1,065	995	12,615	115
Owned - Possédé .....	8,785	1,450	575	775	7,260	--
Rented - Loué .....	6,225	830	490	220	5,355	--
Vaudreuil .....	4,075	1,150	210	840	2,800	125
Owned - Possédé .....	2,880	880	130	670	1,910	--
Rented - Loué .....	1,195	270	--	170	890	--
Verchères .....	3,785	635	315	275	3,050	100
Owned - Possédé .....	2,520	455	200	220	2,010	--
Rented - Loué .....	1,265	180	115	--	1,040	--
Wolfe .....	3,570	1,420	210	1,205	2,045	105
Owned - Possédé .....	3,020	1,310	185	1,120	1,615	--
Rented - Loué .....	550	110	--	--	430	--
Yamaska .....	3,290	380	--	285	2,890	--
Owned - Possédé .....	2,875	350	--	265	2,510	--
Rented - Loué .....	415	--	--	--	380	--

1. Includes central heating plants and unspecified types of furnace heating. - Comprend les installations de chauffage central et les genres de chauffage par fournaise non spécifiés.

TABLE 21. Occupied dwellings by tenure showing principal heating equipment, for counties and census divisions, 1951 - Continued

TABLEAU 21. Logements occupés selon le mode d'occupation, et principal appareil de chauffage, comtés et divisions de recensement, 1951 - suite

County or census division, and tenure Comté ou division de recensement et mode d'occupation	Total	Principal heating equipment Principal appareil de chauffage				
		Furnace Fournaise			Stove Poêle	Other Autre
		Total <sup>1</sup>	Steam or hot water A vapeur ou à eau chaude	Hot air A air chaud		
<b>Ontario</b> .....	<b>1,181,125</b>	<b>743,240</b>	<b>239,985</b>	<b>491,980</b>	<b>425,245</b>	<b>12,640</b>
Owned - Possédé .....	821,335	524,985	137,665	384,415	288,145	8,205
Rented - Loué .....	359,790	218,255	102,320	107,565	137,100	4,435
<b>Algoma</b> .....	<b>15,335</b>	<b>6,565</b>	<b>1,775</b>	<b>4,765</b>	<b>8,395</b>	<b>375</b>
Owned - Possédé .....	11,345	4,870	995	3,865	6,190	285
Rented - Loué .....	3,990	1,695	780	900	2,205	--
<b>Brant</b> .....	<b>19,845</b>	<b>11,880</b>	<b>2,410</b>	<b>9,340</b>	<b>7,745</b>	<b>220</b>
Owned - Possédé .....	13,875	8,980	1,505	7,450	4,780	115
Rented - Loué .....	5,970	2,900	905	1,890	2,965	105
<b>Bruce</b> .....	<b>11,770</b>	<b>3,985</b>	<b>635</b>	<b>3,255</b>	<b>7,675</b>	<b>110</b>
Owned - Possédé .....	9,745	3,370	500	2,825	6,275	100
Rented - Loué .....	2,025	615	135	430	1,400	--
<b>Carleton</b> .....	<b>58,580</b>	<b>44,555</b>	<b>16,670</b>	<b>26,255</b>	<b>13,230</b>	<b>795</b>
Owned - Possédé .....	28,125	21,520	5,050	16,270	6,225	380
Rented - Loué .....	30,455	23,035	11,620	9,985	7,005	415
<b>Cochrane</b> .....	<b>19,415</b>	<b>8,325</b>	<b>2,595</b>	<b>5,510</b>	<b>10,845</b>	<b>245</b>
Owned - Possédé .....	10,975	4,490	1,260	3,180	6,325	160
Rented - Loué .....	8,440	3,835	1,335	2,330	4,520	--
<b>Dufferin</b> .....	<b>4,230</b>	<b>1,365</b>	<b>230</b>	<b>1,130</b>	<b>2,825</b>	<b>--</b>
Owned - Possédé .....	3,550	1,130	145	980	2,380	--
Rented - Loué .....	680	235	--	150	445	--
<b>Dundas</b> .....	<b>4,295</b>	<b>1,390</b>	<b>205</b>	<b>1,160</b>	<b>2,885</b>	<b>--</b>
Owned - Possédé .....	3,300	1,150	145	980	2,140	--
Rented - Loué .....	995	240	--	180	745	--
<b>Durham</b> .....	<b>8,620</b>	<b>3,935</b>	<b>870</b>	<b>3,060</b>	<b>4,635</b>	<b>--</b>
Owned - Possédé .....	6,365	3,015	525	2,490	3,315	--
Rented - Loué .....	2,255	920	345	570	1,320	--
<b>Elgin</b> .....	<b>15,330</b>	<b>8,425</b>	<b>1,450</b>	<b>6,915</b>	<b>6,690</b>	<b>215</b>
Owned - Possédé .....	10,980	6,385	930	5,430	4,480	115
Rented - Loué .....	4,350	2,040	520	1,485	2,210	100
<b>Essex</b> .....	<b>57,525</b>	<b>30,825</b>	<b>7,815</b>	<b>22,375</b>	<b>26,130</b>	<b>570</b>
Owned - Possédé .....	37,690	21,035	4,290	16,480	16,260	395
Rented - Loué .....	19,835	9,790	3,525	5,895	9,870	175
<b>Frontenac</b> .....	<b>16,010</b>	<b>8,745</b>	<b>3,355</b>	<b>5,235</b>	<b>7,115</b>	<b>150</b>
Owned - Possédé .....	9,370	5,090	1,395	3,690	4,195	--
Rented - Loué .....	6,640	3,655	1,960	1,545	2,920	--
<b>Glengarry</b> .....	<b>4,305</b>	<b>1,165</b>	<b>115</b>	<b>1,030</b>	<b>3,085</b>	<b>--</b>
Owned - Possédé .....	3,405	1,040	--	955	2,340	--
Rented - Loué .....	900	125	--	--	745	--
<b>Grenville</b> .....	<b>4,845</b>	<b>1,710</b>	<b>265</b>	<b>1,435</b>	<b>3,115</b>	<b>--</b>
Owned - Possédé .....	3,430	1,300	160	1,140	2,120	--
Rented - Loué .....	1,415	410	105	295	995	--
<b>Grey</b> .....	<b>16,565</b>	<b>7,095</b>	<b>1,310</b>	<b>5,700</b>	<b>9,305</b>	<b>165</b>
Owned - Possédé .....	13,335	5,715	795	4,850	7,495	125
Rented - Loué .....	3,230	1,380	515	850	1,810	--
<b>Haldimand</b> .....	<b>6,735</b>	<b>1,545</b>	<b>300</b>	<b>1,225</b>	<b>5,065</b>	<b>125</b>
Owned - Possédé .....	5,135	1,245	225	1,015	3,820	--
Rented - Loué .....	1,600	300	--	210	1,245	--
<b>Haliburton</b> .....	<b>2,050</b>	<b>560</b>	<b>--</b>	<b>490</b>	<b>1,470</b>	<b>--</b>
Owned - Possédé .....	1,710	465	--	425	1,225	--
Rented - Loué .....	340	--	--	--	245	--
<b>Halton</b> .....	<b>12,215</b>	<b>7,790</b>	<b>2,210</b>	<b>5,435</b>	<b>4,280</b>	<b>145</b>
Owned - Possédé .....	9,380	6,475	1,715	4,685	2,805	100
Rented - Loué .....	2,835	1,315	495	750	1,475	--
<b>Hastings</b> .....	<b>19,740</b>	<b>7,335</b>	<b>1,935</b>	<b>5,345</b>	<b>12,300</b>	<b>105</b>
Owned - Possédé .....	12,940	4,515	840	3,665	8,375	--
Rented - Loué .....	6,800	2,820	1,095	1,680	3,925	--
<b>Huron</b> .....	<b>13,870</b>	<b>6,225</b>	<b>900</b>	<b>5,315</b>	<b>7,585</b>	<b>--</b>
Owned - Possédé .....	10,895	4,980	645	4,330	5,885	--
Rented - Loué .....	2,975	1,245	255	985	1,700	--

1. Includes central heating plants and unspecified types of furnace heating. - Comprend les installations de chauffage central et les genres de chauffage par fournaise non spécifiés.

TABLE 21. Occupied dwellings by tenure showing principal heating equipment, for counties and census divisions, 1951 - Continued

TABLEAU 21. Logements occupés selon le mode d'occupation, et principal appareil de chauffage, comtés et divisions de recensement, 1951 - suite

County or census division, and tenure Comté ou division de recensement et mode d'occupation	Total	Principal heating equipment Principal appareil de chauffage				
		Furnace Fournaise			Stove Poêle	Other Autre
		Total <sup>1</sup>	Steam or hot water A vapeur ou à eau chaude	Hot air A air chaud		
<b>Ontario - Con. - suite</b>						
Kenora .....	10,205	3,795	600	3,150	6,075	335
Owned - Possédé .....	6,660	2,725	360	2,365	3,730	205
Rented - Loué .....	3,545	1,070	240	785	2,345	130
Kent .....	22,180	6,450	1,265	5,060	15,580	150
Owned - Possédé .....	15,270	4,935	855	4,005	10,230	105
Rented - Loué .....	6,910	1,515	410	1,055	5,350	--
Lambton .....	20,610	9,470	2,170	7,225	10,810	330
Owned - Possédé .....	15,835	7,610	1,445	6,110	7,985	240
Rented - Loué .....	4,775	1,860	725	1,115	2,825	--
Lanark .....	9,675	4,375	720	3,630	5,240	--
Owned - Possédé .....	7,095	3,355	385	2,955	3,695	--
Rented - Loué .....	2,580	1,020	335	675	1,545	--
Leeds .....	10,295	5,280	1,115	4,090	4,875	140
Owned - Possédé .....	6,975	3,665	565	3,080	3,240	--
Rented - Loué .....	3,320	1,615	550	1,010	1,635	--
Lennox & Addington .....	5,440	1,200	185	1,010	4,205	--
Owned - Possédé .....	4,235	930	125	800	3,275	--
Rented - Loué .....	1,205	270	--	210	930	--
Lincoln .....	24,300	15,360	4,695	10,425	8,585	355
Owned - Possédé .....	16,845	11,460	3,080	8,295	5,205	180
Rented - Loué .....	7,455	3,900	1,615	2,130	3,380	175
Manitoulin .....	2,805	455	--	410	2,340	--
Owned - Possédé .....	2,430	395	--	380	2,025	--
Rented - Loué .....	375	--	--	--	315	--
Middlesex .....	44,090	31,790	5,200	25,790	11,730	570
Owned - Possédé .....	30,425	22,245	2,345	19,615	7,810	370
Rented - Loué .....	13,665	9,545	2,855	6,175	3,920	200
Muskoka .....	6,860	2,990	430	2,530	3,810	--
Owned - Possédé .....	5,480	2,430	295	2,130	3,000	--
Rented - Loué .....	1,380	560	135	400	810	--
Nipissing .....	11,485	4,970	1,395	3,385	6,325	190
Owned - Possédé .....	8,375	3,615	780	2,690	4,650	110
Rented - Loué .....	3,110	1,355	615	695	1,675	--
Norfolk .....	11,785	3,770	480	3,220	7,875	140
Owned - Possédé .....	8,215	3,060	400	2,600	5,080	--
Rented - Loué .....	3,570	710	--	620	2,795	--
Northumberland .....	9,495	3,565	615	2,925	5,840	--
Owned - Possédé .....	6,955	2,695	380	2,315	4,190	--
Rented - Loué .....	2,540	870	235	610	1,650	--
Ontario .....	23,005	13,700	2,860	10,775	9,150	155
Owned - Possédé .....	16,485	10,480	1,870	8,580	5,910	--
Rented - Loué .....	6,520	3,220	990	2,195	3,240	--
Oxford .....	16,440	8,865	1,315	7,455	7,395	180
Owned - Possédé .....	11,660	6,835	890	5,925	4,715	110
Rented - Loué .....	4,780	2,030	425	1,530	2,680	--
Parry Sound .....	7,255	1,875	435	1,415	5,340	--
Owned - Possédé .....	5,795	1,510	285	1,200	4,255	--
Rented - Loué .....	1,460	365	150	215	1,085	--
Peel .....	14,505	8,960	2,840	5,625	5,305	240
Owned - Possédé .....	10,515	6,925	2,165	4,710	3,390	200
Rented - Loué .....	3,990	2,035	675	915	1,915	--
Perth .....	14,740	9,305	1,575	7,605	5,335	100
Owned - Possédé .....	11,430	7,270	935	6,250	4,090	--
Rented - Loué .....	3,310	2,035	640	1,355	1,245	--
Peterborough .....	15,985	8,810	1,585	7,190	7,095	--
Owned - Possédé .....	11,265	6,450	825	5,595	4,755	--
Rented - Loué .....	4,720	2,360	760	1,595	2,340	--
Prescott .....	5,590	930	205	680	4,595	--
Owned - Possédé .....	4,245	780	165	580	3,430	--
Rented - Loué .....	1,345	150	--	100	1,165	--

1. Includes central heating plants and unspecified types of furnace heating. - Comprend les installations de chauffage central et les genres de chauffage par fournaise non spécifiés.

TABLE 21. Occupied dwellings by tenure showing principal heating equipment, for counties and census divisions,  
1951 - Continued

TABLEAU 21. Logements occupés selon le mode d'occupation, et principal appareil de chauffage, comtés et divisions de recensement, 1951 - suite

County or census division, and tenure Comté ou division de recensement et mode d'occupation	Total	Principal heating equipment Principal appareil de chauffage				
		Total <sup>1</sup>	Furnace Fournaise		Stove Poêle	Other Autre
			Steam or hot water A vapeur ou à eau chaude	Hot air A air chaud		
<b>Ontario - Con. - fin</b>						
Prince Edward	5,310	1,615	375	1,235	3,675	--
Owned - Possédé	3,740	1,110	235	870	2,620	--
Rented - Loué	1,570	505	140	365	1,055	--
Rainy River	5,740	1,695	430	1,250	3,955	--
Owned - Possédé	4,590	1,295	200	1,090	3,240	--
Rented - Loué	1,150	400	230	160	715	--
Renfrew	15,655	5,785	1,015	4,720	9,765	105
Owned - Possédé	11,680	3,850	470	3,350	7,745	--
Rented - Loué	3,975	1,935	545	1,370	2,020	--
Russell	3,825	630	--	525	3,170	--
Owned - Possédé	3,115	545	--	450	2,550	--
Rented - Loué	710	--	--	--	620	--
Simcoe	27,390	11,595	2,805	8,670	15,440	355
Owned - Possédé	20,560	8,365	1,755	6,585	11,930	265
Rented - Loué	6,830	3,230	1,050	2,085	3,510	--
Stormont	11,705	4,295	875	3,160	7,130	280
Owned - Possédé	6,510	2,735	425	2,160	3,650	125
Rented - Loué	5,195	1,560	450	1,000	3,480	155
Sudbury	24,340	12,425	4,470	7,675	11,540	375
Owned - Possédé	14,050	6,735	1,955	4,720	7,085	230
Rented - Loué	10,290	5,690	2,515	2,955	4,455	145
Thunder Bay	26,860	14,945	3,140	11,655	11,180	735
Owned - Possédé	19,020	10,240	1,555	8,635	8,215	565
Rented - Loué	7,840	4,705	1,585	3,020	2,965	170
Timiskaming	12,730	4,055	1,730	2,245	8,570	105
Owned - Possédé	7,660	2,275	595	1,660	5,330	--
Rented - Loué	5,070	1,780	1,135	585	3,240	--
Victoria	7,830	2,750	605	2,120	5,015	--
Owned - Possédé	6,120	2,105	370	1,730	3,975	--
Rented - Loué	1,710	645	235	390	1,040	--
Waterloo	32,600	26,340	6,635	19,305	5,955	305
Owned - Possédé	23,180	19,355	3,760	15,565	3,675	150
Rented - Loué	9,420	6,985	2,875	3,740	2,280	155
Welland	32,345	20,705	6,440	14,080	11,120	520
Owned - Possédé	23,010	15,430	4,260	11,085	7,245	335
Rented - Loué	9,335	5,275	2,180	2,995	3,875	185
Wellington	17,765	10,520	2,185	8,255	7,140	105
Owned - Possédé	13,050	7,750	1,305	6,430	5,220	--
Rented - Loué	4,715	2,770	880	1,825	1,920	--
Wentworth	70,070	53,860	14,380	38,825	15,360	850
Owned - Possédé	47,735	37,925	7,040	30,670	9,230	580
Rented - Loué	22,335	15,935	7,340	8,155	6,130	270
York	288,935	262,690	119,965	139,690	24,350	1,895
Owned - Possédé	205,575	189,130	74,265	114,530	15,145	1,300
Rented - Loué	83,360	73,560	45,700	25,160	9,205	595
<b>Manitoba</b>	<b>202,400</b>	<b>119,705</b>	<b>28,015</b>	<b>86,495</b>	<b>79,835</b>	<b>2,860</b>
Owned - Possédé	144,645	81,060	11,105	66,920	61,405	2,180
Rented - Loué	57,755	38,645	16,910	19,575	18,430	680
Division No. 1	5,380	1,185	--	1,120	4,150	--
Owned - Possédé	4,735	1,080	--	1,020	3,615	--
Rented - Loué	645	105	--	100	535	--
Division No. 2	8,955	3,590	460	3,130	5,280	--
Owned - Possédé	7,630	3,180	390	2,790	4,390	--
Rented - Loué	1,325	410	--	340	890	--
Division No. 3	6,030	2,670	460	2,200	3,290	--
Owned - Possédé	4,685	2,195	390	1,800	2,440	--
Rented - Loué	1,345	475	--	400	850	--
Division No. 4	4,230	2,075	215	1,860	2,095	--
Owned - Possédé	3,165	1,595	160	1,435	1,520	--
Rented - Loué	1,065	480	--	425	575	--

1. Includes central heating plants and unspecified types of furnace heating. - Comprend les installations de chauffage central et les genres de chauffage par fournaise non spécifiés.

**TABLE 21. Occupied dwellings by tenure showing principal heating equipment, for counties and census divisions, 1951 - Continued**  
**TABLEAU 21. Logements occupés selon le mode d'occupation, et principal appareil de chauffage, comtés et divisions de recensement, 1951 - suite**

County or census division, and tenure Comté ou division de recensement et mode d'occupation	Total	Principal heating equipment Principal appareil de chauffage				
		Furnace Fornaise			Stove Poêle	Other Autre
		Total <sup>1</sup>	Steam or hot water A vapeur ou à eau chaude	Hot air A air chaud		
<b>Mantoba - Con.-fin</b>						
Division No. 5 .....	13,900	6,275	820	5,450	7,420	205
Owned - Possédé .....	11,495	5,170	600	4,570	6,180	145
Rented - Loué .....	2,405	1,105	220	880	1,240	--
Division No. 6 .....	88,090	71,300	22,170	44,375	15,715	1,075
Owned - Possédé .....	52,400	42,790	7,400	32,430	8,865	745
Rented - Loué .....	35,690	28,510	14,770	11,945	6,850	330
Division No. 7 .....	10,740	7,200	1,310	5,835	3,450	--
Owned - Possédé .....	7,370	4,750	570	4,175	2,560	--
Rented - Loué .....	3,370	2,450	740	1,660	890	--
Division No. 8 .....	5,435	2,805	225	2,580	2,605	--
Owned - Possédé .....	4,060	2,120	155	1,965	1,925	--
Rented - Loué .....	1,375	685	--	615	680	--
Division No. 9 .....	15,240	9,230	1,280	7,890	5,755	255
Owned - Possédé .....	12,415	7,690	770	6,905	4,510	215
Rented - Loué .....	2,825	1,540	510	985	1,245	--
Division No. 10 .....	5,040	1,885	235	1,625	3,090	--
Owned - Possédé .....	4,250	1,565	170	1,395	2,635	--
Rented - Loué .....	790	320	--	230	455	--
Division No. 11 .....	7,030	3,015	155	2,860	3,885	130
Owned - Possédé .....	5,610	2,485	100	2,385	3,015	110
Rented - Loué .....	1,420	530	--	475	870	--
Division No. 12 .....	5,640	1,305	--	1,270	4,245	--
Owned - Possédé .....	4,995	1,160	--	1,130	3,760	--
Rented - Loué .....	645	145	--	140	485	--
Division No. 13 .....	6,320	1,840	155	1,640	4,430	--
Owned - Possédé .....	5,500	1,515	--	1,415	3,945	--
Rented - Loué .....	820	325	--	225	485	--
Division No. 14 .....	6,185	1,570	135	1,435	4,565	--
Owned - Possédé .....	5,225	1,290	--	1,200	3,900	--
Rented - Loué .....	960	280	--	235	665	--
Division No. 15 .....	3,210	980	--	915	2,200	--
Owned - Possédé .....	2,820	875	--	820	1,915	--
Rented - Loué .....	390	105	--	--	285	--
Division No. 16 .....	10,975	2,780	270	2,310	7,660	535
Owned - Possédé .....	8,290	1,600	110	1,485	6,230	460
Rented - Loué .....	2,685	1,180	160	825	1,430	--
<b>Saskatchewan</b> .....	<b>221,455</b>	<b>86,675</b>	<b>14,790</b>	<b>70,160</b>	<b>130,845</b>	<b>3,935</b>
Owned - Possédé .....	164,800	60,180	3,840	53,645	101,770	2,850
Rented - Loué .....	56,655	26,495	8,950	16,515	29,075	1,085
Division No. 1 .....	9,475	3,985	675	3,295	5,350	140
Owned - Possédé .....	7,205	3,175	450	2,720	3,920	110
Rented - Loué .....	2,270	810	225	575	1,430	--
Division No. 2 .....	8,700	3,335	605	2,705	5,210	155
Owned - Possédé .....	6,080	2,390	290	2,085	3,575	115
Rented - Loué .....	2,620	945	315	620	1,635	--
Division No. 3 .....	8,175	3,085	280	2,700	4,860	230
Owned - Possédé .....	6,165	2,345	160	2,105	3,655	165
Rented - Loué .....	2,010	740	120	595	1,205	--
Division No. 4 .....	5,005	1,335	220	1,080	3,635	--
Owned - Possédé .....	3,845	990	105	850	2,825	--
Rented - Loué .....	1,160	345	115	230	810	--
Division No. 5 .....	12,950	4,230	640	3,575	8,510	210
Owned - Possédé .....	10,470	3,455	425	3,020	6,855	160
Rented - Loué .....	2,480	775	215	555	1,655	--
Division No. 6 .....	30,535	19,145	4,450	14,395	10,420	970
Owned - Possédé .....	19,735	11,700	1,315	10,345	7,320	715
Rented - Loué .....	10,800	7,445	3,135	4,050	3,100	255
Division No. 7 .....	14,620	7,715	1,810	5,825	6,730	175
Owned - Possédé .....	9,620	4,615	485	4,095	4,910	--
Rented - Loué .....	5,000	3,100	1,325	1,730	1,820	--

1. Includes central heating plants and unspecified types of furnace heating. - Comprend les installations de chauffage central et les genres de chauffage par fournaise non spécifiés.



TABLE 21. Occupied dwellings by tenure showing principal heating equipment, for counties and census divisions, 1951 - Continued

TABLEAU 21. Logements occupés selon le mode d'occupation, et principal appareil de chauffage, comtés et divisions de recensement, 1951 - suite

County or census division, and tenure Comté ou division de recensement et mode d'occupation	Total	Principal heating equipment Principal appareil de chauffage				
		Furnace Fournaise			Stove Poêle	Other Autre
		Total <sup>1</sup>	Steam or hot water A vapeur ou à eau chaude	Hot air A air chaud		
<b>Saskatchewan - Con.-fin</b>						
Division No. 8 .....	10,230	3,965	775	2,995	6,050	215
Owned - Possédé .....	7,205	2,715	345	2,255	4,345	145
Rented - Loué .....	3,025	1,250	430	740	1,705	--
Division No. 9 .....	14,275	3,215	395	2,765	10,935	125
Owned - Possédé .....	11,575	2,265	140	2,100	9,205	105
Rented - Loué .....	2,700	950	255	665	1,730	--
Division No. 10 .....	9,580	1,985	185	1,765	7,415	180
Owned - Possédé .....	8,045	1,675	110	1,540	6,220	150
Rented - Loué .....	1,535	310	--	225	1,195	--
Division No. 11 .....	23,525	14,995	2,905	11,710	8,220	310
Owned - Possédé .....	16,005	9,975	1,085	8,770	5,830	200
Rented - Loué .....	7,520	5,020	1,820	2,940	2,390	110
Division No. 12 .....	7,795	2,340	265	2,055	5,300	155
Owned - Possédé .....	5,725	1,790	170	1,605	3,835	100
Rented - Loué .....	2,070	550	--	450	1,465	--
Division No. 13 .....	8,205	2,440	220	2,185	5,705	--
Owned - Possédé .....	6,135	1,875	150	1,705	4,210	--
Rented - Loué .....	2,070	565	--	480	1,495	--
Division No. 14 .....	16,360	3,265	205	3,040	12,690	405
Owned - Possédé .....	13,350	2,555	130	2,415	10,495	300
Rented - Loué .....	3,010	710	--	625	2,195	105
Division No. 15 .....	19,670	7,030	780	6,095	12,410	230
Owned - Possédé .....	15,630	5,210	320	4,860	10,250	170
Rented - Loué .....	4,040	1,820	460	1,235	2,160	--
Division No. 16 .....	11,250	2,940	300	2,490	8,225	--
Owned - Possédé .....	8,865	2,095	--	1,975	6,705	--
Rented - Loué .....	2,385	845	210	515	1,520	--
Division No. 17 .....	7,770	1,385	--	1,210	6,210	175
Owned - Possédé .....	6,330	1,145	--	1,000	5,040	145
Rented - Loué .....	1,440	240	--	210	1,170	--
Division No. 18 .....	3,335	285	--	275	2,970	--
Owned - Possédé .....	2,815	210	--	200	2,575	--
Rented - Loué .....	520	--	--	--	395	--
<b>Alberta .....</b>	<b>250,750</b>	<b>117,315</b>	<b>12,635</b>	<b>102,110</b>	<b>127,660</b>	<b>5,775</b>
Owned - Possédé .....	179,035	81,120	4,940	75,040	94,290	3,645
Rented - Loué .....	71,695	36,195	7,715	27,070	33,370	2,130
Division No. 1 .....	9,905	3,945	435	3,375	5,740	220
Owned - Possédé .....	6,555	2,655	210	2,390	3,750	150
Rented - Loué .....	3,350	1,290	225	985	1,990	--
Division No. 2 .....	18,645	8,635	895	7,495	9,595	415
Owned - Possédé .....	12,650	6,315	465	5,705	6,160	175
Rented - Loué .....	5,995	2,320	430	1,790	3,435	240
Division No. 3 .....	4,625	1,170	--	1,080	3,410	--
Owned - Possédé .....	3,295	810	--	765	2,450	--
Rented - Loué .....	1,330	360	--	315	960	--
Division No. 4 .....	7,960	2,670	180	2,450	5,195	--
Owned - Possédé .....	5,635	2,175	120	2,015	3,380	--
Rented - Loué .....	2,325	495	--	435	1,815	--
Division No. 5 .....	4,835	1,445	125	1,310	3,290	100
Owned - Possédé .....	3,725	1,155	--	1,080	2,480	--
Rented - Loué .....	1,110	290	--	230	810	--
Division No. 6 .....	55,095	38,060	5,150	32,295	15,535	1,500
Owned - Possédé .....	35,010	24,485	1,775	22,540	9,855	670
Rented - Loué .....	20,085	13,575	3,375	9,755	5,680	830
Division No. 7 .....	8,115	2,195	--	2,075	5,790	130
Owned - Possédé .....	6,330	1,845	--	1,775	4,380	105
Rented - Loué .....	1,785	350	--	300	1,410	--
Division No. 8 .....	19,225	7,915	570	7,095	11,020	290
Owned - Possédé .....	14,435	6,105	320	5,610	8,145	185
Rented - Loué .....	4,790	1,810	250	1,485	2,875	105

1. Includes central heating plants and unspecified types of furnace heating. - Comprend les installations de chauffage central et les genres de chauffage par fournaise non spécifiés.

TABLE 21. Occupied dwellings by tenure showing principal heating equipment, for counties and census divisions, 1951 - Concluded

TABLEAU 21. Logements occupés selon le mode d'occupation, et principal appareil de chauffage, comtés et divisions de recensement, 1951 - fin

County or census division, and tenure Comté. ou division de recensement et mode d'occupation	Total	Principal heating equipment Principal appareil de chauffage				
		Furnace Fournaise			Stove Poêle	Other Autre
		Total <sup>1</sup>	Steam or hot water A vapeur ou à eau chaude	Hot air A air chaud		
<b>Alberta - Con. - fin</b>						
Division No. 9 .....	8,780	1,815	160	1,510	6,665	300
Owned - Possédé .....	6,880	1,480	120	1,220	5,180	220
Rented - Loué .....	1,900	335	--	290	1,485	--
Division No. 10 .....	13,095	3,005	--	2,815	9,660	430
Owned - Possédé .....	11,015	2,585	--	2,460	8,065	365
Rented - Loué .....	2,080	420	--	355	1,595	--
Division No. 11 .....	59,550	40,625	4,635	35,205	17,610	1,315
Owned - Possédé .....	39,650	26,655	1,535	24,920	12,215	780
Rented - Loué .....	19,900	13,970	3,100	10,285	5,395	535
Division No. 12 .....	4,940	535	--	435	4,355	--
Owned - Possédé .....	3,605	400	--	355	3,175	--
Rented - Loué .....	1,335	135	--	--	1,180	--
Division No. 13 .....	7,015	1,075	--	1,005	5,670	270
Owned - Possédé .....	6,120	955	--	900	4,925	240
Rented - Loué .....	895	120	--	105	745	--
Division No. 14 .....	12,080	2,145	--	2,045	9,505	430
Owned - Possédé .....	10,440	1,910	--	1,830	8,150	380
Rented - Loué .....	1,640	235	--	215	1,355	--
Division No. 15 .....	5,430	640	--	585	4,720	--
Owned - Possédé .....	4,295	460	--	415	3,785	--
Rented - Loué .....	1,135	180	--	170	935	--
Division No. 16 .....	8,915	1,285	--	1,190	7,545	--
Owned - Possédé .....	7,245	1,020	--	955	6,165	--
Rented - Loué .....	1,670	265	--	235	1,380	--
Division No. 17 .....	2,540	155	--	145	2,355	--
Owned - Possédé .....	2,170	110	--	105	2,030	--
Rented - Loué .....	370	--	--	--	325	--
<b>British Columbia</b> .....	<b>337,780</b>	<b>175,300</b>	<b>34,455</b>	<b>137,130</b>	<b>156,215</b>	<b>6,265</b>
Owned - Possédé .....	235,160	127,895	16,150	110,330	102,935	4,330
Rented - Loué .....	102,620	47,405	18,305	26,800	53,280	1,935
Division No. 1 .....	7,700	2,690	305	2,315	4,815	195
Owned - Possédé .....	5,235	2,065	115	1,940	3,045	125
Rented - Loué .....	2,465	625	190	375	1,770	--
Division No. 2 .....	17,125	6,065	1,055	4,850	10,780	280
Owned - Possédé .....	11,615	4,855	660	4,115	6,600	160
Rented - Loué .....	5,510	1,210	395	735	4,180	120
Division No. 3 .....	22,455	6,785	575	6,025	15,150	520
Owned - Possédé .....	15,960	5,355	345	4,940	10,230	375
Rented - Loué .....	6,495	1,430	230	1,085	4,920	145
Division No. 4 .....	189,320	120,390	24,430	93,480	65,295	3,635
Owned - Possédé .....	132,885	86,600	10,655	74,965	43,735	2,550
Rented - Loué .....	56,435	33,790	13,775	18,515	21,560	1,085
Division No. 5 .....	64,305	31,860	6,855	24,555	31,285	1,160
Owned - Possédé .....	45,160	24,065	3,795	20,035	20,245	850
Rented - Loué .....	19,145	7,795	3,060	4,520	11,040	310
Division No. 6 .....	12,035	3,120	425	2,610	8,790	125
Owned - Possédé .....	7,765	2,200	215	1,975	5,505	--
Rented - Loué .....	4,270	920	210	635	3,285	--
Division No. 7 .....	4,775	1,395	255	950	3,320	--
Owned - Possédé .....	2,690	720	--	670	1,935	--
Rented - Loué .....	2,085	675	220	280	1,385	--
Division No. 8 .....	10,975	1,535	165	1,355	9,325	115
Owned - Possédé .....	7,455	1,050	--	965	6,345	--
Rented - Loué .....	3,520	485	--	390	2,980	--
Division No. 9 .....	4,995	895	365	490	3,995	105
Owned - Possédé .....	3,430	620	230	380	2,735	--
Rented - Loué .....	1,565	275	135	110	1,260	--
Division No. 10 .....	4,095	565	--	500	3,460	--
Owned - Possédé .....	2,965	365	--	345	2,560	--
Rented - Loué .....	1,130	200	--	155	900	--

1. Includes central heating plants and unspecified types of furnace heating. - Comprend les installations de chauffage central et les genres de chauffage par fournaise non spécifiés.

TABLE 22. Occupied dwellings by tenure showing principal heating equipment, for incorporated cities, towns, and villages of 10,000 population and over, 1951

TABLEAU 22. Logements occupés selon le mode d'occupation et principal appareil de chauffage, cités, villes et villages constitués de 10,000 et plus, 1951

City, town or village, and tenure Cité, ville ou village et mode d'occupation	Total	Principal heating equipment Principal appareil de chauffage				Other Autre
		Furnace Fournaise		Stove Poêle	Other Autre	
		Total <sup>1</sup>	Steam or hot water A vapeur ou à eau chaude			
<b>Newfoundland</b>						
St. John's.....	10,570	2,255	1,480	675	8,195	120
Owned - Possédé.....	6,520	1,675	1,105	525	4,800	--
Rented - Loué.....	4,050	580	375	150	3,395	--
<b>Prince Edward Island</b>						
Charlottetown.....	3,515	2,405	1,690	685	1,095	--
Owned - Possédé.....	1,595	1,235	815	410	360	--
Rented - Loué.....	1,920	1,170	875	275	735	--
<b>Nova Scotia</b>						
Dartmouth.....	3,450	2,400	845	1,555	1,045	--
Owned - Possédé.....	2,020	1,685	395	1,290	335	--
Rented - Loué.....	1,430	715	450	265	710	--
Glace Bay.....	5,325	1,625	1,315	300	3,430	270
Owned - Possédé.....	4,220	1,325	1,060	265	2,680	215
Rented - Loué.....	1,105	300	255	--	750	--
Halifax.....	18,710	11,410	8,100	2,960	7,230	--
Owned - Possédé.....	8,785	6,405	4,305	2,095	2,355	--
Rented - Loué.....	9,925	5,005	3,795	865	4,875	--
New Waterford.....	2,090	450	385	--	1,630	--
Owned - Possédé.....	1,625	390	335	--	1,225	--
Rented - Loué.....	465	--	--	--	405	--
Sydney.....	6,325	3,620	2,805	815	2,655	--
Owned - Possédé.....	4,350	2,820	2,110	710	1,510	--
Rented - Loué.....	1,975	800	695	105	1,145	--
Truro.....	2,810	2,325	640	1,675	485	--
Owned - Possédé.....	1,705	1,405	250	1,155	300	--
Rented - Loué.....	1,105	920	390	520	185	--
<b>New Brunswick</b>						
Edmundston.....	2,180	1,225	375	700	890	--
Owned - Possédé.....	1,165	780	225	490	340	--
Rented - Loué.....	1,015	445	150	210	550	--
Fredericton.....	4,255	2,775	550	2,155	1,455	--
Owned - Possédé.....	1,985	1,435	275	1,155	550	--
Rented - Loué.....	2,270	1,340	275	1,000	905	--
Moncton.....	6,595	4,105	1,065	3,000	2,445	--
Owned - Possédé.....	2,890	2,190	400	1,785	685	--
Rented - Loué.....	3,705	1,915	665	1,215	1,760	--
Saint John.....	13,180	3,980	3,000	765	9,160	--
Owned - Possédé.....	2,910	1,245	965	275	1,655	--
Rented - Loué.....	10,270	2,735	2,035	490	7,505	--
<b>Québec</b>						
Arvida.....	1,910	1,680	170	1,380	225	--
Owned - Possédé.....	385	330	--	190	--	--
Rented - Loué.....	1,525	1,350	130	1,190	170	--
Cap-de-la-Madeleine.....	3,795	775	380	335	3,000	--
Owned - Possédé.....	1,945	615	310	260	1,315	--
Rented - Loué.....	1,850	160	--	--	1,685	--

1. Includes central heating plants and unspecified types of furnace heating. — Comprend les installations de chauffage central et les genres de chauffage par fournaise non spécifiés.

TABLE 22. Occupied dwellings by tenure showing principal heating equipment, for incorporated cities, towns, and villages of 10,000 population and over, 1951 - Continued

TABLEAU 22. Logements occupés selon le mode d'occupation et principal appareil de chauffage, cités, villes et villages constitués de 10,000 et plus, 1951 - suite

City, town or village, and tenure Cité, ville ou village et mode d'occupation	Total	Principal heating equipment Principal appareil de chauffage				
		Furnace Fournaise			Stove Poêle	Other Autre
		Total <sup>1</sup>	Steam or hot water A vapeur ou à eau chaude	Hot air A air chaud		
<b>Québec - Con.-suite</b>						
Chicoutimi .....	3,875	845	505	165	2,990	--
Owned - Possédé .....	1,625	510	315	110	1,110	--
Rented - Loué .....	2,250	335	190	--	1,880	--
Drummondville .....	3,160	985	390	425	2,085	--
Owned - Possédé .....	1,020	470	175	255	515	--
Rented - Loué .....	2,140	515	215	170	1,570	--
Granby .....	4,990	1,595	840	670	3,370	--
Owned - Possédé .....	1,960	960	450	470	995	--
Rented - Loué .....	3,030	635	390	200	2,375	--
Grand'Mère .....	2,390	700	340	260	1,685	--
Owned - Possédé .....	955	415	220	150	540	--
Rented - Loué .....	1,435	285	120	110	1,145	--
Hull .....	9,325	3,070	1,290	1,380	5,665	590
Owned - Possédé .....	4,175	1,375	495	800	2,470	330
Rented - Loué .....	5,150	1,695	795	580	3,195	260
Jacques-Cartier .....	4,780	--	--	--	4,615	--
Owned - Possédé .....	3,285	--	--	--	3,175	--
Rented - Loué .....	1,495	--	--	--	1,440	--
Joliette .....	3,250	585	255	315	2,580	--
Owned - Possédé .....	1,030	320	140	175	665	--
Rented - Loué .....	2,220	265	115	140	1,915	--
Jonquières .....	3,755	550	165	290	3,165	--
Owned - Possédé .....	1,640	390	105	235	1,230	--
Rented - Loué .....	2,115	160	--	--	1,935	--
Lachine .....	6,385	2,825	1,775	820	3,525	--
Owned - Possédé .....	2,675	1,810	1,125	675	855	--
Rented - Loué .....	3,710	1,015	650	145	2,670	--
Lasalle .....	2,790	665	515	145	2,105	--
Owned - Possédé .....	1,235	400	270	125	825	--
Rented - Loué .....	1,555	265	245	--	1,280	--
Lévis .....	2,435	930	320	150	1,475	--
Owned - Possédé .....	1,385	685	270	120	680	--
Rented - Loué .....	1,050	245	--	--	795	--
Longueuil .....	2,485	1,370	645	360	945	170
Owned - Possédé .....	1,225	870	395	285	295	--
Rented - Loué .....	1,260	500	250	--	650	110
Magog .....	2,725	810	240	560	1,885	--
Owned - Possédé .....	1,140	560	145	410	560	--
Rented - Loué .....	1,585	250	--	150	1,325	--
Montréal .....	247,485	107,300	80,190	11,620	135,840	4,345
Owned - Possédé .....	43,215	25,830	19,130	3,620	16,645	740
Rented - Loué .....	204,270	81,470	61,060	8,000	119,195	3,605
Montréal N. ....	2,985	570	320	160	2,380	--
Owned - Possédé .....	1,675	400	215	135	1,260	--
Rented - Loué .....	1,310	170	105	--	1,120	--
Mont-Royal .....	3,110	3,050	2,090	750	--	--
Owned - Possédé .....	2,210	2,175	1,430	740	--	--
Rented - Loué .....	900	875	660	--	--	--
Outremont .....	7,420	7,115	6,525	105	285	--
Owned - Possédé .....	2,375	2,340	2,265	--	--	--
Rented - Loué .....	5,045	4,775	4,260	--	250	--
Québec .....	34,970	14,995	12,825	610	19,790	185
Owned - Possédé .....	8,540	4,590	3,960	300	3,905	--
Rented - Loué .....	26,430	10,405	8,865	310	15,885	140
Rimouski .....	2,100	675	450	165	1,415	--
Owned - Possédé .....	1,125	420	275	125	705	--
Rented - Loué .....	975	255	175	--	710	--
Rouyn .....	3,015	990	405	335	1,925	100
Owned - Possédé .....	1,125	425	140	225	675	--
Rented - Loué .....	1,890	565	265	110	1,250	--

1. Includes central heating plants and unspecified types of furnace heating. - Comprend les installations de chauffage central et les genres de chauffage par fournaise non spécifiés.

TABLE 22. Occupied dwellings by tenure showing principal heating equipment, for incorporated cities, towns, and villages of 10,000 population and over, 1951 - Continued

TABLEAU 22. Logements occupés selon le mode d'occupation et principal appareil de chauffage, cités, villes et villages constitués de 10,000 et plus, 1951 - suite

City, town or village, and tenure Cité, ville ou village et mode d'occupation	Total	Principal hearing equipment Principal appareil de chauffage				
		Furnace Fournaise			Stove Poêle	Other Autre
		Total <sup>1</sup>	Steam or hot water A vapeur ou à eau chaude	Hot air A air chaud		
<b>Québec - Con.-fin</b>						
St-Hyacinthe .....	4,420	1,520	755	305	2,895	--
Owned - Possédé .....	1,175	580	290	145	595	--
Rented - Loué .....	3,245	940	465	160	2,300	--
St-Jean .....	4,090	1,445	1,095	270	2,570	--
Owned - Possédé .....	1,320	685	510	140	620	--
Rented - Loué .....	2,770	760	585	130	1,950	--
St-Jérôme (Terrebonne Co.) .....	3,990	580	470	--	3,385	--
Owned - Possédé .....	1,470	245	195	--	1,205	--
Rented - Loué .....	2,520	335	275	--	2,180	--
St-Laurent .....	4,975	3,640	2,300	520	1,310	--
Owned - Possédé .....	1,910	1,410	775	310	500	--
Rented - Loué .....	3,065	2,230	1,525	210	810	--
St-Michel .....	2,255	630	320	255	1,575	--
Owned - Possédé .....	1,395	505	240	240	875	--
Rented - Loué .....	860	125	--	--	700	--
Shawinigan Falls .....	5,670	1,445	820	145	4,205	--
Owned - Possédé .....	1,310	455	285	--	850	--
Rented - Loué .....	4,360	990	535	--	3,355	--
Sherbrooke .....	11,545	5,405	2,760	1,770	5,985	155
Owned - Possédé .....	3,785	2,430	1,090	1,085	1,335	--
Rented - Loué .....	7,760	2,975	1,670	685	4,650	135
Sillery .....	2,155	1,655	1,605	--	490	--
Owned - Possédé .....	1,440	1,230	1,190	--	200	--
Rented - Loué .....	715	425	415	--	290	--
Sorel .....	3,065	1,100	340	475	1,945	--
Owned - Possédé .....	1,400	610	190	290	780	--
Rented - Loué .....	1,665	490	150	185	1,165	--
Thetford Mines .....	3,330	1,515	360	1,140	1,805	--
Owned - Possédé .....	1,945	1,210	275	930	730	--
Rented - Loué .....	1,385	305	--	210	1,075	--
Trois-Rivières .....	9,530	2,885	2,085	700	6,555	--
Owned - Possédé .....	2,670	1,215	840	340	1,425	--
Rented - Loué .....	6,860	1,670	1,245	360	5,130	--
Valleyfield (Salaberry-de) .....	4,890	1,260	445	645	3,560	--
Owned - Possédé .....	2,020	715	280	340	1,275	--
Rented - Loué .....	2,870	545	165	305	2,285	--
Verdun .....	19,805	4,580	2,375	1,795	15,060	165
Owned - Possédé .....	3,130	1,810	1,040	580	1,295	--
Rented - Loué .....	16,675	2,770	1,335	1,215	13,765	140
Victoriaville .....	2,890	1,825	290	1,490	1,045	--
Owned - Possédé .....	1,335	1,105	125	980	225	--
Rented - Loué .....	1,555	720	165	510	820	--
Westmount .....	6,260	6,050	5,980	--	210	--
Owned - Possédé .....	3,180	3,140	3,115	--	--	--
Rented - Loué .....	3,080	2,910	2,865	--	170	--
<b>Ontario</b>						
Barrie .....	3,525	2,470	720	1,750	1,025	--
Owned - Possédé .....	2,225	1,650	370	1,280	550	--
Rented - Loué .....	1,300	820	350	470	475	--
Belleville .....	5,465	3,205	1,100	2,090	2,240	--
Owned - Possédé .....	2,945	1,835	465	1,370	1,105	--
Rented - Loué .....	2,520	1,370	635	720	1,135	--
Brantford .....	10,375	6,975	1,710	5,180	3,250	150
Owned - Possédé .....	6,410	4,655	920	3,725	1,685	--
Rented - Loué .....	3,965	2,320	790	1,455	1,565	--
Brockville .....	3,385	2,280	750	1,490	1,060	--
Owned - Possédé .....	1,635	1,225	345	870	385	--
Rented - Loué .....	1,750	1,055	405	620	675	--

1. Includes central heating plants and unspecified types of furnace heating. - Comprend les installations de chauffage central et les genres de chauffage par fournaise non spécifiés.

TABLE 22. Occupied dwellings by tenure showing principal heating equipment, for incorporated cities, towns, and villages of 10,000 population and over, 1951 - Continued  
 TABLEAU 22. Logements occupés selon le mode d'occupation et principal appareil de chauffage, cités, villes et villages constitués de 10,000 et plus, 1951 - suite

City, town or village, and tenure. Cité, ville ou village et mode d'occupation	Total	Principal heating equipment Principal appareil de chauffage				
		Furnace Fournaise			Stove Poêle	Other Autre
		Total <sup>1</sup>	Steam or hot water A vapeur ou à eau chaude	Hot air A air chaud		
<b>Ontario - Con. - suite</b>						
Chatham .....	6,105	2,925	580	2,280	3,155	--
Owned - Possédé .....	3,440	1,865	255	1,595	1,570	--
Rented - Loué .....	2,665	1,060	325	685	1,585	--
Cornwall .....	4,100	1,980	640	1,310	2,040	--
Owned - Possédé .....	1,730	1,010	275	735	685	--
Rented - Loué .....	2,370	970	365	575	1,355	--
Eastview .....	3,190	2,110	720	1,120	1,030	--
Owned - Possédé .....	1,450	1,045	245	735	375	--
Rented - Loué .....	1,740	1,065	475	385	655	--
Forest Hill .....	4,250	4,085	3,160	475	--	105
Owned - Possédé .....	2,885	2,730	2,375	355	--	105
Rented - Loué .....	1,365	1,355	785	120	--	--
Fort William .....	9,300	6,390	1,235	5,055	2,500	410
Owned - Possédé .....	6,675	4,520	525	3,960	1,840	315
Rented - Loué .....	2,625	1,870	710	1,095	660	--
Galt .....	5,470	4,395	835	3,550	990	--
Owned - Possédé .....	3,520	3,060	445	2,610	420	--
Rented - Loué .....	1,950	1,335	390	940	570	--
Guelph .....	7,105	5,755	1,485	4,225	1,315	--
Owned - Possédé .....	4,320	3,735	775	2,960	560	--
Rented - Loué .....	2,785	2,020	710	1,265	755	--
Hamilton .....	55,340	45,680	12,745	32,390	9,130	530
Owned - Possédé .....	36,090	30,900	5,720	25,050	4,875	315
Rented - Loué .....	19,250	14,780	7,025	7,340	4,255	215
Kingston .....	8,710	6,295	2,980	3,235	2,365	--
Owned - Possédé .....	4,115	3,365	1,200	2,165	725	--
Rented - Loué .....	4,595	2,930	1,780	1,070	1,640	--
Kitchener .....	11,570	10,985	3,570	7,070	530	--
Owned - Possédé .....	7,500	7,285	1,690	5,585	195	--
Rented - Loué .....	4,070	3,700	1,880	1,485	335	--
Leaside .....	4,645	4,635	3,445	1,115	--	--
Owned - Possédé .....	3,780	3,770	2,755	1,015	--	--
Rented - Loué .....	865	865	690	100	--	--
London .....	26,385	22,080	4,085	17,405	3,925	380
Owned - Possédé .....	15,895	13,890	1,450	12,275	1,785	220
Rented - Loué .....	10,490	8,190	2,635	5,130	2,140	160
Mimico .....	3,015	2,820	1,400	1,420	185	--
Owned - Possédé .....	2,130	2,015	795	1,220	110	--
Rented - Loué .....	885	805	605	200	--	--
New Toronto .....	2,360	2,180	1,035	1,125	170	--
Owned - Possédé .....	1,790	1,700	750	945	--	--
Rented - Loué .....	570	480	285	180	--	--
Niagara Falls .....	6,105	5,115	1,410	3,665	970	--
Owned - Possédé .....	3,920	3,520	740	2,775	385	--
Rented - Loué .....	2,185	1,595	670	890	585	--
North Bay .....	4,400	3,410	1,045	2,350	970	--
Owned - Possédé .....	3,005	2,380	535	1,830	615	--
Rented - Loué .....	1,395	1,030	510	520	355	--
Orillia .....	3,430	2,200	510	1,685	1,200	--
Owned - Possédé .....	2,435	1,575	325	1,250	845	--
Rented - Loué .....	995	625	185	435	355	--
Oshawa .....	11,225	9,375	2,025	7,345	1,755	--
Owned - Possédé .....	8,245	7,095	1,260	5,830	1,095	--
Rented - Loué .....	2,980	2,280	765	1,515	660	--
Ottawa .....	48,965	39,745	15,490	22,910	8,650	570
Owned - Possédé .....	21,260	18,065	4,445	13,500	2,985	210
Rented - Loué .....	27,705	21,680	11,045	9,410	5,665	360
Owen Sound .....	4,465	2,835	790	2,030	1,625	--
Owned - Possédé .....	3,080	2,040	395	1,635	1,035	--
Rented - Loué .....	1,385	795	395	395	590	--

1. Includes central heating plants and unspecified types of furnace heating. - Comprend les installations de chauffage central et les genres de chauffage par fournaise non-spécifiés.

**TABLE 22. Occupied dwellings by tenure showing principal heating equipment, for incorporated cities, towns, and villages of 10,000 population and over, 1951 - Continued**

**TABLEAU 22. Logements occupés selon le mode d'occupation et principal appareil de chauffage, cités, villes et villages constitués de 10,000 et plus, 1951 - suite**

City, town or village, and tenure  Cité, ville ou village et mode d'occupation	Total	Principal heating equipment — Principal appareil de chauffage				
		Furnace — Fornaise			Stove — Poêle	Other — Autre
		Total <sup>1</sup>	Steam or hot water — A vapeur ou à eau chaude	Hot air — A air chaud		
<b>Ontario - Con. - fin</b>						
Pembroke .....	3,045	1,625	480	1,135	1,415	--
Owned - Possédé .....	2,220	1,130	245	885	1,085	--
Rented - Loué .....	825	495	235	250	330	--
Peterborough .....	10,020	6,835	1,390	5,440	3,180	--
Owned - Possédé .....	6,370	4,690	645	4,040	1,675	--
Rented - Loué .....	3,650	2,145	745	1,400	1,505	--
Port Arthur .....	8,425	5,935	1,620	4,300	2,350	140
Owned - Possédé .....	6,275	4,390	910	3,470	1,790	--
Rented - Loué .....	2,150	1,545	710	830	560	--
St. Catharines .....	10,380	8,205	2,775	5,315	2,020	155
Owned - Possédé .....	6,595	5,675	1,605	4,010	885	--
Rented - Loué .....	3,785	2,530	1,170	1,305	1,135	120
St. Thomas .....	5,540	4,630	855	3,730	805	105
Owned - Possédé .....	3,450	3,135	405	2,710	280	--
Rented - Loué .....	2,090	1,495	450	1,020	525	--
Sarnia .....	9,380	6,205	1,450	4,750	2,920	255
Owned - Possédé .....	6,620	4,695	850	3,845	1,735	190
Rented - Loué .....	2,760	1,510	600	905	1,185	--
Sault Ste. Marie .....	7,855	5,230	1,600	3,620	2,455	170
Owned - Possédé .....	5,330	3,695	850	2,845	1,510	125
Rented - Loué .....	2,525	1,535	750	775	945	--
Stratford .....	5,445	4,330	925	3,360	1,085	--
Owned - Possédé .....	3,650	3,050	475	2,555	575	--
Rented - Loué .....	1,795	1,280	450	805	510	--
Sudbury .....	9,450	7,135	3,330	3,565	2,220	--
Owned - Possédé .....	4,435	3,595	1,315	2,240	820	--
Rented - Loué .....	5,015	3,540	2,015	1,325	1,400	--
Timmins .....	6,920	3,925	1,485	2,355	2,920	--
Owned - Possédé .....	3,380	2,190	670	1,510	1,140	--
Rented - Loué .....	3,540	1,735	815	845	1,780	--
Toronto .....	157,175	148,050	71,635	75,045	8,245	880
Owned - Possédé .....	97,795	94,045	37,485	56,415	3,290	460
Rented - Loué .....	59,380	54,005	34,150	18,630	4,955	420
Trenton .....	2,770	1,015	395	615	1,755	--
Owned - Possédé .....	1,490	595	155	435	895	--
Rented - Loué .....	1,280	420	240	180	860	--
Waterloo .....	3,045	2,810	785	2,025	220	--
Owned - Possédé .....	2,170	2,080	470	1,610	--	--
Rented - Loué .....	875	730	315	415	135	--
Welland .....	3,935	2,975	1,215	1,740	915	--
Owned - Possédé .....	2,585	2,005	715	1,280	555	--
Rented - Loué .....	1,350	970	500	460	360	--
Windsor .....	31,815	22,065	5,495	16,185	9,415	335
Owned - Possédé .....	17,300	13,225	2,245	10,915	3,855	220
Rented - Loué .....	14,515	8,840	3,250	5,270	5,560	115
Woodstock .....	4,635	3,305	560	2,705	1,290	--
Owned - Possédé .....	2,740	2,170	275	1,890	555	--
Rented - Loué .....	1,895	1,135	285	815	735	--
<b>Manitoba</b>						
Brandon .....	5,360	4,265	970	3,240	1,030	--
Owned - Possédé .....	3,430	2,690	395	2,290	700	--
Rented - Loué .....	1,930	1,575	575	950	330	--
St. Boniface .....	6,625	5,385	1,515	3,800	1,055	185
Owned - Possédé .....	4,070	3,385	630	2,755	575	110
Rented - Loué .....	2,555	2,000	885	1,045	480	--
Winnipeg .....	64,630	56,430	19,250	32,640	7,700	500
Owned - Possédé .....	34,280	31,325	5,700	22,670	2,645	310
Rented - Loué .....	30,350	25,105	13,550	9,970	5,055	190

1. Includes central heating plants and unspecified types of furnace heating. - Comprend les installations de chauffage central et les genres de chauffage par fournaise non spécifiés.

**TABLE 22. Occupied dwellings by tenure showing principal heating equipment, for incorporated cities, towns, and villages of 10,000 population and over, 1951 - Concluded**

**TABLEAU 22. Logements occupés selon le mode d'occupation et principal appareil de chauffage, cités, villes et villages constitués de 10,000 et plus, 1951 - fin**

City, town or village, and tenure — Cité, ville ou village et mode d'occupation	Total	Principal heating equipment — Principal appareil de chauffage				
		Furnace — Fournaise			Stove — Poêle	Other — Autre
		Total <sup>1</sup>	Steam or hot water — A vapeur ou à eau chaude	Hot air — A air chaud		
<b>Saskatchewan</b>						
Moose Jaw .....	7,320	5,770	1,690	4,075	1,445	105
Owned - Possédé .....	4,170	3,170	415	2,755	945	--
Rented - Loué .....	3,150	2,600	1,275	1,320	500	--
Prince Albert .....	4,355	3,160	495	2,540	1,150	--
Owned - Possédé .....	2,725	1,930	130	1,795	780	--
Rented - Loué .....	1,630	1,230	365	745	370	--
Regina .....	19,160	14,855	3,870	10,705	3,590	715
Owned - Possédé .....	11,060	8,410	915	7,470	2,105	545
Rented - Loué .....	8,100	6,445	2,955	3,235	1,485	170
Saskatoon .....	14,980	11,970	2,620	9,015	2,820	190
Owned - Possédé .....	9,585	7,655	915	6,635	1,825	105
Rented - Loué .....	5,395	4,315	1,705	2,380	995	--
<b>Alberta</b>						
Calgary .....	37,710	31,250	4,615	26,185	5,115	1,345
Owned - Possédé .....	22,240	19,205	1,395	17,710	2,485	550
Rented - Loué .....	15,470	12,045	3,220	8,475	2,630	795
Edmonton .....	42,925	35,725	4,440	30,560	6,175	1,025
Owned - Possédé .....	26,325	22,525	1,395	20,965	3,240	560
Rented - Loué .....	16,600	13,200	3,045	9,595	2,935	465
Lethbridge .....	6,580	4,450	430	3,935	1,815	315
Owned - Possédé .....	3,955	2,935	175	2,710	895	125
Rented - Loué .....	2,625	1,515	255	1,225	920	190
Medicine Hat .....	4,925	2,685	360	2,260	2,180	--
Owned - Possédé .....	2,910	1,635	150	1,480	1,260	--
Rented - Loué .....	2,015	1,050	210	780	920	--
<b>British Columbia</b>						
New Westminster .....	7,985	6,170	1,270	4,845	1,700	115
Owned - Possédé .....	5,345	4,455	440	4,010	825	--
Rented - Loué .....	2,640	1,715	830	835	875	--
North Vancouver .....	4,535	3,110	355	2,625	1,355	--
Owned - Possédé .....	3,355	2,525	295	2,180	770	--
Rented - Loué .....	1,180	585	--	445	585	--
Penticton .....	3,110	1,115	--	975	1,845	150
Owned - Possédé .....	2,290	910	--	825	1,270	110
Rented - Loué .....	820	205	--	150	575	--
Trail .....	3,150	1,645	225	1,385	1,430	--
Owned - Possédé .....	1,715	1,215	--	1,105	450	--
Rented - Loué .....	1,435	430	140	280	980	--
Vancouver .....	101,330	81,230	19,240	60,765	18,635	1,465
Owned - Possédé .....	63,885	53,635	7,000	46,375	9,405	845
Rented - Loué .....	37,445	27,595	12,240	14,390	9,230	620
Victoria .....	15,790	11,285	3,260	7,945	4,285	220
Owned - Possédé .....	9,195	6,915	1,035	5,850	2,155	125
Rented - Loué .....	6,595	4,370	2,225	2,095	2,130	--

1. Includes central heating plants and unspecified types of furnace heating. - Comprend les installations de chauffage central et les genres de chauffage par fournaise non spécifiés.



TABLE 23. Occupied dwellings by tenure showing principal heating equipment, for census metropolitan areas, 1951

TABLEAU 23. Logements occupés selon le mode d'occupation et principal appareil de chauffage, zones métropolitaines de recensement, 1951

Census metropolitan area and tenure  Zone métropolitaine de recensement et mode d'occupation	Total	Principal heating equipment — Principal appareil de chauffage				
		Furnace — Fournaise			Stove — Poêle	Other — Autre
		Total <sup>1</sup>	Steam or hot water — A vapeur ou à eau chaude	Hot air — A air chaud		
Calgary.....	40,235	32,135	4,665	26,945	6,745	1,355
Owned — Possédé.....	24,135	19,900	1,440	18,345	3,680	555
Rented — Loué.....	16,100	12,235	3,225	8,600	3,065	800
Edmonton.....	46,395	36,830	4,440	31,660	8,515	1,050
Owned — Possédé.....	28,880	23,475	1,395	21,910	4,835	570
Rented — Loué.....	17,515	13,355	3,045	9,750	3,680	480
Halifax.....	29,640	16,990	9,805	6,820	12,245	405
Owned — Possédé.....	16,230	10,510	5,360	5,135	5,460	260
Rented — Loué.....	13,410	6,480	4,445	1,685	6,785	145
Hamilton.....	68,640	54,530	14,735	39,135	13,220	890
Owned — Possédé.....	46,655	38,565	7,320	31,030	7,490	600
Rented — Loué.....	21,985	15,965	7,415	8,105	5,730	290
London.....	32,835	27,095	4,695	21,625	5,315	425
Owned — Possédé.....	21,170	18,170	1,920	15,985	2,745	255
Rented — Loué.....	11,665	8,925	2,775	5,640	2,570	170
Montréal.....	334,705	148,685	109,875	19,840	180,585	5,435
Owned — Possédé.....	81,570	47,990	34,315	9,380	32,405	1,175
Rented — Loué.....	253,135	100,695	75,560	10,460	148,180	4,260
Ottawa.....	66,265	46,820	18,085	26,540	18,200	1,245
Owned — Possédé.....	29,895	21,765	5,615	15,830	7,540	590
Rented — Loué.....	36,370	25,055	12,470	10,710	10,660	655
Québec.....	54,930	20,895	16,720	1,770	33,735	300
Owned — Possédé.....	19,910	9,115	6,965	1,255	10,660	135
Rented — Loué.....	35,020	11,780	9,755	515	23,075	165
Saint John.....	19,735	6,260	3,710	2,320	13,315	160
Owned — Possédé.....	7,480	3,015	1,460	1,540	4,375	---
Rented — Loué.....	12,255	3,245	2,250	780	8,940	---
St. John's (Nfld.).....	12,995	2,430	1,590	725	10,430	135
Owned — Possédé.....	8,565	1,835	1,210	575	6,680	---
Rented — Loué.....	4,430	595	380	150	3,750	---
Toronto.....	273,200	254,700	118,170	133,550	16,825	1,675
Owned — Possédé.....	193,405	182,625	72,870	109,460	9,650	1,130
Rented — Loué.....	79,795	72,075	45,300	24,090	7,175	545
Vancouver.....	153,975	112,380	23,740	86,600	38,770	2,825
Owned — Possédé.....	105,445	80,025	10,170	69,135	23,485	1,935
Rented — Loué.....	48,530	32,355	13,570	17,465	15,285	890
Victoria.....	31,620	22,665	5,545	16,875	8,445	510
Owned — Possédé.....	22,010	16,545	2,880	13,560	5,115	350
Rented — Loué.....	9,610	6,120	2,665	3,315	3,330	160
Windsor.....	41,595	26,745	6,630	19,540	14,440	410
Owned — Possédé.....	25,605	17,480	3,260	14,010	7,850	275
Rented — Loué.....	15,990	9,265	3,370	5,530	6,590	135
Winnipeg.....	95,955	79,420	23,610	51,025	15,315	1,220
Owned — Possédé.....	58,770	49,685	8,310	38,420	8,215	870
Rented — Loué.....	37,185	29,735	15,300	12,605	7,100	350

1. Includes central heating plants and unspecified types of furnace heating. — Comprend les installations de chauffage central et les genres de chauffage par fournaises non spécifiés.

TABLE 24. Occupied dwellings by tenure showing principal heating fuel, for provinces, rural farm, rural non-farm, and urban size groups, 1951

TABLEAU 24. Logements occupés selon le mode d'occupation et principal combustible de chauffage, provinces, régions rurales agricoles, rurales non agricoles, et urbaines par groupe d'importance, 1951

Locality and tenure Localité et mode d'occupation	Total	Principal heating fuel Principal combustible de chauffage							
		Coal Charbon	Coke	Wood Bois	Oil Huile	Gas Gaz	Electricity Électricité	Sawdust Sciure	Other Autre
<b>CANADA</b> .....	<b>3,409,295</b>	<b>1,436,050</b>	<b>33,470</b>	<b>951,325</b>	<b>774,535</b>	<b>163,165</b>	<b>7,715</b>	<b>36,235</b>	<b>6,800</b>
Owned - Possédé .....	2,236,955	892,730	21,775	739,935	445,795	101,175	3,455	27,635	4,435
Rented - Loué .....	1,172,340	543,320	11,695	211,390	328,740	61,990	4,260	8,580	2,365
Rural - Rurale .....	1,254,260	394,495	5,335	708,405	119,830	15,760	2,085	6,730	1,620
Owned - Possédé .....	1,028,780	310,950	4,530	605,425	88,505	11,735	1,080	5,375	1,180
Rented - Loué .....	225,480	83,545	805	102,980	31,325	4,025	1,005	1,355	440
Farm - Agricole .....	629,785	196,330	1,390	389,260	34,525	5,275	315	2,185	505
Owned - Possédé .....	570,260	169,245	1,255	362,955	29,640	4,400	280	2,040	445
Rented - Loué .....	59,525	27,085	135	26,305	4,885	875	--	145	--
Non-farm - Non agricole .....	624,475	198,165	3,945	319,145	85,305	10,485	1,770	4,545	1,115
Owned - Possédé .....	458,520	141,705	3,275	242,470	58,865	7,335	800	3,335	735
Rented - Loué .....	165,955	56,460	670	76,675	26,440	3,150	970	1,210	380
Urban - Urbaine .....	2,155,035	1,041,555	28,135	242,920	654,705	147,405	5,630	29,505	5,180
Owned - Possédé .....	1,208,175	581,780	17,245	134,510	357,290	89,440	2,375	22,280	3,255
Rented - Loué .....	946,860	459,775	10,890	108,410	297,415	57,965	3,255	7,225	1,925
100,000 and over - 100,000 et plus .....	848,640	417,510	11,065	32,410	277,760	89,310	1,285	16,050	3,250
Owned - Possédé .....	390,930	183,295	5,205	10,795	124,100	52,985	450	11,810	2,290
Rented - Loué .....	457,710	234,215	5,860	21,615	153,660	36,325	835	4,240	960
30,000-99,999 .....	375,015	201,540	7,840	21,800	129,950	9,385	625	3,635	240
Owned - Possédé .....	227,045	120,235	5,530	11,030	81,170	5,620	255	3,115	--
Rented - Loué .....	147,970	81,305	2,310	10,770	48,780	3,765	370	520	150
10,000-29,999 .....	369,795	168,160	5,595	58,875	111,675	18,570	1,785	4,385	750
Owned - Possédé .....	220,445	103,570	3,740	31,650	66,070	10,820	770	3,425	400
Rented - Loué .....	149,350	64,590	1,855	27,225	45,605	7,750	1,015	960	350
Under 10,000 - Moins de 10,000 .....	561,585	254,345	3,635	129,835	135,320	30,140	1,935	5,435	940
Owned - Possédé .....	369,755	174,680	2,770	81,035	85,950	20,015	900	3,930	475
Rented - Loué .....	191,830	79,665	865	48,800	49,370	10,125	1,035	1,505	465
<b>Newfoundland</b> .....	<b>70,980</b>	<b>32,240</b>	<b>1,015</b>	<b>30,495</b>	<b>7,015</b>	<b>--</b>	<b>100</b>	<b>--</b>	<b>--</b>
Owned - Possédé .....	61,540	25,745	1,010	29,525	5,105	--	--	--	--
Rented - Loué .....	9,440	6,495	--	970	1,910	--	--	--	--
Rural - Rurale .....	41,245	12,130	965	27,245	800	--	--	--	--
Owned - Possédé .....	39,435	11,355	965	26,595	440	--	--	--	--
Rented - Loué .....	1,810	775	--	650	360	--	--	--	--
Farm - Agricole .....	2,890	565	--	2,275	--	--	--	--	--
Owned - Possédé .....	2,825	545	--	2,230	--	--	--	--	--
Rented - Loué .....	--	--	--	--	--	--	--	--	--
Non-farm - Non agricole .....	38,355	11,565	965	24,970	780	--	--	--	--
Owned - Possédé .....	36,610	10,810	965	24,365	420	--	--	--	--
Rented - Loué .....	1,745	755	--	605	360	--	--	--	--
Urban - Urbaine .....	29,735	20,110	--	3,250	6,215	--	--	--	--
Owned - Possédé .....	22,105	14,390	--	2,930	4,665	--	--	--	--
Rented - Loué .....	7,630	5,720	--	320	1,550	--	--	--	--
30,000-99,999 .....	10,570	6,285	--	--	4,240	--	--	--	--
Owned - Possédé .....	6,520	3,330	--	--	3,170	--	--	--	--
Rented - Loué .....	4,050	2,955	--	--	1,070	--	--	--	--
Under 10,000 - Moins de 10,000 .....	19,165	13,825	--	3,240	1,975	--	--	--	--
Owned - Possédé .....	15,585	11,060	--	2,930	1,495	--	--	--	--
Rented - Loué .....	3,580	2,765	--	310	480	--	--	--	--
<b>Prince Edward Island</b> .....	<b>22,455</b>	<b>9,165</b>	<b>320</b>	<b>10,340</b>	<b>2,545</b>	<b>--</b>	<b>--</b>	<b>--</b>	<b>--</b>
Owned - Possédé .....	18,305	6,710	215	9,745	1,575	--	--	--	--
Rented - Loué .....	4,150	2,455	105	595	970	--	--	--	--
Rural - Rurale .....	16,880	5,345	100	10,250	1,135	--	--	--	--
Owned - Possédé .....	15,325	4,710	--	9,690	785	--	--	--	--
Rented - Loué .....	1,555	635	--	560	350	--	--	--	--

TABLE 24. Occupied dwellings by tenure showing principal heating fuel, for provinces, rural farm, rural non-farm, and urban size groups, 1951 - Continued

TABLEAU 24. Logements occupés selon le mode d'occupation et principal combustible de chauffage, provinces, régions rurales agricoles, rurales non agricoles, et urbaines par groupe d'importance, 1951 - suite

Locality and tenure Localité et mode d'occupation	Total	Principal heating fuel Principal combustible de chauffage							
		Coal Charbon	Coke	Wood Bois	Oil Huile	Gas Gaz	Electricity Électricité	Sawdust Sciure	Other Autre
<b>Prince Edward Island - Con.-fin</b>									
Rural - Con. - Rurale - fin									
Farm - Agricole .....	10,650	2,530	--	7,850	220	--	--	--	--
Owned - Possédé .....	10,280	2,380	--	7,630	220	--	--	--	--
Rented - Loué .....	370	150	--	220	--	--	--	--	--
Non-farm - Non agricole .....	6,230	2,815	--	2,400	915	--	--	--	--
Owned - Possédé .....	5,045	2,330	--	2,060	565	--	--	--	--
Rented - Loué .....	1,185	485	--	340	350	--	--	--	--
Urban - Urbaine .....	5,575	3,820	220	--	1,410	--	--	--	--
Owned - Possédé .....	2,980	2,000	120	--	790	--	--	--	--
Rented - Loué .....	2,595	1,820	100	--	620	--	--	--	--
10,000-29,999 .....	3,515	2,365	165	--	930	--	--	--	--
Owned - Possédé .....	1,595	1,015	--	--	475	--	--	--	--
Rented - Loué .....	1,920	1,350	--	--	455	--	--	--	--
Under 10,000 - Moins de 10,000 .....	2,060	1,455	--	--	480	--	--	--	--
Owned - Possédé .....	1,385	985	--	--	315	--	--	--	--
Rented - Loué .....	675	470	--	--	165	--	--	--	--
<b>Nova Scotia</b> .....	<b>149,555</b>	<b>64,425</b>	<b>3,110</b>	<b>54,605</b>	<b>25,830</b>	--	<b>165</b>	<b>835</b>	<b>550</b>
Owned - Possédé .....	113,945	45,965	2,450	47,990	16,375	--	--	665	390
Rented - Loué .....	35,610	18,460	660	6,615	9,455	--	--	170	160
Rural - Rurale .....	71,125	16,345	625	48,480	4,975	--	--	535	105
Owned - Possédé .....	62,865	14,085	560	43,665	3,960	--	--	475	--
Rented - Loué .....	8,260	2,260	--	4,815	1,015	--	--	--	--
Farm - Agricole .....	25,750	3,680	--	21,245	475	--	--	200	--
Owned - Possédé .....	24,345	3,520	--	20,050	435	--	--	195	--
Rented - Loué .....	1,405	160	--	1,195	--	--	--	--	--
Non-farm - Non agricole .....	45,375	12,665	530	27,235	4,500	--	--	335	--
Owned - Possédé .....	38,520	10,565	465	23,615	3,525	--	--	280	--
Rented - Loué .....	6,855	2,100	--	3,620	975	--	--	--	--
Urban - Urbaine .....	78,430	48,080	2,485	6,125	20,855	--	110	300	445
Owned - Possédé .....	51,080	31,880	1,890	4,325	12,415	--	--	190	325
Rented - Loué .....	27,350	16,200	595	1,800	8,440	--	--	110	120
30,000-99,999 .....	25,035	13,240	1,505	175	10,030	--	--	--	--
Owned - Possédé .....	13,135	6,490	1,115	--	5,455	--	--	--	--
Rented - Loué .....	11,900	6,750	390	120	4,575	--	--	--	--
10,000-29,999 .....	13,675	10,045	195	680	2,515	--	--	--	195
Owned - Possédé .....	9,570	7,265	150	395	1,570	--	--	--	155
Rented - Loué .....	4,105	2,780	--	285	945	--	--	--	--
Under 10,000 - Moins de 10,000 .....	39,720	24,795	785	5,270	8,310	--	--	275	225
Owned - Possédé .....	28,375	18,125	625	3,875	5,390	--	--	165	155
Rented - Loué .....	11,345	6,670	160	1,395	2,920	--	--	110	--
<b>New Brunswick</b> .....	<b>114,010</b>	<b>24,340</b>	<b>1,545</b>	<b>70,195</b>	<b>17,190</b>	<b>360</b>	<b>100</b>	--	<b>210</b>
Owned - Possédé .....	81,210	12,570	905	58,510	8,870	--	--	--	180
Rented - Loué .....	32,800	11,770	640	11,685	8,320	290	--	--	--
Rural - Rurale .....	62,225	4,745	170	54,860	2,220	--	--	--	130
Owned - Possédé .....	54,710	3,755	145	48,950	1,675	--	--	--	120
Rented - Loué .....	7,515	990	--	5,910	545	--	--	--	--
Farm - Agricole .....	27,865	565	--	27,105	145	--	--	--	--
Owned - Possédé .....	26,860	530	--	26,140	140	--	--	--	--
Rented - Loué .....	1,005	--	--	965	--	--	--	--	--
Non-farm - Non agricole .....	34,360	4,180	145	27,755	2,075	--	--	--	110
Owned - Possédé .....	27,850	3,225	120	22,810	1,535	--	--	--	100
Rented - Loué .....	6,510	955	--	4,945	540	--	--	--	--
Urban - Urbaine .....	51,785	19,595	1,375	15,335	14,970	320	--	--	--
Owned - Possédé .....	26,500	8,815	760	9,560	7,195	--	--	--	--
Rented - Loué .....	25,285	10,780	615	5,775	7,775	270	--	--	--

TABLE 24. Occupied dwellings by tenure showing principal heating fuel, for provinces, rural farm, rural non-farm, and urban size groups, 1951 - Continued

TABLEAU 24. Logements occupés selon le mode d'occupation et principal combustible de chauffage, provinces, régions rurales agricoles, rurales non agricoles, et urbaines par groupe d'importance, 1951 - suite

Locality and tenure Localité et mode d'occupation	Total	Principal heating fuel Principal combustible de chauffage							
		Coal Charbon	Coke	Wood Bois	Oil Huile	Gas Gaz	Electricity Électricité	Sawdust Sciure	Other Autre
<b>New Brunswick - Con.-fin</b>									
Urban - Con. - Urbaine-fin									
30,000-99,999.....	13,180	6,195	--	855	6,045	--	--	--	--
Owned - Possédé.....	2,910	1,095	--	125	1,675	--	--	--	--
Rented - Loué.....	10,270	5,100	--	730	4,370	--	--	--	--
10,000-29,999.....	18,095	6,710	1,040	5,105	4,880	265	--	--	--
Owned - Possédé.....	9,430	3,185	540	2,835	2,795	--	--	--	--
Rented - Loué.....	8,665	3,525	500	2,270	2,085	250	--	--	--
Under 10,000 - Moins de 10,000.....	20,510	6,690	290	9,375	4,045	--	--	--	--
Owned - Possédé.....	14,160	4,535	215	6,600	2,725	--	--	--	--
Rented - Loué.....	6,350	2,155	--	2,775	1,320	--	--	--	--
<b>Québec</b> .....	<b>858,783</b>	<b>204,995</b>	<b>6,660</b>	<b>353,250</b>	<b>285,460</b>	<b>2,970</b>	<b>3,860</b>	<b>405</b>	<b>1,185</b>
Owned - Possédé.....	416,960	64,080	2,285	250,450	96,685	1,135	1,455	295	575
Rented - Loué.....	441,823	140,915	4,375	102,800	188,775	1,835	2,405	110	610
Rural - Rurale.....	255,385	16,790	635	219,525	16,935	215	645	135	505
Owned - Possédé.....	215,435	13,095	490	189,375	11,485	170	290	100	430
Rented - Loué.....	39,950	3,695	145	30,150	5,450	--	355	--	--
Farm - Agricole.....	129,925	5,440	235	121,265	2,600	--	--	--	250
Owned - Possédé.....	125,520	5,180	220	117,280	2,490	--	--	--	230
Rented - Loué.....	4,405	260	--	3,985	110	--	--	--	--
Non-farm - Non agricole.....	125,460	11,350	400	98,260	14,335	185	580	--	255
Owned - Possédé.....	89,915	7,915	270	72,095	8,995	145	235	--	200
Rented - Loué.....	35,545	3,435	130	26,165	5,340	--	345	--	--
Urban - Urbaine.....	603,400	188,205	6,025	133,725	268,525	2,755	3,215	270	680
Owned - Possédé.....	201,525	50,985	1,795	61,075	85,200	965	1,165	195	145
Rented - Loué.....	401,875	137,220	4,230	72,650	183,325	1,790	2,050	--	535
100,000 and over - 100,000 et plus.....	282,455	114,250	3,570	18,085	143,820	1,640	845	--	240
Owned - Possédé.....	51,755	18,160	560	2,350	30,050	415	200	--	--
Rented - Loué.....	230,700	96,090	3,010	15,735	113,770	1,225	645	--	220
30,000-99,999.....	57,625	20,065	745	9,475	26,745	305	200	--	--
Owned - Possédé.....	16,135	4,950	270	2,845	7,865	100	--	--	--
Rented - Loué.....	41,490	15,115	475	6,630	18,880	205	125	--	--
10,000-29,999.....	107,925	24,595	770	31,810	48,950	490	1,105	--	160
Owned - Possédé.....	47,540	10,725	315	13,725	21,995	300	415	--	--
Rented - Loué.....	60,385	13,870	455	18,085	26,955	190	690	--	140
Under 10,000 - Moins de 10,000.....	155,395	29,295	940	74,355	49,010	320	1,065	200	210
Owned - Possédé.....	86,095	17,150	650	42,155	25,290	150	475	135	--
Rented - Loué.....	69,300	12,145	290	32,200	23,720	170	590	--	120
<b>Ontario</b> .....	<b>1,181,125</b>	<b>658,930</b>	<b>13,770</b>	<b>166,935</b>	<b>293,945</b>	<b>45,015</b>	<b>1,175</b>	<b>500</b>	<b>855</b>
Owned - Possédé.....	821,335	430,470	9,480	132,560	219,375	28,155	465	440	390
Rented - Loué.....	359,790	228,460	4,290	34,375	74,570	16,860	710	--	465
Rural - Rurale.....	340,870	139,725	2,350	141,005	48,165	8,635	465	265	260
Owned - Possédé.....	272,800	110,100	1,890	116,550	37,085	6,560	220	235	160
Rented - Loué.....	68,070	29,625	460	24,455	11,080	2,075	245	--	100
Farm - Agricole.....	166,955	63,760	735	84,955	13,760	3,445	105	135	--
Owned - Possédé.....	148,810	56,475	660	76,675	11,925	2,825	--	125	--
Rented - Loué.....	18,145	7,285	--	8,280	1,835	620	--	--	--
Non-farm - Non agricole.....	173,915	75,965	1,615	56,050	34,405	5,190	360	130	200
Owned - Possédé.....	123,990	53,625	1,230	39,875	25,160	3,735	130	110	125
Rented - Loué.....	49,925	22,340	385	16,175	9,245	1,455	230	--	--
Urban - Urbaine.....	840,255	519,205	11,420	25,930	245,780	36,380	710	235	595
Owned - Possédé.....	548,535	320,370	7,590	16,010	182,290	21,595	245	205	230
Rented - Loué.....	291,720	198,835	3,830	9,920	63,490	14,785	465	--	365
100,000 and over - 100,000 et plus.....	319,590	207,020	3,785	1,190	98,080	9,180	115	--	220
Owned - Possédé.....	192,445	112,090	1,965	410	72,385	5,475	--	--	--
Rented - Loué.....	127,145	94,930	1,820	780	25,695	3,705	--	--	155

TABLE 24. Occupied dwellings by tenure showing principal heating fuel, for provinces, rural farm, rural non-farm, and urban size groups, 1951 - Continued.

TABLEAU 24. Logements occupés selon le mode d'occupation et principal combustible de chauffage, provinces, régions rurales agricoles, rurales non agricoles, et urbaines par groupe d'importance, 1951 - suite

Locality and tenure Localité et mode d'occupation	Total	Principal heating fuel Principal combustible de chauffage							
		Coal Charbon	Coke	Wood Bois	Oil Huile	Gas Gaz	Electricity Électricité	Sawdust Sciure	Other Autre
<b>Ontario - Con. - fin</b>									
<b>Urban - Con. - Urbaine - fin</b>									
30,000-99,999 .....	201,630	121,990	5,445	1,665	63,470	8,780	150	--	110
Owned - Possédé .....	143,970	83,250	4,060	855	50,355	5,350	--	--	--
Rented - Loué .....	57,660	38,740	1,385	810	13,115	3,430	110	--	--
10,000-29,999 .....	123,375	75,770	1,085	6,270	33,325	6,635	215	--	--
Owned - Possédé .....	78,230	46,720	725	3,675	23,220	3,770	--	--	--
Rented - Loué .....	45,145	29,050	360	2,595	10,105	2,865	145	--	--
Under 10,000 - Moins de 10,000 .....	195,660	114,425	1,105	16,805	50,905	11,785	230	180	225
Owned - Possédé .....	133,890	78,310	840	11,070	36,330	7,000	--	155	105
Rented - Loué .....	61,770	36,115	265	5,735	14,575	4,785	150	--	120
<b>Manitoba</b>	<b>202,400</b>	<b>128,395</b>	<b>6,210</b>	<b>46,110</b>	<b>18,575</b>	<b>170</b>	<b>205</b>	<b>--</b>	<b>2,685</b>
Owned - Possédé .....	144,645	83,740	4,805	39,710	14,095	135	--	--	2,030
Rented - Loué .....	57,755	44,655	1,405	6,400	4,480	--	120	--	655
<b>Rural - Rurale</b>	<b>83,690</b>	<b>36,335</b>	<b>235</b>	<b>42,570</b>	<b>4,355</b>	<b>--</b>	<b>--</b>	<b>--</b>	<b>--</b>
Owned - Possédé .....	69,780	28,890	205	37,440	3,130	--	--	--	--
Rented - Loué .....	13,910	7,445	--	5,130	1,225	--	--	--	--
<b>Farm - Agricole</b>	<b>50,945</b>	<b>20,905</b>	<b>100</b>	<b>28,315</b>	<b>1,590</b>	<b>--</b>	<b>--</b>	<b>--</b>	<b>--</b>
Owned - Possédé .....	45,705	18,120	--	26,080	1,390	--	--	--	--
Rented - Loué .....	5,240	2,785	--	2,235	200	--	--	--	--
<b>Non-farm - Non agricole</b>	<b>32,745</b>	<b>15,430</b>	<b>135</b>	<b>14,255</b>	<b>2,765</b>	<b>--</b>	<b>--</b>	<b>--</b>	<b>--</b>
Owned - Possédé .....	24,075	10,770	115	11,360	1,740	--	--	--	--
Rented - Loué .....	8,670	4,660	--	2,895	1,025	--	--	--	--
<b>Urban - Urbaine</b>	<b>118,710</b>	<b>92,060</b>	<b>5,975</b>	<b>3,540</b>	<b>14,220</b>	<b>150</b>	<b>115</b>	<b>--</b>	<b>2,600</b>
Owned - Possédé .....	74,865	54,850	4,600	2,270	10,965	125	--	--	1,995
Rented - Loué .....	43,845	37,210	1,375	1,270	3,255	--	100	--	605
<b>100,000 and over - 100,000 et plus</b>	<b>64,830</b>	<b>51,945</b>	<b>3,410</b>	<b>705</b>	<b>5,960</b>	<b>145</b>	<b>--</b>	<b>--</b>	<b>2,425</b>
Owned - Possédé .....	34,280	25,155	2,465	175	4,395	120	--	--	1,950
Rented - Loué .....	30,350	26,790	945	530	1,565	--	--	--	475
<b>10,000-29,999</b>	<b>28,930</b>	<b>21,525</b>	<b>2,235</b>	<b>500</b>	<b>4,535</b>	<b>--</b>	<b>--</b>	<b>--</b>	<b>110</b>
Owned - Possédé .....	21,605	15,675	1,855	335	3,675	--	--	--	--
Rented - Loué .....	7,325	5,850	380	165	860	--	--	--	--
<b>Under 10,000 - Moins de 10,000</b>	<b>25,150</b>	<b>18,590</b>	<b>330</b>	<b>2,335</b>	<b>3,725</b>	<b>--</b>	<b>--</b>	<b>--</b>	<b>--</b>
Owned - Possédé .....	18,980	14,020	280	1,760	2,895	--	--	--	--
Rented - Loué .....	6,170	4,570	--	575	830	--	--	--	--
<b>Saskatchewan</b>	<b>221,455</b>	<b>125,285</b>	<b>150</b>	<b>57,390</b>	<b>37,135</b>	<b>1,235</b>	<b>150</b>	<b>--</b>	<b>--</b>
Owned - Possédé .....	164,800	88,175	110	48,905	26,585	905	--	--	--
Rented - Loué .....	56,655	37,110	--	8,485	10,550	330	110	--	--
<b>Rural - Rurale</b>	<b>151,750</b>	<b>79,675</b>	<b>--</b>	<b>54,495</b>	<b>17,145</b>	<b>190</b>	<b>--</b>	<b>--</b>	<b>--</b>
Owned - Possédé .....	121,430	60,875	--	47,060	13,215	130	--	--	--
Rented - Loué .....	30,320	18,800	--	7,435	3,930	--	--	--	--
<b>Farm - Agricole</b>	<b>99,970</b>	<b>48,990</b>	<b>--</b>	<b>42,330</b>	<b>8,440</b>	<b>--</b>	<b>--</b>	<b>--</b>	<b>--</b>
Owned - Possédé .....	85,255	40,175	--	38,100	6,835	--	--	--	--
Rented - Loué .....	14,715	8,815	--	4,230	1,605	--	--	--	--
<b>Non-farm - Non agricole</b>	<b>51,780</b>	<b>30,685</b>	<b>--</b>	<b>12,165</b>	<b>8,705</b>	<b>100</b>	<b>--</b>	<b>--</b>	<b>--</b>
Owned - Possédé .....	36,175	20,700	--	8,960	6,380	--	--	--	--
Rented - Loué .....	15,605	9,985	--	3,205	2,325	--	--	--	--
<b>Urban - Urbaine</b>	<b>69,705</b>	<b>45,610</b>	<b>--</b>	<b>2,895</b>	<b>19,990</b>	<b>1,045</b>	<b>--</b>	<b>--</b>	<b>--</b>
Owned - Possédé .....	43,370	27,300	--	1,845	13,370	775	--	--	--
Rented - Loué .....	26,335	18,310	--	1,050	6,620	270	--	--	--
<b>30,000-99,999</b>	<b>34,140</b>	<b>21,980</b>	<b>--</b>	<b>--</b>	<b>12,010</b>	<b>--</b>	<b>--</b>	<b>--</b>	<b>--</b>
Owned - Possédé .....	20,645	12,700	--	--	7,855	--	--	--	--
Rented - Loué .....	13,495	9,280	--	--	4,155	--	--	--	--
<b>10,000-29,999</b>	<b>11,875</b>	<b>7,685</b>	<b>--</b>	<b>1,075</b>	<b>2,880</b>	<b>--</b>	<b>--</b>	<b>--</b>	<b>--</b>
Owned - Possédé .....	6,895	4,355	--	630	1,900	--	--	--	--
Rented - Loué .....	4,780	3,330	--	445	980	--	--	--	--

**TABLE 24. Occupied dwellings by tenure showing principal heating fuel, for provinces, rural farm, rural non-farm, and urban size groups, 1951 - Concluded**

**TABLEAU 24. Logements occupés selon le mode d'occupation et principal combustible de chauffage, provinces, régions rurales agricoles, rurales non agricoles, et urbaines par groupe d'importance, 1951 - fin**

Locality and tenure Localité et mode d'occupation	Total	Principal heating fuel Principal combustible de chauffage							
		Coal Charbon	Coke	Wood Bois	Oil Huile	Gas Gaz	Electricity Électricité	Sawdust Sciure	Other Autre
<b>Saskatchewan - Con. - fin</b>									
Urban - Con. - Urbaine - fin									
Under 10,000 - Moins de 10,000	23,890	15,945	--	1,725	5,100	1,040	--	--	--
Owned - Possédé	15,830	10,245	--	1,165	3,615	770	--	--	--
Rented - Loué	8,060	5,700	--	560	1,485	270	--	--	--
<b>Alberta</b>	<b>250,750</b>	<b>86,210</b>	<b>120</b>	<b>40,875</b>	<b>12,300</b>	<b>110,730</b>	<b>235</b>	<b>100</b>	<b>180</b>
Owned - Possédé	179,055	65,650	--	34,735	9,160	69,065	135	--	125
Rented - Loué	71,695	20,560	--	6,140	3,140	41,665	100	--	--
Rural - Rurale	125,325	69,300	115	39,570	9,715	6,345	120	--	100
Owned - Possédé	100,395	54,160	--	34,005	7,325	4,610	--	--	--
Rented - Loué	24,930	15,140	--	5,565	2,390	1,735	--	--	--
Farm - Agricole	85,095	47,085	--	30,985	5,185	1,635	--	--	--
Owned - Possédé	73,915	39,770	--	28,320	4,220	1,425	--	--	--
Rented - Loué	11,180	7,315	--	2,665	965	210	--	--	--
Non-farm - Non agricole	40,230	22,215	--	8,585	4,530	4,710	100	--	--
Owned - Possédé	26,480	14,390	--	5,685	3,105	3,185	--	--	--
Rented - Loué	13,750	7,825	--	2,900	1,425	1,525	--	--	--
Urban - Urbaine	125,425	16,910	--	1,305	2,585	104,385	115	--	--
Owned - Possédé	78,660	11,490	--	730	1,835	64,455	--	--	--
Rented - Loué	46,765	5,420	--	575	750	39,930	--	--	--
100,000 and over - 100,000 et plus	80,635	2,870	--	195	375	77,135	--	--	--
Owned - Possédé	48,565	1,900	--	110	240	46,280	--	--	--
Rented - Loué	32,070	970	--	--	135	30,855	--	--	--
10,000-29,999	11,505	670	--	--	--	10,745	--	--	--
Owned - Possédé	6,865	425	--	--	--	6,380	--	--	--
Rented - Loué	4,640	245	--	--	--	4,365	--	--	--
Under 10,000 - Moins de 10,000	33,285	13,370	--	1,070	2,170	16,505	--	--	--
Owned - Possédé	23,230	9,165	--	580	1,575	11,795	--	--	--
Rented - Loué	10,055	4,205	--	490	595	4,710	--	--	--
<b>British Columbia</b>	<b>337,780</b>	<b>102,065</b>	<b>570</b>	<b>121,130</b>	<b>74,540</b>	<b>2,615</b>	<b>1,700</b>	<b>34,235</b>	<b>925</b>
Owned - Possédé	235,160	69,625	420	87,805	47,970	1,655	1,055	26,050	580
Rented - Loué	102,620	32,440	150	33,325	26,570	960	645	8,185	345
Rural - Rurale	105,765	14,105	--	70,405	14,385	280	555	5,695	290
Owned - Possédé	76,605	9,925	--	52,095	9,405	200	305	4,485	165
Rented - Loué	29,160	4,180	--	18,310	4,980	--	250	1,210	125
Farm - Agricole	29,740	2,810	--	22,935	2,090	--	--	1,765	--
Owned - Possédé	26,745	2,550	--	20,450	1,965	--	--	1,640	--
Rented - Loué	2,995	260	--	2,485	125	--	--	125	--
Non-farm - Non agricole	76,025	11,295	--	47,470	12,295	245	480	3,930	260
Owned - Possédé	49,860	7,375	--	31,645	7,440	165	230	2,845	135
Rented - Loué	26,165	3,920	--	15,825	4,855	--	250	1,085	125
Urban - Urbaine	232,015	87,960	520	50,725	60,155	2,335	1,145	28,540	635
Owned - Possédé	158,555	59,700	395	35,710	38,565	1,455	750	21,565	415
Rented - Loué	73,460	28,260	125	15,015	21,590	880	395	6,975	220
100,000 and over - 100,000 et plus	101,330	41,425	300	12,235	29,525	1,210	270	16,020	345
Owned - Possédé	63,885	25,990	215	7,750	17,030	695	175	11,790	240
Rented - Loué	37,445	15,435	--	4,485	12,495	515	--	4,230	105
30,000-99,999	32,835	11,785	--	9,525	7,410	260	165	3,595	--
Owned - Possédé	23,730	8,420	--	7,100	4,795	145	115	3,080	--
Rented - Loué	9,105	3,365	--	2,425	2,615	115	--	515	--
10,000-29,999	51,100	18,795	--	13,355	13,620	435	385	4,240	180
Owned - Possédé	38,715	14,205	--	9,985	10,420	355	255	3,300	120
Rented - Loué	12,385	4,590	--	3,370	3,200	--	130	940	--
Under 10,000 - Moins de 10,000	46,750	15,955	--	15,610	9,600	430	325	4,685	--
Owned - Possédé	32,225	11,085	--	10,875	6,320	260	205	3,395	--
Rented - Loué	14,525	4,870	--	4,735	3,280	170	120	1,290	--

TABLE 25. Occupied dwellings by tenure showing principal heating fuel, for counties and census divisions, 1951

TABLEAU 25. Logements occupés selon le mode d'occupation et principal combustible de chauffage, comtés et divisions de recensement, 1951

County or census division, and tenure Comté ou division de recensement et mode d'occupation	Total	Principal heating fuel Principal combustible de chauffage							
		Coal Charbon	Coke	Wood Bois	Oil Huile	Gas Gaz	Elec- tricity Élec- tricité	Sawdust Sciure	Other Autre
<b>CANADA</b> .....	<b>3,409,295</b>	<b>1,436,050</b>	<b>33,470</b>	<b>951,325</b>	<b>774,535</b>	<b>163,165</b>	<b>7,715</b>	<b>36,235</b>	<b>6,800</b>
Owned - Possédé .....	2,236,955	892,730	21,775	739,935	445,795	101,175	3,455	27,655	4,435
Rented - Loué .....	1,172,340	543,320	11,695	211,390	328,740	61,990	4,260	8,580	2,365
<b>Newfoundland</b> .....	<b>70,980</b>	<b>32,240</b>	<b>1,015</b>	<b>30,495</b>	<b>7,015</b>	<b>--</b>	<b>100</b>	<b>--</b>	<b>--</b>
Owned - Possédé .....	61,540	25,745	1,010	29,525	5,105	--	--	--	--
Rented - Loué .....	9,440	6,495	--	970	1,910	--	--	--	--
<b>Division No. 1</b> .....	<b>29,960</b>	<b>17,015</b>	<b>--</b>	<b>7,685</b>	<b>5,080</b>	<b>--</b>	<b>--</b>	<b>--</b>	<b>--</b>
Owned - Possédé .....	24,195	12,700	--	7,430	3,925	--	--	--	--
Rented - Loué .....	5,765	4,315	--	255	1,155	--	--	--	--
<b>Division No. 2</b> .....	<b>4,760</b>	<b>2,485</b>	<b>--</b>	<b>2,175</b>	<b>--</b>	<b>--</b>	<b>--</b>	<b>--</b>	<b>--</b>
Owned - Possédé .....	4,595	2,375	--	2,140	--	--	--	--	--
Rented - Loué .....	165	110	--	--	--	--	--	--	--
<b>Division No. 3</b> .....	<b>4,055</b>	<b>2,530</b>	<b>--</b>	<b>1,460</b>	<b>--</b>	<b>--</b>	<b>--</b>	<b>--</b>	<b>--</b>
Owned - Possédé .....	3,865	2,380	--	1,440	--	--	--	--	--
Rented - Loué .....	190	150	--	--	--	--	--	--	--
<b>Division No. 4</b> .....	<b>2,795</b>	<b>415</b>	<b>--</b>	<b>2,230</b>	<b>125</b>	<b>--</b>	<b>--</b>	<b>--</b>	<b>--</b>
Owned - Possédé .....	2,525	325	--	2,125	--	--	--	--	--
Rented - Loué .....	270	--	--	105	--	--	--	--	--
<b>Division No. 5</b> .....	<b>5,085</b>	<b>3,295</b>	<b>--</b>	<b>1,360</b>	<b>415</b>	<b>--</b>	<b>--</b>	<b>--</b>	<b>--</b>
Owned - Possédé .....	4,430	2,795	--	1,285	335	--	--	--	--
Rented - Loué .....	655	500	--	--	--	--	--	--	--
<b>Division No. 6</b> .....	<b>4,940</b>	<b>2,925</b>	<b>--</b>	<b>1,210</b>	<b>795</b>	<b>--</b>	<b>--</b>	<b>--</b>	<b>--</b>
Owned - Possédé .....	3,355	1,800	--	1,040	515	--	--	--	--
Rented - Loué .....	1,585	1,125	--	170	280	--	--	--	--
<b>Division No. 7</b> .....	<b>7,575</b>	<b>2,260</b>	<b>--</b>	<b>5,170</b>	<b>140</b>	<b>--</b>	<b>--</b>	<b>--</b>	<b>--</b>
Owned - Possédé .....	7,370	2,145	--	5,110	110	--	--	--	--
Rented - Loué .....	205	115	--	--	--	--	--	--	--
<b>Division No. 8</b> .....	<b>7,495</b>	<b>1,000</b>	<b>--</b>	<b>6,405</b>	<b>--</b>	<b>--</b>	<b>--</b>	<b>--</b>	<b>--</b>
Owned - Possédé .....	7,315	935	--	6,305	--	--	--	--	--
Rented - Loué .....	180	--	--	100	--	--	--	--	--
<b>Division No. 9</b> .....	<b>3,030</b>	<b>310</b>	<b>--</b>	<b>2,705</b>	<b>--</b>	<b>--</b>	<b>--</b>	<b>--</b>	<b>--</b>
Owned - Possédé .....	2,950	285	--	2,650	--	--	--	--	--
Rented - Loué .....	--	--	--	--	--	--	--	--	--
<b>Division No. 10</b> .....	<b>1,285</b>	<b>--</b>	<b>935</b>	<b>--</b>	<b>250</b>	<b>--</b>	<b>--</b>	<b>--</b>	<b>--</b>
Owned - Possédé .....	940	--	935	--	250	--	--	--	--
Rented - Loué .....	345	--	--	--	--	--	--	--	--
<b>Prince Edward Island</b> .....	<b>22,455</b>	<b>9,165</b>	<b>320</b>	<b>10,340</b>	<b>2,545</b>	<b>--</b>	<b>--</b>	<b>--</b>	<b>--</b>
Owned - Possédé .....	18,305	6,710	215	9,745	1,575	--	--	--	--
Rented - Loué .....	4,150	2,455	105	595	970	--	--	--	--
<b>Kings</b> .....	<b>4,315</b>	<b>1,165</b>	<b>--</b>	<b>2,905</b>	<b>215</b>	<b>--</b>	<b>--</b>	<b>--</b>	<b>--</b>
Owned - Possédé .....	4,020	995	--	2,810	185	--	--	--	--
Rented - Loué .....	295	170	--	--	--	--	--	--	--
<b>Prince</b> .....	<b>8,380</b>	<b>3,295</b>	<b>--</b>	<b>4,015</b>	<b>915</b>	<b>--</b>	<b>--</b>	<b>--</b>	<b>--</b>
Owned - Possédé .....	6,970	2,660	--	3,690	490	--	--	--	--
Rented - Loué .....	1,410	635	--	325	425	--	--	--	--
<b>Queens</b> .....	<b>9,760</b>	<b>4,705</b>	<b>200</b>	<b>3,420</b>	<b>1,415</b>	<b>--</b>	<b>--</b>	<b>--</b>	<b>--</b>
Owned - Possédé .....	7,315	3,055	110	3,245	900	--	--	--	--
Rented - Loué .....	2,445	1,650	--	175	515	--	--	--	--
<b>Nova Scotia</b> .....	<b>149,555</b>	<b>64,425</b>	<b>3,110</b>	<b>54,605</b>	<b>25,830</b>	<b>--</b>	<b>165</b>	<b>835</b>	<b>550</b>
Owned - Possédé .....	113,945	45,965	2,450	47,990	16,375	--	--	665	390
Rented - Loué .....	35,610	18,460	660	6,615	9,455	--	--	170	160
<b>Annapolis</b> .....	<b>5,390</b>	<b>460</b>	<b>--</b>	<b>3,835</b>	<b>900</b>	<b>--</b>	<b>--</b>	<b>--</b>	<b>--</b>
Owned - Possédé .....	4,240	315	--	3,260	525	--	--	--	--
Rented - Loué .....	1,150	145	--	575	375	--	--	--	--

**TABLE 25. Occupied dwellings by tenure showing principal heating fuel, for counties and census divisions, 1951 - Continued**

**TABLEAU 25. Logements occupés selon le mode d'occupation et principal combustible de chauffage, comtés et divisions de recensement, 1951 - suite**

County or census division, and tenure Comté ou division de recensement et mode d'occupation	Total	Principal heating fuel Principal combustible de chauffage							
		Coal Charbon	Coke	Wood Bois	Oil Huile	Gas Gaz	Elec- tricity Élec- tricité	Sawdust Sciure	Other Autre
<b>Nova Scotia - Con.-fin</b>									
Antigonish .....	2,435	430	105	1,680	215	--	--	--	--
Owned - Possédé .....	2,085	290	--	1,575	135	--	--	--	--
Rented - Loué .....	350	140	--	105	--	--	--	--	--
Cape Breton .....	24,865	21,815	1,340	805	665	--	--	--	210
Owned - Possédé .....	19,685	17,170	1,115	730	490	--	--	--	160
Rented - Loué .....	5,180	4,645	225	--	175	--	--	--	--
Colchester .....	7,945	1,940	--	4,710	1,080	--	--	120	--
Owned - Possédé .....	6,165	1,260	--	3,955	755	--	--	105	--
Rented - Loué .....	1,780	680	--	755	325	--	--	--	--
Cumberland .....	10,055	5,275	--	4,240	455	--	--	--	--
Owned - Possédé .....	8,070	3,810	--	3,815	375	--	--	--	--
Rented - Loué .....	1,985	1,465	--	425	--	--	--	--	--
Digby .....	4,975	475	--	3,730	585	--	--	--	--
Owned - Possédé .....	4,280	395	--	3,250	480	--	--	165	--
Rented - Loué .....	695	--	--	480	105	--	--	135	--
Guysborough .....	3,325	810	--	2,260	220	--	--	--	--
Owned - Possédé .....	3,070	695	--	2,160	180	--	--	--	--
Rented - Loué .....	255	115	--	100	--	--	--	--	--
Halifax .....	36,305	14,325	865	5,465	15,315	--	--	--	225
Owned - Possédé .....	22,030	7,600	600	4,730	8,900	--	--	--	165
Rented - Loué .....	14,275	6,725	265	735	6,415	--	--	--	--
Hants .....	5,655	625	140	4,290	545	--	--	--	--
Owned - Possédé .....	4,570	395	--	3,650	385	--	--	--	--
Rented - Loué .....	1,085	230	--	640	160	--	--	--	--
Inverness .....	4,005	2,065	--	1,845	--	--	--	--	--
Owned - Possédé .....	3,660	1,825	--	1,745	--	--	--	--	--
Rented - Loué .....	345	240	--	100	--	--	--	--	--
Kings .....	8,145	1,405	125	5,160	1,440	--	--	--	--
Owned - Possédé .....	5,965	945	105	4,100	805	--	--	--	--
Rented - Loué .....	2,180	460	--	1,060	635	--	--	--	--
Lunenburg .....	8,690	1,480	100	5,970	1,075	--	--	--	--
Owned - Possédé .....	7,620	1,225	--	5,455	825	--	--	--	--
Rented - Loué .....	1,070	255	--	515	250	--	--	--	--
Pictou .....	11,000	8,030	--	2,105	775	--	--	--	--
Owned - Possédé .....	8,430	5,825	--	1,925	595	--	--	--	--
Rented - Loué .....	2,570	2,205	--	180	180	--	--	--	--
Queens .....	3,220	330	--	2,080	770	--	--	--	--
Owned - Possédé .....	2,765	255	--	1,895	585	--	--	--	--
Rented - Loué .....	455	--	--	185	185	--	--	--	--
Richmond .....	2,425	1,030	--	1,285	--	--	--	--	--
Owned - Possédé .....	2,310	960	--	1,250	--	--	--	--	--
Rented - Loué .....	115	--	--	--	--	--	--	--	--
Shelburne .....	3,510	1,135	--	1,735	575	--	--	--	--
Owned - Possédé .....	3,055	950	--	1,575	475	--	--	--	--
Rented - Loué .....	455	185	--	160	100	--	--	--	--
Victoria .....	1,920	895	--	935	--	--	--	--	--
Owned - Possédé .....	1,770	785	--	915	--	--	--	--	--
Rented - Loué .....	150	110	--	--	--	--	--	--	--
Yarmouth .....	5,690	1,900	--	2,475	1,005	--	--	295	--
Owned - Possédé .....	4,175	1,265	--	2,005	675	--	--	215	--
Rented - Loué .....	1,515	635	--	470	330	--	--	--	--
<b>New Brunswick</b> .....	<b>114,010</b>	<b>24,340</b>	<b>1,545</b>	<b>70,195</b>	<b>17,190</b>	<b>360</b>	<b>100</b>	<b>--</b>	<b>210</b>
Owned - Possédé .....	<b>81,210</b>	<b>12,570</b>	<b>905</b>	<b>58,510</b>	<b>8,870</b>	<b>--</b>	<b>--</b>	<b>--</b>	<b>180</b>
Rented - Loué .....	<b>32,800</b>	<b>11,770</b>	<b>640</b>	<b>11,685</b>	<b>8,320</b>	<b>290</b>	<b>--</b>	<b>--</b>	<b>--</b>
Albert .....	2,485	335	--	1,910	165	--	--	--	--
Owned - Possédé .....	2,145	275	--	1,715	110	--	--	--	--
Rented - Loué .....	340	--	--	195	--	--	--	--	--



TABLE 25. Occupied dwellings by tenure showing principal heating fuel, for counties and census divisions, 1951 - Continued

TABLEAU 25. Logements occupés selon le mode d'occupation et principal combustible de chauffage, comtés et divisions de recensement, 1951 - suite

County or census division, and tenure Comté ou division de recensement et mode d'occupation	Total	Principal heating fuel Principal combustible de chauffage							
		Coal Charbon	Coke	Wood Bois	Oil Huile	Gas Gaz	Electricity Électricité	Sawdust Sciure	Other Autre
<b>New Brunswick - Con.-fin</b>									
Carleton .....	5,580	380	--	4,815	350	--	--	--	--
Owned - Possédé .....	4,395	280	--	3,850	245	--	--	--	--
Rented - Loué .....	1,185	100	--	965	105	--	--	--	--
Charlotte .....	6,815	1,560	--	3,910	1,290	--	--	--	--
Owned - Possédé .....	5,180	1,170	--	3,035	935	--	--	--	--
Rented - Loué .....	1,635	390	--	875	355	--	--	--	--
Gloucester .....	9,930	370	--	9,130	275	--	--	--	115
Owned - Possédé .....	9,070	280	--	8,440	195	--	--	--	115
Rented - Loué .....	860	--	--	690	--	--	--	--	--
Kent .....	4,950	200	--	4,590	145	--	--	--	--
Owned - Possédé .....	4,610	155	--	4,320	120	--	--	--	--
Rented - Loué .....	340	--	--	270	--	--	--	--	--
Kings .....	6,030	1,025	--	3,945	1,005	--	--	--	--
Owned - Possédé .....	4,880	680	--	3,370	785	--	--	--	--
Rented - Loué .....	1,150	345	--	575	220	--	--	--	--
Madawaska .....	6,095	325	--	5,205	535	--	--	--	--
Owned - Possédé .....	4,440	195	--	3,985	245	--	--	--	--
Rented - Loué .....	1,655	130	--	1,220	290	--	--	--	--
Northumberland .....	8,750	720	--	7,405	570	--	--	--	--
Owned - Possédé .....	7,245	455	--	6,510	265	--	--	--	--
Rented - Loué .....	1,505	265	--	895	305	--	--	--	--
Queens .....	3,300	750	--	2,510	--	--	--	--	--
Owned - Possédé .....	2,900	600	--	2,265	--	--	--	--	--
Rented - Loué .....	400	150	--	245	--	--	--	--	--
Restigouche .....	6,820	1,480	--	4,600	695	--	--	--	--
Owned - Possédé .....	5,135	880	--	3,775	445	--	--	--	--
Rented - Loué .....	1,685	600	--	825	250	--	--	--	--
St. John .....	18,605	8,425	--	2,065	7,940	--	--	--	--
Owned - Possédé .....	6,610	2,510	--	1,020	2,990	--	--	--	--
Rented - Loué .....	11,995	5,915	--	1,045	4,950	--	--	--	--
Sunbury .....	2,100	660	--	1,375	--	--	--	--	--
Owned - Possédé .....	1,745	530	--	1,160	--	--	--	--	--
Rented - Loué .....	355	130	--	215	--	--	--	--	--
Victoria .....	4,065	160	--	3,620	265	--	--	--	--
Owned - Possédé .....	3,335	115	--	3,020	180	--	--	--	--
Rented - Loué .....	730	--	--	600	--	--	--	--	--
Westmorland .....	17,930	6,870	1,135	7,335	2,265	290	--	--	--
Owned - Possédé .....	12,270	4,045	670	6,170	1,325	--	--	--	--
Rented - Loué .....	5,660	2,825	465	1,165	940	260	--	--	--
York .....	10,555	1,080	--	7,780	1,590	--	--	--	--
Owned - Possédé .....	7,250	400	--	5,875	945	--	--	--	--
Rented - Loué .....	3,305	680	--	1,905	645	--	--	--	--
<b>Québec</b>	<b>858,785</b>	<b>204,995</b>	<b>6,660</b>	<b>353,250</b>	<b>285,460</b>	<b>2,970</b>	<b>3,860</b>	<b>405</b>	<b>1,185</b>
Owned - Possédé .....	416,960	64,080	2,285	250,450	96,685	1,135	1,455	295	575
Rented - Loué .....	441,825	140,915	4,375	102,800	188,775	1,835	2,405	110	610
Abitibi .....	16,535	880	--	14,400	1,020	--	--	105	--
Owned - Possédé .....	11,650	320	--	10,715	485	--	--	--	--
Rented - Loué .....	4,885	560	--	3,685	535	--	--	--	--
Argenteuil .....	6,065	985	--	3,965	1,095	--	--	--	--
Owned - Possédé .....	3,960	605	--	2,735	610	--	--	--	--
Rented - Loué .....	2,105	380	--	1,230	485	--	--	--	--
Arthabaska .....	7,300	215	--	6,120	850	--	--	--	--
Owned - Possédé .....	4,995	110	--	4,455	350	--	--	--	--
Rented - Loué .....	2,305	105	--	1,665	500	--	--	--	--
Bagot .....	4,125	515	--	2,995	580	--	--	--	--
Owned - Possédé .....	3,200	430	--	2,440	305	--	--	--	--
Rented - Loué .....	925	--	--	555	275	--	--	--	--

TABLE 25. Occupied dwellings by tenure showing principal heating fuel, for counties and census divisions, 1951 - Continued

TABLEAU 25. Logements occupés selon le mode d'occupation et principal combustible de chauffage, comtés et divisions de recensement, 1951 - suite

County or census division, and tenure Comté ou division de recensement	Total	Principal heating fuel Principal combustible de chauffage							
		Coal Charbon	Coke	Wood Bois	Oil Huile	Gas Gaz	Electricity Électricité	Sawdust Sciure	Other Autre
		<b>Québec - Con. - suite</b>							
Beauce .....	10,105	160	105	9,355	410	--	--	--	--
Owned - Possédé .....	8,500	115	--	7,930	300	--	--	--	--
Rented - Loué .....	1,605	--	--	1,425	110	--	--	--	--
Beauharnois .....	8,355	2,675	--	1,590	3,855	--	--	--	--
Owned - Possédé .....	4,070	1,690	--	830	1,485	--	--	--	--
Rented - Loué .....	4,285	985	--	760	2,370	--	--	--	--
Bellechasse .....	4,645	--	--	4,450	--	--	--	--	--
Owned - Possédé .....	4,215	--	--	4,075	--	--	--	--	--
Rented - Loué .....	430	--	--	375	--	--	--	--	--
Berthier .....	5,160	135	--	4,235	750	--	--	--	--
Owned - Possédé .....	3,895	--	--	3,305	470	--	--	--	--
Rented - Loué .....	1,265	--	--	930	280	--	--	--	--
Bonaventure .....	7,070	425	--	6,545	--	--	--	--	--
Owned - Possédé .....	6,530	320	--	6,135	--	--	--	--	--
Rented - Loué .....	540	105	--	410	--	--	--	--	--
Brome .....	3,230	325	--	2,455	365	--	--	--	--
Owned - Possédé .....	2,460	265	--	1,860	260	--	--	--	--
Rented - Loué .....	770	--	--	595	105	--	--	--	--
Chamby .....	17,595	6,115	165	3,295	7,755	--	200	--	--
Owned - Possédé .....	10,895	3,850	145	2,215	4,520	--	120	--	--
Rented - Loué .....	6,700	2,265	--	1,080	3,235	--	--	--	--
Champlain .....	16,915	2,590	--	10,180	3,815	--	220	--	--
Owned - Possédé .....	10,455	1,790	--	6,815	1,725	--	--	--	--
Rented - Loué .....	6,460	800	--	3,365	2,090	--	140	--	--
Charlevoix .....	4,630	100	--	4,350	155	--	--	--	--
Owned - Possédé .....	3,600	--	--	3,440	--	--	--	--	--
Rented - Loué .....	1,030	--	--	910	--	--	--	--	--
Charlevoix-Est .....	2,515	--	--	2,305	125	--	--	--	--
Owned - Possédé .....	1,855	--	--	1,745	--	--	--	--	--
Rented - Loué .....	660	--	--	560	--	--	--	--	--
Charlevoix-Ouest .....	2,115	--	--	2,045	--	--	--	--	--
Owned - Possédé .....	1,745	--	--	1,695	--	--	--	--	--
Rented - Loué .....	370	--	--	350	--	--	--	--	--
Châteauguay .....	4,100	990	--	1,585	1,425	--	--	--	--
Owned - Possédé .....	3,095	810	--	1,240	995	--	--	--	--
Rented - Loué .....	1,005	180	--	345	430	--	--	--	--
Chicoutimi .....	18,970	2,810	--	13,225	2,535	--	285	--	--
Owned - Possédé .....	9,180	1,065	--	6,965	1,005	--	--	--	--
Rented - Loué .....	9,790	1,745	--	6,260	1,530	--	200	--	--
Compton .....	5,180	355	--	4,365	370	--	--	--	--
Owned - Possédé .....	4,070	255	--	3,535	230	--	--	--	--
Rented - Loué .....	1,110	100	--	830	140	--	--	--	--
Deux-Montagnes .....	4,740	480	--	2,750	1,460	--	--	--	--
Owned - Possédé .....	3,600	330	--	2,315	925	--	--	--	--
Rented - Loué .....	1,140	150	--	435	535	--	--	--	--
Dorchester .....	6,135	--	--	5,955	--	--	--	--	--
Owned - Possédé .....	5,475	--	--	5,350	--	--	--	--	--
Rented - Loué .....	660	--	--	605	--	--	--	--	--
Drummond .....	11,000	840	--	6,295	3,625	--	160	--	--
Owned - Possédé .....	5,785	450	--	3,940	1,305	--	--	--	--
Rented - Loué .....	5,215	390	--	2,355	2,320	--	--	--	--
Frontenac .....	5,855	315	--	5,320	185	--	--	--	--
Owned - Possédé .....	4,610	230	--	4,275	--	--	--	--	--
Rented - Loué .....	1,245	--	--	1,045	100	--	--	--	--
Gaspé .....	10,690	1,885	--	8,485	275	--	--	--	--
Owned - Possédé .....	9,845	1,755	--	7,830	220	--	--	--	--
Rented - Loué .....	845	130	--	655	--	--	--	--	--
Gaspé-Est .....	6,560	510	--	5,860	155	--	--	--	--
Owned - Possédé .....	6,165	415	--	5,605	115	--	--	--	--
Rented - Loué .....	395	--	--	255	--	--	--	--	--

TABLE 25. Occupied dwellings by tenure showing principal heating fuel, for counties and census divisions,  
1951 - Continued

TABLEAU 25. Logements occupés selon le mode d'occupation et principal combustible de chauffage, comtés et divisions  
de recensement, 1951 - suite

County or census division, and tenure Comté ou division de recensement et mode d'occupation	Total	Principal heating fuel Principal combustible de chauffage							
		Coal Charbon	Coke	Wood Bois	Oil Huile	Gas Gaz	Electricity Électricité	Sawdust Sciure	Other Autre
Québec - Con.-suite									
Gaspé - Con.-fin									
Gaspé-Ouest	2,480	--	--	2,410	--	--	--	--	--
Owned - Possédé	2,085	--	--	2,020	--	--	--	--	--
Rented - Loué	395	--	--	390	--	--	--	--	--
Îles-de-la-Madeleine	1,650	1,355	--	215	--	--	--	--	--
Owned - Possédé	1,595	1,320	--	205	--	--	--	--	--
Rented - Loué	--	--	--	--	--	--	--	--	--
Hull	19,430	4,395	--	9,975	4,835	--	--	--	--
Owned - Possédé	11,445	2,280	--	6,600	2,460	--	--	--	--
Rented - Loué	7,985	2,115	--	3,375	2,375	--	--	--	--
Gatineau	7,225	1,135	--	5,260	755	--	--	--	--
Owned - Possédé	5,525	710	--	4,185	575	--	--	--	--
Rented - Loué	1,700	425	--	1,075	180	--	--	--	--
Hull	12,205	3,260	--	4,715	4,080	--	--	--	--
Owned - Possédé	5,920	1,570	--	2,415	1,885	--	--	--	--
Rented - Loué	6,285	1,690	--	2,300	2,195	--	--	--	--
Huntingdon	3,315	685	--	1,975	635	--	--	--	--
Owned - Possédé	2,685	530	--	1,690	455	--	--	--	--
Rented - Loué	630	155	--	285	180	--	--	--	--
Iberville	2,850	470	--	1,165	1,160	--	--	--	--
Owned - Possédé	1,950	345	--	940	630	--	--	--	--
Rented - Loué	900	125	--	225	530	--	--	--	--
Joliette	7,445	175	--	5,140	2,030	--	--	--	--
Owned - Possédé	4,370	100	--	3,465	750	--	--	--	--
Rented - Loué	3,075	--	--	1,675	1,280	--	--	--	--
Kamouraska	4,680	150	--	4,455	--	--	--	--	--
Owned - Possédé	3,875	--	--	3,725	--	--	--	--	--
Rented - Loué	805	--	--	730	--	--	--	--	--
Labelle	5,235	--	--	5,105	--	--	--	--	--
Owned - Possédé	4,035	--	--	3,945	--	--	--	--	--
Rented - Loué	1,200	--	--	1,160	--	--	--	--	--
Lac-St-Jean	12,700	440	--	11,550	575	--	--	--	--
Owned - Possédé	9,075	225	--	8,485	305	--	--	--	--
Rented - Loué	3,625	215	--	3,065	270	--	--	--	--
Lac-St-Jean-Est	4,815	345	--	4,125	290	--	--	--	--
Owned - Possédé	3,090	185	--	2,730	150	--	--	--	--
Rented - Loué	1,725	160	--	1,395	140	--	--	--	--
Lac-St-Jean-Ouest	7,885	--	--	7,425	285	--	--	--	--
Owned - Possédé	5,985	--	--	5,755	155	--	--	--	--
Rented - Loué	1,900	--	--	1,670	130	--	--	--	--
Laprairie	3,955	1,860	--	820	1,230	--	--	--	--
Owned - Possédé	2,745	1,370	--	580	775	--	--	--	--
Rented - Loué	1,210	490	--	240	455	--	--	--	--
L'Assomption	4,975	360	--	3,075	1,435	--	--	--	--
Owned - Possédé	3,115	220	--	2,160	695	--	--	--	--
Rented - Loué	1,860	140	--	915	740	--	--	--	--
Lévis	8,315	1,755	--	4,090	2,375	--	--	--	--
Owned - Possédé	5,670	1,335	--	3,035	1,240	--	--	--	--
Rented - Loué	2,645	420	--	1,055	1,135	--	--	--	--
L'Islet	4,245	215	--	3,860	--	--	--	--	--
Owned - Possédé	3,750	165	--	3,470	--	--	--	--	--
Rented - Loué	495	--	--	390	--	--	--	--	--
Lotbinière	5,295	--	--	5,055	--	--	--	--	--
Owned - Possédé	4,765	--	--	4,575	--	--	--	--	--
Rented - Loué	530	--	--	480	--	--	--	--	--
Maskinongé	3,835	130	--	3,305	375	--	--	--	--
Owned - Possédé	2,845	105	--	2,510	215	--	--	--	--
Rented - Loué	990	--	--	795	160	--	--	--	--
Matane	10,745	195	--	10,290	170	--	--	--	--
Owned - Possédé	9,005	140	--	8,685	105	--	--	--	--
Rented - Loué	1,740	--	--	1,605	--	--	--	--	--

TABLE 25 Occupied dwellings by tenure showing principal heating fuel, for counties and census divisions, 1951 - Continued

TABLEAU 25. Logements occupés selon le mode d'occupation et principal combustible de chauffage, comtés et divisions de recensement, 1951 - suite

County or census division, and tenure  Comté ou division de recensement et mode d'occupation	Total	Principal heating fuel Principal combustible de chauffage							
		Coal Charbon	Coke	Wood Bois	Oil Huile	Gas Gaz	Electricity Électricité	Sawdust Sciure	Other Autre
<b>Québec - Con. - suite</b>									
<b>Matane - Con. - fin</b>									
Matane.....	5,275	--	--	5,040	--	--	--	--	--
Owned - Possédé.....	4,365	--	--	4,185	--	--	--	--	--
Rented - Loué.....	910	--	--	855	--	--	--	--	--
Matapédia.....	5,470	105	--	5,250	--	--	--	--	--
Owned - Possédé.....	4,640	--	--	4,500	--	--	--	--	--
Rented - Loué.....	830	--	--	750	--	--	--	--	--
Mégantic.....	8,955	605	--	7,395	870	--	--	--	--
Owned - Possédé.....	6,275	475	--	5,300	445	--	--	--	--
Rented - Loué.....	2,680	130	--	2,095	425	--	--	--	--
Missisquoi.....	5,635	1,060	--	2,945	1,545	--	--	--	--
Owned - Possédé.....	3,355	665	--	1,845	800	--	--	--	--
Rented - Loué.....	2,280	395	--	1,100	745	--	--	--	--
Montcalm.....	3,810	145	--	3,155	490	--	--	--	--
Owned - Possédé.....	2,895	120	--	2,460	300	--	--	--	--
Rented - Loué.....	915	--	--	695	190	--	--	--	--
Montmagny.....	4,660	195	--	4,235	180	--	--	--	--
Owned - Possédé.....	3,965	150	--	3,665	120	--	--	--	--
Rented - Loué.....	695	--	--	570	--	--	--	--	--
Montmorency.....	3,885	420	--	3,040	395	--	--	--	--
Owned - Possédé.....	2,895	285	--	2,390	200	--	--	--	--
Rented - Loué.....	990	135	--	650	195	--	--	--	--
Montmorency No. 1.....	3,155	405	--	2,385	340	--	--	--	--
Owned - Possédé.....	2,290	275	--	1,835	165	--	--	--	--
Rented - Loué.....	865	130	--	550	175	--	--	--	--
Montmorency No. 2 (Île-d'Orléans).....	730	--	--	655	--	--	--	--	--
Owned - Possédé.....	605	--	--	555	--	--	--	--	--
Rented - Loué.....	125	--	--	100	--	--	--	--	--
Montréal & Jésus Islands - Îles.....	325,830	132,250	4,730	18,440	166,835	2,105	1,180	--	280
Owned - Possédé.....	76,025	24,275	1,105	3,910	45,555	755	390	--	--
Rented - Loué.....	249,805	107,975	3,625	14,530	121,280	1,350	790	--	245
Jésus Island - Île.....	7,825	2,405	--	1,605	3,655	--	--	--	--
Owned - Possédé.....	4,670	1,630	--	1,105	1,870	--	--	--	--
Rented - Loué.....	3,155	775	--	500	1,785	--	--	--	--
Montréal Island - Île.....	318,005	129,845	4,675	16,835	163,180	2,095	1,125	--	245
Owned - Possédé.....	71,355	22,645	1,075	2,805	43,685	755	370	--	--
Rented - Loué.....	246,650	107,200	3,600	14,030	119,495	1,340	755	--	225
Napierville.....	1,905	315	--	1,050	500	--	--	--	--
Owned - Possédé.....	1,435	240	--	860	315	--	--	--	--
Rented - Loué.....	470	--	--	190	185	--	--	--	--
Nicolet.....	5,635	220	--	5,150	225	--	--	--	--
Owned - Possédé.....	4,775	175	--	4,450	120	--	--	--	--
Rented - Loué.....	860	--	--	700	105	--	--	--	--
Papineau.....	6,305	505	--	5,040	710	--	--	--	--
Owned - Possédé.....	4,725	310	--	3,955	445	--	--	--	--
Rented - Loué.....	1,580	195	--	1,085	265	--	--	--	--
Pontiac.....	4,570	225	--	4,165	135	--	--	--	--
Owned - Possédé.....	3,800	180	--	3,515	--	--	--	--	--
Rented - Loué.....	770	--	--	650	--	--	--	--	--
Portneuf.....	8,610	275	--	7,625	655	--	--	--	--
Owned - Possédé.....	6,295	170	--	5,750	350	--	--	--	--
Rented - Loué.....	2,315	105	--	1,875	305	--	--	--	--
Québec.....	50,610	14,680	175	11,280	24,110	--	215	--	--
Owned - Possédé.....	17,455	5,065	--	4,765	7,435	--	--	--	--
Rented - Loué.....	33,155	9,615	105	6,515	16,675	--	140	--	--
Richelieu.....	6,500	700	--	3,240	2,500	--	--	--	--
Owned - Possédé.....	3,850	380	--	2,220	1,220	--	--	--	--
Rented - Loué.....	2,650	320	--	1,020	1,280	--	--	--	--
Richmond.....	7,280	1,110	--	4,725	1,365	--	--	--	--
Owned - Possédé.....	4,480	725	--	3,145	535	--	--	--	--
Rented - Loué.....	2,800	385	--	1,580	830	--	--	--	--

TABLE 25. Occupied dwellings by tenure showing principal heating fuel, for counties and census divisions, 1951 - Continued

TABLEAU 25. Logements occupés selon le mode d'occupation et principal combustible de chauffage, comtés et divisions de recensement, 1951 - suite

County or census division, and tenure Comté ou division de recensement et mode d'occupation	Total	Principal heating fuel Principal combustible de chauffage							
		Coal Charbon	Coke	Wood Bois	Oil Huile	Gas Gaz	Electricity Électricité	Sawdust Sciure	Other Autre
<b>Québec - Con.-fin</b>									
Rimouski .....	8,865	450	--	7,695	655	--	--	--	--
Owned - Possédé .....	6,730	270	--	6,070	345	--	--	--	--
Rented - Loué .....	2,135	180	--	1,625	310	--	--	--	--
Rouville .....	4,305	885	--	1,850	1,520	--	--	--	--
Owned - Possédé .....	3,015	655	--	1,335	990	--	--	--	--
Rented - Loué .....	1,290	230	--	515	530	--	--	--	--
Saguenay .....	6,875	485	--	5,880	475	--	--	--	--
Owned - Possédé .....	5,340	225	--	4,890	205	--	--	--	--
Rented - Loué .....	1,535	260	--	990	270	--	--	--	--
Shefford .....	9,525	915	--	4,740	3,770	--	--	--	--
Owned - Possédé .....	5,280	560	--	3,255	1,420	--	--	--	--
Rented - Loué .....	4,245	355	--	1,485	2,350	--	--	--	--
Sherbrooke .....	14,105	3,775	200	4,170	5,705	--	--	--	--
Owned - Possédé .....	5,645	1,725	110	1,910	1,815	--	--	--	--
Rented - Loué .....	8,460	2,050	--	2,260	3,890	--	--	--	--
Soulanges .....	2,120	565	--	1,170	365	--	--	--	--
Owned - Possédé .....	1,615	435	--	905	270	--	--	--	--
Rented - Loué .....	505	130	--	265	--	--	--	--	--
Stanstead .....	7,805	1,130	--	4,860	1,695	--	--	--	--
Owned - Possédé .....	4,565	760	--	3,045	710	--	--	--	--
Rented - Loué .....	3,240	370	--	1,815	985	--	--	--	--
St-Hyacinthe .....	8,400	920	--	3,700	3,740	--	--	--	--
Owned - Possédé .....	3,875	405	--	2,265	1,185	--	--	--	--
Rented - Loué .....	4,525	515	--	1,435	2,555	--	--	--	--
St-Jean .....	6,175	1,045	--	1,415	3,560	--	--	--	--
Owned - Possédé .....	2,770	485	--	790	1,420	--	--	--	--
Rented - Loué .....	3,405	560	--	625	2,140	--	--	--	--
St-Maurice .....	19,190	3,320	--	8,170	7,530	--	--	--	--
Owned - Possédé .....	7,255	1,380	--	3,935	1,870	--	--	--	--
Rented - Loué .....	11,935	1,940	--	4,235	5,660	--	--	--	--
Témiscamingue .....	10,730	1,945	--	7,475	1,065	--	145	--	--
Owned - Possédé .....	5,910	400	--	4,930	500	--	--	--	--
Rented - Loué .....	4,820	1,545	--	2,545	565	--	--	--	--
Témiscouata .....	11,350	345	--	10,490	470	--	--	--	--
Owned - Possédé .....	9,260	240	--	8,695	310	--	--	--	--
Rented - Loué .....	2,090	105	--	1,795	160	--	--	--	--
Rivière-du-Loup .....	6,630	310	--	5,880	415	--	--	--	--
Owned - Possédé .....	5,210	215	--	4,725	265	--	--	--	--
Rented - Loué .....	1,420	--	--	1,155	150	--	--	--	--
Témiscouata .....	4,720	--	--	4,610	--	--	--	--	--
Owned - Possédé .....	4,050	--	--	3,970	--	--	--	--	--
Rented - Loué .....	670	--	--	640	--	--	--	--	--
Terrebonne .....	15,010	1,015	--	8,500	5,350	--	--	--	--
Owned - Possédé .....	8,785	570	--	5,680	2,475	--	--	--	--
Rented - Loué .....	6,225	445	--	2,820	2,875	--	--	--	--
Vaudreuil .....	4,075	855	--	1,610	1,545	--	--	--	--
Owned - Possédé .....	2,880	555	--	1,320	965	--	--	--	--
Rented - Loué .....	1,195	300	--	290	580	--	--	--	--
Verchères .....	3,785	435	--	2,000	1,330	--	--	--	--
Owned - Possédé .....	2,520	285	--	1,500	725	--	--	--	--
Rented - Loué .....	1,265	150	--	500	605	--	--	--	--
Wolfe .....	3,570	--	--	3,405	--	--	--	--	--
Owned - Possédé .....	3,020	--	--	2,890	--	--	--	--	--
Rented - Loué .....	550	--	--	515	--	--	--	--	--
Yamaska .....	3,290	235	--	2,860	180	--	--	--	--
Owned - Possédé .....	2,875	200	--	2,540	120	--	--	--	--
Rented - Loué .....	415	--	--	320	--	--	--	--	--

**TABLE 25. Occupied dwellings by tenure showing principal heating fuel, for counties and census divisions, 1951 - Continued**  
**TABLEAU 25. Logements occupés selon le mode d'occupation et principal combustible de chauffage, comtés et divisions de recensement, 1951 - suite**

County or census division, and tenure Comté ou division de recensement et mode d'occupation	Total	Principal heating fuel Principal combustible de chauffage							
		Coal Charbon	Coke	Wood Bois	Oil Huile	Gas Gaz	Electricity Électricité	Sawdust Sciure	Other Autre
		<b>Ontario</b> .....	<b>1,181,125</b>	<b>658,930</b>	<b>13,770</b>	<b>166,935</b>	<b>293,945</b>	<b>45,015</b>	<b>1,175</b>
Owned - Possédé.....	821,335	430,470	9,480	132,560	219,375	28,155	465	440	390
Rented - Loué.....	359,790	228,460	4,290	34,375	74,570	16,860	710	--	465
<b>Algoma</b> .....	<b>15,335</b>	<b>4,065</b>	<b>4,060</b>	<b>4,085</b>	<b>2,725</b>	<b>340</b>	<b>--</b>	<b>--</b>	<b>--</b>
Owned - Possédé.....	11,345	2,750	3,025	3,340	1,965	235	--	--	--
Rented - Loué.....	3,990	1,315	1,035	745	760	105	--	--	--
<b>Brant</b> .....	<b>19,845</b>	<b>13,625</b>	<b>100</b>	<b>970</b>	<b>4,490</b>	<b>645</b>	<b>--</b>	<b>--</b>	<b>--</b>
Owned - Possédé.....	13,875	9,410	--	770	3,335	285	--	--	--
Rented - Loué.....	5,970	4,215	--	200	1,155	360	--	--	--
<b>Bruce</b> .....	<b>11,770</b>	<b>4,690</b>	<b>--</b>	<b>5,305</b>	<b>1,620</b>	<b>--</b>	<b>--</b>	<b>--</b>	<b>--</b>
Owned - Possédé.....	9,745	3,770	--	4,620	1,220	--	--	--	--
Rented - Loué.....	2,025	920	--	685	400	--	--	--	--
<b>Carleton</b> .....	<b>58,580</b>	<b>32,550</b>	<b>1,250</b>	<b>3,940</b>	<b>20,655</b>	<b>--</b>	<b>--</b>	<b>--</b>	<b>--</b>
Owned - Possédé.....	28,125	12,380	475	2,755	12,410	--	--	--	--
Rented - Loué.....	30,455	20,170	775	1,185	8,245	--	--	--	--
<b>Cochrane</b> .....	<b>19,415</b>	<b>8,595</b>	<b>--</b>	<b>8,395</b>	<b>2,225</b>	<b>--</b>	<b>120</b>	<b>--</b>	<b>--</b>
Owned - Possédé.....	10,975	4,005	--	5,750	1,125	--	--	--	--
Rented - Loué.....	8,440	4,590	--	2,645	1,100	--	--	--	--
<b>Dufferin</b> .....	<b>4,230</b>	<b>2,400</b>	<b>--</b>	<b>1,170</b>	<b>640</b>	<b>--</b>	<b>--</b>	<b>--</b>	<b>--</b>
Owned - Possédé.....	3,550	2,050	--	1,020	465	--	--	--	--
Rented - Loué.....	680	350	--	150	175	--	--	--	--
<b>Dundas</b> .....	<b>4,295</b>	<b>2,455</b>	<b>--</b>	<b>1,285</b>	<b>520</b>	<b>--</b>	<b>--</b>	<b>--</b>	<b>--</b>
Owned - Possédé.....	3,300	1,785	--	1,095	390	--	--	--	--
Rented - Loué.....	995	670	--	190	130	--	--	--	--
<b>Durham</b> .....	<b>8,620</b>	<b>5,205</b>	<b>--</b>	<b>1,940</b>	<b>1,425</b>	<b>--</b>	<b>--</b>	<b>--</b>	<b>--</b>
Owned - Possédé.....	6,365	3,775	--	1,575	985	--	--	--	--
Rented - Loué.....	2,255	1,430	--	365	440	--	--	--	--
<b>Elgin</b> .....	<b>15,330</b>	<b>9,745</b>	<b>--</b>	<b>1,445</b>	<b>3,055</b>	<b>1,035</b>	<b>--</b>	<b>--</b>	<b>--</b>
Owned - Possédé.....	10,980	7,045	--	1,135	2,215	555	--	--	--
Rented - Loué.....	4,350	2,700	--	310	840	480	--	--	--
<b>Essex</b> .....	<b>57,525</b>	<b>34,950</b>	<b>640</b>	<b>620</b>	<b>10,435</b>	<b>10,805</b>	<b>--</b>	<b>--</b>	<b>--</b>
Owned - Possédé.....	37,690	22,645	415	425	7,990	6,175	--	--	--
Rented - Loué.....	19,835	12,305	225	195	2,445	4,630	--	--	--
<b>Frontenac</b> .....	<b>16,010</b>	<b>8,795</b>	<b>--</b>	<b>2,930</b>	<b>4,140</b>	<b>--</b>	<b>--</b>	<b>--</b>	<b>--</b>
Owned - Possédé.....	9,370	4,475	--	2,355	2,485	--	--	--	--
Rented - Loué.....	6,640	4,320	--	575	1,655	--	--	--	--
<b>Glengarry</b> .....	<b>4,305</b>	<b>870</b>	<b>--</b>	<b>2,895</b>	<b>505</b>	<b>--</b>	<b>--</b>	<b>--</b>	<b>--</b>
Owned - Possédé.....	3,405	670	--	2,325	380	--	--	--	--
Rented - Loué.....	900	200	--	570	125	--	--	--	--
<b>Grenville</b> .....	<b>4,845</b>	<b>2,470</b>	<b>--</b>	<b>1,560</b>	<b>790</b>	<b>--</b>	<b>--</b>	<b>--</b>	<b>--</b>
Owned - Possédé.....	3,430	1,560	--	1,370	490	--	--	--	--
Rented - Loué.....	1,415	910	--	190	300	--	--	--	--
<b>Grey</b> .....	<b>16,565</b>	<b>7,345</b>	<b>330</b>	<b>6,540</b>	<b>2,305</b>	<b>--</b>	<b>--</b>	<b>--</b>	<b>--</b>
Owned - Possédé.....	13,335	5,500	245	5,755	1,800	--	--	--	--
Rented - Loué.....	3,230	1,845	--	785	505	--	--	--	--
<b>Haldimand</b> .....	<b>6,735</b>	<b>2,690</b>	<b>--</b>	<b>960</b>	<b>950</b>	<b>2,110</b>	<b>--</b>	<b>--</b>	<b>--</b>
Owned - Possédé.....	5,135	2,105	--	810	745	1,465	--	--	--
Rented - Loué.....	1,600	585	--	150	205	645	--	--	--
<b>Haliburton</b> .....	<b>2,050</b>	<b>205</b>	<b>--</b>	<b>1,680</b>	<b>160</b>	<b>--</b>	<b>--</b>	<b>--</b>	<b>--</b>
Owned - Possédé.....	1,710	130	--	1,430	145	--	--	--	--
Rented - Loué.....	340	--	--	250	--	--	--	--	--
<b>Halton</b> .....	<b>12,215</b>	<b>7,410</b>	<b>--</b>	<b>755</b>	<b>3,870</b>	<b>120</b>	<b>--</b>	<b>--</b>	<b>--</b>
Owned - Possédé.....	9,380	5,640	--	595	3,035	--	--	--	--
Rented - Loué.....	2,835	1,770	--	160	835	--	--	--	--
<b>Hastings</b> .....	<b>19,740</b>	<b>9,045</b>	<b>--</b>	<b>6,195</b>	<b>4,430</b>	<b>--</b>	<b>--</b>	<b>--</b>	<b>--</b>
Owned - Possédé.....	12,940	5,305	--	5,035	2,585	--	--	--	--
Rented - Loué.....	6,800	3,740	--	1,160	1,845	--	--	--	--
<b>Huron</b> .....	<b>13,870</b>	<b>8,380</b>	<b>--</b>	<b>3,060</b>	<b>2,215</b>	<b>--</b>	<b>--</b>	<b>135</b>	<b>--</b>
Owned - Possédé.....	10,895	6,605	--	2,665	1,465	--	--	110	--
Rented - Loué.....	2,975	1,775	--	395	750	--	--	--	--

TABLE 25. Occupied dwellings by tenure showing principal heating fuel, for counties and census divisions, 1951 - Continued

TABLEAU 25. Logements occupés selon le mode d'occupation et principal combustible de chauffage, comtés et divisions de recensement, 1951 - suite

County or census division, and tenure Comté ou division de recensement et mode d'occupation	Total	Principal heating fuel Principal combustible de chauffage							
		Coal Charbon	Coke	Wood Bois	Oil Huile	Gas Gaz	Electricity Électricité	Sawdust Sciure	Other Autre
<b>Ontario - Con. - suite</b>									
Kenora .....	10,205	3,890	--	5,420	830	--	--	--	--
Owned - Possédé .....	6,660	2,650	--	3,450	520	--	--	--	--
Rented - Loué .....	3,545	1,240	--	1,970	310	--	--	--	--
Kent .....	22,180	8,465	235	1,670	2,660	9,095	--	--	--
Owned - Possédé .....	15,270	6,220	170	1,145	2,020	5,680	--	--	--
Rented - Loué .....	6,910	2,245	--	525	640	3,415	--	--	--
Lambton .....	20,610	8,830	2,190	2,565	3,590	3,390	--	--	--
Owned - Possédé .....	15,835	6,775	1,850	2,225	2,710	2,255	--	--	--
Rented - Loué .....	4,775	2,055	340	340	880	1,135	--	--	--
Lanark .....	9,675	4,205	--	3,460	1,945	--	--	--	--
Owned - Possédé .....	7,095	2,720	--	2,085	1,365	--	--	--	--
Rented - Loué .....	2,580	1,485	--	475	580	--	--	--	--
Leeds .....	10,295	5,535	--	3,290	1,390	--	--	--	--
Owned - Possédé .....	6,975	3,290	--	2,655	985	--	--	--	--
Rented - Loué .....	3,320	2,245	--	635	405	--	--	--	--
Lennox & Addington .....	5,440	2,055	--	2,685	695	--	--	--	--
Owned - Possédé .....	4,235	1,560	--	2,150	520	--	--	--	--
Rented - Loué .....	1,205	495	--	535	175	--	--	--	--
Lincoln .....	24,300	15,930	--	950	6,820	505	--	--	--
Owned - Possédé .....	16,845	10,900	--	630	5,000	290	--	--	--
Rented - Loué .....	7,455	5,030	--	320	1,820	215	--	--	--
Manitoulin .....	2,805	205	--	2,380	215	--	--	--	--
Owned - Possédé .....	2,430	140	--	2,115	175	--	--	--	--
Rented - Loué .....	375	--	--	265	--	--	--	--	--
Middlesex .....	44,090	24,360	160	2,605	10,665	6,235	--	--	--
Owned - Possédé .....	30,425	16,445	110	2,140	7,840	3,850	--	--	--
Rented - Loué .....	13,665	7,915	--	465	2,825	2,385	--	--	--
Muskoka .....	6,880	1,150	--	4,685	965	--	--	--	--
Owned - Possédé .....	5,480	845	--	3,875	710	--	--	--	--
Rented - Loué .....	1,380	305	--	810	255	--	--	--	--
Nipissing .....	11,485	3,740	--	5,070	2,505	--	--	--	--
Owned - Possédé .....	8,375	2,580	--	3,885	1,785	--	--	--	--
Rented - Loué .....	3,110	1,160	--	1,185	720	--	--	--	--
Norfolk .....	11,785	5,230	--	2,210	2,755	1,550	--	--	--
Owned - Possédé .....	8,215	3,870	--	1,580	2,050	685	--	--	--
Rented - Loué .....	3,570	1,360	--	630	705	865	--	--	--
Northumberland .....	9,495	4,835	--	3,045	1,565	--	--	--	--
Owned - Possédé .....	6,955	3,360	--	2,465	1,110	--	--	--	--
Rented - Loué .....	2,540	1,475	--	580	455	--	--	--	--
Ontario .....	23,005	15,090	--	2,415	5,385	--	--	--	--
Owned - Possédé .....	16,485	10,455	--	1,755	4,200	--	--	--	--
Rented - Loué .....	6,520	4,635	--	660	1,185	--	--	--	--
Oxford .....	16,440	11,055	--	1,125	3,230	960	--	--	--
Owned - Possédé .....	11,660	8,085	--	830	2,390	315	--	--	--
Rented - Loué .....	4,780	2,970	--	295	840	645	--	--	--
Parry Sound .....	7,255	1,285	--	5,075	855	--	--	--	--
Owned - Possédé .....	5,795	795	--	4,350	620	--	--	--	--
Rented - Loué .....	1,460	490	--	725	235	--	--	--	--
Peel .....	14,505	8,665	--	580	5,185	--	--	--	--
Owned - Possédé .....	10,515	6,235	--	430	3,800	--	--	--	--
Rented - Loué .....	3,990	2,430	--	150	1,385	--	--	--	--
Perth .....	14,740	11,230	--	1,090	2,345	--	--	--	--
Owned - Possédé .....	11,430	8,565	--	980	1,830	--	--	--	--
Rented - Loué .....	3,310	2,665	--	110	515	--	--	--	--
Peterborough .....	15,985	8,560	--	3,370	4,005	--	--	--	--
Owned - Possédé .....	11,265	5,570	--	2,715	2,935	--	--	--	--
Rented - Loué .....	4,720	2,990	--	655	1,070	--	--	--	--
Prescott .....	5,590	650	--	4,260	535	--	--	--	--
Owned - Possédé .....	4,245	480	--	3,310	390	--	--	--	--
Rented - Loué .....	1,345	170	--	950	145	--	--	--	--

TABLE 25. Occupied dwellings by tenure showing principal heating fuel, for counties and census divisions,  
1951 - Continued

TABLEAU 25. Logements occupés selon le mode d'occupation et principal combustible de chauffage, comtés et divisions  
de recensement, 1951 - suite

County or census division, and tenure Comté ou division de recensement et mode d'occupation	Total	Principal heating fuel Principal combustible de chauffage							
		Coal Charbon	Coke	Wood Bois	Oil Huile	Gas Gaz	Electricity Électricité	Sawdust Sciure	Other Autre
		<b>Ontario - Con. - fin</b>							
Prince Edward .....	5,310	2,645	--	1,495	1,155	--	--	--	--
Owned - Possédé .....	3,740	1,905	--	1,105	715	--	--	--	--
Rented - Loué .....	1,570	740	--	390	440	--	--	--	--
Rainy River .....	5,740	1,995	--	2,690	1,015	--	--	--	--
Owned - Possédé .....	4,590	1,565	--	2,325	685	--	--	--	--
Rented - Loué .....	1,150	430	--	365	330	--	--	--	--
Renfrew .....	15,655	3,370	--	10,400	1,805	--	--	--	--
Owned - Possédé .....	11,680	1,880	--	8,765	990	--	--	--	--
Rented - Loué .....	3,975	1,490	--	1,635	815	--	--	--	--
Russell .....	3,825	815	--	2,640	325	--	--	--	--
Owned - Possédé .....	3,115	685	--	2,140	255	--	--	--	--
Rented - Loué .....	710	130	--	500	--	--	--	--	--
Simcoe .....	27,390	14,015	--	7,455	5,735	--	--	--	--
Owned - Possédé .....	20,560	10,040	--	6,295	4,085	--	--	--	--
Rented - Loué .....	6,830	3,975	--	1,160	1,650	--	--	--	--
Stormont .....	11,705	5,495	--	2,345	3,765	--	--	--	--
Owned - Possédé .....	6,510	3,010	--	1,760	1,695	--	--	--	--
Rented - Loué .....	5,195	2,485	--	585	2,070	--	--	--	--
Sudbury .....	24,340	13,215	110	5,730	5,220	--	--	--	--
Owned - Possédé .....	14,050	6,895	--	4,055	3,020	--	--	--	--
Rented - Loué .....	10,290	6,320	--	1,675	2,200	--	--	--	--
Thunder Bay .....	26,860	15,715	185	5,350	5,445	--	--	--	--
Owned - Possédé .....	19,020	10,725	160	4,010	4,020	--	--	--	--
Rented - Loué .....	7,840	4,990	--	1,340	1,425	--	--	--	--
Timiskaming .....	12,730	4,555	--	5,635	2,455	--	--	--	--
Owned - Possédé .....	7,660	2,535	--	3,790	1,300	--	--	--	--
Rented - Loué .....	5,070	2,020	--	1,845	1,155	--	--	--	--
Victoria .....	7,830	3,460	--	3,025	1,290	--	--	--	--
Owned - Possédé .....	6,120	2,495	--	2,615	970	--	--	--	--
Rented - Loué .....	1,710	965	--	410	320	--	--	--	--
Waterloo .....	32,600	24,355	200	1,300	6,295	385	--	--	--
Owned - Possédé .....	23,180	16,750	165	1,115	4,955	175	--	--	--
Rented - Loué .....	9,420	7,605	--	185	1,340	210	--	--	--
Welland .....	32,345	21,175	140	730	7,565	2,700	--	--	--
Owned - Possédé .....	23,010	14,950	--	540	5,740	1,670	--	--	--
Rented - Loué .....	9,335	6,225	--	190	1,825	1,030	--	--	--
Wellington .....	17,765	13,160	415	1,760	2,350	--	--	--	--
Owned - Possédé .....	13,050	9,360	270	1,610	1,760	--	--	--	--
Rented - Loué .....	4,715	3,800	145	150	590	--	--	--	--
Wentworth .....	70,070	49,715	1,750	970	16,610	945	--	--	--
Owned - Possédé .....	47,735	32,235	1,115	695	13,005	655	--	--	--
Rented - Loué .....	22,335	17,480	635	275	3,605	290	--	--	--
York .....	288,935	174,790	710	1,730	107,620	3,785	--	--	200
Owned - Possédé .....	205,575	112,295	435	1,245	87,995	3,460	--	--	--
Rented - Loué .....	83,360	62,495	275	485	19,625	325	--	--	120
<b>Manitoba .....</b>	<b>202,400</b>	<b>128,395</b>	<b>6,210</b>	<b>46,110</b>	<b>18,575</b>	<b>170</b>	<b>205</b>	<b>--</b>	<b>2,685</b>
Owned - Possédé .....	144,645	83,740	4,805	39,710	14,095	135	--	--	2,030
Rented - Loué .....	57,755	44,655	1,405	6,400	4,480	--	120	--	655
Division No. 1 .....	5,380	1,375	--	3,885	100	--	--	--	--
Owned - Possédé .....	4,735	1,250	--	3,390	--	--	--	--	--
Rented - Loué .....	645	125	--	495	--	--	--	--	--
Division No. 2 .....	8,955	7,080	--	1,315	495	--	--	--	--
Owned - Possédé .....	7,630	6,000	--	1,170	425	--	--	--	--
Rented - Loué .....	1,325	1,080	--	145	--	--	--	--	--
Division No. 3 .....	6,030	4,775	--	740	485	--	--	--	--
Owned - Possédé .....	4,685	3,690	--	585	395	--	--	--	--
Rented - Loué .....	1,345	1,085	--	155	--	--	--	--	--
Division No. 4 .....	4,230	3,610	--	285	325	--	--	--	--
Owned - Possédé .....	3,165	2,670	--	230	255	--	--	--	--
Rented - Loué .....	1,065	940	--	--	--	--	--	--	--



TABLE 25. Occupied dwellings by tenure showing principal heating fuel, for counties and census divisions, 1951 - Continued

TABLEAU 25. Logements occupés selon le mode d'occupation et principal combustible de chauffage, comtés et divisions de recensement, 1951 - suite

County or census division, and tenure Comté ou division de recensement et mode d'occupation	Total	Principal heating fuel Principal combustible de chauffage							
		Coal Charbon	Coke	Wood Bois	Oil Huile	Gas Gaz	Elec- tricity Élec- tricité	Sawdust Sciure	Other Autre
		<b>Manitoba - Con.-fin</b>							
Division No. 5 .....	13,900	6,595	940	5,355	960	--	--	--	--
Owned - Possédé .....	11,495	5,320	770	4,615	765	--	--	--	--
Rented - Loué .....	2,405	1,275	170	740	195	--	--	--	--
Division No. 6 .....	88,090	68,740	4,210	2,500	9,945	145	--	--	2,495
Owned - Possédé .....	52,400	37,765	3,135	1,650	7,730	120	--	--	1,965
Rented - Loué .....	35,690	30,975	1,075	850	2,215	--	--	--	530
Division No. 7 .....	10,740	8,020	--	1,410	1,195	--	--	--	--
Owned - Possédé .....	7,370	5,535	--	1,125	660	--	--	--	--
Rented - Loué .....	3,370	2,485	--	285	535	--	--	--	--
Division No. 8 .....	5,435	4,340	--	475	595	--	--	--	--
Owned - Possédé .....	4,060	3,275	--	390	370	--	--	--	--
Rented - Loué .....	1,375	1,065	--	--	225	--	--	--	--
Division No. 9 .....	15,240	9,970	875	2,190	2,155	--	--	--	--
Owned - Possédé .....	12,415	7,945	740	1,890	1,800	--	--	--	--
Rented - Loué .....	2,825	2,025	135	300	355	--	--	--	--
Division No. 10 .....	5,040	2,660	--	2,100	260	--	--	--	--
Owned - Possédé .....	4,250	2,155	--	1,865	210	--	--	--	--
Rented - Loué .....	790	505	--	235	--	--	--	--	--
Division No. 11 .....	7,030	3,695	--	2,730	570	--	--	--	--
Owned - Possédé .....	5,610	2,870	--	2,255	470	--	--	--	--
Rented - Loué .....	1,420	825	--	475	100	--	--	--	--
Division No. 12 .....	5,640	445	--	5,075	105	--	--	--	--
Owned - Possédé .....	4,995	365	--	4,535	--	--	--	--	--
Rented - Loué .....	645	--	--	540	--	--	--	--	--
Division No. 13 .....	6,320	1,945	--	4,170	195	--	--	--	--
Owned - Possédé .....	5,500	1,525	--	3,805	160	--	--	--	--
Rented - Loué .....	820	420	--	365	--	--	--	--	--
Division No. 14 .....	6,185	1,550	--	4,445	185	--	--	--	--
Owned - Possédé .....	5,225	1,145	--	3,925	150	--	--	--	--
Rented - Loué .....	960	405	--	520	--	--	--	--	--
Division No. 15 .....	3,210	605	--	2,450	135	--	--	--	--
Owned - Possédé .....	2,820	520	--	2,170	110	--	--	--	--
Rented - Loué .....	390	--	--	280	--	--	--	--	--
Division No. 16 .....	10,975	2,990	--	6,985	870	--	--	--	--
Owned - Possédé .....	8,290	1,710	--	6,110	440	--	--	--	--
Rented - Loué .....	2,685	1,280	--	875	430	--	--	--	--
<b>Saskatchewan</b>									
Division No. 1 .....	9,475	7,710	--	1,150	580	--	--	--	--
Owned - Possédé .....	7,205	5,785	--	930	455	--	--	--	--
Rented - Loué .....	2,270	1,925	--	220	125	--	--	--	--
Division No. 2 .....	8,700	7,270	--	--	1,360	--	--	--	--
Owned - Possédé .....	6,080	5,080	--	--	950	--	--	--	--
Rented - Loué .....	2,620	2,190	--	--	410	--	--	--	--
Division No. 3 .....	8,175	6,395	--	--	1,725	--	--	--	--
Owned - Possédé .....	6,165	4,770	--	--	1,345	--	--	--	--
Rented - Loué .....	2,010	1,625	--	--	380	--	--	--	--
Division No. 4 .....	5,005	3,925	--	160	920	--	--	--	--
Owned - Possédé .....	3,845	3,030	--	110	705	--	--	--	--
Rented - Loué .....	1,160	895	--	--	215	--	--	--	--
Division No. 5 .....	12,950	7,120	--	4,435	1,395	--	--	--	--
Owned - Possédé .....	10,470	5,640	--	3,725	1,105	--	--	--	--
Rented - Loué .....	2,480	1,480	--	710	290	--	--	--	--
Division No. 6 .....	30,535	18,515	--	2,165	9,800	--	--	--	--
Owned - Possédé .....	19,735	11,530	--	1,785	6,380	--	--	--	--
Rented - Loué .....	10,800	6,985	--	380	3,420	--	--	--	--
Division No. 7 .....	14,620	11,070	--	--	3,440	--	--	--	--
Owned - Possédé .....	9,620	7,220	--	--	2,360	--	--	--	--
Rented - Loué .....	5,000	3,850	--	--	1,080	--	--	--	--

TABLE 25. Occupied dwellings by tenure showing principal heating fuel, for counties and census divisions, 1951 - Continued

TABLEAU 25. Logements occupés selon le mode d'occupation et principal combustible de chauffage, comtés et divisions de recensement, 1951 - suite

County or census division, and tenure Comté ou division de recensement et mode d'occupation	Total	Principal heating fuel Principal combustible de chauffage							
		Coal Charbon	Coke	Wood Bois	Oil Huile	Gas Gaz	Elec- tricity Élec- tricité	Sawdust Sciure	Other Autre
<b>Saskatchewan - Con.-fin</b>									
Division No. 8.....	10,230	7,940	--	--	2,235	--	--	--	--
Owned - Possédé.....	7,205	5,500	--	--	1,680	--	--	--	--
Rented - Loué.....	3,025	2,440	--	--	555	--	--	--	--
Division No. 9.....	14,275	5,025	--	8,200	975	--	--	--	--
Owned - Possédé.....	11,575	3,605	--	7,210	725	--	--	--	--
Rented - Loué.....	2,700	1,420	--	990	250	--	--	--	--
Division No. 10.....	9,580	3,815	--	4,550	1,205	--	--	--	--
Owned - Possédé.....	8,045	3,055	--	4,020	960	--	--	--	--
Rented - Loué.....	1,535	760	--	530	245	--	--	--	--
Division No. 11.....	23,525	17,030	--	485	5,985	--	--	--	--
Owned - Possédé.....	16,005	11,275	--	395	4,310	--	--	--	--
Rented - Loué.....	7,520	5,755	--	--	1,675	--	--	--	--
Division No. 12.....	7,795	5,130	--	1,115	1,525	--	--	--	--
Owned - Possédé.....	5,725	3,715	--	925	1,075	--	--	--	--
Rented - Loué.....	2,070	1,415	--	190	450	--	--	--	--
Division No. 13.....	8,205	5,815	--	510	1,495	360	--	--	--
Owned - Possédé.....	6,135	4,295	--	430	1,120	275	--	--	--
Rented - Loué.....	2,070	1,520	--	--	375	--	--	--	--
Division No. 14.....	16,360	4,350	--	10,575	1,400	--	--	--	--
Owned - Possédé.....	13,350	3,250	--	9,020	1,060	--	--	--	--
Rented - Loué.....	3,010	1,100	--	1,555	340	--	--	--	--
Division No. 15.....	19,670	9,000	--	9,085	1,550	--	--	--	--
Owned - Possédé.....	15,630	6,695	--	7,685	1,230	--	--	--	--
Rented - Loué.....	4,040	2,305	--	1,400	320	--	--	--	--
Division No. 16.....	11,250	3,435	--	6,850	910	--	--	--	--
Owned - Possédé.....	8,865	2,380	--	5,855	615	--	--	--	--
Rented - Loué.....	2,385	1,055	--	995	295	--	--	--	--
Division No. 17.....	7,770	1,425	--	5,065	530	730	--	--	--
Owned - Possédé.....	6,330	1,100	--	4,230	435	550	--	--	--
Rented - Loué.....	1,440	325	--	835	--	180	--	--	--
Division No. 18.....	3,335	315	--	2,865	105	--	--	--	--
Owned - Possédé.....	2,815	250	--	2,480	--	--	--	--	--
Rented - Loué.....	520	--	--	385	--	--	--	--	--
<b>Alberta</b> .....	<b>250,750</b>	<b>86,210</b>	<b>120</b>	<b>40,873</b>	<b>12,300</b>	<b>110,730</b>	<b>235</b>	<b>100</b>	<b>180</b>
Owned - Possédé.....	179,055	63,650	--	34,735	9,160	69,065	135	--	125
Rented - Loué.....	71,695	20,560	--	6,140	3,140	41,665	100	--	--
Division No. 1.....	9,905	3,120	--	--	400	6,305	--	--	--
Owned - Possédé.....	6,555	2,275	--	--	290	3,930	--	--	--
Rented - Loué.....	3,350	845	--	--	110	2,375	--	--	--
Division No. 2.....	18,645	9,205	--	485	1,135	7,770	--	--	--
Owned - Possédé.....	12,650	6,600	--	365	865	4,800	--	--	--
Rented - Loué.....	5,995	2,605	--	120	270	2,970	--	--	--
Division No. 3.....	4,625	2,750	--	--	505	1,300	--	--	--
Owned - Possédé.....	3,295	2,040	--	--	365	830	--	--	--
Rented - Loué.....	1,330	710	--	--	140	470	--	--	--
Division No. 4.....	7,960	3,545	--	345	1,430	2,605	--	--	--
Owned - Possédé.....	5,635	2,400	--	295	1,020	1,895	--	--	--
Rented - Loué.....	2,325	1,145	--	--	410	710	--	--	--
Division No. 5.....	4,835	4,320	--	--	470	--	--	--	--
Owned - Possédé.....	3,725	3,350	--	--	340	--	--	--	--
Rented - Loué.....	1,110	970	--	--	130	--	--	--	--
Division No. 6.....	55,095	12,220	--	1,330	2,185	39,270	--	--	--
Owned - Possédé.....	35,010	8,635	--	1,120	1,620	23,575	--	--	--
Rented - Loué.....	20,085	3,585	--	210	565	15,695	--	--	--
Division No. 7.....	8,115	5,870	--	700	635	890	--	--	--
Owned - Possédé.....	6,330	4,700	--	535	455	625	--	--	--
Rented - Loué.....	1,785	1,170	--	165	180	265	--	--	--
Division No. 8.....	19,225	10,870	--	1,980	945	5,405	--	--	--
Owned - Possédé.....	14,435	8,480	--	1,620	730	3,585	--	--	--
Rented - Loué.....	4,790	2,390	--	360	215	1,820	--	--	--

TABLE 25. Occupied dwellings by tenure showing principal heating fuel, for counties and census divisions, 1951 - Concluded

TABLEAU 25. Logements occupés selon le mode d'occupation et principal combustible de chauffage, comtés et divisions de recensement, 1951 - fin

County or census division, and tenure Comté ou division de recensement et mode d'occupation	Total	Principal heating fuel Principal combustible de chauffage							
		Coal Charbon	Coke	Wood Bois	Oil Huile	Gas Gaz	Elec- tricity Élec- tricité	Sawdust Sciure	Other Autre
		<b>Alberta - Con.-fin</b>							
Division No. 9	8,780	3,765	--	4,215	655	--	--	--	--
Owned - Possédé	6,880	2,930	--	3,335	475	--	--	--	--
Rented - Loué	1,900	835	--	880	180	--	--	--	--
Division No. 10	13,095	7,050	--	3,380	610	2,020	--	--	--
Owned - Possédé	11,015	6,015	--	2,935	545	1,500	--	--	--
Rented - Loué	2,080	1,035	--	445	--	520	--	--	--
Division No. 11	59,550	11,085	--	3,465	1,095	43,770	--	--	--
Owned - Possédé	39,650	8,530	--	3,025	740	27,255	--	--	--
Rented - Loué	19,900	2,555	--	440	355	16,515	--	--	--
Division No. 12	4,940	2,215	--	2,385	315	--	--	--	--
Owned - Possédé	3,605	1,510	--	1,840	240	--	--	--	--
Rented - Loué	1,335	705	--	545	--	--	--	--	--
Division No. 13	7,015	1,040	--	5,085	115	775	--	--	--
Owned - Possédé	6,120	845	--	4,560	110	605	--	--	--
Rented - Loué	895	195	--	525	--	170	--	--	--
Division No. 14	12,080	5,605	--	5,440	530	470	--	--	--
Owned - Possédé	10,440	4,815	--	4,855	410	335	--	--	--
Rented - Loué	1,640	790	--	585	120	135	--	--	--
Division No. 15	5,430	1,040	--	3,900	450	--	--	--	--
Owned - Possédé	4,295	710	--	3,240	310	--	--	--	--
Rented - Loué	1,135	330	--	660	140	--	--	--	--
Division No. 16	8,915	2,370	--	5,775	715	--	--	--	--
Owned - Possédé	7,245	1,700	--	4,945	570	--	--	--	--
Rented - Loué	1,670	670	--	830	145	--	--	--	--
Division No. 17	2,540	140	--	2,275	110	--	--	--	--
Owned - Possédé	2,170	115	--	1,965	--	--	--	--	--
Rented - Loué	370	--	--	310	--	--	--	--	--
<b>British Columbia</b>	<b>337,780</b>	<b>102,065</b>	<b>570</b>	<b>121,130</b>	<b>74,540</b>	<b>2,615</b>	<b>1,700</b>	<b>34,235</b>	<b>925</b>
Owned - Possédé	235,160	69,625	420	87,805	47,970	1,655	1,053	26,050	580
Rented - Loué	102,620	32,440	150	33,325	26,570	960	645	8,185	345
Division No. 1	7,700	4,030	--	2,365	710	--	--	455	--
Owned - Possédé	5,235	2,720	--	1,565	525	--	--	345	--
Rented - Loué	2,465	1,310	--	800	185	--	--	110	--
Division No. 2	17,125	9,510	--	5,460	1,750	--	130	190	--
Owned - Possédé	11,615	6,650	--	3,530	1,225	--	--	140	--
Rented - Loué	5,510	2,860	--	1,930	525	--	100	--	--
Division No. 3	22,455	5,010	--	11,295	3,180	--	--	2,740	--
Owned - Possédé	15,960	3,515	--	7,910	2,345	--	--	2,075	--
Rented - Loué	6,495	1,495	--	3,385	835	--	--	665	--
Division No. 4	189,320	60,990	450	49,715	48,995	1,925	1,050	25,600	595
Owned - Possédé	132,885	41,255	360	37,385	31,720	1,310	740	19,720	395
Rented - Loué	56,435	19,735	--	12,330	17,275	615	310	5,880	200
Division No. 5	64,305	16,690	--	28,575	14,390	255	320	3,950	--
Owned - Possédé	45,160	11,830	--	20,800	9,325	120	210	2,805	--
Rented - Loué	19,145	4,860	--	7,775	5,065	135	110	1,145	--
Division No. 6	12,035	2,080	--	8,010	990	--	--	890	--
Owned - Possédé	7,765	1,285	--	5,175	610	--	--	670	--
Rented - Loué	4,270	795	--	2,835	380	--	--	220	--
Division No. 7	4,775	295	--	2,590	1,755	--	--	--	--
Owned - Possédé	2,690	175	--	1,830	610	--	--	--	--
Rented - Loué	2,085	120	--	760	1,145	--	--	--	--
Division No. 8	10,975	1,310	--	8,395	890	--	--	345	--
Owned - Possédé	7,455	770	--	5,870	555	--	--	245	--
Rented - Loué	3,520	540	--	2,525	335	--	--	100	--
Division No. 9	4,995	1,655	--	1,860	1,440	--	--	--	--
Owned - Possédé	3,430	1,080	--	1,475	855	--	--	--	--
Rented - Loué	1,565	575	--	385	585	--	--	--	--
Division No. 10	4,095	495	--	2,865	440	285	--	--	--
Owned - Possédé	2,965	345	--	2,265	200	145	--	--	--
Rented - Loué	1,130	150	--	600	240	140	--	--	--

**TABLE 26. Occupied dwellings by tenure showing principal heating fuel, for incorporated cities, towns, and villages of 10,000 population and over, 1951**

**TABLEAU 26. Logements occupés selon le mode d'occupation et principal combustible de chauffage, cités, villes et villages constitués de 10,000 et plus, 1951**

City, town or village, and tenure <sup>1</sup>  Cité, ville ou village et mode d'occupation	Total	Principal heating fuel Principal combustible de chauffage							
		Coal Charbon	Coke	Wood Bois	Oil Huile	Gas Gaz	Electricity Électricité	Sawdust Sciure	Other Autre
		<b>Newfoundland</b>							
St. John's .....	10,570	6,285	--	--	4,240	--	--	--	--
Owned - Possédé .....	6,520	3,330	--	--	3,170	--	--	--	--
Rented - Loué .....	4,050	2,955	--	--	1,070	--	--	--	--
<b>Prince Edward Island</b>									
Charlottetown .....	3,515	2,365	165	--	930	--	--	--	--
Owned - Possédé .....	1,595	1,015	--	--	475	--	--	--	--
Rented - Loué .....	1,920	1,350	--	--	455	--	--	--	--
<b>Nova Scotia</b>									
Dartmouth .....	3,450	1,630	110	--	1,645	--	--	--	--
Owned - Possédé .....	2,020	910	--	--	995	--	--	--	--
Rented - Loué .....	1,430	720	--	--	650	--	--	--	--
Glace Bay .....	5,325	5,055	--	--	--	--	--	--	195
Owned - Possédé .....	4,220	4,000	--	--	--	--	--	--	155
Rented - Loué .....	1,105	1,055	--	--	--	--	--	--	--
Halifax .....	18,710	8,495	440	155	9,555	--	--	--	--
Owned - Possédé .....	8,785	3,345	240	--	5,140	--	--	--	--
Rented - Loué .....	9,925	5,150	200	110	4,415	--	--	--	--
New Waterford .....	2,090	2,065	--	--	--	--	--	--	--
Owned - Possédé .....	1,625	1,610	--	--	--	--	--	--	--
Rented - Loué .....	465	455	--	--	--	--	--	--	--
Sydney .....	6,325	4,745	1,065	--	475	--	--	--	--
Owned - Possédé .....	4,350	3,145	875	--	315	--	--	--	--
Rented - Loué .....	1,975	1,600	190	--	160	--	--	--	--
Truro .....	2,810	1,295	--	620	820	--	--	--	--
Owned - Possédé .....	1,705	745	--	360	530	--	--	--	--
Rented - Loué .....	1,105	550	--	260	290	--	--	--	--
<b>New Brunswick</b>									
Edmundston .....	2,180	265	--	1,475	420	--	--	--	--
Owned - Possédé .....	1,165	150	--	845	160	--	--	--	--
Rented - Loué .....	1,015	115	--	630	260	--	--	--	--
Fredericton .....	4,255	845	--	2,170	1,165	--	--	--	--
Owned - Possédé .....	1,985	260	--	1,075	645	--	--	--	--
Rented - Loué .....	2,270	585	--	1,095	520	--	--	--	--
Moncton .....	6,595	3,455	950	515	1,410	260	--	--	--
Owned - Possédé .....	2,890	1,430	515	250	685	--	--	--	--
Rented - Loué .....	3,705	2,025	435	265	725	250	--	--	--
Saint John .....	13,180	6,195	--	855	6,045	--	--	--	--
Owned - Possédé .....	2,910	1,095	--	125	1,675	--	--	--	--
Rented - Loué .....	10,270	5,100	--	730	4,370	--	--	--	--
<b>Québec</b>									
Arvida .....	1,910	1,405	--	210	195	--	--	--	--
Owned - Possédé .....	385	285	--	--	--	--	--	--	--
Rented - Loué .....	1,525	1,120	--	155	170	--	--	--	--
Cap-de-la-Madeleine .....	3,795	735	--	1,465	1,535	--	--	--	--
Owned - Possédé .....	1,945	545	--	710	655	--	--	--	--
Rented - Loué .....	1,850	190	--	755	880	--	--	--	--

TABLE 26. Occupied dwellings by tenure showing principal heating fuel, for incorporated cities, towns, and villages of 10,000 population and over, 1951 - Continued

TABLEAU 26. Logements occupés selon le mode d'occupation et principal combustible de chauffage, cités, villes et villages constitués de 10,000 et plus, 1951 - suite

City, town or village, and tenure  Cité, ville ou village et mode d'occupation	Total	Principal heating fuel Principal combustible de chauffage							
		Coal Charbon	Coke	Wood Bois	Oil Huile	Gas Gaz	Elec- tricity Élec- tricité	Sawdust Sciure	Other Autre
		<b>Québec - Con. - suite</b>							
Chicoutimi .....	3,875	480	--	2,460	815	--	105	--	--
Owned - Possédé .....	1,625	265	--	955	375	--	--	--	--
Rented - Loué .....	2,250	215	--	1,505	440	--	--	--	--
Drummondville .....	3,160	480	--	1,000	1,580	--	--	--	--
Owned - Possédé .....	1,020	195	--	330	480	--	--	--	--
Rented - Loué .....	2,140	285	--	670	1,100	--	--	--	--
Granby .....	4,990	560	--	1,295	3,095	--	--	--	--
Owned - Possédé .....	1,960	300	--	600	1,055	--	--	--	--
Rented - Loué .....	3,030	260	--	695	2,040	--	--	--	--
Grand'Mère .....	2,390	600	--	735	930	--	--	--	--
Owned - Possédé .....	955	360	--	260	285	--	--	--	--
Rented - Loué .....	1,435	240	--	475	645	--	--	--	--
Hull .....	9,325	2,860	--	2,865	3,480	--	--	--	--
Owned - Possédé .....	4,175	1,270	--	1,260	1,615	--	--	--	--
Rented - Loué .....	5,150	1,590	--	1,605	1,865	--	--	--	--
Jacques-Cartier .....	4,780	1,500	--	1,400	1,735	--	100	--	--
Owned - Possédé .....	3,285	1,090	--	950	1,130	--	--	--	--
Rented - Loué .....	1,495	410	--	450	605	--	--	--	--
Joliette .....	3,250	105	--	1,435	1,665	--	--	--	--
Owned - Possédé .....	1,030	--	--	425	555	--	--	--	--
Rented - Loué .....	2,220	--	--	1,010	1,110	--	--	--	--
Jonquières .....	3,755	405	--	2,610	705	--	--	--	--
Owned - Possédé .....	1,640	275	--	1,065	280	--	--	--	--
Rented - Loué .....	2,115	130	--	1,545	425	--	--	--	--
Lachine .....	6,385	2,855	115	285	3,075	--	--	--	--
Owned - Possédé .....	2,675	1,025	--	--	1,475	--	--	--	--
Rented - Loué .....	3,710	1,830	--	220	1,600	--	--	--	--
Lasalle .....	2,790	960	--	140	1,390	--	175	--	--
Owned - Possédé .....	1,235	425	--	--	585	--	100	--	--
Rented - Loué .....	1,555	535	--	--	805	--	--	--	--
Lévis .....	2,435	690	--	650	1,040	--	--	--	--
Owned - Possédé .....	1,385	480	--	345	520	--	--	--	--
Rented - Loué .....	1,050	210	--	305	520	--	--	--	--
Longueuil .....	2,485	950	--	--	1,455	--	--	--	--
Owned - Possédé .....	1,225	475	--	--	710	--	--	--	--
Rented - Loué .....	1,260	475	--	--	745	--	--	--	--
Magog .....	2,725	300	--	1,560	795	--	--	--	--
Owned - Possédé .....	1,140	160	--	650	290	--	--	--	--
Rented - Loué .....	1,585	140	--	910	505	--	--	--	--
Montréal .....	247,485	102,280	3,445	13,130	126,150	1,555	705	--	215
Owned - Possédé .....	43,215	14,865	525	1,250	25,985	405	170	--	--
Rented - Loué .....	204,270	87,415	2,920	11,880	100,165	1,150	535	--	200
Montréal N. ....	2,985	1,020	--	360	1,500	--	--	--	--
Owned - Possédé .....	1,675	675	--	215	755	--	--	--	--
Rented - Loué .....	1,310	345	--	145	745	--	--	--	--
Mont-Royal .....	3,110	660	--	--	2,345	--	--	--	--
Owned - Possédé .....	2,210	160	--	--	1,955	--	--	--	--
Rented - Loué .....	900	500	--	--	390	--	--	--	--
Outremont .....	7,420	4,090	--	--	3,225	--	--	--	--
Owned - Possédé .....	2,375	420	--	--	1,905	--	--	--	--
Rented - Loué .....	5,045	3,670	--	--	1,320	--	--	--	--
Québec .....	34,970	11,970	125	4,955	17,670	--	140	--	--
Owned - Possédé .....	8,540	3,295	--	1,100	4,065	--	--	--	--
Rented - Loué .....	26,430	8,675	--	3,855	13,605	--	110	--	--
Rimouski .....	2,100	140	--	1,475	455	--	--	--	--
Owned - Possédé .....	1,125	--	--	845	210	--	--	--	--
Rented - Loué .....	975	--	--	630	245	--	--	--	--
Rouyn .....	3,015	455	--	2,015	420	--	--	--	--
Owned - Possédé .....	1,125	120	--	810	170	--	--	--	--
Rented - Loué .....	1,890	335	--	1,205	250	--	--	--	--

**TABLE 26. Occupied dwellings by tenure showing principal heating fuel, for incorporated cities, towns, and villages of 10,000 population and over, 1951 - Continued**

**TABLEAU 26. Logements occupés selon le mode d'occupation et principal combustible de chauffage, cités, villes et villages constitués de 10,000 et plus, 1951 - suite**

City, town or village, and tenure  Cité, ville ou village et mode d'occupation	Total	Principal heating fuel Principal combustible de chauffage							
		Coal Charbon	Coke	Wood Bois	Oil Huile	Gas Gaz	Electricity Électricité	Sawdust Sciure	Other Autre
<b>Québec - Con.-fin</b>									
St-Hyacinthe .....	4,420	620	--	1,150	2,635	--	--	--	--
Owned - Possédé .....	1,175	215	--	265	695	--	--	--	--
Rented - Loué .....	3,245	405	--	885	1,940	--	--	--	--
St-Jean .....	4,090	705	--	610	2,700	--	--	--	--
Owned - Possédé .....	1,320	215	--	200	895	--	--	--	--
Rented - Loué .....	2,770	490	--	410	1,805	--	--	--	--
St-Jérôme (Terrebonne Co.) .....	3,990	190	--	1,760	2,030	--	--	--	--
Owned - Possédé .....	1,470	105	--	760	600	--	--	--	--
Rented - Loué .....	2,520	--	--	1,000	1,430	--	--	--	--
St-Laurent .....	4,975	2,015	--	250	2,650	--	--	--	--
Owned - Possédé .....	1,910	500	--	--	1,295	--	--	--	--
Rented - Loué .....	3,065	1,515	--	155	1,355	--	--	--	--
St-Michel .....	2,255	575	--	295	1,290	--	--	--	--
Owned - Possédé .....	1,395	445	--	180	740	--	--	--	--
Rented - Loué .....	860	130	--	115	550	--	--	--	--
Shawinigan Falls .....	5,670	945	--	1,900	2,755	--	--	--	--
Owned - Possédé .....	1,310	285	--	520	485	--	--	--	--
Rented - Loué .....	4,360	660	--	1,380	2,270	--	--	--	--
Sherbrooke .....	11,545	3,145	150	2,750	5,255	--	--	--	--
Owned - Possédé .....	3,785	1,300	--	810	1,525	--	--	--	--
Rented - Loué .....	7,760	1,845	--	1,940	3,730	--	--	--	--
Sillery .....	2,155	380	--	170	1,595	--	--	--	--
Owned - Possédé .....	1,440	220	--	--	1,130	--	--	--	--
Rented - Loué .....	715	160	--	--	465	--	--	--	--
Sorel .....	3,065	555	--	1,025	1,465	--	--	--	--
Owned - Possédé .....	1,400	285	--	430	675	--	--	--	--
Rented - Loué .....	1,665	270	--	595	790	--	--	--	--
Thetford Mines .....	3,330	390	--	2,290	615	--	--	--	--
Owned - Possédé .....	1,945	305	--	1,285	335	--	--	--	--
Rented - Loué .....	1,385	--	--	1,005	280	--	--	--	--
Trois-Rivières .....	9,530	2,020	--	3,100	4,315	--	--	--	--
Owned - Possédé .....	2,670	785	--	725	1,115	--	--	--	--
Rented - Loué .....	6,860	1,235	--	2,375	3,200	--	--	--	--
Valleyfield (Salaberry-de-) .....	4,890	1,105	--	1,060	2,570	--	--	--	--
Owned - Possédé .....	2,020	600	--	430	950	--	--	--	--
Rented - Loué .....	2,870	505	--	630	1,620	--	--	--	--
Verdun .....	19,805	7,950	475	745	10,470	130	--	--	--
Owned - Possédé .....	3,130	1,175	160	--	1,705	--	--	--	--
Rented - Loué .....	16,675	6,775	315	695	8,765	105	--	--	--
Victoriaville .....	2,890	140	--	2,105	610	--	--	--	--
Owned - Possédé .....	1,335	--	--	1,050	205	--	--	--	--
Rented - Loué .....	1,555	--	--	1,055	405	--	--	--	--
Westmount .....	6,260	2,675	145	--	3,305	130	--	--	--
Owned - Possédé .....	3,180	550	--	--	2,480	120	--	--	--
Rented - Loué .....	3,080	2,125	115	--	825	--	--	--	--
<b>Ontario</b>									
Barrie .....	3,525	2,360	--	--	1,070	--	--	--	--
Owned - Possédé .....	2,225	1,430	--	--	735	--	--	--	--
Rented - Loué .....	1,300	930	--	--	335	--	--	--	--
Belleville .....	5,465	3,390	--	--	1,975	--	--	--	--
Owned - Possédé .....	2,945	1,745	--	--	1,170	--	--	--	--
Rented - Loué .....	2,520	1,645	--	--	805	--	--	--	--
Brantford .....	10,375	7,445	--	--	2,365	435	--	--	--
Owned - Possédé .....	6,410	4,530	--	--	1,635	165	--	--	--
Rented - Loué .....	3,965	2,915	--	--	730	270	--	--	--
Brockville .....	3,385	2,965	--	--	370	--	--	--	--
Owned - Possédé .....	1,635	1,405	--	--	215	--	--	--	--
Rented - Loué .....	1,750	1,560	--	--	155	--	--	--	--

TABLE 26. Occupied dwellings by tenure showing principal heating fuel, for incorporated cities, towns, and villages of 10,000 population and over, 1951 - Continued

TABLEAU 26. Logements occupés selon le mode d'occupation et principal combustible de chauffage, cités, villes et villages constitués de 10,000 et plus, 1951 - suite

City, town or village, and tenure  Cité, ville ou village et mode d'occupation	Total	Principal heating fuel Principal combustible de chauffage							
		Coal Charbon	Coke	Wood Bois	Oil Huile	Gas Gaz	Electricity Électricité	Sawdust Sciure	Other Autre
		<b>Ontario - Con. - suite</b>							
Chatham	6,105	2,385	--	--	470	3,140	--	--	--
Owned - Possédé	3,440	1,430	--	--	295	1,660	--	--	--
Rented - Loué	2,665	955	--	--	175	1,480	--	--	--
Cornwall	4,100	2,325	--	165	1,570	--	--	--	--
Owned - Possédé	1,730	1,010	--	--	635	--	--	--	--
Rented - Loué	2,370	1,315	--	--	935	--	--	--	--
Eastview	3,190	1,490	--	295	1,345	--	--	--	--
Owned - Possédé	1,450	825	--	115	465	--	--	--	--
Rented - Loué	1,740	665	--	180	880	--	--	--	--
Forest Hill	4,250	1,120	--	--	3,055	--	--	--	--
Owned - Possédé	2,885	265	--	--	2,550	--	--	--	--
Rented - Loué	1,365	855	--	--	505	--	--	--	--
Port William	9,300	6,870	--	110	2,200	--	--	--	--
Owned - Possédé	6,675	4,880	--	--	1,635	--	--	--	--
Rented - Loué	2,625	1,990	--	--	565	--	--	--	--
Galt	5,470	4,210	--	--	1,060	180	--	--	--
Owned - Possédé	3,520	2,720	--	--	725	--	--	--	--
Rented - Loué	1,950	1,490	--	--	335	115	--	--	--
Guelph	7,105	5,470	370	--	1,215	--	--	--	--
Owned - Possédé	4,320	3,185	235	--	875	--	--	--	--
Rented - Loué	2,785	2,285	135	--	340	--	--	--	--
Hamilton	55,340	40,335	1,570	--	12,700	640	--	--	--
Owned - Possédé	36,090	24,910	985	--	9,735	415	--	--	--
Rented - Loué	19,250	15,425	585	--	2,965	225	--	--	--
Kingston	8,710	5,715	--	--	2,855	--	--	--	--
Owned - Possédé	4,115	2,405	--	--	1,665	--	--	--	--
Rented - Loué	4,595	3,310	--	--	1,190	--	--	--	--
Kitchener	11,570	8,970	--	--	2,485	--	--	--	--
Owned - Possédé	7,500	5,410	--	--	2,000	--	--	--	--
Rented - Loué	4,070	3,560	--	--	485	--	--	--	--
Leaside	4,645	1,545	--	--	3,005	--	--	--	--
Owned - Possédé	3,780	1,060	--	--	2,630	--	--	--	--
Rented - Loué	865	485	--	--	375	--	--	--	--
London	26,385	14,570	--	--	6,470	5,155	--	--	--
Owned - Possédé	15,895	8,480	--	--	4,330	2,995	--	--	--
Rented - Loué	10,490	6,090	--	--	2,140	2,160	--	--	--
Mimico	3,015	1,905	--	--	1,075	--	--	--	--
Owned - Possédé	2,130	1,330	--	--	765	--	--	--	--
Rented - Loué	885	575	--	--	310	--	--	--	--
New Toronto	2,360	1,595	--	--	735	--	--	--	--
Owned - Possédé	1,790	1,130	--	--	635	--	--	--	--
Rented - Loué	570	465	--	--	100	--	--	--	--
Niagara Falls	6,105	4,175	--	--	1,690	200	--	--	--
Owned - Possédé	3,920	2,645	--	--	1,165	--	--	--	--
Rented - Loué	2,185	1,530	--	--	525	110	--	--	--
North Bay	4,400	2,575	--	380	1,365	--	--	--	--
Owned - Possédé	3,005	1,745	--	270	930	--	--	--	--
Rented - Loué	1,395	830	--	110	435	--	--	--	--
Orillia	3,430	2,160	--	360	890	--	--	--	--
Owned - Possédé	2,435	1,500	--	245	675	--	--	--	--
Rented - Loué	995	660	--	115	215	--	--	--	--
Oshawa	11,225	7,710	--	--	3,370	--	--	--	--
Owned - Possédé	8,245	5,430	--	--	2,720	--	--	--	--
Rented - Loué	2,980	2,280	--	--	650	--	--	--	--
Ottawa	48,965	28,755	1,170	865	18,025	--	--	--	--
Owned - Possédé	21,260	9,680	410	235	10,855	--	--	--	--
Rented - Loué	27,705	19,075	760	630	7,170	--	--	--	--
Owen Sound	4,465	2,955	270	240	1,000	--	--	--	--
Owned - Possédé	3,080	1,935	195	195	755	--	--	--	--
Rented - Loué	1,385	1,020	--	--	245	--	--	--	--

TABLE 26. Occupied dwellings by tenure showing principal heating fuel, for incorporated cities, towns, and villages of 10,000 population and over, 1951 - Continued

TABLEAU 26. Logements occupés selon le mode d'occupation et principal combustible de chauffage, cités, villes et villages constitués de 10,000 et plus, 1951 - suite

City, town or village, and tenure  Cité, ville ou village et mode d'occupation	Total	Principal heating fuel Principal combustible de chauffage							
		Coal Charbon	Coke	Wood Bois	Oil Huile	Gas Gaz	Electricity Elec- tricité	Sawdust Sciure	Other Autre
<b>Ontario - Con.-fin</b>									
Pembroke .....	3,045	955	--	1,745	335	--	--	--	--
Owned - Possédé .....	2,220	595	--	1,390	230	--	--	--	--
Rented - Loué .....	825	360	--	355	105	--	--	--	--
Peterborough .....	10,020	6,810	--	150	3,040	--	--	--	--
Owned - Possédé .....	6,370	4,105	--	--	2,185	--	--	--	--
Rented - Loué .....	3,650	2,705	--	--	855	--	--	--	--
Port Arthur .....	8,425	6,070	--	190	2,050	--	--	--	--
Owned - Possédé .....	6,275	4,440	--	155	1,575	--	--	--	--
Rented - Loué .....	2,150	1,630	--	--	475	--	--	--	--
St. Catharines .....	10,380	6,840	--	--	3,195	275	--	--	--
Owned - Possédé .....	6,595	4,230	--	--	2,205	140	--	--	--
Rented - Loué .....	3,785	2,610	--	--	990	135	--	--	--
St. Thomas .....	5,540	3,960	--	--	995	550	--	--	--
Owned - Possédé .....	3,450	2,525	--	--	715	195	--	--	--
Rented - Loué .....	2,090	1,435	--	--	280	355	--	--	--
Sarnia .....	9,380	4,165	1,600	115	1,730	1,740	--	--	--
Owned - Possédé .....	6,620	2,940	1,330	--	1,240	1,045	--	--	--
Rented - Loué .....	2,760	1,225	270	--	490	695	--	--	--
Sault Ste. Marie .....	7,855	2,685	3,165	110	1,550	320	--	--	--
Owned - Possédé .....	5,330	1,740	2,215	--	1,080	215	--	--	--
Rented - Loué .....	2,525	945	950	--	470	105	--	--	--
Stratford .....	5,445	4,325	--	--	1,080	--	--	--	--
Owned - Possédé .....	3,650	2,820	--	--	800	--	--	--	--
Rented - Loué .....	1,795	1,505	--	--	280	--	--	--	--
Sudbury .....	9,450	6,850	--	480	2,080	--	--	--	--
Owned - Possédé .....	4,435	3,140	--	120	1,165	--	--	--	--
Rented - Loué .....	5,015	3,710	--	360	915	--	--	--	--
Timmins .....	6,920	4,365	--	1,610	875	--	--	--	--
Owned - Possédé .....	3,380	2,120	--	770	455	--	--	--	--
Rented - Loué .....	3,540	2,245	--	840	420	--	--	--	--
Toronto .....	157,175	101,120	450	205	52,865	2,350	--	--	145
Owned - Possédé .....	97,795	55,160	205	115	40,155	2,105	--	--	110
Rented - Loué .....	59,380	45,960	245	--	12,710	245	--	--	--
Trenton .....	2,770	1,790	--	160	815	--	--	--	--
Owned - Possédé .....	1,490	1,020	--	--	400	--	--	--	--
Rented - Loué .....	1,280	770	--	--	415	--	--	--	--
Waterloo .....	3,045	2,390	--	--	615	--	--	--	--
Owned - Possédé .....	2,170	1,650	--	--	505	--	--	--	--
Rented - Loué .....	875	740	--	--	110	--	--	--	--
Welland .....	3,935	2,500	--	--	1,090	320	--	--	--
Owned - Possédé .....	2,585	1,625	--	--	760	190	--	--	--
Rented - Loué .....	1,350	875	--	--	330	130	--	--	--
Windsor .....	31,815	20,815	540	--	4,585	5,820	--	--	--
Owned - Possédé .....	17,300	11,180	325	--	3,155	2,610	--	--	--
Rented - Loué .....	14,515	9,635	215	--	1,430	3,210	--	--	--
Woodstock .....	4,635	3,185	--	--	1,100	305	--	--	--
Owned - Possédé .....	2,740	1,970	--	--	680	--	--	--	--
Rented - Loué .....	1,895	1,215	--	--	420	230	--	--	--
<b>Manitoba</b>									
Brandon .....	5,360	4,510	--	170	595	--	--	--	--
Owned - Possédé .....	3,430	2,890	--	140	380	--	--	--	--
Rented - Loué .....	1,930	1,620	--	--	215	--	--	--	--
St. Boniface .....	6,625	5,235	230	140	1,010	--	--	--	--
Owned - Possédé .....	4,070	3,080	170	--	735	--	--	--	--
Rented - Loué .....	2,555	2,155	--	--	275	--	--	--	--
Winnipeg .....	64,630	51,945	3,410	705	5,960	145	--	--	2,425
Owned - Possédé .....	34,280	25,155	2,465	175	4,395	120	--	--	1,950
Rented - Loué .....	30,350	26,790	945	530	1,565	--	--	--	475



TABLE 26. Occupied dwellings by tenure showing principal heating fuel, for incorporated cities, towns, and villages of 10,000 population and over, 1951 - Concluded

TABLEAU 26. Logements occupés selon le mode d'occupation et principal combustible de chauffage, cités, villes et villages constitués de 10,000 et plus, 1951 - fin

City, town or village, and tenure Cité, ville ou village et mode d'occupation	Total	Principal heating fuel Principal combustible de chauffage							
		Coal Charbon	Coke	Wood Bois	Oil Huile	Gas Gaz	Electricity Électricité	Sawdust Sciure	Other Autre
<b>Saskatchewan</b>									
Moose Jaw .....	7,320	4,955	--	--	2,330	--	--	--	--
Owned - Possédé .....	4,170	2,670	--	--	1,490	--	--	--	--
Rented - Loué .....	3,150	2,285	--	--	840	--	--	--	--
Prince Albert .....	4,355	2,730	--	1,055	550	--	--	--	--
Owned - Possédé .....	2,725	1,685	--	625	410	--	--	--	--
Rented - Loué .....	1,630	1,045	--	430	140	--	--	--	--
Regina .....	19,160	11,530	--	--	7,540	--	--	--	--
Owned - Possédé .....	11,060	6,305	--	--	4,700	--	--	--	--
Rented - Loué .....	8,100	5,225	--	--	2,840	--	--	--	--
Saskatoon .....	14,980	10,450	--	--	4,470	--	--	--	--
Owned - Possédé .....	9,585	6,395	--	--	3,155	--	--	--	--
Rented - Loué .....	5,395	4,055	--	--	1,315	--	--	--	--
<b>Alberta</b>									
Calgary .....	37,710	460	--	--	120	37,055	--	--	--
Owned - Possédé .....	22,240	290	--	--	--	21,845	--	--	--
Rented - Loué .....	15,470	170	--	--	--	15,210	--	--	--
Edmonton .....	42,925	2,410	--	135	255	40,080	--	--	--
Owned - Possédé .....	26,325	1,610	--	--	175	24,435	--	--	--
Rented - Loué .....	16,600	800	--	--	--	15,645	--	--	--
Lethbridge .....	6,580	640	--	--	--	5,860	--	--	--
Owned - Possédé .....	3,955	405	--	--	--	3,495	--	--	--
Rented - Loué .....	2,625	235	--	--	--	2,365	--	--	--
Medicine Hat .....	4,925	--	--	--	--	4,885	--	--	--
Owned - Possédé .....	2,910	--	--	--	--	2,885	--	--	--
Rented - Loué .....	2,015	--	--	--	--	2,000	--	--	--
<b>British Columbia</b>									
New Westminster .....	7,985	2,400	--	2,515	1,480	--	--	1,480	--
Owned - Possédé .....	5,345	1,660	--	1,710	775	--	--	1,130	--
Rented - Loué .....	2,640	740	--	805	705	--	--	350	--
North Vancouver .....	4,535	2,070	--	890	905	--	--	595	--
Owned - Possédé .....	3,355	1,510	--	600	715	--	--	480	--
Rented - Loué .....	1,180	560	--	290	190	--	--	115	--
Penticton .....	3,110	1,570	--	515	855	--	--	105	--
Owned - Possédé .....	2,290	1,175	--	345	650	--	--	--	--
Rented - Loué .....	820	395	--	170	205	--	--	--	--
Trail .....	3,150	2,540	--	275	285	--	--	--	--
Owned - Possédé .....	1,715	1,400	--	170	120	--	--	--	--
Rented - Loué .....	1,435	1,140	--	105	165	--	--	--	--
Vancouver .....	101,330	41,425	300	12,235	29,525	1,210	270	16,020	345
Owned - Possédé .....	63,885	25,990	215	7,750	17,030	695	175	11,790	240
Rented - Loué .....	37,445	15,435	--	4,485	12,495	515	--	4,230	105
Victoria .....	15,790	6,585	--	4,515	3,695	135	--	800	--
Owned - Possédé .....	9,195	3,975	--	2,795	1,790	--	--	570	--
Rented - Loué .....	6,595	2,610	--	1,720	1,905	--	--	230	--

TABLE 27 Occupied dwellings by tenure showing principal heating fuel, for census metropolitan areas, 1951  
 TABLEAU 27. Logements occupés selon le mode d'occupation et principal combustible de chauffage, zones métropolitaines de recensement, 1951

Census metropolitan area and tenure  Zone métropolitaine de recensement et mode d'occupation	Total	Principal heating fuel Principal combustible de chauffage							
		Coal Charbon	Coke	Wood Bois	Oil Huile	Gas Gaz	Elec- tricity Élec- tricité	Sawdust Sciure	Other Autre
Calgary .....	40,235	1,125	--	225	230	38,635	--	--	--
Owned - Possédé .....	24,135	790	--	155	150	23,035	--	--	--
Rented - Loué .....	16,100	335	--	--	--	15,600	--	--	--
Edmonton .....	46,395	3,280	--	290	355	42,410	--	--	--
Owned - Possédé .....	28,880	2,195	--	160	265	26,220	--	--	--
Rented - Loué .....	17,515	1,085	--	130	--	16,190	--	--	--
Halifax .....	29,640	13,235	815	980	14,305	--	--	--	225
Owned - Possédé .....	16,230	6,685	550	690	8,125	--	--	--	165
Rented - Loué .....	13,410	6,550	265	290	6,180	--	--	--	--
Hamilton .....	68,640	48,595	1,740	255	17,080	900	--	--	--
Owned - Possédé .....	46,655	31,375	1,105	120	13,425	605	--	--	--
Rented - Loué .....	21,985	17,220	635	135	3,655	295	--	--	--
London .....	32,835	18,345	100	160	8,360	5,830	--	--	--
Owned - Possédé .....	21,170	11,500	--	100	5,975	3,515	--	--	--
Rented - Loué .....	11,665	6,845	--	--	2,385	2,315	--	--	--
Montréal .....	334,705	135,820	4,815	19,295	171,005	2,145	1,345	--	270
Owned - Possédé .....	81,570	26,460	1,180	4,415	48,210	790	495	--	--
Rented - Loué .....	253,135	109,360	3,635	14,880	122,795	1,355	850	--	250
Ottawa .....	66,265	34,540	1,290	5,905	24,270	--	105	--	--
Owned - Possédé .....	29,895	12,730	485	2,705	13,855	--	--	--	--
Rented - Loué .....	36,370	21,810	805	3,200	10,415	--	--	--	--
Québec .....	54,930	16,075	185	12,125	26,120	110	250	--	--
Owned - Possédé .....	19,910	6,130	--	5,160	8,390	--	100	--	--
Rented - Loué .....	35,020	9,945	110	6,965	17,730	--	150	--	--
Saint John .....	19,735	8,655	--	2,290	8,610	--	--	--	--
Owned - Possédé .....	7,480	2,700	--	1,185	3,500	--	--	--	--
Rented - Loué .....	12,255	5,955	--	1,105	5,110	--	--	--	--
St. John's (Nfld.) .....	12,995	7,895	--	415	4,630	--	--	--	--
Owned - Possédé .....	8,565	4,670	--	340	3,515	--	--	--	--
Rented - Loué .....	4,430	3,225	--	--	1,115	--	--	--	--
Toronto .....	273,200	164,365	680	440	103,690	3,775	--	--	175
Owned - Possédé .....	193,405	104,460	410	290	84,685	3,455	--	--	--
Rented - Loué .....	79,795	59,905	270	150	19,005	320	--	--	115
Vancouver .....	153,975	56,495	430	28,690	42,340	1,745	755	23,015	505
Owned - Possédé .....	105,445	38,015	345	20,480	26,955	1,145	545	17,615	345
Rented - Loué .....	48,530	18,480	--	8,210	15,385	600	210	5,400	160
Victoria .....	31,620	12,260	--	9,125	8,335	205	145	1,490	--
Owned - Possédé .....	22,010	8,645	--	6,580	5,460	--	--	1,115	--
Rented - Loué .....	9,610	3,615	--	2,545	2,875	120	--	375	--
Windsor .....	41,595	25,930	585	--	6,940	8,020	--	--	--
Owned - Possédé .....	25,605	15,560	370	--	5,255	4,350	--	--	--
Rented - Loué .....	15,990	10,370	215	--	1,685	3,670	--	--	--
Winnipeg .....	95,955	74,515	5,905	1,305	11,470	145	--	--	2,530
Owned - Possédé .....	58,770	42,460	4,545	590	9,020	120	--	--	1,990
Rented - Loué .....	37,185	32,055	1,360	715	2,450	--	--	--	540

TABLE 28. Occupied dwellings by tenure showing supplementary heating equipment and fuel, for provinces, rural farm, rural non-farm, and urban size groups, 1951

TABLEAU 28. Logements occupés selon le mode d'occupation, et appareil et combustible supplémentaires de chauffage, provinces, régions rurales agricoles, rurales non agricoles, et urbaines par groupe d'importance, 1951

Locality and tenure Localité et mode d'occupation	Total	Dwellings with supplementary heating Logements avec chauffage supplémentaire	Supplementary heating equipment Appareil supplémentaire de chauffage			Supplementary heating fuel Combustible supplémentaire de chauffage				
			Stove Poêle	Portable heater Chauffe-rette portative	Other Autre	Coal or coke Charbon ou coke	Wood Bois	Oil or gas Huile ou gaz	Electricity Électricité	Other Autre
<b>CANADA</b> .....	<b>3,409,295</b>	<b>538,290</b>	<b>374,140</b>	<b>98,835</b>	<b>65,315</b>	<b>164,535</b>	<b>206,015</b>	<b>113,830</b>	<b>51,335</b>	<b>2,575</b>
Owned - Possédé .....	2,236,953	390,510	276,560	68,810	45,140	115,770	171,785	70,720	30,370	1,865
Rented - Loué .....	1,172,340	147,780	97,580	30,025	20,175	48,765	34,230	43,110	20,965	710
<b>Rural - Rurale</b> .....	<b>1,254,260</b>	<b>290,800</b>	<b>217,205</b>	<b>51,855</b>	<b>21,740</b>	<b>79,760</b>	<b>156,910</b>	<b>37,460</b>	<b>15,700</b>	<b>970</b>
Owned - Possédé .....	1,028,780	247,255	185,595	43,030	18,630	64,875	139,210	30,035	12,335	800
Rented - Loué .....	225,480	43,545	31,610	8,825	3,110	14,885	17,700	7,425	3,365	170
<b>Farm - Agricole</b> .....	<b>629,785</b>	<b>170,620</b>	<b>129,480</b>	<b>29,495</b>	<b>11,645</b>	<b>46,140</b>	<b>101,915</b>	<b>16,200</b>	<b>5,915</b>	<b>450</b>
Owned - Possédé .....	570,260	155,760	118,155	26,800	10,805	40,380	95,185	14,245	5,540	410
Rented - Loué .....	59,525	14,860	11,325	2,695	840	5,760	6,730	1,955	375	--
<b>Non-farm - Non agricole</b> .....	<b>624,475</b>	<b>120,180</b>	<b>87,725</b>	<b>22,360</b>	<b>10,095</b>	<b>33,620</b>	<b>54,995</b>	<b>21,260</b>	<b>9,785</b>	<b>520</b>
Owned - Possédé .....	458,520	91,495	67,440	16,230	7,825	24,495	44,025	15,790	6,795	390
Rented - Loué .....	165,955	28,685	20,285	6,130	2,270	9,125	10,970	5,470	2,990	130
<b>Urban - Urbaine</b> .....	<b>2,155,035</b>	<b>247,490</b>	<b>156,935</b>	<b>46,980</b>	<b>43,575</b>	<b>84,775</b>	<b>49,105</b>	<b>76,370</b>	<b>35,635</b>	<b>1,605</b>
Owned - Possédé .....	1,208,175	143,255	90,965	25,780	26,510	50,895	32,575	40,685	18,035	1,065
Rented - Loué .....	946,860	104,235	65,970	21,200	17,065	33,880	16,530	35,685	17,600	540
<b>100,000 and over - 100,000 et plus</b> .....	<b>848,640</b>	<b>75,640</b>	<b>40,045</b>	<b>14,995</b>	<b>20,600</b>	<b>23,240</b>	<b>8,910</b>	<b>30,595</b>	<b>12,270</b>	<b>625</b>
Owned - Possédé .....	390,930	32,030	15,460	5,835	10,735	9,815	4,155	13,015	4,640	405
Rented - Loué .....	457,710	43,610	24,585	9,160	9,865	13,425	4,755	17,580	7,630	220
<b>30,000-99,999</b> .....	<b>375,015</b>	<b>34,770</b>	<b>22,255</b>	<b>7,445</b>	<b>5,070</b>	<b>14,985</b>	<b>4,930</b>	<b>9,305</b>	<b>5,400</b>	<b>150</b>
Owned - Possédé .....	227,045	18,905	11,555	4,135	3,215	8,480	3,020	4,340	2,985	--
Rented - Loué .....	147,970	15,865	10,700	3,310	1,855	6,505	1,910	4,965	2,415	--
<b>10,000-29,999</b> .....	<b>369,795</b>	<b>45,205</b>	<b>28,325</b>	<b>8,815</b>	<b>8,065</b>	<b>14,415</b>	<b>10,795</b>	<b>13,255</b>	<b>6,465</b>	<b>275</b>
Owned - Possédé .....	220,445	27,920	17,150	5,340	5,430	9,265	7,460	7,400	3,620	175
Rented - Loué .....	149,350	17,285	11,175	3,475	2,635	5,150	3,335	5,855	2,845	100
<b>Under 10,000 - Moins de 10,000</b> .....	<b>561,585</b>	<b>91,875</b>	<b>66,310</b>	<b>15,725</b>	<b>9,840</b>	<b>32,135</b>	<b>24,470</b>	<b>23,215</b>	<b>11,500</b>	<b>555</b>
Owned - Possédé .....	369,755	64,400	46,800	10,470	7,130	23,335	17,940	15,930	6,790	405
Rented - Loué .....	191,830	27,475	19,510	5,255	2,710	8,800	6,530	7,285	4,710	150
<b>Newfoundland</b> .....	<b>70,980</b>	<b>18,630</b>	<b>14,640</b>	<b>2,305</b>	<b>1,685</b>	<b>7,990</b>	<b>5,500</b>	<b>3,525</b>	<b>1,605</b>	<b>--</b>
Owned - Possédé .....	61,540	16,315	13,220	1,895	1,200	6,670	5,380	2,980	1,280	--
Rented - Loué .....	9,440	2,315	1,420	410	485	1,320	120	545	325	--
<b>Rural - Rurale</b> .....	<b>41,245</b>	<b>10,095</b>	<b>8,805</b>	<b>1,030</b>	<b>260</b>	<b>2,785</b>	<b>5,165</b>	<b>1,615</b>	<b>520</b>	<b>--</b>
Owned - Possédé .....	39,435	9,645	8,530	890	225	2,660	5,085	1,465	430	--
Rented - Loué .....	1,810	450	275	140	--	125	--	150	--	--
<b>Farm - Agricole</b> .....	<b>2,890</b>	<b>1,070</b>	<b>980</b>	<b>--</b>	<b>--</b>	<b>270</b>	<b>640</b>	<b>125</b>	<b>--</b>	<b>--</b>
Owned - Possédé .....	2,825	1,045	955	--	--	255	635	120	--	--
Rented - Loué .....	--	--	--	--	--	--	--	--	--	--
<b>Non-farm - Non agricole</b> .....	<b>38,355</b>	<b>9,025</b>	<b>7,825</b>	<b>970</b>	<b>230</b>	<b>2,515</b>	<b>4,525</b>	<b>1,490</b>	<b>490</b>	<b>--</b>
Owned - Possédé .....	36,610	8,600	7,575	830	195	2,405	4,450	1,345	400	--
Rented - Loué .....	1,745	425	250	140	--	110	--	145	--	--
<b>Urban - Urbaine</b> .....	<b>29,735</b>	<b>8,535</b>	<b>5,835</b>	<b>1,275</b>	<b>1,425</b>	<b>5,205</b>	<b>335</b>	<b>1,910</b>	<b>1,085</b>	<b>--</b>
Owned - Possédé .....	22,105	6,670	4,690	1,005	975	4,010	295	1,515	850	--
Rented - Loué .....	7,630	1,865	1,145	270	450	1,195	--	395	235	--
<b>30,000-99,999</b> .....	<b>10,570</b>	<b>3,170</b>	<b>1,200</b>	<b>690</b>	<b>1,280</b>	<b>1,920</b>	<b>--</b>	<b>565</b>	<b>670</b>	<b>--</b>
Owned - Possédé .....	6,520	2,205	820	525	860	1,285	--	395	510	--
Rented - Loué .....	4,050	965	380	165	420	635	--	170	160	--
<b>Under 10,000 - Moins de 10,000</b> .....	<b>19,165</b>	<b>5,365</b>	<b>4,635</b>	<b>585</b>	<b>145</b>	<b>3,285</b>	<b>320</b>	<b>1,345</b>	<b>415</b>	<b>--</b>
Owned - Possédé .....	15,585	4,465	3,870	480	115	2,725	280	1,120	340	--
Rented - Loué .....	3,580	900	765	105	--	560	--	225	--	--
<b>Prince Edward Island</b> .....	<b>22,455</b>	<b>6,405</b>	<b>5,365</b>	<b>605</b>	<b>435</b>	<b>2,215</b>	<b>3,565</b>	<b>540</b>	<b>--</b>	<b>--</b>
Owned - Possédé .....	18,305	5,795	4,875	550	370	1,865	3,415	460	--	--
Rented - Loué .....	4,150	610	490	--	--	350	150	--	--	--
<b>Rural - Rurale</b> .....	<b>16,880</b>	<b>5,735</b>	<b>4,865</b>	<b>545</b>	<b>325</b>	<b>1,765</b>	<b>3,485</b>	<b>435</b>	<b>--</b>	<b>--</b>
Owned - Possédé .....	15,325	5,470	4,645	525	300	1,670	3,355	400	--	--
Rented - Loué .....	1,555	265	220	--	--	--	130	--	--	--

TABLE 28. Occupied dwellings by tenure showing supplementary heating equipment and fuel, for provinces, rural farm, rural non-farm, and urban size groups, 1951 - Continued

TABLEAU 28. Logements occupés selon le mode d'occupation, et appareil et combustible supplémentaires de chauffage, provinces, régions rurales agricoles, rurales non agricoles, et urbaines par groupe d'importance, 1951 - suite

Locality and tenure Localité et mode d'occupation	Total	Dwellings with supplementary heating Logements avec chauffage supplémentaire	Supplementary heating equipment Appareil supplémentaire de chauffage			Supplementary heating fuel Combustible supplémentaire de chauffage				
			Stove Poêle	Portable heater Chauffe-rette portative	Other Autre	Coal or coke Charbon ou coke	Wood Bois	Oil or gas Huile ou gaz	Electricity Électricité	Other Autre
<b>Prince Edward Island - Con.-fin</b>										
Rural - Con. - Rurale - fin										
Farm - Agricole .....	10,650	4,275	3,680	350	245	1,090	2,915	245	--	--
Owned - Possédé .....	10,280	4,175	3,590	350	235	1,070	2,840	240	--	--
Rented - Loué .....	370	100	--	--	--	--	--	--	--	--
Non-farm - Non agricole .....	6,230	1,460	1,185	195	--	675	570	190	--	--
Owned - Possédé .....	5,045	1,295	1,055	175	--	600	515	160	--	--
Rented - Loué .....	1,185	165	130	--	--	--	--	--	--	--
Urban - Urbaine .....	5,575	670	500	--	110	450	--	105	--	--
Owned - Possédé .....	2,980	325	230	--	--	195	--	--	--	--
Rented - Loué .....	2,595	345	270	--	--	255	--	--	--	--
10,000-29,999 .....	3,515	410	255	--	105	245	--	--	--	--
Owned - Possédé .....	1,595	120	--	--	--	--	--	--	--	--
Rented - Loué .....	1,920	290	215	--	--	210	--	--	--	--
Under 10,000 - Moins de 10,000 .....	2,060	260	245	--	--	205	--	--	--	--
Owned - Possédé .....	1,385	205	190	--	--	160	--	--	--	--
Rented - Loué .....	675	--	--	--	--	--	--	--	--	--
<b>Nova Scotia</b> .....	<b>149,555</b>	<b>29,255</b>	<b>23,815</b>	<b>3,915</b>	<b>1,525</b>	<b>11,355</b>	<b>13,145</b>	<b>3,515</b>	<b>1,200</b>	<b>--</b>
Owned - Possédé .....	113,945	24,125	19,640	3,255	1,230	8,795	11,870	2,495	935	--
Rented - Loué .....	35,610	5,130	4,175	660	295	2,560	1,275	1,020	265	--
Rural - Rurale .....	71,125	17,960	14,800	2,480	680	4,065	11,670	1,470	730	--
Owned - Possédé .....	62,865	16,310	13,400	2,310	600	3,595	10,775	1,275	645	--
Rented - Loué .....	8,260	1,650	1,400	170	--	470	895	195	--	--
Farm - Agricole .....	25,750	7,955	6,535	1,120	300	1,190	6,270	250	235	--
Owned - Possédé .....	24,345	7,525	6,145	1,095	285	1,135	5,930	225	230	--
Rented - Loué .....	1,405	430	390	--	--	--	340	--	--	--
Non-farm - Non agricole .....	45,375	10,005	8,265	1,360	380	2,875	5,400	1,220	495	--
Owned - Possédé .....	38,520	8,785	7,255	1,215	315	2,460	4,845	1,050	415	--
Rented - Loué .....	6,855	1,220	1,010	145	--	415	555	170	--	--
Urban - Urbaine .....	78,430	11,295	9,015	1,435	845	7,290	1,475	2,045	470	--
Owned - Possédé .....	51,080	7,815	6,240	945	630	5,200	1,065	1,220	290	--
Rented - Loué .....	27,350	3,480	2,775	490	215	2,090	380	825	180	--
30,000-99,999 .....	25,035	2,205	1,785	295	125	1,070	--	900	135	--
Owned - Possédé .....	13,135	1,055	880	110	--	460	--	460	--	--
Rented - Loué .....	11,900	1,150	905	185	--	610	--	440	--	--
10,000-29,999 .....	13,675	2,280	1,780	385	115	1,985	--	170	--	--
Owned - Possédé .....	9,570	1,825	1,410	315	100	1,645	--	100	--	--
Rented - Loué .....	4,105	455	370	--	--	340	--	--	--	--
Under 10,000 - Moins de 10,000 .....	39,720	6,810	5,450	755	605	4,235	1,295	975	295	--
Owned - Possédé .....	28,375	4,935	3,950	520	465	3,095	990	660	180	--
Rented - Loué .....	11,345	1,875	1,500	235	140	1,140	305	315	115	--
<b>New Brunswick</b> .....	<b>114,010</b>	<b>22,665</b>	<b>18,390</b>	<b>2,930</b>	<b>1,345</b>	<b>2,985</b>	<b>15,705</b>	<b>3,305</b>	<b>660</b>	<b>--</b>
Owned - Possédé .....	81,210	17,775	14,240	2,425	1,110	1,700	13,730	1,920	420	--
Rented - Loué .....	32,800	4,890	4,150	505	235	1,285	1,975	1,385	240	--
Rural - Rurale .....	62,225	15,095	12,050	2,260	785	1,090	12,980	765	255	--
Owned - Possédé .....	54,710	13,750	10,960	2,065	725	940	11,935	660	210	--
Rented - Loué .....	7,515	1,345	1,090	195	--	150	1,045	105	--	--
Farm - Agricole .....	27,865	8,305	6,655	1,230	420	310	7,660	265	--	--
Owned - Possédé .....	26,860	8,025	6,415	1,210	400	300	7,415	240	--	--
Rented - Loué .....	1,005	280	240	--	--	--	245	--	--	--
Non-farm - Non agricole .....	34,360	6,790	5,395	1,030	365	780	5,320	500	185	--
Owned - Possédé .....	27,850	5,725	4,545	855	325	640	4,520	420	140	--
Rented - Loué .....	6,510	1,065	850	175	--	140	800	--	--	--
Urban - Urbaine .....	51,785	7,570	6,340	670	560	1,895	2,725	2,540	405	--
Owned - Possédé .....	26,500	4,025	3,280	360	385	760	1,795	1,260	210	--
Rented - Loué .....	25,285	3,545	3,060	310	175	1,135	930	1,280	195	--

TABLE 28. Occupied dwellings by tenure showing supplementary heating equipment and fuel, for provinces, rural farm, rural non-farm, and urban size groups, 1951 - Continued

TABLEAU 28. Logements occupés selon le mode d'occupation, et appareil et combustible supplémentaires de chauffage, provinces, régions rurales agricoles, rurales non agricoles, et urbaines par groupe d'importance, 1951 - suite

Locality and tenure Localité et mode d'occupation	Total	Dwellings with supplementary heating Logements avec chauffage supplémentaire	Supplementary heating equipment Appareil supplémentaire de chauffage			Supplementary heating fuel Combustible supplémentaire de chauffage				
			Stove Poêle	Portable heater Chauffe- rette portative	Other Autre	Coal or coke Charbon ou coke	Wood Bois	Oil or gas Huile ou gaz	Electricity Électricité	Other Autre
<b>New Brunswick - Con.-fin</b>										
Urban - Con. - Urbaine - fin										
30,000-99,999	13,180	1,625	1,405	135	--	705	225	610	--	--
Owned - Possédé	2,910	240	185	--	--	--	--	115	--	--
Rented - Loué	10,270	1,385	1,220	--	--	630	210	495	--	--
10,000-29,999	18,095	2,390	1,955	220	215	470	860	855	200	--
Owned - Possédé	9,430	1,300	1,015	125	160	215	565	415	105	--
Rented - Loué	8,665	1,090	940	--	--	255	295	440	--	--
Under 10,000 - Moins de 10,000	20,510	3,555	2,980	315	260	720	1,640	1,075	120	--
Owned - Possédé	14,160	2,485	2,080	185	220	470	1,215	730	--	--
Rented - Loué	6,350	1,070	900	130	--	250	425	345	--	--
<b>Québec</b>	<b>858,783</b>	<b>119,790</b>	<b>81,195</b>	<b>18,830</b>	<b>19,765</b>	<b>20,155</b>	<b>48,230</b>	<b>31,695</b>	<b>19,190</b>	<b>520</b>
Owned - Possédé	416,960	70,175	49,765	8,495	11,915	8,900	38,765	13,605	8,605	300
Rented - Loué	441,823	49,615	31,430	10,335	7,850	11,255	9,465	18,090	10,585	220
Rural - Rurale	255,385	46,640	34,170	4,795	7,675	3,920	32,465	5,485	4,580	190
Owned - Possédé	215,435	41,155	30,475	3,860	6,820	3,230	29,735	4,480	3,540	170
Rented - Loué	39,950	5,485	3,695	935	855	690	2,730	1,005	1,040	--
Farm - Agricole	129,925	26,735	20,350	2,155	4,230	1,825	21,080	1,925	1,800	105
Owned - Possédé	125,520	25,905	19,750	2,055	4,100	1,715	20,500	1,840	1,750	100
Rented - Loué	4,405	830	600	100	130	110	580	--	--	--
Non-farm - Non agricole	125,460	19,905	13,820	2,640	3,445	2,095	11,385	3,560	2,780	--
Owned - Possédé	89,915	15,250	10,725	1,805	2,720	1,515	9,235	2,640	1,790	--
Rented - Loué	35,545	4,655	3,095	835	725	580	2,150	920	990	--
Urban - Urbaine	603,400	73,150	47,025	14,035	12,090	16,235	15,765	26,210	14,610	330
Owned - Possédé	201,525	29,020	19,290	4,635	5,095	5,670	9,030	9,125	5,065	130
Rented - Loué	401,875	44,130	27,735	9,400	6,995	10,565	6,735	17,085	9,545	200
100,000 and over - 100,000 et plus	282,455	29,230	17,900	6,550	4,780	8,425	3,050	12,310	5,280	165
Owned - Possédé	51,755	5,650	3,480	1,230	940	1,640	685	2,300	985	--
Rented - Loué	230,700	23,580	14,420	5,320	3,840	6,785	2,365	10,010	4,295	125
30,000-99,999	57,625	7,530	5,145	1,345	1,040	2,040	1,470	2,810	1,185	--
Owned - Possédé	16,135	2,295	1,545	280	470	525	690	785	290	--
Rented - Loué	41,490	5,235	3,600	1,065	570	1,515	780	2,025	895	--
10,000-29,999	107,925	12,915	7,825	2,405	2,685	2,525	2,760	4,815	2,755	--
Owned - Possédé	47,540	6,380	3,960	1,005	1,415	1,375	1,525	2,285	1,160	--
Rented - Loué	60,385	6,535	3,865	1,400	1,270	1,150	1,235	2,530	1,595	--
Under 10,000 - Moins de 10,000	155,395	23,475	16,155	3,735	3,585	3,245	8,485	6,275	5,390	--
Owned - Possédé	86,095	14,695	10,305	2,120	2,270	2,130	6,130	3,755	2,630	--
Rented - Loué	69,300	8,780	5,850	1,615	1,315	1,115	2,355	2,520	2,760	--
<b>Ontario</b>	<b>1,181,125</b>	<b>174,995</b>	<b>139,050</b>	<b>24,795</b>	<b>11,150</b>	<b>71,135</b>	<b>56,830</b>	<b>34,885</b>	<b>11,820</b>	<b>325</b>
Owned - Possédé	821,335	131,390	106,080	17,355	7,955	51,850	47,160	24,900	7,230	250
Rented - Loué	359,790	43,605	32,970	7,440	3,195	19,285	9,670	9,985	4,590	--
Rural - Rurale	340,870	95,595	80,140	11,640	3,815	31,695	43,630	16,340	3,820	110
Owned - Possédé	272,800	80,370	67,755	9,400	3,215	26,115	38,000	13,255	2,900	100
Rented - Loué	68,070	15,225	12,385	2,240	600	5,580	5,630	3,085	920	--
Farm - Agricole	166,955	59,645	51,865	5,920	1,860	18,390	31,535	7,960	1,710	--
Owned - Possédé	148,810	53,985	46,925	5,365	1,695	16,485	28,905	7,020	1,530	--
Rented - Loué	18,145	5,660	4,940	555	165	1,905	2,630	940	180	--
Non-farm - Non agricole	173,915	35,950	28,275	5,720	1,955	13,305	12,095	8,380	2,110	--
Owned - Possédé	123,990	26,385	20,830	4,035	1,520	9,630	9,095	6,235	1,370	--
Rented - Loué	49,925	9,565	7,445	1,685	435	3,675	3,000	2,145	740	--
Urban - Urbaine	840,255	79,400	58,910	13,155	7,335	39,440	13,200	18,545	8,000	215
Owned - Possédé	548,535	51,020	38,325	7,955	4,740	25,735	9,160	11,645	4,330	150
Rented - Loué	291,720	28,380	20,585	5,200	2,595	13,705	4,040	6,900	3,670	--
100,000 and over - 100,000 et plus	319,590	18,595	13,315	2,975	2,305	11,325	1,625	3,125	2,440	--
Owned - Possédé	192,445	10,040	7,315	1,530	1,195	6,410	790	1,770	1,005	--
Rented - Loué	127,145	8,555	6,000	1,445	1,110	4,915	835	1,355	1,435	--

TABLE 28. Occupied dwellings by tenure showing supplementary heating equipment' and fuel, for provinces, rural farm, rural non-farm, and urban size groups, 1951 - Continued

TABLEAU 28. Logements occupés selon le mode d'occupation, et appareil et combustible supplémentaires de chauffage, provinces, régions rurales agricoles, rurales non agricoles, et urbaines par groupe d'importance, 1951 - suite

Locality and tenure Localité et mode d'occupation	Total	Dwellings with supplementary heating Logements avec chauffage supplémentaire	Supplementary heating equipment Appareil supplémentaire de chauffage			Supplementary heating fuel Combustible supplémentaire de chauffage				
			Stove Poêle	Portable heater Chauffe-rette portative	Other Autre	Coal or coke Charbon ou coke	Wood Bois	Oil or gas Huile ou gaz	Electricity Électricité	Other Autre
<b>Ontario - Con.-fin</b>										
<b>Urban - Con. - Urbaine - fin</b>										
30,000-99,999 .....	201,630	13,835	9,360	3,300	1,175	7,075	1,340	3,345	2,055	--
Owned - Possédé .....	143,970	8,815	5,990	2,015	810	4,735	970	1,930	1,175	--
Rented - Loué .....	57,660	5,020	3,370	1,285	365	2,340	370	1,415	880	--
10,000-29,999 .....	123,375	13,390	10,340	1,910	1,140	6,360	2,850	3,065	1,090	--
Owned - Possédé .....	78,230	8,310	6,470	1,105	735	3,915	2,035	1,825	520	--
Rented - Loué .....	45,145	5,080	3,870	805	405	2,445	815	1,240	570	--
Under 10,000 - Moins de 10,000 .....	195,660	33,580	25,895	4,970	2,715	14,680	7,385	9,010	2,415	--
Owned - Possédé .....	133,890	23,855	18,550	3,305	2,000	10,675	5,365	6,120	1,630	--
Rented - Loué .....	61,770	9,725	7,345	1,665	715	4,005	2,020	2,890	785	--
<b>Manitoba</b>										
Owned - Possédé .....	144,645	23,260	15,760	6,215	1,285	7,565	12,105	1,055	2,520	--
Rented - Loué .....	57,755	6,405	4,365	1,575	465	2,420	2,385	325	1,265	--
Rural - Rurale .....	83,690	20,095	13,935	5,355	805	6,145	11,535	825	1,570	--
Owned - Possédé .....	69,780	17,115	11,775	4,670	670	4,910	10,210	660	1,320	--
Rented - Loué .....	13,910	2,980	2,160	685	135	1,235	1,325	165	250	--
Farm - Agricole .....	50,945	13,850	9,410	3,845	595	4,075	8,395	435	930	--
Owned - Possédé .....	45,705	12,360	8,335	3,505	520	3,460	7,660	370	855	--
Rented - Loué .....	5,240	1,490	1,075	340	--	615	735	--	--	--
Non-farm - Non agricole .....	32,745	6,245	4,525	1,510	210	2,070	3,140	390	640	--
Owned - Possédé .....	24,075	4,755	3,440	1,165	150	1,450	2,550	290	465	--
Rented - Loué .....	8,670	1,490	1,085	345	--	620	590	100	175	--
Urban - Urbaine .....	118,710	9,570	6,190	2,435	945	3,840	2,955	555	2,215	--
Owned - Possédé .....	74,865	6,145	3,985	1,545	615	2,655	1,895	395	1,200	--
Rented - Loué .....	43,845	3,425	2,205	890	330	1,185	1,060	160	1,015	--
100,000 and over - 100,000 et plus .....	64,630	3,990	2,425	975	590	1,035	1,385	110	1,455	--
Owned - Possédé .....	34,280	1,880	1,150	400	330	505	700	--	620	--
Rented - Loué .....	30,350	2,110	1,275	575	260	530	685	--	835	--
10,000-29,999 .....	28,930	1,825	1,070	575	180	1,135	285	100	305	--
Owned - Possédé .....	21,605	1,325	750	430	145	840	200	--	220	--
Rented - Loué .....	7,325	500	320	145	--	295	--	--	--	--
Under 10,000 - Moins de 10,000 .....	25,150	3,755	2,695	885	175	1,670	1,285	345	455	--
Owned - Possédé .....	18,980	2,940	2,085	715	140	1,310	995	275	360	--
Rented - Loué .....	6,170	815	610	170	--	360	290	--	--	--
<b>Saskatchewan</b>										
Owned - Possédé .....	164,800	30,435	20,080	8,555	1,800	13,680	12,725	3,610	385	--
Rented - Loué .....	56,655	8,180	5,750	1,995	435	4,640	2,135	1,140	250	--
Rural - Rurale .....	151,750	32,695	21,195	9,665	1,835	14,465	14,040	3,915	245	--
Owned - Possédé .....	121,430	26,430	16,890	8,045	1,495	10,975	12,205	3,035	190	--
Rented - Loué .....	30,320	6,265	4,305	1,620	340	3,490	1,835	880	--	--
Farm - Agricole .....	99,970	23,735	15,020	7,300	1,415	9,585	11,680	2,375	--	--
Owned - Possédé .....	85,255	20,385	12,785	6,410	1,190	7,800	10,515	1,980	--	--
Rented - Loué .....	14,715	3,350	2,235	890	225	1,785	1,165	395	--	--
Non-farm - Non agricole .....	51,780	8,960	6,175	2,365	420	4,880	2,360	1,540	175	--
Owned - Possédé .....	36,175	6,045	4,105	1,635	305	3,175	1,690	1,055	120	--
Rented - Loué .....	15,605	2,915	2,070	730	115	1,705	670	485	--	--
Urban - Urbaine .....	69,705	5,920	4,635	885	400	3,855	820	835	390	--
Owned - Possédé .....	43,370	4,005	3,190	510	305	2,705	520	575	195	--
Rented - Loué .....	26,335	1,915	1,445	375	--	1,150	300	260	195	--
30,000-99,999 .....	34,140	2,185	1,745	370	--	1,660	100	230	185	--
Owned - Possédé .....	20,645	1,390	1,140	210	--	1,100	--	135	100	--
Rented - Loué .....	13,495	795	605	160	--	560	--	--	--	--
10,000-29,999 .....	11,675	1,050	875	100	--	520	360	100	--	--
Owned - Possédé .....	6,895	710	610	--	--	385	235	--	--	--
Rented - Loué .....	4,780	340	265	--	--	135	125	--	--	--

TABLE 28. Occupied dwellings by tenure showing supplementary heating equipment and fuel, for provinces, rural farm, rural non-farm, and urban size groups, 1951 - Concluded

TABLEAU 28. Logements occupés selon le mode d'occupation, et appareil et combustible supplémentaires de chauffage, provinces, régions rurales agricoles, rurales non agricoles, et urbaines par groupe d'importance, 1951 - fin

Locality and tenure Localité et mode d'occupation	Total	Dwellings with supplementary heating Logements avec chauffage supplémentaire	Supplementary heating equipment Appareil supplémentaire de chauffage			Supplementary heating fuel Combustible supplémentaire de chauffage				
			Stove Poêle	Portable heater Chauffe- rette portative	Other Autre	Coal or coke Charbon ou coke	Wood Bois	Oil or gas Huile ou gaz	Electricity Élec- tricité	Other Autre
<b>Saskatchewan - Con. - fin</b>										
<b>Urban - Con. - Urbaine - fin</b>										
Under 10,000 - Moins de 10,000 ....	23,890	2,685	2,015	415	255	1,675	360	505	135	--
Owned - Possédé.....	15,830	1,905	1,440	245	220	1,220	230	385	--	--
Rented - Loué .....	8,060	780	575	170	--	455	130	120	--	--
<b>Alberta .....</b>	<b>250,750</b>	<b>44,975</b>	<b>20,215</b>	<b>10,830</b>	<b>13,930</b>	<b>13,155</b>	<b>7,570</b>	<b>21,460</b>	<b>2,725</b>	<b>--</b>
Owned - Possédé.....	179,085	32,870	15,270	8,270	9,330	10,460	6,615	13,705	2,050	--
Rented - Loué .....	71,695	12,105	4,945	2,560	4,600	2,695	955	7,755	675	--
<b>Rural - Rurale .....</b>	<b>125,325</b>	<b>23,290</b>	<b>14,410</b>	<b>6,980</b>	<b>1,900</b>	<b>11,560</b>	<b>7,345</b>	<b>3,290</b>	<b>1,035</b>	<b>--</b>
Owned - Possédé.....	100,395	19,300	11,815	5,820	1,665	9,460	6,455	2,500	845	--
Rented - Loué .....	24,930	3,990	2,595	1,160	235	2,100	890	790	190	--
<b>Farm - Agricole .....</b>	<b>85,095</b>	<b>17,665</b>	<b>10,765</b>	<b>5,410</b>	<b>1,490</b>	<b>8,960</b>	<b>6,405</b>	<b>1,885</b>	<b>370</b>	<b>--</b>
Owned - Possédé.....	73,915	15,575	9,450	4,760	1,365	7,800	5,870	1,540	335	--
Rented - Loué .....	11,180	2,090	1,315	650	125	1,160	535	345	--	--
<b>Non-farm - Non agricole .....</b>	<b>40,230</b>	<b>5,625</b>	<b>3,645</b>	<b>1,570</b>	<b>410</b>	<b>2,600</b>	<b>940</b>	<b>1,405</b>	<b>665</b>	<b>--</b>
Owned - Possédé.....	26,480	3,725	2,365	1,060	300	1,660	585	960	510	--
Rented - Loué .....	13,750	1,900	1,280	510	110	940	355	445	155	--
<b>Urban - Urbaine .....</b>	<b>125,425</b>	<b>21,685</b>	<b>5,805</b>	<b>3,850</b>	<b>12,030</b>	<b>1,595</b>	<b>225</b>	<b>18,170</b>	<b>1,690</b>	<b>--</b>
Owned - Possédé.....	78,660	13,570	3,455	2,450	7,665	1,000	160	11,205	1,205	--
Rented - Loué .....	46,765	8,115	2,350	1,400	4,365	595	--	6,965	485	--
<b>100,000 and over - 100,000 et plus</b>	<b>80,635</b>	<b>14,605</b>	<b>2,535</b>	<b>1,995</b>	<b>10,075</b>	<b>620</b>	<b>--</b>	<b>12,870</b>	<b>1,030</b>	<b>--</b>
Owned - Possédé.....	48,565	8,740	1,225	1,200	6,315	415	--	7,525	750	--
Rented - Loué .....	32,070	5,865	1,310	795	3,760	205	--	5,345	280	--
<b>10,000-29,999 .....</b>	<b>11,505</b>	<b>3,200</b>	<b>1,255</b>	<b>645</b>	<b>1,300</b>	<b>--</b>	<b>--</b>	<b>3,030</b>	<b>120</b>	<b>--</b>
Owned - Possédé.....	6,865	1,965	755	360	850	--	--	1,855	--	--
Rented - Loué .....	4,640	1,235	500	285	450	--	--	1,175	--	--
<b>Under 10,000 - Moins de 10,000 ....</b>	<b>33,285</b>	<b>3,880</b>	<b>2,015</b>	<b>1,210</b>	<b>655</b>	<b>945</b>	<b>125</b>	<b>2,270</b>	<b>540</b>	<b>--</b>
Owned - Possédé.....	23,230	2,865	1,475	890	500	560	100	1,825	380	--
Rented - Loué .....	10,055	1,015	540	320	155	385	--	445	160	--
<b>British Columbia .....</b>										
Owned - Possédé.....	337,780	53,295	25,515	16,285	11,495	7,240	26,120	8,775	9,635	1,525
Rented - Loué .....	102,620	14,925	7,885	4,490	2,550	2,955	6,100	2,785	2,740	345
<b>Rural - Rurale .....</b>	<b>105,765</b>	<b>23,600</b>	<b>12,835</b>	<b>7,105</b>	<b>3,660</b>	<b>2,270</b>	<b>14,595</b>	<b>3,320</b>	<b>2,900</b>	<b>515</b>
Owned - Possédé.....	76,605	17,710	9,350	5,445	2,915	1,320	11,455	2,305	2,215	415
Rented - Loué .....	29,160	5,890	3,485	1,660	745	950	3,140	1,015	685	100
<b>Farm - Agricole .....</b>	<b>29,740</b>	<b>7,385</b>	<b>4,220</b>	<b>2,105</b>	<b>1,060</b>	<b>445</b>	<b>5,335</b>	<b>735</b>	<b>680</b>	<b>190</b>
Owned - Possédé.....	26,745	6,780	3,805	1,990	985	360	4,915	670	650	185
Rented - Loué .....	2,995	605	415	115	--	--	420	--	--	--
<b>Non-farm - Non agricole .....</b>	<b>76,025</b>	<b>16,215</b>	<b>8,615</b>	<b>5,000</b>	<b>2,600</b>	<b>1,825</b>	<b>9,260</b>	<b>2,585</b>	<b>2,220</b>	<b>325</b>
Owned - Possédé.....	49,860	10,930	5,545	3,455	1,930	960	6,540	1,635	1,565	230
Rented - Loué .....	26,165	5,285	3,070	1,545	670	865	2,720	950	655	--
<b>Urban - Urbaine .....</b>	<b>232,015</b>	<b>29,695</b>	<b>12,680</b>	<b>9,180</b>	<b>7,835</b>	<b>4,970</b>	<b>11,525</b>	<b>5,455</b>	<b>6,735</b>	<b>1,010</b>
Owned - Possédé.....	158,555	20,660	8,280	6,350	6,030	2,965	8,565	3,685	4,680	765
Rented - Loué .....	73,460	9,035	4,400	2,830	1,805	2,005	2,960	1,770	2,055	245
<b>100,000 and over - 100,000 et plus</b>	<b>101,330</b>	<b>9,220</b>	<b>3,870</b>	<b>2,500</b>	<b>2,850</b>	<b>1,835</b>	<b>2,770</b>	<b>2,180</b>	<b>2,065</b>	<b>370</b>
Owned - Possédé.....	63,885	5,720	2,290	1,475	1,955	845	1,930	1,365	1,280	300
Rented - Loué .....	37,445	3,500	1,580	1,025	895	990	840	815	785	--
<b>30,000-99,999 .....</b>	<b>32,835</b>	<b>4,220</b>	<b>1,615</b>	<b>1,310</b>	<b>1,295</b>	<b>515</b>	<b>1,685</b>	<b>845</b>	<b>1,085</b>	<b>--</b>
Owned - Possédé.....	23,730	2,905	995	945	965	300	1,225	520	790	--
Rented - Loué .....	9,105	1,315	620	365	330	215	460	325	295	--
<b>10,000-29,999 .....</b>	<b>51,100</b>	<b>7,745</b>	<b>2,970</b>	<b>2,525</b>	<b>2,250</b>	<b>1,145</b>	<b>3,505</b>	<b>1,055</b>	<b>1,855</b>	<b>185</b>
Owned - Possédé.....	38,715	5,985	2,140	1,930	1,915	830	2,785	770	1,475	125
Rented - Loué .....	12,385	1,760	830	595	335	315	720	285	380	--
<b>Under 10,000 - Moins de 10,000 ....</b>	<b>46,750</b>	<b>8,510</b>	<b>4,225</b>	<b>2,845</b>	<b>1,440</b>	<b>1,475</b>	<b>3,565</b>	<b>1,375</b>	<b>1,730</b>	<b>365</b>
Owned - Possédé.....	32,225	6,050	2,855	2,000	1,195	990	2,625	1,030	1,135	270
Rented - Loué .....	14,525	2,460	1,370	845	245	485	940	345	595	--











TABLE 29. Occupied dwellings by tenure showing supplementary heating equipment and fuel, for counties and census divisions, 1951 - Continued

TABLEAU 29. Logements occupés selon le mode d'occupation, et appareil et combustible supplémentaires de chauffage, comtés et divisions de recensement, 1951 - suite

County or census division, and tenure Comté ou division de recensement et mode d'occupation	Total	Dwellings with supplementary heating Logements avec chauffage supplé- mentaire	Supplementary heating equipment Appareil supplémentaire de chauffage			Supplementary heating fuel Combustible supplémentaire de chauffage				
			Stove Poêle	Portable heater — chauffe- rette portative	Other Autre	Coal or coke — Charbon ou coke	Wood Bois	Oil or gas — Huile ou gaz	Electricity — Élec- tricité	Other Autre
Québec - Con.-suite										
Gaspé - Con.-fin										
Gaspé-Ouest .....	2,480	280	230	--	--	--	250	--	--	--
Owned - Possédé .....	2,085	240	200	--	--	--	220	--	--	--
Rented - Loué .....	395	--	--	--	--	--	--	--	--	--
Îles-de-la-Madeleine .....	1,650	435	390	--	--	175	--	210	--	--
Owned - Possédé .....	1,595	425	380	--	--	170	--	205	--	--
Rented - Loué .....	--	--	--	--	--	--	--	--	--	--
Hull .....	19,430	3,415	2,435	375	605	785	1,645	735	235	--
Owned - Possédé .....	11,445	2,425	1,785	210	430	505	1,315	485	105	--
Rented - Loué .....	7,985	990	650	165	175	280	330	250	130	--
Gatineau .....	7,225	1,625	1,280	135	210	395	975	230	--	--
Owned - Possédé .....	5,525	1,360	1,065	115	180	285	875	185	--	--
Rented - Loué .....	1,700	265	215	--	--	110	100	--	--	--
Hull .....	12,205	1,790	1,155	240	395	390	670	505	210	--
Owned - Possédé .....	5,920	1,065	720	--	250	220	440	300	--	--
Rented - Loué .....	6,285	725	435	145	145	170	230	205	120	--
Huntingdon .....	3,315	940	825	--	--	105	640	175	--	--
Owned - Possédé .....	2,685	795	690	--	--	--	530	150	--	--
Rented - Loué .....	630	145	135	--	--	--	110	--	--	--
Iberville .....	2,850	710	445	150	115	100	155	225	230	--
Owned - Possédé .....	1,950	565	355	120	--	--	130	180	175	--
Rented - Loué .....	900	145	--	--	--	--	--	--	--	--
Joliette .....	7,445	1,220	580	150	490	145	395	570	105	--
Owned - Possédé .....	4,370	775	395	--	290	--	335	310	--	--
Rented - Loué .....	3,075	445	185	--	200	--	--	260	--	--
Kamouraska .....	4,680	810	555	--	170	--	595	--	150	--
Owned - Possédé .....	3,875	700	460	--	155	--	540	--	110	--
Rented - Loué .....	805	110	--	--	--	--	--	--	--	--
Labelle .....	5,235	930	765	--	135	--	840	--	--	--
Owned - Possédé .....	4,035	760	615	--	120	--	710	--	--	--
Rented - Loué .....	1,200	170	150	--	--	--	130	--	--	--
Lac-St-Jean .....	12,700	1,970	1,435	330	205	--	1,080	--	700	--
Owned - Possédé .....	9,075	1,565	1,190	215	160	--	960	--	465	--
Rented - Loué .....	3,625	405	245	115	--	--	120	--	235	--
Lac-St-Jean-Est .....	4,815	685	550	--	--	--	320	--	285	--
Owned - Possédé .....	3,090	575	475	--	--	--	315	--	195	--
Rented - Loué .....	1,725	110	--	--	--	--	--	--	--	--
Lac-St-Jean-Ouest .....	7,885	1,285	885	250	150	--	760	--	415	--
Owned - Possédé .....	5,985	990	715	165	110	--	645	--	270	--
Rented - Loué .....	1,900	295	170	--	--	--	115	--	145	--
Laprairie .....	3,955	715	370	270	--	210	115	320	--	--
Owned - Possédé .....	2,745	550	285	200	--	170	110	235	--	--
Rented - Loué .....	1,210	165	--	--	--	--	--	--	--	--
L'Assomption .....	4,975	950	620	--	265	175	300	330	145	--
Owned - Possédé .....	3,115	710	465	--	200	125	260	245	--	--
Rented - Loué .....	1,860	240	155	--	--	--	--	--	--	--
Lévis .....	8,315	1,295	710	110	475	205	570	220	280	--
Owned - Possédé .....	5,670	985	560	--	360	130	500	170	175	--
Rented - Loué .....	2,645	310	150	--	115	--	--	--	115	--
L'Islet .....	4,245	705	560	--	--	--	630	--	--	--
Owned - Possédé .....	3,750	655	515	--	--	--	590	--	--	--
Rented - Loué .....	495	--	--	--	--	--	--	--	--	--
Lotbinière .....	5,295	1,540	1,440	--	--	--	1,430	--	--	--
Owned - Possédé .....	4,765	1,455	1,365	--	--	--	1,370	--	--	--
Rented - Loué .....	530	--	--	--	--	--	--	--	--	--
Maskinongé .....	3,835	680	435	--	195	110	435	--	--	--
Owned - Possédé .....	2,845	585	370	--	175	--	400	--	--	--
Rented - Loué .....	990	--	--	--	--	--	--	--	--	--
Matane .....	10,745	1,205	1,000	--	110	--	1,075	--	--	--
Owned - Possédé .....	9,005	1,050	875	--	100	--	955	--	--	--
Rented - Loué .....	1,740	155	125	--	--	--	120	--	--	--

TABLE 29. Occupied dwellings by tenure showing supplementary heating equipment and fuel, for counties and census divisions, 1951 - Continued

TABLEAU 29. Logements occupés selon le mode d'occupation, et appareil et combustible supplémentaires de chauffage, comtés et divisions de recensement, 1951 - suite

County or census division, and tenure Comté ou division de recensement et mode d'occupation	Total	Dwellings with supplementary heating Logements avec chauffage supplé- mentaire	Supplementary heating equipment Appareil supplémentaire de chauffage			Supplementary heating fuel Combustible supplémentaire de chauffage				
			Stove Poêle	Portable heater Chauffe- rette portative	Other Autre	Coal or coke Charbon ou coke	Wood Bois	Oil or gas Huile ou gaz	Elec- tricity Élec- tricité	Other Autre
Québec - Con. - suite										
Matane - Con. - fin										
Matane .....	5,275	635	555	--	--	--	580	--	--	--
Owned - Possédé .....	4,365	560	500	--	--	--	525	--	--	--
Rented - Loué .....	910	--	--	--	--	--	--	--	--	--
Matapédia .....	5,470	570	445	--	--	--	495	--	--	--
Owned - Possédé .....	4,640	490	375	--	--	--	430	--	--	--
Rented - Loué .....	830	--	--	--	--	--	--	--	--	--
Mégantic .....	8,955	1,750	1,485	--	185	--	1,545	105	--	--
Owned - Possédé .....	6,275	1,520	1,340	--	130	--	1,395	--	--	--
Rented - Loué .....	2,680	230	145	--	--	--	150	--	--	--
Missisquoi .....	5,635	790	535	125	130	--	370	155	205	--
Owned - Possédé .....	3,355	575	375	--	115	--	285	--	155	--
Rented - Loué .....	2,280	215	160	--	--	--	--	--	--	--
Montcalm .....	3,810	730	320	--	330	--	250	295	140	--
Owned - Possédé .....	2,895	570	265	--	250	--	205	240	--	--
Rented - Loué .....	915	160	--	--	--	--	--	--	--	--
Montmagny .....	4,660	850	645	110	--	--	665	--	120	--
Owned - Possédé .....	3,965	745	580	--	--	--	695	--	--	--
Rented - Loué .....	695	105	--	--	--	--	--	--	--	--
Montmorency .....	3,885	440	290	--	--	--	200	--	130	--
Owned - Possédé .....	2,895	330	220	--	--	--	165	--	--	--
Rented - Loué .....	990	110	--	--	--	--	--	--	--	--
Montmorency No. 1 .....	3,155	360	240	--	--	--	145	--	130	--
Owned - Possédé .....	2,290	260	175	--	--	--	120	--	--	--
Rented - Loué .....	865	100	--	--	--	--	--	--	--	--
Montmorency No. 2 (Île-d'Orléans) ..	730	--	--	--	--	--	--	--	--	--
Owned - Possédé .....	605	--	--	--	--	--	--	--	--	--
Rented - Loué .....	125	--	--	--	--	--	--	--	--	--
Montréal & Jésus Islands - Îles .....	325,830	36,910	23,290	7,605	6,015	11,415	3,695	15,950	5,650	200
Owned - Possédé .....	76,025	8,980	5,670	1,810	1,500	2,770	1,040	3,835	1,275	--
Rented - Loué .....	249,805	27,930	17,620	5,795	4,515	8,645	2,655	12,115	4,375	140
Jésus Island - Île .....	7,825	1,960	1,215	390	355	525	245	895	275	--
Owned - Possédé .....	4,670	1,265	800	260	205	380	175	530	170	--
Rented - Loué .....	3,155	695	415	130	150	145	--	365	105	--
Montréal Island - Île .....	318,005	34,950	22,075	7,215	5,660	10,890	3,450	15,055	5,375	180
Owned - Possédé .....	71,355	7,715	4,870	1,550	1,295	2,390	865	3,305	1,105	--
Rented - Loué .....	246,650	27,235	17,205	5,665	4,365	8,500	2,585	11,750	4,270	130
Napierville .....	1,905	365	245	--	--	--	--	100	100	--
Owned - Possédé .....	1,435	310	210	--	--	--	--	--	--	--
Rented - Loué .....	470	--	--	--	--	--	--	--	--	--
Nicolet .....	5,635	905	625	110	170	155	550	--	165	--
Owned - Possédé .....	4,775	745	520	--	140	115	495	--	105	--
Rented - Loué .....	860	160	105	--	--	--	--	--	--	--
Papineau .....	6,305	1,495	1,335	--	135	--	1,170	195	--	--
Owned - Possédé .....	4,725	1,165	1,045	--	105	--	945	120	--	--
Rented - Loué .....	1,580	330	290	--	--	--	225	--	--	--
Pontiac .....	4,570	970	790	130	--	--	820	125	--	--
Owned - Possédé .....	3,800	835	680	110	--	--	720	--	--	--
Rented - Loué .....	770	135	110	--	--	--	100	--	--	--
Portneuf .....	8,610	1,065	770	105	190	--	540	--	360	--
Owned - Possédé .....	6,295	800	590	--	145	--	465	--	225	--
Rented - Loué .....	2,315	265	180	--	--	--	--	--	135	--
Québec .....	50,610	4,140	2,280	1,455	405	520	715	1,100	1,800	--
Owned - Possédé .....	17,455	1,670	930	540	200	275	405	390	600	--
Rented - Loué .....	33,155	2,470	1,350	915	205	245	310	710	1,200	--
Richelieu .....	6,500	1,125	735	140	250	155	445	400	125	--
Owned - Possédé .....	3,850	765	545	--	150	105	350	240	--	--
Rented - Loué .....	2,650	360	190	--	100	--	--	160	--	--
Richmond .....	7,280	1,750	1,560	--	105	--	1,210	395	--	--
Owned - Possédé .....	4,460	1,365	1,265	--	--	--	1,000	285	--	--
Rented - Loué .....	2,820	385	295	--	--	--	210	110	--	--



TABLE 29. Occupied dwellings by tenure showing supplementary heating equipment and fuel, for counties and census divisions, 1951 - Continued

TABLEAU 29. Logements occupés selon le mode d'occupation, et appareil et combustible supplémentaires de chauffage, comtés et divisions de recensement, 1951 - suite

County or census division, and tenure Comté ou division de recensement et mode d'occupation	Total	Dwellings with supplementary heating Logements avec chauffage supplé- mentaire	Supplementary heating equipment Appareil supplémentaire de chauffage			Supplementary heating fuel Combustible supplémentaire de chauffage				
			Stove Poêle	Portable heater Chauffe- rette portative	Other Autre	Coal or coke Charbon ou coke	Wood Bois	Oil or gas Huile ou gaz	Elec- tricity Élec- tricité	Other Autre
Ontario .....	1,181,125	174,995	139,050	24,795	11,150	71,135	56,830	34,885	11,820	325
Owned - Possédé .....	821,335	131,390	106,080	17,355	7,955	51,850	47,160	24,900	7,230	250
Rented - Loué .....	359,790	43,605	32,970	7,440	3,195	19,285	9,670	9,985	4,590	--
Algoma .....	15,335	1,855	1,300	465	--	545	790	240	280	--
Owned - Possédé .....	11,345	1,420	985	360	--	415	650	170	185	--
Rented - Loué .....	3,990	435	315	105	--	130	140	--	--	--
Brant .....	19,845	2,550	1,585	615	350	970	350	825	400	--
Owned - Possédé .....	13,875	1,825	1,155	435	235	700	305	545	270	--
Rented - Loué .....	5,970	725	430	180	115	270	--	280	130	--
Bruce .....	11,770	3,715	3,335	350	--	1,050	2,130	400	125	--
Owned - Possédé .....	9,745	3,200	2,895	280	--	850	1,940	300	100	--
Rented - Loué .....	2,025	515	440	--	--	200	190	100	--	--
Carleton .....	58,580	5,770	4,395	710	665	2,165	2,295	735	560	--
Owned - Possédé .....	28,125	3,250	2,490	340	420	1,085	1,545	385	225	--
Rented - Loué .....	30,455	2,520	1,905	370	245	1,080	750	350	335	--
Cochrane .....	19,415	3,745	2,765	610	370	845	1,995	515	370	--
Owned - Possédé .....	10,975	2,435	1,790	360	285	435	1,470	345	170	--
Rented - Loué .....	8,440	1,310	975	250	--	410	525	170	200	--
Dufferin .....	4,230	1,660	1,475	150	--	870	445	310	--	--
Owned - Possédé .....	3,550	1,510	1,340	135	--	790	405	285	--	--
Rented - Loué .....	680	150	135	--	--	--	--	--	--	--
Dundas .....	4,295	1,445	1,315	--	--	695	485	205	--	--
Owned - Possédé .....	3,300	1,260	1,140	--	--	610	420	175	--	--
Rented - Loué .....	995	185	175	--	--	--	--	--	--	--
Durham .....	8,620	2,505	2,130	300	--	1,225	885	350	--	--
Owned - Possédé .....	6,365	1,975	1,660	245	--	925	760	270	--	--
Rented - Loué .....	2,255	530	470	--	--	300	125	--	--	--
Elgin .....	15,330	2,470	1,785	495	190	820	485	1,035	130	--
Owned - Possédé .....	10,980	1,925	1,410	345	170	630	420	770	105	--
Rented - Loué .....	4,350	545	375	150	--	190	--	265	--	--
Essex .....	57,525	4,405	2,995	855	555	1,205	575	2,085	520	--
Owned - Possédé .....	37,690	3,250	2,195	610	445	905	475	1,495	360	--
Rented - Loué .....	19,835	1,155	800	245	110	300	100	590	160	--
Frontenac .....	16,010	3,060	2,620	340	100	1,375	1,010	460	215	--
Owned - Possédé .....	9,370	2,080	1,785	205	--	785	890	265	140	--
Rented - Loué .....	6,640	980	835	135	--	590	120	195	--	--
Glengarry .....	4,305	1,130	1,010	110	--	145	820	125	--	--
Owned - Possédé .....	3,405	945	850	--	--	110	700	--	--	--
Rented - Loué .....	900	185	160	--	--	--	120	--	--	--
Grenville .....	4,845	1,620	1,350	265	--	760	610	160	--	--
Owned - Possédé .....	3,430	1,260	1,040	215	--	580	515	--	--	--
Rented - Loué .....	1,415	360	310	--	--	180	--	--	--	--
Grey .....	16,565	5,285	4,565	530	190	1,595	2,995	560	125	--
Owned - Possédé .....	13,335	4,505	3,905	440	160	1,355	2,640	420	--	--
Rented - Loué .....	3,230	780	660	--	--	240	355	140	--	--
Haldimand .....	6,735	2,345	1,640	485	220	250	320	1,745	--	--
Owned - Possédé .....	5,135	1,930	1,355	400	175	205	305	1,395	--	--
Rented - Loué .....	1,600	415	285	--	--	--	--	350	--	--
Haliburton .....	2,050	565	520	--	--	--	500	--	--	--
Owned - Possédé .....	1,710	510	475	--	--	--	460	--	--	--
Rented - Loué .....	340	--	--	--	--	--	--	--	--	--
Halton .....	12,215	2,050	1,820	175	--	1,145	500	290	115	--
Owned - Possédé .....	9,380	1,625	1,445	135	--	890	425	225	--	--
Rented - Loué .....	2,835	425	375	--	--	255	--	--	--	--
Hastings .....	19,740	4,960	4,400	475	--	1,605	2,530	650	170	--
Owned - Possédé .....	12,940	3,765	3,395	310	--	1,025	2,150	505	--	--
Rented - Loué .....	6,800	1,195	1,005	165	--	580	380	145	--	--
Huron .....	13,870	5,065	4,380	585	100	2,515	1,705	650	195	--
Owned - Possédé .....	10,895	4,350	3,765	505	--	2,100	1,530	550	170	--
Rented - Loué .....	2,975	715	615	--	--	415	175	100	--	--

TABLE 29. Occupied dwellings by tenure showing supplementary heating equipment and fuel, for counties and census divisions, 1951 - Continued

TABLEAU 29. Logements occupés selon le mode d'occupation, et appareil et combustible supplémentaires de chauffage, comtés et divisions de recensement, 1951 - suite

County or census division, and tenure Comté ou division de recensement et mode d'occupation	Total	Dwellings with supplementary heating Logements avec chauffage supplé- mentaire	Supplementary heating equipment Appareil supplémentaire de chauffage			Supplementary heating fuel Combustible supplémentaire de chauffage				
			Stove Poêle	Portable heater Chauffe- rette portative	Other Autre	Coal or coke Charbon ou coke	Wood Bois	Oil or gas Huile ou gaz	Elec- tricity Élec- tricité	Other Autre
<b>Ontario - Con. - suite</b>										
Kenora .....	10,205	750	545	140	--	240	300	--	125	--
Owned - Possédé .....	6,660	495	390	--	--	185	200	--	--	--
Rented - Loué .....	3,545	255	155	--	--	--	100	--	--	--
Kent .....	22,180	3,430	2,710	480	240	745	720	1,665	300	--
Owned - Possédé .....	15,270	2,605	2,030	370	205	565	580	1,265	195	--
Rented - Loué .....	6,910	825	680	110	--	180	140	400	105	--
Lambton .....	20,610	3,820	3,125	485	210	1,035	1,030	1,420	330	--
Owned - Possédé .....	15,835	3,130	2,575	355	200	830	920	1,115	260	--
Rented - Loué .....	4,775	690	550	130	--	205	110	305	--	--
Lanark .....	9,675	2,935	2,620	260	--	775	1,850	255	--	--
Owned - Possédé .....	7,095	2,230	1,985	195	--	545	1,445	190	--	--
Rented - Loué .....	2,580	705	635	--	--	230	405	--	--	--
Leeds .....	10,295	2,495	2,135	260	100	1,115	1,065	235	--	--
Owned - Possédé .....	6,975	1,765	1,505	175	--	670	880	160	--	--
Rented - Loué .....	3,320	730	630	--	--	445	185	--	--	--
Lennox & Addington .....	5,440	2,520	2,230	265	--	895	1,185	300	135	--
Owned - Possédé .....	4,235	2,025	1,785	220	--	750	925	240	110	--
Rented - Loué .....	1,205	495	445	--	--	145	260	--	--	--
Lincoln .....	24,300	2,655	2,005	470	180	1,345	425	665	215	--
Owned - Possédé .....	16,845	1,905	1,445	330	130	965	340	450	145	--
Rented - Loué .....	7,455	750	560	140	--	380	--	215	--	--
Manitoulin .....	2,805	810	505	295	--	--	735	--	--	--
Owned - Possédé .....	2,430	765	460	295	--	--	695	--	--	--
Rented - Loué .....	375	--	--	--	--	--	--	--	--	--
Middlesex .....	44,090	6,875	5,175	1,230	470	3,020	1,385	1,915	550	--
Owned - Possédé .....	30,425	5,065	4,000	745	320	2,365	1,125	1,255	320	--
Rented - Loué .....	13,665	1,810	1,175	485	150	655	2,810	660	230	--
Muskoka .....	6,860	755	650	--	--	--	560	100	--	--
Owned - Possédé .....	5,480	605	520	--	--	--	475	--	--	--
Rented - Loué .....	1,380	150	130	--	--	--	150	--	--	--
Nipissing .....	11,485	1,785	1,390	215	180	285	1,205	225	--	--
Owned - Possédé .....	8,375	1,380	1,060	175	145	210	985	140	--	--
Rented - Loué .....	3,110	405	330	--	--	--	220	--	--	--
Norfolk .....	11,785	2,785	1,875	630	280	585	660	1,400	135	--
Owned - Possédé .....	8,215	2,125	1,395	505	225	440	545	1,040	--	--
Rented - Loué .....	3,570	660	480	125	--	145	115	360	--	--
Northumberland .....	9,495	4,345	3,870	385	--	1,640	2,090	415	195	--
Owned - Possédé .....	6,955	3,425	3,065	300	--	1,265	1,720	300	140	--
Rented - Loué .....	2,540	920	805	--	--	375	370	115	--	--
Ontario .....	23,005	4,700	3,865	665	170	2,440	1,200	875	170	--
Owned - Possédé .....	16,485	3,540	2,980	435	125	1,885	915	610	115	--
Rented - Loué .....	6,520	1,160	885	230	--	555	285	265	--	--
Oxford .....	16,440	4,435	3,495	680	260	1,865	920	1,440	210	--
Owned - Possédé .....	11,660	3,385	2,750	475	160	1,450	795	980	160	--
Rented - Loué .....	4,780	1,050	745	205	100	415	125	460	--	--
Parry Sound .....	7,255	1,160	1,000	120	--	175	690	195	--	--
Owned - Possédé .....	5,795	1,040	895	105	--	150	640	160	--	--
Rented - Loué .....	1,460	120	105	--	--	--	--	--	--	--
Peel .....	14,505	2,965	2,485	415	--	1,700	575	530	160	--
Owned - Possédé .....	10,515	2,270	1,900	310	--	1,250	510	410	100	--
Rented - Loué .....	3,990	695	585	105	--	450	--	120	--	--
Perth .....	14,740	4,565	4,105	345	115	2,875	1,020	415	250	--
Owned - Possédé .....	11,430	3,880	3,495	300	--	2,405	945	320	205	--
Rented - Loué .....	3,310	685	610	--	--	470	--	--	--	--
Peterborough .....	15,985	3,290	2,905	245	140	1,240	1,450	445	155	--
Owned - Possédé .....	11,265	2,475	2,215	160	100	850	1,220	310	--	--
Rented - Loué .....	4,720	815	690	--	--	390	230	135	--	--
Prescott .....	5,590	1,885	1,055	110	720	525	695	630	--	--
Owned - Possédé .....	4,245	1,385	765	--	545	385	520	450	--	--
Rented - Loué .....	1,345	500	290	--	175	140	175	180	--	--



TABLE 29. Occupied dwellings by tenure showing supplementary heating equipment and fuel, for counties and census divisions, 1951 - Continued

TABLEAU 29. Logements occupés selon le mode d'occupation, et appareil et combustible supplémentaires de chauffage, comtés et divisions de recensement, 1951 - suite

County or census division, and tenure  Comté ou division de recensement et mode d'occupation	Total	Dwellings with supple- mentary heating  Logements avec chauffage supplé- mentaire	Supplementary heating equipment  Appareil supplémentaire de chauffage			Supplementary heating fuel  Combustible supplémentaire de chauffage				
			Stove Poêle	Portable heater — Chauffe- rette portative	Other — Autre	Coal or coke — Charbon ou coke	Wood — Bois	Oil or gas — Huile ou gaz	Elec- tricity — Élec- tricité	Other — Autre
<b>Ontario - Con.-fin</b>										
Prince Edward	5,310	1,690	1,420	260	--	640	500	445	105	--
Owned - Possédé	3,740	1,310	1,100	200	--	490	390	375	--	--
Rented - Loué	1,570	380	320	--	--	150	110	--	--	--
Rainy River	5,740	1,135	655	250	230	170	705	120	135	--
Owned - Possédé	4,590	935	565	185	185	135	610	105	--	--
Rented - Loué	1,150	200	--	--	--	--	--	--	--	--
Renfrew	15,655	2,405	1,995	315	--	270	1,845	200	--	--
Owned - Possédé	11,680	1,895	1,580	260	--	190	1,490	165	--	--
Rented - Loué	3,975	510	415	--	--	--	355	--	--	--
Russell	3,825	750	545	--	170	200	370	150	--	--
Owned - Possédé	3,115	675	500	--	145	190	335	130	--	--
Rented - Loué	710	--	--	--	--	--	--	--	--	--
Simcoe	27,390	6,335	5,160	845	330	2,610	2,620	765	340	--
Owned - Possédé	20,560	5,110	4,195	640	275	2,025	2,320	575	190	--
Rented - Loué	6,830	1,225	965	205	--	585	300	190	150	--
Stormont	11,705	2,150	1,720	310	120	845	715	435	150	--
Owned - Possédé	6,510	1,390	1,210	155	--	525	605	205	--	--
Rented - Loué	5,195	760	510	155	--	320	110	230	--	--
Sudbury	24,340	2,580	1,855	585	140	780	855	715	220	--
Owned - Possédé	14,050	1,685	1,185	395	105	475	620	500	--	--
Rented - Loué	10,290	895	670	190	--	305	235	215	140	--
Thunder Bay	26,860	2,700	1,255	1,170	275	470	1,160	495	560	--
Owned - Possédé	19,020	1,820	835	790	195	350	840	240	390	--
Rented - Loué	7,840	880	420	380	--	120	320	255	170	--
Timiskaming	12,730	2,715	2,400	240	--	655	1,420	520	115	--
Owned - Possédé	7,660	1,955	1,835	--	--	440	1,105	360	--	--
Rented - Loué	5,070	760	565	155	--	215	315	160	--	--
Victoria	7,830	2,285	1,980	210	--	880	895	340	160	--
Owned - Possédé	6,120	1,890	1,655	160	--	685	790	280	125	--
Rented - Loué	1,710	395	325	--	--	195	105	--	--	--
Waterloo	32,600	4,110	3,300	560	250	1,885	1,190	710	315	--
Owned - Possédé	23,180	3,115	2,560	380	175	1,385	1,020	505	195	--
Rented - Loué	9,420	995	740	180	--	500	170	205	120	--
Welland	32,345	2,680	1,595	800	285	805	340	1,250	275	--
Owned - Possédé	23,010	1,975	1,200	550	225	580	275	915	195	--
Rented - Loué	9,335	705	395	250	--	225	--	335	--	--
Wellington	17,765	4,780	4,160	425	195	2,925	1,145	505	185	--
Owned - Possédé	13,050	3,760	3,280	330	150	2,250	980	380	135	--
Rented - Loué	4,715	1,020	880	--	--	675	165	125	--	--
Wentworth	70,070	5,080	3,530	815	735	2,675	615	1,115	650	--
Owned - Possédé	47,735	3,330	2,460	470	400	1,795	475	725	315	--
Rented - Loué	22,335	1,750	1,070	345	335	880	140	390	335	--
York	288,935	18,440	14,350	2,565	1,525	12,955	1,270	2,515	1,640	--
Owned - Possédé	205,575	12,030	9,630	1,555	845	8,710	920	1,585	760	--
Rented - Loué	83,360	6,410	4,720	1,010	680	4,245	350	930	880	--
<b>Manitoba</b>										
	202,400	29,665	20,125	7,790	1,750	9,985	14,490	1,380	3,785	--
Owned - Possédé	144,645	23,260	15,760	6,215	1,285	7,565	12,105	1,085	2,520	--
Rented - Loué	57,755	6,405	4,365	1,575	465	2,420	2,385	325	1,265	--
Division No. 1	5,380	1,135	770	270	--	--	975	--	--	--
Owned - Possédé	4,735	950	625	255	--	--	805	--	--	--
Rented - Loué	645	185	145	--	--	--	170	--	--	--
Division No. 2	8,955	2,525	1,945	505	--	1,390	880	120	135	--
Owned - Possédé	7,630	2,120	1,600	445	--	1,130	775	100	115	--
Rented - Loué	1,325	405	345	--	--	260	105	--	--	--
Division No. 3	6,030	1,245	980	240	--	730	345	--	125	--
Owned - Possédé	4,685	960	745	190	--	580	250	--	105	--
Rented - Loué	1,345	285	235	--	--	150	--	--	--	--
Division No. 4	4,230	1,440	1,060	360	--	1,060	110	100	170	--
Owned - Possédé	3,165	1,015	730	275	--	755	--	--	130	--
Rented - Loué	1,065	425	330	--	--	305	--	--	--	--

TABLE 29. Occupied dwellings by tenure showing supplementary heating equipment and fuel, for counties and census divisions, 1951 - Continued

TABLEAU 29. Logements occupés selon le mode d'occupation, et appareil et combustible supplémentaires de chauffage, comtés et divisions de recensement, 1951 - suite

County or census division, and tenure Comté ou division de recensement et mode d'occupation	Total	Dwellings with supple- mentary heating Logements avec chauffage supplé- mentaire	Supplementary heating equipment Appareil supplémentaire de chauffage			Supplementary heating fuel Combustible supplémentaire de chauffage				
			Stove Poêle	Portable heater Chauffe- rette portative	Other Autre	Coal or coke Charbon ou coke	Wood Bois	Oil or gas Huile ou gaz	Elec- tricity Élec- tricité	Other Autre
<b>Manitoba - Con.-fin</b>										
Division No. 5	13,900	1,960	1,225	650	--	655	1,025	110	170	--
Owned - Possédé	11,495	1,700	1,080	550	--	550	930	105	115	--
Rented - Loué	2,405	260	145	100	--	105	--	--	--	--
Division No. 6	88,090	6,765	4,430	1,525	810	2,145	2,490	230	1,895	--
Owned - Possédé	52,400	4,180	2,805	875	500	1,440	1,620	140	980	--
Rented - Loué	35,690	2,585	1,625	650	310	705	870	--	915	--
Division No. 7	10,740	1,965	1,365	560	--	1,150	610	--	110	--
Owned - Possédé	7,370	1,510	1,040	435	--	890	450	--	--	--
Rented - Loué	3,370	455	325	125	--	260	160	--	--	--
Division No. 8	5,435	865	560	290	--	515	155	--	150	--
Owned - Possédé	4,060	680	435	230	--	395	115	--	125	--
Rented - Loué	1,375	185	125	--	--	120	--	--	--	--
Division No. 9	15,240	1,740	1,345	285	110	785	685	--	180	--
Owned - Possédé	12,415	1,470	1,125	250	--	635	600	--	170	--
Rented - Loué	2,825	270	220	--	--	150	--	--	--	--
Division No. 10	5,040	915	445	400	--	330	520	--	--	--
Owned - Possédé	4,250	820	415	355	--	290	475	--	--	--
Rented - Loué	790	--	--	--	--	--	--	--	--	--
Division No. 11	7,030	2,350	1,760	525	--	590	1,145	210	400	--
Owned - Possédé	5,610	1,890	1,410	440	--	410	970	170	335	--
Rented - Loué	1,420	460	350	--	--	180	175	--	--	--
Division No. 12	5,640	1,410	920	440	--	--	1,245	--	--	--
Owned - Possédé	4,995	1,300	860	390	--	--	1,160	--	--	--
Rented - Loué	645	110	--	--	--	--	--	--	--	--
Division No. 13	6,320	1,425	785	585	--	140	1,130	--	100	--
Owned - Possédé	5,500	1,260	680	525	--	110	1,010	--	--	--
Rented - Loué	820	165	105	--	--	--	120	--	--	--
Division No. 14	6,185	1,105	745	210	150	115	870	--	--	--
Owned - Possédé	5,225	940	645	180	115	--	785	--	--	--
Rented - Loué	960	165	100	--	--	--	--	--	--	--
Division No. 15	3,210	520	240	225	--	--	385	--	--	--
Owned - Possédé	2,820	490	230	205	--	--	360	--	--	--
Rented - Loué	390	--	--	--	--	--	--	--	--	--
Division No. 16	10,975	2,300	1,550	720	--	210	1,920	--	--	--
Owned - Possédé	8,290	1,975	1,335	615	--	145	1,730	--	--	--
Rented - Loué	2,685	325	215	105	--	--	190	--	--	--
<b>Saskatchewan</b>	<b>221,435</b>	<b>38,615</b>	<b>25,830</b>	<b>10,550</b>	<b>2,235</b>	<b>18,320</b>	<b>14,860</b>	<b>4,750</b>	<b>635</b>	<b>--</b>
Owned - Possédé	164,800	30,435	20,080	8,555	1,800	13,680	12,725	3,610	385	--
Rented - Loué	56,635	8,180	5,750	1,995	435	4,640	2,135	1,140	250	--
Division No. 1	9,475	2,525	1,795	685	--	1,875	535	--	--	--
Owned - Possédé	7,205	1,765	1,245	480	--	1,240	470	--	--	--
Rented - Loué	2,270	760	550	205	--	635	--	--	--	--
Division No. 2	8,700	1,045	685	195	165	865	--	175	--	--
Owned - Possédé	6,080	720	470	155	--	590	--	125	--	--
Rented - Loué	2,620	325	215	--	--	275	--	--	--	--
Division No. 3	8,175	1,780	1,135	520	125	1,345	--	365	--	--
Owned - Possédé	6,165	1,360	840	415	105	995	--	325	--	--
Rented - Loué	2,010	420	295	105	--	350	--	--	--	--
Division No. 4	5,005	625	485	110	--	515	--	--	--	--
Owned - Possédé	3,845	460	370	--	--	380	--	--	--	--
Rented - Loué	1,160	165	115	--	--	135	--	--	--	--
Division No. 5	12,950	3,800	3,060	675	--	1,005	2,540	225	--	--
Owned - Possédé	10,470	3,160	2,575	540	--	790	2,195	160	--	--
Rented - Loué	2,480	640	485	135	--	215	345	--	--	--
Division No. 6	30,535	3,500	2,505	885	110	2,130	685	545	130	--
Owned - Possédé	19,735	2,535	1,800	660	--	1,510	550	395	--	--
Rented - Loué	10,800	965	705	225	--	620	135	150	--	--
Division No. 7	14,620	2,670	1,595	910	165	1,870	--	710	--	--
Owned - Possédé	9,620	2,010	1,185	720	105	1,420	--	540	--	--
Rented - Loué	5,000	660	410	190	--	450	--	170	--	--

TABLE 29. Occupied dwellings by tenure showing supplementary heating equipment and fuel, for counties and census divisions, 1951 - Continued

TABLEAU 29. Logements occupés selon le mode d'occupation, et appareil et combustible supplémentaires de chauffage, comtés et divisions de recensement, 1951 - suite

County or census division, and tenure Comté ou division de recensement et mode d'occupation	Total	Dwellings with supple- mentary heating Logements avec chauffage supplé- mentaire	Supplementary heating equipment Appareil supplémentaire de chauffage			Supplementary heating fuel Combustible supplémentaire de chauffage				
			Stove Poêle	Portable heater Chauffe- rette portative	Other Autre	Coal or coke Charbon ou coke	Wood Bois	Oil or gas Huile ou gaz	Elec- tricity Élec- tricité	Other Autre
<b>Saskatchewan - Con. - fin</b>										
Division No. 8 .....	10,230	1,450	830	515	105	1,105	--	315	--	--
Owned - Possédé .....	7,205	1,040	600	360	--	795	--	225	--	--
Rented - Loué .....	3,025	410	230	155	--	310	--	--	--	--
Division No. 9 .....	14,275	3,240	1,990	1,050	200	795	2,300	140	--	--
Owned - Possédé .....	11,575	2,700	1,530	995	175	605	1,980	110	--	--
Rented - Loué .....	2,700	540	460	--	--	190	320	--	--	--
Division No. 10 .....	9,580	2,050	1,180	650	220	545	1,275	200	--	--
Owned - Possédé .....	8,045	1,755	1,000	560	195	455	1,110	170	--	--
Rented - Loué .....	1,535	295	180	--	--	--	165	--	--	--
Division No. 11 .....	23,525	2,400	1,785	515	100	1,785	--	390	130	--
Owned - Possédé .....	16,005	1,705	1,290	335	--	1,280	--	275	--	--
Rented - Loué .....	7,520	695	495	180	--	505	--	115	--	--
Division No. 12 .....	7,795	1,415	895	460	--	925	180	285	--	--
Owned - Possédé .....	5,725	1,075	655	365	--	715	140	205	--	--
Rented - Loué .....	2,070	340	240	--	--	210	--	--	--	--
Division No. 13 .....	8,205	1,130	720	320	--	890	--	195	--	--
Owned - Possédé .....	6,135	835	510	245	--	660	--	135	--	--
Rented - Loué .....	2,070	295	210	--	--	230	--	--	--	--
Division No. 14 .....	16,360	3,100	1,950	1,030	120	640	2,205	245	--	--
Owned - Possédé .....	13,350	2,635	1,605	935	--	525	1,910	190	--	--
Rented - Loué .....	3,010	465	345	--	--	115	295	--	--	--
Division No. 15 .....	19,670	4,255	3,355	605	295	1,540	2,380	270	--	--
Owned - Possédé .....	15,630	3,645	2,885	510	250	1,315	2,060	220	--	--
Rented - Loué .....	4,040	610	470	--	--	225	320	--	--	--
Division No. 16 .....	11,250	1,915	940	890	--	310	1,420	115	--	--
Owned - Possédé .....	8,865	1,570	745	750	--	235	1,205	--	--	--
Rented - Loué .....	2,385	345	195	140	--	--	215	--	--	--
Division No. 17 .....	7,770	1,235	510	485	240	110	700	405	--	--
Owned - Possédé .....	6,330	1,070	430	420	220	100	615	340	--	--
Rented - Loué .....	1,440	165	--	--	--	--	--	--	--	--
Division No. 18 .....	3,335	480	415	--	--	--	390	--	--	--
Owned - Possédé .....	2,815	395	345	--	--	--	310	--	--	--
Rented - Loué .....	520	--	--	--	--	--	--	--	--	--
<b>Alberta .....</b>	<b>250,750</b>	<b>44,975</b>	<b>20,215</b>	<b>10,830</b>	<b>13,930</b>	<b>13,155</b>	<b>7,570</b>	<b>21,460</b>	<b>2,725</b>	<b>--</b>
Owned - Possédé .....	179,055	32,870	15,270	8,270	9,330	10,460	6,615	13,705	2,050	--
Rented - Loué .....	71,695	12,105	4,945	2,560	4,600	2,695	955	7,755	675	--
Division No. 1 .....	9,905	2,625	1,475	495	655	525	125	1,920	--	--
Owned - Possédé .....	6,555	1,895	1,055	365	475	455	115	1,300	--	--
Rented - Loué .....	3,350	730	420	130	180	--	--	620	--	--
Division No. 2 .....	18,645	3,580	1,835	745	1,000	860	--	2,320	300	--
Owned - Possédé .....	12,650	2,360	1,260	450	650	570	--	1,490	225	--
Rented - Loué .....	5,995	1,220	575	295	350	290	--	830	--	--
Division No. 3 .....	4,625	610	450	--	--	275	--	300	--	--
Owned - Possédé .....	3,295	470	345	--	--	230	--	210	--	--
Rented - Loué .....	1,330	140	105	--	--	--	--	--	--	--
Division No. 4 .....	7,960	1,095	755	250	--	380	--	495	205	--
Owned - Possédé .....	5,635	830	580	180	--	240	--	415	160	--
Rented - Loué .....	2,325	265	175	--	--	140	--	--	--	--
Division No. 5 .....	4,835	440	325	--	--	315	--	100	--	--
Owned - Possédé .....	3,725	315	230	--	--	235	--	--	--	--
Rented - Loué .....	1,110	125	--	--	--	--	--	--	--	--
Division No. 6 .....	55,095	11,980	2,715	1,590	7,675	1,280	130	9,500	1,055	--
Owned - Possédé .....	35,010	7,490	1,645	935	4,910	870	120	5,710	775	--
Rented - Loué .....	20,085	4,490	1,070	655	2,765	410	--	3,790	280	--
Division No. 7 .....	8,115	1,115	885	195	--	705	190	190	--	--
Owned - Possédé .....	6,330	925	765	130	--	570	160	170	--	--
Rented - Loué .....	1,785	190	120	--	--	135	--	--	--	--
Division No. 8 .....	19,225	2,640	1,905	410	325	1,620	290	570	160	--
Owned - Possédé .....	14,435	2,150	1,585	315	250	1,355	240	425	130	--
Rented - Loué .....	4,790	490	320	--	--	265	--	145	--	--





TABLE 30. Occupied dwellings by tenure showing supplementary heating equipment and fuel, for incorporated cities, towns, and villages of 10,000 population and over, 1951 - Continued

TABLEAU 30. Logements occupés selon le mode d'occupation, et appareil et combustible supplémentaires de chauffage, cités, villes et villages constitués de 10,000 et plus, 1951 - suite

City, town or village, and tenure Cité, ville ou village et mode d'occupation	Total	Dwellings with supplementary heating Logements avec chauffage supplé- mentaire	Supplementary heating equipment Appareil supplémentaire de chauffage			Supplementary heating fuel Combustible supplémentaire de chauffage				
			Stove Poêle	Portable heater Chauffe- rette portative	Other Autre	Coal or coke Charbon ou coke	Wood Bois	Oil or gas Huile ou gaz	Elec- tricity Élec- tricité	Other Autre
Québec - Con. - suite										
Chicoutimi	3,875	645	310	195	140	--	105	--	365	--
Owned - Possédé	1,625	355	165	100	--	--	--	--	190	--
Rented - Loué	2,250	290	145	--	--	--	--	--	175	--
Drummondville	3,160	470	230	--	150	--	155	--	175	--
Owned - Possédé	1,020	210	105	--	--	--	--	--	--	--
Rented - Loué	2,140	260	125	--	--	--	--	--	140	--
Granby	4,990	455	295	--	--	--	125	120	170	--
Owned - Possédé	1,960	190	130	--	--	--	--	--	--	--
Rented - Loué	3,030	265	165	--	--	--	--	--	120	--
Grand'Mère	2,390	215	115	--	--	--	--	--	--	--
Owned - Possédé	955	125	--	--	--	--	--	--	--	--
Rented - Loué	1,435	--	--	--	--	--	--	--	--	--
Hull	9,325	1,520	985	190	345	365	530	440	185	--
Owned - Possédé	4,175	850	570	--	210	205	315	250	--	--
Rented - Loué	5,150	670	415	120	135	160	215	190	105	--
Jacques-Cartier	4,780	755	455	115	185	215	--	280	205	--
Owned - Possédé	3,285	625	365	--	165	190	--	230	160	--
Rented - Loué	1,495	130	--	--	--	--	--	--	--	--
Joliette	3,250	520	265	--	225	--	--	345	--	--
Owned - Possédé	1,030	175	105	--	--	--	--	125	--	--
Rented - Loué	2,220	345	160	--	165	--	--	220	--	--
Jonquière	3,755	345	215	--	--	--	--	--	130	--
Owned - Possédé	1,640	210	135	--	--	--	--	--	--	--
Rented - Loué	2,115	135	--	--	--	--	--	--	--	--
Lachine	6,385	1,310	885	115	310	560	--	555	105	--
Owned - Possédé	2,675	390	290	--	--	200	--	105	--	--
Rented - Loué	3,710	920	595	--	250	360	--	450	--	--
Lasalle	2,790	430	305	110	--	135	--	170	105	--
Owned - Possédé	1,235	180	125	--	--	--	--	--	--	--
Rented - Loué	1,555	250	180	--	--	--	--	--	--	--
Lévis	2,435	355	285	--	--	--	--	105	115	--
Owned - Possédé	1,385	255	215	--	--	--	--	--	--	--
Rented - Loué	1,050	100	--	--	--	--	--	--	--	--
Longueuil	2,485	290	160	--	--	--	--	135	--	--
Owned - Possédé	1,225	130	--	--	--	--	--	--	--	--
Rented - Loué	1,260	160	--	--	--	--	--	--	--	--
Magog	2,725	325	300	--	--	--	145	170	--	--
Owned - Possédé	1,140	110	100	--	--	--	--	100	--	--
Rented - Loué	1,585	215	200	--	--	--	100	105	--	--
Montréal	247,485	26,590	16,510	5,530	4,550	8,140	2,770	11,470	4,050	160
Owned - Possédé	43,215	4,905	3,105	935	865	1,535	605	2,080	645	--
Rented - Loué	204,270	21,685	13,405	4,595	3,685	6,605	2,165	9,390	3,405	120
Montréal N.	2,985	635	405	--	135	215	--	285	--	--
Owned - Possédé	1,675	395	250	--	100	175	--	160	--	--
Rented - Loué	1,310	240	155	--	--	--	--	125	--	--
Mont-Royal	3,110	--	--	--	--	--	--	--	--	--
Owned - Possédé	2,210	--	--	--	--	--	--	--	--	--
Rented - Loué	900	--	--	--	--	--	--	--	--	--
Outremont	7,420	315	120	165	--	--	--	--	150	--
Owned - Possédé	2,375	--	--	--	--	--	--	--	--	--
Rented - Loué	5,045	265	120	125	--	--	--	--	115	--
Québec	34,970	2,640	1,390	1,020	230	285	280	840	1,230	--
Owned - Possédé	8,540	745	375	295	--	105	--	220	340	--
Rented - Loué	26,430	1,895	1,015	725	155	180	200	620	890	--
Rimouski	2,100	185	135	--	--	--	120	--	--	--
Owned - Possédé	1,125	110	--	--	--	--	--	--	--	--
Rented - Loué	975	--	--	--	--	--	--	--	--	--
Rouyn	3,015	405	160	190	--	--	105	--	205	--
Owned - Possédé	1,125	115	--	--	--	--	--	--	--	--
Rented - Loué	1,890	290	120	145	--	--	--	--	145	--

TABLE 30. Occupied dwellings by tenure showing supplementary heating equipment and fuel, for incorporated cities, towns, and villages of 10,000 population and over, 1951 - Continued

TABLEAU 30. Logements occupés selon le mode d'occupation, et appareil et combustible supplémentaires de chauffage, cités, villes et villages constitués de 10,000 et plus, 1951 - suite

City, town or village, and tenure Cité, ville ou village et mode d'occupation	Total	Dwellings with supple- mentary heating Logements avec chauffage supplé- mentaire	Supplementary heating equipment Appareil supplémentaire de chauffage			Supplementary heating fuel Combustible supplémentaire de chauffage				
			Stove Poêle	Portable heater Chauffe- rette portative	Other Autre	Coal or coke Charbon ou coke	Wood Bois	Oil or gas Huile ou gaz	Elec- tricity Élec- tricité	Other Autre
<b>Québec - Con.-fin</b>										
St-Hyacinthe .....	4,420	475	360	--	--	--	--	270	--	--
Owned - Possédé .....	1,175	160	120	--	--	--	--	--	--	--
Rented - Loué .....	3,245	315	240	--	--	--	--	200	--	--
St-Jean .....	4,090	505	295	155	--	--	--	210	175	--
Owned - Possédé .....	1,320	160	--	--	--	--	--	--	--	--
Rented - Loué .....	2,770	345	220	--	--	--	--	130	120	--
St-Jérôme (Terrebonne Co.) .....	3,990	355	--	130	145	--	--	250	--	--
Owned - Possédé .....	1,470	205	--	--	--	--	--	145	--	--
Rented - Loué .....	2,520	150	--	--	--	--	--	105	--	--
St-Laurent .....	4,975	370	225	--	--	--	--	185	--	--
Owned - Possédé .....	1,910	200	140	--	--	--	--	105	--	--
Rented - Loué .....	3,065	170	--	--	--	--	--	--	--	--
St-Michel .....	2,255	390	145	160	--	105	--	205	--	--
Owned - Possédé .....	1,395	245	100	100	--	--	--	130	--	--
Rented - Loué .....	860	145	--	--	--	--	--	--	--	--
Shawinigan Falls .....	5,670	400	205	100	--	--	100	105	115	--
Owned - Possédé .....	1,310	155	--	--	--	--	--	--	--	--
Rented - Loué .....	4,360	245	110	--	--	--	--	--	--	--
Sherbrooke .....	11,545	1,510	950	225	335	285	450	630	140	--
Owned - Possédé .....	3,785	640	450	--	145	125	235	235	--	--
Rented - Loué .....	7,760	870	500	180	190	160	215	395	100	--
Sillery .....	2,155	--	--	--	--	--	--	--	--	--
Owned - Possédé .....	1,440	--	--	--	--	--	--	--	--	--
Rented - Loué .....	715	--	--	--	--	--	--	--	--	--
Sorel .....	3,065	490	325	--	--	--	105	270	--	--
Owned - Possédé .....	1,400	270	185	--	--	--	--	160	--	--
Rented - Loué .....	1,665	220	140	--	--	--	--	110	--	--
Thetford Mines .....	3,330	300	250	--	--	--	220	--	--	--
Owned - Possédé .....	1,945	220	200	--	--	--	165	--	--	--
Rented - Loué .....	1,385	--	--	--	--	--	--	--	--	--
Trois-Rivières .....	9,530	1,050	620	270	160	160	210	290	380	--
Owned - Possédé .....	2,670	370	220	--	--	--	105	--	100	--
Rented - Loué .....	6,860	680	400	200	--	--	105	200	280	--
Valleyfield (Salaberry-de-) .....	4,890	675	405	115	155	210	--	320	--	--
Owned - Possédé .....	2,020	330	195	--	--	130	--	135	--	--
Rented - Loué .....	2,870	345	210	--	--	--	--	185	--	--
Verdun .....	19,805	3,135	2,470	495	170	1,165	260	1,370	330	--
Owned - Possédé .....	3,130	385	305	--	--	115	--	200	--	--
Rented - Loué .....	16,675	2,750	2,165	440	145	1,050	225	1,170	295	--
Victoriaville .....	2,890	620	540	--	--	--	410	110	100	--
Owned - Possédé .....	1,335	320	300	--	--	--	265	--	--	--
Rented - Loué .....	1,555	300	240	--	--	--	145	--	--	--
Westmount .....	6,260	230	--	145	--	--	--	--	135	--
Owned - Possédé .....	3,180	125	--	--	--	--	--	--	--	--
Rented - Loué .....	3,080	105	--	--	--	--	--	--	--	--
<b>Ontario</b>										
Barrie .....	3,525	405	330	--	--	245	--	--	--	--
Owned - Possédé .....	2,225	235	200	--	--	135	--	--	--	--
Rented - Loué .....	1,300	170	130	--	--	110	--	--	--	--
Belleville .....	5,465	955	920	--	--	660	--	195	--	--
Owned - Possédé .....	2,945	520	505	--	--	340	--	120	--	--
Rented - Loué .....	2,520	435	415	--	--	320	--	--	--	--
Brantford .....	10,375	1,400	660	430	310	495	--	530	325	--
Owned - Possédé .....	6,410	895	405	295	195	325	--	315	210	--
Rented - Loué .....	3,965	505	255	135	115	170	--	215	115	--
Brockville .....	3,385	700	625	--	--	570	--	--	--	--
Owned - Possédé .....	1,635	320	280	--	--	245	--	--	--	--
Rented - Loué .....	1,750	380	345	--	--	325	--	--	--	--

TABLE 30. Occupied dwellings by tenure showing supplementary heating equipment and fuel, for incorporated cities, towns, and villages of 10,000 population and over, 1951 - Continued

TABLEAU 30. Logements occupés selon le mode d'occupation, et appareil et combustible supplémentaires de chauffage, cités, villes et villages constitués de 10,000 et plus, 1951 - suite

City, town or village, and tenure Cité, ville ou village et mode d'occupation	Total	Dwellings with supple- mentary heating Logements avec chauffage supplé- mentaire	Supplementary heating equipment Appareil supplémentaire de chauffage			Supplementary heating fuel Combustible supplémentaire de chauffage				
			Stove Poêle	Portable heater Chauffe- rette portative	Other Autre	Coal or coke Charbon ou coke	Wood Bois	Oil or gas Huile ou gaz	Elec- tricity Élec- tricité	Other Autre
<b>Ontario - Con. - suite</b>										
Chatham	6,105	750	470	185	--	--	--	595	--	--
Owned - Possédé	3,440	480	275	130	--	--	--	395	--	--
Rented - Loué	2,665	270	195	--	--	--	--	200	--	--
Cornwall	4,100	625	515	--	--	280	105	185	--	--
Owned - Possédé	1,730	265	235	--	--	125	--	--	--	--
Rented - Loué	2,370	360	280	--	--	155	--	105	--	--
Eastview	3,190	290	170	--	--	--	--	--	--	--
Owned - Possédé	1,450	150	--	--	--	--	--	--	--	--
Rented - Loué	1,740	140	--	--	--	--	--	--	--	--
Forest Hill	4,250	115	--	--	--	--	--	--	--	--
Owned - Possédé	2,885	--	--	--	--	--	--	--	--	--
Rented - Loué	1,365	--	--	--	--	--	--	--	--	--
Fort William	9,300	680	415	205	--	140	265	--	240	--
Owned - Possédé	6,675	455	270	145	--	105	175	--	160	--
Rented - Loué	2,625	225	145	--	--	--	--	--	--	--
Galt	5,470	375	230	--	--	190	--	140	--	--
Owned - Possédé	3,520	185	110	--	--	--	--	--	--	--
Rented - Loué	1,950	190	120	--	--	100	--	--	--	--
Guelph	7,105	900	800	--	--	705	--	--	--	--
Owned - Possédé	4,320	495	455	--	--	390	--	--	--	--
Rented - Loué	2,785	405	345	--	--	315	--	--	--	--
Hamilton	55,340	3,120	1,910	570	640	1,705	115	710	570	--
Owned - Possédé	36,090	1,810	1,170	315	325	1,010	--	445	260	--
Rented - Loué	19,250	1,310	740	255	315	695	--	265	310	--
Kingston	8,710	1,115	940	150	--	720	--	215	100	--
Owned - Possédé	4,115	540	445	--	--	335	--	--	--	--
Rented - Loué	4,595	575	495	--	--	385	--	125	--	--
Kitchener	11,570	495	360	110	--	295	--	--	115	--
Owned - Possédé	7,500	290	235	--	--	165	--	--	--	--
Rented - Loué	4,070	205	125	--	--	130	--	--	--	--
Leaside	4,645	--	--	--	--	--	--	--	--	--
Owned - Possédé	3,780	--	--	--	--	--	--	--	--	--
Rented - Loué	865	--	--	--	--	--	--	--	--	--
London	26,385	2,150	1,125	765	260	690	--	1,075	325	--
Owned - Possédé	15,895	1,220	675	390	155	440	--	590	145	--
Rented - Loué	10,490	930	450	375	105	250	--	485	180	--
Mimico	3,015	175	105	--	--	--	--	--	--	--
Owned - Possédé	2,130	105	--	--	--	--	--	--	--	--
Rented - Loué	885	--	--	--	--	--	--	--	--	--
New Toronto	2,360	--	--	--	--	--	--	--	--	--
Owned - Possédé	1,790	--	--	--	--	--	--	--	--	--
Rented - Loué	570	--	--	--	--	--	--	--	--	--
Niagara Falls	6,105	345	140	145	--	110	--	160	--	--
Owned - Possédé	3,920	190	--	--	--	--	--	--	--	--
Rented - Loué	2,185	155	--	--	--	--	--	--	--	--
North Bay	4,400	395	360	--	--	180	120	--	--	--
Owned - Possédé	3,005	255	225	--	--	130	--	--	--	--
Rented - Loué	1,395	140	135	--	--	--	--	--	--	--
Orillia	3,430	680	495	--	140	265	335	--	--	--
Owned - Possédé	2,435	530	380	--	125	175	305	--	--	--
Rented - Loué	995	150	115	--	--	--	--	--	--	--
Oshawa	11,225	990	770	190	--	640	115	190	--	--
Owned - Possédé	8,245	675	545	115	--	475	--	--	--	--
Rented - Loué	2,980	315	225	--	--	165	--	--	--	--
Ottawa	48,965	3,670	2,790	520	360	1,715	1,005	470	465	--
Owned - Possédé	21,260	1,485	1,115	195	175	730	370	210	165	--
Rented - Loué	27,705	2,185	1,675	325	185	985	635	260	300	--
Owen Sound	4,465	755	670	--	--	405	260	--	--	--
Owned - Possédé	3,080	585	535	--	--	330	210	--	--	--
Rented - Loué	1,385	170	135	--	--	--	--	--	--	--



TABLE 30. Occupied dwellings by tenure showing supplementary heating equipment and fuel, for incorporated cities, towns, and villages of 10,000 population and over, 1951 - Continued

TABLEAU 30. Logements occupés selon le mode d'occupation, et appareil et combustible supplémentaires de chauffage, cités, villes et villages constitués de 10,000 et plus, 1951 - suite

City, town or village, and tenure Cité, ville ou village et mode d'occupation	Total	Dwellings with supple- mentary heating Logements avec chauffage supplé- mentaire	Supplementary heating equipment Appareil supplémentaire de chauffage			Supplementary heating fuel Combustible supplémentaire de chauffage				
			Stove Poêle	Portable heater Chauffe- rette portative	Other Autre	Coal or coke Charbon ou coke	Wood Bois	Oil or gas Huile ou gaz	Elec- tricity Élec- tricité	Other Autre
<b>Ontario - Con.-fin</b>										
Pembroke .....	3,045	395	300	--	--	--	300	--	--	--
Owned - Possédé .....	2,220	305	225	--	--	--	235	--	--	--
Rented - Loué .....	825	--	--	--	--	--	--	--	--	--
Peterborough .....	10,020	1,150	955	135	--	705	150	190	105	--
Owned - Possédé .....	6,370	690	580	--	--	415	110	110	--	--
Rented - Loué .....	3,650	460	375	--	--	290	--	--	--	--
Port Arthur .....	8,425	380	210	135	--	120	105	--	120	--
Owned - Possédé .....	6,275	255	130	--	--	--	--	--	--	--
Rented - Loué .....	2,150	125	--	--	--	--	--	--	--	--
St. Catharines .....	10,380	565	370	150	--	250	--	230	--	--
Owned - Possédé .....	6,595	265	150	--	--	110	--	110	--	--
Rented - Loué .....	3,785	300	220	--	--	140	--	120	--	--
St. Thomas .....	5,540	285	170	--	--	110	--	160	--	--
Owned - Possédé .....	3,450	160	105	--	--	--	--	--	--	--
Rented - Loué .....	2,090	125	--	--	--	--	--	--	--	--
Sarnia .....	9,380	410	170	160	--	--	--	240	100	--
Owned - Possédé .....	6,620	295	105	115	--	--	--	180	--	--
Rented - Loué .....	2,760	115	--	--	--	--	--	--	--	--
Sault Ste. Marie .....	7,855	705	460	210	--	425	--	--	150	--
Owned - Possédé .....	5,330	465	310	130	--	310	--	--	--	--
Rented - Loué .....	2,525	240	150	--	--	115	--	--	--	--
Stratford .....	5,445	860	830	--	--	710	--	--	--	--
Owned - Possédé .....	3,650	675	645	--	--	575	--	--	--	--
Rented - Loué .....	1,795	185	185	--	--	135	--	--	--	--
Sudbury .....	9,450	505	345	135	--	140	160	--	140	--
Owned - Possédé .....	4,435	235	175	--	--	105	105	--	--	--
Rented - Loué .....	5,015	270	170	--	--	--	--	--	105	--
Timmins .....	6,920	1,040	870	110	--	230	700	--	--	--
Owned - Possédé .....	3,380	560	465	--	--	105	400	--	--	--
Rented - Loué .....	3,540	480	405	--	--	125	300	--	--	--
Toronto .....	157,175	9,400	7,205	1,295	900	6,965	400	1,060	940	--
Owned - Possédé .....	97,795	5,225	4,130	635	460	3,990	260	570	375	--
Rented - Loué .....	59,380	4,175	3,075	660	440	2,975	140	490	565	--
Trenton .....	2,770	360	310	--	--	230	--	--	--	--
Owned - Possédé .....	1,490	240	225	--	--	150	--	--	--	--
Rented - Loué .....	1,280	120	--	--	--	--	--	--	--	--
Waterloo .....	3,045	280	255	--	--	175	--	--	--	--
Owned - Possédé .....	2,170	210	190	--	--	130	--	--	--	--
Rented - Loué .....	875	--	--	--	--	--	--	--	--	--
Welland .....	3,935	145	--	--	--	--	--	--	--	--
Owned - Possédé .....	2,585	110	--	--	--	--	--	--	--	--
Rented - Loué .....	1,350	--	--	--	--	--	--	--	--	--
Windsor .....	31,815	1,260	670	355	235	145	--	790	270	--
Owned - Possédé .....	17,300	755	345	230	180	--	--	470	155	--
Rented - Loué .....	14,515	505	325	125	--	--	--	320	115	--
Woodstock .....	4,635	555	330	130	--	150	--	335	--	--
Owned - Possédé .....	2,740	295	175	--	--	--	--	195	--	--
Rented - Loué .....	1,895	260	155	--	--	--	--	140	--	--
<b>Manitoba</b>										
Brandon .....	5,360	665	335	325	--	505	--	--	--	--
Owned - Possédé .....	3,430	480	225	255	--	360	--	--	--	--
Rented - Loué .....	1,930	185	110	--	--	145	--	--	--	--
St. Boniface .....	6,625	360	240	--	--	215	--	--	--	--
Owned - Possédé .....	4,070	230	165	--	--	165	--	--	--	--
Rented - Loué .....	2,555	130	--	--	--	--	--	--	--	--
Winnipeg .....	64,630	3,990	2,425	975	590	1,035	1,385	110	1,455	--
Owned - Possédé .....	34,280	1,880	1,150	400	330	505	700	--	620	--
Rented - Loué .....	30,350	2,110	1,275	575	260	530	685	--	835	--

TABLE 30. Occupied dwellings by tenure showing supplementary heating equipment and fuel, for incorporated cities, towns, and villages of 10,000 population and over, 1951— Concluded

TABLEAU 30. Logements occupés selon le mode d'occupation, et appareil et combustible supplémentaires de chauffage, cités, villes et villages constitués de 10,000 et plus, 1951 — fin

City, town or village, and tenure — Cité, ville ou village et mode d'occupation	Total	Dwellings with supple- mentary heating — Logements avec chauffage supplé- mentaire	Supplementary heating equipment — Appareil supplémentaire de chauffage			Supplementary heating fuel — Combustible supplémentaire de chauffage				
			Stove — Poêle	Portable heater — Chauffe- rette portative	Other — Autre	Coal or coke — Charbon ou coke	Wood — Bois	Oil or gas — Huile ou gaz	Elec- tricity — Élec- tricité	Other — Autre
<b>Saskatchewan</b>										
Moose Jaw .....	7,320	480	370	--	--	370	--	--	--	--
Owned — Possédé .....	4,170	330	260	--	--	260	--	--	--	--
Rented — Loué .....	3,150	150	110	--	--	110	--	--	--	--
Prince Albert .....	4,355	570	505	--	--	150	340	--	--	--
Owned — Possédé .....	2,725	380	350	--	--	125	220	--	--	--
Rented — Loué .....	1,630	190	155	--	--	--	120	--	--	--
Regina .....	19,160	1,420	1,120	260	--	1,050	--	175	--	--
Owned — Possédé .....	11,060	890	715	155	--	680	--	115	--	--
Rented — Loué .....	8,100	530	405	105	--	370	--	--	--	--
Saskatoon .....	14,980	765	625	110	--	610	--	--	--	--
Owned — Possédé .....	9,585	500	425	--	--	420	--	--	--	--
Rented — Loué .....	5,395	265	200	--	--	190	--	--	--	--
<b>Alberta</b>										
Calgary .....	37,710	9,705	1,355	1,060	7,290	--	--	8,920	690	--
Owned — Possédé .....	22,240	5,815	655	585	4,575	--	--	5,255	500	--
Rented — Loué .....	15,470	3,890	700	475	2,715	--	--	3,665	190	--
Edmonton .....	42,925	4,900	1,180	935	2,785	530	--	3,950	340	--
Owned — Possédé .....	26,325	2,925	570	615	1,740	360	--	2,270	250	--
Rented — Loué .....	16,600	1,975	610	320	1,045	170	--	1,680	--	--
Lethbridge .....	6,580	1,935	650	405	880	--	--	1,810	--	--
Owned — Possédé .....	3,955	1,200	430	200	570	--	--	1,110	--	--
Rented — Loué .....	2,625	735	220	205	310	--	--	700	--	--
Medicine Hat .....	4,925	1,265	605	240	420	--	--	1,220	--	--
Owned — Possédé .....	2,910	765	325	160	280	--	--	745	--	--
Rented — Loué .....	2,015	500	280	--	140	--	--	475	--	--
<b>British Columbia</b>										
New Westminster .....	7,985	435	220	165	--	--	195	--	--	--
Owned — Possédé .....	5,345	270	120	105	--	--	110	--	--	--
Rented — Loué .....	2,640	165	100	--	--	--	--	--	--	--
North Vancouver .....	4,535	480	185	270	--	135	100	105	110	--
Owned — Possédé .....	3,355	355	135	200	--	100	--	--	--	--
Rented — Loué .....	1,180	125	--	--	--	--	--	--	--	--
Penticton .....	3,110	890	680	--	165	260	530	--	--	--
Owned — Possédé .....	2,290	640	475	--	135	200	390	--	--	--
Rented — Loué .....	820	250	205	--	--	--	140	--	--	--
Trail .....	3,150	400	125	235	--	125	--	--	220	--
Owned — Possédé .....	1,715	190	--	110	--	--	--	--	110	--
Rented — Loué .....	1,435	210	--	125	--	--	--	--	110	--
Vancouver .....	101,330	9,220	3,870	2,500	2,850	1,835	2,770	2,180	2,065	370
Owned — Possédé .....	63,885	5,720	2,290	1,475	1,955	845	1,930	1,365	1,280	300
Rented — Loué .....	37,445	3,500	1,580	1,025	895	990	840	815	785	--
Victoria .....	15,790	2,240	1,030	605	605	325	800	475	600	--
Owned — Possédé .....	9,195	1,235	535	355	345	150	470	215	370	--
Rented — Loué .....	6,595	1,005	495	250	260	175	330	260	230	--

TABLE 31. Occupied dwellings by tenure showing supplementary heating equipment and fuel, for census metropolitan areas, 1951  
 TABLEAU 31. Logements occupés selon le mode d'occupation, et appareil et combustible supplémentaires de chauffage, zones métropolitaines de recensement, 1951

Census metropolitan area and tenure  Zone métropolitaine de recensement et mode d'occupation	Total	Dwellings with supple- mentary heating  Logements avec chauffage supplé- mentaire	Supplementary heating equipment  Appareil supplémentaire de chauffage			Supplementary heating fuel  Combustible supplémentaire de chauffage				
			Stove — Poêle	Portable heater — Chauf- fette portative	Other — Autre	Coal or coke — Charbon ou coke	Wood — Bois	Oil or gas — Huile ou gaz	Elec- tricity — Élec- tricité	Other — Autre
Calgary .....	40,235	10,140	1,640	1,150	7,350	190	--	9,170	725	--
Owned — Possédé .....	24,135	6,185	905	660	4,620	130	--	5,475	530	--
Rented — Loué .....	16,100	3,955	735	490	2,730	--	--	3,695	195	--
Edmonton .....	46,395	5,450	1,400	1,190	2,860	665	--	4,340	360	--
Owned — Possédé .....	28,880	3,350	750	805	1,795	440	--	2,590	270	--
Rented — Loué .....	17,515	2,100	650	385	1,065	225	--	1,750	--	--
Halifax .....	29,640	2,600	2,110	395	--	1,005	215	1,240	135	--
Owned — Possédé .....	16,230	1,370	1,135	190	--	480	150	670	--	--
Rented — Loué .....	13,410	1,230	975	205	--	525	--	570	--	--
Hamilton .....	68,640	3,940	2,485	750	705	2,120	205	945	645	--
Owned — Possédé .....	46,655	2,415	1,600	445	370	1,330	140	600	325	--
Rented — Loué .....	21,985	1,525	885	305	335	790	--	345	320	--
London .....	32,835	2,985	1,650	940	395	1,110	145	1,315	410	--
Owned — Possédé .....	21,170	1,875	1,100	525	250	775	110	775	215	--
Rented — Loué .....	11,665	1,110	550	415	145	335	--	540	195	--
Montréal .....	334,705	37,870	23,660	8,005	6,205	11,605	3,685	16,175	6,200	205
Owned — Possédé .....	81,570	9,580	5,825	2,090	1,665	2,880	1,010	3,965	1,665	--
Rented — Loué .....	253,135	28,290	17,835	5,915	4,540	8,725	2,675	12,210	4,535	145
Ottawa .....	66,265	6,290	4,365	865	1,060	2,425	1,945	1,155	750	--
Owned — Possédé .....	29,895	3,140	2,100	365	675	1,180	1,040	600	310	--
Rented — Loué .....	36,370	3,150	2,265	500	385	1,245	905	555	440	--
Québec .....	54,930	4,810	2,655	1,505	650	680	785	1,295	2,040	--
Owned — Possédé .....	19,910	2,135	1,220	560	355	370	470	545	745	--
Rented — Loué .....	35,020	2,675	1,435	945	295	310	315	750	1,295	--
Saint John .....	19,735	2,940	2,575	195	170	1,025	750	1,055	110	--
Owned — Possédé .....	7,480	1,145	980	--	--	250	425	420	--	--
Rented — Loué .....	12,255	1,795	1,595	105	--	775	325	635	--	--
St. John's (Nfld.) .....	12,995	3,680	1,580	810	1,290	2,175	--	705	745	--
Owned — Possédé .....	8,565	2,645	1,145	630	870	1,520	--	505	575	--
Rented — Loué .....	4,430	1,035	435	180	420	655	--	200	170	--
Toronto .....	273,200	14,655	11,005	2,245	1,405	10,560	720	1,725	1,590	--
Owned — Possédé .....	193,405	9,075	7,010	1,315	750	6,725	520	1,045	730	--
Rented — Loué .....	79,795	5,580	3,995	930	655	3,835	200	680	860	--
Vancouver .....	153,975	15,285	6,045	4,820	4,420	2,560	5,150	3,375	3,655	545
Owned — Possédé .....	105,445	10,565	3,885	3,340	3,340	1,405	3,835	2,295	2,595	435
Rented — Loué .....	48,530	4,720	2,160	1,480	1,080	1,155	1,315	1,080	1,060	110
Victoria .....	31,620	5,700	2,170	1,635	1,895	675	2,725	875	1,325	100
Owned — Possédé .....	22,010	4,110	1,440	1,215	1,455	410	2,085	545	1,005	--
Rented — Loué .....	9,610	1,590	730	420	440	265	640	330	320	--
Windsor .....	41,595	1,895	1,070	455	370	295	125	1,130	335	--
Owned — Possédé .....	25,605	1,280	675	300	305	210	105	750	210	--
Rented — Loué .....	15,990	615	395	155	--	--	--	380	125	--
Winnipeg .....	95,955	6,475	3,965	1,635	875	2,420	1,815	240	1,995	--
Owned — Possédé .....	58,770	3,875	2,365	945	565	1,635	1,030	145	1,065	--
Rented — Loué .....	37,185	2,600	1,600	690	310	785	785	--	930	--

TABLE 32. Occupied dwellings by tenure showing water supply, bath and toilet facilities, for provinces, rural farm, rural non-farm, and urban size groups, 1951

TABLEAU 32. Logements occupés selon le mode d'occupation, service d'eau et commodités de bain et de toilettes, provinces, régions rurales agricoles, rurales non agricoles, et urbaines par groupe d'importance, 1951

Locality and tenure Localité et mode d'occupation	Total	Water supply (piped inside) — Service d'eau (tuyaux intérieurs)			Installed bathtub or shower — Baignoire ou douche installée			Toilet facilities — Toilettes			
		Hot and cold — Eau chaude et eau froide	Cold only — Eau froide seulement	None — Aucun	Exclusive use — Usage exclusif	Shared use <sup>1</sup> — Usage partagé <sup>1</sup>	None — Aucune commodité	Flush (exclusive) — Avec chasse d'eau (usage exclusif)	Flush (shared) <sup>1</sup> — Avec chasse d'eau (usage partagé <sup>1</sup> )	Chemical — Chimiques	Other — Autres
<b>CANADA</b> .....	<b>3,409,285</b>	<b>1,839,770</b>	<b>583,835</b>	<b>885,690</b>	<b>1,838,095</b>	<b>134,880</b>	<b>1,336,320</b>	<b>2,187,025</b>	<b>141,830</b>	<b>81,780</b>	<b>998,660</b>
Owned — Possédé .....	2,236,953	1,214,315	309,363	713,275	1,191,175	41,560	1,004,220	1,317,320	42,235	64,970	812,430
Rented — Loué .....	1,172,340	725,455	274,470	172,415	746,920	93,320	332,100	869,705	99,595	16,810	186,230
Rural — Rurale .....	1,254,260	291,920	203,390	758,950	269,700	9,410	975,150	342,700	10,605	55,145	845,810
Owned — Possédé .....	1,028,780	235,135	165,145	628,500	216,375	5,505	806,900	275,265	5,785	45,790	701,940
Rented — Loué .....	225,480	56,785	38,245	130,450	53,325	3,905	168,250	67,435	4,820	9,355	143,870
Farm — Agricole .....	629,785	110,295	96,915	422,575	97,895	3,460	528,430	125,695	3,275	27,855	472,960
Owned — Possédé .....	570,260	102,655	90,475	377,130	90,770	2,885	476,605	118,140	2,715	25,365	424,040
Rented — Loué .....	59,525	7,640	6,440	45,445	7,125	575	51,825	7,555	560	2,490	48,920
Non-farm — Non agricole .....	624,475	181,625	106,475	336,375	171,805	5,950	446,720	217,005	7,330	27,290	372,850
Owned — Possédé .....	458,520	132,480	74,670	251,370	125,605	2,620	330,295	157,125	3,070	20,425	277,900
Rented — Loué .....	165,955	49,145	31,805	85,005	46,200	3,330	116,425	59,880	4,260	6,865	94,950
Urban — Urbaine .....	2,155,035	1,647,850	380,445	126,740	1,668,395	125,470	361,170	1,844,325	131,225	26,635	152,850
Owned — Possédé .....	1,208,175	979,180	144,220	84,775	974,800	36,055	197,320	1,042,055	36,450	19,180	110,490
Rented — Loué .....	946,860	668,670	236,225	41,965	693,595	89,415	163,850	802,270	94,775	7,455	42,360
100,000 and over — 100,000 et plus	848,640	694,990	141,555	12,095	723,390	67,400	57,850	770,530	67,630	3,035	7,445
Owned — Possédé .....	390,930	358,920	27,725	4,285	357,595	19,345	13,990	365,395	18,975	1,820	4,740
Rented — Loué .....	457,710	336,070	113,830	7,810	365,795	48,055	43,860	405,135	48,655	1,215	2,705
30,000-99,999 .....	375,015	305,620	55,025	14,370	303,725	22,760	48,530	329,685	25,085	3,785	16,460
Owned — Possédé .....	227,045	196,305	22,050	8,690	196,015	6,480	24,550	205,920	6,675	2,860	11,590
Rented — Loué .....	147,970	109,315	32,975	5,680	107,710	16,280	23,980	123,765	18,410	925	4,870
10,000-29,999 .....	369,795	291,325	62,765	15,705	291,095	16,530	62,170	327,015	17,530	4,445	20,805
Owned — Possédé .....	220,445	182,700	27,370	10,375	182,930	4,385	33,130	197,730	4,545	2,970	15,200
Rented — Loué .....	149,350	108,625	35,395	5,330	108,165	12,145	29,040	129,285	12,985	1,475	5,605
Under 10,000 — Moins de 10,000	561,585	355,915	121,100	84,570	350,185	18,780	192,620	417,095	20,980	15,370	108,140
Owned — Possédé .....	369,755	241,255	67,075	61,425	238,260	5,845	125,650	273,010	6,255	11,530	78,960
Rented — Loué .....	191,830	114,660	54,025	23,145	111,925	12,935	66,970	144,085	14,725	3,840	29,180
<b>Newfoundland</b> .....	<b>70,980</b>	<b>12,425</b>	<b>8,100</b>	<b>50,455</b>	<b>11,640</b>	<b>745</b>	<b>58,595</b>	<b>16,210</b>	<b>1,495</b>	<b>1,200</b>	<b>52,075</b>
Owned — Possédé .....	61,540	8,895	5,300	47,345	8,260	280	53,000	11,195	515	1,110	48,720
Rented — Loué .....	9,440	3,530	2,800	3,110	3,380	465	5,595	5,015	980	--	3,355
Rural — Rurale .....	41,245	1,515	1,615	38,115	1,375	--	39,815	1,730	100	655	38,760
Owned — Possédé .....	39,435	1,020	1,505	36,910	930	--	38,460	1,255	--	630	37,465
Rented — Loué .....	1,810	495	110	1,205	445	--	1,355	475	--	--	1,295
Farm — Agricole .....	2,890	140	190	2,560	140	--	2,740	170	--	--	2,635
Owned — Possédé .....	2,825	125	185	2,515	130	--	2,685	160	--	--	2,580
Rented — Loué .....	--	--	--	--	--	--	--	--	--	--	--
Non-farm — Non agricole .....	38,355	1,375	1,425	35,555	1,235	--	37,075	1,560	--	575	36,125
Owned — Possédé .....	36,610	895	1,320	34,395	800	--	35,775	1,095	--	550	34,885
Rented — Loué .....	1,745	480	105	1,160	435	--	1,300	465	--	--	1,240
Urban — Urbaine .....	29,735	10,910	6,485	12,340	10,265	690	18,780	14,480	1,395	545	13,315
Owned — Possédé .....	22,105	7,875	3,795	10,435	7,330	235	14,540	9,940	430	480	11,255
Rented — Loué .....	7,630	3,035	2,690	1,905	2,935	455	4,240	4,540	965	--	2,060
30,000-99,999 .....	10,570	5,685	4,115	770	5,680	545	4,345	8,595	1,165	--	755
Owned — Possédé .....	6,520	4,225	1,920	375	4,190	165	2,165	5,765	360	--	375
Rented — Loué .....	4,050	1,460	2,195	395	1,490	380	2,180	2,830	805	--	380
Under 10,000 — Moins de 10,000	19,165	5,225	2,370	11,570	4,585	145	14,435	5,885	230	490	12,560
Owned — Possédé .....	15,585	3,650	1,875	10,060	3,140	--	12,375	4,175	--	460	10,880
Rented — Loué .....	3,580	1,575	495	1,510	1,445	--	2,060	1,710	160	--	1,680
<b>Prince Edward Island</b> .....	<b>22,455</b>	<b>8,090</b>	<b>1,595</b>	<b>12,770</b>	<b>6,760</b>	<b>505</b>	<b>15,190</b>	<b>7,460</b>	<b>625</b>	<b>290</b>	<b>14,080</b>
Owned — Possédé .....	18,305	5,485	1,040	11,780	4,550	165	13,590	4,890	200	255	12,960
Rented — Loué .....	4,150	2,605	555	990	2,210	340	1,600	2,570	425	--	1,120
Rural — Rurale .....	16,880	3,745	785	12,350	2,955	--	13,835	3,070	110	240	13,460
Owned — Possédé .....	15,325	3,130	720	11,475	2,420	--	12,845	2,515	--	215	12,520
Rented — Loué .....	1,555	615	--	875	535	--	990	555	--	--	940

1. Refers to the sharing of common facilities by two or more households. — Usage partagé des commodités ordinaires par deux ménages ou plus.

TABLE 32. Occupied dwellings by tenure showing water supply, bath and toilet facilities, for provinces, rural farm, rural non-farm, and urban size groups, 1951 - Continued

TABLEAU 32. Logements occupés selon le mode d'occupation, service d'eau et commodités de bain et de toilettes, provinces, régions rurales agricoles, rurales non agricoles, et urbaines par groupe d'importance, 1951 - suite

Locality and tenure Localité et mode d'occupation	Total	Water supply (piped inside) Service d'eau (tuyaux intérieurs)			Installed bathtub or shower Baignoire ou douche installée			Toilet facilities Toilettes			
		Hot and cold Eau chaude et eau froide	Cold only Eau froide seule- ment	None Aucun	Exclusive use Usage exclusif	Shared use <sup>1</sup> Usage partagé <sup>1</sup>	None Aucune commodi- té	Flush (exclu- sive) Avec chasse d'eau (usage exclusif)	Flush (shared <sup>1</sup> ) Avec chasse d'eau (usage partagé <sup>1</sup> )	Chem- ical Chimi- ques	Other Autres
<b>Prince Edward Island - Con.-fin</b>											
Rural - Con. - Rurale - fin											
Farm - Agricole .....	10,650	1,765	520	8,365	1,275	--	9,330	1,270	--	160	9,160
Owned - Possédé .....	10,280	1,720	490	8,070	1,230	--	9,005	1,230	--	150	8,840
Rented - Loué .....	370	--	--	295	--	--	325	--	--	--	320
Non-farm - Non agricole .....	6,230	1,980	265	3,985	1,680	--	4,505	1,800	--	--	4,300
Owned - Possédé .....	5,045	1,410	230	3,405	1,190	--	3,840	1,285	--	--	3,680
Rented - Loué .....	1,185	570	--	580	490	--	665	515	--	--	620
Urban - Urbaine .....	5,575	4,345	810	420	3,805	415	1,355	4,390	515	--	620
Owned - Possédé .....	2,980	2,355	320	305	2,130	105	745	2,375	125	--	440
Rented - Loué .....	2,595	1,990	490	115	1,675	310	610	2,015	390	--	180
10,000-29,999 .....	3,515	2,920	530	--	2,635	230	650	3,070	290	--	145
Owned - Possédé .....	1,595	1,405	155	--	1,325	--	225	1,460	--	--	--
Rented - Loué .....	1,920	1,515	375	--	1,310	185	425	1,610	230	--	--
Under 10,000 - Moins de 10,000 ..	2,060	1,425	280	355	1,170	185	705	1,320	225	--	475
Owned - Possédé .....	1,385	950	165	270	805	--	520	915	--	--	375
Rented - Loué .....	675	475	115	--	365	125	185	405	160	--	100
<b>Nova Scotia</b>											
Owned - Possédé .....	113,945	50,980	17,190	45,775	45,920	1,265	66,760	52,130	1,475	1,670	58,670
Rented - Loué .....	35,610	20,415	8,490	6,705	17,325	3,535	14,750	21,410	4,880	335	8,985
Rural - Rurale .....	71,125	17,330	9,205	44,590	14,660	400	56,065	16,100	465	1,115	53,445
Owned - Possédé .....	62,865	15,180	7,960	39,725	12,665	260	49,940	13,905	285	1,035	47,640
Rented - Loué .....	8,260	2,150	1,245	4,865	1,995	140	6,125	2,195	180	--	5,805
Farm - Agricole .....	25,750	5,310	3,785	16,655	4,065	130	21,555	4,380	125	470	20,775
Owned - Possédé .....	24,345	5,005	3,510	15,830	3,825	110	20,410	4,115	100	465	19,665
Rented - Loué .....	1,405	305	275	825	240	--	1,145	265	--	--	1,110
Non-farm - Non agricole .....	45,375	12,020	5,420	27,935	10,595	270	34,510	11,720	340	645	32,670
Owned - Possédé .....	38,520	10,175	4,450	23,895	8,840	150	29,530	9,790	185	570	27,975
Rented - Loué .....	6,855	1,845	970	4,040	1,755	120	4,980	1,930	155	--	4,695
Urban - Urbaine .....	78,430	54,065	16,475	7,890	48,585	4,400	25,445	57,440	5,890	890	14,210
Owned - Possédé .....	51,080	35,800	9,230	6,050	33,255	1,005	16,820	38,225	1,190	635	11,030
Rented - Loué .....	27,350	18,265	7,245	1,840	15,330	3,395	8,625	19,215	4,700	255	3,180
30,000-99,999 .....	25,035	20,650	3,895	490	18,215	2,735	4,085	20,585	3,785	--	640
Owned - Possédé .....	13,135	12,030	740	365	11,455	400	1,280	12,095	495	--	540
Rented - Loué .....	11,900	8,620	3,155	125	6,760	2,335	2,805	8,490	3,290	--	100
10,000-29,999 .....	13,675	9,560	3,765	350	8,390	635	4,650	10,995	725	150	1,805
Owned - Possédé .....	9,570	6,600	2,710	260	5,935	210	3,425	7,860	235	--	1,400
Rented - Loué .....	4,105	2,960	1,055	--	2,455	425	1,225	3,135	490	--	405
Under 10,000 - Moins de 10,000 ..	39,720	23,855	8,815	7,050	21,980	1,030	16,710	25,860	1,380	715	11,765
Owned - Possédé .....	28,375	17,170	5,780	5,425	15,865	395	12,115	18,270	460	555	9,090
Rented - Loué .....	11,345	6,685	3,035	1,625	6,115	635	4,595	7,590	920	160	2,675
<b>New Brunswick</b>											
Owned - Possédé .....	81,210	30,730	10,715	39,765	27,340	575	53,295	31,745	725	1,545	47,195
Rented - Loué .....	32,800	20,475	6,410	5,915	18,775	1,385	12,640	23,735	1,850	315	6,900
Rural - Rurale .....	62,225	13,970	7,965	40,290	11,235	375	50,615	13,445	510	1,320	46,950
Owned - Possédé .....	54,710	12,010	6,875	35,825	9,650	195	44,865	11,445	260	1,175	41,830
Rented - Loué .....	7,515	1,960	1,090	4,465	1,585	180	5,750	2,000	250	145	5,120
Farm - Agricole .....	27,865	4,895	3,435	19,535	3,650	100	24,115	4,200	150	570	22,945
Owned - Possédé .....	26,860	4,735	3,325	18,800	3,535	--	23,235	4,075	130	550	22,105
Rented - Loué .....	1,005	160	110	735	115	--	880	125	--	--	840
Non-farm - Non agricole .....	34,360	9,075	4,530	20,755	7,585	275	26,500	9,245	360	750	24,005
Owned - Possédé .....	27,850	7,275	3,550	17,025	6,115	105	21,630	7,370	130	625	19,725
Rented - Loué .....	6,510	1,800	980	3,730	1,470	170	4,870	1,875	230	125	4,280
Urban - Urbaine .....	51,785	37,235	9,160	5,390	34,880	1,585	15,320	42,035	2,065	540	7,145
Owned - Possédé .....	26,500	18,720	3,840	3,940	17,690	380	8,430	20,300	465	370	5,365
Rented - Loué .....	25,285	18,515	5,320	1,450	17,190	1,205	6,890	21,735	1,600	170	1,780

1. Refers to the sharing of common facilities by two or more households. - Usage partagé des commodités ordinaires par deux ménages ou plus.

TABLE 32. Occupied dwellings by tenure showing water supply, bath and toilet facilities, for provinces, rural farm, rural non-farm, and urban size groups, 1951 - Continued

TABLEAU 32. Logements occupés selon le mode d'occupation, service d'eau et commodités de bain et de toilettes, provinces, régions rurales agricoles, rurales non agricoles, et urbaines par groupe d'importance, 1951 - suite

Locality and tenure Localité et mode d'occupation	Total	Water supply (piped inside) Service d'eau (tuyaux intérieurs)			Installed bathtub or shower Baignoire ou douche installée			Toilet facilities Toilettes				
		Hot and cold Eau chaude et eau froide	Cold only Eau froide seule- ment	None Aucun	Exclusive use Usage exclusif	Shared use <sup>1</sup> Usage partagé <sup>1</sup>	None Aucun com- modité	Flush (exclu- sive) Avec chasse d'eau (usage exclusif)	Flush (shared <sup>1</sup> ) Avec chasse d'eau (usage partagé <sup>1</sup> )	Chem- ical Chimi- ques	Other Autres	
<b>New Brunswick - Con. - fin</b>												
Urban - Con. - Urbaine - fin												
30,000-99,999 .....	13,180	9,850	3,080	250	9,175	455	3,550	12,285	600	--	280	
Owned - Possédé .....	2,910	2,440	345	125	2,285	--	565	2,700	--	--	165	
Rented - Loué .....	10,270	7,410	2,735	125	6,890	395	2,985	9,585	560	--	115	
10,000-29,999 .....	18,095	14,395	2,290	1,410	13,480	690	3,925	15,415	805	155	1,720	
Owned - Possédé .....	9,430	7,275	1,135	1,020	6,950	195	2,285	7,835	215	--	1,290	
Rented - Loué .....	8,665	7,120	1,155	390	6,530	495	1,640	7,580	590	--	430	
Under 10,000 - Moins de 10,000 ..	20,510	12,990	3,790	3,730	12,225	440	7,845	14,335	660	370	5,145	
Owned - Possédé .....	14,160	9,005	2,360	2,795	8,455	125	5,580	9,765	210	275	3,910	
Rented - Loué .....	6,350	3,985	1,430	935	3,770	315	2,265	4,570	450	--	1,235	
<b>Québec</b>	<b>858,785</b>	<b>452,250</b>	<b>316,580</b>	<b>89,955</b>	<b>525,690</b>	<b>15,355</b>	<b>317,740</b>	<b>700,385</b>	<b>18,615</b>	<b>15,300</b>	<b>124,485</b>	
Owned - Possédé .....	416,960	202,310	138,660	75,990	201,210	3,285	212,465	293,265	4,335	12,150	107,210	
Rented - Loué .....	441,825	249,940	177,920	13,965	324,480	12,070	105,275	407,120	14,280	3,150	17,275	
Rural - Rurale .....	255,385	68,425	107,200	79,760	57,900	2,110	195,375	128,420	3,605	10,870	112,490	
Owned - Possédé .....	215,435	57,255	88,620	69,560	46,660	1,430	167,345	105,025	2,015	9,360	99,035	
Rented - Loué .....	39,950	11,170	18,580	10,200	11,240	680	28,030	23,395	1,590	1,510	13,455	
Farm - Agricole .....	129,925	27,360	53,975	48,590	19,940	775	109,210	51,320	930	6,160	71,515	
Owned - Possédé .....	125,520	26,405	52,315	46,800	19,085	695	105,740	49,705	835	5,960	69,020	
Rented - Loué .....	4,405	955	1,660	1,790	855	--	3,470	1,615	--	200	2,495	
Non-farm - Non agricole .....	125,460	41,065	53,225	31,170	37,960	1,335	86,165	77,100	2,675	4,710	40,975	
Owned - Possédé .....	89,915	30,850	36,305	22,760	27,575	735	61,605	55,320	1,180	3,400	30,015	
Rented - Loué .....	35,545	10,215	16,920	8,410	10,385	600	24,560	21,780	1,495	1,310	10,960	
Urban - Urbaine .....	603,400	383,825	209,380	10,195	467,790	13,245	122,365	571,965	15,010	4,430	11,995	
Owned - Possédé .....	201,525	145,055	50,040	6,430	154,550	1,855	45,120	188,240	2,320	2,790	8,175	
Rented - Loué .....	401,875	238,770	159,340	3,765	313,240	11,390	77,245	383,725	12,690	1,640	3,820	
100,000 and over - 100,000 et plus	282,455	177,670	104,115	670	240,245	8,330	33,880	273,030	8,650	400	375	
Owned - Possédé .....	51,755	40,875	10,775	105	47,970	525	3,260	50,845	555	160	195	
Rented - Loué .....	230,700	136,795	93,340	565	192,275	7,805	30,620	222,185	8,095	240	180	
30,000-99,999 .....	57,625	39,595	17,685	345	49,320	800	7,505	55,850	1,015	190	570	
Owned - Possédé .....	16,135	12,310	3,605	220	13,555	205	2,375	15,465	200	120	350	
Rented - Loué .....	41,490	27,285	14,080	125	35,765	595	5,130	40,385	815	--	220	
10,000-29,999 .....	107,925	73,230	30,825	3,870	80,320	1,640	25,965	100,825	2,020	1,290	3,790	
Owned - Possédé .....	47,540	35,605	9,350	2,585	36,810	305	10,425	43,630	485	760	2,665	
Rented - Loué .....	60,385	37,625	21,475	1,285	43,510	1,335	15,540	57,195	1,535	530	1,125	
Under 10,000 - Moins de 10,000 ..	155,395	93,330	56,755	5,310	97,905	2,475	55,015	142,260	3,325	2,550	7,260	
Owned - Possédé .....	86,095	56,265	26,310	3,520	56,215	820	29,060	78,300	1,080	1,750	4,965	
Rented - Loué .....	69,300	37,065	30,445	1,790	41,690	1,655	25,955	63,960	2,245	800	2,295	
<b>Ontario</b>	<b>1,181,125</b>	<b>811,145</b>	<b>159,835</b>	<b>210,145</b>	<b>805,035</b>	<b>55,330</b>	<b>320,760</b>	<b>846,760</b>	<b>56,090</b>	<b>22,010</b>	<b>256,265</b>	
Owned - Possédé .....	821,335	557,440	100,955	162,940	562,200	22,090	237,045	582,490	21,955	17,350	199,540	
Rented - Loué .....	359,790	253,705	58,880	47,205	242,835	33,240	83,715	264,270	34,135	4,660	56,725	
Rural - Rurale .....	340,870	105,090	52,325	183,455	105,570	4,190	231,110	109,975	4,195	13,815	212,885	
Owned - Possédé .....	272,800	84,930	42,000	145,870	86,480	2,190	184,130	89,435	2,240	11,360	169,765	
Rented - Loué .....	68,070	20,160	10,325	37,585	19,090	2,000	46,980	20,540	1,955	2,455	43,120	
Farm - Agricole .....	166,955	42,095	26,075	98,785	42,055	1,510	123,390	41,935	1,480	6,180	117,360	
Owned - Possédé .....	148,810	38,470	22,870	87,470	38,545	1,160	109,105	38,385	1,145	5,610	103,670	
Rented - Loué .....	18,145	3,625	3,205	11,315	3,510	350	14,285	3,550	335	570	13,690	
Non farm - Non agricole .....	173,915	62,995	26,250	84,670	63,515	2,680	107,720	68,040	2,715	7,635	95,525	
Owned - Possédé .....	123,990	46,460	19,130	58,400	47,935	1,030	75,025	51,050	1,095	5,750	66,095	
Rented - Loué .....	49,925	16,535	7,120	26,270	15,580	1,650	32,695	16,990	1,620	1,885	29,430	
Urban - Urbaine .....	840,255	706,055	107,510	26,690	699,465	51,140	89,650	736,785	51,895	8,195	43,380	
Owned - Possédé .....	548,535	472,510	58,955	17,070	475,720	19,900	52,915	493,055	19,715	5,990	29,775	
Rented - Loué .....	291,720	233,545	48,555	9,620	223,745	31,240	36,785	243,730	32,180	2,205	13,605	
100,000 and over - 100,000 et plus	319,590	287,940	28,345	3,305	282,750	25,730	11,110	289,595	25,710	1,350	2,935	
Owned - Possédé .....	192,445	177,940	12,960	1,545	176,575	11,125	4,745	178,665	11,005	930	1,845	
Rented - Loué .....	127,145	110,000	15,385	1,760	106,175	14,605	6,365	110,930	14,705	420	1,090	

1. Refers to the sharing of common facilities by two or more households. - Usage partagé des commodités ordinaires par deux ménages ou plus.

TABLE 32. Occupied dwellings by tenure showing water supply, bath and toilet facilities, for provinces, rural farm, rural non-farm, and urban size groups, 1951 - Continued

TABLEAU 32. Logements occupés selon le mode d'occupation, service d'eau et commodités de bain et de toilettes, provinces, régions rurales agricoles, rurales non agricoles, et urbaines par groupe d'importance, 1951 - suite

Locality and tenure Localité et mode d'occupation	Total	Water supply (piped inside) Service d'eau (tuyaux intérieurs)			Installed bathtub or shower Baignoire ou douche installée			Toilet facilities Toilettes				
		Hot and cold Eau chaude et eau froide	Cold only Eau froide seule- ment	None Aucun	Exclusive use Usage exclusif	Shared use <sup>1</sup> Usage par- tagé <sup>1</sup>	None Aucune commodi- té	Flush (exclu- sive) Avec chasse d'eau (usage exclusif)	Flush (shared <sup>1</sup> ) Avec chasse d'eau (usage partagé <sup>1</sup> )	Chemical Chimi- ques	Other Autres	
<b>Ontario - Con.-fin</b>												
Urban - Con. - Urbaine - fin												
30,000-99,999	201,630	173,665	22,545	5,420	169,975	11,200	20,455	178,990	11,280	2,665	8,695	
Owned - Possédé	143,970	127,440	13,050	3,480	127,445	3,965	12,560	131,675	3,860	2,160	6,275	
Rented - Loué	57,660	46,225	9,495	1,940	42,530	7,235	7,895	47,315	7,420	505	2,420	
10,000-29,999	123,375	101,520	19,855	2,000	103,585	5,795	13,995	111,800	6,190	545	4,840	
Owned - Possédé	78,230	66,420	10,595	1,215	68,825	1,800	7,605	72,630	1,860	335	3,405	
Rented - Loué	45,145	35,100	9,260	785	34,760	3,995	6,390	39,170	4,330	210	1,435	
Under 10,000 - Moins de 10,000	195,660	142,930	36,765	15,965	143,155	8,415	44,090	156,400	8,715	3,635	26,910	
Owned - Possédé	133,890	100,710	22,350	10,830	102,875	3,010	28,005	110,085	2,990	2,565	18,250	
Rented - Loué	61,770	42,220	14,415	5,135	40,280	5,405	16,085	46,315	5,725	1,070	8,660	
<b>Manitoba</b>	<b>202,400</b>	<b>100,345</b>	<b>10,040</b>	<b>92,015</b>	<b>87,625</b>	<b>13,210</b>	<b>101,565</b>	<b>90,425</b>	<b>13,365</b>	<b>10,735</b>	<b>87,875</b>	
Owned - Possédé	144,645	63,010	6,090	75,545	58,540	3,845	82,260	58,830	3,570	8,630	73,615	
Rented - Loué	57,755	37,335	3,950	16,470	29,085	9,365	19,305	31,595	9,795	2,105	14,260	
Rural - Rurale	83,690	7,105	2,270	74,315	6,620	290	76,780	4,995	180	5,855	72,660	
Owned - Possédé	69,780	5,175	1,920	62,685	4,730	215	64,835	3,280	105	4,770	61,625	
Rented - Loué	13,910	1,930	350	11,630	1,890	--	11,945	1,715	--	1,085	11,035	
Farm - Agricole	50,945	3,275	1,265	46,405	3,020	130	47,795	2,110	--	3,005	45,760	
Owned - Possédé	45,705	3,005	1,190	41,510	2,775	115	42,815	1,950	--	2,665	41,030	
Rented - Loué	5,240	270	--	4,895	245	--	4,980	160	--	340	4,730	
Non-farm - Non agricole	32,745	3,830	1,005	27,910	3,600	160	28,985	2,885	110	2,850	26,900	
Owned - Possédé	24,075	2,170	730	21,175	1,955	100	22,020	1,330	--	2,105	20,595	
Rented - Loué	8,670	1,660	275	6,735	1,645	--	6,965	1,555	--	745	6,305	
Urban - Urbaine	118,710	93,240	7,770	17,700	81,005	12,920	24,785	85,430	13,185	4,880	15,215	
Owned - Possédé	74,865	57,835	4,170	12,860	53,810	3,630	17,425	55,550	3,465	3,860	11,990	
Rented - Loué	43,845	35,405	3,600	4,840	27,195	9,290	7,360	29,880	9,720	1,020	3,225	
100,000 and over - 100,000 et plus	64,630	59,550	3,905	1,175	50,405	9,985	4,240	54,045	10,285	145	155	
Owned - Possédé	34,280	32,830	1,370	--	30,045	2,750	1,485	31,475	2,680	--	--	
Rented - Loué	30,350	26,720	2,535	1,095	20,360	7,235	2,755	22,570	7,605	--	--	
10,000-29,999	28,930	23,775	1,920	3,235	21,700	1,920	5,310	22,415	1,855	1,440	3,220	
Owned - Possédé	21,605	17,680	1,390	2,535	16,780	620	4,205	17,200	545	1,195	2,665	
Rented - Loué	7,325	6,095	530	700	4,920	1,300	1,105	5,215	1,310	245	555	
Under 10,000 - Moins de 10,000	25,150	9,915	1,945	13,290	8,900	1,015	15,235	8,970	1,045	3,295	11,840	
Owned - Possédé	18,980	7,325	1,410	10,245	6,985	260	11,735	6,875	240	2,615	9,250	
Rented - Loué	6,170	2,590	535	3,045	1,915	755	3,500	2,095	805	680	2,590	
<b>Saskatchewan</b>	<b>221,455</b>	<b>49,485</b>	<b>9,695</b>	<b>162,275</b>	<b>44,010</b>	<b>9,340</b>	<b>168,105</b>	<b>42,395</b>	<b>9,220</b>	<b>16,655</b>	<b>153,185</b>	
Owned - Possédé	164,800	31,330	7,080	126,390	30,655	2,215	131,930	28,635	1,845	13,390	120,930	
Rented - Loué	56,655	18,155	2,615	35,885	13,355	7,125	36,175	13,760	7,375	3,265	32,255	
Rural - Rurale	151,750	7,635	3,530	140,585	7,275	740	143,735	3,890	355	13,550	133,955	
Owned - Possédé	121,430	6,200	2,870	112,360	5,970	495	114,965	2,965	160	11,170	107,135	
Rented - Loué	30,320	1,435	660	28,225	1,305	245	28,770	925	195	2,380	26,820	
Farm - Agricole	99,970	4,375	1,630	93,965	4,145	410	95,415	2,330	130	7,655	89,855	
Owned - Possédé	85,255	3,790	1,410	80,055	3,570	360	81,325	1,985	120	6,705	76,445	
Rented - Loué	14,715	585	220	13,910	575	--	14,090	345	--	950	13,410	
Non-farm - Non agricole	51,780	3,260	1,900	46,620	3,130	330	48,320	1,560	225	5,895	44,100	
Owned - Possédé	36,175	2,410	1,460	32,305	2,400	135	33,640	980	--	4,465	30,690	
Rented - Loué	15,605	850	440	14,315	730	195	14,680	580	185	1,430	13,410	
Urban - Urbaine	69,705	41,850	6,165	21,690	36,735	8,600	24,370	38,505	8,865	3,105	19,230	
Owned - Possédé	43,370	25,130	4,210	14,030	24,685	1,720	16,965	25,670	1,685	2,220	13,795	
Rented - Loué	26,335	16,720	1,955	7,660	12,050	6,880	7,405	12,835	7,180	885	5,435	
30,000-99,999	34,140	24,805	2,690	6,645	21,770	5,000	7,370	23,200	5,200	745	4,995	
Owned - Possédé	20,645	14,840	1,880	3,925	14,605	1,075	4,965	15,515	1,090	480	3,560	
Rented - Loué	13,495	9,965	810	2,720	7,165	3,925	2,405	7,685	4,110	265	1,435	
10,000-29,999	11,675	7,380	810	3,485	6,350	1,950	3,375	6,720	1,970	375	2,610	
Owned - Possédé	6,895	4,210	540	2,145	4,135	315	2,445	4,385	295	245	1,970	
Rented - Loué	4,780	3,170	270	1,340	2,215	1,635	930	2,335	1,675	130	640	

1. Refers to the sharing of common facilities by two or more households.—Usage partagé des commodités ordinaires par deux ménages ou plus.

**TABLE 32. Occupied dwellings by tenure showing water supply, bath and toilet facilities, for provinces, rural farm, rural non-farm, and urban size groups, 1951 - Concluded**

**TABLEAU 32. Logements occupés selon le mode d'occupation, service d'eau et commodités de bain et de toilettes, provinces, régions rurales agricoles, rurales non agricoles, et urbaines par groupe d'importance, 1951 - fin**

Locality and tenure Localité et mode d'occupation	Total	Water supply (piped inside) Service d'eau (tuyaux intérieurs)			Installed bathtub or shower Baignoire ou douche installée			Toilet facilities Toilettes			
		Hot and cold Eau chaude et eau froide	Cold only Eau froide seule- ment	None Aucun	Exclusive use Usage exclusif	Shared use <sup>1</sup> Usage par- tagé <sup>1</sup>	None Aucune commo- dité	Flush (exclu- sive) Avec chasse d'eau (usage exclusif)	Flush (shared <sup>1</sup> ) Avec chasse d'eau (usage partagé <sup>1</sup> )	Chem- ical Chimi- ques	Other Autres
<b>Saskatchewan - Con. - fin</b>											
Urban - Con. - Urbaine - fin											
Under 10,000 - Moins de 10,000	23,890	9,665	2,665	11,560	8,615	1,650	13,625	8,585	1,695	1,985	11,625
Owned - Possédé	15,830	6,080	1,790	7,960	5,945	330	9,555	5,770	300	1,495	8,265
Rented - Loué	8,060	3,585	875	3,600	2,670	1,320	4,070	2,815	1,395	490	3,360
<b>Alberta</b>	<b>250,750</b>	<b>111,710</b>	<b>12,785</b>	<b>126,255</b>	<b>95,355</b>	<b>17,215</b>	<b>138,180</b>	<b>96,475</b>	<b>16,990</b>	<b>7,980</b>	<b>129,305</b>
Owned - Possédé	179,053	73,055	8,923	97,075	67,970	4,083	107,000	67,610	3,963	6,280	101,200
Rented - Loué	71,695	38,655	3,860	29,180	27,385	13,130	31,180	28,865	13,025	1,700	28,105
Rural - Rurale	125,325	13,135	5,285	106,905	12,215	465	112,645	10,620	400	5,485	108,820
Owned - Possédé	100,395	10,655	4,030	85,715	10,110	315	89,970	8,625	280	4,460	87,030
Rented - Loué	24,930	2,480	1,255	21,190	2,105	150	22,675	1,995	120	1,025	21,790
Farm - Agricole	85,095	7,825	2,385	74,885	7,470	245	77,380	6,425	225	3,015	75,430
Owned - Possédé	73,915	7,090	2,065	64,760	6,840	220	66,855	5,855	190	2,675	65,195
Rented - Loué	11,180	735	320	10,125	630	--	10,525	570	--	340	10,235
Non-farm - Non agricole	40,230	5,310	2,900	32,020	4,745	220	35,265	4,195	175	2,470	33,390
Owned - Possédé	26,480	3,560	1,965	20,955	3,270	--	23,115	2,770	--	1,785	21,835
Rented - Loué	13,750	1,750	935	11,065	1,475	125	12,150	1,425	--	685	11,555
Urban - Urbaine	125,425	98,575	7,500	19,350	83,140	16,750	25,535	85,855	16,590	2,495	20,485
Owned - Possédé	78,660	62,405	4,895	11,360	57,860	3,770	17,030	58,985	3,685	1,820	14,170
Rented - Loué	46,765	36,170	2,605	7,990	25,280	12,980	8,505	26,870	12,905	675	6,315
100,000 and over - 100,000 et plus	80,635	72,560	2,260	5,815	60,930	13,535	6,170	63,010	13,305	820	3,500
Owned - Possédé	48,565	44,970	1,260	2,335	41,995	2,850	3,720	42,880	2,785	540	2,360
Rented - Loué	32,070	27,590	1,000	3,480	18,935	10,685	2,450	20,130	10,520	280	1,140
10,000-29,999	11,505	10,005	1,035	465	8,260	1,800	1,445	8,615	1,770	--	1,045
Owned - Possédé	6,865	6,050	620	195	5,475	510	880	5,665	465	--	685
Rented - Loué	4,640	3,955	415	270	2,785	1,290	565	2,950	1,305	--	360
Under 10,000 - Moins de 10,000	33,285	16,010	4,205	13,070	13,950	1,415	17,920	14,230	1,515	1,600	15,940
Owned - Possédé	23,230	11,385	3,015	8,830	10,390	410	12,430	10,440	435	1,230	11,125
Rented - Loué	10,055	4,625	1,190	4,240	3,560	1,005	5,490	3,790	1,080	370	4,815
<b>British Columbia</b>											
Owned - Possédé	235,160	191,080	13,410	30,670	184,530	3,755	46,875	186,530	3,650	2,590	42,390
Rented - Loué	102,620	80,640	8,990	12,990	68,090	12,665	21,865	71,365	12,850	1,155	17,250
Rural - Rurale	105,765	53,970	13,210	38,585	49,895	695	55,175	50,455	685	2,240	52,385
Owned - Possédé	76,605	39,585	8,645	28,375	36,760	300	39,545	36,815	280	1,615	37,895
Rented - Loué	29,160	14,385	4,565	10,210	13,135	395	15,630	13,640	405	625	14,490
Farm - Agricole	29,740	13,255	3,655	12,830	12,135	105	17,500	11,555	100	560	17,525
Owned - Possédé	26,745	12,310	3,115	11,320	11,235	--	15,430	10,680	--	505	15,490
Rented - Loué	2,995	945	540	1,510	900	--	2,070	875	--	--	2,035
Non-farm - Non agricole	76,025	40,715	9,555	25,755	37,760	590	37,675	38,900	585	1,680	34,860
Owned - Possédé	49,860	27,275	5,530	17,055	25,525	220	24,115	26,135	210	1,110	22,405
Rented - Loué	26,165	13,440	4,025	8,700	12,235	370	13,560	12,765	375	570	12,455
Urban - Urbaine	232,015	217,750	9,190	5,075	202,725	15,725	13,565	207,440	15,815	1,505	7,255
Owned - Possédé	158,555	151,495	4,765	2,295	147,770	3,455	7,330	149,715	3,370	975	4,495
Rented - Loué	73,460	66,255	4,425	2,780	54,955	12,270	6,235	57,725	12,445	530	2,760
100,000 and over - 100,000 et plus	101,330	97,270	2,930	1,130	89,060	9,820	2,450	90,850	9,680	320	480
Owned - Possédé	63,885	62,305	1,360	220	61,010	2,095	780	61,530	1,950	140	265
Rented - Loué	37,445	34,965	1,570	910	28,050	7,725	1,670	29,320	7,730	180	215
30,000-99,999	32,835	31,370	1,015	450	29,590	2,025	1,220	30,180	2,040	--	525
Owned - Possédé	23,730	23,020	510	200	22,480	610	640	22,705	630	--	325
Rented - Loué	9,105	8,350	505	250	7,110	1,415	580	7,475	1,410	--	200
10,000-29,999	51,100	48,540	1,735	825	46,375	1,870	2,855	47,160	1,905	405	1,630
Owned - Possédé	38,715	37,455	875	385	36,695	385	1,635	37,065	385	210	1,055
Rented - Loué	12,385	11,085	860	440	9,680	1,485	1,220	10,095	1,520	195	575
Under 10,000 - Moins de 10,000	46,750	40,570	3,510	2,670	37,700	2,010	7,040	39,250	2,190	690	4,620
Owned - Possédé	32,225	28,715	2,020	1,490	27,585	365	4,275	28,415	405	555	2,850
Rented - Loué	14,525	11,855	1,490	1,180	10,115	1,645	2,765	10,835	1,785	135	1,770

1. Refers to the sharing of common facilities by two or more households. - Usage partagé des commodités ordinaires par deux ménages ou plus.



TABLE 33. Occupied dwellings by tenure showing water supply, bath and toilet facilities, for counties and census divisions, 1951

TABLEAU 33. Logements occupés selon le mode d'occupation, service d'eau et commodités de bain et de toilettes, comtés et divisions de recensement, 1951

County or census division, and tenure Comté ou division de recensement et mode d'occupation	Total	Water supply (piped inside) — Service d'eau (tuyaux intérieurs)			Installed bathtub or shower — Baignoire ou douche installée			Toilet facilities — Toilettes			
		Hot and cold — Eau chaude et eau froide	Cold only — Eau froide seule- ment	None — Aucun	Exclusive use — Usage exclusif	Shared use <sup>1</sup> — Usage partagé <sup>1</sup>	None — Aucune commodi- té	Flush (exclu- sive) — Avec chasse d'eau (usage exclusif)	Flush (shared <sup>1</sup> ) — Avec chasse d'eau (usage partagé <sup>1</sup> )	Chem- ical — Chimi- ques	Other — Autres
<b>CANADA</b> .....	<b>3,409,295</b>	<b>1,939,770</b>	<b>583,835</b>	<b>885,690</b>	<b>1,938,095</b>	<b>134,880</b>	<b>1,336,320</b>	<b>2,187,025</b>	<b>141,830</b>	<b>81,780</b>	<b>998,660</b>
Owned — Possédé .....	2,236,955	1,214,315	309,365	713,275	1,191,175	41,560	1,004,220	1,317,320	42,235	64,970	812,430
Rented — Loué .....	1,172,340	725,455	274,470	172,415	746,920	93,320	332,100	869,705	99,595	16,810	186,230
<b>Newfoundland</b> .....	<b>70,980</b>	<b>12,423</b>	<b>8,100</b>	<b>50,455</b>	<b>11,640</b>	<b>745</b>	<b>58,595</b>	<b>16,210</b>	<b>1,495</b>	<b>1,200</b>	<b>52,075</b>
Owned — Possédé .....	61,540	8,895	5,300	47,345	8,260	280	53,000	11,195	515	1,110	48,720
Rented — Loué .....	9,440	3,530	2,800	3,110	3,380	465	5,595	5,015	980	--	3,355
Division No. 1 .....	29,960	7,155	5,540	17,265	6,950	610	22,400	10,555	1,265	545	17,595
Owned — Possédé .....	24,195	5,465	3,105	15,625	5,265	230	18,700	7,440	455	490	15,810
Rented — Loué .....	5,765	1,690	2,435	1,640	1,685	380	3,700	3,115	810	--	1,785
Division No. 2 .....	4,760	195	155	4,410	180	--	4,580	230	--	125	4,400
Owned — Possédé .....	4,595	170	150	4,275	155	--	4,440	205	--	120	4,265
Rented — Loué .....	165	--	--	135	--	--	140	--	--	--	135
Division No. 3 .....	4,055	200	140	3,715	195	--	3,860	270	--	270	3,505
Owned — Possédé .....	3,865	155	130	3,580	155	--	3,710	225	--	265	3,365
Rented — Loué .....	190	--	--	135	--	--	150	--	--	--	140
Division No. 4 .....	2,795	255	215	2,325	225	--	2,555	275	--	--	2,460
Owned — Possédé .....	2,525	215	170	2,140	190	--	2,335	235	--	--	2,280
Rented — Loué .....	270	--	--	185	--	--	220	--	--	--	180
Division No. 5 .....	5,085	1,505	945	2,635	1,280	--	3,760	1,720	--	115	3,190
Owned — Possédé .....	4,430	1,245	820	2,365	1,085	--	3,315	1,430	--	100	2,890
Rented — Loué .....	655	260	125	270	195	--	445	290	--	--	300
Division No. 6 .....	4,940	2,330	545	2,065	2,135	--	2,745	2,345	--	--	2,515
Owned — Possédé .....	3,355	1,140	415	1,800	995	--	2,350	1,140	--	--	2,200
Rented — Loué .....	1,585	1,190	130	265	1,140	--	395	1,205	--	--	315
Division No. 7 .....	7,575	220	195	7,160	200	--	7,375	280	--	--	7,250
Owned — Possédé .....	7,370	200	165	7,005	185	--	7,185	240	--	--	7,090
Rented — Loué .....	205	--	--	155	--	--	190	--	--	--	160
Division No. 8 .....	7,495	165	145	7,185	135	--	7,350	175	--	--	7,230
Owned — Possédé .....	7,315	145	135	7,035	125	--	7,180	160	--	--	7,070
Rented — Loué .....	180	--	--	150	--	--	170	--	--	--	160
Division No. 9 .....	3,030	165	180	2,685	105	--	2,925	125	--	--	2,895
Owned — Possédé .....	2,950	155	180	2,615	--	--	2,855	115	--	--	2,825
Rented — Loué .....	--	--	--	--	--	--	--	--	--	--	--
Division No. 10 .....	1,285	235	--	1,010	235	--	1,045	235	--	--	1,035
Owned — Possédé .....	940	--	--	905	--	--	930	--	--	--	925
Rented — Loué .....	345	230	--	105	225	--	115	230	--	--	110
<b>Prince Edward Island</b> .....	<b>22,455</b>	<b>8,090</b>	<b>1,595</b>	<b>12,770</b>	<b>6,760</b>	<b>505</b>	<b>15,190</b>	<b>7,460</b>	<b>625</b>	<b>290</b>	<b>14,080</b>
Owned — Possédé .....	18,305	5,485	1,040	11,780	4,550	165	13,590	4,890	200	255	12,960
Rented — Loué .....	4,150	2,605	555	990	2,210	340	1,600	2,570	425	--	1,120
Kings .....	4,315	790	225	3,300	665	--	3,640	695	--	--	3,560
Owned — Possédé .....	4,020	680	210	3,130	570	--	3,445	585	--	--	3,375
Rented — Loué .....	295	110	--	170	--	--	195	110	--	--	185
Prince .....	8,380	2,595	545	5,240	2,115	230	6,035	2,285	275	115	5,705
Owned — Possédé .....	6,970	1,845	420	4,705	1,495	--	5,380	1,630	100	--	5,150
Rented — Loué .....	1,410	750	125	535	620	135	655	655	175	--	555
Queens .....	9,760	4,705	825	4,230	3,980	265	5,515	4,480	345	120	4,815
Owned — Possédé .....	7,315	2,960	410	3,945	2,485	--	4,765	2,675	--	110	4,435
Rented — Loué .....	2,445	1,745	415	285	1,495	200	750	1,805	250	--	380
<b>Nova Scotia</b> .....	<b>149,555</b>	<b>71,395</b>	<b>25,680</b>	<b>52,480</b>	<b>63,245</b>	<b>4,800</b>	<b>81,510</b>	<b>73,540</b>	<b>6,355</b>	<b>2,005</b>	<b>67,655</b>
Owned — Possédé .....	113,945	50,980	17,190	45,775	45,920	1,265	66,760	52,130	1,475	1,670	58,670
Rented — Loué .....	35,610	20,415	8,490	6,705	17,325	3,535	14,750	21,410	4,880	335	8,985
Annapolis .....	5,390	2,435	545	2,410	2,120	--	3,205	2,355	--	--	2,935
Owned — Possédé .....	4,240	1,835	380	2,025	1,565	--	2,650	1,710	--	--	2,475
Rented — Loué .....	1,150	600	165	385	555	--	555	645	--	--	460

1. Refers to the sharing of common facilities by two or more households. — Usage partagé des commodités ordinaires par deux ménages ou plus.

TABLE 33. Occupied dwellings by tenure showing water supply, bath and toilet facilities, for counties and census divisions, 1951 - Continued

TABLEAU 33. Logements occupés selon le mode d'occupation, service d'eau et commodités de bain et de toilettes, comtés et divisions de recensement, 1951 - suite

County or census division, and tenure Comté ou division de recensement et mode d'occupation	Total	Water supply (piped inside) Service d'eau (tuyaux intérieurs)			Installed bathtub or shower Baignoire ou douche installée			Toilet facilities Toilettes			
		Hot and cold Eau chaude et eau froide	Cold only Eau froide seule- ment	None Aucun	Exclusive use Usage exclusif	Shared use <sup>1</sup> Usage par- tagé <sup>1</sup>	None Aucune commodi- té	Flush (exclu- sive) Avec chasse d'eau (usage exclusif)	Flush (shared <sup>1</sup> ) Avec chasse d'eau (usage partagé <sup>1</sup> )	Chemical Chimi- ques	Other Autres
<b>Nova Scotia - Con.-fin</b>											
Antigonish .....	2,435	440	590	1,405	660	--	1,715	750	--	--	1,580
Owned - Possédé .....	2,085	340	450	1,295	510	--	1,555	575	--	--	1,460
Rented - Loué .....	350	100	140	110	150	--	160	175	--	--	120
Cape Breton .....	24,865	12,845	7,760	4,260	11,225	745	12,895	15,385	1,010	325	8,145
Owned - Possédé .....	19,685	10,275	5,765	3,645	9,175	310	10,200	12,255	360	260	6,810
Rented - Loué .....	5,180	2,570	1,995	615	2,050	435	2,695	3,130	650	--	1,335
Colchester .....	7,945	4,115	905	2,925	3,640	200	4,105	3,890	180	--	3,800
Owned - Possédé .....	6,165	2,920	760	2,485	2,600	--	3,490	2,765	--	--	3,275
Rented - Loué .....	1,780	1,195	145	440	1,040	125	615	1,125	110	--	525
Cumberland .....	10,055	4,720	2,070	3,265	3,810	130	6,115	4,775	220	--	5,035
Owned - Possédé .....	8,070	3,745	1,455	2,870	3,055	--	4,965	3,665	--	--	4,315
Rented - Loué .....	1,985	975	615	395	755	--	1,150	1,110	155	--	720
Digby .....	4,975	1,730	680	2,565	1,620	--	3,320	1,805	--	185	2,920
Owned - Possédé .....	4,280	1,480	540	2,260	1,385	--	2,890	1,520	--	180	2,560
Rented - Loué .....	695	250	140	305	235	--	430	285	--	--	360
Guysborough .....	3,325	585	255	2,485	525	--	2,780	620	--	--	2,615
Owned - Possédé .....	3,070	490	230	2,350	440	--	2,615	525	--	--	2,475
Rented - Loué .....	255	--	--	135	--	--	165	--	--	--	140
Halifax .....	36,305	23,505	4,875	7,925	21,240	2,800	12,265	23,360	3,755	425	8,765
Owned - Possédé .....	22,030	13,840	1,740	6,450	13,330	455	8,245	13,935	555	285	7,255
Rented - Loué .....	14,275	9,665	3,135	1,475	7,910	2,345	4,020	9,425	3,200	140	1,510
Hants .....	5,655	1,905	645	3,105	1,690	135	3,830	1,835	130	--	3,620
Owned - Possédé .....	4,570	1,475	480	2,615	1,290	--	3,215	1,380	--	--	3,060
Rented - Loué .....	1,085	430	165	490	400	--	615	455	--	--	560
Inverness .....	4,005	965	900	2,140	830	--	3,155	950	--	185	2,840
Owned - Possédé .....	3,660	850	810	2,000	720	--	2,930	830	--	175	2,645
Rented - Loué .....	345	115	--	140	110	--	225	120	--	--	195
Kings .....	8,145	4,245	1,325	2,575	3,760	115	4,270	3,955	110	--	4,035
Owned - Possédé .....	5,965	2,995	935	2,035	2,585	--	3,335	2,675	--	--	3,210
Rented - Loué .....	2,180	1,250	390	540	1,175	--	935	1,280	--	--	825
Lunenburg .....	8,690	2,865	990	4,835	2,530	--	6,105	2,875	170	--	5,615
Owned - Possédé .....	7,620	2,410	755	4,455	2,100	--	5,505	2,360	--	--	5,180
Rented - Loué .....	1,070	455	235	380	430	--	600	515	120	--	435
Pictou .....	11,000	5,595	2,140	3,265	4,845	245	5,910	5,575	320	185	4,920
Owned - Possédé .....	8,430	4,140	1,500	2,790	3,570	100	4,760	4,025	125	145	4,135
Rented - Loué .....	2,570	1,455	640	475	1,275	145	1,150	1,550	195	--	785
Queens .....	3,220	1,285	385	1,550	1,160	--	1,995	1,305	--	--	1,850
Owned - Possédé .....	2,765	1,040	305	1,420	950	--	1,790	1,065	--	--	1,670
Rented - Loué .....	455	245	--	130	210	--	205	240	--	--	180
Richmond .....	2,425	275	220	1,930	230	--	2,195	250	--	--	2,110
Owned - Possédé .....	2,310	245	220	1,845	205	--	2,105	225	--	--	2,020
Rented - Loué .....	115	--	--	--	--	--	--	--	--	--	--
Shelburne .....	3,510	890	155	2,465	695	--	2,775	760	--	--	2,660
Owned - Possédé .....	3,055	755	120	2,180	580	--	2,445	630	--	--	2,355
Rented - Loué .....	455	135	--	285	115	--	330	130	--	--	305
Victoria .....	1,920	465	405	1,050	405	--	1,510	430	--	--	1,450
Owned - Possédé .....	1,770	400	365	1,005	345	--	1,420	370	--	--	1,370
Rented - Loué .....	150	--	--	--	--	--	--	--	--	--	--
Yarmouth .....	5,690	2,530	835	2,325	2,260	--	3,365	2,665	125	140	2,760
Owned - Possédé .....	4,175	1,745	380	2,050	1,515	--	2,645	1,620	--	120	2,400
Rented - Loué .....	1,515	785	455	275	745	--	720	1,045	--	--	360
<b>New Brunswick</b>	<b>114,010</b>	<b>51,205</b>	<b>17,125</b>	<b>45,680</b>	<b>46,115</b>	<b>1,960</b>	<b>65,935</b>	<b>55,480</b>	<b>2,575</b>	<b>1,860</b>	<b>54,095</b>
Owned - Possédé .....	81,210	30,730	10,715	39,765	27,340	575	53,295	31,745	725	1,543	47,195
Rented - Loué .....	32,800	20,475	6,410	5,915	18,775	1,385	12,640	23,735	1,850	315	6,900
Albert .....	2,485	1,060	415	1,010	970	--	1,490	1,035	--	--	1,365
Owned - Possédé .....	2,145	915	355	875	840	--	1,300	890	--	--	1,210
Rented - Loué .....	340	145	--	135	130	--	190	145	--	--	155

1. Refers to the sharing of common facilities by two or more households. - Usage partagé des commodités ordinaires par deux ménages ou plus.

TABLE 33. Occupied dwellings by tenure showing water supply, bath and toilet facilities, for counties and census divisions, 1951 - Continued

TABLEAU 33. Logements occupés selon le mode d'occupation, service d'eau et commodités de bain et de toilettes, comtés et divisions de recensement, 1951 - suite

County or census division, and tenure Comté ou division de recensement et mode d'occupation	Total	Water supply (piped inside) Service d'eau (tuyaux intérieurs)			Installed bathtub or shower Baignoire ou douche installée			Toilet facilities Toilettes			
		Hot and cold Eau chaude et eau froide	Cold only Eau froide seule- ment	None Aucun	Exclu- sive use Usage exclusif	Shared use <sup>1</sup> Usage par- tagé <sup>1</sup>	None Aucune commodi- té	Flush (exclu- sive) Avec chasse d'eau (usage exclusif)	Flush (shared <sup>1</sup> ) Avec chasse d'eau (usage partagé <sup>1</sup> )	Chem- ical Chimi- ques	Other Autres
<b>New Brunswick - Con. - fin</b>											
Carleton	5,580	2,125	720	2,735	1,930	--	3,570	2,280	110	130	3,060
Owned - Possédé	4,395	1,580	510	2,305	1,455	--	2,930	1,680	--	--	2,610
Rented - Loué	1,185	545	210	430	475	--	640	600	--	--	450
Charlotte	6,815	2,990	940	2,885	2,695	130	3,990	3,085	180	--	3,495
Owned - Possédé	5,180	2,205	670	2,305	2,020	--	3,115	2,235	--	--	2,830
Rented - Loué	1,635	785	270	580	675	--	875	850	110	--	665
Gloucester	9,930	1,860	695	7,375	1,665	--	8,215	1,985	--	435	7,455
Owned - Possédé	9,070	1,485	565	7,020	1,310	--	7,740	1,550	--	400	7,095
Rented - Loué	860	375	130	355	355	--	475	435	--	--	360
Kent	4,950	680	405	3,865	505	--	4,440	570	--	--	4,265
Owned - Possédé	4,610	605	385	3,620	445	--	4,165	510	--	--	4,010
Rented - Loué	340	--	--	245	--	--	275	--	--	--	255
Kings	6,030	2,580	850	2,600	2,395	--	3,620	2,665	--	110	3,220
Owned - Possédé	4,880	2,050	675	2,155	1,895	--	2,985	2,100	--	--	2,665
Rented - Loué	1,150	530	175	445	500	--	635	565	--	--	555
Madawaska	6,095	2,505	1,565	2,025	1,960	110	4,025	3,310	135	--	2,635
Owned - Possédé	4,440	1,595	1,085	1,760	1,195	--	3,180	2,045	--	--	2,320
Rented - Loué	1,655	910	480	265	765	--	845	1,265	--	--	315
Northumberland	8,750	2,355	1,035	5,360	2,060	--	6,620	2,345	125	--	6,260
Owned - Possédé	7,245	1,705	780	4,760	1,465	--	5,760	1,660	--	--	5,525
Rented - Loué	1,505	650	255	600	595	--	860	685	--	--	735
Queens	3,300	720	390	2,190	580	--	2,700	635	--	240	2,400
Owned - Possédé	2,900	635	370	1,895	525	--	2,365	570	--	210	2,105
Rented - Loué	400	--	--	295	--	--	335	--	--	--	295
Restigouche	6,820	2,875	1,465	2,480	2,535	--	4,200	3,225	120	240	3,235
Owned - Possédé	5,135	1,955	1,110	2,070	1,690	--	3,425	2,195	--	225	2,680
Rented - Loué	1,685	920	355	410	845	--	775	1,030	--	--	555
St. John	18,605	13,030	4,130	1,445	12,220	590	5,795	16,015	750	110	1,730
Owned - Possédé	6,610	4,550	1,015	1,045	4,390	100	2,120	5,165	--	--	1,315
Rented - Loué	11,995	8,480	3,115	400	7,830	490	3,675	10,850	675	--	415
Sunbury	2,100	420	205	1,475	300	--	1,780	325	--	--	1,740
Owned - Possédé	1,745	370	130	1,245	260	--	1,470	285	--	--	1,440
Rented - Loué	355	--	--	230	--	--	310	--	--	--	300
Victoria	4,065	1,585	770	1,710	1,410	--	2,630	1,770	--	100	2,120
Owned - Possédé	3,335	1,270	610	1,455	1,105	--	2,215	1,395	--	--	1,810
Rented - Loué	730	315	160	255	305	--	415	375	--	--	310
Westmorland	17,930	10,835	2,175	4,920	9,835	440	7,655	10,620	525	205	6,580
Owned - Possédé	12,270	6,460	1,570	4,240	5,775	155	6,340	6,200	170	155	5,745
Rented - Loué	5,660	4,375	605	680	4,060	285	1,315	4,420	355	--	835
York	10,555	5,585	1,365	3,605	5,055	295	5,205	5,615	355	--	4,535
Owned - Possédé	7,250	3,350	885	3,015	2,970	--	4,185	3,265	115	--	3,835
Rented - Loué	3,305	2,235	480	590	2,085	200	1,020	2,350	240	--	700
<b>Québec</b>	<b>858,785</b>	<b>452,250</b>	<b>316,580</b>	<b>89,955</b>	<b>525,690</b>	<b>15,355</b>	<b>317,740</b>	<b>700,385</b>	<b>18,615</b>	<b>15,300</b>	<b>124,485</b>
Owned - Possédé	416,960	202,310	138,660	75,990	201,210	3,285	212,465	293,265	4,335	12,150	107,210
Rented - Loué	441,825	249,940	177,920	13,965	324,480	12,070	105,275	407,120	14,280	3,150	17,275
Abitibi	16,535	5,325	3,380	7,830	5,080	195	11,260	7,405	270	750	8,110
Owned - Possédé	11,650	2,565	2,115	6,970	2,390	--	9,235	3,740	--	565	7,300
Rented - Loué	4,885	2,760	1,265	860	2,690	170	2,025	3,665	225	185	810
Argenteuil	6,065	2,840	2,110	1,115	3,050	--	2,955	4,190	--	165	1,620
Owned - Possédé	3,960	1,890	1,220	850	1,935	--	1,980	2,540	--	130	1,245
Rented - Loué	2,105	950	890	265	1,115	--	975	1,650	--	--	375
Arthabaska	7,300	4,180	2,595	525	3,785	--	3,470	5,765	--	200	1,240
Owned - Possédé	4,995	2,735	1,805	455	2,300	--	2,670	3,680	--	170	1,115
Rented - Loué	2,305	1,445	790	--	1,485	--	800	2,085	--	--	125
Bagot	4,125	1,675	1,770	680	1,585	--	2,490	2,700	--	225	1,140
Owned - Possédé	3,200	1,265	1,330	605	1,120	--	2,050	1,955	--	210	1,015
Rented - Loué	925	410	440	--	465	--	440	745	--	--	125

1. Refers to the sharing of common facilities by two or more households. - Usage partagé des commodités ordinaires par deux ménages ou plus.

TABLE 33. Occupied dwellings by tenure showing water supply, bath and toilet facilities, for counties and census divisions, 1951 - Continued

TABLEAU 33. Logements occupés selon le mode d'occupation, service d'eau et commodités de bain et de toilettes, comtés et divisions de recensement, 1951 - suite

County or census division, and tenure Comté ou division de recensement et mode d'occupation	Total	Water supply (piped inside) Service d'eau (tuyaux intérieurs)			Installed bathtub or shower Baignoire ou douche installée			Toilet facilities Toilettes				
		Hot and cold Eau chaude et eau froide	Cold only Eau froide seule- ment	None Aucun	Exclusive use Usage exclusif	Shared use <sup>1</sup> Usage par- tagé <sup>1</sup>	None Aucune com- modité	Flush (exclu- sive) Avec chasse d'eau (usage exclusif)	Flush (shared <sup>1</sup> ) Avec chasse d'eau (usage partagé <sup>1</sup> )	Chem- ical Chimi- ques	Other Autres	
<b>Québec - Con. - suite</b>												
Beauce.....	10,105	3,705	5,005	1,395	2,690	--	7,355	7,275	155	275	2,400	
Owned - Possédé.....	8,500	3,115	4,135	1,250	2,185	--	6,280	5,955	--	230	2,240	
Rented - Loué.....	1,605	590	870	145	505	--	1,075	1,320	--	--	160	
Beauharnois.....	8,355	4,060	3,820	475	5,060	155	3,140	7,300	115	205	735	
Owned - Possédé.....	4,070	2,115	1,660	295	2,350	--	1,630	3,370	--	135	530	
Rented - Loué.....	4,285	1,945	2,160	180	2,710	--	1,510	3,930	--	--	205	
Bellechasse.....	4,645	1,360	2,430	855	930	--	3,640	2,780	--	--	1,725	
Owned - Possédé.....	4,215	1,210	2,190	815	820	--	3,335	2,415	--	--	1,670	
Rented - Loué.....	430	150	240	--	110	--	305	365	--	--	--	
Berthier.....	5,160	1,885	2,615	660	1,725	--	3,390	3,575	--	355	1,170	
Owned - Possédé.....	3,895	1,410	1,905	580	1,170	--	2,685	2,555	--	300	995	
Rented - Loué.....	1,265	475	710	--	555	--	705	1,020	--	--	175	
Bonaventure.....	7,070	1,605	1,200	4,265	1,425	--	5,625	1,995	--	205	4,830	
Owned - Possédé.....	6,530	1,400	1,105	4,025	1,240	--	5,280	1,755	--	180	4,570	
Rented - Loué.....	540	205	--	240	185	--	345	240	--	--	260	
Brome.....	3,230	1,420	805	1,005	1,425	--	1,770	1,690	--	165	1,315	
Owned - Possédé.....	2,460	1,080	610	770	1,065	--	1,370	1,255	--	155	1,020	
Rented - Loué.....	770	340	195	235	360	--	400	435	--	--	295	
Chambly.....	17,595	8,835	4,510	4,250	9,860	315	7,420	11,665	400	1,345	4,185	
Owned - Possédé.....	10,895	5,190	2,670	3,035	5,820	--	5,010	6,740	140	955	3,060	
Rented - Loué.....	6,700	3,645	1,840	1,215	4,040	250	2,410	4,925	260	390	1,125	
Champlain.....	16,915	8,100	7,520	1,295	8,855	105	7,955	14,535	245	140	1,995	
Owned - Possédé.....	10,455	5,350	4,050	1,055	5,335	--	5,050	8,530	--	125	1,705	
Rented - Loué.....	6,460	2,750	3,470	240	3,520	--	2,905	6,005	150	--	290	
Charlevoix.....	4,630	2,020	1,795	815	1,515	--	3,070	3,160	120	--	1,260	
Owned - Possédé.....	3,600	1,460	1,395	745	1,045	--	2,525	2,320	--	--	1,135	
Rented - Loué.....	1,030	560	400	--	470	--	545	840	--	--	125	
Charlevoix-Est.....	2,515	1,355	735	425	1,070	--	1,415	1,795	--	--	560	
Owned - Possédé.....	1,855	920	550	385	690	--	1,145	1,245	--	--	500	
Rented - Loué.....	660	435	185	--	380	--	270	550	--	--	--	
Charlevoix-Ouest.....	2,115	665	1,060	390	445	--	1,655	1,365	--	--	700	
Owned - Possédé.....	1,745	540	845	360	355	--	1,380	1,075	--	--	635	
Rented - Loué.....	370	125	215	--	--	--	275	290	--	--	--	
Châteauguay.....	4,100	1,680	1,435	985	1,965	--	2,060	2,715	--	165	1,160	
Owned - Possédé.....	3,095	1,365	955	775	1,535	--	1,515	2,015	--	135	905	
Rented - Loué.....	1,005	315	480	210	430	--	545	700	--	--	255	
Chicoutimi.....	18,970	9,205	8,195	1,570	8,515	220	10,235	16,625	370	265	1,710	
Owned - Possédé.....	9,180	4,580	3,315	1,285	3,945	100	5,135	7,420	140	245	1,375	
Rented - Loué.....	9,790	4,625	4,880	285	4,570	120	5,100	9,205	230	--	335	
Compton.....	5,180	2,590	1,865	725	2,225	--	2,895	3,685	--	130	1,285	
Owned - Possédé.....	4,070	2,045	1,405	620	1,725	--	2,320	2,785	--	130	1,120	
Rented - Loué.....	1,110	545	460	105	500	--	575	900	--	--	165	
Deux-Montagnes.....	4,740	1,765	2,440	535	1,950	--	2,735	3,310	--	385	1,000	
Owned - Possédé.....	3,600	1,350	1,840	410	1,410	--	2,165	2,430	--	285	850	
Rented - Loué.....	1,140	415	600	125	540	--	570	880	--	100	150	
Dorchester.....	6,135	1,735	3,320	1,080	1,065	--	5,020	3,720	145	275	1,995	
Owned - Possédé.....	5,475	1,605	2,870	1,000	945	--	4,495	3,300	--	260	1,855	
Rented - Loué.....	660	130	450	--	120	--	525	420	--	--	140	
Drummond.....	11,000	6,495	3,610	895	6,550	200	4,250	8,970	200	115	1,715	
Owned - Possédé.....	5,785	3,070	1,940	775	2,990	--	2,740	4,165	--	110	1,485	
Rented - Loué.....	5,215	3,425	1,670	120	3,560	145	1,510	4,805	175	--	230	
Frontenac.....	5,855	1,980	2,750	1,125	1,525	--	4,270	3,500	135	--	2,160	
Owned - Possédé.....	4,610	1,445	2,155	1,010	1,060	--	3,505	2,495	--	--	1,995	
Rented - Loué.....	1,245	535	595	115	465	--	765	1,005	--	--	165	
Gaspé.....	10,690	2,095	2,835	5,760	1,730	150	8,810	3,320	--	355	6,975	
Owned - Possédé.....	9,845	1,885	2,515	5,445	1,535	115	8,195	2,935	--	350	6,535	
Rented - Loué.....	845	210	320	315	195	--	615	385	--	--	440	
Gaspé-Est.....	6,560	1,255	1,480	3,825	1,090	135	5,335	1,910	--	295	4,325	
Owned - Possédé.....	6,165	1,115	1,355	3,695	955	100	5,110	1,685	--	295	4,165	
Rented - Loué.....	395	140	125	130	135	--	225	225	--	--	160	

1. Refers to the sharing of common facilities by two or more households.-- Usage partagé des commodités ordinaires par deux ménages ou plus.

TABLE 33. Occupied dwellings by tenure showing water supply, bath and toilet facilities, for counties and census divisions, 1951 - Continued

TABLEAU 33. Logements occupés selon le mode d'occupation, service d'eau et commodités de bain et de toilettes, comtés et divisions de recensement, 1951 - suite

County or census division, and tenure Comté ou division de recensement et mode d'occupation	Total	Water supply (piped inside) — Service d'eau (tuyaux intérieurs)			Installed bathtub or shower — Baignoire ou douche installée			Toilet facilities — Toilettes				
		Hot and cold — Eau chaude et eau froide	Cold only — Eau froide seule- ment	None — Aucun	Exclusive use — Usage exclusif	Shared use <sup>1</sup> — Usage par- tagé <sup>1</sup>	None — Aucune commodi- té	Flush (exclu- sive) — Avec chasse d'eau (usage exclusif)	Flush (shared <sup>1</sup> ) — Avec chasse d'eau (usage partagé <sup>1</sup> )	Chem- ical — Chimi- ques	Other — Autres	
Québec - Con.-suite												
Gaspé - Con.-fin												
Gaspé-Ouest.....	2,480	665	995	820	450	--	2,015	1,180	--	--	1,235	
Owned - Possédé.....	2,085	595	800	690	390	--	1,680	1,020	--	--	1,010	
Rented - Loué.....	395	--	195	130	--	--	335	160	--	--	225	
Îles-de-la-Madeleine.....	1,650	175	360	1,115	190	--	1,460	230	--	--	1,415	
Owned - Possédé.....	1,595	175	360	1,060	190	--	1,405	230	--	--	1,360	
Rented - Loué.....	--	--	--	--	--	--	--	--	--	--	--	
Hull.....	19,430	6,900	8,155	4,375	8,035	435	10,960	12,820	565	470	5,575	
Owned - Possédé.....	11,445	4,100	3,845	3,500	4,485	180	6,780	6,600	185	315	4,345	
Rented - Loué.....	7,985	2,800	4,310	875	3,550	255	4,180	6,220	380	155	1,230	
Gatineau.....	7,225	1,940	1,755	3,530	2,075	--	5,115	2,530	--	155	4,480	
Owned - Possédé.....	5,525	1,405	1,275	2,845	1,480	--	4,020	1,810	--	120	3,565	
Rented - Loué.....	1,700	535	480	685	595	--	1,095	720	--	--	915	
Hull.....	12,205	4,960	6,400	845	5,960	400	5,845	10,290	505	315	1,095	
Owned - Possédé.....	5,920	2,695	2,570	655	3,005	155	2,760	4,790	155	195	780	
Rented - Loué.....	6,285	2,265	3,830	190	2,955	245	3,085	5,500	350	120	315	
Huntingdon.....	3,315	1,485	800	1,030	1,540	--	1,715	1,725	--	195	1,335	
Owned - Possédé.....	2,685	1,175	645	865	1,200	--	1,460	1,350	--	170	1,130	
Rented - Loué.....	630	310	155	165	340	--	255	375	--	--	205	
Iberville.....	2,850	1,280	1,020	550	1,515	--	1,295	1,995	--	120	685	
Owned - Possédé.....	1,950	895	620	435	990	--	950	1,290	--	--	560	
Rented - Loué.....	900	385	400	115	525	--	345	705	--	--	125	
Joliette.....	7,445	3,265	3,660	520	3,355	--	4,005	6,120	195	355	775	
Owned - Possédé.....	4,370	1,915	1,995	460	1,720	--	2,625	3,295	--	315	685	
Rented - Loué.....	3,075	1,350	1,665	--	1,635	--	1,380	2,825	120	--	--	
Kamouraska.....	4,680	1,540	1,835	1,305	1,050	--	3,610	2,915	--	240	1,470	
Owned - Possédé.....	3,875	1,265	1,450	1,160	825	--	3,045	2,350	--	220	1,285	
Rented - Loué.....	805	275	385	145	225	--	565	565	--	--	185	
Labelle.....	5,235	1,230	2,505	1,500	1,105	--	4,105	2,540	--	335	2,340	
Owned - Possédé.....	4,035	900	1,895	1,240	790	--	3,225	1,830	--	280	1,915	
Rented - Loué.....	1,200	330	610	260	315	--	880	710	--	--	425	
Lac-St-Jean.....	12,700	4,480	6,505	1,715	3,570	105	9,025	9,150	345	165	3,040	
Owned - Possédé.....	9,075	3,320	4,310	1,445	2,410	--	6,620	6,180	140	140	2,615	
Rented - Loué.....	3,625	1,160	2,195	270	1,160	--	2,405	2,970	205	--	425	
Lac-St-Jean-Est.....	4,815	2,030	2,620	165	1,740	--	3,020	4,240	120	125	330	
Owned - Possédé.....	3,090	1,455	1,510	125	1,145	--	1,925	2,710	--	100	255	
Rented - Loué.....	1,725	575	1,110	--	595	--	1,095	1,530	--	--	--	
Lac-St-Jean-Ouest.....	7,885	2,450	3,885	1,550	1,830	--	6,005	4,910	225	--	2,710	
Owned - Possédé.....	5,985	1,865	2,800	1,320	1,265	--	4,695	3,470	115	--	2,360	
Rented - Loué.....	1,900	585	1,085	230	565	--	1,310	1,440	110	--	350	
Laprairie.....	3,955	1,005	1,895	1,055	1,270	--	2,645	2,145	--	175	1,570	
Owned - Possédé.....	2,745	755	1,215	775	885	--	1,840	1,465	--	125	1,145	
Rented - Loué.....	1,210	250	680	280	385	--	805	680	--	--	425	
L'Assomption.....	4,975	1,555	2,915	505	1,930	--	2,980	4,025	100	130	720	
Owned - Possédé.....	3,115	1,085	1,655	375	1,155	--	1,940	2,425	--	--	535	
Rented - Loué.....	1,860	470	1,260	130	775	--	1,040	1,600	--	--	185	
Lévis.....	8,315	4,595	3,325	395	4,490	155	3,670	7,330	135	180	670	
Owned - Possédé.....	5,670	3,410	1,950	310	3,110	--	2,505	4,880	--	175	570	
Rented - Loué.....	2,645	1,185	1,375	--	1,380	100	1,165	2,450	--	--	100	
L'Islet.....	4,245	1,335	1,660	1,250	930	--	3,275	2,255	100	--	1,825	
Owned - Possédé.....	3,750	1,175	1,470	1,105	805	--	2,920	1,980	--	--	1,665	
Rented - Loué.....	495	160	190	145	125	--	355	275	--	--	160	
Lotbinière.....	5,295	1,490	2,540	1,265	1,055	--	4,230	3,385	--	195	1,665	
Owned - Possédé.....	4,765	1,390	2,215	1,160	950	--	3,805	3,000	--	185	1,555	
Rented - Loué.....	530	100	325	105	105	--	425	385	--	--	110	
Maskinongé.....	3,835	1,390	1,830	615	1,310	--	2,500	2,880	--	--	855	
Owned - Possédé.....	2,845	960	1,315	570	830	--	2,000	1,995	--	--	790	
Rented - Loué.....	990	430	515	--	480	--	500	885	--	--	--	
Matane.....	10,745	2,735	5,590	2,420	2,200	125	8,420	6,045	205	410	4,085	
Owned - Possédé.....	9,005	2,235	4,520	2,250	1,780	--	7,165	4,795	--	390	3,755	
Rented - Loué.....	1,740	500	1,070	170	420	--	1,255	1,250	140	--	330	

1. Refers to the sharing of common facilities by two or more households. - Usage partagé des commodités ordinaires par deux ménages ou plus.

TABLE 33. Occupied dwellings by tenure showing water supply, bath and toilet facilities, for counties and census divisions, 1951 - Continued

TABLEAU 33. Logements occupés selon le mode d'occupation, service d'eau et commodités de bain et de toilettes, comtés et divisions de recensement, 1951 - suite

County or census division, and tenure Comté ou division de recensement et mode d'occupation	Total	Water supply (piped inside) Service d'eau (tuyaux intérieurs)			Installed bathtub or shower Baignoire ou douche installée			Toilet facilities Toilettes			
		Hot and cold Eau chaude et eau froide	Cold only Eau froide seule- ment	None Aucun	Exclusive use Usage exclusif	Shared use <sup>1</sup> Usage partagé <sup>1</sup>	None Aucune commodi- té	Flush (exclu- sive) Avec chasse d'eau (usage exclusif)	Flush (shared <sup>1</sup> ) Avec chasse d'eau (usage partagé <sup>1</sup> )	Chem- ical Chimi- ques	Other Autres
Québec—Con.—suite											
Matane—Con.—fin											
Matane	5,275	1,500	2,885	890	1,330	--	3,890	3,340	--	270	1,590
Owned—Possédé	4,365	1,255	2,280	830	1,100	--	3,245	2,655	--	270	1,430
Rented—Loué	910	245	605	--	230	--	645	685	--	--	160
Matapédia	5,470	1,235	2,705	1,530	870	--	4,530	2,705	130	140	2,495
Owned—Possédé	4,640	980	2,240	1,420	680	--	3,920	2,140	--	120	2,325
Rented—Loué	830	255	465	110	190	--	610	565	--	--	170
Mégantic	8,955	4,135	4,345	475	3,695	130	5,130	7,325	200	175	1,255
Owned—Possédé	6,275	3,070	2,810	395	2,655	--	3,585	4,910	--	125	1,175
Rented—Loué	2,680	1,065	1,535	--	1,040	--	1,545	2,415	135	--	--
Missisquoi	5,635	3,495	1,330	810	3,590	--	1,980	4,060	--	195	1,305
Owned—Possédé	3,355	1,980	800	575	1,935	--	1,385	2,190	--	135	960
Rented—Loué	2,280	1,515	530	235	1,655	--	595	1,870	--	--	345
Montcalm	3,810	1,160	2,045	605	1,110	--	2,670	2,625	--	145	980
Owned—Possédé	2,895	900	1,510	485	830	--	2,040	1,915	--	130	800
Rented—Loué	915	260	535	120	280	--	630	710	--	--	180
Montmagny	4,660	1,560	2,495	605	1,430	--	3,185	3,080	--	105	1,395
Owned—Possédé	3,965	1,320	2,115	530	1,165	--	2,765	2,565	--	--	1,275
Rented—Loué	695	240	380	--	265	--	420	515	--	--	120
Montmorency	3,885	1,725	1,955	205	1,470	--	2,375	3,195	165	--	485
Owned—Possédé	2,895	1,320	1,415	160	1,050	--	1,830	2,380	--	--	420
Rented—Loué	990	405	540	--	420	--	545	815	105	--	--
Montmorency No. 1	3,155	1,480	1,580	--	1,245	--	1,870	2,620	160	--	340
Owned—Possédé	2,290	1,110	1,115	--	865	--	1,410	1,895	--	--	300
Rented—Loué	865	370	465	--	380	--	460	725	100	--	--
Montmorency No. 2 (Île-d'Orléans)	730	245	375	110	225	--	505	575	--	--	145
Owned—Possédé	605	210	300	--	185	--	420	485	--	--	120
Rented—Loué	125	--	--	--	--	--	--	--	--	--	--
Montréal & Jésus Islands — Îles	325,830	214,925	108,680	2,225	283,815	7,995	34,020	313,880	8,855	935	2,160
Owned—Possédé	78,025	60,425	14,500	1,100	69,120	495	6,410	73,405	765	485	1,370
Rented—Loué	249,805	154,500	94,180	1,125	214,695	7,500	27,610	240,475	8,090	450	790
Jésus Island — Île	7,825	3,445	3,880	500	4,590	115	3,120	6,680	195	250	700
Owned—Possédé	4,670	2,215	2,130	325	2,720	--	1,895	3,935	100	155	480
Rented—Loué	3,155	1,230	1,750	175	1,870	--	1,225	2,745	--	--	220
Montréal Island — Île	318,005	211,480	104,800	1,725	279,225	7,880	30,900	307,200	8,660	685	1,460
Owned—Possédé	71,355	58,210	12,370	775	66,400	440	4,515	69,470	665	330	890
Rented—Loué	246,650	153,270	92,430	950	212,825	7,440	26,385	237,730	7,995	355	570
Napierville	1,905	405	955	545	590	--	1,310	955	--	--	835
Owned—Possédé	1,435	335	660	440	430	--	1,000	645	--	--	690
Rented—Loué	470	--	295	105	160	--	310	310	--	--	145
Nicolet	5,635	1,460	3,125	1,050	1,350	--	4,250	3,230	--	115	2,195
Owned—Possédé	4,775	1,220	2,620	935	1,040	--	3,705	2,620	--	--	2,010
Rented—Loué	860	240	505	115	310	--	545	610	--	--	185
Papineau	6,305	2,125	2,710	1,470	2,110	150	4,045	3,565	170	395	2,175
Owned—Possédé	4,725	1,605	1,905	1,215	1,540	--	3,105	2,560	--	320	1,770
Rented—Loué	1,580	520	805	255	570	--	940	1,005	--	--	405
Pontiac	4,570	655	945	2,970	690	--	3,825	895	--	210	3,430
Owned—Possédé	3,800	525	750	2,525	530	--	3,240	675	--	195	2,900
Rented—Loué	770	130	195	445	160	--	585	220	--	--	530
Portneuf	8,610	3,230	4,845	535	2,595	--	5,930	7,280	190	--	1,105
Owned—Possédé	6,295	2,535	3,320	440	1,920	--	4,325	5,265	--	--	905
Rented—Loué	2,315	695	1,525	--	675	--	1,605	2,015	--	--	200
Québec	50,610	30,515	19,490	605	34,850	1,300	14,460	48,190	1,155	325	940
Owned—Possédé	17,455	12,305	4,815	335	13,035	200	4,220	16,445	130	245	635
Rented—Loué	33,155	18,210	14,675	270	21,815	1,100	10,240	31,745	1,025	--	305
Richelieu	6,500	2,625	3,360	515	3,330	--	3,120	5,390	--	140	915
Owned—Possédé	3,850	1,535	1,850	465	1,735	--	2,085	2,910	--	105	800
Rented—Loué	2,650	1,090	1,510	--	1,595	--	1,035	2,480	--	--	115
Richmond	7,280	4,640	1,930	710	4,485	--	2,745	5,955	140	125	1,060
Owned—Possédé	4,460	2,650	1,205	605	2,545	--	1,890	3,350	--	100	950
Rented—Loué	2,820	1,990	725	105	1,940	--	855	2,605	--	--	110

1. Refers to the sharing of common facilities by two or more households, — Usage partagé des commodités ordinaires par deux ménages ou plus.

TABLE 33. Occupied dwellings by tenure showing water supply, bath and toilet facilities, for counties and census divisions, 1951 - Continued

TABLEAU 33. Logements occupés selon le mode d'occupation, service d'eau et commodités de bain et de toilettes, comtés et divisions de recensement, 1951 - suite

County or census division, and tenure Comté ou division de recensement et mode d'occupation	Total	Water supply (piped inside) Service d'eau (tuyaux intérieurs)			Installed bathtub or shower Baignoire ou douche installée			Toilet facilities Toilettes			
		Hot and cold Eau chaude et eau froide	Cold only Eau froide seule- ment	None Aucun	Exclusive use Usage exclusif	Shared use <sup>1</sup> Usage par- tagé <sup>1</sup>	None Aucune com- modité	Flush (exclu- sive) Avec chasse d'eau (usage exclusif)	Flush (shared <sup>1</sup> ) Avec chasse d'eau (usage partagé <sup>1</sup> )	Chemical Chimi- ques	Other Autres
<b>Québec - Con.-fin</b>											
Rimouski .....	8,865	3,650	2,685	2,530	2,930	--	5,870	5,285	170	--	3,325
Owned - Possédé .....	6,730	2,520	1,950	2,260	1,890	--	4,810	3,635	--	--	2,855
Rented - Loué .....	2,135	1,130	735	270	1,040	--	1,060	1,650	105	--	370
Rouville .....	4,305	2,555	1,540	210	2,380	--	1,895	3,570	--	--	640
Owned - Possédé .....	3,015	1,875	965	175	1,645	--	1,360	2,410	--	--	545
Rented - Loué .....	1,290	680	575	--	735	--	535	1,160	--	--	--
Saguenay .....	6,875	1,770	1,700	3,405	1,475	215	5,185	2,420	185	220	4,050
Owned - Possédé .....	5,340	875	1,480	2,985	670	145	4,525	1,490	105	165	3,580
Rented - Loué .....	1,535	895	220	420	805	--	660	930	--	--	470
Shefford .....	9,525	5,890	2,355	1,280	5,870	--	3,565	7,565	125	320	1,515
Owned - Possédé .....	5,280	2,975	1,205	1,100	2,790	--	2,440	3,635	--	305	1,295
Rented - Loué .....	4,245	2,915	1,150	180	3,080	--	1,125	3,930	--	--	220
Sherbrooke .....	14,105	10,395	3,170	540	11,430	160	2,515	12,950	205	170	780
Owned - Possédé .....	5,645	4,290	940	415	4,410	--	1,190	4,835	--	145	640
Rented - Loué .....	8,460	6,105	2,230	125	7,020	115	1,325	8,115	180	--	140
Soulanges .....	2,120	810	870	440	895	--	1,220	1,460	--	--	615
Owned - Possédé .....	1,615	680	575	360	705	--	910	1,065	--	--	520
Rented - Loué .....	505	130	295	--	190	--	310	395	--	--	--
Stanstead .....	7,805	4,985	2,285	535	4,760	230	2,815	6,445	150	215	995
Owned - Possédé .....	4,565	2,915	1,260	390	2,805	--	1,690	3,520	--	160	820
Rented - Loué .....	3,240	2,070	1,025	145	1,955	160	1,125	2,925	--	--	175
St-Hyacinthe .....	8,400	4,160	3,670	570	5,130	205	3,065	6,845	210	375	970
Owned - Possédé .....	3,875	1,955	1,455	465	1,985	--	1,855	2,815	--	165	870
Rented - Loué .....	4,525	2,205	2,215	105	3,145	170	1,210	4,030	185	210	100
St-Jean .....	6,175	3,775	1,905	495	4,325	150	1,700	5,310	160	--	650
Owned - Possédé .....	2,770	1,760	675	335	1,885	--	855	2,210	--	--	475
Rented - Loué .....	3,405	2,015	1,230	160	2,440	120	845	3,100	125	--	175
St-Maurice .....	19,190	9,450	8,775	965	13,075	155	5,960	17,365	235	150	1,440
Owned - Possédé .....	7,255	3,675	2,760	820	4,135	--	3,100	5,835	--	120	1,235
Rented - Loué .....	11,935	5,775	6,015	145	8,940	135	2,860	11,530	170	--	205
Témiscamingue .....	10,730	5,340	2,680	2,710	5,220	260	5,250	6,915	300	195	3,320
Owned - Possédé .....	5,910	2,095	1,555	2,260	1,970	--	3,900	2,905	--	150	2,820
Rented - Loué .....	4,820	3,245	1,125	450	3,250	220	1,350	4,010	265	--	500
Témiscouata .....	11,350	3,845	4,570	2,935	2,890	135	8,325	6,655	250	205	4,240
Owned - Possédé .....	9,260	3,060	3,470	2,730	2,245	--	6,945	5,060	--	195	3,910
Rented - Loué .....	2,090	785	1,100	205	645	--	1,380	1,595	155	--	330
Rivière-du-Loup .....	6,630	2,565	2,475	1,590	1,985	--	4,570	4,445	100	105	1,980
Owned - Possédé .....	5,210	1,980	1,760	1,470	1,475	--	3,700	3,235	--	--	1,835
Rented - Loué .....	1,420	585	715	120	510	--	870	1,210	--	--	145
Témiscouata .....	4,720	1,280	2,095	1,345	905	--	3,755	2,210	150	100	2,260
Owned - Possédé .....	4,050	1,080	1,710	1,260	770	--	3,245	1,825	--	100	2,075
Rented - Loué .....	670	200	385	--	135	--	510	385	100	--	185
Terrebonne .....	15,010	7,945	6,005	1,060	8,615	190	6,205	12,835	150	585	1,440
Owned - Possédé .....	8,785	4,615	3,335	835	4,700	--	4,030	7,030	--	450	1,210
Rented - Loué .....	6,225	3,330	2,670	225	3,915	135	2,175	5,805	--	135	230
Vaudreuil .....	4,075	2,350	1,140	585	2,430	--	1,620	3,200	--	160	695
Owned - Possédé .....	2,880	1,655	785	440	1,673	--	1,180	2,210	--	115	535
Rented - Loué .....	1,195	695	355	145	755	--	440	990	--	--	160
Verchères .....	3,785	1,875	1,345	565	1,775	--	1,955	2,870	110	--	795
Owned - Possédé .....	2,520	1,270	775	475	1,075	--	1,415	1,810	--	--	640
Rented - Loué .....	1,265	605	570	--	700	--	540	1,060	--	--	155
Wolfe .....	3,570	1,230	1,795	545	775	--	2,760	2,160	100	115	1,195
Owned - Possédé .....	3,020	1,050	1,500	470	650	--	2,350	1,795	--	110	1,055
Rented - Loué .....	550	180	295	--	125	--	410	365	--	--	140
Yamaska .....	3,290	730	1,640	920	740	--	2,540	1,700	--	305	1,250
Owned - Possédé .....	2,875	610	1,415	850	590	--	2,275	1,380	--	290	1,175
Rented - Loué .....	415	120	225	--	150	--	265	320	--	--	--

1. Refers to the sharing of common facilities by two or more households. - Usage partagé des commodités ordinaires par deux ménages ou plus.

TABLE 33. Occupied dwellings by tenure showing water supply, bath and toilet facilities, for counties and census divisions, 1951 - Continued

TABLEAU 33. Logements occupés selon le mode d'occupation, service d'eau et commodités de bain et de toilettes, comtés et divisions de recensement, 1951 - suite

County or census division, and tenure Comté ou division de recensement et mode d'occupation	Total	Water supply (piped inside) — Service d'eau (tuyaux intérieurs)			Installed bathtub or shower — Baignoire ou douche installée			Toilet facilities — Toilettes			
		Hot and cold — Eau chaude et eau froide	Cold only — Eau froide seule- ment	None — Aucun	Exclusive use — Usage exclusif	Shared use <sup>1</sup> — Usage par- tagé <sup>1</sup>	None — Aucun com- modité	Flush (exclu- sive) — Avec chasse d'eau (usage exclusif)	Flush (shared <sup>1</sup> ) — Avec chasse d'eau (usage partagé <sup>1</sup> )	Chemical — Chimi- ques	Other — Autres
Ontario .....	1,181,125	811,145	159,835	210,145	805,035	55,330	320,760	846,760	56,090	22,010	256,265
Owned - Possédé .....	821,335	537,440	100,955	162,940	562,200	22,090	237,045	582,490	21,955	17,350	199,540
Rented - Loué .....	359,790	253,705	58,880	47,205	242,835	33,240	83,715	264,270	34,135	4,660	56,725
Algonia .....	15,335	9,120	2,485	3,730	7,935	675	6,725	8,830	780	295	5,430
Owned - Possédé .....	11,345	6,595	1,745	3,005	5,910	330	5,105	6,445	305	215	4,380
Rented - Loué .....	3,990	2,525	740	725	2,025	345	1,620	2,385	475	--	1,050
Brant .....	19,845	13,680	3,455	2,710	14,045	1,120	4,680	15,010	1,065	285	3,485
Owned - Possédé .....	13,875	9,760	2,110	2,005	10,425	360	3,090	10,815	350	210	2,500
Rented - Loué .....	5,970	3,920	1,345	705	3,620	760	1,590	4,195	715	--	985
Bruce .....	11,770	5,065	2,710	3,995	5,355	210	6,205	5,795	230	340	5,405
Owned - Possédé .....	9,745	4,155	2,165	3,425	4,395	--	5,275	4,685	100	300	4,660
Rented - Loué .....	2,025	910	545	570	960	135	930	1,110	130	--	745
Carleton .....	58,580	44,425	8,425	5,730	46,110	2,705	9,765	48,855	2,920	1,005	5,800
Owned - Possédé .....	28,125	20,985	2,820	4,320	21,645	670	5,810	22,335	685	735	4,370
Rented - Loué .....	30,455	23,440	5,605	1,410	24,465	2,035	3,955	26,520	2,235	270	1,430
Cochrane .....	19,415	11,565	2,625	5,225	11,105	355	7,955	12,975	395	385	5,660
Owned - Possédé .....	10,975	5,765	1,270	3,940	5,440	140	5,395	6,320	120	260	4,275
Rented - Loué .....	8,440	5,800	1,355	1,285	5,665	215	2,560	6,655	275	125	1,385
Dufferin .....	4,230	1,730	725	1,775	1,765	--	2,380	1,850	--	150	2,135
Owned - Possédé .....	3,550	1,380	600	1,570	1,420	--	2,095	1,465	--	145	1,890
Rented - Loué .....	680	350	125	205	345	--	285	385	--	--	245
Dundas .....	4,295	1,450	555	2,290	1,395	--	2,815	1,560	--	305	2,345
Owned - Possédé .....	3,300	1,085	345	1,870	1,005	--	2,235	1,085	--	270	1,895
Rented - Loué .....	995	365	210	420	390	--	580	475	--	--	450
Durham .....	8,620	4,180	935	3,505	4,135	245	4,240	4,395	255	370	3,600
Owned - Possédé .....	6,365	3,025	610	2,730	3,025	100	3,240	3,145	110	310	2,800
Rented - Loué .....	2,255	1,155	325	775	1,110	145	1,000	1,250	145	--	800
Elgin .....	15,330	9,920	2,330	3,080	9,750	610	4,970	10,155	620	180	4,375
Owned - Possédé .....	10,980	7,070	1,585	2,325	7,115	205	3,660	7,315	240	115	3,310
Rented - Loué .....	4,350	2,850	745	755	2,635	405	1,310	2,840	380	--	1,065
Essex .....	57,525	46,280	6,140	5,105	45,425	2,480	9,620	47,775	2,370	345	7,035
Owned - Possédé .....	37,690	30,210	3,795	3,685	30,565	500	6,625	31,795	455	255	5,185
Rented - Loué .....	19,835	16,070	2,345	1,420	14,860	1,980	2,995	15,980	1,915	--	1,850
Frontenac .....	16,010	10,055	1,520	4,435	9,480	945	5,585	10,225	955	215	4,615
Owned - Possédé .....	9,370	5,525	575	3,270	5,395	280	3,695	5,565	255	165	3,385
Rented - Loué .....	6,640	4,530	945	1,165	4,085	665	1,890	4,660	700	--	1,230
Glengarry .....	4,305	915	745	2,645	985	--	3,295	1,205	--	205	2,895
Owned - Possédé .....	3,405	770	580	2,055	805	--	2,580	965	--	170	2,260
Rented - Loué .....	900	145	165	590	180	--	715	240	--	--	625
Grenville .....	4,845	1,965	615	2,265	2,015	--	2,760	2,260	--	160	2,350
Owned - Possédé .....	3,430	1,235	400	1,795	1,295	--	2,105	1,400	--	125	1,890
Rented - Loué .....	1,415	730	215	470	720	--	655	860	--	--	460
Grey .....	16,565	7,635	3,205	5,725	7,890	690	7,985	8,615	680	430	6,840
Owned - Possédé .....	13,335	5,995	2,505	4,835	6,260	355	6,720	6,795	320	375	5,845
Rented - Loué .....	3,230	1,640	700	890	1,630	335	1,265	1,820	360	--	995
Haldimand .....	6,735	3,180	640	2,915	3,040	210	3,485	3,125	165	180	3,265
Owned - Possédé .....	5,135	2,300	515	2,320	2,235	105	2,795	2,285	--	155	2,630
Rented - Loué .....	1,600	880	125	595	805	105	690	840	100	--	635
Haliburton .....	2,050	455	295	1,300	390	--	1,640	410	--	--	1,575
Owned - Possédé .....	1,710	355	250	1,105	325	--	1,365	345	--	--	1,300
Rented - Loué .....	340	100	--	195	--	--	275	--	--	--	275
Halton .....	12,215	8,415	1,790	2,010	8,525	425	3,265	8,775	485	240	2,715
Owned - Possédé .....	9,380	6,670	1,205	1,505	6,845	175	2,360	6,985	190	190	2,015
Rented - Loué .....	2,835	1,745	585	505	1,680	250	905	1,790	295	--	700
Hastings .....	19,740	9,470	2,805	7,465	9,345	765	9,630	10,085	815	435	8,405
Owned - Possédé .....	12,940	5,485	1,645	5,810	5,575	275	7,090	5,875	280	350	6,435
Rented - Loué .....	6,800	3,985	1,160	1,655	3,770	490	2,540	4,210	535	--	1,970
Huron .....	13,870	7,010	2,615	4,245	6,945	450	6,475	7,455	445	475	5,495
Owned - Possédé .....	10,895	5,370	2,045	3,480	5,410	150	5,335	5,745	160	405	4,585
Rented - Loué .....	2,975	1,640	570	765	1,535	300	1,140	1,710	285	--	910

1. Refers to the sharing of common facilities by two or more households. - Usage partagé des commodités ordinaires par deux ménages ou plus.



TABLE 33. Occupied dwellings by tenure showing water supply, bath and toilet facilities, for counties and census divisions, 1951 - Continued

TABLEAU 33. Logements occupés selon le mode d'occupation, service d'eau et commodités de bain et de toilettes, comtés et divisions de recensement, 1951 - suite

County or census division, and tenure Comté ou division de recensement et mode d'occupation	Total	Water supply (piped inside) Service d'eau (tuyaux intérieurs)			Installed bathtub or shower Baignoire ou douche installée			Toilet facilities Toilettes			
		Hot and cold Eau chaude et eau froide	Cold only Eau froide seule- ment	None Aucun	Exclu- sive use Usage exclusif	Shared use <sup>1</sup> Usage par- tagé <sup>1</sup>	None Aucune commodi- té	Flush (exclu- sive) Avec chasse d'eau (usage exclusif)	Flush (shared <sup>1</sup> ) Avec chasse d'eau (usage partagé <sup>1</sup> )	Chem- ical Chimi- ques	Other Autres
<b>Ontario - Con.-suite</b>											
Kenora.....	10,205	3,450	1,025	5,730	3,230	205	6,770	3,265	245	525	6,170
Owned - Possédé.....	6,660	2,250	775	3,635	2,155	105	4,400	2,125	120	375	4,040
Rented - Loué.....	3,545	1,200	250	2,095	1,075	100	2,370	1,140	125	150	2,130
Kent.....	22,180	14,370	3,490	4,320	13,580	700	7,900	14,585	790	--	6,735
Owned - Possédé.....	15,270	10,190	2,135	2,945	9,930	120	5,220	10,440	150	--	4,645
Rented - Loué.....	6,910	4,180	1,355	1,375	3,650	580	2,680	4,145	640	--	2,090
Lambton.....	20,610	13,420	2,555	4,635	13,070	690	6,850	13,855	640	200	5,915
Owned - Possédé.....	15,835	10,265	1,795	3,775	10,160	330	5,345	10,635	270	175	4,755
Rented - Loué.....	4,775	3,155	760	860	2,910	360	1,505	3,220	370	--	1,160
Lanark.....	9,675	5,340	830	3,505	5,185	315	4,175	5,565	385	340	3,385
Owned - Possédé.....	7,095	3,615	470	3,010	3,565	105	3,425	3,780	125	280	2,910
Rented - Loué.....	2,580	1,725	360	495	1,620	210	750	1,785	260	--	475
Leeds.....	10,295	5,135	1,155	4,005	5,225	180	4,890	5,645	185	605	3,860
Owned - Possédé.....	6,975	3,215	650	3,110	3,270	--	3,635	3,400	--	440	3,055
Rented - Loué.....	3,320	1,920	505	895	1,955	110	1,255	2,245	105	165	805
Lennox & Addington.....	5,440	1,440	650	3,350	1,455	155	3,830	1,540	145	290	3,465
Owned - Possédé.....	4,235	1,100	470	2,665	1,110	100	3,025	1,165	--	215	2,775
Rented - Loué.....	1,205	340	180	685	345	--	805	375	--	--	690
Lincoln.....	24,300	17,985	2,945	3,370	18,235	810	5,255	18,940	765	345	4,250
Owned - Possédé.....	16,845	12,780	1,635	2,430	13,100	220	3,525	13,430	210	240	2,965
Rented - Loué.....	7,455	5,205	1,310	940	5,135	590	1,730	5,510	555	105	1,285
Manitoulin.....	2,805	595	260	1,950	535	--	2,255	550	--	--	2,150
Owned - Possédé.....	2,430	520	205	1,705	465	--	1,950	465	--	--	1,885
Rented - Loué.....	375	--	--	245	--	--	305	--	--	--	265
Middlesex.....	44,090	32,645	5,805	5,640	33,145	1,895	9,050	34,575	1,840	545	7,130
Owned - Possédé.....	30,425	22,470	3,635	4,320	23,210	460	6,755	23,880	535	420	5,590
Rented - Loué.....	13,665	10,175	2,170	1,320	9,935	1,435	2,295	10,695	1,305	125	1,540
Muskoka.....	6,860	3,410	1,205	2,245	3,215	130	3,515	3,475	105	145	3,135
Owned - Possédé.....	5,480	2,705	915	1,860	2,585	--	2,830	2,740	--	130	2,570
Rented - Loué.....	1,380	705	290	385	630	--	685	735	--	--	565
Nipissing.....	11,485	5,205	2,440	3,840	5,220	265	6,000	6,140	255	380	4,710
Owned - Possédé.....	8,375	3,665	1,775	2,935	3,820	--	4,480	4,415	--	300	3,575
Rented - Loué.....	3,110	1,540	665	905	1,400	190	1,520	1,725	170	--	1,135
Norfolk.....	11,785	5,885	2,460	3,440	5,915	330	5,540	6,195	290	--	5,215
Owned - Possédé.....	8,215	4,215	1,620	2,380	4,350	115	3,750	4,485	--	--	3,595
Rented - Loué.....	3,570	1,670	840	1,060	1,565	215	1,790	1,710	210	--	1,620
Northumberland.....	9,495	4,380	1,320	3,795	4,160	370	4,965	4,505	400	235	4,355
Owned - Possédé.....	6,955	3,175	815	2,965	3,100	130	3,725	3,275	100	205	3,375
Rented - Loué.....	2,540	1,205	505	830	1,060	240	1,240	1,230	300	--	980
Ontario.....	23,005	13,730	3,230	6,045	13,575	1,145	8,285	14,030	1,210	745	7,020
Owned - Possédé.....	16,485	9,845	2,290	4,350	9,995	470	6,020	10,260	520	560	5,145
Rented - Loué.....	6,520	3,885	940	1,695	3,580	675	2,265	3,770	690	185	1,875
Oxford.....	16,440	11,120	2,715	2,605	10,975	685	4,780	11,495	700	280	3,965
Owned - Possédé.....	11,660	7,940	1,760	1,960	7,960	265	3,435	8,230	265	220	2,945
Rented - Loué.....	4,780	3,180	955	645	3,015	420	1,345	3,265	435	--	1,020
Parry Sound.....	7,255	2,270	1,180	3,805	2,045	--	5,135	2,145	--	205	4,830
Owned - Possédé.....	5,795	1,655	945	3,195	1,490	--	4,265	1,535	--	170	4,040
Rented - Loué.....	1,460	615	235	610	555	--	870	610	--	--	790
Peel.....	14,505	8,530	2,920	3,055	8,930	925	4,650	9,060	995	655	3,795
Owned - Possédé.....	10,515	6,490	1,895	2,130	7,080	210	3,225	7,125	265	480	2,645
Rented - Loué.....	3,990	2,040	1,025	925	1,850	715	1,425	1,935	730	175	1,150
Perth.....	14,740	8,675	3,395	2,670	9,170	630	4,940	9,950	690	430	3,670
Owned - Possédé.....	11,430	6,640	2,500	2,290	7,065	305	4,060	7,540	320	370	3,200
Rented - Loué.....	3,310	2,035	895	380	2,105	325	880	2,410	370	--	470
Peterborough.....	15,985	9,685	1,995	4,305	9,595	855	5,535	10,265	795	450	4,475
Owned - Possédé.....	11,265	6,815	1,040	3,410	6,860	240	4,165	7,155	195	375	3,540
Rented - Loué.....	4,720	2,870	955	895	2,735	615	1,370	3,110	600	--	935
Prescott.....	5,590	1,315	2,310	1,965	1,785	--	3,725	2,700	--	410	2,425
Owned - Possédé.....	4,245	1,075	1,620	1,550	1,385	--	2,800	1,895	--	325	1,985
Rented - Loué.....	1,345	240	690	415	400	--	925	805	--	--	440

1. Refers to the sharing of common facilities by two or more households. - Usage partagé des commodités ordinaires par deux ménages ou plus.

**TABLE 33. Occupied dwellings by tenure showing water supply, bath and toilet facilities, for counties and census divisions, 1951 - Continued**

**TABLEAU 33. Logements occupés selon le mode d'occupation, service d'eau et commodités de bain et de toilettes, comtés et divisions de recensement, 1951 - suite**

County or census division, and tenure Comté ou division de recensement et mode d'occupation	Total	Water supply (piped inside) Service d'eau (tuyaux intérieurs)			Installed bathtub or shower Baignoire ou douche installée			Toilet facilities Toilettes			
		Hot and cold Eau chaude et eau froide	Cold only Eau froide seule- ment	None Aucun	Exclusive use Usage exclusif	Shared use <sup>1</sup> Usage partagé <sup>1</sup>	None Aucune commodi- té	Flush (exclu- sive) Avec chasse d'eau (usage exclusif)	Flush (shared <sup>1</sup> ) Avec chasse d'eau (usage partagé <sup>1</sup> )	Chemical Chimi- ques	Other Autres
<b>Ontario - Con. - fin</b>											
Prince Edward	5,310	2,010	660	2,640	1,760	165	3,385	1,940	155	160	3,055
Owned - Possédé	3,740	1,405	445	1,890	1,265	--	2,430	1,340	--	135	2,225
Rented - Loué	1,570	605	215	750	495	120	955	600	115	--	830
Rainy River	5,740	2,000	820	2,920	1,900	--	3,745	2,200	110	120	3,310
Owned - Possédé	4,590	1,440	660	2,490	1,400	--	3,140	1,595	--	115	2,820
Rented - Loué	1,150	560	160	430	500	--	605	605	--	--	490
Renfrew	15,655	6,495	2,420	6,740	6,305	330	9,020	7,105	415	245	7,890
Owned - Possédé	11,680	4,070	1,810	5,800	4,050	125	7,505	4,575	120	220	6,765
Rented - Loué	3,975	2,425	610	940	2,255	205	1,515	2,530	295	--	1,125
Russell	3,825	770	1,300	1,755	710	--	3,070	1,040	--	375	2,360
Owned - Possédé	3,115	645	1,020	1,450	605	--	2,480	840	--	320	1,910
Rented - Loué	710	125	280	305	105	--	590	200	--	--	450
Simcoe	27,390	14,345	5,660	7,385	14,405	1,115	11,870	15,720	1,105	505	10,060
Owned - Possédé	20,560	10,210	4,295	6,055	10,555	370	9,635	11,475	360	450	8,275
Rented - Loué	6,830	4,135	1,365	1,330	3,850	745	2,235	4,245	745	--	1,785
Stormont	11,705	5,760	3,100	2,845	6,640	155	4,910	8,030	175	235	3,265
Owned - Possédé	6,510	3,080	1,235	2,195	3,315	--	3,145	3,745	--	180	2,525
Rented - Loué	5,195	2,680	1,865	650	3,325	105	1,765	4,285	115	--	740
Sudbury	24,340	12,955	5,680	5,705	11,615	1,140	11,585	13,460	1,475	635	8,770
Owned - Possédé	14,050	6,685	3,080	4,285	6,210	380	7,460	6,895	465	425	6,265
Rented - Loué	10,290	6,270	2,600	1,420	5,405	760	4,125	6,565	1,010	210	2,505
Thunder Bay	26,860	18,400	2,950	5,510	16,780	1,255	8,825	18,560	1,240	445	6,615
Owned - Possédé	19,020	12,710	2,165	4,145	11,965	410	6,645	13,235	380	325	5,080
Rented - Loué	7,840	5,690	785	1,365	4,815	845	2,180	5,325	860	120	1,535
Timiskaming	12,730	7,170	2,190	3,370	6,850	565	5,315	7,980	625	185	3,940
Owned - Possédé	7,660	3,625	1,330	2,705	3,545	130	3,985	4,195	145	165	3,155
Rented - Loué	5,070	3,545	860	665	3,305	435	1,330	3,785	480	--	785
Victoria	7,830	3,485	750	3,595	3,430	135	4,265	3,655	150	405	3,620
Owned - Possédé	6,120	2,590	545	2,985	2,610	--	3,470	2,740	--	350	3,000
Rented - Loué	1,710	895	205	610	820	--	795	915	120	--	620
Waterloo	32,600	21,740	7,895	2,965	24,280	1,935	6,385	26,145	1,895	425	4,135
Owned - Possédé	23,180	15,920	5,010	2,250	17,955	815	4,410	18,860	720	350	3,250
Rented - Loué	9,420	5,820	2,885	715	6,325	1,120	1,975	7,285	1,175	--	885
Welland	32,345	26,630	2,715	3,000	25,975	1,535	4,835	26,830	1,525	255	3,735
Owned - Possédé	23,010	18,990	1,720	2,300	19,090	460	3,460	19,490	485	175	2,860
Rented - Loué	9,335	7,640	995	700	6,885	1,075	1,375	7,340	1,040	--	875
Wellington	17,765	9,930	3,970	3,865	10,795	530	6,440	11,655	585	530	4,995
Owned - Possédé	13,050	7,110	2,650	3,290	7,710	270	5,070	8,080	290	410	4,270
Rented - Loué	4,715	2,820	1,320	575	3,085	260	1,370	3,575	295	120	725
Wentworth	70,070	55,450	10,160	4,460	57,130	5,390	7,550	58,770	5,130	1,095	5,075
Owned - Possédé	47,735	38,535	6,015	3,185	40,550	2,195	4,990	41,215	2,020	800	3,700
Rented - Loué	22,335	16,915	4,145	1,275	16,580	3,195	2,560	17,555	3,110	295	1,375
York	288,935	258,905	21,065	8,965	252,580	18,315	18,040	255,835	18,420	3,310	11,370
Owned - Possédé	205,575	186,065	13,265	6,245	183,630	9,335	12,610	184,870	9,435	2,675	8,595
Rented - Loué	83,360	72,840	7,800	2,720	68,950	8,980	5,430	70,965	8,985	635	2,775
<b>Manitoba</b>	<b>202,400</b>	<b>100,345</b>	<b>10,040</b>	<b>92,015</b>	<b>87,625</b>	<b>13,210</b>	<b>101,565</b>	<b>90,425</b>	<b>13,365</b>	<b>10,735</b>	<b>87,875</b>
Owned - Possédé	144,645	63,010	6,090	75,545	58,540	3,845	82,260	58,830	3,570	8,630	73,615
Rented - Loué	57,755	37,335	3,950	16,470	29,085	9,365	19,305	31,595	9,795	2,105	14,260
Division No. 1	5,380	310	310	4,760	285	--	5,060	225	--	225	4,905
Owned - Possédé	4,735	255	285	4,195	250	--	4,475	195	--	185	4,345
Rented - Loué	645	--	--	565	--	--	585	--	--	--	560
Division No. 2	8,955	940	475	7,540	825	--	8,105	570	--	1,220	7,145
Owned - Possédé	7,630	855	405	6,370	740	--	6,870	515	--	935	6,170
Rented - Loué	1,325	--	--	1,170	--	--	1,235	--	--	285	975
Division No. 3	6,030	590	110	5,330	560	--	5,455	395	--	185	5,430
Owned - Possédé	4,685	555	105	4,025	525	--	4,145	360	--	145	4,165
Rented - Loué	1,345	--	--	1,305	--	--	1,310	--	--	--	1,265
Division No. 4	4,230	540	--	3,605	450	--	3,765	210	--	250	3,760
Owned - Possédé	3,165	475	--	2,620	395	--	2,760	185	--	215	2,765
Rented - Loué	1,065	--	--	985	--	--	1,005	--	--	--	995

1. Refers to the sharing of common facilities by two or more households. - Usage partagé des commodités ordinaires par deux ménages ou plus.

TABLE 33. Occupied dwellings by tenure showing water supply, bath and toilet facilities, for counties and census divisions, 1951 - Continued

TABLEAU 33. Logements occupés selon le mode d'occupation, service d'eau et commodités de bain et de toilettes, comtés et divisions de recensement, 1951 - suite

County or census division, and tenure Comté ou division de recensement et mode d'occupation	Total	Water supply (piped inside) Service d'eau (tuyaux intérieurs)			Installed bathtub or shower Baignoire ou douche installée			Toilet facilities Toilettes				
		Hot and cold Eau chaude et eau froide	Cold only Eau froide seule- ment	None Aucun	Exclusive use Usage exclusif	Shared use <sup>1</sup> Usage par- tagé <sup>1</sup>	None Aucune commodité	Flush (exclu- sive) Avec chasse d'eau (usage exclusif)	Flush (shared <sup>1</sup> ) Avec chasse d'eau (usage partagé <sup>1</sup> )	Chemical Chimi- ques	Other Autres	
<b>Manitoba - Con. -fin</b>												
Division No. 5	13,900	5,330	840	7,730	4,925	405	8,570	5,020	405	435	8,040	
Owned - Possédé	11,495	4,170	620	6,705	3,990	145	7,360	3,995	135	370	6,995	
Rented - Loué	2,405	1,160	220	1,025	935	260	1,210	1,025	270	--	1,045	
Division No. 6	88,090	73,365	5,400	9,325	62,885	10,975	14,230	66,660	11,260	2,295	7,875	
Owned - Possédé	52,400	43,090	2,540	6,770	39,590	3,115	9,695	40,960	3,020	1,865	6,555	
Rented - Loué	35,690	30,275	2,860	2,555	23,295	7,860	4,535	25,700	8,240	430	1,320	
Division No. 7	10,740	5,030	1,055	4,655	4,335	855	5,550	4,330	800	465	5,145	
Owned - Possédé	7,370	2,980	835	3,555	2,755	230	4,385	2,730	185	395	4,060	
Rented - Loué	3,370	2,050	220	1,100	1,580	625	1,165	1,600	615	--	1,085	
Division No. 8	5,435	1,255	240	3,940	1,150	--	4,205	1,015	--	685	3,655	
Owned - Possédé	4,060	795	160	3,105	745	--	3,275	625	--	540	2,870	
Rented - Loué	1,375	460	--	835	405	--	930	390	--	145	785	
Division No. 9	15,240	7,935	680	6,625	7,775	265	7,200	7,965	265	990	6,020	
Owned - Possédé	12,415	6,375	490	5,550	6,335	--	6,000	6,490	--	850	5,010	
Rented - Loué	2,825	1,560	190	1,075	1,440	185	1,200	1,475	200	140	1,010	
Division No. 10	5,040	805	195	4,040	765	--	4,225	810	--	260	3,920	
Owned - Possédé	4,250	585	145	3,520	570	--	3,665	595	--	235	3,405	
Rented - Loué	790	220	--	520	195	--	560	215	--	--	515	
Division No. 11	7,030	785	105	6,140	665	--	6,330	415	--	870	5,700	
Owned - Possédé	5,610	690	--	4,840	595	--	5,000	375	--	715	4,500	
Rented - Loué	1,420	--	--	1,300	--	--	1,330	--	--	155	1,200	
Division No. 12	5,640	140	--	5,455	130	--	5,495	110	--	185	5,345	
Owned - Possédé	4,995	115	--	4,840	105	--	4,875	--	--	165	4,745	
Rented - Loué	645	--	--	615	--	--	620	--	--	--	600	
Division No. 13	6,320	1,160	135	5,025	1,025	140	5,155	1,095	130	150	4,945	
Owned - Possédé	5,500	895	105	4,500	860	--	4,600	905	--	120	4,440	
Rented - Loué	820	265	--	525	165	100	555	190	--	--	505	
Division No. 14	6,185	380	100	5,705	360	--	5,800	285	--	235	5,650	
Owned - Possédé	5,225	325	--	4,830	310	--	4,900	245	--	205	4,770	
Rented - Loué	960	--	--	875	--	--	900	--	--	--	880	
Division No. 15	3,210	210	--	2,965	195	--	2,975	--	--	370	2,770	
Owned - Possédé	2,820	195	--	2,590	185	--	2,605	--	--	340	2,425	
Rented - Loué	390	--	--	375	--	--	370	--	--	--	345	
Division No. 16	10,975	1,570	230	9,175	1,295	235	9,445	1,265	225	1,915	7,570	
Owned - Possédé	8,290	655	105	7,530	590	--	7,650	520	--	1,350	6,395	
Rented - Loué	2,685	915	125	1,645	705	185	1,795	745	200	565	1,175	
<b>Saskatchewan</b>	<b>221,435</b>	<b>49,485</b>	<b>9,695</b>	<b>162,275</b>	<b>44,010</b>	<b>9,340</b>	<b>168,105</b>	<b>42,395</b>	<b>9,220</b>	<b>16,655</b>	<b>153,185</b>	
Owned - Possédé	164,800	31,330	7,080	126,390	30,635	2,215	131,930	28,635	1,845	13,390	120,930	
Rented - Loué	56,635	18,155	2,615	35,885	13,375	7,125	36,175	13,760	7,375	3,265	32,255	
Division No. 1	9,475	1,115	695	7,665	1,210	110	8,155	905	--	920	7,560	
Owned - Possédé	7,205	795	565	5,845	920	--	6,225	650	--	725	5,795	
Rented - Loué	2,270	320	130	1,820	290	--	1,930	255	--	195	1,765	
Division No. 2	8,700	1,495	300	6,905	1,240	245	7,215	1,115	225	870	6,490	
Owned - Possédé	6,080	980	265	4,835	920	--	5,105	785	--	685	4,570	
Rented - Loué	2,620	515	--	2,070	320	190	2,110	330	185	185	1,920	
Division No. 3	8,175	770	655	6,750	755	--	7,335	505	--	1,210	6,385	
Owned - Possédé	6,165	600	435	5,130	580	--	5,550	355	--	955	4,820	
Rented - Loué	2,010	170	220	1,620	175	--	1,785	150	--	255	1,565	
Division No. 4	5,005	730	445	3,830	590	155	4,260	585	135	370	3,915	
Owned - Possédé	3,845	510	335	3,000	465	--	3,345	460	--	300	3,075	
Rented - Loué	1,160	220	110	830	125	120	915	125	125	--	840	
Division No. 5	12,950	1,330	225	11,395	1,250	160	11,540	820	120	785	11,225	
Owned - Possédé	10,470	1,100	135	9,235	1,050	--	9,340	655	--	690	9,085	
Rented - Loué	2,480	230	--	2,160	200	--	2,200	165	--	--	2,140	
Division No. 6	30,535	13,890	2,715	13,930	12,555	3,190	14,790	13,120	3,345	1,810	12,260	
Owned - Possédé	19,735	7,920	1,960	9,855	8,160	800	10,775	8,420	800	1,395	9,120	
Rented - Loué	10,800	5,970	755	4,075	4,395	2,390	4,015	4,700	2,545	415	3,140	
Division No. 7	14,620	5,235	650	8,735	4,495	1,375	8,750	4,630	1,385	955	7,650	
Owned - Possédé	9,620	2,955	450	6,215	2,915	240	6,465	2,945	220	780	5,675	
Rented - Loué	5,000	2,280	200	2,520	1,580	1,135	2,285	1,685	1,165	175	1,975	

1. Refers to the sharing of common facilities by two or more households - Usage partagé des commodités ordinaires par deux ménages ou plus.

TABLE 33. Occupied dwellings by tenure showing water supply, bath and toilet facilities, for counties and census divisions, 1951 - Continued

TABLEAU 33. Logements occupés selon le mode d'occupation, service d'eau et commodités de bain et de toilettes, comtés et divisions de recensement, 1951 - suite

County or census division, and tenure Comté ou division de recensement et mode d'occupation	Total	Water supply (piped inside) Service d'eau (tuyaux intérieurs)			Installed bathtub or shower Baignoire ou douche installée			Toilet facilities Toilettes				
		Hot and cold Eau chaude et eau froide	Cold only Eau froide seule- ment	None Aucun	Exclusive use Usage exclusif	Shared use <sup>1</sup> Usage par tagé <sup>1</sup>	None Aucune com- modi- té	Flush (exclu- sive) Avec chasse d'eau (usage exclusif)	Flush (shared <sup>1</sup> ) Avec chasse d'eau (usage partagé <sup>1</sup> )	Chem- ical Chimi- ques	Other Autres	
<b>Saskatchewan - Con.-fin</b>												
Division No. 8	10,230	1,990	510	7,730	1,815	310	8,105	1,495	310	880	7,545	
Owned - Possédé	7,205	1,335	365	5,505	1,280	--	5,865	970	--	695	5,505	
Rented - Loué	3,025	655	145	2,225	535	250	2,240	525	275	185	2,040	
Division No. 9	14,275	1,735	475	12,065	1,635	350	12,290	1,560	325	585	11,805	
Owned - Possédé	11,575	1,075	305	10,195	1,080	130	10,365	970	105	500	10,000	
Rented - Loué	2,700	660	170	1,870	555	220	1,925	590	220	--	1,805	
Division No. 10	9,580	320	--	9,175	290	--	9,255	110	--	785	8,655	
Owned - Possédé	8,045	255	--	7,725	240	--	7,795	--	--	685	7,270	
Rented - Loué	1,535	--	--	1,450	--	--	1,460	--	--	100	1,385	
Division No. 11	23,525	12,910	775	9,840	11,005	2,045	10,475	11,465	2,035	1,525	8,500	
Owned - Possédé	16,005	8,400	565	7,040	7,835	380	7,790	8,125	340	1,195	6,345	
Rented - Loué	7,520	4,510	210	2,800	3,170	1,665	2,685	3,340	1,695	330	2,155	
Division No. 12	7,795	830	355	6,610	755	--	6,975	535	--	910	6,295	
Owned - Possédé	5,725	645	270	4,810	615	--	5,080	430	--	675	4,600	
Rented - Loué	2,070	185	--	1,800	140	--	1,895	105	--	235	1,695	
Division No. 13	8,205	970	515	6,720	910	--	7,200	550	--	1,185	6,445	
Owned - Possédé	6,135	745	370	5,020	735	--	5,340	420	--	995	4,715	
Rented - Loué	2,070	225	145	1,700	175	--	1,860	130	--	190	1,730	
Division No. 14	16,360	965	345	15,050	880	160	15,320	615	120	1,370	14,255	
Owned - Possédé	13,350	725	290	12,335	705	--	12,595	445	--	1,065	11,825	
Rented - Loué	3,010	240	--	2,715	175	110	2,725	170	105	305	2,430	
Division No. 15	19,670	3,260	615	15,795	2,855	695	16,120	2,770	710	1,460	14,730	
Owned - Possédé	15,630	2,120	450	13,060	2,030	115	13,485	1,950	105	1,190	12,385	
Rented - Loué	4,040	1,140	165	2,735	825	580	2,635	820	605	270	2,345	
Division No. 16	11,250	1,485	215	9,550	1,350	215	9,685	1,310	230	505	9,205	
Owned - Possédé	8,865	855	155	7,855	850	--	7,975	805	--	440	7,585	
Rented - Loué	2,385	630	--	1,695	500	175	1,710	505	195	--	1,620	
Division No. 17	7,770	330	--	7,355	315	--	7,420	205	--	390	7,170	
Owned - Possédé	6,330	275	--	5,975	260	--	6,040	155	--	340	5,835	
Rented - Loué	1,440	--	--	1,380	--	--	1,380	--	--	--	1,335	
Division No. 18	3,335	125	--	3,175	105	--	3,215	100	--	140	3,095	
Owned - Possédé	2,815	--	--	2,755	--	--	2,795	--	--	--	2,725	
Rented - Loué	520	--	--	420	--	--	420	--	--	--	370	
<b>Alberta</b>	<b>250,750</b>	<b>111,710</b>	<b>12,785</b>	<b>126,255</b>	<b>95,355</b>	<b>17,215</b>	<b>138,180</b>	<b>96,475</b>	<b>16,990</b>	<b>7,980</b>	<b>129,305</b>	
Owned - Possédé	179,055	73,055	8,925	97,075	67,970	4,085	107,000	67,610	3,965	6,280	101,200	
Rented - Loué	71,695	38,655	3,860	29,180	27,385	13,130	31,180	28,865	13,025	1,700	28,105	
Division No. 1	9,905	5,630	1,060	3,215	4,550	935	4,420	4,680	900	165	4,160	
Owned - Possédé	6,555	3,560	765	2,230	3,195	235	3,125	3,230	220	130	2,975	
Rented - Loué	3,350	2,070	295	985	1,355	700	1,295	1,450	680	--	1,185	
Division No. 2	18,645	10,320	2,535	5,790	8,620	1,345	8,680	8,690	1,425	180	8,350	
Owned - Possédé	12,650	7,140	1,765	3,745	6,275	460	5,915	6,275	475	130	5,770	
Rented - Loué	5,995	3,180	770	2,045	2,345	885	2,765	2,415	950	--	2,580	
Division No. 3	4,625	1,080	600	2,945	935	100	3,590	955	--	195	3,395	
Owned - Possédé	3,295	685	435	2,175	600	--	2,655	635	--	150	2,505	
Rented - Loué	1,330	395	165	770	335	--	935	320	--	--	890	
Division No. 4	7,960	2,360	725	4,875	2,085	--	5,800	1,980	100	365	5,515	
Owned - Possédé	5,635	1,870	475	3,290	1,740	--	3,880	1,655	--	275	3,680	
Rented - Loué	2,325	490	250	1,585	345	--	1,920	325	--	--	1,835	
Division No. 5	4,835	540	465	3,830	500	--	4,290	425	--	345	4,040	
Owned - Possédé	3,725	415	355	2,955	390	--	3,310	320	--	270	3,125	
Rented - Loué	1,110	125	110	875	110	--	980	105	--	--	915	
Division No. 6	55,095	40,250	2,500	12,345	33,445	7,720	13,930	34,385	7,390	1,295	12,025	
Owned - Possédé	35,010	25,190	1,685	8,135	23,445	1,625	9,940	23,680	1,555	995	8,780	
Rented - Loué	20,085	15,060	815	4,210	10,000	6,095	3,990	10,705	5,835	300	3,245	
Division No. 7	8,115	940	425	6,750	865	--	7,225	685	--	590	6,800	
Owned - Possédé	6,330	795	320	5,215	755	--	5,555	560	--	460	5,270	
Rented - Loué	1,785	145	105	1,535	110	--	1,670	125	--	130	1,530	
Division No. 8	19,225	6,250	740	12,235	5,680	465	13,080	5,655	415	505	12,650	
Owned - Possédé	14,435	4,500	580	9,355	4,265	155	10,015	4,175	135	430	9,695	
Rented - Loué	4,790	1,750	160	2,880	1,415	310	3,065	1,480	280	--	2,955	

1. Refers to the sharing of common facilities by two or more households. - Usage partagé des commodités ordinaires par deux ménages ou plus.

TABLE 33. Occupied dwellings by tenure showing water supply, bath and toilet facilities, for counties and census divisions, 1951 - Concluded

TABLEAU 33. Logements occupés selon le mode d'occupation, service d'eau et commodités de bain et de toilettes, comtés et divisions de recensement, 1951 - fin

County or census division, and tenure Comté ou division de recensement et mode d'occupation	Total	Water supply (piped inside) Service d'eau (tuyaux intérieurs)			Installed bathtub or shower Baignoire ou douche installée			Toilet facilities Toilettes			
		Hot and cold Eau chaude et eau froide	Cold only Eau froide seule- ment	None - Aucun	Exclusive use Usage exclusif	Shared use <sup>1</sup> Usage par- tagé <sup>1</sup>	None - Aucune com- modité	Flush (exclu- sive) - Avec chasse d'eau (usage exclusif)	Flush (shared <sup>1</sup> ) - Avec chasse d'eau (usage partagé <sup>1</sup> )	Chem- ical - Chimi- ques	Other - Autres
<b>Alberta - Con. - fin</b>											
Division No. 9	8,780	1,345	365	7,070	1,245	--	7,505	1,115	--	130	7,485
Owned - Possédé	6,880	970	195	5,715	945	--	5,925	820	--	115	5,920
Rented - Loué	1,900	375	170	1,355	300	--	1,580	295	--	--	1,565
Division No. 10	13,095	1,330	385	11,380	1,200	140	11,755	1,125	160	785	11,025
Owned - Possédé	11,015	1,100	300	9,615	1,045	--	9,930	945	--	610	9,410
Rented - Loué	2,080	230	--	1,765	155	100	1,825	180	110	175	1,615
Division No. 11	59,550	39,520	2,035	17,995	34,155	6,115	19,280	35,045	6,265	1,565	16,675
Owned - Possédé	39,650	25,120	1,335	13,195	23,645	1,330	14,675	23,965	1,370	1,205	13,110
Rented - Loué	19,900	14,400	700	4,800	10,510	4,785	4,605	11,080	4,895	360	3,565
Division No. 12	4,940	370	220	4,350	315	--	4,610	265	--	195	4,470
Owned - Possédé	3,605	300	100	3,205	240	--	3,360	175	--	150	3,275
Rented - Loué	1,335	--	120	1,145	--	--	1,250	--	--	--	1,195
Division No. 13	7,015	200	--	6,720	185	--	6,810	175	--	160	6,675
Owned - Possédé	6,120	170	--	5,860	165	--	5,940	155	--	155	5,810
Rented - Loué	895	--	--	860	--	--	870	--	--	--	865
Division No. 14	12,080	795	410	10,875	825	--	11,185	670	--	660	10,685
Owned - Possédé	10,440	675	355	9,410	705	--	9,680	570	--	570	9,275
Rented - Loué	1,640	120	--	1,465	120	--	1,505	100	--	--	1,410
Division No. 15	5,430	275	--	5,065	240	--	5,135	240	--	275	4,875
Owned - Possédé	4,295	185	--	4,045	165	--	4,100	165	--	190	3,920
Rented - Loué	1,135	--	--	1,020	--	--	1,035	--	--	--	955
Division No. 16	8,915	455	125	8,335	460	--	8,405	325	--	435	8,125
Owned - Possédé	7,245	350	--	6,800	365	--	6,860	255	--	345	6,640
Rented - Loué	1,670	105	--	1,535	--	--	1,545	--	--	--	1,485
Division No. 17	2,540	--	--	2,480	--	--	2,480	--	--	135	2,355
Owned - Possédé	2,170	--	--	2,130	--	--	2,135	--	--	100	2,040
Rented - Loué	370	--	--	350	--	--	345	--	--	--	315
<b>British Columbia</b>	<b>337,780</b>	<b>271,720</b>	<b>22,400</b>	<b>43,660</b>	<b>252,620</b>	<b>16,420</b>	<b>68,740</b>	<b>257,895</b>	<b>16,500</b>	<b>3,745</b>	<b>59,640</b>
Owned - Possédé	235,160	191,080	13,410	30,670	184,530	3,755	46,875	186,530	3,650	2,590	42,390
Rented - Loué	102,620	80,640	8,990	12,990	68,090	12,665	21,865	71,365	12,850	1,155	17,250
Division No. 1	7,700	4,720	1,050	1,930	4,230	200	3,270	4,565	215	--	2,845
Owned - Possédé	5,235	3,470	615	1,150	3,250	--	1,945	3,445	--	--	1,705
Rented - Loué	2,465	1,250	435	780	980	160	1,325	1,120	170	--	1,140
Division No. 2	17,125	12,530	2,275	2,320	11,285	620	5,220	11,610	645	380	4,490
Owned - Possédé	11,615	8,995	1,345	1,275	8,340	--	3,190	8,470	105	270	2,770
Rented - Loué	5,510	3,535	930	1,045	2,945	535	2,030	3,140	540	110	1,720
Division No. 3	22,455	15,215	3,185	4,055	14,605	460	7,390	14,850	465	405	6,735
Owned - Possédé	15,960	11,215	2,105	2,640	11,000	105	4,855	11,110	--	275	4,510
Rented - Loué	6,495	4,000	1,080	1,415	3,605	355	2,535	3,740	400	130	2,225
Division No. 4	189,320	168,990	8,815	11,515	156,515	11,890	20,915	159,645	11,785	1,665	16,225
Owned - Possédé	132,885	119,090	5,250	8,545	115,415	2,605	14,865	116,505	2,515	1,150	12,715
Rented - Loué	56,435	49,900	3,565	2,970	41,100	9,285	6,050	43,140	9,270	515	3,510
Division No. 5	64,305	55,185	3,875	5,245	52,090	2,505	9,710	53,030	2,570	640	8,065
Owned - Possédé	45,160	38,995	2,295	3,670	37,790	725	6,645	38,125	740	430	5,865
Rented - Loué	19,145	16,190	1,580	1,375	14,300	1,780	3,065	14,905	1,830	210	2,200
Division No. 6	12,035	5,480	1,300	5,255	4,910	490	6,635	4,965	545	--	6,470
Owned - Possédé	7,765	3,705	740	3,320	3,430	140	4,195	3,430	135	--	4,170
Rented - Loué	4,270	1,775	560	1,935	1,480	350	2,440	1,535	410	--	2,300
Division No. 7	4,775	3,370	480	925	3,095	--	1,645	3,195	--	--	1,520
Owned - Possédé	2,690	1,620	300	770	1,480	--	1,205	1,525	--	--	1,150
Rented - Loué	2,085	1,750	180	155	1,615	--	440	1,670	--	--	370
Division No. 8	10,975	2,610	920	7,445	2,400	130	8,445	2,550	125	120	8,180
Owned - Possédé	7,455	1,785	460	5,210	1,670	--	5,755	1,755	--	--	5,585
Rented - Loué	3,520	825	460	2,235	730	100	2,690	795	100	--	2,595
Division No. 9	4,995	3,005	410	1,580	2,875	--	2,035	2,865	100	165	1,865
Owned - Possédé	3,430	1,945	225	1,260	1,885	--	1,525	1,885	--	120	1,410
Rented - Loué	1,565	1,060	185	320	990	--	510	980	--	--	455
Division No. 10	4,095	615	--	3,390	615	--	3,475	620	--	220	3,245
Owned - Possédé	2,965	260	--	2,630	270	--	2,695	280	--	170	2,510
Rented - Loué	1,130	355	--	760	345	--	780	340	--	--	735

1. Refers to the sharing of common facilities by two or more households. - Usage partagé des commodités ordinaires par deux ménages ou plus.

TABLE 34. Occupied dwellings by tenure showing water supply, bath and toilet facilities, for incorporated cities, towns, and villages of 10,000 population and over, 1951

TABLEAU 34. Logements occupés selon le mode d'occupation, service d'eau et commodités de bain et de toilettes, cités, villes et villages constitués de 10,000 et plus, 1951

City, town or village, and tenure Cité, ville ou village et mode d'occupation	Total	Water supply (piped inside) Service d'eau (tuyaux intérieurs)			Installed bathtub or shower Baignoire ou douche installée			Toilet facilities Toilettes			
		Hot and cold Eau chaude et eau froide	Cold only Eau froide seule- ment	None Aucun	Exclusive use Usage exclusif	Shared use <sup>1</sup> Usage par- tagé <sup>1</sup>	None Aucune commo- dité	Flush (exclu- sive) Avec chasse d'eau (usage exclusif)	Flush (shared <sup>1</sup> ) Avec chasse d'eau (usage partagé <sup>1</sup> )	Chem- ical Chimi- ques	Other Autres
<b>Newfoundland</b>											
St. John's .....	10,570	5,685	4,115	770	5,680	545	4,345	8,595	1,165	--	755
Owned - Possédé .....	6,520	4,225	1,920	375	4,190	165	2,165	5,765	360	--	375
Rented - Loué .....	4,050	1,460	2,195	395	1,490	380	2,180	2,830	805	--	380
<b>Prince Edward Island</b>											
Charlottetown .....	3,515	2,920	530	--	2,635	230	650	3,070	290	--	145
Owned - Possédé .....	1,595	1,405	155	--	1,325	--	225	1,460	--	--	--
Rented - Loué .....	1,920	1,515	375	--	1,310	185	425	1,610	230	--	--
<b>Nova Scotia</b>											
Dartmouth .....	3,450	3,185	195	--	2,915	315	220	3,070	300	--	--
Owned - Possédé .....	2,020	1,905	--	--	1,820	--	110	1,885	--	--	--
Rented - Loué .....	1,430	1,280	120	--	1,095	225	110	1,185	210	--	--
Glace Bay .....	5,325	3,070	2,205	--	2,510	140	2,675	4,135	225	--	920
Owned - Possédé .....	4,220	2,530	1,650	--	2,140	--	2,035	3,370	--	--	735
Rented - Loué .....	1,105	540	555	--	370	--	640	765	145	--	185
Halifax .....	18,710	15,490	2,980	240	13,600	2,345	2,765	15,190	3,305	--	190
Owned - Possédé .....	8,785	8,335	315	135	8,005	280	500	8,275	365	--	140
Rented - Loué .....	9,925	7,155	2,665	105	5,595	2,065	2,265	6,915	2,940	--	--
New Waterford .....	2,090	880	1,175	--	755	--	1,315	1,435	--	--	510
Owned - Possédé .....	1,625	740	855	--	635	--	970	1,205	--	--	370
Rented - Loué .....	465	140	320	--	120	--	345	230	--	--	140
Sydney .....	6,325	5,160	915	250	4,615	390	1,320	5,395	480	--	450
Owned - Possédé .....	4,350	3,695	425	230	3,450	120	780	3,820	130	--	400
Rented - Loué .....	1,975	1,465	490	--	1,165	270	540	1,575	350	--	--
Truro .....	2,810	2,425	190	195	2,210	160	440	2,355	140	--	310
Owned - Possédé .....	1,705	1,425	130	150	1,340	--	310	1,400	--	--	255
Rented - Loué .....	1,105	1,000	--	--	870	105	130	955	--	--	--
<b>New Brunswick</b>											
Edmundston .....	2,180	1,590	545	--	1,340	--	765	2,020	--	--	--
Owned - Possédé .....	1,165	885	250	--	715	--	410	1,060	--	--	--
Rented - Loué .....	1,015	705	295	--	625	--	355	960	--	--	--
Fredericton .....	4,255	3,640	385	230	3,325	235	695	3,640	295	--	280
Owned - Possédé .....	1,985	1,710	145	130	1,620	--	305	1,710	--	--	165
Rented - Loué .....	2,270	1,930	240	100	1,705	175	390	1,930	210	--	115
Moncton .....	6,595	6,045	425	125	5,845	245	505	6,115	285	--	180
Owned - Possédé .....	2,890	2,615	175	100	2,565	--	270	2,670	--	--	150
Rented - Loué .....	3,705	3,430	250	--	3,280	190	235	3,445	225	--	--
Saint John .....	13,180	9,850	3,080	250	9,175	455	3,550	12,285	600	--	280
Owned - Possédé .....	2,910	2,440	345	125	2,285	--	565	2,700	--	--	165
Rented - Loué .....	10,270	7,410	2,735	125	6,890	395	2,985	9,585	560	--	115
<b>Québec</b>											
Arvida .....	1,910	1,890	--	--	1,845	--	--	1,855	--	--	--
Owned - Possédé .....	385	380	--	--	345	--	--	360	--	--	--
Rented - Loué .....	1,525	1,510	--	--	1,500	--	--	1,495	--	--	--
Cap-de-la-Madeleine .....	3,795	2,150	1,615	--	2,755	--	1,030	3,700	--	--	--
Owned - Possédé .....	1,945	1,325	610	--	1,530	--	405	1,900	--	--	--
Rented - Loué .....	1,850	825	1,005	--	1,225	--	625	1,800	--	--	--

1. Refers to the sharing of common facilities by two or more households. — Usage partagé des commodités ordinaires par deux ménages ou plus.

TABLE 34. Occupied dwellings by tenure showing water supply, bath and toilet facilities, for incorporated cities, towns, and villages of 10,000 population and over, 1951 - Continued

TABLEAU 34. Logements occupés selon le mode d'occupation, service d'eau et commodités de bain et de toilettes, cités, villes et villages constitués de 10,000 et plus, 1951 - suite

City, town or village, and tenure Cité, ville ou village et mode d'occupation	Total	Water supply (piped inside) Service d'eau (tuyaux intérieurs)			Installed bath tub or shower Baignoire ou douche installée			Toilet facilities Toilettes			
		Hot and cold Eau chaude et eau froide	Cold only Eau froide seulement	None Aucun	Exclusive use Usage exclusif	Shared use <sup>1</sup> Usage partagé <sup>1</sup>	None Aucune commodité	Flush (exclusive) Avec chasse d'eau (usage exclusif)	Flush (shared <sup>1</sup> ) Avec chasse d'eau (usage partagé <sup>1</sup> )	Chemical Chimiques	Other Autres
<b>Québec - Con. - suite</b>											
Chicoutimi	3,875	2,070	1,800	--	2,170	--	1,675	3,785	--	--	--
Owned - Possédé	1,625	1,070	550	--	1,085	--	535	1,595	--	--	--
Rented - Loué	2,250	1,000	1,250	--	1,085	--	1,140	2,190	--	--	--
Drummondville	3,160	2,635	510	--	2,845	--	290	3,095	--	--	--
Owned - Possédé	1,020	885	120	--	940	--	--	990	--	--	--
Rented - Loué	2,140	1,750	390	--	1,905	--	215	2,105	--	--	--
Granby	4,990	4,040	890	--	4,100	--	865	4,855	--	--	--
Owned - Possédé	1,950	1,695	220	--	1,645	--	310	1,895	--	--	--
Rented - Loué	3,030	2,345	670	--	2,455	--	555	2,960	--	--	--
Grand'Mère	2,390	1,440	950	--	1,605	--	775	2,365	--	--	--
Owned - Possédé	955	765	190	--	765	--	185	950	--	--	--
Rented - Loué	1,435	675	760	--	840	--	590	1,415	--	--	--
Hull	9,325	4,160	4,995	170	5,145	360	3,820	8,510	440	--	285
Owned - Possédé	4,175	2,170	1,880	125	2,505	145	1,525	3,805	140	--	175
Rented - Loué	5,150	1,990	3,115	--	2,640	215	2,295	4,705	300	--	110
Jacques-Cartier	4,780	470	1,220	3,090	485	--	4,270	1,025	--	825	2,865
Owned - Possédé	3,285	325	840	2,120	360	--	2,915	685	--	540	2,040
Rented - Loué	1,495	145	380	970	125	--	1,355	340	--	285	825
Joliette	3,250	1,960	1,285	--	2,225	--	960	3,210	--	--	--
Owned - Possédé	1,030	800	230	--	845	--	175	1,020	--	--	--
Rented - Loué	2,220	1,160	1,055	--	1,380	--	785	2,190	--	--	--
Jonquière	3,755	1,795	1,955	--	1,635	--	2,065	3,680	--	--	--
Owned - Possédé	1,640	1,120	515	--	1,000	--	610	1,620	--	--	--
Rented - Loué	2,115	675	1,440	--	635	--	1,455	2,060	--	--	--
Lachine	6,385	4,765	1,605	--	5,525	--	805	6,250	120	--	--
Owned - Possédé	2,675	2,425	245	--	2,510	--	165	2,645	--	--	--
Rented - Loué	3,710	2,340	1,360	--	3,015	--	640	3,605	--	--	--
Lasalle	2,790	2,315	430	--	2,435	--	305	2,535	110	--	115
Owned - Possédé	1,235	975	225	--	1,010	--	225	1,095	--	--	--
Rented - Loué	1,555	1,340	205	--	1,425	--	--	1,440	--	--	--
Lévis	2,435	1,480	935	--	1,695	--	695	2,355	--	--	--
Owned - Possédé	1,385	1,040	330	--	1,090	--	285	1,355	--	--	--
Rented - Loué	1,050	440	605	--	605	--	410	1,000	--	--	--
Longueuil	2,485	2,145	340	--	2,185	--	235	2,400	--	--	--
Owned - Possédé	1,225	1,125	100	--	1,125	--	--	1,180	--	--	--
Rented - Loué	1,260	1,020	240	--	1,060	--	165	1,220	--	--	--
Magog	2,725	2,005	640	--	1,895	150	680	2,565	--	--	--
Owned - Possédé	1,140	940	150	--	870	--	235	1,050	--	--	--
Rented - Loué	1,585	1,065	490	--	1,025	115	445	1,515	--	--	--
Montréal	247,485	155,620	91,320	545	214,665	7,200	25,620	239,205	7,705	260	315
Owned - Possédé	43,215	34,160	8,980	--	40,820	375	2,020	42,510	485	--	165
Rented - Loué	204,270	121,460	82,340	470	173,845	6,825	23,600	196,695	7,220	205	150
Montréal N.	2,985	1,845	1,085	--	2,405	--	555	2,775	--	--	--
Owned - Possédé	1,675	1,060	585	--	1,320	--	345	1,540	--	--	--
Rented - Loué	1,310	785	500	--	1,085	--	210	1,235	--	--	--
Mont-Royal	3,110	3,070	--	--	3,075	--	--	3,080	--	--	--
Owned - Possédé	2,210	2,195	--	--	2,195	--	--	2,200	--	--	--
Rented - Loué	900	875	--	--	880	--	--	880	--	--	--
Outremont	7,420	7,055	365	--	7,370	--	--	7,345	--	--	--
Owned - Possédé	2,375	2,330	--	--	2,375	--	--	2,370	--	--	--
Rented - Loué	5,045	4,725	320	--	4,995	--	--	4,975	--	--	--
Québec	34,970	22,050	12,795	125	25,580	1,130	8,260	33,825	945	140	--
Owned - Possédé	8,540	6,715	1,795	--	7,150	150	1,240	8,335	--	105	--
Rented - Loué	26,430	15,335	11,000	--	18,430	980	7,020	25,490	875	--	--
Rimouski	2,100	1,475	555	--	1,385	--	705	1,980	--	--	--
Owned - Possédé	1,125	815	245	--	735	--	390	1,045	--	--	--
Rented - Loué	975	660	310	--	650	--	315	935	--	--	--
Rouyn	3,015	1,885	925	205	1,915	140	960	2,640	145	--	210
Owned - Possédé	1,125	695	280	150	735	--	385	945	--	--	150
Rented - Loué	1,890	1,190	645	--	1,180	135	575	1,695	135	--	--

1. Refers to the sharing of common facilities by two or more households. - Usage partagé des commodités ordinaires par deux ménages ou plus.

TABLE 34. Occupied dwellings by tenure showing water supply, bath and toilet facilities, for incorporated cities, towns, and villages of 10,000 population and over, 1951 - Continued

TABLEAU 34. Logements occupés selon le mode d'occupation, service d'eau et commodités de bain et de toilettes, cités, villes et villages constitués de 10,000 et plus, 1951 - suite

City, town or village, and tenure Cité, ville ou village et mode d'occupation	Total	Water supply (piped inside) Service d'eau (tuyaux intérieurs)			Installed bathtub or shower Baignoire ou douche installée			Toilet facilities Toilettes			
		Hot and cold Eau chaude et eau froide	Cold only Eau froide seule- ment	None Aucun	Exclusive use Usage exclusif	Shared use <sup>1</sup> Usage par- tagé <sup>1</sup>	None Aucune com- modité	Flush (exclu- sive) Avec chasse d'eau (usage exclusif)	Flush (shared <sup>1</sup> ) Avec chasse d'eau (usage partagé <sup>1</sup> )	Chem- ical Chimi- ques	Other Autres
<b>Québec - Con.-fin</b>											
St-Hyacinthe .....	4,420	2,655	1,755	--	3,360	165	895	4,030	155	235	--
Owned - Possédé .....	1,175	945	230	--	1,050	--	120	1,135	--	--	--
Rented - Loué .....	3,245	1,710	1,525	--	2,310	160	775	2,895	155	195	--
St-Jean .....	4,090	2,875	1,195	--	3,305	110	675	3,955	135	--	--
Owned - Possédé .....	1,320	1,110	210	--	1,170	--	140	1,295	--	--	--
Rented - Loué .....	2,770	1,765	985	--	2,135	100	535	2,660	110	--	--
St-Jérôme (Terrebonne Co.) .....	3,990	2,450	1,525	--	2,895	115	980	3,940	--	--	--
Owned - Possédé .....	1,470	965	490	--	1,115	--	335	1,435	--	--	--
Rented - Loué .....	2,520	1,485	1,035	--	1,780	--	645	2,505	--	--	--
St-Laurent .....	4,975	4,275	660	--	4,785	--	130	4,890	--	--	--
Owned - Possédé .....	1,910	1,735	175	--	1,855	--	--	1,890	--	--	--
Rented - Loué .....	3,065	2,540	485	--	2,930	--	--	3,000	--	--	--
St-Michel .....	2,255	1,555	690	--	1,890	--	295	2,175	--	--	--
Owned - Possédé .....	1,395	1,005	385	--	1,190	--	175	1,360	--	--	--
Rented - Loué .....	860	550	305	--	700	--	120	815	--	--	--
Shawinigan Falls .....	5,670	3,450	2,215	--	4,425	--	1,210	5,615	--	--	--
Owned - Possédé .....	1,310	980	330	--	1,075	--	235	1,310	--	--	--
Rented - Loué .....	4,360	2,470	1,885	--	3,350	--	975	4,305	--	--	--
Sherbrooke .....	11,545	8,985	2,465	--	10,025	135	1,385	11,250	175	--	--
Owned - Possédé .....	3,785	3,310	410	--	3,435	--	315	3,695	--	--	--
Rented - Loué .....	7,760	5,675	2,055	--	6,590	100	1,070	7,555	165	--	--
Sillery .....	2,155	1,825	320	--	1,895	--	260	2,120	--	--	--
Owned - Possédé .....	1,440	1,315	125	--	1,340	--	100	1,420	--	--	--
Rented - Loué .....	715	510	195	--	555	--	160	700	--	--	--
Sorel .....	3,065	1,515	1,540	--	1,930	--	1,125	2,905	--	--	--
Owned - Possédé .....	1,400	800	595	--	895	--	505	1,315	--	--	--
Rented - Loué .....	1,665	715	945	--	1,035	--	620	1,590	--	--	--
Thetford Mines .....	3,330	1,990	1,335	--	1,900	--	1,385	3,260	--	--	--
Owned - Possédé .....	1,945	1,380	565	--	1,295	--	650	1,920	--	--	--
Rented - Loué .....	1,385	610	770	--	605	--	735	1,340	--	--	--
Trois-Rivières .....	9,530	4,920	4,530	--	7,525	120	1,885	9,135	135	--	195
Owned - Possédé .....	2,670	1,805	835	--	2,170	--	480	2,475	--	--	115
Rented - Loué .....	6,860	3,115	3,695	--	5,355	100	1,405	6,660	100	--	--
Valleyfield (Salaberry-de-) .....	4,890	2,730	2,145	--	3,310	--	1,515	4,765	--	--	--
Owned - Possédé .....	2,020	1,405	615	--	1,455	--	545	1,990	--	--	--
Rented - Loué .....	2,870	1,325	1,530	--	1,855	--	970	2,775	--	--	--
Verdun .....	19,805	14,475	5,330	--	19,255	155	395	19,610	190	--	--
Owned - Possédé .....	3,130	2,695	435	--	3,070	--	--	3,120	--	--	--
Rented - Loué .....	16,675	11,780	4,895	--	16,185	150	340	16,490	180	--	--
Victoriaville .....	2,890	2,300	585	--	2,285	--	575	2,840	--	--	--
Owned - Possédé .....	1,335	1,150	170	--	1,090	--	235	1,320	--	--	--
Rented - Loué .....	1,555	1,140	415	--	1,195	--	340	1,520	--	--	--
Westmount .....	6,260	6,175	--	--	6,160	--	--	6,180	--	--	--
Owned - Possédé .....	3,180	3,170	--	--	3,175	--	--	3,170	--	--	--
Rented - Loué .....	3,080	3,005	--	--	2,985	--	--	3,010	--	--	--
<b>Ontario</b>											
Barrie .....	3,525	2,870	585	--	2,795	400	330	2,960	410	--	135
Owned - Possédé .....	2,225	1,910	280	--	1,950	100	175	2,005	120	--	--
Rented - Loué .....	1,300	960	305	--	845	300	155	955	290	--	--
Belleville .....	5,465	4,680	715	--	4,445	335	685	4,840	345	--	250
Owned - Possédé .....	2,945	2,660	255	--	2,545	110	290	2,680	110	--	140
Rented - Loué .....	2,520	2,020	460	--	1,900	225	395	2,160	235	--	110
Brantford .....	10,375	8,410	1,875	--	8,740	855	780	9,400	770	--	140
Owned - Possédé .....	6,410	5,450	955	--	5,850	245	315	6,120	215	--	--
Rented - Loué .....	3,965	2,960	920	--	2,890	610	465	3,280	555	--	--
Brockville .....	3,385	2,875	465	--	2,975	--	360	3,255	--	--	--
Owned - Possédé .....	1,635	1,450	160	--	1,480	--	145	1,585	--	--	--
Rented - Loué .....	1,750	1,425	305	--	1,495	--	215	1,670	--	--	--

1. Refers to the sharing of common facilities by two or more households. - Usage partagé des commodités ordinaires par deux ménages ou plus.



TABLE 34: Occupied dwellings by tenure showing water supply, bath and toilet facilities, for incorporated cities, towns, and villages of 10,000 population and over, 1951 - Continued

TABLEAU 34. Logements occupés selon le mode d'occupation, service d'eau et commodités de bain et de toilettes, cités, villes et villages constitués de 10,000 et plus, 1951 - suite

City, town or village, and tenure Cité, ville ou village et mode d'occupation	Total	Water supply (piped inside) — Service d'eau (tuyaux intérieurs)			Installed bathtub or shower — Baignoire ou douche installée			Toilet facilities — Toilettes			
		Hot and cold — Eau chaude et eau froide	Cold only — Eau froide seule- ment	None — Aucun	Exclusive use — Usage exclusif	Shared use <sup>1</sup> — Usage par- tagé <sup>1</sup>	None — Aucune commodi- té	Flush (exclu- sive) — Avec chasse d'eau (usage exclusif)	Flush (shared <sup>1</sup> ) — Avec chasse d'eau (usage partagé <sup>1</sup> )	Chem- ical — Chimi- ques	Other — Autres
<b>Ontario—Con.—suite</b>											
Chatham .....	6, 105	5, 530	460	115	5, 230	450	425	5, 460	525	--	120
Owned — Possédé .....	3, 440	3, 260	140	--	3, 260	--	145	3, 305	--	--	--
Rented — Loué .....	2, 665	2, 270	320	--	1, 970	415	280	2, 155	455	--	--
Cornwall .....	4, 100	2, 960	1, 115	--	3, 370	--	650	3, 960	100	--	--
Owned — Possédé .....	1, 730	1, 335	380	--	1, 455	--	250	1, 670	--	--	--
Rented — Loué .....	2, 370	1, 625	735	--	1, 915	--	400	2, 290	--	--	--
Eastview .....	3, 190	2, 095	1, 060	--	2, 450	--	695	2, 940	--	--	115
Owned — Possédé .....	1, 450	1, 005	425	--	1, 155	--	285	1, 360	--	--	--
Rented — Loué .....	1, 740	1, 090	635	--	1, 295	--	410	1, 580	--	--	--
Forest Hill .....	4, 250	4, 210	--	--	4, 220	--	--	4, 225	--	--	--
Owned — Possédé .....	2, 885	2, 865	--	--	2, 870	--	--	2, 870	--	--	--
Rented — Loué .....	1, 365	1, 345	--	--	4, 350	--	--	1, 355	--	--	--
Fort William .....	9, 300	8, 425	785	--	7, 575	690	1, 035	8, 250	725	--	270
Owned — Possédé .....	6, 675	6, 085	565	--	5, 750	215	710	6, 250	210	--	180
Rented — Loué .....	2, 625	2, 340	220	--	1, 825	475	325	2, 000	515	--	--
Galt .....	5, 470	3, 820	1, 620	--	4, 590	255	625	5, 170	255	--	--
Owned — Possédé .....	3, 520	2, 645	855	--	3, 160	105	255	3, 400	--	--	--
Rented — Loué .....	1, 950	1, 175	765	--	1, 430	150	370	1, 770	170	--	--
Guelph .....	7, 105	5, 370	1, 680	--	6, 050	185	870	6, 695	245	--	145
Owned — Possédé .....	4, 320	3, 430	850	--	3, 850	--	410	4, 110	--	--	105
Rented — Loué .....	2, 785	1, 940	830	--	2, 200	125	460	2, 585	155	--	--
Hamilton .....	55, 340	47, 025	7, 915	400	48, 140	5, 040	2, 160	49, 445	4, 820	540	535
Owned — Possédé .....	36, 090	31, 465	4, 420	205	32, 965	2, 010	1, 115	33, 445	1, 855	395	395
Rented — Loué .....	19, 250	15, 560	3, 495	195	15, 175	3, 030	1, 045	16, 000	2, 965	145	140
Kingston .....	8, 710	7, 670	935	105	7, 190	770	750	7, 835	770	--	--
Owned — Possédé .....	4, 115	3, 875	200	--	3, 750	225	140	3, 855	215	--	--
Rented — Loué .....	4, 595	3, 795	735	--	3, 440	545	610	3, 980	555	--	--
Kitchener .....	11, 570	9, 180	2, 310	--	9, 945	1, 060	565	10, 500	985	--	--
Owned — Possédé .....	7, 500	6, 200	1, 290	--	6, 875	400	225	7, 165	290	--	--
Rented — Loué .....	4, 070	2, 980	1, 020	--	3, 070	660	340	3, 335	695	--	--
Leaside .....	4, 645	4, 450	195	--	4, 600	--	--	4, 610	--	--	--
Owned — Possédé .....	3, 780	3, 625	155	--	3, 755	--	--	3, 755	--	--	--
Rented — Loué .....	865	825	--	--	845	--	--	855	--	--	--
London .....	26, 385	23, 005	3, 130	250	23, 395	1, 555	1, 435	24, 620	1, 470	--	215
Owned — Possédé .....	15, 895	14, 285	1, 570	--	14, 810	355	730	15, 335	400	--	120
Rented — Loué .....	10, 490	8, 720	1, 560	210	8, 585	1, 200	705	9, 285	1, 070	--	--
Mimico .....	3, 015	2, 775	235	--	2, 875	--	--	2, 955	--	--	--
Owned — Possédé .....	2, 130	1, 970	160	--	2, 065	--	--	2, 100	--	--	--
Rented — Loué .....	885	805	--	--	810	--	--	855	--	--	--
New Toronto .....	2, 360	2, 175	185	--	2, 320	--	--	2, 320	--	--	--
Owned — Possédé .....	1, 790	1, 635	155	--	1, 780	--	--	1, 775	--	--	--
Rented — Loué .....	570	540	--	--	540	--	--	545	--	--	--
Niagara Falls .....	6, 105	5, 775	315	--	5, 405	620	--	5, 455	620	--	--
Owned — Possédé .....	3, 920	3, 775	140	--	3, 685	185	--	3, 710	200	--	--
Rented — Loué .....	2, 185	2, 000	175	--	1, 720	435	--	1, 745	420	--	--
North Bay .....	4, 400	3, 405	960	--	3, 460	205	735	3, 990	175	--	215
Owned — Possédé .....	3, 005	2, 370	615	--	2, 525	--	435	2, 810	--	--	135
Rented — Loué .....	1, 395	1, 035	345	--	935	160	300	1, 180	135	--	--
Orillia .....	3, 430	2, 515	760	155	2, 450	235	745	2, 830	205	--	360
Owned — Possédé .....	2, 435	1, 835	505	--	1, 805	--	535	2, 070	--	--	275
Rented — Loué .....	995	680	255	--	645	140	210	760	140	--	--
Oshawa .....	11, 225	9, 050	1, 355	820	8, 480	965	1, 780	8, 880	990	--	1, 270
Owned — Possédé .....	8, 245	6, 820	885	540	6, 595	430	1, 220	6, 840	450	--	895
Rented — Loué .....	2, 980	2, 230	470	280	1, 885	535	560	2, 040	540	--	375
Ottawa .....	48, 965	40, 295	6, 565	2, 105	41, 600	2, 555	4, 810	43, 820	2, 740	445	1, 960
Owned — Possédé .....	21, 260	18, 240	1, 765	1, 255	18, 715	615	1, 930	19, 170	615	290	1, 185
Rented — Loué .....	27, 705	22, 055	4, 800	850	22, 885	1, 940	2, 880	24, 650	2, 125	155	775
Owen Sound .....	4, 465	3, 355	990	120	3, 505	265	695	3, 870	280	--	290
Owned — Possédé .....	3, 080	2, 365	630	--	2, 480	125	475	2, 720	115	--	230
Rented — Loué .....	1, 385	990	360	--	1, 025	140	220	1, 150	165	--	--

1. Refers to the sharing of common facilities by two or more households.—Usage partagé des commodités ordinaires par deux ménages ou plus.

TABLE 34. Occupied dwellings by tenure showing water supply, bath and toilet facilities, for incorporated cities, towns, and villages of 10,000 population and over, 1951—Continued

TABLEAU 34. Logements occupés selon le mode d'occupation, service d'eau et commodités de bain et de toilettes, cités, villes et villages constitués de 10,000 et plus, 1951— suite

City, town or village, and tenure Cité, ville ou village et mode d'occupation	Total	Water supply (piped inside) — Service d'eau (tuyaux intérieurs)			Installed bathtub or shower — Baignoire ou douche installée			Toilet facilities — Toilettes			
		Hot and cold: — Eau chaude et eau froide	Cold only — Eau froide seule- ment	None — Aucun	Exclusive use — Usage exclusif	Shared use <sup>1</sup> — Usage par- tagé <sup>1</sup>	None — Aucune commodi- té	Flush (exclu- sive) — Avec chasse d'eau (usage exclusif)	Flush (shared <sup>1</sup> ) — Avec chasse d'eau (usage partagé <sup>1</sup> )	Chem- ical — Chimi- ques	Other — Autres
<b>Ontario—Con.—fin</b>											
Pembroke .....	3,045	1,875	1,095	--	1,750	135	1,160	2,090	210	--	745
Owned — Possédé .....	2,220	1,315	865	--	1,305	--	885	1,550	--	--	625
Rented — Loué .....	825	560	230	--	445	105	275	540	165	--	120
Peterborough .....	10,020	8,340	1,505	175	8,255	800	965	8,860	750	135	275
Owned — Possédé .....	6,370	5,640	615	115	5,655	205	510	5,900	175	--	200
Rented — Loué .....	3,650	2,700	890	--	2,600	595	455	2,960	575	--	--
Port Arthur .....	8,425	7,025	995	405	6,455	460	1,510	7,350	440	140	495
Owned — Possédé .....	6,275	5,225	735	315	4,995	145	1,135	5,625	135	105	410
Rented — Loué .....	2,150	1,800	260	--	1,460	315	375	1,725	305	--	--
St. Catharines .....	10,380	9,450	900	--	9,600	450	330	9,950	385	--	--
Owned — Possédé .....	6,595	6,240	345	--	6,330	115	150	6,490	--	--	--
Rented — Loué .....	3,785	3,210	555	--	3,270	335	180	3,460	300	--	--
St. Thomas .....	5,540	5,170	360	--	4,965	385	190	5,120	365	--	--
Owned — Possédé .....	3,450	3,290	160	--	3,225	130	--	3,275	150	--	--
Rented — Loué .....	2,090	1,880	200	--	1,740	255	--	1,845	215	--	--
Sarnia .....	9,380	8,365	740	275	7,925	485	970	8,370	460	--	525
Owned — Possédé .....	6,620	6,050	435	135	5,805	235	580	6,080	190	--	330
Rented — Loué .....	2,760	2,315	305	140	2,120	250	390	2,290	270	--	195
Sault Ste. Marie .....	7,855	7,045	750	--	6,195	585	1,075	6,875	685	--	290
Owned — Possédé .....	5,330	4,905	390	--	4,490	260	580	4,880	240	--	210
Rented — Loué .....	2,525	2,140	360	--	1,705	325	495	1,995	445	--	--
Strafford .....	5,445	4,230	1,170	--	4,455	420	570	4,895	445	--	--
Owned — Possédé .....	3,650	2,920	710	--	3,100	200	350	3,390	180	--	--
Rented — Loué .....	1,795	1,310	460	--	1,355	220	220	1,505	265	--	--
Sudbury .....	9,450	7,365	2,025	--	6,405	840	2,205	7,975	1,185	--	275
Owned — Possédé .....	4,435	3,735	685	--	3,415	275	745	3,925	370	--	135
Rented — Loué .....	5,015	3,630	1,340	--	2,990	565	1,460	4,050	815	--	140
Timmins .....	6,920	5,645	1,230	--	5,710	165	1,045	6,600	180	--	--
Owned — Possédé .....	3,380	2,940	420	--	2,935	--	380	3,250	--	--	--
Rented — Loué .....	3,540	2,705	810	--	2,775	100	665	3,350	135	--	--
Toronto .....	157,175	146,165	10,470	540	139,410	15,365	2,400	141,440	15,445	215	--
Owned — Possédé .....	97,795	92,965	4,790	--	89,360	7,625	810	89,970	7,670	130	--
Rented — Loué .....	59,380	53,200	5,680	500	50,050	7,740	1,590	51,470	7,775	--	--
Trenton .....	2,770	1,830	710	230	1,695	250	825	1,925	285	--	535
Owned — Possédé .....	1,490	955	395	140	965	--	455	1,075	--	--	325
Rented — Loué .....	1,280	875	315	--	730	180	370	850	210	--	210
Waterloo .....	3,045	2,320	695	--	2,610	165	270	2,800	160	--	--
Owned — Possédé .....	2,170	1,735	415	--	1,985	--	115	2,060	--	--	--
Rented — Loué .....	875	585	280	--	625	--	155	740	100	--	--
Welland .....	3,935	3,780	150	--	3,745	135	--	3,720	200	--	--
Owned — Possédé .....	2,585	2,515	--	--	2,535	--	--	2,515	--	--	--
Rented — Loué .....	1,350	1,265	--	--	1,210	105	--	1,205	135	--	--
Windsor .....	31,815	29,975	1,620	220	28,880	2,125	810	29,685	2,015	--	--
Owned — Possédé .....	17,300	16,655	620	--	16,670	380	250	16,895	340	--	--
Rented — Loué .....	14,515	13,320	1,000	195	12,210	1,745	560	12,790	1,675	--	--
Woodstock .....	4,635	4,105	520	--	3,995	310	330	4,225	300	--	--
Owned — Possédé .....	2,740	2,500	235	--	2,490	--	155	2,590	--	--	--
Rented — Loué .....	1,895	1,605	285	--	1,505	215	175	1,635	220	--	--
<b>Manitoba</b>											
Brandon .....	5,360	3,870	695	795	3,265	810	1,285	3,465	785	--	1,065
Owned — Possédé .....	3,430	2,355	520	555	2,200	200	1,030	2,360	175	--	850
Rented — Loué .....	1,930	1,515	175	240	1,065	610	255	1,105	610	--	215
St. Boniface .....	6,625	5,965	340	320	5,180	690	755	5,490	700	340	--
Owned — Possédé .....	4,070	3,695	160	215	3,370	265	435	3,540	240	225	--
Rented — Loué .....	2,555	2,270	180	105	1,810	425	320	1,950	460	115	--
Winnipeg .....	64,630	59,550	3,905	1,175	50,405	9,985	4,240	54,045	10,285	145	155
Owned — Possédé .....	34,280	32,830	1,370	--	30,045	2,750	1,485	31,475	2,680	--	--
Rented — Loué .....	30,350	26,720	2,535	1,095	20,360	7,235	2,755	22,570	7,605	--	--

1. Refers to the sharing of common facilities by two or more households.— Usage partagé des commodités ordinaires par deux ménages ou plus.

TABLE 34. Occupied dwellings by tenure showing water supply, bath and toilet facilities, for incorporated cities, towns, and villages of 10,000 population and over, 1951 - Concluded

TABLEAU 34. Logements occupés selon le mode d'occupation, service d'eau et commodités de bain et de toilettes, cités, villes et villages constitués de 10,000 et plus, 1951 - fin

City, town or village, and tenure Cité, ville ou village et mode d'occupation	Total	Water supply (piped inside) — Service d'eau (tuyaux intérieurs)			Installed bathtub or shower — Baignoire ou douche installée			Toilet facilities — Toilettes			
		Hot and cold — Eau chaude et eau froide	Cold only — Eau froide seule- ment	None — Aucun	Exclusive use — Usage exclusif	Shared use <sup>1</sup> — Usage par- tagé <sup>1</sup>	None — Aucune commo- dité	Flush (exclu- sive) — Avec chasse d'eau (usage exclusif)	Flush (shared <sup>1</sup> ) — Avec chasse d'eau (usage partagé <sup>1</sup> )	Chem- ical — Chimi- ques	Other — Autres
<b>Saskatchewan</b>											
Moose Jaw .....	7,320	4,890	490	1,940	4,175	1,325	1,820	4,405	1,350	--	1,470
Owned - Possédé .....	4,170	2,670	350	1,150	2,655	225	1,290	2,785	210	--	1,125
Rented - Loué .....	3,150	2,220	140	790	1,520	1,100	530	1,620	1,140	--	345
Prince Albert .....	4,355	2,490	320	1,545	2,175	625	1,555	2,315	620	280	1,140
Owned - Possédé .....	2,725	1,540	190	995	1,480	--	1,155	1,600	--	195	845
Rented - Loué .....	1,630	950	130	550	695	535	400	715	535	--	295
Regina .....	19,160	12,745	2,285	4,130	11,495	3,090	4,575	12,305	3,280	335	3,240
Owned - Possédé .....	11,060	7,070	1,620	2,370	7,360	745	2,955	7,840	775	215	2,230
Rented - Loué .....	8,100	5,675	665	1,760	4,135	2,345	1,620	4,465	2,505	120	1,010
Saskatoon .....	14,980	12,060	405	2,515	10,275	1,910	2,795	10,895	1,920	410	1,755
Owned - Possédé .....	9,585	7,770	260	1,555	7,245	330	2,010	7,675	315	265	1,330
Rented - Loué .....	5,395	4,290	145	960	3,030	1,580	785	3,220	1,605	145	425
<b>Alberta</b>											
Calgary .....	37,710	35,045	735	1,930	28,625	7,495	1,590	29,610	7,155	130	815
Owned - Possédé .....	22,240	21,410	345	485	19,810	1,555	875	20,180	1,460	--	545
Rented - Loué .....	15,470	13,635	390	1,445	8,815	5,940	715	9,430	5,695	--	270
Edmonton .....	42,925	37,515	1,525	3,885	32,305	6,040	4,580	33,400	6,150	690	2,685
Owned - Possédé .....	26,325	23,560	915	1,850	22,185	1,295	2,845	22,700	1,325	485	1,815
Rented - Loué .....	16,600	13,955	610	2,035	10,120	4,745	1,735	10,700	4,825	205	870
Lethbridge .....	6,580	5,460	765	355	4,590	940	1,050	4,730	945	--	865
Owned - Possédé .....	3,955	3,350	435	170	3,035	295	625	3,105	270	--	555
Rented - Loué .....	2,625	2,110	330	185	1,555	645	425	1,625	675	--	310
Medicine Hat .....	4,925	4,545	270	110	3,670	860	395	3,885	825	--	180
Owned - Possédé .....	2,910	2,700	185	--	2,440	215	255	2,560	195	--	130
Rented - Loué .....	2,015	1,845	--	--	1,230	645	140	1,325	630	--	--
<b>British Columbia</b>											
New Westminster .....	7,985	7,665	160	160	6,865	885	235	6,970	860	--	125
Owned - Possédé .....	5,345	5,295	--	--	5,100	160	--	5,110	160	--	--
Rented - Loué .....	2,640	2,370	140	130	1,765	725	150	1,860	700	--	--
North Vancouver .....	4,535	4,415	--	--	4,235	215	--	4,290	225	--	--
Owned - Possédé .....	3,355	3,335	--	--	3,295	--	--	3,330	--	--	--
Rented - Loué .....	1,180	1,080	--	--	940	195	--	960	215	--	--
Penticton .....	3,110	2,790	215	105	2,660	--	400	2,670	--	--	315
Owned - Possédé .....	2,290	2,075	155	--	1,975	--	290	2,000	--	--	240
Rented - Loué .....	820	715	--	--	685	--	110	670	--	--	--
Trall .....	3,150	2,970	165	--	2,770	195	185	2,910	225	--	--
Owned - Possédé .....	1,715	1,675	--	--	1,630	--	--	1,680	--	--	--
Rented - Loué .....	1,435	1,295	125	--	1,140	170	125	1,230	200	--	--
Vancouver .....	101,330	97,270	2,930	1,130	89,060	9,820	2,450	90,850	9,680	320	480
Owned - Possédé .....	63,885	62,305	1,360	220	61,010	2,095	780	61,530	1,950	140	285
Rented - Loué .....	37,445	34,965	1,570	910	28,050	7,725	1,670	29,320	7,730	180	215
Victoria .....	15,790	14,895	685	210	13,680	1,730	380	14,000	1,695	--	--
Owned - Possédé .....	9,195	8,830	325	--	8,565	530	100	8,635	500	--	--
Rented - Loué .....	6,595	6,065	360	170	5,115	1,200	280	5,365	1,195	--	--

1. Refers to the sharing of common facilities by two or more households. - Usage partagé des commodités ordinaires par deux ménages ou plus.

**TABLE 35. Occupied dwellings by tenure showing water supply, bath and toilet facilities, for census metropolitan areas, 1951**

**TABLEAU 35. Logements occupés selon le mode d'occupation, service d'eau et commodités de bain et de toilettes, zones métropolitaines de recensement, 1951**

Census metropolitan area and tenure Zone métropolitaine de recensement et mode d'occupation	Total	Water supply (piped inside) — Service d'eau (tuyaux intérieurs)			Installed bathtub or shower — Baignoire ou douche installée			Toilet facilities — Toilettes			
		Hot and cold — Eau chaude et eau froide	Cold only — Eau froide seule- ment	None — Aucun	Exclusive use — Usage exclusif	Shared use <sup>1</sup> — Usage partagé <sup>1</sup>	None — Aucune commodité	Flush (exclu- sive) — Avec chasse d'eau (usage exclusif)	Flush (shared <sup>1</sup> ) — Avec chasse d'eau (usage partagé <sup>1</sup> )	Chem- ical — Chimi- ques	Other — Autres
Calgary .....	40,235	35,835	1,070	3,330	29,405	7,510	3,320	30,365	7,155	335	2,380
Owned — Possédé .....	24,135	21,945	625	1,565	20,355	1,560	2,220	20,695	1,460	205	1,775
Rented — Loué .....	16,100	13,890	445	1,765	9,050	5,950	1,100	9,670	5,695	130	605
Edmonton .....	46,395	37,780	1,660	6,955	32,500	6,055	7,840	33,580	6,180	965	5,670
Owned — Possédé .....	28,880	23,755	1,035	4,090	22,315	1,300	5,265	22,815	1,335	740	3,990
Rented — Loué .....	17,515	14,025	625	2,865	10,185	4,755	2,575	10,765	4,845	225	1,680
Halifax .....	29,640	22,325	4,080	3,235	20,120	2,780	6,740	22,115	3,730	350	3,445
Owned — Possédé .....	16,230	12,825	1,030	2,375	12,375	440	3,415	12,870	535	230	2,595
Rented — Loué .....	13,410	9,500	3,050	860	7,745	2,340	3,325	9,245	3,195	120	850
Hamilton .....	68,640	56,365	9,875	2,400	58,080	5,360	5,200	59,750	5,135	970	2,785
Owned — Possédé .....	46,655	39,310	5,715	1,630	41,330	2,160	3,165	41,970	2,025	725	1,935
Rented — Loué .....	21,985	17,055	4,160	770	16,750	3,200	2,035	17,780	3,110	245	850
London .....	32,835	27,875	4,080	880	28,415	1,745	2,675	29,835	1,670	150	1,180
Owned — Possédé .....	21,170	18,410	2,290	470	19,125	405	1,640	19,815	455	--	805
Rented — Loué .....	11,665	9,465	1,790	410	9,290	1,340	1,035	10,020	1,215	--	375
Montréal .....	334,705	219,885	109,245	5,575	288,665	8,240	37,800	318,670	9,085	1,920	5,030
Owned — Possédé .....	81,570	63,185	14,890	3,495	71,935	530	9,105	76,065	820	1,195	3,490
Rented — Loué .....	253,135	156,700	94,355	2,080	216,730	7,710	28,695	242,605	8,265	725	1,540
Ottawa .....	66,265	48,670	14,460	3,135	51,460	3,020	11,785	58,645	3,355	990	3,275
Owned — Possédé .....	29,895	22,910	5,035	1,950	23,930	790	5,175	26,460	800	625	2,010
Rented — Loué .....	36,370	25,760	9,425	1,185	27,530	2,230	6,610	32,185	2,555	365	1,265
Québec .....	54,930	33,880	20,695	355	38,335	1,425	15,170	52,945	1,230	275	480
Owned — Possédé .....	19,910	14,635	5,105	170	15,270	230	4,410	19,225	145	215	325
Rented — Loué .....	35,020	19,245	15,590	185	23,065	1,195	10,760	33,720	1,085	--	155
Saint John .....	19,735	13,780	4,245	1,710	12,940	595	6,200	16,805	755	135	2,040
Owned — Possédé .....	7,480	5,150	1,080	1,250	4,965	100	2,415	5,800	--	--	1,535
Rented — Loué .....	12,255	8,630	3,165	460	7,975	495	3,785	11,005	680	--	505
St. John's (Nfld.) .....	12,995	6,060	4,385	2,550	6,010	550	6,435	9,150	1,165	100	2,580
Owned — Possédé .....	8,565	4,555	2,160	1,850	4,475	170	3,920	6,245	360	--	1,910
Rented — Loué .....	4,430	1,505	2,225	700	1,535	380	2,515	2,905	805	--	670
Toronto .....	273,200	251,070	18,555	3,575	244,365	18,020	10,815	247,420	18,150	2,380	5,250
Owned — Possédé .....	193,405	179,825	11,320	2,260	177,020	9,160	7,225	178,140	9,280	1,995	3,990
Rented — Loué .....	79,795	71,245	7,235	1,315	67,345	8,860	3,590	69,280	8,870	385	1,260
Vancouver .....	153,975	146,380	5,010	2,585	135,710	11,570	6,695	138,430	11,475	970	3,100
Owned — Possédé .....	105,445	101,755	2,580	1,110	99,375	2,485	3,585	100,395	2,390	620	2,040
Rented — Loué .....	48,530	44,625	2,430	1,475	36,335	9,085	3,110	38,035	9,085	350	1,060
Victoria .....	31,620	30,135	1,065	420	28,600	1,990	1,030	29,040	1,945	155	480
Owned — Possédé .....	22,010	21,305	530	175	20,935	590	485	21,050	560	--	310
Rented — Loué .....	9,610	8,830	535	245	7,665	1,400	545	7,990	1,385	--	170
Windsor .....	41,595	37,535	3,285	775	36,520	2,260	2,815	38,100	2,170	--	1,260
Owned — Possédé .....	25,605	23,265	1,870	470	23,430	420	1,755	24,215	390	--	950
Rented — Loué .....	15,990	14,270	1,415	305	13,090	1,840	1,060	13,885	1,780	--	310
Winnipeg .....	95,955	83,370	5,910	6,675	72,335	11,415	12,205	76,445	11,680	2,430	5,400
Owned — Possédé .....	58,770	51,325	2,885	4,560	47,585	3,250	7,935	49,180	3,130	1,990	4,470
Rented — Loué .....	37,185	32,045	3,025	2,115	24,750	8,165	4,270	27,265	8,550	440	930

1. Refers to the sharing of common facilities by two or more households. — Usage partagé des commodités ordinaires par deux ménages ou plus.

TABLE 36. Occupied dwellings by tenure showing lighting, cooking, and refrigeration facilities, for provinces, rural farm, rural non-farm, and urban size groups, 1951

TABLEAU 36. Logements occupés selon le mode d'occupation, commodités d'éclairage, de réfrigération et de cuisson, provinces, régions rurales agricoles, rurales non agricoles, et urbaines par groupe d'importance, 1951

Locality and tenure Localité et mode d'occupation	Total <sup>1</sup>	Lighting facilities Commodités d'éclairage			Refrigeration facilities Commodités de réfrigération			Cooking facilities Commodités de cuisson			
		Electricity Électricité		Gas, kerosene lamps, etc. Gaz, lampes à kérosène, etc.	Mech- anical (electric or gas) Réfrigé- rateur mé- canique (à l'électricité ou à gaz)	Ice box Glacière	None Aucune	Electric range Cuisinière élec- trique	Gas range Cuisinière à gaz	Wood or coal range Cuisinière à charbon ou à bois	Oil stove Brûleur à l'huile
		Power line source D'une ligne extérieure	Home generated source Générée à la maison								
<b>CANADA</b> .....	<b>3,409,295</b>	<b>2,923,210</b>	<b>43,825</b>	<b>442,260</b>	<b>1,594,980</b>	<b>621,100</b>	<b>1,136,585</b>	<b>975,655</b>	<b>723,785</b>	<b>1,485,055</b>	<b>178,885</b>
Owned - Possédé .....	2,236,955	1,830,040	36,040	370,875	1,030,475	309,000	852,530	644,670	344,045	1,128,680	93,830
Rented - Loué .....	1,172,340	1,093,170	7,785	71,385	564,505	312,100	284,055	330,985	379,740	356,375	85,055
<b>Rural - Rurale</b> .....	<b>1,254,280</b>	<b>784,370</b>	<b>42,465</b>	<b>427,425</b>	<b>326,865</b>	<b>102,860</b>	<b>784,920</b>	<b>163,475</b>	<b>47,395</b>	<b>987,100</b>	<b>38,800</b>
Owned - Possédé .....	1,028,780	633,560	35,225	359,995	266,600	76,900	650,715	127,015	36,610	824,255	26,975
Rented - Loué .....	225,480	150,810	7,240	67,430	60,265	25,960	134,205	36,460	10,785	162,845	11,825
<b>Farm - Agricole</b> .....	<b>629,785</b>	<b>324,065</b>	<b>29,995</b>	<b>275,725</b>	<b>137,840</b>	<b>36,840</b>	<b>427,425</b>	<b>63,090</b>	<b>18,735</b>	<b>535,115</b>	<b>7,340</b>
Owned - Possédé .....	570,260	298,645	26,585	245,030	126,595	33,025	384,980	57,010	15,815	486,305	6,320
Rented - Loué .....	59,525	25,420	3,410	30,695	11,245	3,815	42,445	6,080	2,920	48,810	1,020
<b>Non-farm - Non agricole</b> .....	<b>624,475</b>	<b>460,305</b>	<b>12,470</b>	<b>151,700</b>	<b>189,025</b>	<b>66,020</b>	<b>357,495</b>	<b>100,385</b>	<b>28,660</b>	<b>451,985</b>	<b>31,460</b>
Owned - Possédé .....	458,520	334,915	8,640	114,965	140,005	43,875	265,735	70,005	20,795	337,950	20,655
Rented - Loué .....	165,955	125,390	3,830	36,735	49,020	22,145	91,760	30,380	7,865	114,035	10,805
<b>Urban - Urbaine</b> .....	<b>2,155,035</b>	<b>2,138,840</b>	<b>1,360</b>	<b>14,835</b>	<b>1,268,115</b>	<b>518,240</b>	<b>351,665</b>	<b>812,180</b>	<b>676,390</b>	<b>497,955</b>	<b>140,085</b>
Owned - Possédé .....	1,208,175	1,196,480	815	10,880	763,875	232,100	201,815	517,655	307,435	304,425	66,855
Rented - Loué .....	946,860	942,360	545	3,955	504,240	286,140	149,850	294,525	368,955	193,530	73,230
<b>100,000 and over - 100,000 et plus</b> .....	<b>848,640</b>	<b>847,405</b>	<b>180</b>	<b>1,055</b>	<b>542,760</b>	<b>220,930</b>	<b>79,290</b>	<b>288,580</b>	<b>453,555</b>	<b>66,720</b>	<b>30,165</b>
Owned - Possédé .....	390,930	390,155	--	710	279,940	74,020	34,160	166,830	180,750	28,250	11,505
Rented - Loué .....	457,710	457,250	115	345	262,820	146,910	45,130	121,750	272,805	38,470	18,660
<b>30,000-99,999</b> .....	<b>375,015</b>	<b>373,670</b>	<b>120</b>	<b>1,225</b>	<b>222,910</b>	<b>91,755</b>	<b>57,890</b>	<b>177,300</b>	<b>94,650</b>	<b>71,825</b>	<b>26,010</b>
Owned - Possédé .....	227,045	226,155	--	825	147,330	46,105	32,075	123,165	48,200	41,680	12,320
Rented - Loué .....	147,970	147,515	--	400	75,580	45,650	25,815	54,135	46,450	30,145	13,690
<b>10,000-29,999</b> .....	<b>369,795</b>	<b>367,780</b>	<b>195</b>	<b>1,820</b>	<b>217,835</b>	<b>90,785</b>	<b>57,955</b>	<b>164,390</b>	<b>62,680</b>	<b>100,455</b>	<b>36,500</b>
Owned - Possédé .....	220,445	219,095	--	1,270	140,005	46,100	32,280	106,260	34,400	59,830	17,380
Rented - Loué .....	149,350	148,685	115	550	77,830	44,685	25,675	58,130	28,280	40,625	19,120
<b>Under 10,000 - Moins de 10,000</b> ..	<b>561,585</b>	<b>549,985</b>	<b>865</b>	<b>10,735</b>	<b>284,610</b>	<b>114,770</b>	<b>156,530</b>	<b>181,910</b>	<b>65,505</b>	<b>258,955</b>	<b>47,410</b>
Owned - Possédé .....	369,755	361,075	605	8,075	196,600	65,875	103,300	121,400	44,085	174,665	25,650
Rented - Loué .....	191,830	188,910	260	2,660	88,010	48,895	53,230	60,510	21,420	84,290	21,760
<b>Newfoundland</b> .....	<b>70,980</b>	<b>36,375</b>	<b>1,210</b>	<b>33,395</b>	<b>5,355</b>	<b>710</b>	<b>64,240</b>	<b>3,220</b>	--	<b>61,545</b>	<b>2,670</b>
Owned - Possédé .....	61,840	28,005	1,135	32,400	3,835	535	56,540	1,975	--	54,420	1,950
Rented - Loué .....	9,440	8,370	--	995	1,520	175	7,700	1,245	--	7,125	720
<b>Rural - Rurale</b> .....	<b>41,245</b>	<b>9,825</b>	<b>975</b>	<b>30,445</b>	<b>620</b>	<b>150</b>	<b>40,055</b>	<b>240</b>	--	<b>37,985</b>	<b>285</b>
Owned - Possédé .....	39,435	8,795	925	29,715	340	130	38,570	--	--	36,570	145
Rented - Loué .....	1,810	1,030	--	730	280	--	1,485	180	--	1,415	140
<b>Farm - Agricole</b> .....	<b>2,890</b>	<b>1,040</b>	<b>--</b>	<b>1,770</b>	<b>--</b>	<b>--</b>	<b>2,825</b>	<b>--</b>	<b>--</b>	<b>2,645</b>	<b>--</b>
Owned - Possédé .....	2,825	1,000	--	1,745	--	--	2,765	--	--	2,580	--
Rented - Loué .....	--	--	--	--	--	--	--	--	--	--	--
<b>Non-farm - Non agricole</b> .....	<b>38,355</b>	<b>8,785</b>	<b>895</b>	<b>28,675</b>	<b>575</b>	<b>145</b>	<b>37,230</b>	<b>240</b>	--	<b>35,340</b>	<b>270</b>
Owned - Possédé .....	36,610	7,795	845	27,970	300	125	35,805	--	--	33,990	130
Rented - Loué .....	1,745	990	--	705	275	--	1,425	180	--	1,350	140
<b>Urban - Urbaine</b> .....	<b>29,735</b>	<b>26,550</b>	<b>235</b>	<b>2,950</b>	<b>4,735</b>	<b>560</b>	<b>24,185</b>	<b>2,980</b>	--	<b>23,560</b>	<b>2,385</b>
Owned - Possédé .....	22,105	19,210	210	2,685	3,495	405	17,970	1,915	--	17,850	1,805
Rented - Loué .....	7,630	7,340	--	265	1,240	155	6,215	1,065	--	5,710	580
<b>30,000-99,999</b> .....	<b>10,570</b>	<b>10,450</b>	<b>--</b>	<b>120</b>	<b>2,360</b>	<b>300</b>	<b>7,890</b>	<b>1,415</b>	<b>--</b>	<b>7,050</b>	<b>1,775</b>
Owned - Possédé .....	6,520	6,475	--	--	1,880	200	4,430	1,000	--	4,070	1,335
Rented - Loué .....	4,050	3,975	--	--	480	100	3,460	415	--	2,980	440
<b>Under 10,000 - Moins de 10,000</b> ..	<b>19,165</b>	<b>16,100</b>	<b>235</b>	<b>2,830</b>	<b>2,375</b>	<b>260</b>	<b>16,295</b>	<b>1,565</b>	<b>--</b>	<b>16,510</b>	<b>610</b>
Owned - Possédé .....	15,585	12,735	210	2,640	1,615	205	13,540	915	--	13,780	470
Rented - Loué .....	3,580	3,365	--	190	760	--	2,755	650	--	2,730	140
<b>Prince Edward Island</b> .....	<b>22,455</b>	<b>11,285</b>	<b>230</b>	<b>10,940</b>	<b>4,285</b>	<b>3,290</b>	<b>14,285</b>	<b>1,545</b>	<b>330</b>	<b>18,655</b>	<b>1,800</b>
Owned - Possédé .....	18,305	7,820	225	10,260	2,910	2,530	12,315	795	--	16,105	1,250
Rented - Loué .....	4,150	3,465	--	880	1,375	760	1,970	750	240	2,550	550
<b>Rural - Rurale</b> .....	<b>16,880</b>	<b>5,815</b>	<b>230</b>	<b>10,835</b>	<b>2,165</b>	<b>1,695</b>	<b>12,455</b>	<b>290</b>	<b>275</b>	<b>15,460</b>	<b>775</b>
Owned - Possédé .....	15,325	4,910	225	10,190	1,705	1,575	11,510	215	--	14,330	670
Rented - Loué .....	1,555	905	--	645	460	120	945	--	230	1,130	105

1. Includes other miscellaneous types of refrigeration and cooking facilities. - Comprend autres divers genres de commodités de réfrigération et de cuisson.

TABLE 36. Occupied dwellings by tenure showing lighting, cooking, and refrigeration facilities, for provinces, rural farm, rural non-farm, and urban size groups, 1951 - Continued

TABLEAU 36. Logements occupés selon le mode d'occupation, commodités d'éclairage, de réfrigération et de cuisson, provinces, régions rurales agricoles, rurales non agricoles, et urbaines par groupe d'importance, 1951 - suite

Locality and tenure Localité et mode d'occupation	Total <sup>1</sup>	Lighting facilities Commodités d'éclairage			Refrigeration facilities Commodités de réfrigération			Cooking facilities Commodités de cuisson			
		Electricity Électricité		Gas, kerosene lamps, etc. Gaz, lampes à kérosène, etc.	Mech- anical (electric or gas) Réfrigéra- teur méca- nique (à l'électricité ou à gaz)	Ice box Glacière	None Aucune	Electric range Cuisinière élec- trique	Gas range Cuisinière à gaz	Wood or coal range Cuisinière à charbon ou à bois	Oil stove Brûleur à l'huile
		Power line source D'une ligne extérieure	Home generated source Générée à la maison								
<b>Prince Edward Island - Con.-fin</b>											
Rural - Con. - Rurale - fin											
Farm - Agricole .....	10,650	2,475	120	8,055	880	1,040	8,280	--	--	10,390	200
Owned - Possédé .....	10,280	2,370	120	7,790	860	1,010	7,975	--	--	10,030	190
Rented - Loué .....	370	105	--	265	--	--	305	--	--	360	--
Non-farm - Non agricole .....	6,230	3,340	110	2,780	1,285	655	4,175	270	270	5,070	575
Owned - Possédé .....	5,045	2,540	105	2,400	845	565	3,535	195	--	4,300	480
Rented - Loué .....	1,185	800	--	380	440	--	640	--	230	770	--
Urban - Urbaine .....	5,575	5,470	--	105	2,120	1,595	1,830	1,255	--	3,195	1,025
Owned - Possédé .....	2,980	2,910	--	--	1,205	955	805	580	--	1,775	580
Rented - Loué .....	2,595	2,560	--	--	915	640	1,025	675	--	1,420	445
10,000-29,999 .....	3,515	3,505	--	--	1,570	845	1,085	945	--	1,865	630
Owned - Possédé .....	1,595	1,595	--	--	830	380	380	425	--	840	290
Rented - Loué .....	1,920	1,910	--	--	740	465	705	520	--	1,025	340
Under 10,000 - Moins de 10,000 .....	2,060	1,965	--	--	550	750	745	310	--	1,330	395
Owned - Possédé .....	1,385	1,315	--	--	375	575	425	155	--	935	290
Rented - Loué .....	675	650	--	--	175	175	320	155	--	395	105
<b>Nova Scotia</b>											
Rural - Rurale .....	149,555	133,355	500	15,700	45,565	23,685	77,725	17,350	3,300	106,725	21,350
Owned - Possédé .....	113,945	99,540	410	13,995	33,835	15,170	62,760	10,955	1,665	87,035	13,750
Rented - Loué .....	35,610	33,815	--	1,705	11,730	8,515	14,965	6,395	1,635	19,690	7,600
Urban - Urbaine .....	71,125	55,965	415	14,745	14,200	4,015	51,055	2,150	125	63,680	4,655
Owned - Possédé .....	62,865	49,200	365	13,300	12,430	3,440	45,295	1,480	--	56,910	3,930
Rented - Loué .....	8,260	6,765	--	1,445	1,770	575	5,760	670	--	6,770	725
Farm - Agricole .....	25,750	18,605	185	6,960	4,655	1,170	19,130	205	--	24,860	450
Owned - Possédé .....	24,345	17,555	175	6,615	4,390	1,135	18,045	165	--	23,565	405
Rented - Loué .....	1,405	1,050	--	345	265	--	1,085	--	--	1,295	--
Non-farm - Non agricole .....	45,375	37,360	230	7,785	9,545	2,845	31,925	1,945	--	38,820	4,205
Owned - Possédé .....	38,520	31,645	190	6,685	8,040	2,305	27,250	1,315	--	33,345	3,525
Rented - Loué .....	6,855	5,715	--	1,100	1,505	540	4,675	630	--	5,475	680
Urban - Urbaine .....	78,430	77,390	--	955	31,365	19,670	26,670	15,200	3,175	43,045	16,695
Owned - Possédé .....	51,080	50,340	--	695	21,405	11,730	17,465	9,475	1,570	30,125	9,820
Rented - Loué .....	27,350	27,050	--	260	9,960	7,940	9,205	5,725	1,605	12,920	6,875
30,000-99,999 .....	25,035	24,935	--	--	12,005	7,355	5,490	6,235	3,000	8,660	7,000
Owned - Possédé .....	13,135	13,085	--	--	7,495	3,170	2,360	3,730	1,425	4,560	3,400
Rented - Loué .....	11,900	11,850	--	--	4,510	4,185	3,130	2,505	1,575	4,100	3,600
10,000-29,999 .....	13,675	13,605	--	--	4,765	4,005	4,745	2,530	--	8,845	2,180
Owned - Possédé .....	9,570	9,525	--	--	3,320	2,780	3,360	1,565	--	6,645	1,295
Rented - Loué .....	4,105	4,080	--	--	1,445	1,225	1,385	965	--	2,200	885
Under 10,000 - Moins de 10,000 .....	39,720	38,850	--	825	14,595	8,310	16,435	6,435	110	25,540	7,515
Owned - Possédé .....	28,375	27,730	--	620	10,590	5,780	11,745	4,180	--	18,920	5,125
Rented - Loué .....	11,345	11,120	--	205	4,005	2,530	4,690	2,255	--	6,620	2,390
<b>New Brunswick</b>											
Rural - Rurale .....	114,010	96,705	665	16,640	29,710	20,185	61,455	12,250	6,010	81,710	13,350
Owned - Possédé .....	81,210	65,875	555	14,780	19,470	10,125	49,385	6,290	3,045	64,625	6,765
Rented - Loué .....	32,800	30,830	110	1,860	10,240	10,060	12,070	5,960	2,965	17,085	6,585
Urban - Urbaine .....	62,225	45,570	620	16,035	9,715	3,200	47,135	1,440	730	57,190	2,390
Owned - Possédé .....	54,710	39,805	550	14,355	8,305	2,715	41,735	1,005	570	50,830	1,885
Rented - Loué .....	7,515	5,765	--	1,680	1,410	485	5,400	435	160	6,360	505
Farm - Agricole .....	27,865	18,475	370	9,020	3,185	1,080	22,415	--	--	27,275	250
Owned - Possédé .....	26,860	17,805	365	8,690	3,060	1,045	21,615	--	--	26,305	240
Rented - Loué .....	1,005	670	--	330	125	--	800	--	--	970	--
Non-farm - Non agricole .....	34,360	27,095	250	7,015	6,530	2,120	24,720	1,360	670	29,915	2,140
Owned - Possédé .....	27,850	22,000	185	5,665	5,245	1,670	20,120	930	510	24,525	1,645
Rented - Loué .....	6,510	5,095	--	1,350	1,285	450	4,600	430	160	5,390	495
Urban - Urbaine .....	51,785	51,135	--	605	19,995	16,985	14,320	10,810	5,280	24,520	10,960
Owned - Possédé .....	26,500	26,070	--	425	11,165	7,410	7,650	5,235	2,475	13,795	4,880
Rented - Loué .....	25,285	25,065	--	180	8,830	9,575	6,670	5,525	2,805	10,725	6,080

1. Includes other miscellaneous types of refrigeration and cooking facilities. - Comprend autres divers genres de commodités de réfrigération et de cuisson.

TABLE 36. Occupied dwellings by tenure showing lighting, cooking, and refrigeration facilities, for provinces, rural farm, rural non-farm, and urban size groups, 1951 - Continued

TABLEAU 36. Logements occupés selon le mode d'occupation, commodités d'éclairage, de réfrigération et de cuisson, provinces, régions rurales agricoles, rurales non agricoles, et urbaines par groupe d'importance, 1951 - suite

Locality and tenure Localité et mode d'occupation	Total <sup>1</sup>	Lighting facilities Commodités d'éclairage			Refrigeration facilities Commodités de réfrigération			Cooking facilities Commodités de cuisson			
		Electricity Électricité		Gas, kerosene lamps, etc. Gaz, lampes à kérosène, etc.	Mech- anical (electric or gas) Réfrigé- rateur méca- nique (à l'électricité ou à gaz)	Ice box Glacière	None Aucune	Electric range Cuisinière électrique	Gas range Cuisinière à gaz	Wood or coal range Cuisinière à charbon ou à bois	Oil stove Brûleur à l'huile
		Power line source D'une ligne extérieure	Home generated source Générée à la maison								
<b>New Brunswick - Con.-fin</b>											
<b>Urban - Con. - Urbaine - fin</b>											
30,000-99,999	13,180	13,165	--	--	4,225	5,640	3,250	3,275	140	5,325	4,405
Owned - Possédé	2,910	2,910	--	--	1,350	1,015	530	970	--	890	975
Rented - Loué	10,270	10,255	--	--	2,875	4,625	2,720	2,305	--	4,435	3,430
10,000-29,999	18,095	17,830	--	225	8,335	5,880	3,780	4,405	4,230	6,360	3,015
Owned - Possédé	9,430	9,240	--	185	4,630	2,680	2,065	2,420	1,740	3,690	1,555
Rented - Loué	8,665	8,590	--	--	3,705	3,200	1,715	1,985	2,490	2,670	1,460
Under 10,000 - Moins de 10,000	20,510	20,140	--	370	7,435	5,465	7,290	3,130	910	12,835	3,540
Owned - Possédé	14,160	13,920	--	240	5,185	3,715	5,055	1,895	660	9,215	2,350
Rented - Loué	6,350	6,220	--	130	2,250	1,750	2,235	1,235	250	3,620	1,190
<b>Québec</b>	<b>858,785</b>	<b>796,135</b>	<b>4,215</b>	<b>58,435</b>	<b>401,020</b>	<b>232,250</b>	<b>211,145</b>	<b>143,260</b>	<b>242,070</b>	<b>387,960</b>	<b>79,415</b>
Owned - Possédé	416,960	361,750	3,620	51,590	172,685	72,695	160,130	73,025	41,125	270,710	28,050
Rented - Loué	441,825	434,385	595	6,845	228,335	159,555	51,015	70,235	200,945	117,250	51,365
<b>Rural - Rurale</b>	<b>255,385</b>	<b>195,095</b>	<b>3,770</b>	<b>56,520</b>	<b>57,725</b>	<b>32,675</b>	<b>154,405</b>	<b>15,065</b>	<b>2,025</b>	<b>224,960</b>	<b>9,495</b>
Owned - Possédé	215,435	161,720	3,355	50,360	46,725	24,245	134,885	10,730	1,555	193,680	5,940
Rented - Loué	39,950	33,375	415	6,160	11,000	8,430	19,520	4,335	470	31,280	3,555
<b>Farm - Agricole</b>	<b>129,925</b>	<b>91,235</b>	<b>2,140</b>	<b>36,550</b>	<b>20,525</b>	<b>11,225</b>	<b>90,690</b>	<b>3,170</b>	<b>485</b>	<b>123,570</b>	<b>1,215</b>
Owned - Possédé	125,520	88,270	2,100	35,150	19,650	10,610	88,005	3,030	440	119,495	1,125
Rented - Loué	4,405	2,965	--	1,400	875	615	2,685	140	--	4,075	--
<b>Non-farm - Non agricole</b>	<b>125,460</b>	<b>103,860</b>	<b>1,630</b>	<b>19,970</b>	<b>37,200</b>	<b>21,450</b>	<b>63,715</b>	<b>11,895</b>	<b>1,540</b>	<b>101,390</b>	<b>8,280</b>
Owned - Possédé	89,915	73,450	1,255	15,210	27,075	13,635	46,880	7,700	1,115	74,185	4,815
Rented - Loué	35,545	30,410	375	4,760	10,125	7,815	16,835	4,195	425	27,205	3,465
<b>Urban - Urbaine</b>	<b>603,400</b>	<b>601,040</b>	<b>445</b>	<b>1,915</b>	<b>343,295</b>	<b>199,575</b>	<b>56,740</b>	<b>128,195</b>	<b>240,045</b>	<b>163,000</b>	<b>69,920</b>
Owned - Possédé	201,525	200,030	265	1,230	125,960	48,450	25,245	62,295	39,570	77,030	22,110
Rented - Loué	401,875	401,010	180	685	217,335	151,125	31,495	65,900	200,475	85,970	47,810
<b>100,000 and over - 100,000 et plus</b>	<b>282,455</b>	<b>282,375</b>	<b>--</b>	<b>--</b>	<b>170,770</b>	<b>100,985</b>	<b>9,885</b>	<b>43,485</b>	<b>191,830</b>	<b>27,675</b>	<b>18,285</b>
Owned - Possédé	51,755	51,730	--	--	39,420	10,785	1,395	16,815	26,370	5,480	2,935
Rented - Loué	230,700	230,645	--	--	131,350	90,200	8,490	26,670	165,460	22,195	15,350
<b>30,000-99,999</b>	<b>57,625</b>	<b>57,415</b>	<b>--</b>	<b>210</b>	<b>34,330</b>	<b>20,620</b>	<b>2,440</b>	<b>12,300</b>	<b>28,685</b>	<b>11,335</b>	<b>5,205</b>
Owned - Possédé	16,135	15,990	--	145	11,110	4,170	760	5,620	5,335	3,900	1,255
Rented - Loué	41,490	41,425	--	--	23,220	16,450	1,680	6,680	23,350	7,435	3,950
<b>10,000-29,999</b>	<b>107,925</b>	<b>107,580</b>	<b>--</b>	<b>295</b>	<b>61,950</b>	<b>33,100</b>	<b>12,135</b>	<b>34,075</b>	<b>14,515</b>	<b>37,790</b>	<b>21,135</b>
Owned - Possédé	47,540	47,305	--	215	30,165	12,030	5,030	17,645	5,310	17,480	7,010
Rented - Loué	60,385	60,275	--	--	31,785	21,070	7,105	16,430	9,205	20,310	14,125
<b>Under 10,000 - Moins de 10,000</b>	<b>155,395</b>	<b>153,670</b>	<b>395</b>	<b>1,330</b>	<b>76,245</b>	<b>44,870</b>	<b>32,280</b>	<b>38,335</b>	<b>5,015</b>	<b>86,200</b>	<b>25,295</b>
Owned - Possédé	86,095	85,005	245	845	45,265	21,465	18,060	22,215	2,555	50,170	10,910
Rented - Loué	69,300	68,665	150	485	30,980	23,405	14,220	16,120	2,460	36,030	14,385
<b>Ontario</b>	<b>1,181,125</b>	<b>1,108,860</b>	<b>2,500</b>	<b>69,765</b>	<b>728,670</b>	<b>236,150</b>	<b>208,065</b>	<b>572,640</b>	<b>307,020</b>	<b>277,605</b>	<b>11,435</b>
Owned - Possédé	821,335	764,585	1,770	54,980	522,980	141,825	150,085	394,860	201,945	211,930	7,375
Rented - Loué	359,790	344,275	730	14,785	205,690	94,325	57,980	177,780	105,075	65,675	4,060
<b>Rural - Rurale</b>	<b>340,870</b>	<b>271,445</b>	<b>2,345</b>	<b>67,080</b>	<b>152,375</b>	<b>42,910</b>	<b>140,210</b>	<b>113,800</b>	<b>26,340</b>	<b>191,600</b>	<b>5,550</b>
Owned - Possédé	272,800	217,990	1,695	53,115	126,565	30,770	110,995	90,165	20,550	155,725	4,040
Rented - Loué	68,070	53,455	650	13,965	25,810	12,140	29,215	23,635	5,790	35,875	1,510
<b>Farm - Agricole</b>	<b>166,955</b>	<b>126,460</b>	<b>765</b>	<b>39,730</b>	<b>71,015</b>	<b>13,330</b>	<b>79,285</b>	<b>48,145</b>	<b>9,785</b>	<b>105,990</b>	<b>1,775</b>
Owned - Possédé	148,810	112,930	740	35,140	64,800	11,240	69,710	43,215	8,180	94,945	1,470
Rented - Loué	18,145	13,530	--	4,590	6,215	2,090	9,575	4,930	1,605	11,045	305
<b>Non-farm - Non agricole</b>	<b>173,915</b>	<b>144,985</b>	<b>1,580</b>	<b>27,350</b>	<b>81,360</b>	<b>29,580</b>	<b>60,925</b>	<b>65,655</b>	<b>16,555</b>	<b>85,610</b>	<b>3,775</b>
Owned - Possédé	123,990	105,060	955	17,975	61,765	19,530	41,285	46,950	12,370	60,780	2,570
Rented - Loué	49,925	39,925	625	9,375	19,595	10,050	19,640	18,705	4,185	24,830	1,205
<b>Urban - Urbaine</b>	<b>840,255</b>	<b>837,415</b>	<b>155</b>	<b>2,685</b>	<b>576,295</b>	<b>193,240</b>	<b>67,855</b>	<b>458,840</b>	<b>280,680</b>	<b>86,005</b>	<b>5,885</b>
Owned - Possédé	548,535	546,595	--	1,865	396,415	111,055	39,090	304,695	181,395	56,205	3,335
Rented - Loué	291,720	290,820	--	820	179,880	82,185	28,765	154,145	99,285	29,800	2,550
<b>100,000 and over - 100,000 et plus</b>	<b>319,590</b>	<b>319,295</b>	<b>--</b>	<b>230</b>	<b>229,110</b>	<b>77,775</b>	<b>12,065</b>	<b>154,905</b>	<b>154,705</b>	<b>7,005</b>	<b>290</b>
Owned - Possédé	192,445	192,285	--	140	145,795	40,570	5,720	90,695	97,805	3,220	130
Rented - Loué	127,145	127,010	--	--	83,315	37,205	6,345	64,210	56,900	3,785	160

1. Includes other miscellaneous types of refrigeration and cooking facilities. - Comprend autres divers genres de commodités de réfrigération et de cuisson.

TABLE 36. Occupied dwellings by tenure showing lighting, cooking, and refrigeration facilities, for provinces, rural farm, rural non-farm, and urban size groups, 1951 - Continued

TABLEAU 36. Logements occupés selon le mode d'occupation, commodités d'éclairage, de réfrigération et de cuisson, provinces, régions rurales agricoles, rurales non agricoles, et urbaines par groupe d'importance, 1951 - suite

Locality and tenure Localité et mode d'occupation	Total <sup>1</sup>	Lighting facilities Commodités d'éclairage		Refrigeration facilities Commodités de réfrigération			Cooking facilities Commodités de cuisson					
		Electricity Électricité		Gas, kerosene lamps, etc. Gaz, lampes à kérosène, etc.	Mech- anical (electric or gas) Réfrigé- rateur méca- nique (à l'électricité ou à gaz)	Ice box Glacière	None Aucune	Electric range Cuisinière élec- trique	Gas range Cuisinière à gaz	Wood or coal range Cuisinière à charbon ou à bois	Oil stove Brûleur à l'huile	
		Power line source D'une ligne extérieure	Home generated source Générée à la maison									
<b>Ontario - Con.-fin</b>												
Urban - Con. - Urbaine - fin												
30,000-99,999 .....	201,630	201,220	--	365	138,835	44,295	17,950	128,260	55,735	14,285	1,080	
Owned - Possédé .....	143,970	143,695	--	245	103,850	29,000	10,745	95,145	37,585	9,800	675	
Rented - Loué .....	57,660	57,525	--	120	34,985	15,295	7,205	33,115	18,150	4,485	405	
10,000-29,999 .....	123,375	123,005	--	340	84,150	27,570	11,370	75,910	29,740	15,415	950	
Owned - Possédé .....	78,230	77,950	--	265	57,075	15,220	5,750	49,145	18,670	9,415	530	
Rented - Loué .....	45,145	45,055	--	--	27,075	12,350	5,620	26,765	11,070	6,000	420	
Under 10,000 - Moins de 10,000 .....	195,660	193,895	--	1,750	124,200	43,600	26,470	99,765	40,500	49,300	3,565	
Owned - Possédé .....	133,890	132,665	--	1,215	89,695	26,265	16,875	69,710	27,335	33,770	2,000	
Rented - Loué .....	61,770	61,230	--	535	34,505	17,335	9,595	30,055	13,165	15,530	1,565	
<b>Manitoba</b>	<b>202,400</b>	<b>164,550</b>	<b>2,175</b>	<b>35,675</b>	<b>94,675</b>	<b>27,655</b>	<b>74,750</b>	<b>98,855</b>	<b>7,240</b>	<b>92,410</b>	<b>1,165</b>	
Owned - Possédé .....	144,645	111,900	1,870	30,875	66,280	16,320	57,565	66,865	2,010	73,955	875	
Rented - Loué .....	57,755	52,650	305	4,800	28,395	11,335	17,185	31,990	5,230	18,455	290	
Rural - Rurale .....	83,890	47,090	2,100	34,500	22,135	3,205	53,655	12,830	565	68,645	750	
Owned - Possédé .....	69,780	37,985	1,825	29,970	17,750	2,555	45,345	9,955	480	58,015	605	
Rented - Loué .....	13,910	9,105	275	4,530	4,385	650	8,310	2,875	--	10,630	145	
Farm - Agricole .....	50,945	25,035	1,525	24,385	12,025	1,620	33,355	6,385	315	43,665	275	
Owned - Possédé .....	45,705	22,235	1,420	22,050	10,795	1,480	29,875	5,785	290	39,115	250	
Rented - Loué .....	5,240	2,800	105	2,335	1,230	140	3,480	600	--	4,550	--	
Non-farm - Non agricole .....	32,745	22,055	575	10,115	10,110	1,585	20,300	6,445	250	24,980	475	
Owned - Possédé .....	24,075	15,750	405	7,920	6,955	1,075	15,470	4,170	190	18,900	355	
Rented - Loué .....	8,670	6,305	170	2,195	3,155	510	4,830	2,275	--	6,080	120	
Urban - Urbaine .....	118,710	117,460	--	1,175	72,540	24,450	21,095	86,025	6,675	23,765	415	
Owned - Possédé .....	74,865	73,915	--	905	48,530	13,765	12,220	56,910	1,530	15,940	270	
Rented - Loué .....	43,845	43,545	--	270	24,010	10,685	8,875	29,115	5,145	7,825	145	
100,000 and over - 100,000 et plus	64,630	64,545	--	--	42,470	13,425	8,410	50,290	6,425	6,830	--	
Owned - Possédé .....	34,280	34,230	--	--	24,910	8,110	3,120	29,850	1,345	3,015	--	
Rented - Loué .....	30,350	30,315	--	--	17,560	7,315	5,290	20,440	5,080	3,815	--	
10,000-29,999 .....	28,930	28,740	--	180	18,150	6,595	4,105	24,000	--	4,355	--	
Owned - Possédé .....	21,605	21,480	--	120	14,245	4,470	2,845	18,145	--	3,300	--	
Rented - Loué .....	7,325	7,260	--	--	3,905	2,125	1,260	5,855	--	1,055	--	
Under 10,000 - Moins de 10,000 .....	25,150	24,175	--	935	11,920	4,430	8,580	11,735	210	12,580	315	
Owned - Possédé .....	18,980	18,205	--	740	9,375	3,185	6,255	8,915	160	9,625	205	
Rented - Loué .....	6,170	5,970	--	195	2,545	1,245	2,325	2,820	--	2,955	110	
<b>Saskatchewan</b>	<b>221,455</b>	<b>108,825</b>	<b>16,400</b>	<b>98,230</b>	<b>48,995</b>	<b>15,860</b>	<b>149,615</b>	<b>31,150</b>	<b>9,845</b>	<b>172,110</b>	<b>4,815</b>	
Owned - Possédé .....	164,800	71,500	13,660	79,640	34,060	9,630	114,825	17,860	7,620	135,575	2,895	
Rented - Loué .....	56,655	35,325	2,740	18,590	14,935	5,930	34,790	13,290	2,225	36,535	1,920	
Rural - Rurale .....	151,750	38,285	16,335	97,130	17,465	4,760	122,810	3,705	6,490	137,915	2,660	
Owned - Possédé .....	121,430	28,900	13,630	78,900	13,935	3,680	98,010	2,645	5,190	111,020	1,945	
Rented - Loué .....	30,320	9,385	2,705	18,230	3,530	1,080	24,800	1,060	1,300	26,895	715	
Farm - Agricole .....	99,970	7,140	13,885	78,945	7,395	3,205	83,370	840	3,930	93,680	1,100	
Owned - Possédé .....	85,255	6,460	11,840	66,955	6,515	2,795	70,640	765	3,275	80,075	820	
Rented - Loué .....	14,715	680	2,045	11,990	880	410	12,730	--	655	13,605	280	
Non-farm - Non agricole .....	51,780	31,145	2,450	18,185	10,070	1,555	39,440	2,865	2,560	44,235	1,560	
Owned - Possédé .....	36,175	22,440	1,790	11,945	7,420	885	27,370	1,880	1,915	30,945	1,125	
Rented - Loué .....	15,605	8,705	660	6,240	2,650	670	12,070	985	645	13,290	435	
Urban - Urbaine .....	69,705	88,540	--	1,100	31,530	11,100	26,805	27,445	3,355	34,195	2,155	
Owned - Possédé .....	43,370	42,800	--	740	20,125	6,250	16,815	15,215	2,430	24,555	950	
Rented - Loué .....	26,335	25,940	--	360	11,405	4,850	9,990	12,230	925	9,640	1,205	
30,000-99,999 .....	34,140	33,870	--	240	16,610	7,120	10,295	17,185	1,310	13,065	1,100	
Owned - Possédé .....	20,645	20,450	--	185	10,350	3,935	6,290	9,865	965	9,280	405	
Rented - Loué .....	13,495	13,420	--	--	6,260	3,185	4,005	7,320	345	3,785	695	
10,000-29,999 .....	11,675	11,515	--	145	4,795	2,600	4,255	4,655	175	5,815	425	
Owned - Possédé .....	6,895	6,790	--	--	3,040	1,500	2,340	2,290	110	4,270	210	
Rented - Loué .....	4,780	4,725	--	--	1,755	1,100	1,915	2,365	--	1,545	215	

1. Includes other miscellaneous types of refrigeration and cooking facilities. - Comprend autres divers genres de commodités de réfrigération et de cuisson.



TABLE 36. Occupied dwellings by tenure showing lighting, cooking, and refrigeration facilities, for provinces, rural farm, rural non-farm, and urban size groups, 1951 - Concluded

TABLEAU 36. Logements occupés selon le mode d'occupation, commodités d'éclairage, de réfrigération et de cuisson, provinces, régions rurales agricoles, rurales non agricoles, et urbaines par groupe d'importance, 1951 - fin

Locality and tenure Localité et mode d'occupation	Total <sup>1</sup>	Lighting facilities Commodités d'éclairage			Refrigeration facilities Commodités de réfrigération			Cooking facilities Commodités de cuisson			
		Electricity Électricité		Gas, kerosene lamps, etc. Gaz, lampes à kérosène, etc.	Mech- anical (electric or gas) Réfrigé- rateur méca- nique (à l'électricité ou à gaz)	Ice box Glacière	None Aucune	Electric range Cuisinière élec- trique	Gas range Cuisinière à gaz	Wood or coal range Cuisinière à charbon ou à bois	Oil stove Brûleur à l'huile
		Power line source D'une ligne extérieure	Home generated source Générée à la maison								
<b>Saskatchewan - Con. - fin</b>											
<b>Urban - Con. - Urbaine - fin</b>											
Under 10,000 - Moins de 10,000	23,890	23,155	--	715	10,125	1,380	12,255	5,605	1,870	15,315	630
Owned - Possédé	15,830	15,360	--	465	6,735	815	8,185	3,060	1,355	11,005	335
Rented - Loué	8,060	7,795	--	250	3,390	565	4,070	2,545	515	4,310	295
<b>Alberta</b>											
Owned - Possédé	250,750	163,735	11,640	75,355	87,230	19,620	139,115	17,100	104,735	124,795	2,190
Rented - Loué	179,055	106,775	9,990	62,290	63,185	11,455	100,390	12,555	65,260	98,700	1,645
	71,695	56,980	1,650	13,065	24,045	8,165	38,725	4,545	39,475	26,095	545
<b>Rural - Rurale</b>											
Owned - Possédé	125,325	40,420	11,490	73,415	20,640	4,135	96,540	4,800	9,465	108,240	1,795
Rented - Loué	100,395	29,510	9,910	60,975	16,410	3,250	77,185	3,770	7,095	87,445	1,355
	24,930	10,910	1,580	12,440	4,230	885	19,355	1,030	2,370	20,795	440
<b>Farm - Agricole</b>											
Owned - Possédé	85,095	14,350	9,935	60,810	10,575	2,680	68,415	2,175	3,880	77,680	920
Rented - Loué	73,915	12,305	8,835	52,775	9,430	2,330	59,005	1,975	3,325	67,515	740
	11,180	2,045	1,100	8,035	1,145	350	9,410	200	555	10,165	180
<b>Non-farm - Non agricole</b>											
Owned - Possédé	40,230	26,070	1,555	12,605	10,065	1,455	28,125	2,625	5,585	30,560	875
Rented - Loué	26,480	17,205	1,075	8,200	6,980	920	18,180	1,795	3,770	19,930	615
	13,750	8,865	480	4,405	3,085	535	9,945	830	1,815	10,630	260
<b>Urban - Urbaine</b>											
Owned - Possédé	125,425	123,335	150	1,940	66,590	15,485	42,575	12,300	95,270	16,555	395
Rented - Loué	78,660	77,265	--	1,315	46,775	8,205	23,205	8,785	58,165	11,255	290
	46,765	46,070	--	625	19,815	7,280	19,370	3,515	37,105	5,300	105
<b>100,000 and over - 100,000 et plus</b>											
Owned - Possédé	80,635	80,070	--	505	45,715	12,180	22,395	7,470	69,715	2,910	105
Rented - Loué	48,565	48,175	--	360	31,620	6,290	10,440	5,400	41,115	1,925	--
	32,070	31,895	--	145	14,095	5,890	11,955	2,070	28,600	985	--
<b>10,000-29,999</b>											
Owned - Possédé	11,505	11,310	--	190	7,125	1,755	2,485	405	10,310	675	--
Rented - Loué	6,865	6,730	--	135	4,875	820	1,115	330	6,085	445	--
	4,640	4,580	--	--	2,250	935	1,370	--	4,225	230	--
<b>Under 10,000 - Moins de 10,000</b>											
Owned - Possédé	33,285	31,955	--	1,245	13,750	1,550	17,695	4,425	15,245	12,970	290
Rented - Loué	23,230	22,360	--	820	10,260	1,095	11,650	3,055	10,965	8,885	205
	10,055	9,595	--	425	3,470	455	6,045	1,370	4,280	4,085	--
<b>British Columbia</b>											
Owned - Possédé	337,780	305,365	4,290	28,125	149,475	41,695	136,190	78,285	43,145	161,540	40,695
Rented - Loué	235,160	212,290	2,805	20,065	111,235	28,415	88,535	59,490	21,240	115,625	29,275
	102,620	93,075	1,485	8,060	38,240	13,280	47,655	18,795	21,905	45,915	11,420
<b>Rural - Rurale</b>											
Owned - Possédé	105,765	74,860	4,185	26,720	29,825	6,115	66,600	9,155	1,355	81,425	10,445
Rented - Loué	76,605	54,745	2,745	19,115	22,435	4,540	47,185	6,990	1,015	59,730	6,460
	29,160	20,115	1,440	7,605	7,390	1,575	19,415	2,165	340	21,695	3,985
<b>Farm - Agricole</b>											
Owned - Possédé	29,740	19,250	990	9,500	7,540	1,485	19,660	2,070	230	25,360	1,140
Rented - Loué	26,745	17,715	910	8,120	7,055	1,375	17,345	1,980	200	22,680	1,065
	2,995	1,535	--	1,380	485	110	2,315	--	--	2,680	--
<b>Non-farm - Non agricole</b>											
Owned - Possédé	76,025	55,610	3,195	17,220	22,285	4,630	46,940	7,085	1,125	56,065	9,305
Rented - Loué	49,860	37,030	1,835	10,995	15,380	3,165	29,840	5,010	815	37,050	5,395
	26,165	18,580	1,360	6,225	6,905	1,465	17,100	2,075	310	19,015	3,910
<b>Urban - Urbaine</b>											
Owned - Possédé	232,015	230,505	105	1,405	119,650	35,580	69,590	69,130	41,790	80,115	30,250
Rented - Loué	158,555	157,545	--	950	88,800	23,875	41,350	52,500	20,225	55,895	22,815
	73,460	72,960	--	455	30,850	11,705	28,240	16,630	21,565	24,220	7,435
<b>100,000 and over - 100,000 et plus</b>											
Owned - Possédé	101,330	101,120	--	180	54,695	16,565	26,535	32,430	30,880	22,300	11,445
Rented - Loué	63,885	63,735	--	140	38,195	10,265	13,485	24,070	14,115	14,610	6,340
	37,445	37,385	--	--	16,500	6,300	13,050	8,360	16,765	7,690	3,105
<b>30,000-99,999</b>											
Owned - Possédé	32,835	32,615	--	215	14,545	6,425	10,575	8,630	5,740	12,105	5,445
Rented - Loué	23,730	23,550	--	175	11,295	4,615	6,960	6,835	2,800	9,180	4,275
	9,105	9,065	--	--	3,250	1,810	3,615	1,795	2,940	2,925	1,170
<b>10,000-29,999</b>											
Owned - Possédé	51,100	50,690	--	370	26,995	8,435	13,995	17,465	3,555	19,335	8,105
Rented - Loué	38,715	38,480	--	215	21,825	6,220	9,395	14,295	2,370	13,745	6,440
	12,385	12,210	--	155	5,170	2,215	4,600	3,170	1,185	5,590	1,665
<b>Under 10,000 - Moins de 10,000</b>											
Owned - Possédé	46,750	46,080	--	640	23,415	4,155	18,485	10,605	1,615	26,375	5,255
Rented - Loué	32,225	31,780	--	420	17,485	2,775	11,510	7,300	940	18,360	3,760
	14,525	14,300	--	220	5,930	1,380	6,975	3,305	675	8,015	1,495

1. Includes other miscellaneous types of refrigeration and cooking facilities. - Comprend autres divers genres de commodités de réfrigération et de cuisson.

TABLE 37. Occupied dwellings by tenure showing lighting, cooking, and refrigeration facilities, for counties and census divisions, 1951

TABLEAU 37. Logements occupés selon le mode d'occupation, commodités d'éclairage, de cuisson et de réfrigération, comtés et divisions de recensement, 1951

County or census division, and tenure Comté ou division de recensement et mode d'occupation	Total <sup>1</sup>	Lighting facilities Commodités d'éclairage			Refrigeration facilities Commodités de réfrigération			Cooking facilities Commodités de cuisson			
		Electricity Électricité		Gas, kerosene lamps, etc. Gaz, lampes à kérosène, etc.	Mech- anical (electric or gas) Réfrigéra- teur méca- nique (à l'électricité ou à gaz)	Ice box Glacière	None Aucune	Electric range Cuisinière élec- trique	Gas range Cuisinière à gaz	Wood or coal range Cuisinière à charbon ou à bois	Oil stove Brûleur à l'huile
		Power line source D'une ligne extérieure	Home generated source Générée à la maison								
<b>CANADA</b> .....	<b>3,409,295</b>	<b>2,923,210</b>	<b>43,825</b>	<b>442,260</b>	<b>1,594,980</b>	<b>621,100</b>	<b>1,136,585</b>	<b>975,655</b>	<b>723,785</b>	<b>1,485,055</b>	<b>178,885</b>
Owned - Possédé.....	2,236,955	1,830,040	36,040	370,875	1,030,475	309,000	852,530	644,670	344,045	1,128,680	93,830
Rented - Loué.....	1,172,340	1,093,170	7,785	71,385	564,505	312,100	284,055	330,985	379,740	356,375	85,055
<b>Newfoundland</b> .....	<b>70,980</b>	<b>36,375</b>	<b>1,210</b>	<b>33,395</b>	<b>5,355</b>	<b>710</b>	<b>64,240</b>	<b>3,220</b>	<b>--</b>	<b>61,545</b>	<b>2,670</b>
Owned - Possédé.....	61,540	28,005	1,135	32,400	3,835	535	56,540	1,975	--	54,420	1,950
Rented - Loué.....	9,440	8,370	--	995	1,520	175	7,700	1,245	--	7,125	720
Division No. 1.....	29,960	23,850	290	5,820	3,070	445	26,210	1,675	--	24,200	1,990
Owned - Possédé.....	24,195	18,310	285	5,600	2,470	335	21,175	1,205	--	19,685	1,520
Rented - Loué.....	5,765	5,540	--	220	600	110	5,035	470	--	4,515	470
Division No. 2.....	4,760	1,490	--	3,200	--	--	4,660	--	--	4,615	--
Owned - Possédé.....	4,595	1,405	--	3,120	--	--	4,505	--	--	4,465	--
Rented - Loué.....	165	--	--	--	--	--	155	--	--	150	--
Division No. 3.....	4,055	550	--	3,465	--	--	4,000	--	--	4,040	--
Owned - Possédé.....	3,865	470	--	3,365	--	--	3,815	--	--	3,855	--
Rented - Loué.....	190	--	--	100	--	--	185	--	--	185	--
Division No. 4.....	2,795	1,030	--	1,720	130	--	2,640	--	--	2,280	--
Owned - Possédé.....	2,525	805	--	1,675	105	--	2,400	--	--	2,070	--
Rented - Loué.....	270	225	--	--	--	--	240	--	--	210	--
Division No. 5.....	5,085	3,910	--	1,140	665	100	4,315	660	--	4,190	135
Owned - Possédé.....	4,430	3,335	--	1,065	550	--	3,785	555	--	3,675	105
Rented - Loué.....	655	575	--	--	115	--	530	105	--	515	--
Division No. 6.....	4,940	3,815	--	1,065	1,095	--	3,755	680	--	4,025	200
Owned - Possédé.....	3,355	2,330	--	985	535	--	2,785	175	--	3,015	145
Rented - Loué.....	1,585	1,485	--	--	560	--	970	505	--	1,010	--
Division No. 7.....	7,575	1,220	310	6,045	--	--	7,475	--	--	7,350	--
Owned - Possédé.....	7,370	1,115	300	5,955	--	--	7,280	--	--	7,160	--
Rented - Loué.....	205	105	--	--	--	--	195	--	--	190	--
Division No. 8.....	7,495	225	240	7,030	--	--	7,110	--	--	6,975	--
Owned - Possédé.....	7,315	185	225	6,905	--	--	6,945	--	--	6,810	--
Rented - Loué.....	180	--	--	125	--	--	165	--	--	165	--
Division No. 9.....	3,030	--	--	2,925	--	--	3,020	--	--	2,910	--
Owned - Possédé.....	2,950	--	--	2,855	--	--	2,940	--	--	2,830	--
Rented - Loué.....	--	--	--	--	--	--	--	--	--	--	--
Division No. 10.....	1,285	265	--	985	200	--	1,055	135	--	960	100
Owned - Possédé.....	940	--	--	875	--	--	910	--	--	855	--
Rented - Loué.....	345	230	--	110	200	--	145	135	--	105	100
<b>Prince Edward Island</b> .....	<b>22,455</b>	<b>11,285</b>	<b>230</b>	<b>10,940</b>	<b>4,285</b>	<b>3,290</b>	<b>14,285</b>	<b>1,545</b>	<b>330</b>	<b>18,655</b>	<b>1,800</b>
Owned - Possédé.....	18,305	7,820	225	10,260	2,910	2,530	12,315	795	--	16,105	1,250
Rented - Loué.....	4,150	3,465	--	680	1,375	760	1,970	750	240	2,550	550
Kings.....	4,315	1,365	--	2,930	285	425	3,280	--	--	4,075	180
Owned - Possédé.....	4,020	1,180	--	2,820	235	390	3,070	--	--	3,820	150
Rented - Loué.....	295	185	--	110	--	--	210	--	--	255	--
Prince.....	8,380	3,640	130	4,610	1,345	1,525	5,355	355	260	7,115	585
Owned - Possédé.....	6,970	2,635	125	4,210	870	1,320	4,640	185	--	6,245	465
Rented - Loué.....	1,410	1,005	--	400	475	205	715	170	230	870	120
Queens.....	9,760	6,280	--	3,400	2,655	1,340	5,650	1,150	--	7,465	1,035
Owned - Possédé.....	7,315	4,005	--	3,230	1,805	820	4,605	575	--	6,040	635
Rented - Loué.....	2,445	2,275	--	170	850	520	1,045	575	--	1,425	400
<b>Nova Scotia</b> .....	<b>149,555</b>	<b>133,355</b>	<b>500</b>	<b>15,700</b>	<b>45,565</b>	<b>23,685</b>	<b>77,725</b>	<b>17,350</b>	<b>3,300</b>	<b>106,725</b>	<b>21,350</b>
Owned - Possédé.....	113,945	99,540	410	13,995	33,835	15,170	62,760	10,955	1,665	87,035	13,750
Rented - Loué.....	35,610	33,815	--	1,705	11,730	8,515	14,965	6,395	1,635	19,690	7,600
Annapolis.....	5,390	4,640	--	715	1,780	405	3,190	615	--	4,290	445
Owned - Possédé.....	4,240	3,620	--	595	1,300	315	2,610	280	--	3,585	360
Rented - Loué.....	1,150	1,020	--	120	480	--	580	335	--	705	--

1. Includes other miscellaneous types of refrigeration and cooking facilities. -- Comprend autres divers genres de commodités de réfrigération et de cuisson.

TABLE 37. Occupied dwellings by tenure showing lighting, cooking, and refrigeration facilities, for counties and census divisions, 1951 - Continued

TABLEAU 37. Logements occupés selon le mode d'occupation, commodités d'éclairage, de cuisson et de réfrigération, comtés et divisions de recensement, 1951 - suite

County or census division, and tenure Comté ou division de recensement et mode d'occupation	Total <sup>1</sup>	Lighting facilities Commodités d'éclairage			Refrigeration facilities Commodités de réfrigération			Cooking facilities Commodités de cuisson			
		Electricity Électricité		Gas, kerosene lamps, etc. Gaz, lampes à kérosène, etc.	Mech- anical (electric or gas) Réfrigéra- teur méca- nique (à l'électricité ou à gaz)	Ice box Glacière	None Aucune	Electric range Cuisinière élec- trique	Gas range Cuisinière à gaz	Wood or coal range Cuisinière à charbon ou à bois	Oil stove Brûleur à l'huile
		Power line source D'une ligne extérieure	Home generated source Générée à la maison								
<b>Nova Scotia - Con.-fin</b>											
Antigonish .....	2,435	2,005	--	400	540	--	1,770	150	--	2,115	150
Owned - Possédé .....	2,085	1,710	--	350	405	--	1,565	--	--	1,905	--
Rented - Loué .....	350	295	--	--	135	--	205	--	--	210	--
Cape Breton .....	24,865	23,700	--	1,135	6,360	5,740	12,475	2,155	230	22,175	260
Owned - Possédé .....	19,685	18,630	--	1,030	5,055	4,495	9,915	1,595	150	17,720	190
Rented - Loué .....	5,180	5,070	--	105	1,305	1,245	2,560	560	--	4,455	--
Colchester .....	7,945	7,085	--	845	2,660	1,870	3,290	1,340	--	5,750	750
Owned - Possédé .....	6,165	5,395	--	755	1,935	1,370	2,755	815	--	4,715	540
Rented - Loué .....	1,780	1,690	--	--	725	500	535	525	--	1,035	210
Cumberland .....	10,055	8,755	--	1,285	2,510	1,325	6,170	770	--	8,910	335
Owned - Possédé .....	8,070	6,915	--	1,140	2,095	955	4,985	500	--	7,240	300
Rented - Loué .....	1,985	1,840	--	145	415	370	1,185	270	--	1,670	--
Digby .....	4,975	4,300	--	660	1,125	140	3,550	175	--	4,215	550
Owned - Possédé .....	4,280	3,685	--	580	965	--	3,075	150	--	3,660	435
Rented - Loué .....	695	615	--	--	160	--	475	--	--	555	115
Guysborough .....	3,325	2,370	--	955	420	100	2,740	--	--	3,090	150
Owned - Possédé .....	3,070	2,185	--	885	355	--	2,575	--	--	2,860	125
Rented - Loué .....	255	185	--	--	--	--	165	--	--	230	--
Halifax .....	36,305	35,160	--	1,085	14,570	9,225	12,080	7,555	2,920	12,370	13,250
Owned - Possédé .....	22,030	21,045	--	945	9,360	4,535	7,835	4,450	1,385	8,370	7,770
Rented - Loué .....	14,275	14,115	--	140	5,210	4,690	4,245	3,105	1,535	4,000	5,480
Hants .....	5,655	5,020	--	625	1,795	720	2,690	260	--	4,615	700
Owned - Possédé .....	4,570	4,065	--	495	1,490	490	2,185	185	--	3,840	475
Rented - Loué .....	1,085	955	--	130	305	230	505	--	--	775	225
Inverness .....	4,005	2,750	--	1,245	520	--	3,325	--	--	3,820	115
Owned - Possédé .....	3,660	2,490	--	1,160	470	--	3,030	--	--	3,500	110
Rented - Loué .....	345	260	--	--	--	--	295	--	--	320	--
Kings .....	8,145	7,265	--	850	3,390	520	4,185	1,385	--	5,650	1,060
Owned - Possédé .....	5,965	5,285	--	655	2,365	400	3,165	675	--	4,490	770
Rented - Loué .....	2,180	1,980	--	195	1,025	120	1,020	710	--	1,160	290
Lunenburg .....	8,690	7,205	--	1,430	2,345	490	5,810	765	--	7,180	710
Owned - Possédé .....	7,620	6,225	--	1,350	2,015	360	5,205	640	--	6,425	525
Rented - Loué .....	1,070	980	--	--	330	130	605	125	--	755	185
Pictou .....	11,000	10,035	--	935	3,975	1,580	5,140	1,525	--	8,800	590
Owned - Possédé .....	8,430	7,560	--	845	3,120	1,050	3,995	1,075	--	6,840	450
Rented - Loué .....	2,570	2,475	--	--	855	530	1,145	450	--	1,960	140
Queens .....	3,220	2,870	--	345	1,145	185	1,690	345	--	2,330	535
Owned - Possédé .....	2,765	2,455	--	310	955	155	1,465	290	--	2,100	375
Rented - Loué .....	455	415	--	--	190	--	225	--	--	230	160
Richmond .....	2,425	1,630	--	755	195	--	2,105	--	--	2,345	--
Owned - Possédé .....	2,310	1,550	--	720	190	--	2,005	--	--	2,235	--
Rented - Loué .....	115	--	--	--	--	--	100	--	--	110	--
Shelburne .....	3,510	2,900	--	580	640	100	2,750	--	--	2,895	530
Owned - Possédé .....	3,055	2,535	--	505	545	--	2,430	--	--	2,560	430
Rented - Loué .....	455	365	--	--	--	--	320	--	--	335	100
Victoria .....	1,920	880	--	965	285	120	1,415	--	--	1,845	--
Owned - Possédé .....	1,770	790	--	910	245	110	1,315	--	--	1,725	--
Rented - Loué .....	150	--	--	--	--	--	100	--	--	120	--
Yarmouth .....	5,690	4,785	--	890	1,310	970	3,350	145	--	4,330	1,140
Owned - Possédé .....	4,175	3,400	--	765	970	510	2,650	--	--	3,265	760
Rented - Loué .....	1,515	1,385	--	125	340	460	700	--	--	1,065	380
<b>New Brunswick</b>	<b>114,010</b>	<b>96,705</b>	<b>665</b>	<b>16,640</b>	<b>29,710</b>	<b>20,185</b>	<b>61,455</b>	<b>12,250</b>	<b>6,010</b>	<b>81,710</b>	<b>13,350</b>
Owned - Possédé .....	81,210	65,875	555	14,780	19,470	10,125	49,385	6,290	3,045	64,625	6,765
Rented - Loué .....	32,800	30,830	110	1,860	10,240	10,060	12,070	5,960	2,965	17,085	6,585
<b>Albert</b>	<b>2,485</b>	<b>2,300</b>	<b>--</b>	<b>175</b>	<b>675</b>	<b>320</b>	<b>1,485</b>	<b>250</b>	<b>375</b>	<b>1,805</b>	<b>--</b>
Owned - Possédé .....	2,145	1,990	--	150	570	255	1,320	195	265	1,645	--
Rented - Loué .....	340	310	--	--	105	--	165	--	110	160	--

1. Includes other miscellaneous types of refrigeration and cooking facilities. - Comprend autres divers genres de commodités de réfrigération et de cuisson.

TABLE 37. Occupied dwellings by tenure showing lighting, cooking, and refrigeration facilities, for counties and census divisions, 1951 — Continued

TABLEAU 37. Logements occupés selon le mode d'occupation, commodités d'éclairage, de cuisson et de réfrigération, comtés et divisions de recensement, 1951 — suite

County or census division, and tenure Comté ou division de recensement et mode d'occupation	Total <sup>1</sup>	Lighting facilities Commodités d'éclairage		Refrigeration facilities Commodités de réfrigération				Cooking facilities Commodités de cuisson			
		Electricity Électricité		Gas, kerosene lamps, etc. Gaz, lampes à kérosène, etc.	Mech- anical (electric or gas) Réfrigéra- teur méca- nique (à l'électricité ou à gaz)	Ice box Glacière	None Aucune	Electric range Cuisinière élec- trique	Gas range Cuisinière à gaz	Wood or coal range Cuisinière à charbon ou à bois	Oil stove Brûleur à l'huile
		Power line source D'une ligne extérieure	Home generated source Générée à la maison								
<b>New Brunswick — Con.—fin</b>											
Carleton .....	5,580	4,310	--	1,250	1,615	565	3,055	235	--	4,845	430
Owned — Possédé .....	4,395	3,335	--	1,045	1,250	360	2,505	150	--	3,935	260
Rented — Loué .....	1,185	975	--	205	365	205	550	--	--	910	170
Charlotte .....	6,815	5,860	--	920	1,845	985	3,565	325	175	4,480	1,810
Owned — Possédé .....	5,180	4,390	--	770	1,415	735	2,680	180	110	3,585	1,295
Rented — Loué .....	1,635	1,470	--	150	430	250	885	145	--	895	515
Gloucester .....	9,930	5,620	295	4,015	995	570	8,030	565	--	8,925	190
Owned — Possédé .....	9,070	4,940	285	3,845	755	420	7,580	335	--	8,355	145
Rented — Loué .....	860	680	--	170	240	150	450	230	--	570	--
Kent .....	4,950	3,150	--	1,780	385	100	4,315	--	--	4,745	--
Owned — Possédé .....	4,610	2,915	--	1,680	325	--	4,040	--	--	4,440	--
Rented — Loué .....	340	235	--	100	--	--	275	--	--	305	--
Kings .....	6,030	4,930	--	1,090	1,710	1,190	2,845	400	115	4,875	640
Owned — Possédé .....	4,880	3,940	--	930	1,425	870	2,330	330	--	4,005	455
Rented — Loué .....	1,150	990	--	160	285	320	515	--	--	870	185
Madawaska .....	6,095	5,495	--	555	1,540	185	4,285	515	--	5,180	310
Owned — Possédé .....	4,440	3,910	--	495	970	100	3,300	250	--	3,995	115
Rented — Loué .....	1,655	1,585	--	--	570	--	985	265	--	1,185	195
Northumberland .....	8,750	6,605	--	2,090	1,550	560	6,460	450	--	7,820	295
Owned — Possédé .....	7,245	5,295	--	1,905	1,060	430	5,590	170	--	6,715	205
Rented — Loué .....	1,505	1,310	--	185	490	130	870	280	--	1,105	--
Queens .....	3,300	2,730	--	560	745	--	2,470	--	--	3,130	--
Owned — Possédé .....	2,900	2,390	--	500	635	--	2,200	--	--	2,765	--
Rented — Loué .....	400	340	--	--	110	--	270	--	--	365	--
Restigouche .....	6,820	5,340	--	1,420	1,365	1,275	4,030	710	--	5,445	580
Owned — Possédé .....	5,135	3,885	--	1,195	905	870	3,235	355	--	4,340	380
Rented — Loué .....	1,685	1,455	--	225	460	405	795	355	--	1,105	200
St. John .....	18,605	18,325	--	250	6,100	7,400	5,015	4,385	200	8,050	5,920
Owned — Possédé .....	6,610	6,405	--	205	2,680	2,165	1,750	1,710	135	2,770	1,990
Rented — Loué .....	11,995	11,920	--	--	3,420	5,235	3,265	2,675	--	5,280	3,930
Sunbury .....	2,100	1,865	--	225	410	--	1,525	--	--	1,895	115
Owned — Possédé .....	1,745	1,550	--	190	350	--	1,260	--	--	1,610	--
Rented — Loué .....	355	315	--	--	--	--	265	--	--	285	--
Victoria .....	4,065	3,600	--	460	1,130	--	2,755	155	--	3,585	245
Owned — Possédé .....	3,335	2,965	--	365	905	--	2,265	105	--	2,990	175
Rented — Loué .....	730	635	--	--	225	--	490	--	--	595	--
Westmorland .....	17,930	17,020	--	875	5,995	4,535	7,155	2,425	4,655	9,555	1,245
Owned — Possédé .....	12,270	11,475	--	765	3,895	2,470	5,715	1,545	2,040	7,900	765
Rented — Loué .....	5,660	5,545	--	110	2,100	2,065	1,440	880	2,615	1,655	480
York .....	10,555	9,555	--	975	3,650	2,245	4,465	1,610	125	7,375	1,375
Owned — Possédé .....	7,250	6,490	--	740	2,330	1,145	3,615	795	100	5,575	750
Rented — Loué .....	3,305	3,065	--	235	1,320	1,100	850	815	--	1,800	625
<b>Québec .....</b>	<b>858,785</b>	<b>796,135</b>	<b>4,215</b>	<b>58,435</b>	<b>401,020</b>	<b>232,250</b>	<b>211,145</b>	<b>143,260</b>	<b>242,070</b>	<b>387,960</b>	<b>79,415</b>
Owned — Possédé .....	416,960	361,750	3,620	51,590	172,685	72,695	160,130	73,025	41,125	270,710	28,050
Rented — Loué .....	441,825	434,385	595	6,845	228,335	159,555	51,015	70,235	200,945	117,250	51,365
Abitibi .....	16,535	9,150	305	7,080	4,035	1,335	10,435	2,135	--	13,430	235
Owned — Possédé .....	11,650	5,000	275	6,375	2,240	625	8,125	990	--	9,940	--
Rented — Loué .....	4,885	4,150	--	705	1,795	710	2,310	1,145	--	3,490	165
Argenteuil .....	6,065	5,155	185	725	2,825	1,985	1,200	945	150	4,550	385
Owned — Possédé .....	3,960	3,270	120	570	1,860	1,205	840	485	100	3,145	200
Rented — Loué .....	2,105	1,885	--	155	965	780	360	460	--	1,405	185
Arthabaska .....	7,300	6,880	--	330	2,820	1,435	2,865	1,030	--	5,495	645
Owned — Possédé .....	4,995	4,640	--	300	1,920	600	2,305	560	--	4,085	275
Rented — Loué .....	2,305	2,240	--	--	900	835	560	470	--	1,410	370
Bagot .....	4,125	3,920	--	170	1,820	660	1,535	425	--	3,320	290
Owned — Possédé .....	3,200	3,015	--	150	1,375	400	1,330	310	--	2,720	115
Rented — Loué .....	925	905	--	--	445	260	205	115	--	600	175

1. Includes other miscellaneous types of refrigeration and cooking facilities. — Comprend autres divers genres de commodités de réfrigération et de cuisson.

TABLE 37. Occupied dwellings by tenure showing lighting, cooking, and refrigeration facilities, for counties and census divisions, 1951 - Continued

TABLEAU 37. Logements occupés selon le mode d'occupation, commodités d'éclairage, de cuisson et de réfrigération, comtés et divisions de recensement, 1951 - suite

County or census division, and tenure Comté ou division de recensement et mode d'occupation	Total <sup>1</sup>	Lighting facilities Commodités d'éclairage			Refrigeration facilities Commodités de réfrigération			Cooking facilities Commodités de cuisson			
		Electricity Électricité		Gas, kerosene lamps, etc. Gaz, lampes à kérosène, etc.	Mech- anical (electric or gas) Réfrigéra- teur méca- nique (à l'électricité ou à gaz)	Ice box Glacière	None Aucune	Electric range Cuisinière élec- trique	Gas range Cuisinière à gaz	Wood or coal range Cuisinière à charbon ou à bois	Oil stove Brûleur à l'huile
		Power line source D'une ligne extérieure	Home generated source Générée à la maison								
<b>Québec - Con.-suite</b>											
Beauce.....	10, 105	9, 745	--	310	2, 120	585	7, 095	580	--	9, 060	270
Owned - Possédé.....	8, 500	8, 175	--	275	1, 695	385	6, 135	445	--	7, 735	170
Rented - Loué.....	1, 605	1, 570	--	--	425	200	960	135	--	1, 325	100
Beauharnois.....	8, 355	8, 320	--	--	4, 745	2, 330	1, 210	2, 620	310	3, 860	1, 530
Owned - Possédé.....	4, 070	4, 050	--	--	2, 315	880	835	1, 105	110	2, 340	505
Rented - Loué.....	4, 285	4, 270	--	--	2, 430	1, 450	375	1, 515	200	1, 520	1, 025
Bellechasse.....	4, 645	4, 245	--	390	975	190	3, 235	--	--	4, 430	--
Owned - Possédé.....	4, 215	3, 835	--	370	825	165	2, 995	--	--	4, 055	--
Rented - Loué.....	430	410	--	--	150	--	240	--	--	375	--
Berthier.....	5, 160	4, 975	--	180	1, 795	1, 235	1, 885	320	--	4, 450	345
Owned - Possédé.....	3, 895	3, 735	--	155	1, 290	800	1, 585	190	--	3, 470	200
Rented - Loué.....	1, 265	1, 240	--	--	505	435	300	130	--	980	145
Bonaventure.....	7, 070	3, 280	115	3, 675	335	335	6, 245	--	--	6, 725	--
Owned - Possédé.....	6, 530	2, 950	100	3, 480	280	285	5, 825	--	--	6, 260	--
Rented - Loué.....	540	330	--	195	--	--	420	--	--	465	--
Brome.....	3, 230	2, 520	--	680	1, 170	745	1, 210	425	--	2, 455	225
Owned - Possédé.....	2, 460	1, 910	--	530	900	540	950	355	--	1, 885	155
Rented - Loué.....	770	610	--	150	270	205	260	--	--	570	--
Chambly.....	17, 595	17, 315	105	175	8, 320	7, 875	1, 275	6, 935	495	6, 555	3, 445
Owned - Possédé.....	10, 895	10, 685	--	145	5, 320	4, 785	740	4, 395	320	4, 325	1, 775
Rented - Loué.....	6, 700	6, 630	--	--	3, 000	3, 090	535	2, 540	175	2, 230	1, 670
Champlain.....	16, 915	16, 085	--	805	6, 935	4, 470	5, 090	2, 465	145	11, 355	2, 940
Owned - Possédé.....	10, 455	9, 785	--	655	4, 380	2, 025	3, 685	1, 520	100	7, 635	1, 195
Rented - Loué.....	6, 460	6, 300	--	150	2, 555	2, 445	1, 405	945	--	3, 720	1, 745
Charlevoix.....	4, 630	3, 915	--	700	820	515	2, 775	175	--	4, 325	--
Owned - Possédé.....	3, 600	2, 940	--	650	580	385	2, 205	115	--	3, 385	--
Rented - Loué.....	1, 030	975	--	--	240	130	570	--	--	940	--
Charlevoix-Est.....	2, 515	2, 235	--	275	480	490	1, 460	120	--	2, 285	--
Owned - Possédé.....	1, 855	1, 605	--	250	295	360	1, 140	--	--	1, 705	--
Rented - Loué.....	660	630	--	--	185	130	320	--	--	580	--
Charlevoix-Ouest.....	2, 115	1, 680	--	425	340	--	1, 315	--	--	2, 040	--
Owned - Possédé.....	1, 745	1, 335	--	400	285	--	1, 065	--	--	1, 680	--
Rented - Loué.....	370	345	--	--	--	--	250	--	--	360	--
Châteauguay.....	4, 100	3, 995	--	100	2, 305	705	1, 070	835	145	2, 480	640
Owned - Possédé.....	3, 095	3, 010	--	--	1, 785	435	860	640	110	1, 955	390
Rented - Loué.....	1, 005	985	--	--	520	270	210	195	--	525	250
Chicoutimi.....	18, 970	18, 100	--	775	6, 490	2, 830	9, 350	4, 780	--	12, 910	1, 210
Owned - Possédé.....	9, 180	8, 510	--	595	2, 980	1, 000	5, 045	1, 845	--	6, 900	405
Rented - Loué.....	9, 790	9, 590	--	180	3, 510	1, 830	4, 305	2, 935	--	6, 010	805
Compton.....	5, 180	3, 935	335	910	1, 595	650	2, 855	485	135	4, 025	425
Owned - Possédé.....	4, 070	2, 995	260	815	1, 190	420	2, 390	380	110	3, 245	235
Rented - Loué.....	1, 110	940	--	--	405	230	465	105	--	780	190
Deux-Montagnes.....	4, 740	4, 565	--	170	2, 060	1, 880	655	745	145	3, 185	660
Owned - Possédé.....	3, 600	3, 440	--	155	1, 640	1, 250	565	490	125	2, 670	315
Rented - Loué.....	1, 140	1, 125	--	--	420	630	--	255	--	515	345
Dorchester.....	6, 135	5, 715	--	370	1, 085	135	4, 500	115	--	5, 960	--
Owned - Possédé.....	5, 475	5, 095	--	335	930	125	4, 030	--	--	5, 350	--
Rented - Loué.....	660	620	--	--	155	--	470	--	--	610	--
Drummond.....	11, 000	10, 485	--	455	4, 875	2, 985	2, 940	1, 850	125	6, 060	2, 900
Owned - Possédé.....	5, 785	5, 340	--	390	2, 490	995	2, 130	855	--	3, 780	1, 055
Rented - Loué.....	5, 215	5, 145	--	--	2, 385	1, 990	810	995	--	2, 280	1, 845
Frontenac.....	5, 855	5, 215	--	580	1, 210	445	3, 780	215	120	5, 360	145
Owned - Possédé.....	4, 610	4, 045	--	505	880	200	3, 160	145	--	4, 340	--
Rented - Loué.....	1, 245	1, 170	--	--	330	245	620	--	--	1, 020	105
Gaspé.....	10, 690	4, 195	220	6, 275	610	350	9, 550	110	110	9, 925	215
Owned - Possédé.....	9, 845	3, 780	205	5, 860	490	330	8, 860	--	--	9, 205	160
Rented - Loué.....	845	415	--	415	120	--	690	--	--	720	--
Gaspé-Est.....	6, 560	2, 915	--	3, 595	360	165	5, 940	--	--	5, 980	140
Owned - Possédé.....	6, 165	2, 655	--	3, 470	280	150	5, 650	--	--	5, 680	--
Rented - Loué.....	395	260	--	125	--	--	290	--	--	300	--

1. Includes other miscellaneous types of refrigeration and cooking facilities. - Comprend autres divers genres de commodités de réfrigération et de cuisson.

TABLE 37. Occupied dwellings by tenure showing lighting, cooking, and refrigeration facilities, for counties and census divisions, 1951 - Continued

TABLEAU 37. Logements occupés selon le mode d'occupation, commodités d'éclairage, de cuisson et de réfrigération, comtés et divisions de recensement, 1951 - suite

County or census division, and tenure Comté ou division de recensement et mode d'occupation	Total <sup>1</sup>	Lighting facilities Commodités d'éclairage			Refrigeration facilities Commodités de réfrigération			Cooking facilities Commodités de cuisson			
		Electricity Électricité		Gas, kerosene lamps, etc. Gaz, lampes à kérosène, etc.	Mech- anical (electric or gas) Réfrigé- rateur méca- nique (à l'électricité ou à gaz)	Ice box Glacière	None Aucune	Electric range Cuisinière élec- trique	Gas range Cuisinière à gaz	Wood or coal range Cuisinière à charbon ou à bois	Oil stove Brûleur à l'huile
		Power line source D'une ligne extérieure	Home generated source Générée à la maison								
Québec - Con.-suite											
Gaspé - Con. - fin											
Gaspé-Ouest	2,480	1,255	--	1,135	235	110	2,095	--	--	2,425	--
Owned - Possédé	2,085	1,100	--	895	195	105	1,750	--	--	2,045	--
Rented - Loué	395	155	--	240	--	--	345	--	--	380	--
Iles-de-la-Madeleine	1,650	--	--	1,545	--	--	1,515	--	--	1,520	--
Owned - Possédé	1,595	--	--	1,495	--	--	1,460	--	--	1,480	--
Rented - Loué	--	--	--	--	--	--	--	--	--	--	--
Hull	19,430	16,415	110	2,905	7,360	8,875	3,235	6,805	265	11,590	665
Owned - Possédé	11,445	8,940	--	2,410	4,335	4,540	2,475	3,240	165	7,640	320
Rented - Loué	7,985	7,475	--	495	3,025	4,135	760	3,565	100	3,950	345
Gatineau	7,225	4,690	100	2,435	2,095	2,585	2,410	1,255	--	5,720	110
Owned - Possédé	5,525	3,410	--	2,025	1,645	1,830	1,975	835	--	4,490	--
Rented - Loué	1,700	1,280	--	410	450	755	435	420	--	1,230	--
Hull	12,205	11,725	--	470	5,265	6,090	825	5,550	185	5,870	555
Owned - Possédé	5,920	5,530	--	385	2,690	2,710	500	2,405	--	3,150	250
Rented - Loué	6,285	6,195	--	--	2,575	3,380	325	3,145	--	2,720	305
Huntingdon	3,315	3,070	--	235	1,495	555	1,170	465	125	2,495	215
Owned - Possédé	2,685	2,475	--	200	1,220	395	985	380	--	2,095	130
Rented - Loué	630	595	--	--	275	160	185	--	--	400	--
Iberville	2,850	2,770	--	--	1,495	490	795	770	--	1,475	555
Owned - Possédé	1,950	1,885	--	--	1,005	250	640	495	--	1,155	285
Rented - Loué	900	885	--	--	490	240	155	275	--	320	290
Joliette	7,445	7,075	135	235	3,090	2,180	2,055	305	190	5,575	1,360
Owned - Possédé	4,370	4,035	130	205	1,680	980	1,610	190	--	3,715	395
Rented - Loué	3,075	3,040	--	--	1,410	1,200	445	115	125	1,860	965
Kamouraska	4,680	4,135	145	400	890	190	3,510	140	--	4,470	--
Owned - Possédé	3,875	3,415	135	325	665	145	3,005	--	--	3,730	--
Rented - Loué	805	720	--	--	225	--	505	--	--	740	--
Labelle	5,235	2,950	--	2,190	1,005	1,945	2,065	100	--	5,000	--
Owned - Possédé	4,035	2,095	--	1,870	705	1,500	1,655	--	--	3,885	--
Rented - Loué	1,200	855	--	320	300	445	410	--	--	1,115	--
Lac-St-Jean	12,700	11,485	150	1,065	3,140	1,070	8,360	1,435	--	10,905	250
Owned - Possédé	9,075	8,045	140	890	2,030	525	6,415	840	--	8,060	--
Rented - Loué	3,625	3,440	--	175	1,110	545	1,945	595	--	2,845	155
Lac-St-Jean-Est	4,815	4,650	--	155	1,590	485	2,685	705	--	3,885	170
Owned - Possédé	3,090	2,940	--	140	930	205	1,910	325	--	2,640	--
Rented - Loué	1,725	1,710	--	--	660	280	775	380	--	1,245	--
Lac-St-Jean-Ouest	7,885	6,835	140	910	1,550	585	5,875	730	--	7,020	--
Owned - Possédé	5,985	5,105	130	750	1,100	320	4,505	515	--	5,420	--
Rented - Loué	1,900	1,730	--	160	450	265	1,170	215	--	1,600	--
Laprairie	3,955	3,650	100	205	1,485	1,650	730	535	100	2,490	820
Owned - Possédé	2,745	2,540	--	150	1,080	1,035	565	360	--	1,835	475
Rented - Loué	1,210	1,110	--	--	405	615	165	175	--	655	345
L'Assomption	4,975	4,750	105	120	1,890	2,150	655	525	--	3,355	1,030
Owned - Possédé	3,115	2,920	105	--	1,245	1,195	435	235	--	2,350	480
Rented - Loué	1,860	1,830	--	--	645	955	220	290	--	1,005	550
Lévis	8,315	8,230	--	--	3,375	2,330	2,435	1,755	--	4,755	1,740
Owned - Possédé	5,670	5,600	--	--	2,415	1,280	1,820	1,180	--	3,555	885
Rented - Loué	2,645	2,630	--	--	960	1,050	615	575	--	1,200	855
L'Islet	4,245	3,710	105	430	850	--	3,275	135	--	3,955	--
Owned - Possédé	3,750	3,250	100	400	690	--	2,960	105	--	3,520	--
Rented - Loué	495	460	--	--	160	--	315	--	--	435	--
Lotbinière	5,295	4,860	--	420	1,225	220	3,625	100	--	5,090	--
Owned - Possédé	4,765	4,390	--	360	1,075	190	3,295	--	--	4,615	--
Rented - Loué	530	470	--	--	150	--	330	--	--	475	--
Maskinongé	3,835	3,470	--	360	1,245	765	1,495	210	--	3,335	265
Owned - Possédé	2,845	2,530	--	310	895	430	1,210	135	--	2,560	130
Rented - Loué	990	940	--	--	350	335	285	--	--	775	135
Matane	10,745	7,240	115	3,390	1,125	470	8,775	315	--	10,225	--
Owned - Possédé	9,005	5,735	110	3,160	870	400	7,440	225	--	8,610	--
Rented - Loué	1,740	1,505	--	230	255	--	1,335	--	--	1,615	--

1. Includes other miscellaneous types of refrigeration and cooking facilities. - Comprend autres divers genres de commodités de réfrigération et de cuisson.

TABLE 37. Occupied dwellings by tenure showing lighting, cooking, and refrigeration facilities, for counties and census divisions, 1951 - Continued

TABLEAU 37. Logements occupés selon le mode d'occupation, commodités d'éclairage, de cuisson et de réfrigération, comtés et divisions de recensement, 1951 - suite

County or census division, and tenure Comté ou division de recensement et mode d'occupation	Total <sup>1</sup>	Lighting facilities Commodités d'éclairage		Refrigeration facilities Commodités de réfrigération			Cooking facilities Commodités de cuisson				
		Electricity Électricité		Gas, kerosene lamps, etc. Gaz, lampes à kérosène, etc.	Mech- anical (electric or gas) Réfrigé- rateur méca- nique (à l'électricité ou à gaz)	Ice box Glacière	None Aucune	Electric range Cuisinière électrique	Gas range Cuisinière à gaz	Wood or coal range Cuisinière à charbon ou à bois	Oil stove Brûleur à l'huile
		Power line source D'une ligne extérieure	Home generated source Générée à la maison								
Québec - Con.-suite											
Matane - Con.-fin											
Matane .....	5,275	3,825	--	1,380	625	355	4,080	265	--	4,885	--
Owned - Possédé .....	4,365	3,010	--	1,285	520	300	3,385	200	--	4,055	--
Rented - Loué .....	910	815	--	--	105	--	695	--	--	830	--
Matapédia .....	5,470	3,415	--	2,010	500	115	4,695	--	--	5,340	--
Owned - Possédé .....	4,640	2,725	--	1,875	350	100	4,055	--	--	4,555	--
Rented - Loué .....	830	690	--	135	150	--	640	--	--	785	--
Mégantic .....	8,955	8,050	--	845	3,260	710	4,790	870	110	7,370	585
Owned - Possédé .....	6,275	5,440	--	775	2,165	310	3,635	575	--	5,415	210
Rented - Loué .....	2,680	2,610	--	--	1,095	400	1,155	295	--	1,955	375
Missisquoi .....	5,635	5,275	--	315	2,970	1,175	1,375	1,340	110	3,215	955
Owned - Possédé .....	3,355	3,075	--	240	1,755	530	985	760	--	2,070	445
Rented - Loué .....	2,280	2,200	--	--	1,215	645	390	580	--	1,145	510
Montcalm .....	3,810	3,350	--	405	1,045	1,495	980	255	--	3,245	220
Owned - Possédé .....	2,895	2,495	--	360	815	1,035	800	170	--	2,560	105
Rented - Loué .....	915	855	--	--	230	460	180	--	--	685	115
Montmagny .....	4,660	4,160	--	465	1,080	550	2,920	280	--	4,140	170
Owned - Possédé .....	3,965	3,500	--	430	885	425	2,555	210	--	3,575	115
Rented - Loué .....	695	660	--	--	195	125	365	--	--	565	--
Montmorency .....	3,885	3,775	--	110	1,165	635	1,835	265	--	3,300	315
Owned - Possédé .....	2,895	2,790	--	105	785	415	1,470	150	--	2,595	145
Rented - Loué .....	990	985	--	--	380	220	365	115	--	705	170
Montmorency No. 1 .....	3,155	3,060	--	--	935	550	1,465	225	--	2,640	290
Owned - Possédé .....	2,290	2,200	--	--	600	360	1,150	125	--	2,030	135
Rented - Loué .....	865	860	--	--	335	190	315	100	--	610	155
Montmorency No. 2 (Île-d'Orléans) .....	730	715	--	--	230	--	370	--	--	660	--
Owned - Possédé .....	605	590	--	--	185	--	320	--	--	565	--
Rented - Loué .....	125	125	--	--	--	--	--	--	--	--	--
Montréal & Jésus Islands - Îles .....	325,830	325,595	--	215	203,390	114,415	7,300	51,920	224,025	32,480	16,265
Owned - Possédé .....	76,025	75,880	--	130	57,780	16,705	1,340	26,510	34,860	10,045	4,395
Rented - Loué .....	249,805	249,715	--	--	145,610	97,710	5,960	25,410	189,165	22,435	11,870
Jésus Island - Île .....	7,825	7,755	--	--	3,545	3,800	415	2,265	145	3,710	1,670
Owned - Possédé .....	4,670	4,615	--	--	2,320	2,040	260	1,330	--	2,470	765
Rented - Loué .....	3,155	3,140	--	--	1,225	1,760	155	935	--	1,240	905
Montréal Island - Île .....	318,005	317,840	--	165	199,845	110,615	6,885	49,655	223,880	28,770	14,595
Owned - Possédé .....	71,355	71,265	--	--	55,460	14,665	1,080	25,180	34,780	7,575	3,630
Rented - Loué .....	246,650	246,575	--	--	144,385	95,950	5,805	24,475	189,100	21,195	10,965
Napierville .....	1,905	1,845	--	--	670	170	905	355	--	1,285	225
Owned - Possédé .....	1,435	1,390	--	--	505	100	695	250	--	1,030	120
Rented - Loué .....	470	455	--	--	165	--	210	105	--	255	105
Nicolet .....	5,635	5,040	--	570	1,430	605	2,820	275	--	5,100	175
Owned - Possédé .....	4,775	4,230	--	520	1,105	430	2,515	210	--	4,400	--
Rented - Loué .....	860	810	--	--	325	175	305	--	--	700	--
Papineau .....	6,305	4,775	--	1,450	2,200	1,685	2,290	550	--	5,505	170
Owned - Possédé .....	4,725	3,480	--	1,165	1,610	1,115	1,895	330	--	4,260	--
Rented - Loué .....	1,580	1,295	--	285	590	570	395	220	--	1,245	--
Pontiac .....	4,570	1,970	--	2,585	1,015	1,050	2,370	435	--	4,060	--
Owned - Possédé .....	3,800	1,555	--	2,235	815	885	1,980	320	--	3,435	--
Rented - Loué .....	770	415	--	350	200	165	390	115	--	625	--
Portneuf .....	8,610	8,265	--	335	2,760	1,080	4,315	470	--	7,600	485
Owned - Possédé .....	6,295	6,010	--	275	1,860	765	3,280	285	--	5,725	230
Rented - Loué .....	2,315	2,255	--	--	900	315	1,035	185	--	1,875	255
Québec .....	50,610	50,315	--	295	26,045	16,070	7,840	16,530	6,580	15,115	12,125
Owned - Possédé .....	17,455	17,255	--	200	10,215	4,145	2,785	6,755	1,165	6,550	2,950
Rented - Loué .....	33,155	33,060	--	--	15,830	11,925	5,055	9,775	5,415	8,565	9,175
Richelieu .....	6,500	6,330	--	155	2,980	2,160	1,195	1,915	--	3,260	1,230
Owned - Possédé .....	3,850	3,705	--	140	1,760	995	960	960	--	2,280	560
Rented - Loué .....	2,650	2,625	--	--	1,220	1,165	235	955	--	980	670
Richmond .....	7,280	6,745	--	485	3,310	1,430	2,280	680	265	4,950	1,345
Owned - Possédé .....	4,460	3,985	--	425	1,930	640	1,660	400	185	3,330	525
Rented - Loué .....	2,820	2,760	--	--	1,380	790	620	280	--	1,620	820

1. Includes other miscellaneous types of refrigeration and cooking facilities. - Comprend autres divers genres de commodités de réfrigération et de cuisson.

TABLE 37. Occupied dwellings by tenure showing lighting, cooking, and refrigeration facilities, for counties and census divisions, 1951 - Continued

TABLEAU 37. Logements occupés selon le mode d'occupation, commodités d'éclairage, de cuisson et de réfrigération, comtés et divisions de recensement, 1951 - suite

County or census division, and tenure Comté ou division de recensement et mode d'occupation	Total <sup>1</sup>	Lighting facilities Commodités d'éclairage			Refrigeration facilities Commodités de réfrigération			Cooking facilities Commodités de cuisson				
		Electricity Électricité		Gas, kerosene lamps, etc. Gaz, lampes à kérosène, etc.	Mech- anical (electric or gas) Réfrigé- rateur méca- nique (à l'électricité ou à gaz)	Ice box Glacière	None Aucune	Electric range Cuisinière élec- trique	Gas range Cuisinière à gaz	Wood or coal range Cuisinière à charbon ou à bois	Oil stove Brûleur à l'huile	
		Power line source D'une ligne extérieure	Home generated source Générée à la maison									
<b>Québec - Con.-fin</b>												
Rimouski	8,865	7,320	--	1,455	1,665	575	6,455	635	--	7,745	335	
Owned - Possédé	6,730	5,345	--	1,300	1,150	290	5,135	375	--	6,100	140	
Rented - Loué	2,135	1,975	--	155	515	285	1,320	260	--	1,645	195	
Rouville	4,305	4,190	--	110	2,435	925	910	1,180	--	2,355	650	
Owned - Possédé	3,015	2,930	--	--	1,790	500	695	790	--	1,760	365	
Rented - Loué	1,290	1,260	--	--	645	425	215	390	--	595	285	
Saguenay	6,875	3,370	135	3,370	960	200	5,660	700	--	5,155	180	
Owned - Possédé	5,340	2,265	--	2,995	440	125	4,725	330	--	4,110	--	
Rented - Loué	1,535	1,105	--	375	520	--	935	370	--	1,045	--	
Shefford	9,525	8,880	--	555	4,385	2,310	2,555	1,760	160	4,855	2,725	
Owned - Possédé	5,280	4,715	--	480	2,365	810	1,905	905	--	3,360	940	
Rented - Loué	4,245	4,165	--	--	2,020	1,500	650	855	--	1,495	1,785	
Sherbrooke	14,105	13,865	--	215	8,070	3,930	1,870	2,390	4,920	4,225	2,525	
Owned - Possédé	5,645	5,425	--	195	3,450	1,080	975	1,295	1,370	2,205	775	
Rented - Loué	8,460	8,440	--	--	4,620	2,850	895	1,095	3,550	2,020	1,750	
Soulanges	2,120	2,045	--	--	945	490	585	195	--	1,730	135	
Owned - Possédé	1,615	1,555	--	--	705	330	490	110	--	1,360	--	
Rented - Loué	505	490	--	--	240	160	--	--	--	370	--	
Stanstead	7,805	7,290	--	505	3,230	1,795	2,700	1,100	310	4,755	1,635	
Owned - Possédé	4,565	4,160	--	395	1,875	810	1,825	680	155	3,075	655	
Rented - Loué	3,240	3,130	--	110	1,355	985	875	420	155	1,680	980	
St-Hyacinthe	8,400	8,180	--	180	5,035	2,005	1,285	2,930	--	3,920	1,380	
Owned - Possédé	3,875	3,680	--	155	2,320	620	885	1,085	--	2,370	350	
Rented - Loué	4,525	4,500	--	--	2,715	1,385	400	1,845	--	1,550	1,030	
St-Jean	6,175	6,085	--	--	4,085	1,220	750	2,005	170	2,060	1,900	
Owned - Possédé	2,770	2,705	--	--	1,930	355	395	860	--	1,175	645	
Rented - Loué	3,405	3,380	--	--	2,155	865	355	1,145	--	885	1,255	
St-Maurice	19,190	19,025	--	150	9,250	6,860	2,845	4,555	830	9,175	4,570	
Owned - Possédé	7,255	7,115	--	125	3,605	1,695	1,755	1,650	230	4,425	920	
Rented - Loué	11,935	11,910	--	--	5,645	5,165	1,090	2,905	600	4,750	3,650	
Témiscamingue	10,730	8,735	--	1,935	5,135	1,065	4,375	3,695	--	6,820	--	
Owned - Possédé	5,910	4,200	--	1,650	2,450	410	2,960	1,275	--	4,545	--	
Rented - Loué	4,820	4,535	--	285	2,685	655	1,415	2,420	--	2,275	--	
Témiscouata	11,350	8,470	140	2,740	1,805	1,025	8,435	570	--	10,140	280	
Owned - Possédé	9,260	6,540	130	2,590	1,295	685	7,195	415	--	8,370	155	
Rented - Loué	2,090	1,930	--	150	510	340	1,240	155	--	1,770	125	
Rivière-du-Loup	6,630	5,590	--	1,000	1,180	905	4,510	405	--	5,935	210	
Owned - Possédé	5,210	4,240	--	935	820	580	3,775	280	--	4,780	--	
Rented - Loué	1,420	1,350	--	--	360	325	735	125	--	1,155	120	
Témiscouata	4,720	2,880	100	1,740	625	120	3,925	165	--	4,205	--	
Owned - Possédé	4,050	2,300	--	1,655	475	105	3,420	135	--	3,590	--	
Rented - Loué	670	580	--	--	150	--	505	--	--	615	--	
Terrebonne	15,010	14,400	150	460	6,390	7,300	1,075	2,155	180	9,275	3,375	
Owned - Possédé	8,785	8,285	125	375	3,900	3,980	730	1,090	--	6,210	1,380	
Rented - Loué	6,225	6,115	--	--	2,490	3,320	345	1,065	--	3,065	1,995	
Vaudreuil	4,075	3,905	--	160	2,135	1,220	655	885	155	2,375	595	
Owned - Possédé	2,880	2,725	--	145	1,565	690	580	600	--	1,820	300	
Rented - Loué	1,195	1,180	--	--	570	530	--	285	--	555	295	
Verchères	3,785	3,635	--	145	1,905	975	870	770	135	2,180	690	
Owned - Possédé	2,520	2,390	--	125	1,245	535	710	410	--	1,680	340	
Rented - Loué	1,265	1,245	--	--	660	440	160	360	--	500	350	
Wolfe	3,570	2,710	105	755	720	145	2,640	195	--	3,280	--	
Owned - Possédé	3,020	2,230	105	685	550	110	2,305	145	--	2,805	--	
Rented - Loué	550	480	--	--	170	--	335	--	--	475	--	
Yamaska	3,290	3,020	--	255	935	560	1,330	485	--	2,660	--	
Owned - Possédé	2,875	2,635	--	225	790	435	1,205	450	--	2,320	--	
Rented - Loué	415	385	--	--	145	125	125	--	--	340	--	

1. Includes other miscellaneous types of refrigeration and cooking facilities. - Comprend autres divers genres de commodités de réfrigération et de cuisson.



TABLE 37. Occupied dwellings by tenure showing lighting, cooking, and refrigeration facilities, for counties and census divisions, 1951 - Continued

TABLEAU 37. Logements occupés selon le mode d'occupation, commodités d'éclairage, de cuisson et de réfrigération, comtés et divisions de recensement, 1951 - suite

County or census division, and tenure Comté ou division de recensement et mode d'occupation	Total <sup>1</sup>	Lighting facilities Commodités d'éclairage			Refrigeration facilities Commodités de réfrigération			Cooking facilities Commodités de cuisson			
		Electricity Électricité		Gas, kerosene lamps, etc. Gaz, lampes à kérosène, etc.	Mech- anical (electric or gas) Réfrigéra- teur méca- nique (à l'électricité ou à gaz)	Ice box Glacière	None Aucune	Electric range Cuisinière élec- trique	Gas range Cuisinière à gaz	Wood or coal range Cuisinière à charbon ou à bois	Oil stove Brûleur à l'huile
		Power line source D'une ligne extérieure	Home generated source Générée à la maison								
Ontario .....	1,181,125	1,108,860	2,500	69,765	728,670	236,150	208,065	572,640	307,020	277,605	11,435
Owned - Possédé .....	821,335	764,585	1,770	54,980	522,980	141,825	150,085	394,860	201,945	211,930	7,375
Rented - Loué .....	359,790	344,275	730	14,785	205,690	94,325	57,980	177,780	105,075	65,675	4,060
Algoma .....	15,335	13,060	160	2,115	7,470	2,090	5,510	5,630	2,295	6,895	160
Owned - Possédé .....	11,345	9,515	120	1,710	5,535	1,560	4,025	4,240	1,365	5,480	120
Rented - Loué .....	3,990	3,545	--	405	1,935	530	1,485	1,390	930	1,415	--
Brant .....	19,845	19,040	--	795	11,985	5,690	2,140	10,310	7,125	2,125	150
Owned - Possédé .....	13,875	13,190	--	675	9,085	3,310	1,465	7,630	4,500	1,590	115
Rented - Loué .....	5,970	5,850	--	120	2,900	2,380	675	2,680	2,625	535	--
Bruce .....	11,770	10,045	--	1,685	5,625	1,450	4,485	3,425	200	7,785	275
Owned - Possédé .....	9,745	8,255	--	1,450	4,735	1,080	3,745	2,720	170	6,615	195
Rented - Loué .....	2,025	1,790	--	235	890	370	740	705	--	1,170	--
Carleton .....	58,580	57,110	--	1,440	42,095	12,150	4,150	47,680	2,505	6,610	250
Owned - Possédé .....	28,125	26,940	--	1,160	20,960	4,360	2,665	22,765	805	4,060	120
Rented - Loué .....	30,455	30,170	--	280	21,135	7,790	1,485	24,915	1,700	2,550	130
Cochrane .....	19,415	16,140	205	3,070	10,090	1,150	7,995	7,465	170	11,310	230
Owned - Possédé .....	10,975	8,415	110	2,450	5,470	535	4,860	3,505	105	7,115	140
Rented - Loué .....	8,440	7,725	--	620	4,620	615	3,135	3,960	--	4,195	--
Dufferin .....	4,230	3,495	--	720	1,775	340	2,100	1,390	170	2,570	--
Owned - Possédé .....	3,550	2,920	--	615	1,500	245	1,790	1,090	140	2,225	--
Rented - Loué .....	680	575	--	105	275	--	310	300	--	345	--
Dundas .....	4,295	3,730	--	565	2,040	225	2,025	1,440	105	2,615	100
Owned - Possédé .....	3,300	2,820	--	480	1,650	105	1,545	1,135	--	2,005	--
Rented - Loué .....	995	910	--	--	390	120	480	305	--	610	--
Durham .....	8,620	7,560	--	1,035	4,625	1,240	2,670	3,540	165	4,555	290
Owned - Possédé .....	8,365	5,580	--	770	3,645	750	1,910	2,470	100	3,550	195
Rented - Loué .....	2,255	1,980	--	265	980	490	760	1,070	--	1,005	--
Elgin .....	15,330	14,860	--	465	9,835	2,640	2,780	7,330	4,965	2,785	130
Owned - Possédé .....	10,980	10,625	--	350	7,425	1,485	2,010	5,460	3,255	2,110	--
Rented - Loué .....	4,350	4,235	--	115	2,410	1,155	770	1,870	1,710	675	--
Essex .....	57,525	56,760	--	675	37,520	17,260	2,555	29,705	23,545	3,510	270
Owned - Possédé .....	37,690	37,135	--	480	27,025	9,030	1,500	20,005	14,715	2,620	175
Rented - Loué .....	19,835	19,625	--	195	10,495	8,230	1,055	9,700	8,830	890	--
Frontenac .....	16,010	14,565	--	1,415	10,545	2,000	3,215	8,970	1,795	4,910	140
Owned - Possédé .....	9,370	8,325	--	1,015	6,135	980	2,080	4,845	850	3,570	--
Rented - Loué .....	6,640	6,240	--	400	4,410	1,020	1,135	4,125	945	1,340	--
Glengarry .....	4,305	3,000	--	1,295	1,315	305	2,495	595	--	3,450	175
Owned - Possédé .....	3,405	2,400	--	995	1,070	250	1,945	485	--	2,740	105
Rented - Loué .....	900	600	--	300	245	--	550	110	--	710	--
Grenville .....	4,845	4,165	--	670	2,125	760	1,810	1,815	155	2,735	110
Owned - Possédé .....	3,430	2,880	--	545	1,485	360	1,455	1,100	115	2,155	--
Rented - Loué .....	1,415	1,285	--	125	640	400	355	715	--	580	--
Grey .....	16,565	13,930	--	2,610	7,600	1,760	6,890	6,495	135	9,435	305
Owned - Possédé .....	13,335	11,205	--	2,105	6,115	1,250	5,705	4,905	100	8,025	220
Rented - Loué .....	3,230	2,725	--	505	1,485	510	1,185	1,590	--	1,410	--
Haldimand .....	6,735	6,080	--	645	4,185	1,030	1,430	1,090	4,845	745	--
Owned - Possédé .....	5,135	4,610	--	515	3,260	635	1,155	845	3,620	630	--
Rented - Loué .....	1,600	1,470	--	130	925	395	275	245	1,225	115	--
Halliburton .....	2,050	1,515	--	515	720	340	960	340	--	1,685	--
Owned - Possédé .....	1,710	1,255	--	440	555	295	835	255	--	1,430	--
Rented - Loué .....	340	260	--	--	165	--	125	--	--	255	--
Halton .....	12,215	11,805	--	395	8,335	2,370	1,410	7,445	2,345	2,175	155
Owned - Possédé .....	9,380	9,065	--	300	6,785	1,450	1,060	6,025	1,620	1,600	--
Rented - Loué .....	2,835	2,740	--	--	1,550	920	350	1,420	725	575	--
Hastings .....	19,740	16,850	--	2,820	10,135	3,820	5,455	9,165	260	9,465	270
Owned - Possédé .....	12,940	10,600	--	2,275	6,480	2,090	4,080	5,270	140	7,090	200
Rented - Loué .....	6,800	6,250	--	545	3,655	1,730	1,375	3,895	120	2,375	--
Huron .....	13,870	12,190	--	1,630	7,215	830	5,710	5,965	285	7,295	125
Owned - Possédé .....	10,895	9,560	--	1,290	5,710	480	4,615	4,395	235	6,035	110
Rented - Loué .....	2,975	2,630	--	340	1,505	350	1,095	1,570	--	1,260	--

1. Includes other miscellaneous types of refrigeration and cooking facilities. - Comprend autres divers genres de commodités de réfrigération et de cuisson.

TABLE 37. Occupied dwellings by tenure showing lighting, cooking, and refrigeration facilities, for counties and census divisions, 1951 - Continued

TABLEAU 37. Logements occupés selon le mode d'occupation, commodités d'éclairage, de cuisson et de réfrigération, comtés et divisions de recensement, 1951 - suite

County or census division, and tenure Comté ou division de recensement et mode d'occupation	Total <sup>1</sup>	Lighting facilities Commodités d'éclairage			Refrigeration facilities Commodités de réfrigération			Cooking facilities Commodités de cuisson			
		Electricity Électricité		Gas, kerosene lamps, etc. Gaz, lampes à kérosène, etc.	Mech- anical (electric or gas) Réfrigéra- teur méca- nique (à l'électricité ou à gaz)	Ice box Glacière	None Aucune	Electric range Cuisinière élec- trique	Gas range Cuisi- nière à gaz	Wood or coal range Cuisinière à charbon ou à bois	Oil stove Brûleur à l'huile
		Power line source D'une ligne extérieure	Home generated source Générée à la maison								
<b>Ontario - Con. - suite</b>											
Kenora.....	10,205	6,630	330	3,245	3,710	1,545	4,805	2,970	145	6,770	145
Owned - Possédé.....	6,660	4,530	195	1,935	2,570	1,045	2,975	1,930	--	4,475	--
Rented - Loué.....	3,545	2,100	135	1,310	1,140	500	1,830	1,040	--	2,295	--
Kent.....	22,180	21,215	--	935	13,635	5,310	3,085	6,395	12,405	3,030	260
Owned - Possédé.....	15,270	14,640	--	615	10,140	3,030	1,985	4,780	8,115	2,155	170
Rented - Loué.....	6,910	6,575	--	320	3,495	2,280	1,100	1,615	4,290	875	--
Lambton.....	20,610	19,330	--	1,260	12,880	4,240	3,400	7,965	8,375	3,775	350
Owned - Possédé.....	15,835	14,780	--	1,040	10,535	2,600	2,625	6,275	6,070	3,150	285
Rented - Loué.....	4,775	4,550	--	220	2,345	1,640	775	1,690	2,305	625	--
Lanark.....	9,675	8,220	--	1,435	4,460	2,280	2,800	4,055	280	5,105	130
Owned - Possédé.....	7,095	5,835	--	1,240	3,315	1,405	2,250	2,760	200	4,005	--
Rented - Loué.....	2,580	2,385	--	195	1,145	875	550	1,295	--	1,100	--
Leeds.....	10,295	9,135	--	1,110	5,600	1,550	3,075	4,710	900	4,540	105
Owned - Possédé.....	6,975	6,115	--	810	3,900	770	2,255	2,985	470	3,440	--
Rented - Loué.....	3,320	3,020	--	300	1,700	780	820	1,725	430	1,100	--
Lennox & Addington.....	5,440	4,255	--	1,155	2,430	740	2,200	1,440	--	3,815	--
Owned - Possédé.....	4,235	3,325	--	880	1,960	565	1,650	1,040	--	3,050	--
Rented - Loué.....	1,205	930	--	275	470	175	550	400	--	765	--
Lincoln.....	24,300	23,920	--	370	16,350	5,400	2,490	14,095	6,935	2,870	185
Owned - Possédé.....	16,845	16,570	--	265	12,255	2,985	1,560	10,275	4,415	1,975	--
Rented - Loué.....	7,455	7,350	--	105	4,095	2,415	930	3,820	2,520	895	115
Manitowlin.....	2,805	1,755	--	995	945	355	1,475	325	--	2,420	--
Owned - Possédé.....	2,430	1,510	--	885	845	270	1,285	255	--	2,145	--
Rented - Loué.....	375	245	--	110	100	--	190	--	--	275	--
Middlesex.....	44,090	42,885	--	1,170	28,800	9,310	5,785	21,610	16,935	4,865	295
Owned - Possédé.....	30,425	29,480	--	910	20,680	5,405	4,185	15,810	10,380	3,840	230
Rented - Loué.....	13,665	13,405	--	260	8,120	3,905	1,600	5,800	6,555	1,025	--
Muskoka.....	6,860	6,015	--	830	3,510	1,415	1,830	1,985	--	4,665	100
Owned - Possédé.....	5,480	4,785	--	685	2,775	1,090	1,535	1,490	--	3,835	--
Rented - Loué.....	1,380	1,230	--	145	735	325	295	495	--	830	--
Nipissing.....	11,485	9,105	165	2,215	5,130	1,970	4,245	4,020	135	6,740	455
Owned - Possédé.....	8,375	6,545	120	1,710	3,880	1,335	3,045	2,795	105	5,130	270
Rented - Loué.....	3,110	2,560	--	505	1,250	635	1,200	1,225	--	1,610	185
Norfolk.....	11,785	11,175	--	600	7,425	1,340	2,890	3,515	4,665	3,305	205
Owned - Possédé.....	8,215	7,815	--	395	5,545	655	1,900	2,690	2,995	2,350	140
Rented - Loué.....	3,570	3,360	--	205	1,880	685	990	825	1,670	955	--
Northumberland.....	9,495	8,515	--	970	4,725	1,500	3,185	4,175	180	4,885	120
Owned - Possédé.....	6,955	6,230	--	715	3,640	920	2,325	2,985	130	3,665	--
Rented - Loué.....	2,540	2,285	--	255	1,085	580	860	1,190	--	1,220	--
Ontario.....	23,005	21,885	--	1,105	13,330	4,975	4,595	13,605	1,230	7,375	575
Owned - Possédé.....	16,485	15,675	--	800	10,070	3,070	3,270	9,925	905	5,285	255
Rented - Loué.....	6,520	6,210	--	305	3,260	1,905	1,325	3,680	325	2,090	320
Oxford.....	16,440	16,035	--	405	10,800	2,320	3,265	9,030	4,550	2,600	140
Owned - Possédé.....	11,660	11,375	--	285	8,090	1,235	2,285	6,895	2,630	1,960	100
Rented - Loué.....	4,780	4,660	--	120	2,710	1,085	980	2,135	1,920	640	--
Parry Sound.....	7,255	4,865	115	2,275	2,330	1,245	3,480	890	--	6,140	115
Owned - Possédé.....	5,795	3,790	100	1,905	1,795	995	2,820	625	--	5,005	--
Rented - Loué.....	1,460	1,075	--	370	535	250	660	265	--	1,135	--
Peel.....	14,505	14,090	--	410	8,940	3,715	1,730	10,085	1,315	2,610	230
Owned - Possédé.....	10,515	10,150	--	360	7,105	2,130	1,210	7,540	990	1,715	135
Rented - Loué.....	3,990	3,940	--	--	1,835	1,585	520	2,545	325	895	--
Perth.....	14,740	14,055	--	680	8,595	2,085	3,975	9,190	880	4,315	160
Owned - Possédé.....	11,430	10,840	--	585	6,805	1,240	3,315	6,950	570	3,705	120
Rented - Loué.....	3,310	3,215	--	--	1,790	845	660	2,240	310	610	--
Peterborough.....	15,985	14,555	--	1,425	9,605	3,160	3,145	8,065	1,945	5,405	340
Owned - Possédé.....	11,265	10,115	--	1,145	6,825	2,005	2,385	5,720	1,025	4,220	225
Rented - Loué.....	4,720	4,440	--	280	2,780	1,155	760	2,345	920	1,185	115
Prescott.....	5,590	4,580	--	1,000	2,020	1,090	2,280	610	--	4,455	215
Owned - Possédé.....	4,245	3,385	--	850	1,580	670	1,850	430	--	3,425	130
Rented - Loué.....	1,345	1,195	--	150	440	420	430	180	--	1,030	--

1. Includes other miscellaneous types of refrigeration and cooking facilities. - Comprend autres divers genres de commodités de réfrigération et de cuisson.

TABLE 37. Occupied dwellings by tenure showing lighting, cooking, and refrigeration facilities, for counties and census divisions, 1951 - Continued

TABLEAU 37. Logements occupés selon le mode d'occupation, commodités d'éclairage, de cuisson et de réfrigération, comtés et divisions de recensement, 1951 - suite

County or census division, and tenure Comté ou division de recensement et mode d'occupation	Total 1	Lighting facilities Commodités d'éclairage		Refrigeration facilities Commodités de réfrigération			Cooking facilities Commodités de cuisson				
		Electricity Électricité		Gas, kerosene lamps, etc. Gaz, lampes à kérosène, etc.	Mech- anical (electric or gas) Réfrigé- rateur méca- nique (à l'électricité ou à gaz)	Ice box Glacière	None Aucune	Electric range Cuisinière électrique	Gas range Cuisinière à gaz	Wood or coal range Cuisinière à charbon ou à bois	Oil stove Brûleur à l'huile
		Power line source D'une ligne extérieure	Home generated source Générée à la maison								
<b>Ontario - Con.-fin</b>											
Prince Edward	5,310	4,870	--	440	2,700	850	1,750	1,980	100	3,055	150
Owned - Possédé	3,740	3,415	--	325	2,055	450	1,225	1,310	--	2,235	--
Rented - Loué	1,570	1,455	--	115	645	400	525	670	--	820	--
Rainy River	5,740	4,035	100	1,605	2,100	910	2,570	1,595	145	3,755	--
Owned - Possédé	4,590	3,185	--	1,355	1,700	690	2,060	1,140	110	3,210	--
Rented - Loué	1,150	850	--	250	400	220	510	455	--	545	--
Renfrew	15,655	11,930	115	3,610	5,960	3,910	5,425	3,975	270	11,180	130
Owned - Possédé	11,680	8,470	100	3,110	4,050	2,760	4,530	1,925	210	9,405	100
Rented - Loué	3,975	3,460	--	500	1,910	1,150	895	2,050	--	1,775	--
Russell	3,825	3,060	--	755	1,390	400	1,810	710	--	2,765	--
Owned - Possédé	3,115	2,435	--	670	1,145	295	1,460	560	--	2,280	--
Rented - Loué	710	625	--	--	245	105	350	150	--	485	--
Simcoe	27,390	25,170	--	2,165	14,855	4,710	7,525	13,020	465	13,110	470
Owned - Possédé	20,560	18,765	--	1,755	11,135	3,220	5,970	9,010	370	10,665	365
Rented - Loué	6,830	6,405	--	410	3,720	1,490	1,555	4,010	--	2,445	105
Stormont	11,705	10,920	--	780	6,365	2,310	2,865	6,585	395	3,910	480
Owned - Possédé	6,510	5,900	--	605	3,485	835	2,040	3,260	190	2,725	235
Rented - Loué	5,195	5,020	--	175	2,880	1,475	825	3,325	205	1,185	245
Sudbury	24,340	21,310	130	2,900	13,225	3,115	7,645	13,650	230	9,320	530
Owned - Possédé	14,050	11,695	--	2,270	7,640	1,810	4,355	7,120	145	6,355	240
Rented - Loué	10,290	9,615	--	630	5,585	1,305	3,290	6,530	--	2,965	290
Thunder Bay	26,860	24,070	180	2,610	12,415	2,045	12,215	15,415	205	10,240	295
Owned - Possédé	19,020	17,050	--	1,900	8,655	1,440	8,810	10,600	135	7,790	145
Rented - Loué	7,840	7,020	110	710	3,760	605	3,405	4,815	--	2,450	150
Timiskaming	12,730	10,995	--	1,720	6,785	905	4,895	4,500	--	7,800	270
Owned - Possédé	7,660	6,265	--	1,380	3,925	625	3,005	2,090	--	5,340	170
Rented - Loué	5,070	4,730	--	340	2,860	280	1,890	2,410	--	2,460	100
Victoria	7,830	6,825	--	995	3,440	1,360	2,975	2,945	--	4,665	110
Owned - Possédé	6,120	5,310	--	805	2,715	970	2,390	2,200	--	3,770	--
Rented - Loué	1,710	1,515	--	190	725	390	585	745	--	895	--
Waterloo	32,600	32,010	--	580	21,335	6,925	4,275	20,265	8,365	3,615	155
Owned - Possédé	23,180	22,725	--	455	15,990	4,040	3,110	14,995	5,170	2,855	100
Rented - Loué	9,420	9,285	--	125	5,345	2,885	1,165	5,270	3,195	760	--
Welland	32,345	31,945	--	395	21,310	8,470	2,445	12,535	17,410	2,055	120
Owned - Possédé	23,010	22,720	--	285	16,385	4,980	1,570	9,475	11,760	1,620	--
Rented - Loué	9,335	9,225	--	110	4,925	3,490	875	3,060	5,650	435	--
Wellington	17,765	16,305	--	1,440	9,810	2,405	5,300	7,905	3,785	5,835	120
Owned - Possédé	13,050	11,810	--	1,220	7,205	1,305	4,300	5,855	2,165	4,870	--
Rented - Loué	4,715	4,495	--	220	2,605	1,100	1,000	2,050	1,620	965	--
Wentworth	70,070	69,460	--	550	51,490	13,675	4,735	33,885	32,240	3,360	220
Owned - Possédé	47,735	47,290	--	420	37,365	7,520	2,780	24,500	20,525	2,425	145
Rented - Loué	22,335	22,170	--	130	14,125	6,155	1,955	9,385	11,715	935	--
York	288,935	287,835	--	1,070	205,035	71,165	12,115	145,145	130,970	10,600	755
Owned - Possédé	205,575	204,765	--	790	150,595	47,215	7,325	107,520	89,685	7,210	580
Rented - Loué	83,360	83,070	--	280	54,440	23,950	4,790	37,625	41,285	3,390	175
<b>Manitoba</b>											
Owned - Possédé	202,400	164,550	2,175	35,675	94,675	27,635	74,750	98,855	7,240	92,410	1,165
Rented - Loué	144,645	111,900	1,870	30,875	66,280	16,320	57,565	66,865	2,010	73,955	875
Division No. 1	5,380	2,800	145	2,435	770	110	4,205	810	--	4,515	--
Owned - Possédé	4,735	2,545	120	2,070	710	--	3,665	740	--	3,950	--
Rented - Loué	645	255	--	365	--	--	540	--	--	565	--
Division No. 2	8,955	7,070	--	1,805	3,600	245	4,200	2,680	140	5,985	100
Owned - Possédé	7,630	6,055	--	1,505	3,115	190	3,510	2,350	135	5,015	--
Rented - Loué	1,325	1,015	--	300	485	--	690	330	--	970	--
Division No. 3	6,030	5,145	--	815	2,490	105	3,225	1,290	--	4,535	110
Owned - Possédé	4,685	4,085	--	555	2,085	--	2,390	1,075	--	3,435	--
Rented - Loué	1,345	1,060	--	260	405	--	835	215	--	1,100	--
Division No. 4	4,230	3,130	125	975	1,770	--	2,405	865	--	3,230	--
Owned - Possédé	3,165	2,350	105	710	1,380	--	1,735	685	--	2,355	--
Rented - Loué	1,065	780	--	265	390	--	670	180	--	875	--

1. Includes other miscellaneous types of refrigeration and cooking facilities. - Comprend autres divers genres de commodités de réfrigération et de cuisson.

TABLE 37. Occupied dwellings by tenure showing lighting, cooking, and refrigeration facilities, for counties and census divisions, 1951 - Continued

TABLEAU 37. Logements occupés selon le mode d'occupation, commodités d'éclairage, de cuisson et de réfrigération, comtés et divisions de recensement, 1951 - suite

County or census division, and tenure Comté ou division de recensement et mode d'occupation	Total <sup>1</sup>	Lighting facilities Commodités d'éclairage		Refrigeration facilities Commodités de réfrigération			Cooking facilities Commodités de cuisson				
		Electricity Électricité		Gas, kerosene lamps, etc. Gaz, lampes à kérosène, etc.	Mech- anical (electric or gas) Réfrigéra- teur méca- nique (à l'électricité ou à gaz)	Ice box Glacière	None Aucune	Electric range Cuisi- nière élec- trique	Gas range Cuisi- nière à gaz	Wood or coal range Cuisinière à charbon ou à bois	Oil stove Brûleur à l'huile
		Power line source D'une ligne extérieure	Home generated source Générée à la maison								
<b>Manitoba - Con. - fin</b>											
Division No. 5	13,900	10,300	165	3,435	5,045	1,775	6,645	6,165	--	7,575	--
Owned - Possédé	11,495	8,315	155	3,025	4,050	1,335	5,710	4,865	--	6,540	--
Rented - Loué	2,405	1,985	--	410	995	440	935	1,300	--	1,035	--
Division No. 6	88,090	86,420	130	1,540	55,955	17,740	13,870	66,285	6,505	13,855	160
Owned - Possédé	52,400	51,085	--	1,225	35,770	9,090	7,235	42,040	1,410	8,715	105
Rented - Loué	35,690	35,335	--	315	20,185	8,650	6,635	24,245	5,095	5,140	--
Division No. 7	10,740	9,710	--	990	5,670	1,180	3,715	4,545	--	5,920	--
Owned - Possédé	7,370	6,580	--	755	3,755	730	2,755	2,560	--	4,670	--
Rented - Loué	3,370	3,130	--	235	1,915	450	960	1,985	--	1,250	--
Division No. 8	5,435	4,345	105	985	2,315	185	2,730	1,365	--	3,825	--
Owned - Possédé	4,060	3,140	100	820	1,700	115	2,075	885	--	3,020	--
Rented - Loué	1,375	1,205	--	165	615	--	655	480	--	805	--
Division No. 9	15,240	13,670	--	1,510	7,530	3,250	4,390	9,290	--	5,595	--
Owned - Possédé	12,415	11,025	--	1,330	6,300	2,440	3,615	7,095	--	4,585	--
Rented - Loué	2,825	2,645	--	180	1,230	810	775	1,595	--	1,010	--
Division No. 10	5,040	3,240	--	1,745	1,525	310	3,050	785	--	4,130	--
Owned - Possédé	4,250	2,675	--	1,525	1,325	225	2,550	605	--	3,545	--
Rented - Loué	790	565	--	220	200	--	500	180	--	585	--
Division No. 11	7,030	5,330	--	1,630	2,645	190	3,705	1,085	--	5,730	115
Owned - Possédé	5,610	4,235	--	1,305	2,210	135	2,860	850	--	4,605	--
Rented - Loué	1,420	1,095	--	325	435	--	845	235	--	1,125	--
Division No. 12	5,640	2,180	190	3,270	655	225	4,430	475	--	5,105	--
Owned - Possédé	4,995	1,820	180	2,995	540	185	3,965	395	--	4,545	--
Rented - Loué	645	360	--	275	115	--	465	--	--	560	--
Division No. 13	6,320	3,055	235	3,030	1,180	555	4,510	1,005	--	5,190	--
Owned - Possédé	5,500	2,515	220	2,765	955	455	4,015	755	--	4,655	--
Rented - Loué	820	540	--	265	225	100	495	250	--	535	--
Division No. 14	6,185	2,605	155	3,425	1,075	285	4,275	410	--	5,660	--
Owned - Possédé	5,225	2,060	135	3,030	895	235	3,610	345	--	4,825	--
Rented - Loué	960	545	--	395	180	--	665	--	--	835	--
Division No. 15	3,210	930	225	2,055	330	330	2,230	--	--	3,010	--
Owned - Possédé	2,820	730	220	1,870	270	300	1,940	--	--	2,640	--
Rented - Loué	390	200	--	185	--	--	290	--	--	370	--
Division No. 16	10,975	4,620	325	6,030	2,120	1,160	7,165	1,715	--	8,550	195
Owned - Possédé	8,290	2,685	215	5,390	1,220	720	5,935	950	--	6,855	110
Rented - Loué	2,685	1,935	110	640	900	440	1,230	765	--	1,695	--
<b>Saskatchewan</b>	<b>221,455</b>	<b>106,825</b>	<b>16,400</b>	<b>98,230</b>	<b>48,995</b>	<b>15,860</b>	<b>149,615</b>	<b>31,150</b>	<b>9,845</b>	<b>172,110</b>	<b>4,815</b>
Owned - Possédé	164,800	71,500	13,660	79,640	34,060	9,930	114,825	17,860	7,620	135,575	2,895
Rented - Loué	56,655	35,325	2,740	18,590	14,935	5,930	34,790	13,290	2,225	36,535	1,920
Division No. 1	9,475	4,135	1,125	4,215	2,095	185	7,055	785	480	8,050	125
Owned - Possédé	7,205	3,105	900	3,200	1,625	115	5,330	505	430	6,145	105
Rented - Loué	2,270	1,030	225	1,015	470	--	1,725	280	--	1,905	--
Division No. 2	8,700	3,560	1,280	3,860	1,935	345	6,305	945	835	6,610	245
Owned - Possédé	6,080	2,515	1,010	2,555	1,365	220	4,415	560	645	4,735	115
Rented - Loué	2,620	1,045	270	1,305	570	125	1,890	385	190	1,875	130
Division No. 3	8,175	2,710	1,175	4,290	1,460	200	6,405	385	680	6,760	280
Owned - Possédé	6,165	1,950	975	3,240	1,140	165	4,765	255	550	5,130	195
Rented - Loué	2,010	760	200	1,050	320	--	1,640	130	130	1,630	--
Division No. 4	5,005	1,680	565	2,760	675	185	4,130	300	275	4,220	140
Owned - Possédé	3,845	1,120	470	2,255	485	170	3,175	175	225	3,315	105
Rented - Loué	1,160	560	--	505	190	--	955	125	--	905	--
Division No. 5	12,950	4,990	1,105	6,855	2,400	225	9,665	645	335	11,665	240
Owned - Possédé	10,470	3,740	990	5,740	1,835	160	7,905	450	290	9,530	170
Rented - Loué	2,480	1,250	115	1,115	565	--	1,760	195	--	2,135	--
Division No. 6	30,535	23,100	1,530	5,905	12,020	4,315	13,755	11,080	1,200	16,045	1,135
Owned - Possédé	19,735	14,035	1,160	4,540	7,595	2,260	9,545	6,355	380	11,760	590
Rented - Loué	10,800	9,065	370	1,365	4,425	2,055	4,210	4,725	320	4,285	545
Division No. 7	14,620	9,185	1,210	4,225	4,040	2,375	7,790	3,650	480	9,410	580
Owned - Possédé	9,620	5,495	970	3,155	2,735	1,415	5,115	1,880	350	6,995	360
Rented - Loué	5,000	3,690	240	1,070	1,305	960	2,675	1,770	130	2,415	220

1. Includes other miscellaneous types of refrigeration and cooking facilities. - Comprend autres divers genres de commodités de réfrigération et de cuisson.

TABLE 37. Occupied dwellings by tenure showing lighting, cooking, and refrigeration facilities, for counties and census divisions, 1951 - Continued

TABLEAU 37. Logements occupés selon le mode d'occupation, commodités d'éclairage, de cuisson et de réfrigération, comtés et divisions de recensement, 1951 - suite

County or census division, and tenure Comté ou division de recensement et mode d'occupation	Total <sup>1</sup>	Lighting facilities Commodités d'éclairage			Refrigeration facilities Commodités de réfrigération			Cooking facilities Commodités de cuisson				
		Electricity Électricité		Gas, kerosene lamps, etc. Gaz, lampes à kérosène, etc.	Mech- anical (electric or gas) Réfrigé- rateur méca- nique (à l'électricité ou à gaz)	Ice box Glacière	None Aucune	Electric range Cuisi- nière élec- trique	Gas range Cuisi- nière à gaz	Wood or coal range Cuisinière à charbon ou à bois	Oil stove Isrleur à l'huile	
		Power line source D'une ligne extérieure	Home generated source Générée à la maison									
<b>Saskatchewan - Con. - fin</b>												
Division No. 8	10,230	5,250	1,055	3,925	2,680	595	6,765	1,445	820	7,495	395	
Owned - Possédé	7,205	3,530	845	2,830	1,895	400	4,770	895	615	5,465	225	
Rented - Loué	3,025	1,720	210	1,095	785	195	1,995	550	205	2,030	170	
Division No. 9	14,275	4,780	630	8,865	1,775	325	11,270	745	240	13,030	110	
Owned - Possédé	11,575	3,295	565	7,715	1,155	255	9,330	300	185	10,930	--	
Rented - Loué	2,700	1,485	--	1,150	620	--	1,940	445	--	2,100	--	
Division No. 10	9,580	2,775	750	6,055	870	105	8,225	265	200	8,880	145	
Owned - Possédé	8,045	2,160	680	5,205	720	--	6,910	200	185	7,505	110	
Rented - Loué	1,535	615	--	850	150	--	1,315	--	--	1,375	--	
Division No. 11	23,525	18,515	875	4,135	8,475	3,350	11,370	6,885	1,360	14,100	640	
Owned - Possédé	16,005	12,160	725	3,120	5,790	2,030	7,920	4,005	1,035	10,630	275	
Rented - Loué	7,520	6,355	150	1,015	2,685	1,320	3,450	2,880	325	3,470	365	
Division No. 12	7,795	2,745	1,040	4,010	1,555	295	5,590	460	555	6,555	125	
Owned - Possédé	5,725	1,935	850	2,940	1,215	205	3,990	290	440	4,850	--	
Rented - Loué	2,070	810	190	1,070	340	--	1,600	170	115	1,705	--	
Division No. 13	8,205	2,795	705	4,705	1,090	280	6,645	390	640	6,955	155	
Owned - Possédé	6,135	2,030	615	3,490	845	190	4,950	285	460	5,240	120	
Rented - Loué	2,070	765	--	1,215	245	--	1,695	105	180	1,715	--	
Division No. 14	16,360	5,435	960	9,965	2,065	880	12,665	710	305	15,050	130	
Owned - Possédé	13,350	3,925	850	8,575	1,545	720	10,415	475	215	12,500	100	
Rented - Loué	3,010	1,510	110	1,390	520	160	2,250	235	--	2,550	--	
Division No. 15	19,670	8,870	960	9,840	3,625	1,125	13,865	1,665	315	17,260	220	
Owned - Possédé	15,630	6,315	865	8,450	2,640	780	11,310	840	265	14,320	150	
Rented - Loué	4,040	2,555	--	1,390	985	345	2,555	825	--	2,940	--	
Division No. 16	11,250	3,440	685	7,125	1,380	475	8,730	565	250	10,190	--	
Owned - Possédé	8,865	2,185	620	6,060	855	320	7,115	225	185	8,315	--	
Rented - Loué	2,385	1,255	--	1,065	525	155	1,615	340	--	1,875	--	
Division No. 17	7,770	2,385	575	4,810	705	345	6,480	120	850	6,725	--	
Owned - Possédé	6,330	1,665	495	4,170	535	265	5,325	100	660	5,520	--	
Rented - Loué	1,440	720	--	640	170	--	1,155	--	190	1,205	--	
Division No. 18	3,335	475	175	2,685	150	255	2,905	110	--	3,110	--	
Owned - Possédé	2,815	340	--	2,400	--	180	2,540	--	--	2,690	--	
Rented - Loué	520	135	100	285	--	--	365	--	--	420	--	
<b>Alberta</b>	<b>250,750</b>	<b>163,755</b>	<b>11,640</b>	<b>75,355</b>	<b>87,230</b>	<b>19,620</b>	<b>139,115</b>	<b>17,100</b>	<b>104,735</b>	<b>124,795</b>	<b>2,190</b>	
Owned - Possédé	179,055	106,775	9,990	62,290	63,185	11,455	100,390	12,555	65,260	98,700	1,645	
Rented - Loué	71,695	56,980	1,650	13,065	24,045	8,165	38,725	4,545	39,475	26,095	545	
Division No. 1	9,905	6,090	1,125	2,090	5,150	700	3,935	360	6,580	2,760	120	
Owned - Possédé	6,555	4,155	895	1,505	3,685	385	2,405	270	4,180	1,975	--	
Rented - Loué	3,350	2,535	230	585	1,465	315	1,530	--	2,400	785	--	
Division No. 2	18,645	14,530	955	3,160	8,040	1,670	8,755	1,425	7,755	9,145	180	
Owned - Possédé	12,650	9,895	775	1,980	6,000	915	5,640	1,065	4,845	6,570	135	
Rented - Loué	5,995	4,635	180	1,180	2,040	755	3,115	360	2,910	2,575	--	
Division No. 3	4,625	2,470	365	1,790	1,535	--	2,960	275	1,475	2,745	--	
Owned - Possédé	3,295	1,620	315	1,360	1,100	--	2,100	190	980	2,015	--	
Rented - Loué	1,330	850	--	430	435	--	860	--	495	730	--	
Division No. 4	7,960	5,000	850	2,110	3,430	155	4,295	675	2,725	4,045	485	
Owned - Possédé	5,635	3,610	685	1,360	2,735	--	2,755	535	2,015	2,725	340	
Rented - Loué	2,325	1,390	165	750	695	--	1,540	140	710	1,320	145	
Division No. 5	4,835	2,180	505	2,150	1,050	165	3,475	205	290	4,240	--	
Owned - Possédé	3,725	1,575	420	1,730	810	105	2,690	145	215	3,315	--	
Rented - Loué	1,110	605	--	420	240	--	785	--	--	925	--	
Division No. 6	55,095	49,845	1,045	4,205	28,200	6,155	20,335	5,210	36,420	12,705	410	
Owned - Possédé	35,010	30,875	880	3,255	19,750	3,195	11,775	3,940	21,495	9,150	325	
Rented - Loué	20,085	18,970	165	950	8,450	2,960	8,560	1,270	14,925	3,545	--	
Division No. 7	8,115	3,040	930	4,145	1,460	105	6,285	330	1,075	6,560	--	
Owned - Possédé	6,330	2,145	870	3,315	1,165	--	4,870	230	785	5,215	--	
Rented - Loué	1,785	895	--	830	295	--	1,415	100	290	1,345	--	
Division No. 8	19,225	10,990	1,275	6,960	5,405	555	12,930	1,700	4,920	12,345	--	
Owned - Possédé	14,435	7,815	1,155	5,465	4,160	400	9,600	1,175	3,345	9,800	--	
Rented - Loué	4,790	3,175	120	1,495	1,245	155	3,330	585	1,575	2,545	--	

1. Includes other miscellaneous types of refrigeration and cooking facilities. - Comprend autres divers genres de commodités de réfrigération et de cuisson.

TABLE 37. Occupied dwellings by tenure showing lighting, cooking, and refrigeration facilities, for counties and census divisions, 1951 - Concluded

TABLEAU 37. Logements occupés selon le mode d'occupation, commodités d'éclairage, de cuisson et de réfrigération, comtés et divisions de recensement, 1951 - fin

County or census division, and tenure Comté ou division de recensement et mode d'occupation	Total <sup>1</sup>	Lighting facilities Commodités d'éclairage			Refrigeration facilities Commodités de réfrigération			Cooking facilities Commodités de cuisson			
		Electricity Électricité		Gas, kerosene lamps, etc. Gaz, lampes à kérosène, etc.	Mech- anical (electric or gas) Réfrigéra- teur méca- nique (à l'électricité ou à gaz)	Ice box Glacière	None Aucune	Electric range Cuisinière élec- trique	Gas range Cuisinière à gaz	Wood or coal range Cuisinière à charbon ou à bois	Oil stove Brûleur à l'huile
		Power line source D'une ligne extérieure	Home generated source Générée à la maison								
<b>Alberta - Con.-fin</b>											
Division No. 9	8,780	3,650	505	4,625	1,520	325	6,825	510	150	7,950	--
Owned - Possédé	6,880	2,460	445	3,975	1,105	260	5,415	430	120	6,205	--
Rented - Loué	1,900	1,190	--	650	415	--	1,410	--	--	1,745	--
Division No. 10	13,095	4,505	750	7,840	1,740	190	10,385	335	1,955	10,670	--
Owned - Possédé	11,015	3,440	685	6,890	1,395	155	8,770	255	1,470	9,200	--
Rented - Loué	2,080	1,065	--	950	345	--	1,615	--	485	1,470	--
Division No. 11	59,550	50,810	990	7,750	26,460	7,650	24,645	5,065	39,660	14,210	235
Owned - Possédé	39,650	32,250	855	6,545	18,800	4,330	15,825	3,620	24,480	11,260	185
Rented - Loué	19,900	18,560	135	1,205	7,660	3,320	8,820	1,445	15,180	2,950	--
Division No. 12	4,940	1,580	285	3,075	390	--	4,420	--	145	4,730	--
Owned - Possédé	3,605	960	230	2,415	250	--	3,265	--	105	3,470	--
Rented - Loué	1,335	620	--	660	140	--	1,155	--	--	1,260	--
Division No. 13	7,015	1,375	315	5,325	445	220	6,220	120	695	6,110	--
Owned - Possédé	6,120	1,075	265	4,780	385	195	5,435	115	530	5,385	--
Rented - Loué	895	300	--	545	--	--	785	--	165	725	--
Division No. 14	12,080	2,625	785	8,670	885	310	10,170	345	545	10,995	105
Owned - Possédé	10,440	1,940	725	7,775	710	230	8,855	270	395	9,620	--
Rented - Loué	1,640	685	--	895	175	--	1,315	--	150	1,375	--
Division No. 15	5,430	1,530	285	3,615	535	330	4,405	140	115	4,980	--
Owned - Possédé	4,295	980	240	3,075	385	280	3,470	--	110	4,000	--
Rented - Loué	1,135	550	--	540	150	--	935	--	--	980	--
Division No. 16	8,915	2,645	490	5,780	945	720	6,800	330	200	8,170	110
Owned - Possédé	7,245	1,800	445	5,000	715	595	5,545	235	165	6,690	--
Rented - Loué	1,670	845	--	780	230	125	1,255	--	--	1,480	--
Division No. 17	2,540	290	185	2,065	--	200	2,275	--	--	2,435	--
Owned - Possédé	2,170	180	125	1,865	--	135	1,975	--	--	2,095	--
Rented - Loué	370	110	--	200	--	--	300	--	--	340	--
<b>British Columbia</b>	<b>337,780</b>	<b>305,365</b>	<b>4,290</b>	<b>28,125</b>	<b>149,475</b>	<b>41,695</b>	<b>136,190</b>	<b>78,285</b>	<b>43,145</b>	<b>161,540</b>	<b>40,695</b>
Owned - Possédé	235,160	212,290	2,805	20,065	111,235	28,415	88,535	59,490	21,240	115,625	29,275
Rented - Loué	102,620	93,075	1,485	8,060	38,240	13,280	47,655	18,795	21,905	45,915	11,420
Division No. 1	7,700	6,050	215	1,435	2,700	140	4,755	740	155	6,475	170
Owned - Possédé	5,235	4,225	110	900	2,005	105	3,035	520	120	4,405	115
Rented - Loué	2,465	1,825	105	535	695	--	1,720	220	--	2,070	--
Division No. 2	17,125	13,875	325	2,925	7,980	215	8,725	3,960	600	12,200	210
Owned - Possédé	11,615	9,530	270	1,815	5,930	160	5,375	2,905	335	8,185	130
Rented - Loué	5,510	4,345	--	1,110	2,050	--	3,350	1,055	265	4,015	--
Division No. 3	22,455	19,865	175	2,415	10,105	1,360	10,505	3,720	610	16,470	605
Owned - Possédé	15,960	14,325	120	1,515	7,755	860	6,960	2,765	450	11,655	395
Rented - Loué	6,495	5,540	--	900	2,350	500	3,545	955	160	4,815	210
Division No. 4	139,320	185,905	535	2,880	92,255	28,900	62,065	52,930	35,505	67,510	24,830
Owned - Possédé	132,885	130,440	295	2,150	69,465	19,565	39,920	41,375	17,305	49,785	18,500
Rented - Loué	56,435	55,465	240	730	22,790	9,335	22,145	11,555	18,200	17,725	6,330
Division No. 5	64,305	59,255	1,080	3,970	27,680	9,435	24,460	13,455	5,680	31,270	10,810
Owned - Possédé	45,160	41,445	625	3,090	20,485	6,660	16,150	10,085	2,630	22,450	7,880
Rented - Loué	19,145	17,810	455	880	7,195	2,775	8,310	3,370	3,050	8,820	2,930
Division No. 6	12,035	7,105	520	4,410	3,560	735	7,535	1,390	--	9,635	430
Owned - Possédé	7,765	4,550	345	2,870	2,475	440	4,715	825	--	6,350	225
Rented - Loué	4,270	2,555	175	1,540	1,085	295	2,820	565	--	3,285	205
Division No. 7	4,775	3,260	360	1,155	1,765	320	2,485	895	155	2,075	1,560
Owned - Possédé	2,690	1,475	250	965	305	150	1,600	210	130	1,490	805
Rented - Loué	2,085	1,785	110	190	960	170	885	685	--	585	755
Division No. 8	10,975	4,615	630	5,730	1,595	250	8,920	410	--	9,705	445
Owned - Possédé	7,455	2,905	430	4,120	1,155	180	5,975	300	--	6,720	240
Rented - Loué	3,520	1,710	200	1,610	440	--	2,945	110	--	2,985	205
Division No. 9	4,995	3,480	300	1,215	1,195	--	3,700	565	--	2,790	1,510
Owned - Possédé	3,430	2,280	235	915	805	--	2,550	405	--	1,975	945
Rented - Loué	1,565	1,200	--	300	390	--	1,150	160	--	815	565
Division No. 10	4,095	1,955	150	1,990	640	280	3,040	220	215	3,410	125
Owned - Possédé	2,965	1,115	125	1,725	355	245	2,255	100	130	2,610	--
Rented - Loué	1,130	840	--	265	285	--	785	120	--	800	--

1. Includes other miscellaneous types of refrigeration and cooking facilities. - Comprend autres divers genres de commodités de réfrigération et de cuisson.

TABLE 38. Occupied dwellings by tenure showing lighting, cooking, and refrigeration facilities, for incorporated cities, towns, and villages of 10,000 population and over, 1951

TABLEAU 38. Logements occupés selon le mode d'occupation, commodités d'éclairage, de cuisson et de réfrigération, cités, villes et villages constitués de 10,000 et plus, 1951

City, town or village, and tenure Cité, ville ou village et mode d'occupation	Total <sup>1</sup>	Lighting facilities Commodités d'éclairage		Refrigeration facilities Commodités de réfrigération			Cooking facilities Commodités de cuisson			
		Electricity Électricité	Gas, kerosene lamps, etc. Gaz, lampes à kérosène, etc.	Mech- anical (electric or gas) Réfrigé- rateur méca- nique (à l'électricité ou à gaz)	Ice box Glacière	None Aucune	Electric range Cuisi- nière élec- trique	Gas range Cuisi- nière à gaz	Wood or coal range Cuisinière à charbon ou à bois	Oil stove Brûleur à l'huile
<b>Newfoundland</b>										
St. John's .....	10,570	10,450	120	2,360	300	7,890	1,415	--	7,050	1,775
Owned - Possédé .....	6,520	6,475	--	1,880	200	4,430	1,000	--	4,070	1,335
Rented - Loué .....	4,050	3,975	--	480	100	3,460	415	--	2,980	440
<b>Prince Edward Island</b>										
Charlottetown .....	3,515	3,505	--	1,570	845	1,085	945	--	1,965	630
Owned - Possédé .....	1,595	1,595	--	830	380	380	425	--	840	290
Rented - Loué .....	1,920	1,910	--	740	465	705	520	--	1,025	340
<b>Nova Scotia</b>										
Dartmouth .....	3,450	3,445	--	1,640	1,155	650	1,120	--	580	1,720
Owned - Possédé .....	2,020	2,015	--	1,075	645	295	725	--	275	1,015
Rented - Loué .....	1,430	1,430	--	565	510	355	395	--	305	705
Glace Bay .....	5,325	5,290	--	1,190	1,220	2,790	230	--	5,005	--
Owned - Possédé .....	4,220	4,200	--	960	1,000	2,190	155	--	4,000	--
Rented - Loué .....	1,105	1,090	--	230	220	610	--	--	1,005	--
Halifax .....	18,710	18,670	--	9,230	5,835	3,455	4,885	2,880	3,975	6,850
Owned - Possédé .....	8,785	8,775	--	5,505	2,210	1,000	2,775	1,350	1,390	3,275
Rented - Loué .....	9,925	9,895	--	3,725	3,625	2,455	2,110	1,530	2,585	3,575
New Waterford .....	2,090	2,075	--	500	710	870	--	--	1,980	--
Owned - Possédé .....	1,625	1,615	--	415	575	625	--	--	1,550	--
Rented - Loué .....	465	460	--	--	135	245	--	--	430	--
Sydney .....	6,325	6,300	--	2,725	1,520	2,035	1,350	120	4,685	150
Owned - Possédé .....	4,350	4,330	--	1,990	960	1,360	955	--	3,180	125
Rented - Loué .....	1,975	1,970	--	735	560	675	395	--	1,505	--
Truro .....	2,810	2,800	--	1,435	920	435	1,085	--	1,280	425
Owned - Possédé .....	1,705	1,695	--	870	560	260	615	--	820	260
Rented - Loué .....	1,105	1,105	--	565	360	175	470	--	460	165
<b>New Brunswick</b>										
Edmundston .....	2,180	2,180	--	940	--	1,130	445	--	1,435	260
Owned - Possédé .....	1,165	1,165	--	480	--	630	205	--	845	--
Rented - Loué .....	1,015	1,015	--	460	--	500	240	--	590	175
Fredericton .....	4,255	4,195	--	2,180	1,550	490	1,350	--	1,860	945
Owned - Possédé .....	1,985	1,945	--	1,105	650	205	605	--	895	420
Rented - Loué .....	2,270	2,250	--	1,075	900	285	745	--	965	525
Moncton .....	6,595	6,590	--	3,400	2,505	680	1,510	4,080	655	325
Owned - Possédé .....	2,890	2,885	--	1,755	865	265	875	1,610	340	--
Rented - Loué .....	3,705	3,705	--	1,645	1,640	415	635	2,470	315	260
Saint John .....	13,180	13,170	--	4,225	5,640	3,250	3,275	140	5,325	4,405
Owned - Possédé .....	2,910	2,910	--	1,350	1,015	530	970	--	890	975
Rented - Loué .....	10,270	10,260	--	2,875	4,625	2,720	2,305	--	4,435	3,430
<b>Québec</b>										
Arvida .....	1,910	1,910	--	1,160	210	525	1,355	--	445	100
Owned - Possédé .....	385	385	--	215	--	125	260	--	115	--
Rented - Loué .....	1,525	1,525	--	945	170	400	1,095	--	330	--
Cap-de-la-Madeleine .....	3,795	3,785	--	1,670	1,515	580	565	--	1,805	1,330
Owned - Possédé .....	1,945	1,945	--	1,020	630	275	385	--	955	540
Rented - Loué .....	1,850	1,840	--	650	885	305	180	--	850	790

1. Includes other miscellaneous types of refrigeration and cooking facilities. — Comprend autres divers genres de commodités de réfrigération et de cuisson.

TABLE 38. Occupied dwellings by tenure showing lighting, cooking, and refrigeration facilities, for incorporated cities, towns, and villages of 10,000 population and over, 1951 - Continued

TABLEAU 38. Logements occupés selon le mode d'occupation, commodités d'éclairage, de cuisson et de réfrigération, cités, villes et villages constitués de 10,000 et plus, 1951 - suite

City, town or village, and tenure Cité, ville ou village et mode d'occupation	Total <sup>1</sup>	Lighting facilities Commodités d'éclairage		Refrigeration facilities Commodités de réfrigération			Cooking facilities Commodités de cuisson			
		Electricity Électricité	Gas, kerosene lamps, etc. Gaz, lampes à kérosène, etc.	Mech- anical (electric or gas) Réfrigéra- teur méca- nique (à l'électricité ou à gaz)	Ice box Glacière	None Aucune	Electric range Cuisinière élec- trique	Gas range Cuisinière à gaz	Wood or coal range Cuisinière à charbon ou à bois	Oil stove Brûleur à l'huile
<b>Québec - Con. - suite</b>										
Chicoutimi .....	3,875	3,875	--	1,605	950	1,255	1,260	--	2,290	300
Owned - Possédé .....	1,625	1,625	--	805	355	435	625	--	910	--
Rented - Loué .....	2,250	2,250	--	800	595	820	635	--	1,380	215
Drummondville .....	3,160	3,160	--	1,970	970	190	1,115	--	940	1,060
Owned - Possédé .....	1,020	1,020	--	725	230	--	415	--	315	275
Rented - Loué .....	2,140	2,140	--	1,245	740	140	700	--	625	785
Granby .....	4,990	4,970	--	2,920	1,690	350	1,305	120	1,315	2,240
Owned - Possédé .....	1,960	1,945	--	1,285	495	175	595	--	610	715
Rented - Loué .....	3,030	3,025	--	1,635	1,195	175	710	--	705	1,525
Grand'Mère .....	2,390	2,390	--	1,310	860	210	780	--	930	670
Owned - Possédé .....	955	955	--	615	265	--	400	--	370	175
Rented - Loué .....	1,435	1,435	--	695	595	140	380	--	560	495
Hull .....	9,325	9,170	155	4,305	4,580	420	4,975	105	3,800	405
Owned - Possédé .....	4,175	4,060	115	2,145	1,810	205	2,125	--	1,820	180
Rented - Loué .....	5,150	5,110	--	2,160	2,770	215	2,850	--	1,980	225
Jacques-Cartier .....	4,780	4,685	--	1,005	3,090	620	905	--	2,490	1,220
Owned - Possédé .....	3,285	3,205	--	835	2,095	340	640	--	1,730	800
Rented - Loué .....	1,495	1,480	--	170	995	280	265	--	760	420
Joliette .....	3,250	3,250	--	1,690	1,390	160	200	145	1,745	1,150
Owned - Possédé .....	1,030	1,030	--	595	390	--	125	--	575	295
Rented - Loué .....	2,220	2,220	--	1,095	1,000	115	--	115	1,170	855
Jonquières .....	3,755	3,745	--	1,425	705	1,545	845	--	2,505	395
Owned - Possédé .....	1,640	1,640	--	760	230	625	355	--	1,125	155
Rented - Loué .....	2,115	2,105	--	665	475	920	490	--	1,380	240
Lachine .....	6,385	6,385	--	3,790	2,500	--	1,725	3,405	915	340
Owned - Possédé .....	2,675	2,675	--	1,965	685	--	1,080	1,195	305	--
Rented - Loué .....	3,710	3,710	--	1,825	1,815	--	645	2,210	610	245
Lasalle .....	2,790	2,755	--	1,565	1,130	--	950	1,035	505	290
Owned - Possédé .....	1,235	1,205	--	700	500	--	460	325	270	175
Rented - Loué .....	1,555	1,550	--	865	630	--	490	710	235	115
Lévis .....	2,435	2,430	--	1,215	915	280	745	--	955	715
Owned - Possédé .....	1,385	1,380	--	795	435	140	465	--	570	340
Rented - Loué .....	1,050	1,050	--	420	480	140	280	--	385	375
Longueuil .....	2,485	2,485	--	1,555	850	--	1,345	--	485	550
Owned - Possédé .....	1,225	1,225	--	890	310	--	775	--	235	185
Rented - Loué .....	1,260	1,260	--	665	540	--	570	--	250	365
Magog .....	2,725	2,680	--	1,320	865	510	445	195	1,355	725
Owned - Possédé .....	1,140	1,110	--	595	295	235	220	--	565	260
Rented - Loué .....	1,585	1,570	--	725	570	275	225	100	790	465
Montréal .....	247,485	247,410	--	151,370	89,810	5,830	31,095	185,345	20,315	9,770
Owned - Possédé .....	43,215	43,195	--	33,560	8,890	690	12,850	25,240	3,480	1,510
Rented - Loué .....	204,270	204,215	--	117,810	80,920	5,140	18,245	160,105	16,835	8,260
Montréal N. ....	2,985	2,980	--	1,335	1,490	135	960	--	1,130	840
Owned - Possédé .....	1,675	1,670	--	880	720	--	465	--	765	420
Rented - Loué .....	1,310	1,310	--	455	770	--	495	--	365	420
Mont-Royal .....	3,110	3,110	--	3,075	--	--	2,225	840	--	--
Owned - Possédé .....	2,210	2,210	--	2,195	--	--	1,880	310	--	--
Rented - Loué .....	900	900	--	880	--	--	345	530	--	--
Outremont .....	7,420	7,420	--	6,605	790	--	1,135	6,220	--	--
Owned - Possédé .....	2,375	2,375	--	2,255	120	--	830	1,530	--	--
Rented - Loué .....	5,045	5,045	--	4,350	670	--	305	4,690	--	--
Québec .....	34,970	34,965	--	19,400	11,175	4,055	12,390	6,485	7,360	8,515
Owned - Possédé .....	8,540	8,535	--	5,860	1,895	705	3,965	1,130	2,000	1,425
Rented - Loué .....	26,430	26,430	--	13,540	9,280	3,350	8,425	5,355	5,360	7,090
Rimouski .....	2,100	2,095	--	810	355	935	385	--	1,480	215
Owned - Possédé .....	1,125	1,125	--	475	125	525	230	--	815	--
Rented - Loué .....	975	970	--	335	230	410	155	--	665	135
Rouyn .....	3,015	2,990	--	1,635	525	810	1,275	--	1,675	--
Owned - Possédé .....	1,125	1,100	--	725	165	230	430	--	670	--
Rented - Loué .....	1,890	1,890	--	910	360	580	845	--	1,005	--

1. Includes other miscellaneous types of refrigeration and cooking facilities. - Comprend autres divers genres de commodités de réfrigération et de cuisson.



TABLE 38. Occupied dwellings by tenure showing lighting, cooking, and refrigeration facilities, for incorporated cities, towns, and villages of 10,000 population and over, 1951 - Continued

TABLEAU 38. Logements occupés selon le mode d'occupation, commodités d'éclairage, de cuisson et de réfrigération, cités, villes et villages constitués de 10,000 et plus, 1951 - suite

City, town or village, and tenure Cité, ville ou village et mode d'occupation	Total <sup>1</sup>	Lighting facilities Commodités d'éclairage		Refrigeration facilities Commodités de réfrigération			Cooking facilities Commodités de cuisson			
		Electricity Électricité	Gas, kerosene lamps, etc. Gaz, lampes à kérosène, etc.	Mech- anical (electric or gas) Réfrigé- rateur méca- nique (à l'électricité ou à gaz)	Ice box Glacière	None Aucune	Electric range Cuisi- nière élec- trique	Gas range Cuisi- nière à gaz	Wood or coal range Cuisinière à charbon ou à bois	Oil stove Brûleur à l'huile
Québec - Con. - fin										
St-Hyacinthe	4,420	4,410	--	2,915	1,170	300	2,165	--	1,355	825
Owned - Possédé	1,175	1,175	--	925	190	--	660	--	365	140
Rented - Loué	3,245	3,235	--	1,990	980	255	1,505	--	990	685
St-Jean	4,090	4,090	--	2,835	1,000	240	1,615	130	945	1,360
Owned - Possédé	1,320	1,320	--	1,040	230	--	640	--	320	300
Rented - Loué	2,770	2,770	--	1,795	770	200	975	--	625	1,060
St-Jérôme (Terrebonne Co.)	3,990	3,975	--	1,960	1,990	--	760	--	1,945	1,245
Owned - Possédé	1,470	1,455	--	745	690	--	255	--	860	335
Rented - Loué	2,520	2,520	--	1,115	1,300	--	505	--	1,085	910
St-Laurent	4,975	4,975	--	4,085	810	--	1,730	2,525	490	220
Owned - Possédé	1,910	1,910	--	1,625	270	--	1,110	515	205	--
Rented - Loué	3,065	3,065	--	2,460	540	--	620	2,010	285	140
St-Michel	2,255	2,250	--	1,095	1,035	115	1,005	190	570	485
Owned - Possédé	1,395	1,395	--	760	555	--	665	--	395	250
Rented - Loué	860	855	--	335	480	--	340	110	175	235
Shawinigan Falls	5,670	5,670	--	3,335	1,970	350	1,415	--	2,050	2,140
Owned - Possédé	1,310	1,310	--	890	340	--	400	--	550	335
Rented - Loué	4,360	4,360	--	2,445	1,630	275	1,015	--	1,500	1,805
Sherbrooke	11,545	11,530	--	6,955	3,460	985	1,955	4,860	2,505	2,205
Owned - Possédé	3,785	3,770	--	2,655	780	290	995	1,325	870	595
Rented - Loué	7,760	7,760	--	4,300	2,680	695	960	3,535	1,635	1,610
Sillery	2,155	2,155	--	1,655	360	125	1,730	--	235	115
Owned - Possédé	1,440	1,440	--	1,225	145	--	1,280	--	110	--
Rented - Loué	715	715	--	430	215	--	450	--	125	--
Sorel	3,065	3,060	--	1,570	1,275	205	1,140	--	1,185	695
Owned - Possédé	1,400	1,395	--	835	470	--	550	--	525	305
Rented - Loué	1,665	1,665	--	735	805	120	590	--	660	390
Theftford Mines	3,330	3,325	--	1,525	345	1,445	465	--	2,370	400
Owned - Possédé	1,945	1,940	--	955	130	845	295	--	1,440	150
Rented - Loué	1,385	1,385	--	570	215	600	170	--	930	250
Trois-Rivières	9,530	9,490	--	4,600	4,125	790	2,905	745	3,735	2,135
Owned - Possédé	2,670	2,655	--	1,635	805	220	1,085	175	1,010	400
Rented - Loué	6,860	6,835	--	2,965	3,320	570	1,820	570	2,725	1,735
Valleyfield (Salaberry-de-)	4,890	4,890	--	2,935	1,520	405	1,770	250	1,875	970
Owned - Possédé	2,020	2,020	--	1,290	505	210	745	--	895	305
Rented - Loué	2,870	2,870	--	1,645	1,015	195	1,025	180	980	665
Verdun	19,805	19,805	--	11,865	7,665	225	1,330	16,755	1,245	445
Owned - Possédé	3,130	3,130	--	2,420	655	--	585	2,275	190	--
Rented - Loué	16,675	16,675	--	9,445	7,010	180	745	14,480	1,055	370
Victoriaville	2,890	2,890	--	1,390	1,080	415	615	--	1,770	450
Owned - Possédé	1,335	1,335	--	785	375	175	275	--	905	140
Rented - Loué	1,555	1,555	--	605	705	240	340	--	865	310
Westmount	6,260	6,260	--	5,695	510	--	1,280	4,915	--	--
Owned - Possédé	3,180	3,180	--	3,015	155	--	965	2,205	--	--
Rented - Loué	3,080	3,080	--	2,680	355	--	315	2,710	--	--
Ontario										
Barrie	3,525	3,515	--	2,435	780	305	2,915	--	460	--
Owned - Possédé	2,225	2,215	--	1,615	435	170	1,835	--	325	--
Rented - Loué	1,300	1,300	--	820	345	135	1,080	--	135	--
Belleville	5,465	5,440	--	3,950	1,230	280	4,270	--	810	--
Owned - Possédé	2,945	2,930	--	2,245	550	145	2,375	--	415	--
Rented - Loué	2,520	2,510	--	1,705	680	135	1,895	--	395	--
Brantford	10,375	10,375	--	6,365	3,555	440	4,870	5,130	290	--
Owned - Possédé	6,410	6,410	--	4,315	1,880	210	3,125	3,115	160	--
Rented - Loué	3,965	3,965	--	2,050	1,675	230	1,745	2,015	130	--
Brockville	3,385	3,370	--	2,310	785	275	2,295	670	390	--
Owned - Possédé	1,635	1,625	--	1,210	315	105	1,160	300	160	--
Rented - Loué	1,750	1,745	--	1,100	470	170	1,135	370	230	--

1. Includes other miscellaneous types of refrigeration and cooking facilities. - Comprend autres divers genres de commodités de réfrigération et de cuisson.

TABLE 38. Occupied dwellings by tenure showing lighting, cooking, and refrigeration facilities, for incorporated cities, towns, and villages of 10,000 population and over, 1951 - Continued

TABLEAU 38. Logements occupés selon le mode d'occupation, commodités d'éclairage, de cuisson et de réfrigération, cités, villes et villages constitués de 10,000 et plus, 1951 - suite

City, town or village, and tenure Cité, ville ou village et mode d'occupation	Total <sup>1</sup>	Lighting facilities Commodités d'éclairage		Refrigeration facilities Commodités de réfrigération			Cooking facilities Commodités de cuisson			
		Electricity Électricité	Gas, kerosene lamps, etc. Gaz, lampes à kérosène, etc.	Mech- anical (electric or gas) Réfrigé- rateur méca- nique (à l'électricité ou à gaz)	Ice box Glacière	None Aucune	Electric range Cuisi- nière élec- trique	Gas range Cuisi- nière à gaz	Wood or coal range Cuisinière à charbon ou à bois	Oil stove Brûleur à l'huile
<b>Ontario - Con. - suite</b>										
Chatham	6,105	6,085	--	4,095	1,700	310	1,665	4,290	130	--
Owned - Possédé	3,440	3,430	--	2,650	695	--	1,065	2,325	--	--
Rented - Loué	2,665	2,655	--	1,445	1,005	215	600	1,965	--	--
Cornwall	4,100	4,095	--	2,655	1,060	365	3,285	110	455	140
Owned - Possédé	1,730	1,725	--	1,155	365	190	1,450	--	160	--
Rented - Loué	2,370	2,370	--	1,500	695	175	1,835	--	295	--
Eastview	3,190	3,185	--	2,160	865	150	2,815	--	330	--
Owned - Possédé	1,450	1,445	--	1,060	330	--	1,240	--	185	--
Rented - Loué	1,740	1,740	--	1,100	535	--	1,575	--	145	--
Forest Hill	4,250	4,250	--	4,140	105	--	3,925	325	--	--
Owned - Possédé	2,885	2,885	--	2,810	--	--	2,680	205	--	--
Rented - Loué	1,365	1,365	--	1,330	--	--	1,245	120	--	--
Fort William	9,300	9,295	--	5,055	915	3,275	6,920	--	2,005	--
Owned - Possédé	6,675	6,670	--	3,665	630	2,325	4,955	--	1,555	--
Rented - Loué	2,625	2,625	--	1,390	285	950	1,965	--	450	--
Galt	5,470	5,465	--	3,650	1,370	445	3,180	2,125	150	--
Owned - Possédé	3,520	3,515	--	2,520	745	255	2,115	1,300	105	--
Rented - Loué	1,950	1,950	--	1,130	625	190	1,065	825	--	--
Guelph	7,105	7,100	--	4,465	1,820	810	3,365	3,495	185	--
Owned - Possédé	4,320	4,315	--	2,895	935	480	2,210	1,955	125	--
Rented - Loué	2,785	2,785	--	1,570	885	330	1,155	1,540	--	--
Hamilton	55,340	55,315	--	41,490	11,000	2,730	25,025	29,095	965	--
Owned - Possédé	30,090	30,070	--	28,970	5,795	1,280	17,020	18,355	650	--
Rented - Loué	19,250	19,245	--	12,520	5,205	1,450	8,005	10,740	315	--
Kingston	8,710	8,680	--	6,920	1,000	765	6,050	1,670	795	--
Owned - Possédé	4,115	4,100	--	3,475	365	255	2,975	765	330	--
Rented - Loué	4,595	4,580	--	3,445	635	510	3,075	905	465	--
Kitchener	11,570	11,570	--	8,095	2,595	855	7,475	3,915	100	--
Owned - Possédé	7,500	7,500	--	5,650	1,330	505	5,120	2,300	--	--
Rented - Loué	4,070	4,070	--	2,445	1,265	350	2,355	1,615	--	--
Leaside	4,645	4,645	--	4,285	300	--	4,145	485	--	--
Owned - Possédé	3,780	3,780	--	3,540	225	--	3,395	380	--	--
Rented - Loué	865	865	--	745	--	--	750	105	--	--
London	26,385	26,380	--	18,460	6,655	1,170	11,765	14,195	235	--
Owned - Possédé	15,895	15,895	--	11,815	3,490	510	7,520	8,210	120	--
Rented - Loué	10,490	10,485	--	6,645	3,165	660	4,245	5,985	115	--
Mimico	3,015	3,015	--	2,160	785	--	1,960	990	--	--
Owned - Possédé	2,130	2,130	--	1,490	595	--	1,300	795	--	--
Rented - Loué	885	885	--	670	190	--	660	195	--	--
New Toronto	2,360	2,360	--	1,590	705	--	1,310	970	--	--
Owned - Possédé	1,790	1,790	--	1,270	470	--	1,050	690	--	--
Rented - Loué	570	570	--	320	235	--	260	280	--	--
Niagara Falls	6,105	6,105	--	4,210	1,585	305	3,335	2,695	--	--
Owned - Possédé	3,920	3,920	--	3,080	720	120	2,220	1,665	--	--
Rented - Loué	2,185	2,185	--	1,130	865	185	1,115	1,030	--	--
North Bay	4,400	4,390	--	3,025	595	765	2,810	--	1,270	250
Owned - Possédé	3,005	2,995	--	2,225	355	415	1,895	--	925	140
Rented - Loué	1,395	1,395	--	800	240	350	915	--	345	110
Orillia	3,430	3,420	--	2,175	835	410	2,295	--	1,025	--
Owned - Possédé	2,435	2,425	--	1,620	545	260	1,600	--	770	--
Rented - Loué	995	995	--	555	290	150	695	--	255	--
Oshawa	11,225	11,190	--	7,475	2,815	925	8,685	720	1,560	195
Owned - Possédé	8,245	8,230	--	5,720	1,930	585	6,380	510	1,195	135
Rented - Loué	2,980	2,960	--	1,755	885	340	2,305	210	365	--
Ottawa	48,965	48,800	165	36,850	10,595	1,655	41,880	2,345	3,110	185
Owned - Possédé	21,260	21,165	--	17,025	3,535	670	19,045	675	1,145	--
Rented - Loué	27,705	27,635	--	19,825	7,060	985	22,835	1,670	1,965	110
Owen Sound	4,465	4,430	--	2,700	1,095	665	3,025	--	1,220	--
Owned - Possédé	3,080	3,050	--	1,875	735	470	2,060	--	870	--
Rented - Loué	1,385	1,380	--	825	360	195	965	--	350	--

1. Includes other miscellaneous types of refrigeration and cooking facilities. - Comprend autres divers genres de commodités de réfrigération et de cuisson.

TABLE 38. Occupied dwellings by tenure showing lighting, cooking, and refrigeration facilities, for incorporated cities, towns, and villages of 10,000 population and over, 1951 - Continued

TABLEAU 38. Logements occupés selon le mode d'occupation, commodités d'éclairage, de cuisson et de réfrigération, cités, villes et villages constitués de 10,000 et plus, 1951 - suite

City, town or village, and tenure Cité, ville ou village et mode d'occupation	Total <sup>1</sup>	Lighting facilities Commodités d'éclairage		Refrigeration facilities Commodités de réfrigération			Cooking facilities Commodités de cuisson			
		Electricity Électricité	Gas, kerosene lamps, etc. Gaz, lampes à kérosène, etc.	Mech- anical (electric or gas) Réfrigéra- teur méca- nique (à l'électricité ou à gaz)	Ice box Glacière	None Aucune	Electric range Cuisinière élec- trique	Gas range Cuisinière à gaz	Wood or coal range Cuisinière à charbon ou à bois	Oil stove Brûleur à l'huile
<b>Ontario - Con.-fin</b>										
Pembroke .....	3,045	2,955	--	1,440	935	655	1,035	--	1,920	--
Owned - Possédé .....	2,220	2,140	--	1,060	640	505	600	--	1,575	--
Rented - Loué .....	825	815	--	380	295	150	435	--	345	--
Peterborough .....	10,020	9,975	--	7,175	2,080	730	6,340	1,885	1,495	130
Owned - Possédé .....	6,370	6,345	--	4,800	1,140	410	4,340	970	955	--
Rented - Loué .....	3,650	3,630	--	2,375	940	320	2,000	915	540	--
Port Arthur .....	8,425	8,420	--	4,365	660	3,385	6,185	--	1,950	--
Owned - Possédé .....	6,275	6,270	--	3,325	460	2,475	4,570	--	1,560	--
Rented - Loué .....	2,150	2,150	--	1,040	200	910	1,615	--	390	--
St. Catharines .....	10,380	10,370	--	7,815	2,160	390	5,140	4,945	260	--
Owned - Possédé .....	6,595	6,590	--	5,370	1,030	185	3,460	3,035	--	--
Rented - Loué .....	3,785	3,780	--	2,445	1,130	205	1,680	1,910	170	--
St. Thomas .....	5,540	5,535	--	4,115	1,195	215	3,100	2,300	--	--
Owned - Possédé .....	3,450	3,450	--	2,795	560	--	2,120	1,255	--	--
Rented - Loué .....	2,090	2,085	--	1,320	635	125	980	1,045	--	--
Sarnia .....	9,380	9,360	--	6,665	2,275	415	3,825	5,120	270	--
Owned - Possédé .....	6,620	6,605	--	5,135	1,255	215	2,780	3,570	180	--
Rented - Loué .....	2,760	2,755	--	1,530	1,020	200	1,045	1,550	--	--
Sault Ste. Marie .....	7,855	7,855	--	5,140	935	1,740	4,190	2,115	1,275	--
Owned - Possédé .....	5,330	5,330	--	3,645	585	1,085	3,080	1,225	930	--
Rented - Loué .....	2,525	2,525	--	1,495	350	655	1,110	890	345	--
Stratford .....	5,445	5,440	--	3,410	1,550	480	4,385	650	320	--
Owned - Possédé .....	3,650	3,650	--	2,440	865	340	3,010	380	225	--
Rented - Loué .....	1,795	1,790	--	970	685	140	1,375	270	--	--
Sudbury .....	9,450	9,450	--	6,190	1,090	2,080	7,535	--	1,435	165
Owned - Possédé .....	4,435	4,435	--	3,340	420	635	3,690	--	680	--
Rented - Loué .....	5,015	5,015	--	2,850	670	1,445	3,875	--	755	120
Timmins .....	6,920	6,915	--	4,305	670	1,875	3,800	--	2,990	--
Owned - Possédé .....	3,380	3,380	--	2,450	245	640	1,935	--	1,410	--
Rented - Loué .....	3,540	3,535	--	1,855	425	1,235	1,865	--	1,580	--
Toronto .....	157,175	157,145	--	110,185	40,225	6,395	56,620	97,345	2,395	--
Owned - Possédé .....	97,795	97,780	--	71,735	22,700	3,125	34,985	61,545	1,065	--
Rented - Loué .....	59,380	59,365	--	38,450	17,525	3,270	21,635	35,800	1,330	--
Trenton .....	2,770	2,730	--	1,395	1,030	340	1,590	--	895	--
Owned - Possédé .....	1,490	1,460	--	800	515	170	800	--	560	--
Rented - Loué .....	1,280	1,270	--	595	515	170	790	--	335	--
Waterloo .....	3,045	3,045	--	2,230	655	160	2,335	605	--	--
Owned - Possédé .....	2,170	2,170	--	1,690	405	--	1,740	385	--	--
Rented - Loué .....	875	875	--	540	250	--	595	220	--	--
Welland .....	3,935	3,925	--	2,980	805	135	950	2,920	--	--
Owned - Possédé .....	2,585	2,575	--	2,090	425	--	700	1,840	--	--
Rented - Loué .....	1,350	1,350	--	890	380	--	250	1,080	--	--
Windsor .....	31,815	31,810	--	21,275	9,695	785	17,475	13,945	160	--
Owned - Possédé .....	17,300	17,295	--	13,200	3,765	295	9,750	7,445	--	--
Rented - Loué .....	14,515	14,515	--	8,075	5,930	490	7,725	6,500	--	--
Woodstock .....	4,635	4,630	--	3,230	1,035	355	2,710	1,800	--	--
Owned - Possédé .....	2,740	2,735	--	2,025	530	170	1,720	945	--	--
Rented - Loué .....	1,895	1,895	--	1,205	505	185	990	855	--	--
<b>Manitoba</b>										
Brandon .....	5,360	5,305	--	3,030	1,005	1,295	3,055	--	2,150	--
Owned - Possédé .....	3,430	3,385	--	1,960	580	880	1,685	--	1,690	--
Rented - Loué .....	1,930	1,920	--	1,070	425	415	1,370	--	460	--
St. Boniface .....	6,625	6,595	--	4,540	1,210	870	5,985	--	500	--
Owned - Possédé .....	4,070	4,050	--	3,060	600	410	3,730	--	310	--
Rented - Loué .....	2,555	2,545	--	1,480	610	460	2,255	--	190	--
Winnipeg .....	64,630	64,570	--	42,470	13,425	8,410	50,290	6,425	6,830	--
Owned - Possédé .....	34,280	34,235	--	24,910	6,110	3,120	29,850	1,345	3,015	--
Rented - Loué .....	30,350	30,335	--	17,560	7,315	5,290	20,440	5,080	3,815	--

1. Includes other miscellaneous types of refrigeration and cooking facilities. - Comprend autres divers genres de commodités de réfrigération et de cuisson.

TABLE 38. Occupied dwellings by tenure showing lighting, cooking, and refrigeration facilities, for incorporated cities, towns, and villages of 10,000 population and over, 1951 - Concluded

TABLEAU 38. Logements occupés selon le mode d'occupation, commodités d'éclairage, de cuisson et de réfrigération, cités, villes et villages constitués de 10,000 et plus, 1951 - fin

City, town or village, and tenure Cité, ville ou village et mode d'occupation	Total <sup>1</sup>	Lighting facilities Commodités d'éclairage		Refrigeration facilities Commodités de réfrigération			Cooking facilities Commodités de cuisson			
		Electricity Électricité	Gas, kerosene lamps, etc. Gaz, lampes à kérosène, etc.	Mech- anical (electric or gas) Réfrigé- rateur méca- nique à l'électricité ou à gaz)	Ice box Glacière	None Aucune	Electric range Cuisi- nière élec- trique	Gas range Cuisi- nière à gaz	Wood or coal range Cuisinière à charbon ou à bois	Oil stove Brûleur à l'huile
<b>Saskatchewan</b>										
Moose Jaw .....	7,320	7,310	--	3,135	2,110	2,055	3,440	155	2,945	315
Owned - Possédé .....	4,170	4,165	--	2,030	1,240	890	1,715	--	2,205	145
Rented - Loué .....	3,150	3,145	--	1,105	870	1,165	1,725	--	740	170
Prince Albert .....	4,355	4,220	135	1,660	490	2,200	1,215	--	2,870	110
Owned - Possédé .....	2,725	2,640	--	1,010	260	1,450	575	--	2,065	--
Rented - Loué .....	1,630	1,580	--	650	230	750	640	--	805	--
Regina .....	19,160	19,035	125	9,775	4,060	5,260	10,705	435	6,305	715
Owned - Possédé .....	11,060	10,955	105	5,825	2,115	3,075	6,125	285	4,250	305
Rented - Loué .....	8,100	8,080	--	3,950	1,945	2,185	4,580	150	2,055	410
Saskatoon .....	14,980	14,865	115	6,835	3,060	5,035	6,480	875	6,760	385
Owned - Possédé .....	9,585	9,505	--	4,525	1,820	3,215	3,740	680	5,030	100
Rented - Loué .....	5,395	5,360	--	2,310	1,240	1,820	2,740	195	1,730	285
<b>Alberta</b>										
Calgary .....	37,710	37,610	100	22,180	5,490	9,925	3,310	33,725	470	--
Owned - Possédé .....	22,240	22,180	--	15,185	2,695	4,295	2,505	19,405	285	--
Rented - Loué .....	15,470	15,430	--	6,995	2,795	5,630	805	14,320	185	--
Edmonton .....	42,925	42,520	405	23,535	6,690	12,470	4,160	35,990	2,440	--
Owned - Possédé .....	26,325	26,025	300	16,435	3,595	6,145	2,895	21,710	1,640	--
Rented - Loué .....	16,600	16,495	105	7,100	3,095	6,325	1,265	14,280	800	--
Lethbridge .....	6,580	6,460	120	3,790	1,205	1,475	340	5,520	630	--
Owned - Possédé .....	3,955	3,875	--	2,075	565	675	280	3,255	415	--
Rented - Loué .....	2,625	2,585	--	1,115	640	800	--	2,265	215	--
Medicine Hat .....	4,925	4,855	--	3,335	550	1,010	--	4,780	--	--
Owned - Possédé .....	2,910	2,855	--	2,200	255	440	--	2,830	--	--
Rented - Loué .....	2,015	2,000	--	1,135	295	570	--	1,960	--	--
<b>British Columbia</b>										
New Westminster .....	7,985	7,935	--	4,095	1,370	2,425	2,280	1,835	3,075	525
Owned - Possédé .....	5,345	5,325	--	3,090	935	1,270	1,695	1,100	2,090	335
Rented - Loué .....	2,640	2,610	--	1,005	435	1,155	585	735	985	190
North Vancouver .....	4,535	4,515	--	2,020	1,125	1,130	1,450	280	1,380	910
Owned - Possédé .....	3,355	3,335	--	1,670	770	735	1,190	185	885	710
Rented - Loué .....	1,180	1,180	--	350	355	395	260	--	495	200
Penticton .....	3,110	3,080	--	1,735	425	945	740	185	2,040	--
Owned - Possédé .....	2,290	2,275	--	1,315	275	695	585	135	1,480	--
Rented - Loué .....	820	805	--	420	150	250	155	--	560	--
Trail .....	3,150	3,150	--	2,195	--	905	1,395	--	1,660	--
Owned - Possédé .....	1,715	1,715	--	1,410	--	285	875	--	800	--
Rented - Loué .....	1,435	1,435	--	785	--	620	520	--	860	--
Vancouver .....	101,330	101,150	180	54,695	16,565	26,535	32,430	30,880	22,300	11,445
Owned - Possédé .....	63,885	63,745	140	38,195	10,265	13,485	24,070	14,115	14,610	8,340
Rented - Loué .....	37,445	37,405	--	16,500	6,300	13,050	8,360	16,765	7,690	3,105
Victoria .....	15,790	15,740	--	6,595	3,205	4,940	3,460	4,305	4,955	2,505
Owned - Possédé .....	9,195	9,150	--	4,165	1,980	2,400	2,135	1,670	3,215	1,805
Rented - Loué .....	6,595	6,590	--	2,430	1,225	2,540	1,325	2,635	1,740	700

1. Includes other miscellaneous types of refrigeration and cooking facilities. - Comprend autres divers genres de commodités de réfrigération et de cuisson.

TABLE 39. Occupied dwellings by tenure showing lighting, cooking, and refrigeration facilities, for census metropolitan areas, 1951  
 TABLEAU 39. Logements occupés selon le mode d'occupation, commodités d'éclairage, de cuisson et de réfrigération, zones métropolitaines de recensement, 1951

Census metropolitan area and tenure Zone métropolitaine de recensement et mode d'occupation	Total <sup>1</sup>	Lighting facilities Commodités d'éclairage		Refrigeration facilities Commodités de réfrigération			Cooking facilities Commodités de cuisson			
		Electricity Électricité	Gas, kerosene lamps, etc. Gaz, lampes à kérosène, etc.	Mech- anical (electric or gas) Réfrigé- rateur méca- nique (à l'électricité ou à gaz)	Ice box Glacière	None Aucune	Electric range Cuisi- nière élec- trique	Gas range Cuisi- nière à gaz	Wood or coal range Cuisinière à charbon ou à bois	Oil stove Brûleur à l'huile
Calgary .....	40,235	39,840	395	23,030	5,620	11,360	3,465	35,265	1,265	--
Owned - Possédé .....	24,135	23,855	280	15,790	2,790	5,415	2,645	20,565	850	--
Rented - Loué .....	16,100	15,985	115	7,240	2,830	5,945	820	14,700	415	--
Edmonton .....	46,395	45,660	735	24,125	7,160	14,850	4,325	38,205	3,480	--
Owned - Possédé .....	28,880	28,360	520	16,935	3,945	7,820	3,020	23,415	2,320	--
Rented - Loué .....	17,515	17,300	215	7,190	3,215	7,030	1,305	14,790	1,160	--
Halifax .....	29,640	29,455	185	13,155	8,780	7,400	7,330	2,890	7,030	12,215
Owned - Possédé .....	16,230	16,110	120	8,085	4,220	3,730	4,285	1,360	3,595	6,970
Rented - Loué .....	13,410	13,345	--	5,070	4,560	3,670	3,045	1,530	3,435	5,245
Hamilton .....	68,640	68,485	155	51,270	13,730	3,480	33,590	32,595	1,925	195
Owned - Possédé .....	46,655	46,570	--	37,245	7,545	1,795	24,360	20,760	1,300	125
Rented - Loué .....	21,985	21,915	--	14,025	6,185	1,685	9,230	11,835	625	--
London .....	32,835	32,820	--	22,790	8,285	1,635	15,975	15,970	575	--
Owned - Possédé .....	21,170	21,160	--	15,560	4,675	835	11,060	9,625	365	--
Rented - Loué .....	11,665	11,660	--	7,230	3,610	800	4,915	6,345	210	--
Montréal .....	334,705	334,380	325	207,495	118,450	7,990	56,110	224,275	34,770	18,310
Owned - Possédé .....	81,570	81,350	220	60,335	19,380	1,660	29,250	35,030	11,510	5,530
Rented - Loué .....	253,135	253,030	105	147,160	99,070	6,330	26,860	189,245	23,260	12,780
Ottawa .....	66,265	65,860	405	45,160	18,535	2,465	51,530	2,590	9,875	770
Owned - Possédé .....	29,895	29,630	265	21,660	7,130	1,050	23,605	805	4,790	350
Rented - Loué .....	36,370	36,230	140	23,500	11,405	1,415	27,925	1,785	5,085	420
Québec .....	54,930	54,890	--	28,535	17,900	7,780	17,935	6,600	16,530	13,600
Owned - Possédé .....	19,910	19,880	--	11,845	5,050	2,635	7,670	1,175	7,410	3,615
Rented - Loué .....	35,020	35,010	--	16,690	12,850	5,145	10,265	5,425	9,120	9,985
Saint John .....	19,735	19,475	260	6,640	7,815	5,150	4,665	220	8,505	6,295
Owned - Possédé .....	7,480	7,270	210	3,125	2,485	1,815	1,950	145	3,125	2,255
Rented - Loué .....	12,255	12,205	--	3,515	5,330	3,335	2,715	--	5,380	4,040
St. John's (Nfld.) .....	12,995	12,520	475	2,545	350	10,050	1,540	--	9,170	1,875
Owned - Possédé .....	8,565	8,210	355	2,050	250	6,235	1,115	--	5,870	1,415
Rented - Loué .....	4,430	4,310	120	495	100	3,815	425	--	3,300	460
Toronto .....	273,200	272,955	245	196,125	67,575	8,995	136,095	129,655	5,770	390
Owned - Possédé .....	193,405	193,225	180	143,485	44,585	5,005	100,420	88,575	3,605	315
Rented - Loué .....	79,795	79,730	--	52,640	22,990	3,990	35,675	41,080	2,165	--
Vancouver .....	153,975	153,240	735	80,045	26,180	42,860	48,575	34,935	43,715	19,865
Owned - Possédé .....	105,445	104,915	530	59,645	17,600	25,265	37,990	16,860	31,010	14,960
Rented - Loué .....	48,530	48,325	205	20,400	8,580	17,595	10,585	18,075	12,705	4,905
Victoria .....	31,620	31,460	160	14,985	5,815	9,105	9,050	5,265	10,190	5,875
Owned - Possédé .....	22,010	21,890	120	11,170	4,040	5,615	6,765	2,370	7,295	4,710
Rented - Loué .....	9,610	9,570	--	3,815	1,775	3,490	2,285	2,895	2,895	1,165
Windsor .....	41,595	41,435	160	27,560	12,930	1,045	22,300	18,355	520	--
Owned - Possédé .....	25,605	25,475	130	18,845	6,210	510	14,045	11,045	365	--
Rented - Loué .....	15,990	15,960	--	8,715	6,720	535	8,255	7,310	155	--
Winnipeg .....	95,955	95,420	535	61,630	20,700	13,190	76,430	6,455	11,470	130
Owned - Possédé .....	58,770	58,350	420	40,610	11,285	6,650	50,585	1,375	6,590	--
Rented - Loué .....	37,185	37,070	115	21,020	9,415	6,540	25,845	5,080	4,880	--

1. Includes other miscellaneous types of refrigeration and cooking facilities. - Comprend autres divers genres de commodités de réfrigération et de cuisson.

**TABLE 40. Occupied dwellings by tenure showing specified living conveniences, for provinces, rural farm, rural non-farm, and urban size groups, 1951**

**TABLEAU 40. Logements occupés selon le mode d'occupation et possédant certaines commodités de confort spécifiées, provinces, régions rurales agricoles, rurales non agricoles, et urbaines par groupe d'importance, 1951**

Locality and tenure Localité et mode d'occupation	Total	Dwellings with: Logements pourvus de:					
		Powered washing machine Lessiveuse mécanique	Electric vacuum cleaner Aspirateur électrique	Telephone Téléphone	Radio	Passenger automobile Automobile de tourisme	None of listed conveniences Aucune des commodités énumérées
<b>CANADA</b> .....	<b>3,409,295</b>	<b>2,471,475</b>	<b>1,413,610</b>	<b>2,028,450</b>	<b>3,143,535</b>	<b>1,442,595</b>	<b>148,670</b>
Owned - Possédé .....	2,236,955	1,697,100	980,195	1,327,520	2,053,640	1,055,365	103,870
Rented - Loué .....	1,172,340	774,375	433,415	700,930	1,089,915	387,230	44,800
Rural - Rurale .....	1,254,260	803,345	269,020	484,555	1,093,555	564,140	103,410
Owned - Possédé .....	1,028,780	662,315	224,015	412,235	899,870	467,305	82,700
Rented - Loué .....	225,480	141,030	45,005	72,320	193,685	96,835	20,710
Farm - Agricole .....	629,785	413,940	113,575	278,360	558,620	328,320	38,800
Owned - Possédé .....	570,260	377,785	105,610	252,955	507,730	297,070	33,450
Rented - Loué .....	59,525	36,155	7,965	25,405	50,890	31,250	5,350
Non-farm - Non agricole .....	624,475	389,405	155,445	206,195	534,935	235,820	64,610
Owned - Possédé .....	458,520	284,530	118,405	159,280	392,140	170,235	49,250
Rented - Loué .....	165,955	104,875	37,040	46,915	142,795	65,585	15,360
Urban - Urbaine .....	2,155,035	1,668,130	1,144,590	1,543,895	2,050,000	878,455	45,260
Owned - Possédé .....	1,208,175	1,034,785	756,180	915,285	1,153,770	588,060	21,170
Rented - Loué .....	946,860	633,345	388,410	628,610	896,230	290,395	24,090
100,000 and over - 100,000 et plus .....	848,640	605,710	477,365	668,155	810,510	318,275	14,555
Owned - Possédé .....	390,930	331,940	281,020	334,790	375,680	191,790	4,325
Rented - Loué .....	457,710	273,770	196,345	333,365	434,830	126,485	10,230
30,000-99,999 .....	375,015	297,295	218,335	286,250	357,560	173,100	7,670
Owned - Possédé .....	227,045	197,830	153,535	182,000	217,460	123,115	3,795
Rented - Loué .....	147,970	99,465	64,800	104,250	140,100	49,985	3,875
10,000-29,999 .....	369,795	303,510	201,275	263,960	353,475	159,965	7,305
Owned - Possédé .....	220,445	192,000	140,015	169,910	211,675	110,715	3,455
Rented - Loué .....	149,350	111,510	61,260	94,050	141,800	49,250	3,850
Under 10,000 - Moins de 10,000 .....	561,585	461,615	247,615	325,530	528,455	227,115	15,730
Owned - Possédé .....	369,755	313,015	181,610	228,585	348,955	162,440	9,595
Rented - Loué .....	191,830	148,600	66,005	96,945	179,500	64,675	6,135
<b>Newfoundland</b> .....	<b>70,980</b>	<b>18,570</b>	<b>4,520</b>	<b>14,810</b>	<b>56,860</b>	<b>6,670</b>	<b>12,980</b>
Owned - Possédé .....	61,540	13,875	3,415	10,620	48,450	5,255	12,125
Rented - Loué .....	9,440	4,695	1,105	4,190	8,410	1,415	785
Rural - Rurale .....	41,245	3,140	450	1,940	30,230	1,225	10,625
Owned - Possédé .....	39,435	2,535	230	1,530	28,710	1,115	10,360
Rented - Loué .....	1,810	605	220	410	1,520	110	265
Farm - Agricole .....	2,890	385	--	315	2,390	145	465
Owned - Possédé .....	2,825	360	--	300	2,330	145	460
Rented - Loué .....	--	--	--	--	--	--	--
Non-farm - Non agricole .....	38,355	2,755	430	1,625	27,840	1,080	10,160
Owned - Possédé .....	36,610	2,175	210	1,230	26,380	970	9,900
Rented - Loué .....	1,745	580	220	395	1,460	110	260
Urban - Urbaine .....	29,735	15,430	4,070	12,870	26,630	5,445	2,355
Owned - Possédé .....	22,105	11,340	3,185	9,090	19,740	4,140	1,835
Rented - Loué .....	7,630	4,090	885	3,780	6,890	1,305	520
30,000-99,999 .....	10,570	6,390	2,340	7,840	9,890	2,675	420
Owned - Possédé .....	6,520	4,360	1,915	5,430	6,225	1,970	145
Rented - Loué .....	4,050	2,030	425	2,410	3,665	705	275
Under 10,000 - Moins de 10,000 .....	19,165	9,040	1,730	5,030	16,740	2,770	1,935
Owned - Possédé .....	15,585	6,980	1,270	3,660	13,515	2,170	1,690
Rented - Loué .....	3,580	2,060	460	1,370	3,225	600	245
<b>Prince Edward Island</b> .....	<b>22,455</b>	<b>9,635</b>	<b>3,895</b>	<b>9,005</b>	<b>20,150</b>	<b>8,665</b>	<b>1,720</b>
Owned - Possédé .....	18,305	7,440	2,765	6,760	16,380	7,235	1,450
Rented - Loué .....	4,150	2,195	1,130	2,245	3,770	1,430	270
Rural - Rurale .....	16,880	6,080	1,660	4,885	14,915	6,510	1,510
Owned - Possédé .....	15,325	5,310	1,355	4,490	13,540	5,935	1,370
Rented - Loué .....	1,555	770	305	395	1,375	575	140

TABLE 40. Occupied dwellings by tenure showing specified living conveniences, for provinces, rural farm, rural non-farm, and urban size groups, 1951 - Continued

TABLEAU 40. Logements occupés selon le mode d'occupation et possédant certaines commodités de confort spécifiées, provinces, régions rurales agricoles, rurales non agricoles, et urbaines par groupe d'importance, 1951 - suite

Locality and tenure Localité et mode d'occupation	Total	Dwellings with: Logements pourvus de:					
		Powered washing machine Lessiveuse mécanique	Electric vacuum cleaner Aspirateur électrique	Telephone Téléphone	Radio	Passenger automobile Automobile de tourisme	None of listed conveniences Aucune des commodités énumérées
<b>Prince Edward Island - Con.-fin</b>							
Rural - Con. - Rurale-fin							
Farm - Agricole	10,650	3,185	635	3,070	9,475	4,360	880
Owned - Possédé	10,280	3,070	625	2,970	9,160	4,235	840
Rented - Loué	370	115	--	100	315	125	--
Non-farm - Non agricole	6,230	2,895	1,025	1,815	5,440	2,150	630
Owned - Possédé	5,045	2,240	730	1,520	4,380	1,700	530
Rented - Loué	1,185	655	295	295	1,060	450	100
Urban - Urbaine	5,575	3,555	2,235	4,120	5,235	2,155	210
Owned - Possédé	2,980	2,130	1,410	2,270	2,840	1,300	--
Rented - Loué	2,595	1,425	825	1,850	2,395	855	130
10,000-29,999	3,515	2,195	1,550	2,775	3,295	1,370	145
Owned - Possédé	1,595	1,110	880	1,365	1,520	775	--
Rented - Loué	1,920	1,085	670	1,410	1,775	595	100
Under 10,000 - Moins de 10,000	2,060	1,360	685	1,345	1,940	785	--
Owned - Possédé	1,385	1,020	530	905	1,320	525	--
Rented - Loué	675	340	155	440	620	260	--
<b>Nova Scotia</b>							
Owned - Possédé	149,355	96,870	41,890	76,770	135,125	47,525	10,170
Rented - Loué	113,945	75,365	33,330	56,870	102,870	37,560	7,720
	35,610	21,505	8,560	19,900	32,255	9,965	2,450
Rural - Rurale							
Owned - Possédé	71,125	39,500	12,680	23,560	62,065	21,630	6,850
Rented - Loué	62,865	35,085	11,390	21,220	55,035	19,050	5,855
	8,260	4,415	1,290	2,340	7,030	2,580	995
Farm - Agricole							
Owned - Possédé	25,750	13,925	4,060	9,855	22,700	8,150	2,160
Rented - Loué	24,345	13,225	3,880	9,385	21,510	7,795	1,990
	1,405	700	180	470	1,190	355	170
Non-farm - Non agricole							
Owned - Possédé	45,375	25,575	8,620	13,705	39,365	13,480	4,690
Rented - Loué	38,520	21,860	7,510	11,835	33,525	11,255	3,865
	6,855	3,715	1,110	1,870	5,840	2,225	825
Urban - Urbaine							
Owned - Possédé	78,430	57,370	29,210	53,210	73,060	25,895	3,320
Rented - Loué	51,080	40,280	21,940	35,650	47,835	18,510	1,865
	27,350	17,090	7,270	17,560	25,225	7,385	1,455
30,000-99,999	25,035	16,835	10,580	20,405	23,505	8,610	1,020
Owned - Possédé	13,135	10,150	7,420	11,625	12,505	5,515	415
Rented - Loué	11,900	6,685	3,160	8,780	11,000	3,095	605
10,000-29,999	13,675	10,690	5,055	9,265	12,725	3,835	585
Owned - Possédé	9,570	7,985	4,000	6,675	8,935	2,985	340
Rented - Loué	4,105	2,705	1,055	2,590	3,790	850	245
Under 10,000 - Moins de 10,000	39,720	29,845	13,575	23,540	36,830	13,450	1,715
Owned - Possédé	28,375	22,145	10,520	17,350	26,395	10,010	1,110
Rented - Loué	11,345	7,700	3,055	6,190	10,435	3,440	605
<b>New Brunswick</b>							
Owned - Possédé	114,010	74,375	29,940	52,495	100,975	35,880	8,675
Rented - Loué	81,210	52,925	20,185	33,880	71,060	26,845	6,785
	32,800	21,450	9,755	18,615	29,915	9,035	1,890
Rural - Rurale							
Owned - Possédé	62,225	35,935	8,745	17,955	52,570	18,420	6,775
Rented - Loué	54,710	31,675	7,675	15,755	46,245	16,380	5,830
	7,515	4,260	1,070	2,200	6,325	2,040	945
Farm - Agricole							
Owned - Possédé	27,865	15,310	2,975	7,625	23,610	8,445	2,840
Rented - Loué	26,860	14,770	2,880	7,315	22,770	8,205	2,695
	1,005	540	--	310	840	240	145
Non-farm - Non agricole							
Owned - Possédé	34,360	20,625	5,770	10,330	28,960	9,975	3,935
Rented - Loué	27,850	16,905	4,795	8,440	23,475	8,175	3,135
	6,510	3,720	975	1,890	5,485	1,800	800
Urban - Urbaine							
Owned - Possédé	51,785	38,440	21,195	34,540	48,405	17,460	1,900
Rented - Loué	26,500	21,250	12,510	18,125	24,815	10,465	955
	25,285	17,190	8,685	16,415	23,590	6,995	945

**TABLE 40. Occupied dwellings by tenure showing specified living conveniences, for provinces, rural farm, rural non-farm and urban size groups, 1951 - Continued**

**TABLEAU 40. Logements occupés selon le mode d'occupation et possédant certaines commodités de confort spécifiées, provinces, régions rurales agricoles, rurales non agricoles, et urbaines par groupe d'importance, 1951 - suite**

Locality and tenure Localité et mode d'occupation	Total	Dwellings with: Logements pourvus de:					
		Powered washing machine Lessiveuse mécanique	Electric vacuum cleaner Aspirateur électrique	Telephone Téléphone	Radio	Passenger automobile Automobile de tourisme	None of listed conveniences Aucune des commodités énumérées
<b>New Brunswick - Con. - fin</b>							
<b>Urban - Con. - Urbaine - fin</b>							
30,000-99,999	13,180	8,040	5,065	9,050	12,280	3,755	530
Owned - Possédé	2,910	1,975	1,765	2,410	2,785	1,360	--
Rented - Loué	10,270	6,065	3,300	6,640	9,495	2,395	465
10,000-29,999	18,095	13,910	8,505	13,245	17,100	6,995	635
Owned - Possédé	9,430	7,580	5,075	6,940	8,870	4,165	370
Rented - Loué	8,665	6,330	3,430	6,305	8,230	2,830	265
Under 10,000 - Moins de 10,000	20,510	16,490	7,625	12,245	19,025	6,710	735
Owned - Possédé	14,160	11,695	5,670	8,775	13,160	4,940	520
Rented - Loué	6,350	4,795	1,955	3,470	5,865	1,770	215
<b>Québec</b>	<b>858,785</b>	<b>645,075</b>	<b>283,335</b>	<b>499,565</b>	<b>802,540</b>	<b>231,940</b>	<b>27,310</b>
Owned - Possédé	416,960	330,770	129,165	214,595	381,985	135,975	18,395
Rented - Loué	441,825	314,305	154,170	284,970	420,555	95,965	8,915
<b>Rural - Rurale</b>	<b>255,385</b>	<b>183,390</b>	<b>31,725</b>	<b>80,120</b>	<b>221,990</b>	<b>70,820</b>	<b>19,515</b>
Owned - Possédé	215,435	155,580	26,330	69,705	187,485	61,365	16,290
Rented - Loué	39,950	27,810	5,395	10,415	34,505	9,455	3,225
<b>Farm - Agricole</b>	<b>129,925</b>	<b>92,985</b>	<b>11,225</b>	<b>40,475</b>	<b>113,050</b>	<b>39,060</b>	<b>9,220</b>
Owned - Possédé	125,520	90,250	10,925	39,115	109,580	37,840	8,650
Rented - Loué	4,405	2,735	300	1,360	3,470	1,220	570
<b>Non-farm - Non agricole</b>	<b>125,460</b>	<b>90,405</b>	<b>20,500</b>	<b>39,645</b>	<b>108,940</b>	<b>31,760</b>	<b>10,295</b>
Owned - Possédé	89,915	65,330	15,405	30,590	77,905	23,525	7,640
Rented - Loué	35,545	25,075	5,095	9,055	31,035	8,235	2,655
<b>Urban - Urbaine</b>	<b>603,400</b>	<b>461,685</b>	<b>251,610</b>	<b>419,445</b>	<b>580,550</b>	<b>161,120</b>	<b>7,795</b>
Owned - Possédé	201,525	175,190	102,835	144,890	194,500	74,610	2,105
Rented - Loué	401,875	286,495	148,775	274,555	386,050	86,510	5,690
<b>100,000 and over - 100,000 et plus</b>	<b>282,455</b>	<b>189,285</b>	<b>121,025</b>	<b>218,310</b>	<b>272,195</b>	<b>68,035</b>	<b>3,545</b>
Owned - Possédé	51,755	41,710	32,835	45,020	50,315	20,730	355
Rented - Loué	230,700	147,575	88,190	173,290	221,880	47,305	3,190
<b>30,000-99,999</b>	<b>57,625</b>	<b>45,230</b>	<b>29,040</b>	<b>46,110</b>	<b>55,755</b>	<b>17,100</b>	<b>580</b>
Owned - Possédé	16,135	14,100	9,725	13,680	15,635	6,975	185
Rented - Loué	41,490	31,130	19,315	32,430	40,120	10,125	395
<b>10,000-29,999</b>	<b>107,925</b>	<b>91,575</b>	<b>47,950</b>	<b>71,620</b>	<b>104,150</b>	<b>32,250</b>	<b>1,170</b>
Owned - Possédé	47,540	42,295	25,635	34,975	45,955	18,810	400
Rented - Loué	60,385	49,280	22,315	36,645	58,195	13,440	770
<b>Under 10,000 - Moins de 10,000</b>	<b>155,395</b>	<b>135,595</b>	<b>53,595</b>	<b>83,405</b>	<b>148,450</b>	<b>43,735</b>	<b>2,500</b>
Owned - Possédé	86,095	77,085	34,640	51,215	82,595	28,095	1,165
Rented - Loué	69,300	58,510	18,955	32,190	65,855	15,640	1,335
<b>Ontario</b>	<b>1,181,125</b>	<b>927,390</b>	<b>648,035</b>	<b>864,580</b>	<b>1,098,480</b>	<b>640,135</b>	<b>35,100</b>
Owned - Possédé	821,335	685,260	487,880	626,785	765,180	480,775	22,375
Rented - Loué	359,790	242,130	160,155	237,795	333,300	159,360	12,725
<b>Rural - Rurale</b>	<b>340,870</b>	<b>247,465</b>	<b>124,915</b>	<b>198,930</b>	<b>300,730</b>	<b>214,130</b>	<b>20,135</b>
Owned - Possédé	272,800	202,830	105,980	171,265	242,580	177,080	14,410
Rented - Loué	68,070	44,635	18,935	27,665	58,150	37,050	5,725
<b>Farm - Agricole</b>	<b>166,955</b>	<b>123,045</b>	<b>58,815</b>	<b>113,940</b>	<b>147,655</b>	<b>120,475</b>	<b>7,740</b>
Owned - Possédé	148,810	111,165	54,510	104,835	132,305	108,800	6,275
Rented - Loué	18,145	11,880	4,305	9,105	15,350	11,675	1,465
<b>Non-farm - Non agricole</b>	<b>173,915</b>	<b>124,420</b>	<b>66,100</b>	<b>84,990</b>	<b>153,075</b>	<b>93,655</b>	<b>12,395</b>
Owned - Possédé	123,990	91,665	51,470	66,430	110,275	68,280	8,135
Rented - Loué	49,925	32,755	14,630	18,560	42,800	25,375	4,260
<b>Urban - Urbaine</b>	<b>840,255</b>	<b>679,925</b>	<b>523,120</b>	<b>665,650</b>	<b>797,750</b>	<b>426,005</b>	<b>14,965</b>
Owned - Possédé	548,535	482,430	381,900	455,520	522,600	303,695	7,965
Rented - Loué	291,720	197,495	141,220	210,130	275,150	122,310	7,000
<b>100,000 and over - 100,000 et plus</b>	<b>319,590</b>	<b>239,345</b>	<b>205,715</b>	<b>274,480</b>	<b>303,240</b>	<b>147,615</b>	<b>5,065</b>
Owned - Possédé	192,445	163,480	140,835	173,300	183,250	99,205	2,300
Rented - Loué	127,145	75,865	64,880	101,180	119,990	48,410	2,765



**TABLE 40. Occupied dwellings by tenure showing specified living conveniences, for provinces, rural farm, rural non-farm and urban size groups, 1951 - Continued**

**TABLEAU 40. Logements occupés selon le mode d'occupation et possédant certaines commodités de confort spécifiées provinces, régions rurales agricoles, rurales non agricoles, et urbaines par groupe d'importance, 1951 - suite**

Locality and tenure Localité et mode d'occupation	Total	Dwellings with: Logements pourvus de:					
		Powered washing machine Lessiveuse mécanique	Electric vacuum cleaner Aspirateur électrique	Telephone Téléphone	Radio	Passenger automobile Automobile de tourisme	None of listed conveniences Aucune des commodités énumérées
<b>Ontario - Con.-fin</b>							
<b>Urban - Con. - Urbaine - fin</b>							
30,000-99,999 .....	201,630	170,190	131,465	153,915	191,950	110,770	3,790
Owned - Possédé .....	143,970	130,005	103,595	114,610	137,475	85,225	2,305
Rented - Loué .....	57,660	40,185	27,870	39,305	54,475	25,545	1,485
10,000-29,999 .....	123,375	104,340	76,430	100,150	117,880	65,995	2,085
Owned - Possédé .....	78,230	70,820	55,070	87,635	75,115	45,570	985
Rented - Loué .....	45,145	33,520	21,360	32,515	42,765	20,425	1,090
Under 10,000 - Moins de 10,000 .....	195,860	166,050	109,510	137,105	184,680	101,625	4,025
Owned - Possédé .....	133,890	118,125	82,400	99,975	126,760	73,695	2,365
Rented - Loué .....	61,770	47,925	27,110	37,130	57,920	27,930	1,660
<b>Manitoba</b>							
Owned - Possédé .....	144,645	107,565	60,640	80,240	133,100	68,290	6,720
Rented - Loué .....	57,755	32,595	22,665	31,185	53,790	18,625	2,490
<b>Rural - Rurale</b>							
Owned - Possédé .....	69,780	42,780	13,350	28,590	60,745	35,630	5,830
Rented - Loué .....	13,910	8,785	3,140	5,130	12,175	6,405	1,160
<b>Farm - Agricole</b>							
Owned - Possédé .....	50,945	32,310	8,985	22,025	45,770	30,430	2,640
Owned - Possédé .....	45,705	29,035	8,065	19,410	41,145	27,355	2,265
Rented - Loué .....	5,240	3,275	920	2,615	4,625	3,075	375
<b>Non-farm - Non agricole</b>							
Owned - Possédé .....	24,075	13,745	5,285	7,180	19,600	8,275	3,565
Rented - Loué .....	8,670	5,510	2,220	2,515	7,550	3,330	785
<b>Urban - Urbaine</b>							
Owned - Possédé .....	74,865	64,785	47,290	53,650	72,355	32,660	890
Rented - Loué .....	43,845	23,810	19,525	26,055	41,615	12,220	1,330
<b>100,000 and over - 100,000 et plus</b>							
Owned - Possédé .....	34,280	29,800	24,460	28,375	33,370	14,620	225
Rented - Loué .....	30,350	14,645	13,985	19,800	28,895	7,715	905
<b>10,000-29,999</b>							
Owned - Possédé .....	21,605	19,000	14,300	15,690	21,040	9,650	200
Rented - Loué .....	7,325	4,695	3,405	3,750	7,000	2,350	175
<b>Under 10,000 - Moins de 10,000</b>							
Owned - Possédé .....	18,980	15,985	8,530	9,585	17,945	8,390	465
Rented - Loué .....	6,170	4,470	2,135	2,505	5,720	2,155	250
<b>Saskatchewan</b>							
Owned - Possédé .....	164,800	111,835	40,980	81,100	151,730	85,315	8,140
Rented - Loué .....	56,635	36,075	15,345	27,460	52,225	24,890	2,620
<b>Rural - Rurale</b>							
Owned - Possédé .....	121,430	73,760	15,800	52,235	109,900	64,000	7,400
Rented - Loué .....	30,320	18,760	3,670	12,170	27,380	15,515	1,725
<b>Farm - Agricole</b>							
Owned - Possédé .....	85,255	51,240	7,075	42,060	78,500	48,855	3,650
Rented - Loué .....	14,715	9,085	870	7,895	13,470	7,925	660
<b>Non-farm - Non agricole</b>							
Owned - Possédé .....	36,175	22,520	8,725	10,175	31,400	15,145	3,750
Rented - Loué .....	15,605	9,675	2,800	4,275	13,910	7,590	1,065
<b>Urban - Urbaine</b>							
Owned - Possédé .....	43,370	38,095	25,180	28,865	41,830	21,315	740
Rented - Loué .....	26,335	17,315	11,675	15,290	24,845	9,375	895
<b>30,000-99,999</b>							
Owned - Possédé .....	20,645	18,780	13,700	16,485	20,055	10,160	215
Rented - Loué .....	13,495	8,805	6,785	9,480	12,865	4,705	320
<b>10,000-29,999</b>							
Owned - Possédé .....	6,895	6,075	3,970	4,705	6,740	3,480	--
Rented - Loué .....	4,780	2,680	1,890	2,525	4,435	1,520	265

**TABLE 40. Occupied dwellings by tenure showing specified living conveniences, for provinces, rural farm, rural non-farm, and urban size groups, 1951 - Concluded**

**TABLEAU 40. Logements occupés selon le mode d'occupation et possédant certaines commodités de confort spécifiées, provinces, régions rurales agricoles, rurales non agricoles, et urbaines par groupe d'importance, 1951 - fin**

Locality and tenure Localité et mode d'occupation	Total	Dwellings with: Logements pourvus de:					
		Powered washing machine Lessiveuse mécanique	Electric vacuum cleaner Aspirateur électrique	Telephone Téléphone	Radio	Passenger automobile Automobile de tourisme	None of listed conveniences Aucune des commodités énumérées
<b>Saskatchewan - Con. - fin</b>							
<b>Urban - Con. - Urbaine - fin</b>							
Under 10,000 - Moins de 10,000 .....	23,890	19,070	10,510	10,960	22,580	10,825	755
Owned - Possédé .....	15,830	13,240	7,510	7,875	15,035	7,675	445
Rented - Loué .....	8,060	5,830	3,000	3,285	7,545	3,150	310
<b>Alberta .....</b>	<b>250,750</b>	<b>177,140</b>	<b>92,115</b>	<b>99,070</b>	<b>230,260</b>	<b>121,335</b>	<b>13,700</b>
Owned - Possédé .....	179,053	133,205	69,045	74,125	185,390	92,475	8,990
Rented - Loué .....	71,695	43,935	23,070	24,945	64,870	28,860	4,710
<b>Rural - Rurale .....</b>	<b>125,325</b>	<b>77,865</b>	<b>20,860</b>	<b>31,990</b>	<b>110,380</b>	<b>62,815</b>	<b>10,730</b>
Owned - Possédé .....	100,395	63,355	17,005	26,260	89,220	51,055	7,985
Rented - Loué .....	24,930	14,510	3,855	5,730	21,160	11,760	2,745
<b>Farm - Agricole .....</b>	<b>85,095</b>	<b>52,675</b>	<b>10,800</b>	<b>23,070</b>	<b>76,015</b>	<b>45,345</b>	<b>6,055</b>
Owned - Possédé .....	73,915	46,500	9,895	20,040	66,750	39,875	4,635
Rented - Loué .....	11,180	6,175	905	3,030	9,265	5,470	1,420
<b>Non-farm - Non agricole .....</b>	<b>40,230</b>	<b>25,190</b>	<b>10,060</b>	<b>8,920</b>	<b>34,365</b>	<b>17,470</b>	<b>4,675</b>
Owned - Possédé .....	26,480	16,855	7,110	6,220	22,470	11,180	3,350
Rented - Loué .....	13,750	8,335	2,950	2,700	11,895	6,290	1,325
<b>Urban - Urbaine .....</b>	<b>125,425</b>	<b>99,275</b>	<b>71,255</b>	<b>67,080</b>	<b>119,880</b>	<b>58,520</b>	<b>2,970</b>
Owned - Possédé .....	78,660	69,850	52,040	47,865	76,170	41,420	1,005
Rented - Loué .....	46,765	29,425	19,215	19,215	43,710	17,100	1,965
<b>100,000 and over - 100,000 et plus .....</b>	<b>80,635</b>	<b>63,060</b>	<b>50,395</b>	<b>48,755</b>	<b>77,665</b>	<b>37,290</b>	<b>1,530</b>
Owned - Possédé .....	48,565	43,965	36,435	34,335	47,420	26,135	355
Rented - Loué .....	32,070	19,095	13,960	14,420	30,245	11,155	1,175
<b>10,000-29,999 .....</b>	<b>11,505</b>	<b>9,340</b>	<b>6,285</b>	<b>5,140</b>	<b>10,920</b>	<b>5,285</b>	<b>360</b>
Owned - Possédé .....	6,865	6,140	4,390	3,530	6,630	3,565	115
Rented - Loué .....	4,640	3,200	1,895	1,610	4,290	1,720	245
<b>Under 10,000 - Moins de 10,000 .....</b>	<b>33,285</b>	<b>26,875</b>	<b>14,575</b>	<b>13,185</b>	<b>31,295</b>	<b>15,945</b>	<b>1,080</b>
Owned - Possédé .....	23,230	19,745	11,215	10,000	22,120	11,720	535
Rented - Loué .....	10,055	7,130	3,360	3,185	9,175	4,225	545
<b>British Columbia .....</b>	<b>337,780</b>	<b>234,330</b>	<b>170,250</b>	<b>192,170</b>	<b>308,320</b>	<b>153,325</b>	<b>19,045</b>
Owned - Possédé .....	235,160	178,840	132,790	142,545	217,495	115,640	11,100
Rented - Loué .....	102,620	55,490	37,460	49,625	90,825	37,685	7,945
<b>Rural - Rurale .....</b>	<b>105,765</b>	<b>65,885</b>	<b>32,025</b>	<b>29,050</b>	<b>90,475</b>	<b>47,040</b>	<b>11,155</b>
Owned - Possédé .....	76,605	49,405	24,900	23,185	66,410	35,695	7,370
Rented - Loué .....	29,160	16,480	7,125	5,865	24,065	11,345	3,785
<b>Farm - Agricole .....</b>	<b>29,740</b>	<b>19,795</b>	<b>8,115</b>	<b>8,030</b>	<b>25,985</b>	<b>15,130</b>	<b>2,490</b>
Owned - Possédé .....	26,745	18,170	7,735	7,525	23,680	13,965	1,990
Rented - Loué .....	2,995	1,625	380	505	2,305	1,165	500
<b>Non-farm - Non agricole .....</b>	<b>76,025</b>	<b>46,090</b>	<b>23,910</b>	<b>21,020</b>	<b>64,490</b>	<b>31,910</b>	<b>8,665</b>
Owned - Possédé .....	49,860	31,235	17,165	15,660	42,730	21,730	5,380
Rented - Loué .....	26,165	14,855	6,745	5,360	21,760	10,180	3,285
<b>Urban - Urbaine .....</b>	<b>232,015</b>	<b>168,445</b>	<b>138,225</b>	<b>163,120</b>	<b>217,845</b>	<b>106,285</b>	<b>7,890</b>
Owned - Possédé .....	158,555	129,435	107,890	119,360	151,085	79,945	3,730
Rented - Loué .....	73,460	39,010	30,335	43,760	66,760	26,340	4,160
<b>100,000 and over - 100,000 et plus .....</b>	<b>101,330</b>	<b>69,575</b>	<b>61,785</b>	<b>78,435</b>	<b>95,145</b>	<b>43,000</b>	<b>3,285</b>
Owned - Possédé .....	63,885	52,985	46,455	53,760	61,325	31,100	1,090
Rented - Loué .....	37,445	16,590	15,330	24,675	33,820	11,900	2,195
<b>30,000-99,999 .....</b>	<b>32,835</b>	<b>23,025</b>	<b>19,360</b>	<b>22,965</b>	<b>31,260</b>	<b>15,325</b>	<b>795</b>
Owned - Possédé .....	23,730	18,460	15,415	17,760	22,780	11,910	465
Rented - Loué .....	9,105	4,565	3,945	5,205	8,480	3,415	330
<b>10,000-29,999 .....</b>	<b>51,100</b>	<b>39,010</b>	<b>31,935</b>	<b>35,095</b>	<b>48,190</b>	<b>27,235</b>	<b>1,605</b>
Owned - Possédé .....	38,715	30,995	26,695	28,395	36,870	21,715	910
Rented - Loué .....	12,385	8,015	5,240	6,700	11,320	5,520	695
<b>Under 10,000 - Moins de 10,000 .....</b>	<b>46,750</b>	<b>36,835</b>	<b>25,145</b>	<b>26,625</b>	<b>43,250</b>	<b>20,725</b>	<b>2,205</b>
Owned - Possédé .....	32,225	26,995	19,325	19,445	30,110	15,220	1,265
Rented - Loué .....	14,525	9,840	5,820	7,180	13,140	5,505	940

TABLE 41. Occupied dwellings by tenure showing specified living conveniences, for counties and census divisions, 1951

TABLEAU 41. Logements occupés selon le mode d'occupation et possédant certaines commodités spécifiées de confort, comtés et divisions de recensement, 1951

County or census division, and tenure Comté ou division de recensement et mode d'occupation	Total	Dwellings with: Logements pourvus de:					
		Powered washing machine Lessiveuse mécanique	Electric vacuum cleaner Aspirateur électrique	Telephone Téléphone	Radio	Passenger automobile Automobile de tourisme	None of listed con- veniences Aucune des commodités énumérées
<b>CANADA</b> .....	<b>3,409,295</b>	<b>2,471,475</b>	<b>1,413,610</b>	<b>2,028,450</b>	<b>3,143,555</b>	<b>1,442,595</b>	<b>148,670</b>
Owned - Possédé.....	2,236,955	1,697,100	980,195	1,327,520	2,053,640	1,055,365	103,870
Rented - Loué.....	1,172,340	774,375	433,415	700,930	1,089,915	387,230	44,800
<b>Newfoundland</b> .....	<b>70,980</b>	<b>18,570</b>	<b>4,520</b>	<b>14,810</b>	<b>56,860</b>	<b>6,670</b>	<b>12,980</b>
Owned - Possédé.....	61,540	13,875	3,415	10,620	48,450	5,255	12,195
Rented - Loué.....	9,440	4,695	1,105	4,190	8,410	1,415	785
<b>Division No. 1</b> .....	<b>29,960</b>	<b>10,400</b>	<b>2,905</b>	<b>10,520</b>	<b>25,710</b>	<b>4,180</b>	<b>3,765</b>
Owned - Possédé.....	24,195	7,595	2,360	7,565	20,490	3,240	3,355
Rented - Loué.....	5,765	2,805	545	2,955	5,220	940	410
<b>Division No. 2</b> .....	<b>4,760</b>	<b>380</b>	<b>--</b>	<b>130</b>	<b>3,750</b>	<b>200</b>	<b>975</b>
Owned - Possédé.....	4,595	360	--	110	3,630	185	930
Rented - Loué.....	165	--	--	--	120	--	--
<b>Division No. 3</b> .....	<b>4,055</b>	<b>355</b>	<b>--</b>	<b>245</b>	<b>2,950</b>	<b>--</b>	<b>1,060</b>
Owned - Possédé.....	3,865	310	--	225	2,795	--	1,030
Rented - Loué.....	190	--	--	--	155	--	--
<b>Division No. 4</b> .....	<b>2,795</b>	<b>650</b>	<b>--</b>	<b>430</b>	<b>2,160</b>	<b>305</b>	<b>570</b>
Owned - Possédé.....	2,525	545	--	385	1,935	265	535
Rented - Loué.....	270	105	--	--	225	--	--
<b>Division No. 5</b> .....	<b>5,085</b>	<b>2,915</b>	<b>560</b>	<b>1,585</b>	<b>4,475</b>	<b>535</b>	<b>455</b>
Owned - Possédé.....	4,430	2,560	470	1,350	3,935	475	370
Rented - Loué.....	655	355	--	235	540	--	--
<b>Division No. 6</b> .....	<b>4,940</b>	<b>2,755</b>	<b>670</b>	<b>1,365</b>	<b>4,310</b>	<b>885</b>	<b>445</b>
Owned - Possédé.....	3,355	1,670	385	685	2,860	560	370
Rented - Loué.....	1,585	1,085	285	680	1,450	325	--
<b>Division No. 7</b> .....	<b>7,575</b>	<b>445</b>	<b>--</b>	<b>170</b>	<b>5,730</b>	<b>310</b>	<b>1,780</b>
Owned - Possédé.....	7,370	405	--	155	5,545	300	1,760
Rented - Loué.....	205	--	--	--	185	--	--
<b>Division No. 8</b> .....	<b>7,495</b>	<b>350</b>	<b>--</b>	<b>115</b>	<b>4,960</b>	<b>170</b>	<b>2,445</b>
Owned - Possédé.....	7,315	315	--	105	4,810	155	2,415
Rented - Loué.....	180	--	--	--	150	--	--
<b>Division No. 9</b> .....	<b>3,030</b>	<b>115</b>	<b>--</b>	<b>--</b>	<b>1,950</b>	<b>--</b>	<b>1,070</b>
Owned - Possédé.....	2,950	110	--	--	1,890	--	1,050
Rented - Loué.....	--	--	--	--	--	--	--
<b>Division No. 10</b> .....	<b>1,285</b>	<b>205</b>	<b>160</b>	<b>205</b>	<b>865</b>	<b>--</b>	<b>415</b>
Owned - Possédé.....	940	--	--	--	560	--	380
Rented - Loué.....	345	200	160	205	305	--	--
<b>Prince Edward Island</b> .....	<b>22,455</b>	<b>9,635</b>	<b>3,895</b>	<b>9,005</b>	<b>20,150</b>	<b>8,665</b>	<b>1,720</b>
Owned - Possédé.....	18,305	7,440	2,765	6,760	16,380	7,235	1,450
Rented - Loué.....	4,150	2,195	1,130	2,245	3,770	1,430	270
<b>Kings</b> .....	<b>4,315</b>	<b>1,295</b>	<b>290</b>	<b>785</b>	<b>3,725</b>	<b>1,075</b>	<b>480</b>
Owned - Possédé.....	4,020	1,165	260	695	3,475	960	445
Rented - Loué.....	295	130	--	--	250	115	--
<b>Prince</b> .....	<b>8,380</b>	<b>3,610</b>	<b>1,215</b>	<b>3,215</b>	<b>7,595</b>	<b>3,395</b>	<b>535</b>
Owned - Possédé.....	6,970	2,890	885	2,660	6,315	2,905	455
Rented - Loué.....	1,410	720	330	555	1,280	490	--
<b>Queens</b> .....	<b>9,760</b>	<b>4,730</b>	<b>2,390</b>	<b>5,005</b>	<b>8,830</b>	<b>4,195</b>	<b>705</b>
Owned - Possédé.....	7,315	3,385	1,620	3,405	6,590	3,370	550
Rented - Loué.....	2,445	1,345	770	1,600	2,240	825	155
<b>Nova Scotia</b> .....	<b>149,555</b>	<b>96,870</b>	<b>41,890</b>	<b>76,770</b>	<b>135,125</b>	<b>47,525</b>	<b>10,170</b>
Owned - Possédé.....	113,945	75,365	33,330	56,870	102,870	37,560	7,720
Rented - Loué.....	35,610	21,505	8,560	19,900	32,255	9,965	2,450
<b>Annapolis</b> .....	<b>5,390</b>	<b>3,360</b>	<b>1,630</b>	<b>2,420</b>	<b>4,885</b>	<b>2,165</b>	<b>395</b>
Owned - Possédé.....	4,240	2,670	1,260	2,065	3,830	1,715	320
Rented - Loué.....	1,150	690	370	355	1,055	450	--

**TABLE 41. Occupied dwellings by tenure showing specified living conveniences, for counties and census divisions, 1951 - Continued**

**TABLEAU 41. Logements occupés selon le mode d'occupation et possédant certaines commodités spécifiées de confort, comtés et divisions de recensement, 1951 - suite**

County or census division, and tenure Comté ou division de recensement et mode d'occupation	Total	Dwellings with: Logements pourvus de:					
		Powered washing machine Lessiveuse mécanique	Electric vacuum cleaner Aspirateur électrique	Telephone Téléphone	Radio	Passenger automobile Automobile de tourisme	None of listed con- veniences Aucune des commodités énumérées
<b>Nova Scotia - Con.-fin</b>							
Antigonish	2,435	1,340	290	980	2,180	585	185
Owned - Possédé	2,085	1,155	235	830	1,865	480	160
Rented - Loué	350	185	--	150	315	105	--
Cape Breton	24,865	19,215	7,040	12,835	22,985	6,375	1,280
Owned - Possédé	19,685	15,655	6,015	10,405	18,225	5,245	945
Rented - Loué	5,180	3,560	1,025	2,430	4,760	1,130	335
Colchester	7,945	5,060	2,425	5,010	7,270	3,080	380
Owned - Possédé	6,165	4,035	1,925	3,885	5,620	2,505	305
Rented - Loué	1,780	1,025	500	1,125	1,650	575	--
Cumberland	10,055	7,065	2,735	5,085	9,140	3,660	565
Owned - Possédé	8,070	5,710	2,305	4,160	7,335	3,195	430
Rented - Loué	1,985	1,355	430	925	1,805	465	135
Digby	4,975	3,280	875	1,410	4,385	1,265	460
Owned - Possédé	4,280	2,880	745	1,170	3,795	1,070	380
Rented - Loué	695	400	130	240	590	195	--
Guysborough	3,325	1,420	475	1,195	2,715	765	515
Owned - Possédé	3,070	1,285	430	1,080	2,500	655	490
Rented - Loué	255	135	--	115	215	110	--
Halifax	36,305	22,985	12,505	24,640	33,275	11,805	2,110
Owned - Possédé	22,030	15,065	8,885	14,765	20,205	8,020	1,265
Rented - Loué	14,275	7,920	3,620	9,875	13,070	3,785	845
Hants	5,655	3,840	1,310	2,395	5,215	1,795	315
Owned - Possédé	4,570	3,120	1,120	1,970	4,230	1,465	225
Rented - Loué	1,085	720	190	425	985	330	--
Inverness	4,005	1,860	295	1,075	3,380	700	475
Owned - Possédé	3,660	1,665	270	980	3,100	615	430
Rented - Loué	345	195	--	--	280	--	--
Kings	8,145	5,860	2,655	4,355	7,400	3,475	565
Owned - Possédé	5,965	4,370	2,075	3,325	5,430	2,630	385
Rented - Loué	2,180	1,490	580	1,030	1,970	845	180
Lunenburg	8,690	4,965	2,580	2,955	7,600	2,980	750
Owned - Possédé	7,620	4,315	2,275	2,475	6,690	2,605	660
Rented - Loué	1,070	650	305	480	910	375	--
Pictou	11,000	7,790	3,595	6,250	10,015	4,225	580
Owned - Possédé	8,430	6,065	2,890	4,875	7,690	3,365	425
Rented - Loué	2,570	1,725	705	1,375	2,325	860	155
Queens	3,220	1,910	1,000	1,525	2,880	1,150	265
Owned - Possédé	2,765	1,625	845	1,270	2,475	980	220
Rented - Loué	455	285	155	255	405	170	--
Richmond	2,425	980	185	400	1,910	315	430
Owned - Possédé	2,310	920	180	375	1,820	300	405
Rented - Loué	115	--	--	--	--	--	--
Shelburne	3,510	1,905	770	1,105	3,115	940	290
Owned - Possédé	3,055	1,680	685	945	2,760	850	220
Rented - Loué	455	225	--	160	355	--	--
Victoria	1,920	570	275	595	1,655	455	170
Owned - Possédé	1,770	525	230	570	1,515	405	160
Rented - Loué	150	--	--	--	140	--	--
Yarmouth	5,690	3,465	1,250	2,540	5,120	1,790	440
Owned - Possédé	4,175	2,625	960	1,725	3,785	1,460	295
Rented - Loué	1,515	840	290	815	1,335	330	145
<b>New Brunswick</b>	<b>114,010</b>	<b>74,375</b>	<b>29,940</b>	<b>52,495</b>	<b>100,975</b>	<b>35,880</b>	<b>8,675</b>
Owned - Possédé	81,210	52,925	20,185	33,880	71,060	26,845	6,785
Rented - Loué	32,800	21,450	9,755	18,615	29,915	9,035	1,890
Albert	2,485	1,900	880	905	2,270	990	130
Owned - Possédé	2,145	1,670	765	805	1,945	870	115
Rented - Loué	340	230	115	100	325	120	--

TABLE 41. Occupied dwellings by tenure showing specified living conveniences, for counties and census divisions, 1951 - Continued

TABLEAU 41. Logements occupés selon le mode d'occupation et possédant certaines commodités spécifiées de confort, comtés et divisions de recensement, 1951 - suite

County or census division, and tenure Comté ou division de recensement et mode d'occupation	Total	Dwellings with: Logements pourvus de:					
		Powered washing machine Lessiveuse mécanique	Electric vacuum cleaner Aspirateur électrique	Telephone Téléphone	Radio	Passenger automobile Automobile de tourisme	None of listed con- veniences Aucune des commodités énumérées
<b>New Brunswick - Con. - fin</b>							
Carleton .....	5,580	3,745	1,140	2,780	4,935	2,560	420
Owned - Possédé .....	4,395	3,000	940	2,220	3,925	2,205	280
Rented - Loué .....	1,185	745	200	560	1,010	355	140
Charlotte .....	6,815	4,780	1,850	3,320	6,105	2,520	340
Owned - Possédé .....	5,180	3,625	1,515	2,590	4,580	2,055	265
Rented - Loué .....	1,635	1,155	335	730	1,525	465	--
Gloucester .....	9,930	4,030	930	2,250	7,690	1,685	1,765
Owned - Possédé .....	9,070	3,560	705	1,845	6,970	1,455	1,640
Rented - Loué .....	860	470	225	405	720	230	125
Kent .....	4,950	2,270	280	565	3,975	790	745
Owned - Possédé .....	4,610	2,105	265	520	3,715	745	695
Rented - Loué .....	340	165	--	--	260	--	--
Kings .....	6,030	3,750	1,775	2,980	5,460	2,610	345
Owned - Possédé .....	4,880	3,060	1,465	2,480	4,460	2,205	280
Rented - Loué .....	1,150	690	310	500	1,000	405	--
Madawaska .....	6,095	4,730	1,030	2,145	5,450	1,635	425
Owned - Possédé .....	4,440	3,390	675	1,345	3,940	1,260	310
Rented - Loué .....	1,655	1,340	355	800	1,510	375	115
Northumberland .....	8,750	4,740	1,420	2,990	7,450	2,045	910
Owned - Possédé .....	7,245	3,815	1,090	2,385	6,160	1,660	780
Rented - Loué .....	1,505	925	330	605	1,290	385	130
Queens .....	3,300	2,175	675	1,515	2,965	1,245	215
Owned - Possédé .....	2,900	1,905	600	1,325	2,615	1,115	175
Rented - Loué .....	400	270	--	190	350	130	--
Restigouche .....	6,820	4,555	1,445	2,520	5,820	1,525	700
Owned - Possédé .....	5,135	3,370	1,030	1,695	4,335	1,130	570
Rented - Loué .....	1,685	1,185	415	825	1,485	395	130
St. John .....	18,605	11,765	7,180	12,005	17,255	6,045	850
Owned - Possédé .....	6,610	4,590	3,350	4,510	6,160	3,050	285
Rented - Loué .....	11,995	7,175	3,830	7,495	11,095	2,995	565
Sunbury .....	2,100	1,475	420	785	1,825	710	150
Owned - Possédé .....	1,745	1,240	350	665	1,500	610	135
Rented - Loué .....	355	235	--	120	325	100	--
Victoria .....	4,065	3,025	945	1,680	3,580	1,325	315
Owned - Possédé .....	3,335	2,530	780	1,395	2,940	1,115	255
Rented - Loué .....	730	495	165	285	640	210	--
Westmorland .....	17,930	13,690	6,260	9,550	16,570	5,910	780
Owned - Possédé .....	12,270	9,610	4,135	5,980	11,245	4,220	555
Rented - Loué .....	5,660	4,080	2,125	3,570	5,325	1,690	225
York .....	10,555	7,745	3,710	6,505	9,625	4,285	585
Owned - Possédé .....	7,250	5,455	2,520	4,120	6,570	3,150	445
Rented - Loué .....	3,305	2,290	1,190	2,385	3,055	1,135	140
<b>Québec .....</b>	<b>858,785</b>	<b>645,075</b>	<b>283,335</b>	<b>499,565</b>	<b>802,540</b>	<b>231,940</b>	<b>27,310</b>
Owned - Possédé .....	<b>416,960</b>	<b>330,770</b>	<b>129,163</b>	<b>214,595</b>	<b>381,985</b>	<b>135,975</b>	<b>18,395</b>
Rented - Loué .....	<b>441,825</b>	<b>314,305</b>	<b>154,170</b>	<b>284,970</b>	<b>420,555</b>	<b>95,965</b>	<b>8,915</b>
Abitibi .....	16,535	10,840	2,135	5,095	13,510	3,295	1,945
Owned - Possédé .....	11,650	7,240	1,285	2,980	9,305	2,195	1,605
Rented - Loué .....	4,885	3,600	850	2,115	4,205	1,100	340
Argenteuil .....	6,065	4,605	1,700	3,530	5,520	2,475	260
Owned - Possédé .....	3,960	3,035	1,185	2,440	3,585	1,825	140
Rented - Loué .....	2,105	1,570	515	1,090	1,935	650	120
Arthabaska .....	7,300	6,375	1,840	3,845	6,860	2,065	170
Owned - Possédé .....	4,995	4,450	1,270	3,020	4,675	1,680	105
Rented - Loué .....	2,305	1,925	570	825	2,185	385	--
Bagot .....	4,125	3,660	695	2,140	3,695	1,405	150
Owned - Possédé .....	3,200	2,855	570	1,930	2,875	1,195	115
Rented - Loué .....	925	805	125	210	820	210	--

TABLE 41. Occupied dwellings by tenure showing specified living conveniences, for counties and census divisions, 1951 - Continued

TABLEAU 41. Logements occupés selon le mode d'occupation et possédant certaines commodités spécifiées de confort, comtés et divisions de recensement, 1951 - suite

County or census division, and tenure Comté ou division de recensement et mode d'occupation	Total	Dwellings with: Logements pourvus de:					
		Powered washing machine Lessiveuse mécanique	Electric vacuum cleaner Aspirateur électrique	Telephone Téléphone	Radio	Passenger automobile Automobile de tourisme	None of listed con- veniences Aucune des commodités énumérées
<b>Québec - Con. - suite</b>							
Beauce .....	10, 105	8, 795	1, 435	3, 800	9, 490	3, 255	250
Owned - Possédé .....	8, 500	7, 505	1, 235	3, 360	8, 000	2, 955	185
Rented - Loué .....	1, 605	1, 290	200	440	1, 490	300	--
Beauharnois .....	8, 355	7, 680	2, 415	5, 035	8, 030	2, 590	135
Owned - Possédé .....	4, 070	3, 790	1, 245	2, 600	3, 880	1, 580	--
Rented - Loué .....	4, 285	3, 890	1, 170	2, 435	4, 150	1, 010	--
Bellechasse .....	4, 645	3, 795	525	740	4, 170	1, 210	245
Owned - Possédé .....	4, 215	3, 475	435	635	3, 780	1, 090	210
Rented - Loué .....	430	320	--	105	390	120	--
Berthier .....	5, 160	4, 385	645	1, 395	4, 695	1, 085	205
Owned - Possédé .....	3, 895	3, 300	490	1, 030	3, 530	885	150
Rented - Loué .....	1, 265	1, 085	155	365	1, 165	200	--
Bonaventure .....	7, 070	3, 070	435	1, 350	5, 910	1, 200	890
Owned - Possédé .....	6, 530	2, 820	370	1, 200	5, 445	1, 065	825
Rented - Loué .....	540	250	--	150	465	135	--
Brome .....	3, 230	2, 125	795	1, 620	2, 785	1, 575	270
Owned - Possédé .....	2, 460	1, 645	630	1, 255	2, 150	1, 260	185
Rented - Loué .....	770	480	165	365	635	315	--
Chambly .....	17, 595	13, 740	6, 075	8, 635	16, 395	4, 585	515
Owned - Possédé .....	10, 895	8, 820	3, 980	5, 675	10, 180	3, 260	225
Rented - Loué .....	6, 700	4, 920	2, 095	2, 960	6, 215	1, 325	290
Champlain .....	16, 915	15, 270	5, 600	7, 795	16, 095	4, 045	375
Owned - Possédé .....	10, 455	9, 495	3, 545	4, 830	9, 930	2, 925	295
Rented - Loué .....	6, 460	5, 775	2, 055	2, 965	6, 165	1, 120	--
Charlevoix .....	4, 630	2, 680	575	2, 145	4, 285	570	185
Owned - Possédé .....	3, 600	2, 155	455	1, 735	3, 335	465	145
Rented - Loué .....	1, 030	525	120	410	950	105	--
Charlevoix-Est .....	2, 515	1, 250	395	1, 400	2, 355	380	--
Owned - Possédé .....	1, 855	960	290	1, 060	1, 740	280	--
Rented - Loué .....	660	290	105	340	615	100	--
Charlevoix-Ouest .....	2, 115	1, 430	180	745	1, 930	190	100
Owned - Possédé .....	1, 745	1, 195	165	675	1, 595	185	--
Rented - Loué .....	370	235	--	--	335	--	--
Châteauguay .....	4, 100	3, 530	930	2, 000	3, 895	1, 850	--
Owned - Possédé .....	3, 095	2, 700	800	1, 690	2, 940	1, 540	--
Rented - Loué .....	1, 005	830	130	310	955	310	--
Chicoutimi .....	18, 970	17, 310	6, 940	6, 750	18, 155	4, 140	225
Owned - Possédé .....	9, 180	8, 425	3, 500	3, 690	8, 755	2, 250	115
Rented - Loué .....	9, 790	8, 885	3, 440	3, 060	9, 400	1, 890	110
Compton .....	5, 180	4, 060	1, 395	2, 130	4, 605	2, 075	235
Owned - Possédé .....	4, 070	3, 165	1, 105	1, 800	3, 645	1, 790	155
Rented - Loué .....	1, 110	895	290	330	960	285	--
Deux-Montagnes .....	4, 740	3, 975	1, 030	2, 275	4, 440	1, 560	135
Owned - Possédé .....	3, 600	3, 075	825	1, 835	3, 370	1, 330	110
Rented - Loué .....	1, 140	900	205	440	1, 070	230	--
Dorchester .....	6, 135	5, 020	490	1, 250	5, 560	1, 710	305
Owned - Possédé .....	5, 475	4, 500	430	1, 120	4, 985	1, 620	260
Rented - Loué .....	660	520	--	130	575	--	--
Drummond .....	11, 000	9, 600	3, 715	5, 550	10, 315	3, 350	305
Owned - Possédé .....	5, 785	5, 060	2, 000	3, 200	5, 315	2, 085	190
Rented - Loué .....	5, 215	4, 540	1, 715	2, 350	5, 000	1, 265	115
Frontenac .....	5, 855	4, 650	920	2, 930	5, 285	1, 905	360
Owned - Possédé .....	4, 610	3, 660	710	2, 470	4, 165	1, 595	290
Rented - Loué .....	1, 245	990	210	460	1, 120	310	--
Gaspé .....	10, 690	3, 835	405	2, 420	8, 625	1, 115	1, 755
Owned - Possédé .....	9, 845	3, 460	345	2, 155	7, 915	965	1, 645
Rented - Loué .....	845	375	--	265	710	150	110
Gaspé-Est .....	6, 560	2, 090	240	1, 345	5, 010	685	1, 335
Owned - Possédé .....	6, 165	1, 905	200	1, 185	4, 695	610	1, 265
Rented - Loué .....	395	185	--	160	315	--	--

TABLE 41. Occupied dwellings by tenure showing specified living conveniences, for counties and census divisions, 1951 - Continued

TABLEAU 41. Logements occupés selon le mode d'occupation et possédant certaines commodités spécifiées de confort, comtés et divisions de recensement, 1951 - suite

County or census division, and tenure Comté ou division de recensement et mode d'occupation	Total	Dwellings with: Logements pourvus de:					
		Powered washing machine Lessiveuse mécanique	Electric vacuum cleaner Aspirateur électrique	Telephone Téléphone	Radio	Passenger automobile Automobile de tourisme	None of listed con- veniences Aucune des commodités énumérées
Québec - Con. - suite							
Gaspé - Con. - fin							
Gaspé-Ouest.....	2,480	1,410	165	645	2,175	360	225
Owned - Possédé .....	2,085	1,230	145	555	1,830	285	190
Rented - Loué .....	395	180	--	--	345	--	--
Îles-de-la-Madeleine	1,650	335	--	430	1,440	--	195
Owned - Possédé .....	1,595	325	--	415	1,390	--	190
Rented - Loué .....	--	--	--	--	--	--	--
Hull .....	19,430	14,800	4,030	9,255	17,725	5,895	955
Owned - Possédé .....	11,445	8,585	2,610	5,555	10,335	3,980	675
Rented - Loué .....	7,985	6,215	1,420	3,700	7,390	1,915	280
Gatineau .....	7,225	4,625	1,220	2,455	6,255	2,415	665
Owned - Possédé .....	5,525	3,550	955	1,910	4,770	1,975	520
Rented - Loué .....	1,700	1,075	265	545	1,485	440	145
Hull .....	12,205	10,175	2,810	6,800	11,470	3,480	290
Owned - Possédé .....	5,920	5,035	1,655	3,645	5,565	2,005	155
Rented - Loué .....	6,285	5,140	1,155	3,155	5,905	1,475	135
Huntingdon .....	3,315	2,560	800	1,930	2,935	1,825	260
Owned - Possédé .....	2,685	2,115	680	1,610	2,380	1,550	205
Rented - Loué .....	630	445	120	320	555	275	--
Iberville .....	2,850	2,565	745	1,775	2,555	1,125	--
Owned - Possédé .....	1,950	1,760	570	1,305	1,735	915	--
Rented - Loué .....	900	805	175	470	820	210	--
Joliette .....	7,445	6,495	1,700	4,015	6,900	1,855	220
Owned - Possédé .....	4,370	3,820	900	2,085	4,010	1,285	155
Rented - Loué .....	3,075	2,675	800	1,930	2,890	570	--
Kamouraska .....	4,680	3,815	630	1,140	4,305	960	230
Owned - Possédé .....	3,875	3,185	510	920	3,580	845	160
Rented - Loué .....	805	630	120	220	725	115	--
Labelle .....	5,235	3,060	315	695	4,335	805	625
Owned - Possédé .....	4,035	2,340	260	555	3,355	580	480
Rented - Loué .....	1,200	720	--	140	980	225	145
Lac-St-Jean .....	12,700	10,975	3,395	2,305	11,590	2,630	490
Owned - Possédé .....	9,075	7,875	2,530	1,685	8,200	1,980	390
Rented - Loué .....	3,625	3,100	865	620	3,390	650	100
Lac-St-Jean-Est .....	4,815	4,465	1,600	900	4,580	1,110	--
Owned - Possédé .....	3,090	2,900	1,110	650	2,935	790	--
Rented - Loué .....	1,725	1,565	490	250	1,645	320	--
Lac-St-Jean-Ouest .....	7,885	6,510	1,795	1,405	7,010	1,520	430
Owned - Possédé .....	5,985	4,975	1,420	1,035	5,265	1,190	350
Rented - Loué .....	1,900	1,535	375	370	1,745	330	--
Laprairie .....	3,955	3,080	560	1,310	3,450	1,250	290
Owned - Possédé .....	2,745	2,150	410	895	2,405	985	210
Rented - Loué .....	1,210	930	150	415	1,045	265	--
L'Assomption .....	4,975	4,155	920	1,745	4,620	1,295	130
Owned - Possédé .....	3,115	2,590	620	1,155	2,890	970	--
Rented - Loué .....	1,860	1,565	300	590	1,730	325	--
Lévis .....	8,315	6,995	2,520	5,540	7,945	2,465	200
Owned - Possédé .....	5,670	4,855	1,940	3,910	5,420	1,970	150
Rented - Loué .....	2,645	2,140	580	1,630	2,525	495	--
L'Islet .....	4,245	3,320	400	580	3,790	780	300
Owned - Possédé .....	3,750	2,965	335	500	3,350	715	260
Rented - Loué .....	495	355	--	--	440	--	--
Lotbinière .....	5,295	4,510	795	1,365	4,820	1,495	250
Owned - Possédé .....	4,765	4,105	725	1,270	4,355	1,380	195
Rented - Loué .....	530	405	--	--	465	115	--
Maskinongé .....	3,835	3,100	770	1,530	3,435	865	205
Owned - Possédé .....	2,845	2,255	580	1,080	2,570	675	170
Rented - Loué .....	990	845	190	450	865	190	--
Matane .....	10,745	7,300	915	2,250	9,490	1,660	770
Owned - Possédé .....	9,005	6,020	750	1,785	7,935	1,460	680
Rented - Loué .....	1,740	1,280	165	465	1,555	200	--

TABLE 41. Occupied dwellings by tenure showing specified living conveniences, for counties and census divisions, 1951 - Continued

TABLEAU 41. Logements occupés selon le mode d'occupation et possédant certaines commodités spécifiées de confort, comtés et divisions de recensement, 1951 - suite

County or census division, and tenure Comté ou division de recensement et mode d'occupation	Total	Dwellings with: Logements pourvus de:					
		Powered washing machine — Lessiveuse mécanique	Electric vacuum cleaner — Aspirateur électrique	Telephone — Téléphone	Radio	Passenger automobile — Automobile de tourisme	None of listed con- veniences — Aucune des commodités énumérées
Québec— Con.—suite							
Matane— Con.—fin							
Matane .....	5,275	3,895	570	1,325	4,765	835	305
Owned — Possédé .....	4,365	3,200	495	1,025	3,915	735	275
Rented — Loué .....	910	695	--	300	850	100	--
Matapédia .....	5,470	3,405	345	925	4,725	825	465
Owned — Possédé .....	4,640	2,820	255	760	4,020	725	405
Rented — Loué .....	830	585	--	165	705	100	--
Mégantic .....	8,955	7,755	2,625	4,155	8,300	2,905	250
Owned — Possédé .....	6,275	5,415	1,925	3,005	5,760	2,140	200
Rented — Loué .....	2,680	2,340	700	1,150	2,540	765	--
Missisquoi .....	5,635	4,625	2,075	3,675	5,255	2,365	140
Owned — Possédé .....	3,355	2,790	1,280	2,305	3,085	1,650	100
Rented — Loué .....	2,280	1,835	795	1,370	2,170	715	--
Montcalm .....	3,810	2,925	475	1,265	3,335	1,175	300
Owned — Possédé .....	2,895	2,230	345	940	2,485	980	265
Rented — Loué .....	915	695	130	325	850	195	--
Montmagny .....	4,660	3,605	550	1,070	4,250	915	210
Owned — Possédé .....	3,965	3,090	490	895	3,635	835	155
Rented — Loué .....	695	515	--	175	615	--	--
Montmorency .....	3,885	3,415	535	1,880	3,640	665	105
Owned — Possédé .....	2,895	2,515	375	1,430	2,690	550	--
Rented — Loué .....	990	900	160	450	950	115	--
Montmorency No. 1 .....	3,155	2,780	475	1,585	2,955	550	--
Owned — Possédé .....	2,290	1,975	325	1,200	2,115	455	--
Rented — Loué .....	865	805	150	385	840	--	--
Montmorency No. 2 (Île-d'Orléans) .....	730	635	--	295	685	115	--
Owned — Possédé .....	605	540	--	230	575	--	--
Rented — Loué .....	125	--	--	--	110	--	--
Montréal & Jésus Islands — Îles .....	325,830	223,515	151,735	251,650	314,040	87,355	3,860
Owned — Possédé .....	76,025	62,520	49,090	63,325	73,750	32,945	585
Rented — Loué .....	249,805	160,995	102,645	188,325	240,290	54,410	3,275
Jésus Island — Île .....	7,825	6,500	1,925	3,115	7,265	2,220	160
Owned — Possédé .....	4,670	4,010	1,245	2,085	4,320	1,590	105
Rented — Loué .....	3,155	2,490	680	1,030	2,945	630	--
Montréal Island — Île .....	318,005	217,015	149,810	248,535	306,775	85,135	3,700
Owned — Possédé .....	71,355	58,510	47,845	61,240	69,430	31,355	480
Rented — Loué .....	246,650	158,505	101,965	187,295	237,345	53,780	3,220
Napierville .....	1,905	1,715	285	620	1,735	810	--
Owned — Possédé .....	1,435	1,345	240	510	1,285	625	--
Rented — Loué .....	470	370	--	110	450	185	--
Nicolet .....	5,635	4,580	850	3,315	5,130	1,285	245
Owned — Possédé .....	4,775	3,900	740	2,995	4,370	1,120	175
Rented — Loué .....	860	680	110	320	760	165	--
Papineau .....	6,305	4,410	995	2,370	5,325	1,695	470
Owned — Possédé .....	4,725	3,295	730	1,745	4,000	1,365	335
Rented — Loué .....	1,580	1,115	265	625	1,325	330	135
Pontiac .....	4,570	2,380	720	1,635	3,715	1,920	560
Owned — Possédé .....	3,800	1,985	570	1,420	3,080	1,625	465
Rented — Loué .....	770	395	150	215	635	295	--
Portneuf .....	8,610	7,480	1,690	2,455	8,095	2,295	265
Owned — Possédé .....	6,295	5,515	1,295	1,755	5,885	1,710	215
Rented — Loué .....	2,315	1,965	395	700	2,210	585	--
Québec .....	50,610	37,875	17,620	36,860	49,205	13,070	520
Owned — Possédé .....	17,455	14,450	7,810	13,640	17,005	6,855	145
Rented — Loué .....	33,155	23,425	9,810	23,220	32,200	6,215	375
Richelieu .....	6,500	5,675	1,620	3,985	6,170	1,355	115
Owned — Possédé .....	3,850	3,390	1,035	2,500	3,675	980	--
Rented — Loué .....	2,650	2,285	585	1,485	2,495	375	--
Richmond .....	7,280	6,195	2,790	3,460	6,790	2,870	205
Owned — Possédé .....	4,460	3,735	1,775	2,445	4,115	1,955	155
Rented — Loué .....	2,820	2,460	1,015	1,015	2,675	915	--



TABLE 41. Occupied dwellings by tenure showing specified living conveniences, for counties and census divisions, 1951 - Continued

TABLEAU 41. Logements occupés selon le mode d'occupation et possédant certaines commodités spécifiées de confort, comtés et divisions de recensement, 1951 - suite

County or census division, and tenure Comté ou division de recensement et mode d'occupation	Total	Dwellings with: Logements pourvus de:					
		Powered washing machine Lessiveuse mécanique	Electric vacuum cleaner Aspirateur électrique	Telephone Téléphone	Radio	Passenger automobile Automobile de tourisme	None of listed con- veniences Aucune des commodités énumérées
<b>Québec - Con. - fin</b>							
Rimouski .....	8,865	7,055	1,475	3,155	8,055	1,845	435
Owned - Possédé .....	6,730	5,310	1,135	2,240	6,135	1,430	320
Rented - Loué .....	2,135	1,745	340	915	1,920	415	115
Rouville .....	4,305	3,650	1,320	2,200	3,955	1,715	120
Owned - Possédé .....	3,015	2,600	1,020	1,700	2,755	1,320	--
Rented - Loué .....	1,290	1,050	300	500	1,200	395	--
Saguenay .....	6,875	3,200	825	1,980	5,330	695	1,395
Owned - Possédé .....	5,340	2,190	410	1,240	3,920	420	1,290
Rented - Loué .....	1,535	1,010	415	740	1,410	275	105
Shefford .....	9,525	8,030	3,140	5,850	8,825	3,560	195
Owned - Possédé .....	5,280	4,565	1,790	3,410	4,770	2,340	135
Rented - Loué .....	4,245	3,465	1,350	2,440	4,055	1,220	--
Sherbrooke .....	14,105	11,765	6,345	10,525	13,230	4,950	340
Owned - Possédé .....	5,645	4,940	2,980	4,440	5,225	2,695	185
Rented - Loué .....	8,460	6,825	3,365	6,085	8,005	2,255	155
Soulanges .....	2,120	1,840	330	830	1,870	765	115
Owned - Possédé .....	1,615	1,415	260	710	1,435	660	--
Rented - Loué .....	505	425	--	120	435	105	--
Stanstead .....	7,805	6,575	2,655	4,060	7,155	3,075	220
Owned - Possédé .....	4,565	3,845	1,635	2,655	4,115	2,175	115
Rented - Loué .....	3,240	2,730	1,020	1,405	3,040	900	105
St-Hyacinthe .....	8,400	7,150	2,500	4,315	7,885	2,510	215
Owned - Possédé .....	3,875	3,385	1,220	2,135	3,585	1,575	120
Rented - Loué .....	4,525	3,765	1,280	2,180	4,300	935	--
St-Jean .....	6,175	5,455	2,070	4,230	5,870	2,235	110
Owned - Possédé .....	2,770	2,540	1,120	2,045	2,660	1,370	--
Rented - Loué .....	3,405	2,915	950	2,185	3,210	865	--
St-Maurice .....	19,190	17,205	8,010	13,095	18,570	4,855	260
Owned - Possédé .....	7,255	6,665	3,070	4,875	6,940	2,325	135
Rented - Loué .....	11,935	10,540	4,940	8,220	11,630	2,530	125
Témiscouingue .....	10,730	8,330	2,460	4,255	9,515	2,475	625
Owned - Possédé .....	5,910	4,505	1,010	2,110	5,130	1,365	415
Rented - Loué .....	4,820	3,825	1,450	2,145	4,385	1,110	210
Témiscouata .....	11,350	8,135	1,445	2,995	9,715	1,995	960
Owned - Possédé .....	9,260	6,550	1,205	2,310	7,900	1,635	790
Rented - Loué .....	2,090	1,585	240	685	1,815	360	170
Rivière-du-Loup .....	6,630	5,180	1,015	2,220	5,820	1,295	395
Owned - Possédé .....	5,210	4,075	840	1,645	4,565	1,040	310
Rented - Loué .....	1,420	1,105	175	575	1,255	255	--
Témiscouata .....	4,720	2,955	430	775	3,895	700	565
Owned - Possédé .....	4,050	2,475	365	665	3,335	595	480
Rented - Loué .....	670	480	--	110	560	105	--
Terrebonne .....	15,010	12,765	3,430	8,405	13,960	3,760	445
Owned - Possédé .....	8,785	7,595	2,150	4,890	8,100	2,530	265
Rented - Loué .....	6,225	5,170	1,280	3,515	5,860	1,230	180
Vaudreuil .....	4,075	3,515	1,325	2,475	3,845	1,655	--
Owned - Possédé .....	2,880	2,485	915	1,790	2,700	1,330	--
Rented - Loué .....	1,195	1,030	410	685	1,145	325	--
Verchères .....	3,785	3,240	1,070	1,560	3,355	1,230	120
Owned - Possédé .....	2,520	2,140	690	1,080	2,165	860	100
Rented - Loué .....	1,265	1,100	380	480	1,190	370	--
Wolfe .....	3,570	2,690	575	1,955	3,200	1,045	205
Owned - Possédé .....	3,020	2,295	500	1,795	2,715	930	165
Rented - Loué .....	550	395	--	160	485	115	--
Yamaska .....	3,290	2,595	605	1,420	3,005	930	175
Owned - Possédé .....	2,875	2,320	525	1,300	2,635	835	135
Rented - Loué .....	415	275	--	120	370	--	--

TABLE 41. Occupied dwellings by tenure showing specified living conveniences, for counties and census divisions, 1951 - Continued

TABLEAU 41. Logements occupés selon le mode d'occupation et possédant certaines commodités spécifiées de confort, comtés et divisions de recensement, 1951 - suite

County or census division, and tenure Comté ou division de recensement et mode d'occupation	Total	Dwellings with: Logements pourvus de:					
		Powered washing machine Lessiveuse mécanique	Electric vacuum cleaner Aspirateur électrique	Telephone Téléphone	Radio	Passenger automobile Automobile de tourisme	None of listed con- veniences Aucune des commodités énumérées
<b>Ontario</b> .....	<b>1,181,125</b>	<b>927,390</b>	<b>648,035</b>	<b>864,580</b>	<b>1,098,480</b>	<b>640,135</b>	<b>35,100</b>
Owned - Possédé .....	821,335	685,260	487,880	626,785	765,180	480,775	22,375
Rented - Loué .....	359,790	242,130	160,155	237,795	333,300	159,360	12,725
<b>Algoma</b> .....	<b>15,335</b>	<b>11,770</b>	<b>6,165</b>	<b>9,750</b>	<b>13,530</b>	<b>6,395</b>	<b>1,040</b>
Owned - Possédé .....	11,345	8,960	4,925	7,310	10,010	5,135	750
Rented - Loué .....	3,990	2,810	1,240	2,440	3,520	1,260	290
<b>Brant</b> .....	<b>19,845</b>	<b>16,790</b>	<b>12,230</b>	<b>14,980</b>	<b>18,460</b>	<b>10,850</b>	<b>665</b>
Owned - Possédé .....	13,875	12,260	9,325	11,100	12,910	8,165	435
Rented - Loué .....	5,970	4,530	2,905	3,880	5,550	2,685	230
<b>Bruce</b> .....	<b>11,770</b>	<b>8,890</b>	<b>4,960</b>	<b>7,950</b>	<b>10,725</b>	<b>7,740</b>	<b>455</b>
Owned - Possédé .....	9,745	7,430	4,275	6,860	8,890	6,630	375
Rented - Loué .....	2,025	1,460	685	1,090	1,835	1,110	--
<b>Carleton</b> .....	<b>58,580</b>	<b>43,775</b>	<b>32,650</b>	<b>48,690</b>	<b>55,340</b>	<b>29,075</b>	<b>1,285</b>
Owned - Possédé .....	28,125	23,310	18,065	24,170	26,355	16,825	555
Rented - Loué .....	30,455	20,465	14,585	24,520	28,985	12,250	730
<b>Cochrane</b> .....	<b>19,415</b>	<b>15,050</b>	<b>6,970</b>	<b>10,040</b>	<b>17,015</b>	<b>6,205</b>	<b>1,350</b>
Owned - Possédé .....	10,975	8,505	3,705	5,480	9,495	3,450	835
Rented - Loué .....	8,440	6,545	3,265	4,560	7,520	2,755	515
<b>Dufferin</b> .....	<b>4,230</b>	<b>3,140</b>	<b>1,540</b>	<b>3,105</b>	<b>3,840</b>	<b>2,880</b>	<b>185</b>
Owned - Possédé .....	3,550	2,675	1,315	2,675	3,230	2,515	145
Rented - Loué .....	680	465	225	430	610	365	--
<b>Dundas</b> .....	<b>4,295</b>	<b>3,415</b>	<b>1,500</b>	<b>2,745</b>	<b>3,870</b>	<b>2,415</b>	<b>180</b>
Owned - Possédé .....	3,300	2,700	1,255	2,275	2,965	1,975	130
Rented - Loué .....	995	715	-245	470	905	440	--
<b>Durham</b> .....	<b>8,620</b>	<b>6,425</b>	<b>3,825</b>	<b>6,010</b>	<b>7,945</b>	<b>5,360</b>	<b>240</b>
Owned - Possédé .....	6,365	4,875	3,005	4,785	5,895	4,140	155
Rented - Loué .....	2,255	1,550	820	1,225	2,050	1,220	--
<b>Elgin</b> .....	<b>15,330</b>	<b>13,095</b>	<b>8,880</b>	<b>11,870</b>	<b>14,255</b>	<b>9,880</b>	<b>275</b>
Owned - Possédé .....	10,980	9,750	6,945	9,150	10,200	7,340	175
Rented - Loué .....	4,350	3,345	1,935	2,720	4,055	2,540	100
<b>Essex</b> .....	<b>57,525</b>	<b>48,960</b>	<b>36,360</b>	<b>39,495</b>	<b>53,725</b>	<b>32,285</b>	<b>1,195</b>
Owned - Possédé .....	37,690	34,315	26,465	28,025	35,295	23,375	625
Rented - Loué .....	19,835	14,645	9,895	11,470	18,430	8,910	570
<b>Frontenac</b> .....	<b>16,010</b>	<b>11,980</b>	<b>7,535</b>	<b>11,385</b>	<b>14,940</b>	<b>8,565</b>	<b>550</b>
Owned - Possédé .....	9,370	7,405	4,795	7,080	8,745	5,420	300
Rented - Loué .....	6,640	4,575	2,740	4,305	6,195	3,145	250
<b>Glengarry</b> .....	<b>4,305</b>	<b>2,805</b>	<b>810</b>	<b>2,380</b>	<b>3,780</b>	<b>2,320</b>	<b>270</b>
Owned - Possédé .....	3,405	2,285	685	2,065	3,045	2,005	160
Rented - Loué .....	900	520	125	315	735	315	110
<b>Grenville</b> .....	<b>4,845</b>	<b>3,515</b>	<b>1,705</b>	<b>3,215</b>	<b>4,370</b>	<b>2,660</b>	<b>225</b>
Owned - Possédé .....	3,430	2,435	1,240	2,395	3,055	2,005	175
Rented - Loué .....	1,415	1,080	465	820	1,315	655	--
<b>Grey</b> .....	<b>16,565</b>	<b>12,410</b>	<b>7,145</b>	<b>12,365</b>	<b>15,160</b>	<b>10,555</b>	<b>700</b>
Owned - Possédé .....	13,335	10,300	5,980	10,335	12,300	8,980	475
Rented - Loué .....	3,230	2,110	1,165	2,030	2,860	1,575	225
<b>Haldimand</b> .....	<b>6,735</b>	<b>5,500</b>	<b>3,450</b>	<b>3,875</b>	<b>6,215</b>	<b>4,640</b>	<b>205</b>
Owned - Possédé .....	5,135	4,310	2,745	3,225	4,720	3,650	175
Rented - Loué .....	1,600	1,190	705	650	1,495	990	--
<b>Haliburton</b> .....	<b>2,050</b>	<b>1,310</b>	<b>605</b>	<b>700</b>	<b>1,750</b>	<b>1,225</b>	<b>140</b>
Owned - Possédé .....	1,710	1,100	525	600	1,450	1,025	110
Rented - Loué .....	340	210	--	100	300	200	--
<b>Halton</b> .....	<b>12,215</b>	<b>10,030</b>	<b>7,535</b>	<b>9,525</b>	<b>11,560</b>	<b>7,830</b>	<b>220</b>
Owned - Possédé .....	9,380	7,960	6,235	7,820	8,925	6,420	145
Rented - Loué .....	2,835	2,070	1,300	1,705	2,635	1,410	--
<b>Hastings</b> .....	<b>19,740</b>	<b>15,195</b>	<b>8,565</b>	<b>13,205</b>	<b>18,020</b>	<b>11,855</b>	<b>675</b>
Owned - Possédé .....	12,940	10,150	5,860	8,865	11,785	8,185	450
Rented - Loué .....	6,800	5,045	2,705	4,340	6,235	3,670	225
<b>Huron</b> .....	<b>13,870</b>	<b>10,870</b>	<b>6,325</b>	<b>10,870</b>	<b>12,975</b>	<b>9,500</b>	<b>335</b>
Owned - Possédé .....	10,895	8,785	5,220	9,095	10,250	7,725	215
Rented - Loué .....	2,975	2,085	1,105	1,775	2,725	1,775	120

TABLE 41. Occupied dwellings by tenure showing specified living conveniences, for counties and census divisions, 1951 - Continued

TABLEAU 41. Logements occupés selon le mode d'occupation et possédant certaines commodités spécifiées de confort, comtés et divisions de recensement, 1951 - suite

County or census division, and tenure Comté ou division de recensement et mode d'occupation	Total	Dwellings with: Logements pourvus de:					
		Powered washing machine Lessiveuse mécanique	Electric vacuum cleaner Aspirateur électrique	Telephone Téléphone	Radio	Passenger automobile Automobile de tourisme	None of listed con- veniences Aucune des commodités énumérées
<b>Ontario—Con.—suite</b>							
Kenora .....	10, 205	6, 210	3, 250	3, 980	8, 465	2, 835	1, 480
Owned — Possédé .....	6, 660	4, 410	2, 400	2, 790	5, 610	1, 990	830
Rented — Loué .....	3, 545	1, 800	850	1, 190	2, 855	845	650
Kent .....	22, 180	18, 245	11, 550	15, 595	20, 605	14, 180	650
Owned — Possédé .....	15, 270	13, 250	8, 940	11, 680	14, 315	10, 360	340
Rented — Loué .....	6, 910	4, 995	2, 610	3, 915	6, 290	3, 820	310
Lambton .....	20, 610	16, 855	11, 560	15, 665	18, 845	13, 360	505
Owned — Possédé .....	15, 835	13, 470	9, 605	12, 695	14, 590	10, 765	335
Rented — Loué .....	4, 775	3, 385	1, 955	2, 970	4, 255	2, 595	170
Lanark .....	9, 675	7, 255	4, 025	7, 005	8, 620	5, 325	420
Owned — Possédé .....	7, 095	5, 400	3, 080	5, 350	6, 340	4, 190	285
Rented — Loué .....	2, 580	1, 855	945	1, 655	2, 280	1, 135	135
Leeds .....	10, 295	7, 835	4, 510	7, 885	9, 480	6, 015	350
Owned — Possédé .....	6, 975	5, 460	3, 200	5, 495	6, 400	4, 360	220
Rented — Loué .....	3, 320	2, 375	1, 310	2, 390	3, 080	1, 655	130
Lennox & Addington .....	5, 440	3, 875	1, 810	2, 890	4, 870	3, 360	260
Owned — Possédé .....	4, 235	3, 070	1, 460	2, 375	3, 810	2, 690	190
Rented — Loué .....	1, 205	805	360	515	1, 060	670	--
Lincoln .....	24, 300	20, 105	14, 425	17, 605	22, 805	13, 750	690
Owned — Possédé .....	16, 845	14, 850	11, 020	13, 210	15, 980	10, 160	340
Rented — Loué .....	7, 455	5, 255	3, 405	4, 395	6, 825	3, 590	350
Manitoulin .....	2, 805	1, 700	820	1, 495	2, 370	1, 335	285
Owned — Possédé .....	2, 430	1, 485	735	1, 300	2, 050	1, 145	250
Rented — Loué .....	375	215	--	195	320	190	--
Middlesex .....	44, 090	34, 940	27, 070	32, 815	41, 955	26, 175	815
Owned — Possédé .....	30, 425	26, 175	20, 665	24, 200	29, 035	19, 620	455
Rented — Loué .....	13, 665	8, 765	6, 405	8, 615	12, 920	6, 555	360
Muskoka .....	6, 860	5, 140	2, 450	3, 890	6, 175	3, 340	355
Owned — Possédé .....	5, 480	4, 155	1, 975	3, 155	4, 925	2, 715	275
Rented — Loué .....	1, 380	985	475	735	1, 250	625	--
Nipissing .....	11, 485	8, 330	4, 280	6, 360	9, 790	3, 995	930
Owned — Possédé .....	8, 375	6, 290	3, 335	4, 695	7, 165	3, 055	660
Rented — Loué .....	3, 110	2, 040	945	1, 665	2, 625	940	270
Norfolk .....	11, 785	9, 890	5, 620	6, 395	10, 890	7, 840	420
Owned — Possédé .....	8, 215	7, 190	4, 395	4, 920	7, 675	5, 715	255
Rented — Loué .....	3, 570	2, 700	1, 225	1, 475	3, 215	2, 125	165
Northumberland .....	9, 495	7, 195	4, 160	7, 230	8, 605	5, 790	295
Owned — Possédé .....	6, 955	5, 465	3, 345	5, 635	6, 315	4, 530	195
Rented — Loué .....	2, 540	1, 730	815	1, 595	2, 290	1, 260	100
Ontario .....	23, 005	18, 785	12, 330	16, 160	21, 555	13, 875	585
Owned — Possédé .....	16, 485	13, 960	9, 620	12, 445	15, 450	10, 205	410
Rented — Loué .....	6, 520	4, 825	2, 710	3, 715	6, 105	3, 670	175
Oxford .....	16, 440	14, 315	9, 945	12, 590	15, 655	10, 870	275
Owned — Possédé .....	11, 660	10, 480	7, 690	9, 405	11, 125	8, 145	210
Rented — Loué .....	4, 780	3, 835	2, 255	3, 185	4, 530	2, 725	--
Parry Sound .....	7, 255	4, 430	1, 945	3, 275	6, 240	2, 740	590
Owned — Possédé .....	5, 795	3, 550	1, 545	2, 560	5, 015	2, 195	440
Rented — Loué .....	1, 460	880	400	715	1, 225	545	150
Peel .....	14, 505	12, 010	7, 810	9, 595	13, 750	9, 540	220
Owned — Possédé .....	10, 515	9, 075	6, 335	7, 705	9, 990	7, 370	140
Rented — Loué .....	3, 990	2, 935	1, 475	1, 890	3, 760	2, 170	--
Perth .....	14, 740	12, 605	8, 230	11, 730	13, 740	9, 360	330
Owned — Possédé .....	11, 430	10, 010	6, 745	9, 415	10, 650	7, 625	205
Rented — Loué .....	3, 310	2, 595	1, 485	2, 315	3, 090	1, 735	125
Peterborough .....	15, 985	12, 920	8, 600	11, 805	14, 835	8, 625	415
Owned — Possédé .....	11, 265	9, 335	6, 485	8, 730	10, 455	6, 540	300
Rented — Loué .....	4, 720	3, 585	2, 115	3, 075	4, 380	2, 085	115
Prescott .....	5, 590	4, 050	940	3, 035	4, 895	2, 220	385
Owned — Possédé .....	4, 245	3, 080	720	2, 380	3, 715	1, 845	260
Rented — Loué .....	1, 345	970	220	655	1, 180	375	125

TABLE 41. Occupied dwellings by tenure showing specified living conveniences, for counties and census divisions, 1951 - Continued

TABLEAU 41. Logements occupés selon le mode d'occupation et possédant certaines commodités spécifiées de confort, comtés et divisions de recensement, 1951 - suite

County or census division, and tenure Comté ou division de recensement et mode d'occupation	Total	Dwellings with: Logements pourvus de:					
		Powered washing machine Lessiveuse mécanique	Electric vacuum cleaner Aspirateur électrique	Telephone Téléphone	Radio	Passenger automobile Automobile de tourisme	None of listed con- veniences Aucune des commodités énumérées
<b>Ontario - Con. - fin</b>							
Prince Edward.....	5,310	4,020	2,155	3,780	4,930	3,290	180
Owned - Possédé.....	3,740	2,925	1,740	2,850	3,475	2,490	120
Rented - Loué.....	1,570	1,095	415	930	1,455	800	--
Rainy River.....	5,740	3,890	1,645	3,125	4,990	1,775	470
Owned - Possédé.....	4,590	3,140	1,290	2,515	3,985	1,480	385
Rented - Loué.....	1,150	750	355	610	1,005	295	--
Renfrew.....	15,655	10,655	5,020	9,300	14,145	8,375	725
Owned - Possédé.....	11,680	7,920	3,505	7,065	10,490	6,590	565
Rented - Loué.....	3,975	2,735	1,515	2,235	3,655	1,785	160
Russell.....	3,825	2,775	450	1,415	3,265	1,725	250
Owned - Possédé.....	3,115	2,255	350	1,170	2,675	1,425	190
Rented - Loué.....	710	520	100	245	590	300	--
Simcoe.....	27,390	20,760	11,990	18,785	25,245	15,125	940
Owned - Possédé.....	20,560	16,055	9,360	15,015	18,925	11,935	650
Rented - Loué.....	6,830	4,705	2,630	3,770	6,320	3,190	290
Stormont.....	11,705	9,590	3,960	8,450	11,075	5,430	265
Owned - Possédé.....	6,510	5,390	2,385	4,810	6,095	3,525	175
Rented - Loué.....	5,195	4,200	1,575	3,640	4,980	1,905	--
Sudbury.....	24,340	18,580	9,750	12,515	21,615	9,635	1,400
Owned - Possédé.....	14,050	10,945	5,550	7,410	12,295	5,640	880
Rented - Loué.....	10,290	7,635	4,200	5,105	9,320	3,995	520
Thunder Bay.....	26,860	21,090	13,880	16,005	24,185	10,715	1,715
Owned - Possédé.....	19,020	15,500	10,400	11,760	17,270	7,965	1,135
Rented - Loué.....	7,840	5,590	3,480	4,245	6,915	2,750	580
Timiskaming.....	12,730	9,540	4,555	7,830	11,360	4,510	865
Owned - Possédé.....	7,660	5,880	2,930	4,910	6,880	2,830	485
Rented - Loué.....	5,070	3,660	1,625	2,920	4,480	1,680	380
Victoria.....	7,830	5,830	3,520	5,580	7,235	4,795	240
Owned - Possédé.....	6,120	4,705	2,925	4,560	5,685	3,925	170
Rented - Loué.....	1,710	1,125	595	1,020	1,550	870	--
Waterloo.....	32,600	28,755	22,195	24,850	30,700	18,845	640
Owned - Possédé.....	23,180	21,565	17,195	18,905	21,830	14,485	385
Rented - Loué.....	9,420	7,190	5,000	5,945	8,870	4,360	255
Welland.....	32,345	28,085	19,165	24,405	30,480	19,210	755
Owned - Possédé.....	23,010	20,865	15,030	18,460	21,825	14,600	410
Rented - Loué.....	9,335	7,220	4,135	5,945	8,655	4,610	345
Wellington.....	17,765	14,710	9,980	13,305	16,615	11,340	370
Owned - Possédé.....	13,050	11,050	7,620	10,110	12,100	8,755	290
Rented - Loué.....	4,715	3,660	2,360	3,195	4,515	2,585	--
Wentworth.....	70,070	53,530	42,555	54,450	66,360	37,795	1,115
Owned - Possédé.....	47,735	40,505	32,535	39,250	45,420	27,995	560
Rented - Loué.....	22,335	13,025	10,020	15,200	20,940	9,800	555
York.....	288,935	223,965	193,130	241,630	274,660	150,805	4,725
Owned - Possédé.....	205,575	176,890	149,215	174,545	196,100	116,950	2,995
Rented - Loué.....	83,360	47,075	43,915	67,085	78,560	33,855	1,730
<b>Manitoba.....</b>	<b>202,400</b>	<b>140,160</b>	<b>83,305</b>	<b>111,425</b>	<b>186,890</b>	<b>86,915</b>	<b>9,210</b>
Owned - Possédé.....	144,645	107,565	60,640	80,240	133,100	68,290	6,720
Rented - Loué.....	57,755	32,595	22,665	31,185	53,790	18,625	2,490
Division No. 1.....	5,380	3,215	350	1,450	4,200	2,105	575
Owned - Possédé.....	4,735	2,920	320	1,305	3,745	1,895	445
Rented - Loué.....	645	295	--	145	455	210	130
Division No. 2.....	8,955	7,215	1,790	3,840	7,700	5,160	385
Owned - Possédé.....	7,630	6,265	1,550	3,370	6,560	4,455	300
Rented - Loué.....	1,325	950	240	470	1,140	705	--
Division No. 3.....	6,030	4,910	1,810	3,910	5,620	3,915	130
Owned - Possédé.....	4,685	3,875	1,515	3,160	4,405	3,065	100
Rented - Loué.....	1,345	1,035	295	750	1,215	850	--
Division No. 4.....	4,230	3,365	1,465	2,770	3,980	2,690	--
Owned - Possédé.....	3,165	2,510	1,190	2,150	2,985	2,030	--
Rented - Loué.....	1,065	855	275	620	995	660	--

TABLE 41. Occupied dwellings by tenure showing specified living conveniences, for counties and census divisions, 1951.—Continued

TABLEAU 41. Logements occupés selon le mode d'occupation et possédant certaines commodités spécifiées de confort, comtés et divisions de recensement, 1951 — suite

County or census division, and tenure Comté ou division de recensement et mode d'occupation	Total	Dwellings with: Logements pourvus de:					
		Powered washing machine Lessiveuse mécanique	Electric vacuum cleaner Aspirateur électrique	Telephone Téléphone	Radio	Passenger automobile Automobile de tourisme	None of listed conveniences Aucune des commodités énumérées
<b>Manitoba — Con.—fin</b>							
Division No. 5	13,900	9,350	4,600	4,060	12,665	5,130	815
Owned — Possédé	11,495	7,885	3,790	3,355	10,485	4,410	660
Rented — Loué	2,405	1,465	810	705	2,180	720	155
Division No. 6	88,090	63,180	50,075	62,460	84,680	33,355	1,660
Owned — Possédé	52,400	44,985	34,000	40,050	50,780	23,755	580
Rented — Loué	35,690	18,195	16,075	22,410	33,900	9,600	1,080
Division No. 7	10,740	8,325	4,965	6,230	10,115	5,595	275
Owned — Possédé	7,370	6,055	3,495	4,760	6,955	4,165	130
Rented — Loué	3,370	2,270	1,470	1,470	3,160	1,430	145
Division No. 8	5,435	4,210	2,170	3,260	5,045	3,080	215
Owned — Possédé	4,060	3,175	1,695	2,660	3,755	2,445	170
Rented — Loué	1,375	1,035	475	600	1,290	635	--
Division No. 9	15,240	11,520	7,295	9,515	14,475	6,665	420
Owned — Possédé	12,415	9,635	6,200	8,130	11,810	5,670	305
Rented — Loué	2,825	1,885	1,095	1,385	2,665	995	115
Division No. 10	5,040	3,475	1,155	2,430	4,645	2,830	235
Owned — Possédé	4,250	2,975	985	2,050	3,920	2,480	195
Rented — Loué	790	500	170	380	725	350	--
Division No. 11	7,030	5,040	2,370	4,065	6,545	4,355	335
Owned — Possédé	5,610	4,085	1,945	3,300	5,210	3,545	265
Rented — Loué	1,420	955	425	765	1,335	810	--
Division No. 12	5,640	2,845	540	815	4,865	2,255	540
Owned — Possédé	4,995	2,515	435	715	4,370	2,070	430
Rented — Loué	645	330	105	100	495	185	110
Division No. 13	6,320	3,535	1,200	1,890	5,575	2,615	600
Owned — Possédé	5,500	3,085	1,010	1,630	4,880	2,315	510
Rented — Loué	820	450	190	260	695	300	--
Division No. 14	6,185	3,155	885	1,870	5,445	3,380	460
Owned — Possédé	5,225	2,665	750	1,595	4,635	2,940	360
Rented — Loué	960	490	135	275	810	440	100
Division No. 15	3,210	1,840	370	1,230	2,845	1,610	200
Owned — Possédé	2,820	1,615	310	1,135	2,515	1,465	155
Rented — Loué	390	225	--	--	330	145	--
Division No. 16	10,975	4,980	2,265	1,630	8,490	2,175	2,270
Owned — Possédé	8,290	3,320	1,450	875	6,090	1,585	2,055
Rented — Loué	2,685	1,660	815	755	2,400	590	215
<b>Saskatchewan</b>	<b>221,435</b>	<b>147,930</b>	<b>56,325</b>	<b>108,560</b>	<b>203,955</b>	<b>110,205</b>	<b>10,760</b>
Owned — Possédé	164,800	111,855	40,980	81,100	151,730	85,315	8,140
Rented — Loué	56,635	36,075	15,345	27,460	52,225	24,890	2,620
Division No. 1	9,475	6,805	2,250	4,785	8,820	5,670	375
Owned — Possédé	7,205	5,195	1,735	3,835	6,700	4,420	300
Rented — Loué	2,270	1,610	515	950	2,120	1,250	--
Division No. 2	8,700	6,575	2,060	4,640	8,140	4,880	240
Owned — Possédé	6,080	4,670	1,525	3,245	5,690	3,360	180
Rented — Loué	2,620	1,905	535	1,395	2,450	1,520	--
Division No. 3	8,175	5,735	1,410	3,430	7,250	4,280	360
Owned — Possédé	6,165	4,370	1,075	2,670	5,520	3,310	245
Rented — Loué	2,010	1,365	335	760	1,730	970	115
Division No. 4	5,005	2,975	755	1,500	4,600	2,420	250
Owned — Possédé	3,845	2,360	580	1,160	3,515	1,980	200
Rented — Loué	1,160	615	175	340	1,085	490	--
Division No. 5	12,950	9,020	2,225	7,470	11,960	7,780	555
Owned — Possédé	10,470	7,285	1,730	6,285	9,660	6,430	455
Rented — Loué	2,480	1,735	495	1,185	2,300	1,350	100
Division No. 6	30,535	23,600	14,300	21,230	29,015	14,845	775
Owned — Possédé	19,735	16,460	9,575	14,000	18,825	10,610	475
Rented — Loué	10,800	7,140	4,725	7,230	10,190	4,235	300
Division No. 7	14,620	10,510	4,995	8,370	13,820	7,175	425
Owned — Possédé	9,620	7,530	3,535	5,845	9,180	5,205	210
Rented — Loué	5,000	2,980	1,460	2,525	4,640	1,970	215

**TABLE 41. Occupied dwellings by tenure showing specified living conveniences, for counties and census divisions, 1931 - Continued**

**TABLEAU 41. Logements occupés selon le mode d'occupation et possédant certaines commodités spécifiées de confort, comtés et divisions de recensement, 1931 - suite**

County or census division, and tenure  Comté ou division de recensement et mode d'occupation	Total	Dwellings with: Logements pourvus de:					
		Powered washing machine Lessiveuse mécanique	Electric vacuum cleaner Aspirateur électrique	Telephone Téléphone	Radio	Passenger automobile Automobile de tourisme	None of listed conveniences Aucune des commodités énumérées
<b>Saskatchewan - Con. - fin</b>							
Division No. 8 .....	10,230	7,410	2,560	4,000	9,465	5,600	315
Owned - Possédé .....	7,205	5,365	1,950	2,985	6,685	4,215	225
Rented - Loué .....	3,025	2,045	610	1,015	2,780	1,385	--
Division No. 9 .....	14,275	8,075	1,940	5,055	12,755	7,265	1,045
Owned - Possédé .....	11,575	6,480	1,420	3,955	10,280	5,925	875
Rented - Loué .....	2,700	1,595	520	1,100	2,475	1,340	170
Division No. 10 .....	9,580	5,540	1,240	4,470	8,675	5,210	620
Owned - Possédé .....	8,045	4,690	1,065	3,850	7,315	4,470	495
Rented - Loué .....	1,535	850	175	620	1,360	740	125
Division No. 11 .....	23,525	18,150	10,575	16,165	22,430	11,535	520
Owned - Possédé .....	16,005	13,190	7,670	11,400	15,285	8,535	315
Rented - Loué .....	7,520	4,960	2,905	4,765	7,145	3,000	205
Division No. 12 .....	7,795	5,230	1,650	4,420	7,390	3,845	245
Owned - Possédé .....	5,725	3,800	1,275	3,445	5,470	2,895	135
Rented - Loué .....	2,070	1,430	375	975	1,920	950	110
Division No. 13 .....	8,205	5,600	1,350	4,405	7,680	4,350	280
Owned - Possédé .....	6,135	4,190	1,085	3,405	5,760	3,315	190
Rented - Loué .....	2,070	1,410	265	1,000	1,920	1,035	--
Division No. 14 .....	16,360	9,265	2,035	3,930	14,715	7,285	1,085
Owned - Possédé .....	13,350	7,565	1,620	3,130	12,100	6,075	825
Rented - Loué .....	3,010	1,700	415	800	2,615	1,210	260
Division No. 15 .....	19,670	12,410	3,925	8,300	18,040	9,415	1,060
Owned - Possédé .....	15,630	10,085	2,970	6,760	14,365	7,660	785
Rented - Loué .....	4,040	2,325	955	1,540	3,675	1,755	275
Division No. 16 .....	11,250	5,955	1,705	3,615	10,140	4,855	825
Owned - Possédé .....	8,865	4,585	1,145	2,905	8,010	3,850	650
Rented - Loué .....	2,385	1,370	560	710	2,130	1,005	175
Division No. 17 .....	7,770	4,240	1,120	2,645	7,080	3,325	485
Owned - Possédé .....	6,330	3,415	875	2,190	5,815	2,760	350
Rented - Loué .....	1,440	825	245	455	1,265	565	135
Division No. 18 .....	3,335	835	230	130	1,980	470	1,300
Owned - Possédé .....	2,815	620	150	--	1,555	350	1,230
Rented - Loué .....	520	215	--	--	425	120	--
<b>Alberta .....</b>	<b>250,750</b>	<b>177,140</b>	<b>92,115</b>	<b>99,070</b>	<b>230,260</b>	<b>121,335</b>	<b>13,700</b>
Owned - Possédé .....	179,055	133,205	69,045	74,125	163,390	92,475	8,990
Rented - Loué .....	71,695	43,935	23,070	24,945	64,870	28,860	4,710
Division No. 1 .....	9,905	7,665	3,885	3,685	9,285	4,880	375
Owned - Possédé .....	6,555	5,405	2,800	2,665	6,290	3,445	145
Rented - Loué .....	3,350	2,260	1,085	1,020	2,995	1,435	230
Division No. 2 .....	18,645	14,125	7,485	7,185	16,965	8,880	1,130
Owned - Possédé .....	12,650	10,470	5,750	5,490	11,840	6,445	465
Rented - Loué .....	5,995	3,655	1,735	1,695	5,125	2,435	665
Division No. 3 .....	4,625	3,205	1,160	1,465	4,185	2,165	245
Owned - Possédé .....	3,295	2,320	870	1,000	2,950	1,600	185
Rented - Loué .....	1,330	885	290	465	1,235	565	--
Division No. 4 .....	7,960	6,200	3,000	3,645	7,350	4,810	375
Owned - Possédé .....	5,635	4,645	2,435	2,860	5,300	3,545	175
Rented - Loué .....	2,325	1,555	565	785	2,050	1,265	200
Division No. 5 .....	4,835	3,475	1,125	1,905	4,510	2,375	210
Owned - Possédé .....	3,725	2,630	815	1,455	3,485	1,890	160
Rented - Loué .....	1,110	845	310	450	1,025	485	--
Division No. 6 .....	55,095	42,115	31,805	33,355	52,685	27,750	1,275
Owned - Possédé .....	35,010	30,070	23,125	23,740	33,720	20,035	525
Rented - Loué .....	20,085	12,045	8,680	9,615	18,965	7,715	750
Division No. 7 .....	8,115	5,695	1,655	3,725	7,615	4,870	240
Owned - Possédé .....	6,330	4,560	1,320	3,045	5,985	3,900	160
Rented - Loué .....	1,785	1,135	335	680	1,630	970	--
Division No. 8 .....	19,225	14,480	5,780	7,525	17,645	11,345	965
Owned - Possédé .....	14,435	11,180	4,530	6,105	13,360	8,865	630
Rented - Loué .....	4,790	3,300	1,250	1,420	4,285	2,480	335

TABLE 41. Occupied dwellings by tenure showing specified living conveniences, for counties and census divisions, 1951 - Concluded

TABLEAU 41. Logements occupés selon le mode d'occupation et possédant certaines commodités spécifiées de confort, comtés et divisions de recensement, 1951 - fin

County or census division, and tenure Comté ou division de recensement et mode d'occupation	Total	Dwellings with: Logements pourvus de:					
		Powered washing machine Lessiveuse mécanique	Electric vacuum cleaner Aspirateur électrique	Telephone Téléphone	Radio	Passenger automobile Automobile de tourisme	None of listed conveniences Aucune des commodités énumérées
<b>Alberta - Con. - fin</b>							
Division No. 9	8,780	5,750	1,900	1,800	7,905	4,485	655
Owned - Possédé	6,880	4,480	1,400	1,470	6,240	3,540	515
Rented - Loué	1,900	1,270	500	330	1,665	945	140
Division No. 10	13,095	8,235	1,870	3,310	11,970	7,265	715
Owned - Possédé	11,015	7,040	1,590	2,830	10,120	6,225	580
Rented - Loué	2,080	1,195	280	480	1,850	1,040	135
Division No. 11	59,550	45,600	28,625	26,700	56,105	28,140	1,970
Owned - Possédé	39,650	33,220	21,415	19,665	37,755	20,905	1,000
Rented - Loué	19,900	12,380	7,210	7,035	18,350	7,235	970
Division No. 12	4,940	2,550	560	300	4,230	1,635	560
Owned - Possédé	3,605	1,895	375	225	3,160	1,235	335
Rented - Loué	1,335	655	185	--	1,070	400	225
Division No. 13	7,015	3,165	385	520	5,630	1,925	1,065
Owned - Possédé	6,120	2,790	315	455	4,980	1,680	865
Rented - Loué	895	375	--	--	650	245	200
Division No. 14	12,080	6,695	1,130	1,620	10,650	5,030	1,110
Owned - Possédé	10,440	5,880	950	1,390	9,225	4,385	930
Rented - Loué	1,640	815	180	230	1,425	645	180
Division No. 15	5,430	2,590	535	590	4,435	1,675	840
Owned - Possédé	4,295	2,080	385	390	3,530	1,365	645
Rented - Loué	1,135	510	150	200	905	310	195
Division No. 16	8,915	4,995	1,095	1,665	7,760	3,735	850
Owned - Possédé	7,245	4,055	880	1,300	6,365	3,100	660
Rented - Loué	1,670	940	215	365	1,395	635	190
Division No. 17	2,540	600	120	--	1,335	370	1,120
Owned - Possédé	2,170	485	--	--	1,085	315	1,015
Rented - Loué	370	115	--	--	250	--	105
<b>British Columbia</b>	<b>337,780</b>	<b>234,330</b>	<b>170,250</b>	<b>192,170</b>	<b>308,320</b>	<b>153,325</b>	<b>19,045</b>
Owned - Possédé	235,160	178,840	132,790	142,545	217,495	115,640	11,100
Rented - Loué	102,620	55,490	37,460	49,625	90,825	37,685	7,945
Division No. 1	7,700	5,545	3,265	1,920	6,675	3,170	700
Owned - Possédé	5,235	4,000	2,535	1,425	4,615	2,285	410
Rented - Loué	2,465	1,545	730	495	2,060	885	290
Division No. 2	17,125	12,840	7,755	8,255	15,170	6,645	1,375
Owned - Possédé	11,615	9,340	6,015	6,075	10,595	4,805	630
Rented - Loué	5,510	3,500	1,740	2,180	4,575	1,840	745
Division No. 3	22,455	16,785	10,130	11,040	20,375	12,075	1,375
Owned - Possédé	15,960	12,505	8,010	8,560	14,650	8,955	820
Rented - Loué	6,495	4,280	2,120	2,480	5,725	3,120	555
Division No. 4	189,320	136,100	104,450	120,505	176,275	87,405	7,335
Owned - Possédé	132,885	107,610	82,790	88,885	125,570	67,380	3,820
Rented - Loué	56,435	28,490	21,660	31,620	50,705	20,025	3,515
Division No. 5	64,305	43,270	35,090	39,950	59,900	32,605	2,735
Owned - Possédé	45,160	32,185	27,175	30,555	42,345	24,550	1,710
Rented - Loué	19,145	11,085	7,915	9,395	17,555	8,055	1,025
Division No. 6	12,035	6,335	3,320	3,935	10,000	4,530	1,610
Owned - Possédé	7,765	4,385	2,395	2,810	6,565	2,970	955
Rented - Loué	4,270	1,950	925	1,125	3,435	1,560	655
Division No. 7	4,775	3,190	1,770	1,945	4,155	1,145	460
Owned - Possédé	2,690	1,690	745	990	2,275	725	315
Rented - Loué	2,085	1,500	1,025	955	1,880	420	145
Division No. 8	10,975	5,120	2,080	2,105	8,255	3,635	2,185
Owned - Possédé	7,455	3,535	1,470	1,465	5,615	2,480	1,520
Rented - Loué	3,520	1,585	610	640	2,640	1,155	665
Division No. 9	4,995	2,900	1,725	1,980	4,040	950	765
Owned - Possédé	3,430	2,030	1,255	1,410	2,755	665	540
Rented - Loué	1,565	870	470	570	1,285	285	225
Division No. 10	4,095	2,245	665	535	3,475	1,165	505
Owned - Possédé	2,965	1,560	400	370	2,510	825	380
Rented - Loué	1,130	685	265	165	965	340	125

TABLE 42. Occupied dwellings by tenure showing specified living conveniences, for incorporated cities, towns, and villages of 10,000 population and over, 1951

TABLEAU 42. Logements occupés selon le mode d'occupation et possédant certaines commodités de confort spécifiées, cités, villes et villages constitués de 10,000 et plus, 1951

City, town or village, and tenure Cité, ville ou village et mode d'occupation	Total	Dwellings with: Logements pourvus de:					
		Powered washing machine Lessiveuse mécanique	Electric vacuum cleaner* Aspirateur électrique	Telephone Téléphone	Radio	Passenger automobile Automobile de tourisme	None of listed conveniences Aucune des commodités énumérées
<b>Newfoundland</b>							
St. John's .....	10,570	6,390	2,340	7,840	9,890	2,675	420
Owned - Possédé .....	6,520	4,360	1,915	5,430	6,225	1,970	145
Rented - Loué .....	4,050	2,030	425	2,410	3,665	705	275
<b>Prince Edward Island</b>							
Charlottetown .....	3,515	2,195	1,550	2,775	3,295	1,370	145
Owned - Possédé .....	1,595	1,110	880	1,365	1,520	775	--
Rented - Loué .....	1,920	1,085	670	1,410	1,775	595	100
<b>Nova Scotia</b>							
Dartmouth .....	3,450	2,605	1,610	2,960	3,255	1,015	125
Owned - Possédé .....	2,020	1,660	1,205	1,840	1,920	755	--
Rented - Loué .....	1,430	945	405	1,120	1,335	260	--
Glace Bay .....	5,325	4,410	1,610	3,005	4,845	1,245	335
Owned - Possédé .....	4,220	3,640	1,405	2,520	3,870	1,035	225
Rented - Loué .....	1,105	770	205	485	975	210	110
Halifax .....	18,710	11,540	7,795	15,550	17,405	6,485	910
Owned - Possédé .....	8,785	6,315	5,195	8,100	8,320	3,925	340
Rented - Loué .....	9,925	5,225	2,600	7,450	9,085	2,560	570
New Waterford .....	2,090	1,870	520	970	1,975	455	--
Owned - Possédé .....	1,625	1,510	465	840	1,540	420	--
Rented - Loué .....	465	360	--	130	435	--	--
Sydney .....	6,325	5,295	2,785	4,855	6,100	2,125	110
Owned - Possédé .....	4,350	3,835	2,225	3,525	4,185	1,590	--
Rented - Loué .....	1,975	1,460	560	1,330	1,915	535	--
Truro .....	2,810	1,805	1,315	2,330	2,650	1,120	--
Owned - Possédé .....	1,705	1,175	925	1,475	1,605	775	--
Rented - Loué .....	1,105	630	390	855	1,045	345	--
<b>New Brunswick</b>							
Edmundston .....	2,180	1,995	795	1,355	2,080	695	--
Owned - Possédé .....	1,165	1,100	480	700	1,105	405	--
Rented - Loué .....	1,015	895	315	655	975	290	--
Fredericton .....	4,255	3,200	2,060	3,665	4,060	1,710	110
Owned - Possédé .....	1,985	1,545	1,120	1,745	1,875	900	--
Rented - Loué .....	2,270	1,655	940	1,920	2,185	810	--
Moncton .....	6,595	5,185	3,600	5,370	6,275	2,495	200
Owned - Possédé .....	2,890	2,480	1,950	2,480	2,760	1,335	--
Rented - Loué .....	3,705	2,705	1,650	2,890	3,515	1,160	115
Saint John .....	13,180	8,040	5,065	9,050	12,280	3,755	530
Owned - Possédé .....	2,910	1,975	1,765	2,410	2,785	1,360	--
Rented - Loué .....	10,270	6,065	3,300	6,640	9,495	2,395	465
<b>Québec</b>							
Arvida .....	1,910	1,805	1,285	835	1,900	600	--
Owned - Possédé .....	385	370	265	175	385	125	--
Rented - Loué .....	1,525	1,435	1,020	660	1,515	475	--
Cap-de-la-Madeleine .....	3,795	3,555	1,510	2,015	3,710	850	--
Owned - Possédé .....	1,945	1,855	965	1,185	1,915	560	--
Rented - Loué .....	1,850	1,700	545	830	1,795	290	--



TABLE 42. Occupied dwellings by tenure showing specified living conveniences, for incorporated cities, towns, and villages of 10,000 population and over, 1951 - Continued

TABLEAU 42. Logements occupés selon le mode d'occupation et possédant certaines commodités de confort spécifiées, cités, villes et villages constitués de 10,000 et plus, 1951 - suite

City, town or village, and tenure Cité, ville ou village et mode d'occupation	Total	Dwellings with: Logements pourvus de:					
		Powered washing machine Lessiveuse mécanique	Electric vacuum cleaner Aspirateur électrique	Telephone Téléphone	Radio	Passenger automobile Automobile de tourisme	None of listed con- veniences Aucune des commodités énumérées
<b>Québec - Con. - suite</b>							
Chicoutimi .....	3,875	3,545	1,675	2,130	3,715	875	--
Owned - Possédé .....	1,625	1,550	910	1,145	1,590	490	--
Rented - Loué .....	2,250	1,995	765	985	2,125	385	--
Drummondville .....	3,160	2,825	1,620	1,940	3,120	945	--
Owned - Possédé .....	1,020	910	630	745	1,010	400	--
Rented - Loué .....	2,140	1,915	990	1,195	2,110	545	--
Granby .....	4,990	4,395	2,175	3,495	4,840	1,680	--
Owned - Possédé .....	1,960	1,820	1,055	1,580	1,900	850	--
Rented - Loué .....	3,030	2,575	1,120	1,915	2,940	830	--
Grand'Mère .....	2,390	2,240	1,080	1,700	2,345	640	--
Owned - Possédé .....	955	910	520	700	950	365	--
Rented - Loué .....	1,435	1,330	560	1,000	1,395	275	--
Hull .....	9,325	7,960	2,315	5,910	8,870	2,570	185
Owned - Possédé .....	4,175	3,715	1,345	3,050	3,985	1,445	--
Rented - Loué .....	5,150	4,245	970	2,860	4,885	1,125	--
Jacques-Cartier .....	4,780	3,255	440	1,265	4,220	765	280
Owned - Possédé .....	3,285	2,465	360	1,090	2,955	660	120
Rented - Loué .....	1,495	790	--	175	1,265	105	160
Joliette .....	3,250	2,990	1,125	2,490	3,130	800	--
Owned - Possédé .....	1,030	965	485	870	1,000	395	--
Rented - Loué .....	2,220	2,025	640	1,620	2,130	405	--
Jonquères .....	3,755	3,575	1,435	890	3,650	935	--
Owned - Possédé .....	1,640	1,610	815	565	1,580	565	--
Rented - Loué .....	2,115	1,965	620	325	2,070	370	--
Lachine .....	6,385	5,310	3,365	5,045	6,215	2,045	--
Owned - Possédé .....	2,675	2,340	1,810	2,255	2,600	1,155	--
Rented - Loué .....	3,710	2,970	1,555	2,790	3,615	890	--
Lasalle .....	2,790	2,280	1,045	1,905	2,635	835	--
Owned - Possédé .....	1,235	1,025	510	875	1,145	440	--
Rented - Loué .....	1,555	1,255	535	1,030	1,490	395	--
Lévis .....	2,435	2,085	900	1,930	2,355	650	--
Owned - Possédé .....	1,385	1,260	650	1,235	1,340	465	--
Rented - Loué .....	1,050	825	250	695	1,015	185	--
Longueuil .....	2,485	2,020	1,315	1,765	2,420	805	--
Owned - Possédé .....	1,225	1,035	820	985	1,195	500	--
Rented - Loué .....	1,260	985	495	780	1,225	305	--
Magog .....	2,725	2,445	985	1,435	2,570	860	--
Owned - Possédé .....	1,140	1,050	525	780	1,070	485	--
Rented - Loué .....	1,585	1,395	460	655	1,500	375	--
Montréal .....	247,485	164,425	107,990	190,940	238,060	60,020	3,260
Owned - Possédé .....	43,215	34,875	28,305	37,575	41,950	17,540	315
Rented - Loué .....	204,270	129,550	79,685	153,365	196,110	42,480	2,945
Montréal N. ....	2,985	2,405	960	1,920	2,850	775	--
Owned - Possédé .....	1,675	1,410	635	1,245	1,605	530	--
Rented - Loué .....	1,310	995	325	675	1,245	245	--
Mont-Royal .....	3,110	2,420	2,880	2,970	3,055	2,260	--
Owned - Possédé .....	2,210	1,930	2,095	2,140	2,165	1,770	--
Rented - Loué .....	900	490	785	830	890	490	--
Outremont .....	7,420	4,305	5,610	7,145	7,290	3,260	--
Owned - Possédé .....	2,375	1,835	2,115	2,325	2,335	1,635	--
Rented - Loué .....	5,045	2,470	3,495	4,820	4,955	1,625	--
Québec .....	34,970	24,860	13,035	27,370	34,135	8,015	285
Owned - Possédé .....	8,540	6,835	4,530	7,445	8,365	3,190	--
Rented - Loué .....	26,430	18,025	8,505	19,925	25,770	4,825	245
Rimouski .....	2,100	1,970	635	1,485	2,075	650	--
Owned - Possédé .....	1,125	1,080	405	835	1,115	395	--
Rented - Loué .....	975	890	230	650	960	255	--
Rouyn .....	3,015	2,535	675	1,510	2,815	620	--
Owned - Possédé .....	1,125	1,000	310	695	1,050	290	--
Rented - Loué .....	1,890	1,535	365	815	1,765	330	--

TABLE 42. Occupied dwellings by tenure showing specified living conveniences, for incorporated cities, towns, and villages of 10,000 population and over, 1951 - Continued

TABLEAU 42. Logements occupés selon le mode d'occupation et possédant certaines commodités de confort spécifiées, cités, villes et villages constitués de 10,000 et plus, 1951 - suite

City, town or village, and tenure Cité, ville ou village et mode d'occupation	Total	Dwellings with: Logements pourvus de:					
		Powered washing machine Lessiveuse mécanique	Electric vacuum cleanser Aspirateur électrique	Telephone Téléphone	Radio	Passenger automobile Automobile de tourisme	None of listed con- veniences Aucune des commodités énumérées
<b>Québec - Con.-fin</b>							
St-Hyacinthe .....	4,420	3,715	1,650	2,375	4,190	1,055	--
Owned - Possédé .....	1,175	1,060	650	750	1,140	420	--
Rented - Loué .....	3,245	2,655	1,000	1,625	3,050	635	--
St-Jean .....	4,090	3,610	1,510	2,995	3,890	1,090	--
Owned - Possédé .....	1,320	1,240	710	1,100	1,265	480	--
Rented - Loué .....	2,770	2,370	800	1,895	2,625	610	--
St-Jérôme (Terrebonne Co.) .....	3,990	3,680	1,290	2,900	3,885	900	--
Owned - Possédé .....	1,470	1,415	570	1,135	1,410	395	--
Rented - Loué .....	2,520	2,265	720	1,765	2,475	505	--
St-Laurent .....	4,975	3,655	3,165	4,380	4,840	1,660	--
Owned - Possédé .....	1,910	1,695	1,450	1,785	1,860	890	--
Rented - Loué .....	3,065	1,960	1,715	2,595	2,980	770	--
St-Michel .....	2,255	1,915	715	1,210	2,195	505	--
Owned - Possédé .....	1,395	1,255	495	790	1,360	325	--
Rented - Loué .....	860	660	220	420	835	180	--
Shawinigan Falls .....	5,670	5,335	2,935	4,215	5,570	1,550	--
Owned - Possédé .....	1,310	1,285	865	1,100	1,270	505	--
Rented - Loué .....	4,360	4,050	2,070	3,115	4,300	1,045	--
Sherbrooke .....	11,545	9,725	5,470	8,945	10,980	3,740	175
Owned - Possédé .....	3,785	3,460	2,340	3,260	3,600	1,765	--
Rented - Loué .....	7,760	6,265	3,130	5,685	7,380	1,975	120
Sillery .....	2,155	1,690	1,425	1,910	2,110	1,255	--
Owned - Possédé .....	1,440	1,185	1,140	1,395	1,430	1,015	--
Rented - Loué .....	715	505	285	515	680	240	--
Sorel .....	3,065	2,750	915	1,995	2,910	570	--
Owned - Possédé .....	1,400	1,315	555	1,025	1,340	375	--
Rented - Loué .....	1,665	1,435	360	970	1,570	195	--
Thetford Mines .....	3,330	3,060	1,515	2,240	3,255	1,210	--
Owned - Possédé .....	1,945	1,840	1,080	1,435	1,910	805	--
Rented - Loué .....	1,385	1,220	435	805	1,345	405	--
Trois-Rivières .....	9,530	8,330	4,335	7,075	9,295	2,205	--
Owned - Possédé .....	2,670	2,445	1,610	2,185	2,635	915	--
Rented - Loué .....	6,860	5,885	2,725	4,890	6,660	1,290	--
Valleyfield (Salaberry-de-) .....	4,890	4,535	1,525	3,245	4,775	1,270	--
Owned - Possédé .....	2,020	1,895	770	1,490	1,970	655	--
Rented - Loué .....	2,870	2,640	755	1,755	2,805	615	--
Verdun .....	19,805	14,910	11,310	17,035	19,320	5,325	110
Owned - Possédé .....	3,130	2,645	2,315	2,860	3,080	1,215	--
Rented - Loué .....	16,675	12,265	8,995	14,175	16,240	4,110	--
Victoriaville .....	2,890	2,585	1,075	1,365	2,775	725	--
Owned - Possédé .....	1,335	1,255	625	730	1,295	460	--
Rented - Loué .....	1,555	1,330	450	635	1,480	265	--
Westmount .....	6,260	3,390	5,125	6,065	6,135	2,870	--
Owned - Possédé .....	3,180	2,270	2,960	3,140	3,135	2,045	--
Rented - Loué .....	3,080	1,120	2,165	2,925	3,000	825	--
<b>Ontario</b>							
Barrie .....	3,525	2,755	2,115	2,905	3,375	1,830	--
Owned - Possédé .....	2,225	1,900	1,550	2,000	2,140	1,220	--
Rented - Loué .....	1,300	855	565	905	1,235	610	--
Belleville .....	5,465	4,620	3,275	4,630	5,205	3,120	--
Owned - Possédé .....	2,945	2,665	2,070	2,615	2,815	1,805	--
Rented - Loué .....	2,520	1,955	1,205	2,015	2,390	1,315	--
Brantford .....	10,375	8,910	7,015	8,290	9,760	4,640	240
Owned - Possédé .....	6,410	5,865	4,870	5,455	6,045	3,075	110
Rented - Loué .....	3,965	3,045	2,145	2,835	3,715	1,565	130
Brockville .....	3,385	2,835	2,040	2,935	3,265	1,645	--
Owned - Possédé .....	1,635	1,420	1,120	1,465	1,555	880	--
Rented - Loué .....	1,750	1,415	920	1,470	1,710	765	--

TABLE 42. Occupied dwellings by tenure showing specified living conveniences, for incorporated cities, towns, and villages of 10,000 population and over, 1951 - Continued

TABLEAU 42. Logements occupés selon le mode d'occupation et possédant certaines commodités de confort spécifiées, cités, villes et villages constitués de 10,000 et plus, 1951 - suite

City, town or village, and tenure — Cité, ville ou village et mode d'occupation	Total	Dwellings with: — Logements pourvus de:						None of listed conveniences — Aucune des commodités énumérées
		Powered washing machine — Lessiveuse mécanique	Electric vacuum cleaner — Aspirateur électrique	Telephone — Téléphone	Radio	Passenger automobile — Automobile de tourisme		
<b>Ontario - Con. - suite</b>								
Chatham .....	6,105	4,890	3,585	4,760	5,770	3,340	135	
Owned - Possédé .....	3,440	3,060	2,465	2,985	3,310	2,080	--	
Rented - Loué .....	2,665	1,830	1,120	1,775	2,460	1,260	--	
Cornwall .....	4,100	3,485	1,780	3,420	3,970	1,725	--	
Owned - Possédé .....	1,730	1,550	870	1,525	1,655	780	--	
Rented - Loué .....	2,370	1,935	910	1,895	2,315	945	--	
Eastview .....	3,190	2,645	1,270	2,180	3,120	1,285	--	
Owned - Possédé .....	1,450	1,240	690	1,200	1,430	640	--	
Rented - Loué .....	1,740	1,405	580	980	1,690	645	--	
Forest Hill .....	4,250	3,155	3,825	4,105	4,100	3,585	--	
Owned - Possédé .....	2,885	2,675	2,740	2,800	2,795	2,635	--	
Rented - Loué .....	1,365	480	1,085	1,305	1,305	950	--	
Fort William .....	9,300	8,150	5,700	7,300	8,750	3,865	235	
Owned - Possédé .....	6,675	6,175	4,350	5,375	6,305	2,845	130	
Rented - Loué .....	2,625	1,975	1,350	1,925	2,445	1,020	105	
Galt .....	5,470	4,745	3,910	4,495	5,295	2,735	--	
Owned - Possédé .....	3,520	3,195	2,795	3,150	3,435	1,895	--	
Rented - Loué .....	1,950	1,550	1,115	1,345	1,860	840	--	
Guelph .....	7,105	5,975	4,740	5,960	6,840	3,750	--	
Owned - Possédé .....	4,320	3,830	3,175	3,790	4,125	2,445	--	
Rented - Loué .....	2,785	2,145	1,565	2,170	2,715	1,305	--	
Hamilton .....	55,340	41,915	34,440	44,050	52,650	27,545	770	
Owned - Possédé .....	36,090	30,905	25,555	30,465	34,490	19,565	350	
Rented - Loué .....	19,250	11,010	8,885	13,585	18,160	7,980	420	
Kingston .....	8,710	6,665	4,990	7,165	8,285	4,300	195	
Owned - Possédé .....	4,115	3,480	2,900	3,680	3,920	2,255	--	
Rented - Loué .....	4,595	3,185	2,090	3,485	4,365	2,045	120	
Kitchener .....	11,570	9,960	8,355	8,845	11,175	6,025	155	
Owned - Possédé .....	7,500	7,120	6,190	6,330	7,310	4,360	--	
Rented - Loué .....	4,070	2,840	2,165	2,515	3,865	1,665	--	
Leaside .....	4,645	4,110	4,155	4,545	4,520	3,555	--	
Owned - Possédé .....	3,780	3,600	3,525	3,730	3,690	2,975	--	
Rented - Loué .....	865	510	630	815	830	580	--	
London .....	26,385	20,565	17,420	20,770	25,380	13,615	385	
Owned - Possédé .....	15,895	14,010	12,260	13,745	15,340	9,075	175	
Rented - Loué .....	10,490	6,555	5,160	7,025	10,040	4,540	210	
Mimico .....	3,015	2,470	2,100	2,160	2,945	1,740	--	
Owned - Possédé .....	2,130	1,975	1,560	1,675	2,080	1,200	--	
Rented - Loué .....	885	495	540	485	865	540	--	
New Toronto .....	2,360	2,135	1,580	1,880	2,305	1,115	--	
Owned - Possédé .....	1,790	1,660	1,255	1,475	1,740	845	--	
Rented - Loué .....	570	475	325	405	565	270	--	
Niagara Falls .....	6,105	5,220	3,995	5,295	5,835	3,165	--	
Owned - Possédé .....	3,920	3,645	3,020	3,635	3,785	2,290	--	
Rented - Loué .....	2,185	1,575	975	1,660	2,050	875	--	
North Bay .....	4,400	3,740	2,585	3,780	4,110	1,700	160	
Owned - Possédé .....	3,005	2,755	1,955	2,710	2,810	1,235	100	
Rented - Loué .....	1,395	985	630	1,070	1,300	465	--	
Orillia .....	3,430	2,755	1,825	2,945	3,275	1,790	--	
Owned - Possédé .....	2,435	2,080	1,445	2,180	2,345	1,290	--	
Rented - Loué .....	995	675	380	765	930	500	--	
Oshawa .....	11,225	9,615	7,045	9,265	10,705	6,440	175	
Owned - Possédé .....	8,245	7,480	5,610	7,060	7,910	4,935	105	
Rented - Loué .....	2,980	2,135	1,435	2,205	2,795	1,505	--	
Ottawa .....	48,965	36,570	29,100	42,680	46,570	23,565	925	
Owned - Possédé .....	21,260	18,135	15,370	19,555	20,150	12,515	300	
Rented - Loué .....	27,705	18,435	13,730	23,125	26,420	11,050	625	
Owen Sound .....	4,465	3,715	2,720	3,650	4,230	2,450	--	
Owned - Possédé .....	3,080	2,675	2,035	2,615	2,925	1,790	--	
Rented - Loué .....	1,385	1,040	685	1,035	1,305	660	--	

**TABLE 42. Occupied dwellings by tenure showing specified living conveniences, for incorporated cities, towns, and villages of 10,000 population and over, 1951 - Continued**

**TABLEAU 42. Logements occupés selon le mode d'occupation et possédant certaines commodités de confort spécifiées, cités, villes et villages constitués de 10,000 et plus, 1951 - suite**

City, town or village, and tenure Cité, ville ou village et mode d'occupation	Total	Dwellings with: Logements pourvus de:					
		Powered washing machine Lessiveuse mécanique	Electric vacuum cleaner Aspirateur électrique	Telephone Téléphone	Radio	Passenger automobile Automobile de tourisme	None of listed con- veniences Aucune des commodités énumérées
<b>Ontario - Con. - fin</b>							
Pembroke .....	3,045	2,465	1,165	2,300	2,900	1,360	--
Owned - Possédé .....	2,220	1,875	915	1,725	2,105	1,035	--
Rented - Loué .....	825	590	250	575	795	325	--
Peterborough .....	10,020	8,630	6,360	8,225	9,515	5,000	125
Owned - Possédé .....	6,370	5,775	4,585	5,615	6,100	3,520	--
Rented - Loué .....	3,650	2,855	1,775	2,610	3,415	1,480	--
Port Arthur .....	8,425	7,200	5,075	6,565	8,040	3,540	140
Owned - Possédé .....	6,275	5,625	4,120	5,075	6,025	2,765	--
Rented - Loué .....	2,150	1,575	955	1,490	2,015	775	--
St. Catharines .....	10,380	8,520	7,065	8,015	9,760	5,045	255
Owned - Possédé .....	6,595	5,935	5,095	5,540	6,245	3,410	120
Rented - Loué .....	3,785	2,585	1,970	2,475	3,515	1,635	135
St. Thomas .....	5,540	4,715	3,990	4,815	5,345	2,985	--
Owned - Possédé .....	3,450	3,195	2,860	3,210	3,350	1,975	--
Rented - Loué .....	2,090	1,520	1,130	1,605	1,995	1,010	--
Sarnia .....	9,380	8,130	6,255	7,635	8,820	5,445	190
Owned - Possédé .....	6,620	6,125	4,975	5,750	6,255	4,095	--
Rented - Loué .....	2,760	2,005	1,280	1,885	2,565	1,350	--
Sault Ste. Marie .....	7,855	6,845	4,400	6,610	7,360	3,640	185
Owned - Possédé .....	5,330	4,925	3,385	4,650	4,970	2,715	110
Rented - Loué .....	2,525	1,920	1,015	1,960	2,390	925	--
Stratford .....	5,445	4,770	3,465	4,585	5,255	2,835	--
Owned - Possédé .....	3,650	3,335	2,610	3,295	3,540	2,025	--
Rented - Loué .....	1,795	1,435	855	1,290	1,715	810	--
Sudbury .....	9,450	7,680	4,550	7,125	9,000	3,945	220
Owned - Possédé .....	4,435	4,020	2,630	3,800	4,255	2,080	--
Rented - Loué .....	5,015	3,660	1,920	3,325	4,745	1,865	155
Timmins .....	6,920	5,895	3,095	5,270	6,435	2,070	230
Owned - Possédé .....	3,380	3,160	1,770	2,915	3,215	1,085	--
Rented - Loué .....	3,540	2,735	1,325	2,355	3,220	985	165
Toronto .....	157,175	113,030	102,155	141,230	148,990	66,765	2,460
Owned - Possédé .....	97,795	80,685	71,350	91,130	93,195	46,060	1,195
Rented - Loué .....	59,380	32,345	30,805	50,100	55,795	20,705	1,265
Trenton .....	2,770	2,280	1,245	2,045	2,610	1,370	--
Owned - Possédé .....	1,490	1,310	820	1,235	1,410	825	--
Rented - Loué .....	1,280	970	425	810	1,200	545	--
Waterloo .....	3,045	2,830	2,400	2,515	2,955	1,895	--
Owned - Possédé .....	2,170	2,095	1,815	1,945	2,115	1,430	--
Rented - Loué .....	875	735	585	570	840	465	--
Welland .....	3,935	3,430	2,615	3,040	3,665	2,285	165
Owned - Possédé .....	2,585	2,330	1,855	2,170	2,400	1,595	105
Rented - Loué .....	1,350	1,100	760	870	1,265	690	--
Windsor .....	31,815	26,680	21,535	23,065	29,985	15,735	510
Owned - Possédé .....	17,300	16,025	13,760	14,010	16,360	9,685	200
Rented - Loué .....	14,515	10,655	7,775	9,055	13,625	6,050	310
Woodstock .....	4,635	4,090	3,185	3,825	4,420	2,450	--
Owned - Possédé .....	2,740	2,535	2,120	2,345	2,625	1,545	--
Rented - Loué .....	1,895	1,555	1,065	1,480	1,795	905	--
<b>Manitoba</b>							
Brandon .....	5,360	4,055	2,980	2,995	5,125	2,435	135
Owned - Possédé .....	3,430	2,940	2,040	2,120	3,285	1,680	--
Rented - Loué .....	1,930	1,115	940	875	1,840	755	--
St. Boniface .....	6,625	5,235	3,930	4,285	6,415	2,640	--
Owned - Possédé .....	4,070	3,670	2,840	2,980	3,975	1,895	--
Rented - Loué .....	2,555	1,565	1,090	1,305	2,440	745	--
Winnipeg .....	64,630	44,445	38,445	48,175	62,265	22,335	1,130
Owned - Possédé .....	34,280	29,800	24,460	28,375	33,370	14,620	225
Rented - Loué .....	30,350	14,645	13,985	19,800	28,895	7,715	905

**TABLE 42. Occupied dwellings by tenure showing specified living conveniences, for incorporated cities, towns, and villages of 10,000 population and over, 1951 - Concluded**

**TABLEAU 42. Logements occupés selon le mode d'occupation et possédant certaines commodités de confort spécifiées, cités, villes et villages constitués de 10,000 et plus, 1951 - fin**

City, town or village, and tenure — Cité, ville ou village et mode d'occupation	Total	Dwellings with: — Logements pourvus de:					
		Powered washing machine — Lessiveuse mécanique	Electric vacuum cleaner — Aspirateur électrique	Telephone — Téléphone	Radio	Passenger automobile — Automobile de tourisme	None of listed con- veniences — Aucune des commodités énumérées
<b>Saskatchewan</b>							
Moose Jaw .....	7,320	5,555	3,995	5,035	7,065	3,100	180
Owned - Possédé .....	4,170	3,800	2,710	3,240	4,105	2,160	--
Rented - Loué .....	3,150	1,755	1,285	1,795	2,960	940	150
Prince Albert .....	4,355	3,200	1,865	2,195	4,110	1,900	165
Owned - Possédé .....	2,725	2,275	1,260	1,465	2,635	1,320	--
Rented - Loué .....	1,630	925	605	730	1,475	580	115
Regina .....	19,160	15,455	11,700	14,650	18,455	8,175	335
Owned - Possédé .....	11,060	10,160	7,495	8,890	10,755	5,375	120
Rented - Loué .....	8,100	5,295	4,205	5,760	7,700	2,800	215
Saskatoon .....	14,980	12,130	8,785	11,315	14,465	6,690	200
Owned - Possédé .....	9,585	8,620	6,205	7,595	9,300	4,785	--
Rented - Loué .....	5,395	3,510	2,580	3,720	5,165	1,905	105
<b>Alberta</b>							
Calgary .....	37,710	28,950	25,330	26,035	36,640	18,025	560
Owned - Possédé .....	22,240	20,165	18,025	18,010	21,855	12,525	100
Rented - Loué .....	15,470	8,785	7,305	8,025	14,785	5,500	460
Edmonton .....	42,925	34,110	25,065	22,720	41,025	19,265	970
Owned - Possédé .....	26,325	23,800	18,410	16,325	25,565	13,610	255
Rented - Loué .....	16,600	10,310	6,655	6,395	15,460	5,655	715
Lethbridge .....	6,580	5,280	3,665	2,955	6,220	3,080	235
Owned - Possédé .....	3,955	3,550	2,635	2,115	3,830	2,150	--
Rented - Loué .....	2,625	1,730	1,030	840	2,390	930	190
Medicine Hat .....	4,925	4,060	2,620	2,185	4,700	2,205	125
Owned - Possédé .....	2,910	2,590	1,755	1,415	2,800	1,415	--
Rented - Loué .....	2,015	1,470	865	770	1,900	790	--
<b>British Columbia</b>							
New Westminster .....	7,985	6,020	4,535	5,510	7,445	3,815	350
Owned - Possédé .....	5,345	4,565	3,580	4,140	5,090	2,820	135
Rented - Loué .....	2,640	1,455	955	1,370	2,355	995	215
North Vancouver .....	4,535	3,525	2,690	3,270	4,250	1,695	170
Owned - Possédé .....	3,355	2,780	2,270	2,655	3,155	1,280	110
Rented - Loué .....	1,180	745	420	615	1,095	415	--
Penticton .....	3,110	2,640	1,910	2,375	2,945	1,785	--
Owned - Possédé .....	2,290	1,980	1,535	1,775	2,185	1,335	--
Rented - Loué .....	820	660	375	600	760	450	--
Trail .....	3,150	2,740	1,920	2,330	3,020	1,355	100
Owned - Possédé .....	1,715	1,625	1,270	1,475	1,665	785	--
Rented - Loué .....	1,435	1,115	650	855	1,355	570	--
Vancouver .....	101,330	69,575	61,785	78,435	95,145	43,000	3,285
Owned - Possédé .....	63,885	52,985	46,455	53,760	61,325	31,100	1,090
Rented - Loué .....	37,445	16,590	15,330	24,675	33,820	11,900	2,195
Victoria .....	15,780	9,270	9,630	11,640	15,020	6,665	390
Owned - Possédé .....	9,195	6,250	6,645	7,685	8,855	4,380	160
Rented - Loué .....	6,585	3,020	2,985	3,955	6,165	2,285	230

**TABLE 43. Occupied dwellings by tenure showing specified living conveniences, for census metropolitan areas, 1951**  
**TABLEAU 43. Logements occupés selon le mode d'occupation et possédant certaines commodités de confort spécifiées, zones métropolitaines de recensement, 1951**

Census metropolitan area and tenure  Zone métropolitaine de recensement et mode d'occupation	Total	Dwellings with: Logements pourvus de:					
		Powered washing machine — Lessiveuse mécanique	Electric vacuum cleaner — Aspirateur électrique	Telephone — Téléphone	Radio	Passenger automobile — Automobile de tourisme	None of listed con- veniences — Aucune des commodités énumérées
Calgary .....	40,235	30,860	26,430	26,745	39,025	19,360	620
Owned — Possédé .....	24,135	21,625	18,895	18,620	23,660	13,590	120
Rented — Loué .....	16,100	9,235	7,535	8,125	15,365	5,770	500
Edmonton .....	46,395	36,735	26,080	23,285	44,235	20,850	1,125
Owned — Possédé .....	28,880	25,855	19,305	16,815	27,990	14,845	345
Rented — Loué .....	17,515	10,880	6,775	6,470	16,245	6,005	780
Halifax .....	29,640	19,285	11,315	22,730	27,400	10,100	1,465
Owned — Possédé .....	16,230	11,815	7,760	13,035	15,095	6,590	710
Rented — Loué .....	13,410	7,470	3,555	9,695	12,305	3,510	755
Hamilton .....	68,640	52,580	42,740	53,950	65,420	36,625	990
Owned — Possédé .....	46,655	39,835	32,670	38,810	44,700	27,165	465
Rented — Loué .....	21,985	12,745	10,070	15,140	20,720	9,460	525
London .....	32,835	26,065	21,650	25,235	31,565	18,205	455
Owned — Possédé .....	21,170	18,675	15,985	17,635	20,430	12,945	215
Rented — Loué .....	11,665	7,390	5,665	7,600	11,135	5,260	240
Montréal .....	334,705	230,030	155,430	256,230	322,275	89,300	4,185
Owned — Possédé .....	81,570	66,815	51,570	66,415	78,940	34,330	700
Rented — Loué .....	253,135	163,215	103,860	189,815	243,335	54,970	3,485
Ottawa .....	66,265	51,195	34,115	53,100	63,085	29,200	1,245
Owned — Possédé .....	29,895	25,685	18,470	25,500	28,440	15,865	455
Rented — Loué .....	36,370	25,510	15,645	27,600	34,645	13,335	790
Québec .....	54,930	42,075	19,475	40,920	53,485	14,130	485
Owned — Possédé .....	19,910	16,945	9,175	16,235	19,455	7,570	130
Rented — Loué .....	35,020	25,130	10,300	24,685	34,030	6,560	355
Saint John .....	19,735	12,440	7,685	12,780	18,365	6,600	865
Owned — Possédé .....	7,480	5,130	3,770	5,145	7,040	3,510	290
Rented — Loué .....	12,255	7,310	3,915	7,635	11,325	3,090	575
St. John's (Nfld.) .....	12,995	7,375	2,495	8,465	11,920	3,140	735
Owned — Possédé .....	8,565	5,210	2,055	5,970	7,935	2,375	410
Rented — Loué .....	4,430	2,165	440	2,495	3,985	765	325
Toronto .....	273,200	211,075	184,625	231,060	259,940	140,175	4,285
Owned — Possédé .....	193,405	166,655	142,125	166,060	184,690	108,560	2,670
Rented — Loué .....	79,795	44,420	42,500	65,000	75,250	31,615	1,615
Vancouver .....	153,975	110,650	91,220	110,925	144,440	69,900	5,160
Owned — Possédé .....	105,445	87,260	71,860	80,980	100,615	53,165	2,275
Rented — Loué .....	48,530	23,390	19,360	29,945	43,825	16,735	2,885
Victoria .....	31,620	20,490	21,015	23,315	30,280	16,335	675
Owned — Possédé .....	22,010	15,540	16,380	17,595	21,290	12,460	315
Rented — Loué .....	9,610	4,950	4,635	5,720	8,990	3,875	360
Windsor .....	41,595	35,270	27,400	29,020	39,125	21,970	700
Owned — Possédé .....	25,605	23,490	19,075	19,340	24,140	15,135	335
Rented — Loué .....	15,990	11,780	8,325	9,680	14,985	6,835	365
Winnipeg .....	95,955	70,225	56,855	68,125	92,550	35,295	1,535
Owned — Possédé .....	58,770	50,970	39,815	44,930	57,125	25,515	490
Rented — Loué .....	37,185	19,255	17,040	23,195	35,425	9,780	1,045

TABLE 44: Occupied dwellings by tenure showing household size, for provinces, rural farm, rural non-farm, and urban size groups, 1951

TABLEAU 44. Logements occupés selon le mode d'occupation, et importance numérique du ménage, provinces, régions rurales agricoles, rurales non agricoles, et urbaines par groupe d'importance, 1951

Locality and tenure Localité et mode d'occupation	Total	Households by number of persons Ménages selon le nombre de personnes										Average number of persons per household Moyenne de personnes par ménage
		1	2	3	4	5	6	7	8	9	10 +	
<b>CANADA</b> .....	<b>3,469,295</b>	<b>252,435</b>	<b>711,110</b>	<b>688,025</b>	<b>645,515</b>	<b>439,875</b>	<b>268,235</b>	<b>158,900</b>	<b>95,945</b>	<b>58,595</b>	<b>90,660</b>	<b>4.0</b>
Owned - Possédé .....	2,236,955	152,180	440,890	433,980	422,845	299,855	188,635	114,305	70,280	44,135	69,830	4.1
Rented - Loué .....	1,172,340	100,255	270,220	254,045	222,670	140,020	79,580	44,595	25,665	14,460	20,830	3.7
Rural - Rurale .....	1,254,260	114,970	234,740	226,765	215,160	163,110	107,765	70,185	45,205	29,210	47,150	4.2
Owned - Possédé .....	1,028,780	92,245	190,535	180,365	170,480	133,445	91,575	60,585	40,050	26,285	43,215	4.3
Rented - Loué .....	225,480	22,725	44,205	46,400	44,680	29,665	16,190	9,600	5,155	2,925	3,935	3.8
Farm - Agricole .....	629,785	45,110	98,680	110,860	109,020	88,035	61,530	40,805	26,595	17,805	31,345	4.5
Owned - Possédé .....	570,280	39,740	88,815	99,220	96,770	79,196	56,610	37,860	25,055	16,885	30,110	4.6
Rented - Loué .....	59,525	5,370	9,865	11,640	12,250	8,840	4,920	2,945	1,540	920	1,235	4.0
Non-farm - Non agricole .....	624,475	69,860	136,060	115,905	106,140	75,075	46,235	29,380	18,610	11,405	15,805	3.8
Owned - Possédé .....	458,520	52,505	101,720	81,145	73,710	54,250	34,965	22,725	14,995	9,400	13,105	3.9
Rented - Loué .....	165,955	17,355	34,340	34,760	32,430	20,825	11,270	6,655	3,615	2,005	2,700	3.7
Urban - Urbaine .....	2,155,035	137,465	476,370	461,260	430,355	276,765	160,470	88,715	50,740	29,385	43,510	3.9
Owned - Possédé .....	1,208,175	59,935	250,355	253,615	252,365	166,410	97,080	53,720	30,230	17,850	26,615	4.0
Rented - Loué .....	946,860	77,530	226,015	207,645	177,990	110,355	63,390	34,995	20,510	11,535	16,895	3.7
100,000 and over - 100,000 et plus .....	848,640	59,160	195,550	178,910	164,950	105,685	61,360	33,815	19,770	11,385	18,055	3.8
Owned - Possédé .....	390,930	16,030	79,415	83,180	84,625	54,950	31,620	16,935	9,720	5,665	8,790	4.0
Rented - Loué .....	457,710	43,130	116,135	95,730	80,325	50,735	29,740	16,880	10,050	5,720	9,265	3.7
30,000-99,999 .....	375,015	20,810	83,425	84,900	78,535	48,960	26,855	13,850	7,690	4,285	5,705	3.8
Owned - Possédé .....	227,045	9,530	46,830	51,255	50,385	31,980	17,390	9,020	4,615	2,645	3,395	3.9
Rented - Loué .....	147,970	11,280	36,595	33,645	28,150	16,980	9,465	4,830	3,075	1,640	2,310	3.6
10,000-29,999 .....	369,795	20,525	79,515	80,715	76,735	48,825	27,635	15,385	8,590	4,955	6,915	3.9
Owned - Possédé .....	220,445	10,405	46,100	46,030	46,770	30,490	17,550	9,805	5,370	3,180	4,745	4.0
Rented - Loué .....	149,350	10,120	33,415	34,685	29,965	18,335	10,085	5,580	3,220	1,775	2,170	3.7
Under 10,000 - Moins de 10,000 .....	561,585	36,970	117,880	116,735	110,135	73,295	44,620	25,665	14,690	8,760	12,835	4.0
Owned - Possédé .....	369,755	23,970	78,010	73,150	70,585	48,990	30,520	17,960	10,525	6,360	9,685	4.0
Rented - Loué .....	191,830	13,000	39,870	43,585	39,550	24,305	14,100	7,705	4,165	2,400	3,150	3.8
<b>Newfoundland</b> .....	<b>70,980</b>	<b>2,555</b>	<b>8,830</b>	<b>11,655</b>	<b>11,795</b>	<b>10,585</b>	<b>8,440</b>	<b>6,045</b>	<b>4,175</b>	<b>2,950</b>	<b>3,950</b>	<b>5.0</b>
Owned - Possédé .....	61,540	2,305	7,775	9,955	9,980	8,955	7,325	5,430	3,780	2,590	3,445	5.0
Rented - Loué .....	9,440	250	1,055	1,700	1,815	1,630	1,115	615	395	360	505	4.9
Rural - Rurale .....	41,245	1,650	5,485	6,580	6,595	6,010	4,730	3,695	2,610	1,735	2,155	4.9
Owned - Possédé .....	39,435	1,585	5,250	6,275	6,240	5,715	4,520	3,560	2,520	1,675	2,095	4.9
Rented - Loué .....	1,810	--	235	305	355	295	210	135	--	--	--	4.7
Farm - Agricole .....	2,890	--	320	405	385	470	250	280	255	170	265	5.5
Owned - Possédé .....	2,825	--	315	395	380	455	225	275	255	170	265	5.5
Rented - Loué .....	--	--	--	--	--	--	--	--	--	--	--	--
Non-farm - Non agricole .....	38,355	1,560	5,165	6,175	6,210	5,540	4,480	3,415	2,355	1,565	1,890	4.9
Owned - Possédé .....	36,610	1,495	4,935	5,880	5,860	5,260	4,295	3,285	2,265	1,505	1,830	4.9
Rented - Loué .....	1,745	--	230	295	350	280	185	130	--	--	--	4.7
Urban - Urbaine .....	29,735	905	3,345	5,075	5,200	4,575	3,710	2,350	1,565	1,215	1,795	5.0
Owned - Possédé .....	22,105	720	2,525	3,680	3,740	3,240	2,805	1,870	1,260	915	1,350	5.0
Rented - Loué .....	7,630	185	820	1,395	1,460	1,335	905	480	305	300	445	4.9
30,000-99,999 .....	10,570	300	1,350	1,930	1,885	1,715	1,415	650	390	375	560	4.8
Owned - Possédé .....	6,520	190	865	1,185	1,165	1,000	910	420	270	230	285	4.8
Rented - Loué .....	4,050	110	485	745	720	715	505	230	120	145	275	4.9
Under 10,000 - Moins de 10,000 .....	19,165	605	1,995	3,145	3,315	2,860	2,295	1,700	1,175	840	1,235	5.1
Owned - Possédé .....	15,585	530	1,660	2,495	2,575	2,240	1,895	1,450	990	685	1,065	5.2
Rented - Loué .....	3,580	--	335	650	740	620	400	250	185	155	170	4.9
<b>Prince Edward Island</b> .....	<b>22,455</b>	<b>1,660</b>	<b>3,920</b>	<b>4,315</b>	<b>3,755</b>	<b>3,100</b>	<b>2,190</b>	<b>1,410</b>	<b>885</b>	<b>450</b>	<b>770</b>	<b>4.3</b>
Owned - Possédé .....	18,305	1,440	3,185	3,440	2,935	2,530	1,775	1,180	780	390	650	4.3
Rented - Loué .....	4,150	220	735	875	820	570	415	230	105	--	120	4.2
Rural - Rurale .....	16,880	1,390	2,920	3,115	2,795	2,270	1,585	1,085	745	375	600	4.3
Owned - Possédé .....	15,325	1,300	2,625	2,840	2,450	2,060	1,440	980	700	355	575	4.4
Rented - Loué .....	1,655	--	295	276	345	210	145	105	--	--	--	4.1

TABLE 44. Occupied dwellings by tenure showing household size, for provinces, rural farm, rural non-farm, and urban size groups, 1951 - Continued

TABLEAU 44. Logements occupés selon le mode d'occupation, et importance numérique du ménage, provinces, régions rurales agricoles, rurales non agricoles, et urbaines par groupe d'importance, 1951 - suite

Locality and tenure Localité et mode d'occupation	Total	Households by number of persons Ménages selon le nombre de personnes										Average number of persons per household Moyenne de personnes par ménage
		1	2	3	4	5	6	7	8	9	10+	
<b>Prince Edward Island - Con. - fin</b>												
<b>Rural - Con. - Rurale - fin</b>												
Farm - Agricole	10,650	750	1,725	1,985	1,770	1,405	1,060	790	490	245	430	4.5
Owned - Possédé	10,280	715	1,650	1,945	1,705	1,365	1,005	755	485	235	420	4.5
Rented - Loué	370	--	--	--	--	--	--	--	--	--	--	4.3
Non-farm - Non agricole	6,230	640	1,195	1,130	1,025	865	525	295	255	130	170	4.1
Owned - Possédé	5,045	585	975	895	745	695	435	225	215	120	155	4.1
Rented - Loué	1,185	--	220	235	280	170	--	--	--	--	--	4.0
Urban - Urbaine	5,575	270	1,000	1,200	960	830	605	325	140	--	170	4.2
Owned - Possédé	2,980	140	560	600	485	470	335	200	--	--	--	4.2
Rented - Loué	2,595	130	440	600	475	360	270	125	--	--	--	4.2
10,000-29,999	3,515	170	630	740	630	525	395	185	--	--	110	4.2
Owned - Possédé	1,595	--	315	340	260	245	175	--	--	--	--	4.1
Rented - Loué	1,920	--	315	400	370	280	220	--	--	--	--	4.3
Under 10,000 - Moins de 10,000	2,060	100	370	460	330	305	210	140	--	--	--	4.2
Owned - Possédé	1,385	--	245	260	225	225	160	105	--	--	--	4.4
Rented - Loué	675	--	125	200	105	--	--	--	--	--	--	3.8
<b>Nova Scotia</b>												
Owned - Possédé	149,535	10,570	26,960	29,395	27,210	20,825	13,705	8,985	4,935	2,670	4,300	4.2
Rented - Loué	113,945	8,180	20,315	21,255	20,190	16,160	10,805	7,265	4,095	2,145	3,535	4.2
Total	35,610	2,390	6,645	8,140	7,020	4,665	2,900	1,720	840	525	765	4.0
<b>Rural - Rurale</b>												
Owned - Possédé	71,125	6,380	13,325	13,365	12,200	9,340	6,145	4,485	2,485	1,355	2,045	4.1
Rented - Loué	62,865	5,725	11,985	11,485	10,555	8,250	5,465	4,025	2,270	1,200	1,905	4.1
Total	8,260	655	1,340	1,880	1,645	1,090	680	460	215	155	140	4.0
<b>Farm - Agricole</b>												
Owned - Possédé	25,750	1,740	4,470	4,735	4,220	3,585	2,485	1,960	1,065	585	905	4.4
Rented - Loué	24,345	1,625	4,195	4,500	3,995	3,400	2,360	1,835	1,015	550	870	4.4
Total	1,405	115	275	235	225	185	125	125	--	--	--	4.2
<b>Non-farm - Non agricole</b>												
Owned - Possédé	45,375	4,640	8,855	8,630	7,980	5,755	3,660	2,525	1,420	770	1,140	4.0
Rented - Loué	38,520	4,100	7,790	6,985	6,560	4,850	3,105	2,190	1,255	650	1,035	4.0
Total	6,855	540	1,065	1,645	1,420	905	555	335	165	120	105	3.9
<b>Urban - Urbaine</b>												
Owned - Possédé	78,430	4,190	13,635	16,030	15,010	11,485	7,560	4,500	2,450	1,315	2,255	4.2
Rented - Loué	51,080	2,455	8,330	9,770	9,635	7,910	5,340	3,240	1,825	945	1,630	4.4
Total	27,350	1,735	5,305	6,260	5,375	3,575	2,220	1,260	625	370	625	4.0
<b>30,000-99,999</b>												
Owned - Possédé	25,035	1,215	4,210	4,940	4,725	3,805	2,595	1,505	815	410	815	4.3
Rented - Loué	13,135	445	1,815	2,385	2,555	2,230	1,595	890	490	220	510	4.6
Total	11,900	770	2,395	2,555	2,170	1,575	1,000	615	325	190	305	4.0
<b>10,000-29,999</b>												
Owned - Possédé	13,675	605	2,220	2,535	2,585	2,195	1,405	870	510	290	460	4.4
Rented - Loué	9,570	345	1,345	1,705	1,810	1,615	1,070	665	435	245	335	4.6
Total	4,105	260	875	830	775	580	335	205	--	--	125	4.0
<b>Under 10,000 - Moins de 10,000</b>												
Owned - Possédé	39,720	2,370	7,205	8,555	7,700	5,485	3,560	2,125	1,125	615	980	4.1
Rented - Loué	28,375	1,665	5,170	5,680	5,270	4,065	2,675	1,685	900	480	785	4.2
Total	11,345	705	2,035	2,875	2,430	1,420	885	440	225	135	195	3.9
<b>New Brunswick</b>												
Owned - Possédé	114,010	6,685	19,690	21,815	19,835	15,250	10,235	7,275	4,650	3,385	5,190	4.4
Rented - Loué	81,210	4,810	13,120	14,155	13,520	10,820	7,750	5,770	3,840	2,810	4,615	4.6
Total	32,800	1,875	6,570	7,660	6,315	4,430	2,485	1,505	810	575	575	3.9
<b>Rural - Rurale</b>												
Owned - Possédé	62,225	3,755	9,350	10,375	9,875	8,385	6,075	4,760	3,230	2,445	3,975	4.8
Rented - Loué	54,710	3,350	8,095	8,940	8,480	7,180	5,450	4,230	2,990	2,265	3,730	4.8
Total	7,515	405	1,255	1,435	1,395	1,205	625	530	240	180	245	4.3
<b>Farm - Agricole</b>												
Owned - Possédé	27,865	1,115	3,680	4,010	4,185	3,595	3,265	2,380	1,805	1,310	2,520	5.2
Rented - Loué	26,860	1,065	3,525	3,865	3,980	3,420	3,175	2,330	1,750	1,285	2,465	5.3
Total	1,005	--	155	145	205	175	--	--	--	--	--	4.6
<b>Non-farm - Non agricole</b>												
Owned - Possédé	34,360	2,640	5,670	6,365	5,690	4,790	2,810	2,380	1,425	1,135	1,455	4.4
Rented - Loué	27,850	2,285	4,570	5,075	4,500	3,760	2,275	1,900	1,240	980	1,265	4.4
Total	6,510	355	1,100	1,290	1,190	1,030	535	480	185	155	190	4.3
<b>Urban - Urbaine</b>												
Owned - Possédé	51,785	2,930	10,340	11,440	9,960	6,865	4,160	2,515	1,420	940	1,215	4.0
Rented - Loué	26,500	1,460	5,025	5,215	5,040	3,640	2,300	1,540	850	545	885	4.2
Total	25,285	1,470	5,315	6,225	4,920	3,225	1,860	975	570	395	330	3.8



TABLE 44. Occupied dwellings by tenure showing household size, for provinces, rural farm, rural non-farm, and urban size groups, 1951 - Continued

TABLEAU 44. Logements occupés selon le mode d'occupation, et importance numérique du ménage, provinces, régions rurales agricoles, rurales non agricoles, et urbaines par groupe d'importance, 1951 - suite

Locality and tenure Localité et mode d'occupation	Total	Households by number of persons Ménages selon le nombre de personnes										Average number of persons per household Moyenne de personnes par ménage	
		1	2	3	4	5	6	7	8	9	10+		
<b>New Brunswick - Con.-fin</b>													
<b>Urban - Con. - Urbaine - fin</b>													
30,000-99,999.....	13,180	950	2,860	3,135	2,510	1,570	985	470	280	210	210	3.8	
Owned - Possédé.....	2,910	205	660	715	535	345	230	--	--	--	--	3.7	
Rented - Loué.....	10,270	745	2,200	2,420	1,975	1,225	755	380	250	185	135	3.8	
10,000-29,999.....	18,095	950	3,630	4,065	3,570	2,465	1,395	810	485	300	425	4.0	
Owned - Possédé.....	9,430	515	1,785	1,840	1,800	1,360	825	535	295	165	310	4.2	
Rented - Loué.....	8,665	435	1,845	2,225	1,770	1,105	570	275	190	135	115	3.8	
Under 10,000 - Moins de 10,000.....	20,510	1,030	3,850	4,240	3,880	2,830	1,780	1,235	655	430	580	4.2	
Owned - Possédé.....	14,160	740	2,580	2,660	2,705	1,935	1,245	915	525	355	500	4.3	
Rented - Loué.....	6,350	290	1,270	1,580	1,175	895	535	320	130	--	--	3.9	
<b>Québec</b>	<b>858,785</b>	<b>38,640</b>	<b>146,090</b>	<b>159,615</b>	<b>153,500</b>	<b>116,930</b>	<b>81,850</b>	<b>55,255</b>	<b>37,725</b>	<b>25,280</b>	<b>43,900</b>	<b>4.6</b>	
Owned - Possédé.....	416,960	16,230	57,785	65,195	67,270	56,590	44,980	33,080	24,400	17,835	33,595	5.1	
Rented - Loué.....	441,825	22,410	88,305	94,420	86,230	60,340	36,870	22,175	13,325	7,445	10,305	4.1	
<b>Rural - Rurale</b>	<b>255,385</b>	<b>12,750</b>	<b>35,090</b>	<b>37,150</b>	<b>36,850</b>	<b>31,805</b>	<b>26,695</b>	<b>21,135</b>	<b>16,480</b>	<b>12,410</b>	<b>25,020</b>	<b>5.3</b>	
Owned - Possédé.....	215,435	10,120	27,125	29,435	30,200	26,510	23,350	18,660	14,955	11,545	23,535	5.4	
Rented - Loué.....	39,950	2,630	7,965	7,715	6,650	5,295	3,345	2,475	1,525	865	1,485	4.2	
<b>Farm - Agricole</b>	<b>129,925</b>	<b>4,180</b>	<b>11,460</b>	<b>15,960</b>	<b>17,405</b>	<b>16,005</b>	<b>14,990</b>	<b>12,650</b>	<b>10,365</b>	<b>8,445</b>	<b>18,465</b>	<b>6.0</b>	
Owned - Possédé.....	125,520	3,895	10,735	15,220	16,720	15,445	14,685	12,235	10,150	8,300	18,135	6.0	
Rented - Loué.....	4,405	285	725	740	685	560	305	415	215	145	330	4.8	
<b>Non-farm - Non agricole</b>	<b>125,460</b>	<b>8,570</b>	<b>23,630</b>	<b>21,190</b>	<b>19,445</b>	<b>15,800</b>	<b>11,705</b>	<b>8,485</b>	<b>6,115</b>	<b>3,965</b>	<b>6,555</b>	<b>4.5</b>	
Owned - Possédé.....	89,915	6,225	16,390	14,215	13,480	11,065	8,665	6,425	4,805	3,245	5,400	4.6	
Rented - Loué.....	35,545	2,345	7,240	6,975	5,965	4,735	3,040	2,060	1,310	720	1,155	4.2	
<b>Urban - Urbaine</b>	<b>603,400</b>	<b>25,890</b>	<b>111,000</b>	<b>122,465</b>	<b>116,650</b>	<b>85,125</b>	<b>55,155</b>	<b>34,120</b>	<b>21,245</b>	<b>12,870</b>	<b>18,880</b>	<b>4.3</b>	
Owned - Possédé.....	201,525	6,110	30,660	35,760	37,070	30,080	21,630	14,420	9,445	6,290	10,060	4.7	
Rented - Loué.....	401,875	19,780	80,340	86,705	79,580	55,045	33,525	19,700	11,800	6,580	8,820	4.0	
<b>100,000 and over - 100,000 et plus</b>	<b>282,455</b>	<b>16,025</b>	<b>58,175</b>	<b>58,935</b>	<b>54,275</b>	<b>38,415</b>	<b>23,380</b>	<b>13,800</b>	<b>8,125</b>	<b>4,810</b>	<b>6,515</b>	<b>4.0</b>	
Owned - Possédé.....	51,755	1,750	8,815	10,405	10,430	7,820	4,995	2,975	1,780	1,195	1,590	4.4	
Rented - Loué.....	230,700	14,275	49,360	48,530	43,845	30,595	18,385	10,825	6,345	3,615	4,925	4.0	
<b>30,000-99,999</b>	<b>57,625</b>	<b>1,910</b>	<b>10,960</b>	<b>12,735</b>	<b>11,910</b>	<b>8,235</b>	<b>5,130</b>	<b>2,720</b>	<b>1,765</b>	<b>970</b>	<b>1,290</b>	<b>4.1</b>	
Owned - Possédé.....	16,135	520	2,505	2,960	2,915	2,560	1,820	1,110	645	455	645	4.6	
Rented - Loué.....	41,490	1,390	8,455	9,775	8,995	5,675	3,310	1,610	1,120	515	645	3.9	
<b>10,000-29,999</b>	<b>107,925</b>	<b>3,090</b>	<b>17,280</b>	<b>21,625</b>	<b>21,135</b>	<b>16,135</b>	<b>10,560</b>	<b>6,930</b>	<b>4,510</b>	<b>2,675</b>	<b>3,985</b>	<b>4.5</b>	
Owned - Possédé.....	47,540	1,040	6,565	8,220	8,805	7,305	5,235	3,670	2,560	1,540	2,600	4.9	
Rented - Loué.....	60,385	2,050	10,715	13,405	12,330	8,830	5,325	3,260	1,950	1,135	1,385	4.2	
<b>Under 10,000 - Moins de 10,000</b>	<b>155,395</b>	<b>4,865</b>	<b>24,585</b>	<b>29,170</b>	<b>29,330</b>	<b>22,340</b>	<b>16,085</b>	<b>10,670</b>	<b>6,845</b>	<b>4,415</b>	<b>7,090</b>	<b>4.6</b>	
Owned - Possédé.....	86,095	2,800	12,775	14,175	14,920	12,395	9,580	6,665	4,460	3,100	5,225	4.9	
Rented - Loué.....	69,300	2,065	11,810	14,995	14,410	9,945	6,505	4,005	2,385	1,315	1,865	4.3	
<b>Ontario</b>	<b>1,181,125</b>	<b>80,870</b>	<b>267,070</b>	<b>253,260</b>	<b>234,900</b>	<b>151,615</b>	<b>86,315</b>	<b>46,875</b>	<b>25,665</b>	<b>14,365</b>	<b>20,190</b>	<b>3.8</b>	
Owned - Possédé.....	821,335	49,610	176,870	173,610	167,130	111,160	64,315	34,890	18,910	10,630	14,210	3.9	
Rented - Loué.....	359,790	31,260	90,200	79,650	67,770	40,455	22,000	11,985	6,755	3,735	5,980	3.6	
<b>Rural - Rurale</b>	<b>340,870</b>	<b>29,460</b>	<b>74,445</b>	<b>68,825</b>	<b>62,715</b>	<b>44,480</b>	<b>26,305</b>	<b>15,275</b>	<b>8,570</b>	<b>4,765</b>	<b>6,030</b>	<b>3.8</b>	
Owned - Possédé.....	272,800	23,660	61,605	54,580	48,470	34,885	21,300	12,410	7,005	3,940	4,945	3.8	
Rented - Loué.....	68,070	5,800	12,840	14,245	14,245	9,595	5,005	2,865	1,565	825	1,085	3.8	
<b>Farm - Agricole</b>	<b>166,955</b>	<b>10,360</b>	<b>32,230</b>	<b>33,925</b>	<b>30,815</b>	<b>24,010</b>	<b>15,065</b>	<b>9,055</b>	<b>5,040</b>	<b>2,795</b>	<b>3,660</b>	<b>4.1</b>	
Owned - Possédé.....	148,810	9,155	29,290	30,265	27,015	21,070	13,445	8,190	4,535	2,505	3,340	4.1	
Rented - Loué.....	18,145	1,205	2,940	3,660	3,800	2,940	1,620	865	505	290	320	4.1	
<b>Non-farm - Non agricole</b>	<b>173,915</b>	<b>19,100</b>	<b>42,215</b>	<b>34,900</b>	<b>31,900</b>	<b>20,470</b>	<b>11,240</b>	<b>6,220</b>	<b>3,530</b>	<b>1,970</b>	<b>2,370</b>	<b>3.6</b>	
Owned - Possédé.....	123,990	14,505	32,315	24,315	21,455	13,815	7,855	4,220	2,470	1,435	1,605	3.5	
Rented - Loué.....	49,925	4,595	9,900	10,585	10,445	6,655	3,385	2,000	1,060	535	765	3.8	
<b>Urban - Urbaine</b>	<b>840,255</b>	<b>51,410</b>	<b>192,625</b>	<b>184,435</b>	<b>172,185</b>	<b>107,135</b>	<b>60,010</b>	<b>31,600</b>	<b>17,095</b>	<b>9,600</b>	<b>14,160</b>	<b>3.8</b>	
Owned - Possédé.....	548,535	25,950	115,265	119,030	118,660	76,275	43,015	22,480	11,905	6,690	9,265	3.9	
Rented - Loué.....	291,720	25,460	77,360	65,405	53,525	30,860	16,995	9,120	5,190	2,910	4,895	3.6	
<b>100,000 and over - 100,000 et plus</b>	<b>319,590</b>	<b>19,295</b>	<b>69,665</b>	<b>65,385</b>	<b>62,475</b>	<b>41,085</b>	<b>25,175</b>	<b>14,290</b>	<b>8,580</b>	<b>4,995</b>	<b>8,645</b>	<b>4.0</b>	
Owned - Possédé.....	192,445	6,535	34,860	39,250	41,280	28,455	17,530	9,750	5,885	3,410	5,490	4.2	
Rented - Loué.....	127,145	12,760	34,805	26,135	21,195	12,630	7,645	4,540	2,695	1,585	3,155	3.6	

**TABLE 44. Occupied dwellings by tenure showing household size, for provinces, rural farm, rural non-farm, and urban sizegroups, 1951 - Continued**

**TABLEAU 44. Logements occupés selon le mode d'occupation, et importance numérique du ménage, provinces, régions rurales agricoles, rurales non agricoles, et urbaines par group d'importance; 1951 - suite**

Locality and tenure Localité et mode d'occupation	Total	Households by number of persons Ménages selon le nombre de personnes										Average number of persons per household Moyenne de personnes par ménage
		1	2	3	4	5	6	7	8	9	10+	
<b>Ontario - Con.-fin</b>												
<b>Urban - Con. - Urbaine-fin</b>												
30,000-99,999	201,630	9,800	45,945	47,340	44,180	26,520	13,490	6,825	3,490	1,825	2,215	3.7
Owned - Possédé	143,970	5,330	29,915	33,755	33,525	20,515	10,385	5,225	2,525	1,360	1,435	3.8
Rented - Loué	57,660	4,470	16,030	13,585	10,655	6,005	3,105	1,600	965	465	780	3.5
10,000-29,999	123,375	7,290	28,495	28,495	26,215	15,685	8,475	4,335	1,925	1,135	1,325	3.7
Owned - Possédé	78,230	3,910	16,740	17,275	17,310	10,730	6,100	3,095	1,245	825	1,000	3.8
Rented - Loué	45,145	3,380	11,755	11,220	8,905	4,955	2,375	1,240	680	310	325	3.5
Under 10,000 - Moins de 10,000	195,660	15,025	48,520	43,215	39,315	23,845	12,870	6,150	3,100	1,645	1,975	3.6
Owned - Possédé	133,890	10,175	33,750	28,750	26,545	16,575	9,000	4,410	2,250	1,095	1,340	3.6
Rented - Loué	61,770	4,850	14,770	14,465	12,770	7,270	3,870	1,740	850	550	635	3.6
<b>Manitoba</b>												
202,400	15,920	45,355	43,915	40,770	25,505	13,885	7,615	3,975	2,170	3,290	3.7	
Owned - Possédé	144,645	9,675	29,550	30,540	29,635	19,960	11,330	6,425	3,205	1,790	2,535	3.9
Rented - Loué	57,755	6,245	15,805	13,375	11,135	5,545	2,555	1,190	770	380	755	3.3
<b>Rural - Rurale</b>												
83,690	8,185	15,745	16,025	15,625	11,470	7,170	4,050	2,350	1,345	1,725	3.9	
Owned - Possédé	69,780	6,665	12,940	13,025	12,670	9,705	6,290	3,645	2,050	1,205	1,585	4.0
Rented - Loué	13,910	1,520	2,805	3,000	2,955	1,765	880	405	300	140	140	3.6
<b>Farm - Agricole</b>												
50,945	3,740	7,660	9,980	10,085	7,965	4,945	2,955	1,590	850	1,175	4.2	
Owned - Possédé	45,705	3,310	6,780	8,885	8,985	7,140	4,540	2,715	1,460	785	1,105	4.2
Rented - Loué	5,240	430	880	1,095	1,100	825	405	240	130	--	--	3.9
<b>Non-farm - Non agricole</b>												
32,745	4,445	8,085	6,045	5,540	3,505	2,225	1,095	760	495	550	3.5	
Owned - Possédé	24,075	3,355	6,160	4,140	3,685	2,565	1,750	930	590	420	480	3.6
Rented - Loué	8,670	1,090	1,925	1,905	1,855	940	475	165	170	--	--	3.4
<b>Urban - Urbaine</b>												
118,710	7,735	29,610	27,890	25,145	14,035	6,715	3,565	1,625	825	1,565	3.6	
Owned - Possédé	74,865	3,010	16,610	17,515	16,965	10,255	5,040	2,780	1,155	585	950	3.8
Rented - Loué	43,845	4,725	13,000	10,375	8,180	3,780	1,675	785	470	240	615	3.2
<b>100,000 and over - 100,000 et plus</b>												
64,630	4,655	17,240	14,950	12,700	7,195	3,460	1,810	970	495	1,155	3.6	
Owned - Possédé	34,280	1,140	7,540	8,105	7,565	4,710	2,345	1,335	615	300	625	3.9
Rented - Loué	30,350	3,515	9,700	6,845	5,135	2,485	1,115	475	355	195	530	3.2
<b>10,000-29,999</b>												
28,930	1,185	6,640	7,175	7,100	3,740	1,630	775	325	165	195	3.6	
Owned - Possédé	21,605	600	4,735	5,280	5,390	3,090	1,340	635	265	140	130	3.7
Rented - Loué	7,325	585	1,905	1,895	1,710	650	290	140	--	--	--	3.3
<b>Under 10,000 - Moins de 10,000</b>												
25,150	1,895	5,730	5,765	5,345	3,100	1,625	980	330	165	215	3.6	
Owned - Possédé	18,980	1,270	4,335	4,130	4,010	2,455	1,355	810	275	145	195	3.7
Rented - Loué	6,170	625	1,395	1,635	1,335	645	270	170	--	--	--	3.3
<b>Saskatchewan</b>												
221,455	25,610	47,065	43,525	40,815	28,750	16,185	8,775	4,780	2,885	3,125	3.7	
Owned - Possédé	164,800	17,640	33,610	31,875	29,965	22,360	13,120	7,110	3,955	2,445	2,720	3.8
Rented - Loué	56,655	7,970	13,395	11,650	10,850	6,390	3,065	1,665	825	440	405	3.3
<b>Rural - Rurale</b>												
151,750	18,370	29,875	28,360	27,245	20,620	12,330	6,700	3,595	2,265	2,390	3.8	
Owned - Possédé	121,430	14,680	23,915	22,180	20,820	16,645	10,295	5,630	3,130	2,005	2,130	3.8
Rented - Loué	30,320	3,690	5,960	6,180	6,425	3,975	2,035	1,070	465	260	260	3.5
<b>Farm - Agricole</b>												
99,970	9,945	16,975	18,535	19,130	14,675	9,335	4,930	2,725	1,790	1,930	4.0	
Owned - Possédé	85,255	8,455	14,565	15,515	15,875	12,380	8,225	4,365	2,475	1,625	1,775	4.0
Rented - Loué	14,715	1,490	2,410	3,020	3,255	2,295	1,110	565	250	165	155	3.8
<b>Non-farm - Non agricole</b>												
51,780	8,425	12,900	9,825	8,115	5,945	2,995	1,770	870	475	460	3.3	
Owned - Possédé	36,175	6,225	9,350	6,665	4,945	4,265	2,070	1,265	655	380	355	3.3
Rented - Loué	15,605	2,200	3,550	3,160	3,170	1,680	925	505	215	--	105	3.3
<b>Urban - Urbaine</b>												
69,705	7,240	17,130	15,165	13,570	8,130	3,855	2,075	1,185	620	735	3.5	
Owned - Possédé	43,370	2,960	9,695	9,695	9,145	5,715	2,825	1,480	825	440	590	3.7
Rented - Loué	26,335	4,280	7,435	5,470	4,425	2,415	1,030	595	360	180	145	3.1
<b>30,000-99,999</b>												
34,140	3,270	8,215	7,665	6,775	3,955	1,845	1,040	600	340	435	3.5	
Owned - Possédé	20,645	1,040	4,240	4,955	4,615	2,780	1,300	745	385	235	350	3.8
Rented - Loué	13,495	2,230	3,975	2,710	2,160	1,175	545	295	215	105	--	3.1
<b>10,000-29,999</b>												
11,675	1,385	3,005	2,375	2,195	1,360	655	315	200	--	--	3.4	
Owned - Possédé	6,895	360	1,570	1,535	1,475	945	500	235	135	--	--	3.8
Rented - Loué	4,780	1,025	1,435	840	720	415	155	--	--	--	--	2.9

TABLE 44. Occupied dwellings by tenure showing household size, for provinces, rural farm, rural non-farm, and urban size groups, 1951 - Concluded

TABLEAU 44. Logements occupés selon le mode d'occupation, et importance numérique du ménage, provinces, régions rurales agricoles, rurales non agricoles, et urbaines par groupe d'importance 1951 - fin

Locality and tenure Localité et mode d'occupation	Total	Households by number of persons Ménages selon le nombre de personnes										Average number of persons per household Moyenne de personnes par ménage
		1	2	3	4	5	6	7	8	9	10+	
<b>Saskatchewan - Con. - fin</b>												
<b>Urban - Con. - Urbaine - fin</b>												
Under 10,000 - Moins de 10,000 ...	23,890	2,585	5,910	5,125	4,600	2,815	1,355	720	385	190	205	3.4
Owned - Possédé .....	15,830	1,560	3,885	3,205	3,055	1,990	1,025	500	305	135	170	3.6
Rented - Loué .....	8,060	1,025	2,025	1,920	1,545	825	330	220	--	--	--	3.2
<b>Alberta</b> .....	<b>250,750</b>	<b>29,625</b>	<b>53,235</b>	<b>50,210</b>	<b>48,420</b>	<b>31,625</b>	<b>18,010</b>	<b>9,145</b>	<b>5,025</b>	<b>2,430</b>	<b>3,025</b>	<b>3.6</b>
Owned - Possédé .....	179,055	18,595	35,515	35,165	35,365	24,420	14,165	7,380	4,120	1,965	2,375	3.8
Rented - Loué .....	71,695	11,030	17,720	15,045	13,055	7,205	3,845	1,765	905	475	650	3.3
<b>Rural - Rurale</b>												
Owned - Possédé .....	125,325	16,845	22,440	22,950	22,755	17,135	10,270	6,025	3,350	1,575	1,980	3.8
Rented - Loué .....	100,395	13,195	17,765	18,000	17,820	14,090	8,520	5,120	2,920	1,295	1,670	3.8
<b>Farm - Agricole</b>												
Owned - Possédé .....	24,930	3,650	4,675	4,950	4,935	3,045	1,750	905	430	280	310	3.5
Rented - Loué .....	85,095	9,860	13,660	15,670	15,890	12,350	7,705	4,640	2,530	1,230	1,560	4.0
Owned - Possédé .....	73,915	8,475	11,825	13,515	13,575	10,945	6,780	4,130	2,265	1,060	1,345	4.0
Rented - Loué .....	11,180	1,385	1,835	2,155	2,315	1,405	925	510	265	170	215	3.8
<b>Non-farm - Non agricole</b>												
Owned - Possédé .....	40,230	6,985	8,780	7,280	6,865	4,785	2,565	1,385	820	345	420	3.4
Rented - Loué .....	26,480	4,720	5,940	4,485	4,245	3,145	1,740	990	655	235	325	3.4
<b>Urban - Urbaine</b>												
Owned - Possédé .....	13,750	2,265	2,840	2,795	2,620	1,640	825	395	165	110	--	3.4
125,425	12,780	30,795	27,260	25,665	14,490	7,740	3,120	1,675	855	1,045	3.4	
Owned - Possédé .....	78,660	5,400	17,750	17,165	17,545	10,390	5,645	2,260	1,200	660	705	3.7
Rented - Loué .....	46,765	7,380	13,045	10,095	8,120	4,160	2,095	860	475	195	340	3.1
<b>100,000 and over - 100,000 et plus</b>												
Owned - Possédé .....	80,635	8,060	20,485	17,520	16,600	8,990	4,770	1,980	980	550	700	3.4
Rented - Loué .....	48,565	2,680	10,845	10,690	11,350	6,450	3,560	1,440	685	420	465	3.7
<b>10,000-29,999</b>												
Owned - Possédé .....	32,070	5,400	9,640	6,830	5,250	2,540	1,210	540	295	130	235	3.0
11,505	1,215	2,925	2,565	2,375	1,230	620	270	140	--	--	--	3.4
Owned - Possédé .....	6,865	530	1,700	1,500	1,520	820	390	190	--	--	--	3.5
Rented - Loué .....	4,640	685	1,225	1,065	855	410	230	--	--	--	--	3.1
<b>Under 10,000 - Moins de 10,000</b>												
Owned - Possédé .....	33,285	3,505	7,385	7,175	6,690	4,270	2,350	870	555	225	260	3.5
Rented - Loué .....	23,230	2,210	5,205	4,975	4,875	3,060	1,695	630	420	180	180	3.6
<b>British Columbia</b>												
Owned - Possédé .....	10,055	1,295	2,180	2,200	2,015	1,210	655	240	135	--	--	3.4
337,780	40,300	92,965	70,320	64,515	35,690	17,420	7,520	4,130	2,010	2,920	3.3	
Owned - Possédé .....	235,160	23,695	63,165	48,790	46,835	26,900	13,090	5,775	3,195	1,545	2,150	3.4
Rented - Loué .....	102,620	16,605	29,790	21,530	17,660	8,790	4,330	1,745	935	465	770	3.1
<b>Rural - Rurale</b>												
Owned - Possédé .....	105,765	16,185	26,065	20,020	18,505	11,595	6,460	2,975	1,790	940	1,230	3.4
Rented - Loué .....	76,305	11,965	19,230	13,605	12,775	8,405	4,945	2,325	1,510	800	1,045	3.4
<b>Farm - Agricole</b>												
Owned - Possédé .....	29,160	4,220	6,835	6,415	5,730	3,190	1,515	650	280	140	185	3.3
Rented - Loué .....	29,740	3,330	6,500	5,655	5,135	3,975	2,430	1,165	730	385	435	3.7
Owned - Possédé .....	26,745	2,955	5,935	5,115	4,540	3,575	2,170	1,030	665	370	390	3.7
Rented - Loué .....	2,995	375	565	540	595	400	260	135	--	--	--	3.7
<b>Non-farm - Non agricole</b>												
Owned - Possédé .....	76,025	12,855	19,565	14,365	13,370	7,620	4,030	1,810	1,060	555	795	3.2
Rented - Loué .....	49,860	9,010	13,295	8,490	8,235	4,830	2,775	1,295	845	430	655	3.3
<b>Urban - Urbaine</b>												
Owned - Possédé .....	26,165	3,845	6,270	5,875	5,135	2,790	1,255	515	215	125	140	3.2
232,015	24,115	66,890	50,300	46,010	24,095	10,960	4,545	2,340	1,070	1,690	3.3	
Owned - Possédé .....	158,555	11,730	43,935	35,185	34,080	18,495	8,145	3,450	1,685	745	1,105	3.4
Rented - Loué .....	73,460	12,385	22,955	15,115	11,930	5,600	2,815	1,095	655	325	585	3.0
<b>100,000 and over - 100,000 et plus</b>												
Owned - Possédé .....	101,330	11,125	29,985	22,120	18,900	10,000	4,575	1,935	1,115	535	1,040	3.3
Rented - Loué .....	63,885	3,945	17,355	14,730	14,000	7,515	3,190	1,435	755	340	620	3.5
<b>30,000-99,999</b>												
Owned - Possédé .....	37,445	7,180	12,630	7,390	4,900	2,485	1,385	500	360	195	420	2.9
32,835	3,365	9,885	7,155	6,550	3,160	1,395	640	350	155	180	3.2	
Owned - Possédé .....	23,730	1,800	6,830	5,300	5,075	2,550	540	270	120	--	--	3.3
Rented - Loué .....	9,105	1,565	3,055	1,855	1,475	610	245	100	--	--	--	2.9
<b>10,000-29,999</b>												
Owned - Possédé .....	51,100	4,635	14,690	11,140	10,930	5,490	2,500	895	415	170	235	3.3
Rented - Loué .....	38,715	3,015	11,345	8,335	8,400	4,380	1,915	685	320	120	200	3.3
<b>Under 10,000 - Moins de 10,000</b>												
Owned - Possédé .....	12,385	1,620	3,345	2,805	2,530	1,110	585	210	--	--	--	3.1
46,750	4,990	12,330	9,885	9,630	5,445	2,490	1,075	460	210	235	3.3	
Owned - Possédé .....	32,225	2,970	8,405	6,820	6,605	4,050	1,890	790	340	165	190	3.4
Rented - Loué .....	14,525	2,020	3,925	3,065	3,025	1,395	600	285	120	--	--	3.1

**TABLE 45. Occupied dwellings by tenure showing household size, for counties and census divisions, 1951**  
**TABLEAU 45. Logements occupés selon le mode d'occupation, et importance numérique du ménage, comtés et divisions de recensement, 1951**

County or census division, and tenure Comté ou division de recensement et mode d'occupation	Total	Households by number of persons Ménages selon le nombre de personnes										Average number of persons per household — Moyenne de personnes par ménage
		1	2	3	4	5	6	7	8	9	10 +	
<b>CANADA</b> .....	<b>3,409,295</b>	<b>252,435</b>	<b>711,110</b>	<b>688,025</b>	<b>645,515</b>	<b>439,875</b>	<b>268,235</b>	<b>158,900</b>	<b>95,945</b>	<b>58,595</b>	<b>90,660</b>	<b>4.0</b>
Owned — Possédé .....	2,236,955	152,180	440,890	433,980	422,845	299,855	188,655	114,305	70,280	44,135	69,830	4.1
Rented — Loué .....	1,172,340	100,255	270,220	254,045	222,670	140,020	79,580	44,595	25,665	14,460	20,830	3.7
<b>Newfoundland</b> .....	<b>70,980</b>	<b>2,555</b>	<b>8,830</b>	<b>11,655</b>	<b>11,795</b>	<b>10,585</b>	<b>8,440</b>	<b>6,045</b>	<b>4,175</b>	<b>2,950</b>	<b>3,950</b>	<b>5.0</b>
Owned — Possédé .....	61,540	2,305	7,775	9,955	9,980	8,955	7,325	5,430	3,780	2,590	3,445	5.0
Rented — Loué .....	9,440	250	1,055	1,700	1,815	1,630	1,115	615	395	360	505	4.9
Division No. 1 .....	29,960	1,305	4,120	5,045	4,975	4,380	3,430	2,335	1,605	1,175	1,590	4.8
Owned — Possédé .....	24,195	1,135	3,500	3,995	3,930	3,395	2,745	1,960	1,355	960	1,220	4.8
Rented — Loué .....	5,765	170	620	1,050	1,045	985	685	375	250	215	370	4.9
Division No. 2 .....	4,760	245	610	875	715	730	595	330	240	225	195	4.7
Owned — Possédé .....	4,595	240	575	860	670	705	570	330	235	220	190	4.8
Rented — Loué .....	165	--	--	--	--	--	--	--	--	--	--	4.3
Division No. 3 .....	4,055	--	465	620	815	540	540	405	270	145	180	5.0
Owned — Possédé .....	3,865	--	445	575	785	515	495	390	265	140	180	5.0
Rented — Loué .....	190	--	--	--	--	--	--	--	--	--	--	4.6
Division No. 4 .....	2,795	135	390	280	430	360	240	240	235	190	295	5.4
Owned — Possédé .....	2,525	130	370	230	360	320	225	220	210	175	285	5.5
Rented — Loué .....	270	--	--	--	--	--	--	--	--	--	--	5.0
Division No. 5 .....	5,085	130	395	825	835	790	625	475	335	255	420	5.4
Owned — Possédé .....	4,430	110	340	730	665	680	580	400	310	225	390	5.5
Rented — Loué .....	655	--	--	--	170	110	--	--	--	--	--	4.9
Division No. 6 .....	4,940	--	460	700	845	805	625	495	330	240	360	5.4
Owned — Possédé .....	3,355	--	285	400	575	505	405	400	265	165	285	5.6
Rented — Loué .....	1,585	--	175	300	270	300	220	--	--	--	--	5.0
Division No. 7 .....	7,575	300	1,145	1,325	1,195	1,185	855	675	415	230	250	4.7
Owned — Possédé .....	7,370	290	1,125	1,295	1,145	1,125	840	670	405	230	245	4.7
Rented — Loué .....	205	--	--	--	--	--	--	--	--	--	--	4.4
Division No. 8 .....	7,495	190	925	1,300	1,210	1,220	890	660	475	290	335	4.9
Owned — Possédé .....	7,315	175	885	1,270	1,190	1,190	870	645	470	285	335	4.9
Rented — Loué .....	180	--	--	--	--	--	--	--	--	--	--	4.0
Division No. 9 .....	3,030	--	210	435	520	410	485	315	195	145	255	5.5
Owned — Possédé .....	2,950	--	195	420	505	400	475	310	190	145	255	5.5
Rented — Loué .....	--	--	--	--	--	--	--	--	--	--	--	--
Division No. 10 .....	1,285	--	110	250	255	165	155	115	--	--	--	5.0
Owned — Possédé .....	940	--	--	180	155	120	120	105	--	--	--	5.4
Rented — Loué .....	345	--	--	--	100	--	--	--	--	--	--	4.1
<b>Prince Edward Island</b> .....	<b>22,455</b>	<b>1,660</b>	<b>3,920</b>	<b>4,315</b>	<b>3,755</b>	<b>3,100</b>	<b>2,190</b>	<b>1,410</b>	<b>885</b>	<b>450</b>	<b>770</b>	<b>4.3</b>
Owned — Possédé .....	18,305	1,440	3,185	3,440	2,935	2,530	1,775	1,180	780	390	650	4.3
Rented — Loué .....	4,150	220	735	875	820	570	415	230	105	--	120	4.2
Kings .....	4,315	450	725	860	715	480	335	275	230	105	140	4.3
Owned — Possédé .....	4,020	430	665	785	675	460	315	235	220	100	135	4.3
Rented — Loué .....	295	--	--	--	--	--	--	--	--	--	--	4.1
Prince .....	8,380	555	1,385	1,535	1,335	1,255	860	560	355	195	345	4.5
Owned — Possédé .....	6,970	470	1,140	1,220	1,015	1,075	725	510	330	175	310	4.5
Rented — Loué .....	1,410	--	245	315	320	180	135	--	--	--	--	4.0
Queens .....	9,760	655	1,810	1,920	1,705	1,365	995	575	300	150	285	4.2
Owned — Possédé .....	7,315	540	1,380	1,435	1,245	995	735	435	230	115	205	4.2
Rented — Loué .....	2,445	115	430	485	460	370	260	140	--	--	--	4.3
<b>Nova Scotia</b> .....	<b>149,555</b>	<b>10,570</b>	<b>26,960</b>	<b>29,385</b>	<b>27,210</b>	<b>20,825</b>	<b>13,705</b>	<b>8,985</b>	<b>4,935</b>	<b>2,670</b>	<b>4,300</b>	<b>4.2</b>
Owned — Possédé .....	113,945	8,180	20,315	21,255	20,190	16,160	10,805	7,265	4,095	2,145	3,535	4.2
Rented — Loué .....	35,610	2,390	6,645	8,140	7,020	4,665	2,900	1,720	840	525	765	4.0
Annapolis .....	5,390	535	1,160	1,170	965	695	415	240	--	--	--	3.7
Owned — Possédé .....	4,240	445	935	810	750	580	355	200	--	--	--	3.7
Rented — Loué .....	1,150	--	225	360	215	115	--	--	--	--	--	3.5

**TABLE 45. Occupied dwellings by tenure showing household size, for counties and census divisions, 1951 - Continued**  
**TABLEAU 45. Logements occupés selon le mode d'occupation, et importance numérique du ménage, comtés et divisions de recensement, 1951 - suite**

County or census division, and tenure Comté ou division de recensement et mode d'occupation	Total	Households by number of persons Ménages selon le nombre de personnes										Average number of persons per household — Moyenne de personnes par ménage
		1	2	3	4	5	6	7	8	9	10+	
<b>Nova Scotia - Con.-fin</b>												
Antigonish .....	2,435	240	385	330	365	275	260	175	170	--	165	4.7
Owned - Possédé .....	2,085	230	340	245	305	235	225	150	150	--	145	4.7
Rented - Loué .....	350	--	--	--	--	--	--	--	--	--	--	4.9
Cape Breton .....	24,865	1,020	3,300	4,295	4,270	4,090	2,940	1,825	1,280	660	1,185	4.7
Owned - Possédé .....	19,685	800	2,540	3,240	3,280	3,255	2,465	1,485	1,070	570	980	4.8
Rented - Loué .....	5,180	220	760	1,055	990	835	475	340	210	--	205	4.5
Colchester .....	7,945	640	1,830	1,440	1,555	990	560	390	270	120	150	3.9
Owned - Possédé .....	6,165	495	1,330	1,090	1,200	790	450	335	250	--	130	4.0
Rented - Loué .....	1,780	145	500	350	355	200	110	--	--	--	--	3.5
Cumberland .....	10,055	770	2,070	2,155	1,860	1,290	865	510	200	140	195	3.9
Owned - Possédé .....	8,070	605	1,680	1,660	1,490	1,055	700	430	185	115	150	3.9
Rented - Loué .....	1,985	165	390	495	370	235	165	--	--	--	--	3.8
Digby .....	4,975	485	1,075	850	810	675	370	305	190	--	125	4.0
Owned - Possédé .....	4,280	395	960	715	670	585	325	255	180	--	125	4.0
Rented - Loué .....	695	--	115	135	140	--	--	--	--	--	--	3.8
Guysborough .....	3,325	355	605	535	590	355	310	230	145	--	125	4.2
Owned - Possédé .....	3,070	335	555	490	530	330	285	215	140	--	115	4.2
Rented - Loué .....	255	--	--	--	--	--	--	--	--	--	--	4.1
Halifax .....	36,305	2,090	6,330	7,330	7,310	5,070	3,430	1,960	1,110	640	1,035	4.2
Owned - Possédé .....	22,030	1,150	3,495	4,160	4,495	3,240	2,240	1,300	820	410	720	4.3
Rented - Loué .....	14,275	940	2,835	3,170	2,815	1,830	1,190	660	290	230	315	3.9
Hants .....	5,655	500	1,110	1,075	850	845	470	395	195	--	135	4.1
Owned - Possédé .....	4,570	405	995	840	655	670	350	300	155	--	125	4.0
Rented - Loué .....	1,085	--	115	235	195	175	120	--	--	--	--	4.2
Inverness .....	4,005	360	650	660	570	530	390	320	160	160	205	4.5
Owned - Possédé .....	3,660	345	555	595	515	495	355	300	150	160	190	4.6
Rented - Loué .....	345	--	--	--	--	--	--	--	--	--	--	4.1
Kings .....	8,145	605	1,515	1,790	1,605	1,090	585	490	230	--	150	3.9
Owned - Possédé .....	5,965	445	1,250	1,190	1,080	810	440	405	155	--	120	3.9
Rented - Loué .....	2,180	160	265	600	525	280	145	--	--	--	--	3.9
Lunenburg .....	8,690	675	1,745	2,020	1,585	1,155	630	495	170	105	110	3.8
Owned - Possédé .....	7,620	600	1,525	1,710	1,385	1,035	565	465	160	--	100	3.8
Rented - Loué .....	1,070	--	220	310	200	120	--	--	--	--	--	3.6
Pictou .....	11,000	805	2,070	2,395	1,990	1,580	920	615	280	145	200	4.0
Owned - Possédé .....	8,430	665	1,550	1,840	1,470	1,225	695	485	210	130	160	4.0
Rented - Loué .....	2,570	140	520	555	520	355	225	130	--	--	--	3.9
Queens .....	3,220	255	640	725	625	390	285	120	--	--	--	3.9
Owned - Possédé .....	2,765	215	565	590	535	325	255	115	--	--	--	3.9
Rented - Loué .....	455	--	--	135	--	--	--	--	--	--	--	3.6
Richmond .....	2,425	235	325	460	305	385	210	225	110	--	105	4.5
Owned - Possédé .....	2,310	235	305	445	285	365	200	210	105	--	--	4.4
Rented - Loué .....	115	--	--	--	--	--	--	--	--	--	--	5.1
Shelburne .....	3,510	320	720	625	605	490	390	205	--	--	--	4.0
Owned - Possédé .....	3,055	285	640	535	485	430	350	190	--	--	--	4.0
Rented - Loué .....	455	--	--	--	120	--	--	--	--	--	--	3.8
Victoria .....	1,920	190	335	360	300	230	180	165	--	--	--	4.2
Owned - Possédé .....	1,770	180	320	325	260	205	165	160	--	--	--	4.2
Rented - Loué .....	150	--	--	--	--	--	--	--	--	--	--	4.0
Yarmouth .....	5,690	490	1,095	1,180	1,050	690	495	320	145	--	130	4.0
Owned - Possédé .....	4,175	350	775	775	800	530	385	265	115	--	110	4.1
Rented - Loué .....	1,515	140	320	405	250	160	110	--	--	--	--	3.6
<b>New Brunswick .....</b>	<b>114,010</b>	<b>6,685</b>	<b>19,690</b>	<b>21,815</b>	<b>19,835</b>	<b>15,250</b>	<b>10,235</b>	<b>7,275</b>	<b>4,650</b>	<b>3,385</b>	<b>5,190</b>	<b>4.4</b>
Owned - Possédé .....	81,210	4,810	13,120	14,155	13,520	10,820	7,750	5,770	3,840	2,810	4,615	4.6
Rented - Loué .....	32,800	1,875	6,570	7,660	6,315	4,430	2,485	1,505	810	575	575	3.9
<b>Albert .....</b>	<b>2,485</b>	<b>175</b>	<b>445</b>	<b>560</b>	<b>430</b>	<b>400</b>	<b>175</b>	<b>130</b>	<b>--</b>	<b>--</b>	<b>--</b>	<b>4.0</b>
Owned - Possédé .....	2,145	165	375	485	360	340	155	115	--	--	--	4.0
Rented - Loué .....	340	--	--	--	--	--	--	--	--	--	--	4.0

**TABLE 45. Occupied dwellings by tenure showing household size, for counties and census divisions, 1951 - Continued**  
**TABLEAU 45. Logements occupés selon le mode d'occupation, et importance numérique du ménage, comtés et divisions de recensement, 1951 - suite**

County or census division, and tenure Comté ou division de recensement et mode d'occupation	Total	Households by number of persons Ménages selon le nombre de personnes										Average number of persons per household — Moyenne de personnes par ménage
		1	2	3	4	5	6	7	8	9	10 +	
<b>New Brunswick - Con. - fin</b>												
Carleton .....	5,580	410	1,125	1,130	1,040	745	475	335	115	--	115	4.0
Owned - Possédé .....	4,395	350	785	885	785	625	425	270	--	--	105	4.0
Rented - Loué .....	1,185	--	340	245	255	120	--	--	--	--	--	3.7
Charlotte .....	6,815	625	1,545	1,535	1,240	785	430	300	145	110	100	3.7
Owned - Possédé .....	5,180	535	1,255	1,095	960	555	310	195	125	--	--	3.6
Rented - Loué .....	1,635	--	290	440	280	230	120	105	--	--	--	3.9
Gloucester .....	9,930	355	925	1,335	1,340	1,355	1,225	950	685	590	1,170	5.7
Owned - Possédé .....	9,070	325	815	1,175	1,215	1,190	1,085	900	660	575	1,130	5.8
Rented - Loué .....	860	--	110	160	125	165	140	--	--	--	--	4.7
Kent .....	4,950	230	625	650	725	605	460	465	395	310	485	5.4
Owned - Possédé .....	4,610	210	560	605	675	555	425	435	380	300	465	5.5
Rented - Loué .....	340	--	--	--	--	--	--	--	--	--	--	4.8
Kings .....	6,030	535	1,500	1,185	1,080	745	380	290	165	--	--	3.7
Owned - Possédé .....	4,880	465	1,200	945	845	615	300	240	130	--	--	3.7
Rented - Loué .....	1,150	--	300	240	235	130	--	--	--	--	--	3.7
Madawaska .....	6,095	190	675	860	830	945	665	630	405	305	590	5.4
Owned - Possédé .....	4,440	155	485	495	540	590	515	510	340	250	560	5.8
Rented - Loué .....	1,655	--	190	365	290	355	150	120	--	--	--	4.6
Northumberland .....	8,750	480	1,355	1,315	1,430	1,215	790	760	500	380	525	4.8
Owned - Possédé .....	7,245	415	1,090	1,060	1,135	920	665	660	445	365	490	5.0
Rented - Loué .....	1,505	--	265	255	295	295	125	100	--	--	--	4.3
Queens .....	3,300	305	645	655	515	450	280	200	105	--	--	4.0
Owned - Possédé .....	2,900	285	570	565	415	405	255	175	--	--	--	4.0
Rented - Loué .....	400	--	--	--	100	--	--	--	--	--	--	3.9
Restigouche .....	6,820	250	700	1,120	1,105	960	810	535	425	350	565	5.2
Owned - Possédé .....	5,135	185	455	750	820	695	635	440	365	300	490	5.5
Rented - Loué .....	1,685	--	245	370	285	265	175	--	--	--	--	4.5
St. John .....	18,605	1,255	3,950	4,455	3,565	2,305	1,385	670	405	300	315	3.8
Owned - Possédé .....	6,610	440	1,380	1,550	1,250	850	530	245	125	--	155	3.8
Rented - Loué .....	11,995	815	2,570	2,905	2,315	1,455	855	425	280	215	160	3.8
Sunbury .....	2,100	120	325	430	420	235	215	175	--	--	--	4.4
Owned - Possédé .....	1,745	100	250	365	355	180	180	155	--	--	--	4.4
Rented - Loué .....	355	--	--	--	--	--	--	--	--	--	--	4.0
Victoria .....	4,065	250	565	815	780	500	295	300	190	165	205	4.6
Owned - Possédé .....	3,335	205	470	630	620	435	230	235	175	150	185	4.7
Rented - Loué .....	730	--	--	185	160	--	--	--	--	--	--	4.2
Westmorland .....	17,930	855	3,190	3,545	3,260	2,585	1,740	1,110	655	365	625	4.3
Owned - Possédé .....	12,270	545	1,990	2,185	2,120	1,850	1,360	880	540	275	525	4.6
Rented - Loué .....	5,660	310	1,200	1,360	1,140	735	380	230	115	--	100	3.8
York .....	10,555	650	2,120	2,225	2,075	1,420	910	425	315	210	205	4.0
Owned - Possédé .....	7,250	430	1,440	1,365	1,425	1,015	680	315	240	170	170	4.1
Rented - Loué .....	3,305	220	680	860	650	405	230	110	--	--	--	3.7
<b>Québec .....</b>	<b>858,785</b>	<b>38,640</b>	<b>146,090</b>	<b>159,615</b>	<b>153,500</b>	<b>116,930</b>	<b>81,850</b>	<b>55,255</b>	<b>37,725</b>	<b>25,280</b>	<b>43,900</b>	<b>4.6</b>
Owned - Possédé .....	416,960	16,230	57,785	65,195	67,270	56,590	44,980	33,080	24,400	17,835	33,595	5.1
Rented - Loué .....	441,825	22,410	88,305	94,420	86,230	60,340	36,870	22,175	13,325	7,445	10,305	4.1
Abitibi .....	16,535	1,050	2,085	2,455	2,475	2,120	1,845	1,400	1,000	705	1,400	5.1
Owned - Possédé .....	11,650	705	1,275	1,480	1,585	1,505	1,375	1,090	770	595	1,270	5.5
Rented - Loué .....	4,885	345	810	975	890	615	470	310	230	110	130	4.3
Argenteuil .....	6,065	380	1,220	1,195	1,120	750	570	350	175	125	180	4.1
Owned - Possédé .....	3,960	270	745	760	675	460	400	270	140	--	145	4.3
Rented - Loué .....	2,105	110	475	435	445	290	170	--	--	--	--	3.9
Arthabaska .....	7,300	270	1,185	1,175	1,160	915	745	645	470	200	535	4.9
Owned - Possédé .....	4,995	155	660	740	720	610	550	505	395	180	480	5.4
Rented - Loué .....	2,305	115	525	435	440	305	195	140	--	--	--	4.0
Bagot .....	4,125	195	750	750	640	475	420	295	210	160	230	4.7
Owned - Possédé .....	3,200	130	565	490	490	380	335	260	200	130	220	4.9
Rented - Loué .....	925	--	185	260	150	--	--	--	--	--	--	3.8



TABLE 45. Occupied dwellings by tenure showing household size, for counties and census divisions, 1951 - Continued  
 TABLEAU 45. Logements occupés selon le mode d'occupation, et importance numérique du ménage, comtés et divisions de recensement, 1951 - suite

County or census division, and tenure Comté ou division de recensement et mode d'occupation	Total	Households by number of persons Ménages selon le nombre de personnes										Average number of persons per household — Moyenne de personnes par ménage		
		1	2	3	4	5	6	7	8	9	10+			
Québec—Con.—suite														
Gaspé—Con.—fin														
Gaspé-Ouest	2,480	--	195	295	320	330	315	235	225	150	345		6.1	
Owned — Possédé	2,085	--	150	195	275	295	265	210	195	150	290		6.2	
Rented — Loué	395	--	--	100	--	--	--	--	--	--	--		5.4	
Îles-de-la-Madeleine	1,650	--	170	155	235	200	225	120	200	115	200		6.0	
Owned — Possédé	1,595	--	170	155	220	185	220	120	190	110	195		5.9	
Rented — Loué	--	--	--	--	--	--	--	--	--	--	--		--	
Hull	19,430	705	2,805	3,620	3,565	2,805	2,125	1,280	925	590	1,010		4.7	
Owned — Possédé	11,445	525	1,500	1,805	2,030	1,580	1,395	845	620	435	710		4.9	
Rented — Loué	7,985	180	1,305	1,815	1,535	1,225	730	435	305	155	300		4.4	
Gatineau	7,225	385	1,035	1,150	1,285	950	780	600	340	250	450		4.8	
Owned — Possédé	5,525	330	790	865	955	630	630	450	285	220	370		4.9	
Rented — Loué	1,700	--	245	285	330	320	150	150	--	--	--		4.6	
Hull	12,205	320	1,770	2,470	2,280	1,855	1,345	680	585	340	560		4.6	
Owned — Possédé	5,920	195	710	940	1,075	950	765	395	335	215	340		5.0	
Rented — Loué	6,285	125	1,060	1,530	1,205	905	580	285	250	125	220		4.3	
Huntingdon	3,315	270	685	665	540	415	305	190	--	--	--		4.0	
Owned — Possédé	2,685	220	570	515	420	315	260	170	--	--	--		4.1	
Rented — Loué	630	--	115	150	120	100	--	--	--	--	--		3.8	
Iberville	2,850	--	505	475	570	350	320	160	120	130	125		4.6	
Owned — Possédé	1,950	--	325	310	405	240	200	130	--	105	--		4.7	
Rented — Loué	900	--	180	165	165	110	120	--	--	--	--		4.3	
Joliette	7,445	300	1,070	1,340	1,240	990	735	655	385	260	470		4.8	
Owned — Possédé	4,370	190	565	640	650	605	475	430	265	170	380		5.2	
Rented — Loué	3,075	110	505	700	590	385	260	225	120	--	--		4.4	
Kamouraska	4,680	205	630	590	635	520	490	400	375	235	600		5.6	
Owned — Possédé	3,875	150	450	425	505	460	410	350	355	225	545		5.9	
Rented — Loué	805	--	180	165	130	--	--	--	--	--	--		4.2	
Labelle	5,235	295	795	730	720	665	585	405	355	230	455		5.1	
Owned — Possédé	4,035	235	610	470	505	515	480	320	285	210	405		5.3	
Rented — Loué	1,200	--	185	260	215	150	105	--	--	--	--		4.5	
Lac-St-Jean	12,700	240	970	1,465	1,615	1,600	1,375	1,200	1,215	860	2,160		6.3	
Owned — Possédé	9,075	160	510	755	900	1,060	1,005	995	990	685	2,015		6.9	
Rented — Loué	3,625	--	460	710	715	540	370	205	225	175	145		4.8	
Lac-St-Jean-Est	4,815	--	335	575	660	570	485	465	440	360	870		6.4	
Owned — Possédé	3,090	--	125	190	280	345	340	385	335	275	775		7.3	
Rented — Loué	1,725	--	210	385	380	225	145	--	105	--	--		4.8	
Lac-St-Jean-Ouest	7,885	185	635	890	955	1,030	890	735	775	500	1,290		6.3	
Owned — Possédé	5,985	120	385	565	620	715	665	610	655	410	1,240		6.7	
Rented — Loué	1,900	--	250	325	335	315	225	125	120	--	--		4.7	
Laprairie	3,955	150	620	660	765	585	425	300	160	115	175		4.6	
Owned — Possédé	2,745	120	420	390	520	425	320	230	110	--	130		4.7	
Rented — Loué	1,210	--	200	270	245	160	105	--	--	--	--		4.4	
L'Assomption	4,975	210	965	880	815	625	490	355	190	180	265		4.6	
Owned — Possédé	3,115	150	600	490	535	350	320	225	120	135	190		4.7	
Rented — Loué	1,860	--	365	390	280	275	170	130	--	--	--		4.4	
Lévis	8,315	270	1,075	1,470	1,455	1,185	870	595	430	400	565		5.0	
Owned — Possédé	5,670	170	660	840	835	785	715	470	365	325	505		5.4	
Rented — Loué	2,645	100	415	630	620	400	155	125	--	--	--		4.2	
L'Islet	4,245	215	530	605	615	510	410	410	300	180	470		5.4	
Owned — Possédé	3,750	170	440	500	535	460	365	390	280	175	435		5.5	
Rented — Loué	495	--	--	105	--	--	--	--	--	--	--		4.3	
Lotbinière	5,295	295	805	750	695	565	555	385	395	325	525		5.3	
Owned — Possédé	4,765	210	680	655	615	515	515	375	370	305	525		5.5	
Rented — Loué	530	--	125	--	--	--	--	--	--	--	--		3.5	
Maskinongé	3,835	145	605	610	545	535	350	305	270	175	295		5.0	
Owned — Possédé	2,845	--	395	400	385	410	295	235	225	160	250		5.3	
Rented — Loué	990	--	210	210	160	125	--	--	--	--	--		4.2	
Matane	10,745	335	1,005	1,330	1,435	1,380	1,050	1,240	845	650	1,475		5.9	
Owned — Possédé	9,005	265	700	980	1,130	1,125	920	1,100	795	605	1,385		6.2	
Rented — Loué	1,740	--	305	350	305	255	130	140	--	--	--		4.5	



TABLE 45. Occupied dwellings by tenure showing household size, for counties and census divisions, 1951 - Continued  
 TABLEAU 45. Logements occupés selon le mode d'occupation, et importance numérique du ménage, comtés et divisions de recensement, 1951 - suite

County or census division, and tenure Comté ou division de recensement et mode d'occupation	Total	Households by number of persons Ménages selon le nombre de personnes										Average number of persons per household — Moyenne de personnes par ménage	
		1	2	3	4	5	6	7	8	9	10 +		
<b>Québec - Con. - suite</b>													
<b>Matane - Con. - fin</b>													
Matane .....	5,275	150	545	710	710	740	575	590	395	240	620	5.7	
Owned - Possédé .....	4,365	120	365	485	580	620	505	520	370	225	575	5.9	
Rented - Loué .....	910	--	180	225	130	120	--	--	--	--	--	4.3	
Matapédia .....	5,470	185	460	620	725	640	475	650	450	410	855	6.2	
Owned - Possédé .....	4,640	145	335	495	550	505	415	580	425	380	810	6.5	
Rented - Loué .....	830	--	125	125	175	135	--	--	--	--	--	4.7	
Mégantic .....	8,955	370	1,360	1,540	1,410	1,255	1,050	690	370	315	595	4.8	
Owned - Possédé .....	6,275	280	830	1,000	865	885	800	555	290	230	540	5.1	
Rented - Loué .....	2,680	--	530	540	545	370	250	135	--	--	--	4.2	
Missisquoi .....	5,635	265	1,115	1,110	1,040	650	605	320	180	155	195	4.3	
Owned - Possédé .....	3,355	175	655	575	610	355	365	190	140	120	170	4.5	
Rented - Loué .....	2,280	--	460	535	430	295	240	130	--	--	--	4.0	
Montcalm .....	3,810	310	755	575	530	450	365	335	130	130	230	4.5	
Owned - Possédé .....	2,895	255	520	405	420	330	295	270	110	100	190	4.6	
Rented - Loué .....	915	--	235	170	110	120	--	--	--	--	--	4.2	
Montmagny .....	4,660	250	640	645	705	625	490	325	310	215	455	5.2	
Owned - Possédé .....	3,965	210	490	480	575	535	465	300	270	210	430	5.4	
Rented - Loué .....	695	--	150	165	130	--	--	--	--	--	--	4.0	
Montmorency .....	3,885	145	480	570	585	490	355	405	245	195	415	5.4	
Owned - Possédé .....	2,895	130	315	365	380	355	280	290	210	170	400	5.8	
Rented - Loué .....	990	--	165	205	205	135	--	115	--	--	--	4.4	
Montmorency No. 1 .....	3,155	105	385	480	495	415	295	340	200	155	285	5.3	
Owned - Possédé .....	2,290	105	245	300	310	300	230	225	175	130	270	5.6	
Rented - Loué .....	865	--	140	180	185	115	--	115	--	--	--	4.5	
Montmorency No. 2 (Île-d'Orléans) .....	730	--	--	--	--	--	--	--	--	--	130	5.8	
Owned - Possédé .....	605	--	--	--	--	--	--	--	--	--	130	6.3	
Rented - Loué .....	125	--	--	--	--	--	--	--	--	--	--	3.7	
Montréal & Jésus Islands - Îles .....	325,830	16,650	67,220	70,015	65,590	44,995	26,650	14,935	8,565	4,890	6,320	4.0	
Owned - Possédé .....	76,025	2,320	13,520	15,690	16,400	11,705	7,080	3,925	2,240	1,450	1,695	4.2	
Rented - Loué .....	249,805	14,330	53,700	54,325	49,190	33,290	19,570	11,010	6,325	3,440	4,625	3.9	
Jésus Island - Île .....	7,825	245	1,440	1,475	1,475	1,155	770	470	255	270	270	4.4	
Owned - Possédé .....	4,670	170	885	800	790	660	490	305	160	210	200	4.6	
Rented - Loué .....	3,155	--	555	675	685	495	280	165	--	--	--	4.2	
Montréal Island - Île .....	318,005	16,405	65,780	68,540	64,115	43,840	25,880	14,465	8,310	4,620	6,050	4.0	
Owned - Possédé .....	71,355	2,150	12,635	14,890	15,610	11,045	6,590	3,620	2,080	1,240	1,495	4.2	
Rented - Loué .....	246,650	14,255	53,145	53,650	48,505	32,795	19,290	10,845	6,230	3,380	4,555	3.9	
Napierville .....	1,905	--	300	340	245	310	175	165	--	--	115	4.8	
Owned - Possédé .....	1,435	--	195	200	190	270	130	130	--	--	105	5.1	
Rented - Loué .....	470	--	105	140	--	--	--	--	--	--	--	4.0	
Nicolet .....	5,635	280	860	855	795	695	560	480	330	285	495	5.1	
Owned - Possédé .....	4,775	200	655	700	655	565	505	430	310	265	490	5.3	
Rented - Loué .....	860	--	205	155	140	130	--	--	--	--	--	3.8	
Papineau .....	6,305	280	970	1,130	1,115	910	670	510	265	180	275	4.6	
Owned - Possédé .....	4,725	215	680	770	780	710	560	405	225	150	230	4.7	
Rented - Loué .....	1,580	--	290	360	335	200	110	105	--	--	105	4.2	
Pontiac .....	4,570	345	780	755	745	605	480	330	200	110	220	4.5	
Owned - Possédé .....	3,800	290	615	625	610	500	435	275	160	100	190	4.5	
Rented - Loué .....	770	--	165	130	135	105	--	--	--	--	--	4.2	
Portneuf .....	8,610	400	1,210	1,470	1,350	1,135	910	645	480	365	645	5.0	
Owned - Possédé .....	6,295	295	705	895	925	855	755	560	410	285	610	5.4	
Rented - Loué .....	2,315	105	505	575	425	280	155	--	--	--	--	3.9	
Québec .....	50,610	2,085	7,960	9,680	9,175	6,945	4,890	3,565	2,325	1,550	2,435	4.6	
Owned - Possédé .....	17,455	495	2,010	2,775	2,870	2,475	1,950	1,600	1,150	845	1,285	5.2	
Rented - Loué .....	33,155	1,590	5,950	6,905	6,305	4,470	2,940	1,965	1,175	705	1,150	4.3	
Richelieu .....	6,500	205	985	1,180	1,185	985	755	475	310	170	250	4.6	
Owned - Possédé .....	3,850	135	555	700	645	540	460	320	205	120	170	4.8	
Rented - Loué .....	2,650	--	430	480	540	445	295	155	105	--	--	4.5	
Richmond .....	7,280	295	1,075	1,410	1,315	995	835	420	370	215	350	4.6	
Owned - Possédé .....	4,460	205	640	750	750	535	565	300	260	175	280	4.8	
Rented - Loué .....	2,820	--	435	660	565	460	270	120	110	--	--	4.2	



**TABLE 45. Occupied dwellings by tenure showing household size, for counties and census divisions, 1951 - Continued**  
**TABLEAU 45. Logements occupés selon le mode d'occupation, et importance numérique du ménage, comtés et divisions de recensement, 1951 - suite**

County or census division, and tenure Comté ou division de recensement et mode d'occupation	Total	Households by number of persons Ménages selon le nombre de personnes										Average number of persons per household - Moyenne de personnes par ménage
		1	2	3	4	5	6	7	8	9	10 +	
		<b>Ontario</b> .....	<b>1,181,125</b>	<b>80,870</b>	<b>267,070</b>	<b>253,260</b>	<b>234,900</b>	<b>151,615</b>	<b>86,315</b>	<b>46,875</b>	<b>25,665</b>	
Owned - Possédé .....	821,335	49,610	176,870	173,610	167,130	111,160	64,315	34,890	18,910	10,630	14,210	3.9
Rented - Loué .....	359,790	31,260	90,200	79,650	67,770	40,455	22,000	11,985	6,755	3,735	5,980	3.6
<b>Algoma</b> .....	<b>15,335</b>	<b>1,125</b>	<b>3,025</b>	<b>3,005</b>	<b>2,850</b>	<b>2,200</b>	<b>1,345</b>	<b>810</b>	<b>430</b>	<b>230</b>	<b>315</b>	<b>4.0</b>
Owned - Possédé .....	11,345	795	2,095	2,135	2,065	1,760	1,020	670	360	195	250	4.1
Rented - Loué .....	3,990	330	930	870	785	440	325	140	--	--	--	3.7
<b>Brant</b> .....	<b>19,845</b>	<b>1,340</b>	<b>4,970</b>	<b>4,445</b>	<b>4,135</b>	<b>2,380</b>	<b>1,285</b>	<b>590</b>	<b>350</b>	<b>125</b>	<b>215</b>	<b>3.6</b>
Owned - Possédé .....	13,875	875	3,455	3,100	2,835	1,670	935	465	285	100	155	3.6
Rented - Loué .....	5,970	465	1,515	1,345	1,300	710	350	125	--	--	--	3.5
<b>Bruce</b> .....	<b>11,770</b>	<b>1,355</b>	<b>2,965</b>	<b>2,495</b>	<b>1,885</b>	<b>1,390</b>	<b>715</b>	<b>555</b>	<b>190</b>	<b>--</b>	<b>135</b>	<b>3.5</b>
Owned - Possédé .....	9,745	1,130	2,500	2,040	1,525	1,145	590	465	170	--	105	3.5
Rented - Loué .....	2,025	225	465	455	360	245	125	--	--	--	--	3.5
<b>Carleton</b> .....	<b>58,580</b>	<b>3,670</b>	<b>12,175</b>	<b>12,220</b>	<b>11,400</b>	<b>8,110</b>	<b>4,700</b>	<b>2,605</b>	<b>1,505</b>	<b>865</b>	<b>1,330</b>	<b>4.0</b>
Owned - Possédé .....	28,125	1,255	5,225	5,880	5,750	4,420	2,395	1,430	770	405	595	4.1
Rented - Loué .....	30,455	2,415	6,950	6,340	5,650	3,690	2,305	1,175	735	460	735	3.8
<b>Cochrane</b> .....	<b>19,415</b>	<b>1,450</b>	<b>3,585</b>	<b>3,685</b>	<b>4,075</b>	<b>2,455</b>	<b>1,590</b>	<b>935</b>	<b>605</b>	<b>410</b>	<b>625</b>	<b>4.1</b>
Owned - Possédé .....	10,975	860	1,875	1,785	2,105	1,520	995	625	405	290	515	4.4
Rented - Loué .....	8,440	590	1,710	1,900	1,970	935	595	310	200	120	110	3.8
<b>Dufferin</b> .....	<b>4,230</b>	<b>455</b>	<b>995</b>	<b>1,025</b>	<b>720</b>	<b>530</b>	<b>275</b>	<b>--</b>	<b>--</b>	<b>--</b>	<b>--</b>	<b>3.4</b>
Owned - Possédé .....	3,550	355	875	820	640	440	250	--	--	--	--	3.4
Rented - Loué .....	680	100	120	205	--	--	--	--	--	--	--	3.5
<b>Dundas</b> .....	<b>4,295</b>	<b>385</b>	<b>1,035</b>	<b>910</b>	<b>780</b>	<b>480</b>	<b>335</b>	<b>185</b>	<b>105</b>	<b>--</b>	<b>--</b>	<b>3.7</b>
Owned - Possédé .....	3,300	280	840	650	595	380	275	135	--	--	--	3.7
Rented - Loué .....	995	105	195	260	185	100	--	--	--	--	--	3.6
<b>Durham</b> .....	<b>8,620</b>	<b>785</b>	<b>2,315</b>	<b>1,815</b>	<b>1,620</b>	<b>1,055</b>	<b>570</b>	<b>240</b>	<b>125</b>	<b>--</b>	<b>--</b>	<b>3.4</b>
Owned - Possédé .....	6,365	590	1,730	1,375	1,150	740	415	175	115	--	--	3.4
Rented - Loué .....	2,255	195	585	440	470	315	155	--	--	--	--	3.5
<b>Elgin</b> .....	<b>15,330</b>	<b>1,410</b>	<b>4,030</b>	<b>3,650</b>	<b>2,680</b>	<b>1,800</b>	<b>960</b>	<b>380</b>	<b>220</b>	<b>--</b>	<b>110</b>	<b>3.4</b>
Owned - Possédé .....	10,980	980	2,980	2,615	1,860	1,320	690	250	135	--	--	3.4
Rented - Loué .....	4,350	430	1,050	1,035	820	480	270	130	--	--	--	3.5
<b>Essex</b> .....	<b>57,525</b>	<b>3,510</b>	<b>13,455</b>	<b>12,535</b>	<b>12,045</b>	<b>7,275</b>	<b>4,225</b>	<b>2,145</b>	<b>1,050</b>	<b>570</b>	<b>715</b>	<b>3.7</b>
Owned - Possédé .....	37,690	1,765	8,340	8,165	8,005	5,160	3,160	1,440	760	415	480	3.8
Rented - Loué .....	19,835	1,745	5,115	4,370	4,040	2,115	1,065	705	290	155	235	3.5
<b>Frontenac</b> .....	<b>16,010</b>	<b>1,105</b>	<b>3,605</b>	<b>3,345</b>	<b>3,215</b>	<b>2,065</b>	<b>1,115</b>	<b>725</b>	<b>345</b>	<b>220</b>	<b>270</b>	<b>3.8</b>
Owned - Possédé .....	9,370	665	1,970	1,815	1,945	1,260	715	480	220	140	160	3.9
Rented - Loué .....	6,640	440	1,635	1,530	1,270	805	400	245	125	--	110	3.7
<b>Glengarry</b> .....	<b>4,305</b>	<b>425</b>	<b>875</b>	<b>810</b>	<b>675</b>	<b>505</b>	<b>350</b>	<b>290</b>	<b>145</b>	<b>--</b>	<b>145</b>	<b>4.0</b>
Owned - Possédé .....	3,405	325	720	620	525	390	295	220	115	--	115	4.1
Rented - Loué .....	900	100	155	190	150	115	--	--	--	--	--	4.0
<b>Grenville</b> .....	<b>4,845</b>	<b>465</b>	<b>1,220</b>	<b>1,105</b>	<b>915</b>	<b>490</b>	<b>310</b>	<b>115</b>	<b>135</b>	<b>--</b>	<b>--</b>	<b>3.5</b>
Owned - Possédé .....	3,430	385	865	805	570	340	240	--	--	--	--	3.4
Rented - Loué .....	1,415	--	355	300	345	150	--	--	--	--	--	3.7
<b>Grey</b> .....	<b>16,565</b>	<b>1,545</b>	<b>4,215</b>	<b>3,415</b>	<b>3,145</b>	<b>1,995</b>	<b>1,145</b>	<b>550</b>	<b>235</b>	<b>160</b>	<b>160</b>	<b>3.5</b>
Owned - Possédé .....	13,335	1,105	3,380	2,700	2,585	1,630	980	470	195	145	145	3.6
Rented - Loué .....	3,230	440	835	715	560	365	165	--	--	--	--	3.2
<b>Haldimand</b> .....	<b>6,735</b>	<b>575</b>	<b>1,805</b>	<b>1,310</b>	<b>1,250</b>	<b>850</b>	<b>485</b>	<b>205</b>	<b>140</b>	<b>--</b>	<b>--</b>	<b>3.6</b>
Owned - Possédé .....	5,135	420	1,455	985	940	615	380	160	100	--	--	3.5
Rented - Loué .....	1,600	155	350	325	310	235	105	--	--	--	--	3.7
<b>Haliburton</b> .....	<b>2,050</b>	<b>190</b>	<b>445</b>	<b>415</b>	<b>370</b>	<b>305</b>	<b>165</b>	<b>--</b>	<b>--</b>	<b>--</b>	<b>--</b>	<b>3.8</b>
Owned - Possédé .....	1,710	160	355	340	315	260	135	--	--	--	--	3.8
Rented - Loué .....	340	--	--	--	--	--	--	--	--	--	--	3.6
<b>Halton</b> .....	<b>12,215</b>	<b>780</b>	<b>2,930</b>	<b>2,810</b>	<b>2,595</b>	<b>1,615</b>	<b>810</b>	<b>395</b>	<b>120</b>	<b>--</b>	<b>--</b>	<b>3.6</b>
Owned - Possédé .....	9,380	580	2,215	2,125	1,990	1,280	665	275	110	--	--	3.6
Rented - Loué .....	2,835	200	715	685	605	335	145	120	--	--	--	3.5
<b>Hastings</b> .....	<b>19,740</b>	<b>1,575</b>	<b>4,540</b>	<b>4,315</b>	<b>3,785</b>	<b>2,570</b>	<b>1,410</b>	<b>720</b>	<b>335</b>	<b>220</b>	<b>270</b>	<b>3.7</b>
Owned - Possédé .....	12,940	1,130	2,995	2,785	2,275	1,655	955	555	240	140	210	3.7
Rented - Loué .....	6,800	445	1,545	1,530	1,510	915	455	165	--	--	--	3.7
<b>Huron</b> .....	<b>13,870</b>	<b>1,505</b>	<b>3,390</b>	<b>3,185</b>	<b>2,510</b>	<b>1,555</b>	<b>855</b>	<b>415</b>	<b>230</b>	<b>120</b>	<b>105</b>	<b>3.4</b>
Owned - Possédé .....	10,895	1,155	2,785	2,440	1,865	1,255	650	355	175	115	100	3.5
Rented - Loué .....	2,975	350	605	745	645	300	205	--	--	--	--	3.4

**TABLE 45. Occupied dwellings by tenure showing household size, for counties and census divisions, 1951 - Continued**  
**TABLEAU 45. Logements occupés selon le mode d'occupation, et importance numérique du ménage, comtés et divisions de recensement, 1951 - suite**

County or census division, and tenure Comté ou division de recensement et mode d'occupation	Total	Households by number of persons Ménages selon le nombre de personnes										Average number of persons per household — Moyenne de personnes par ménage
		1	2	3	4	5	6	7	8	9	10+	
		<b>Ontario—Con.—suite</b>										
Kenora .....	10,205	1,185	2,085	2,155	1,925	1,305	745	360	230	110	105	3.6
Owned — Possédé .....	6,660	705	1,355	1,380	1,265	920	490	285	135	--	--	3.7
Rented — Loué .....	3,545	480	730	775	660	385	255	--	--	--	--	3.5
Kent .....	22,180	2,130	5,325	4,955	4,200	2,555	1,460	770	420	160	205	3.5
Owned — Possédé .....	15,270	1,445	3,710	3,185	2,965	1,780	1,145	560	265	--	130	3.6
Rented — Loué .....	6,910	685	1,615	1,770	1,235	775	315	210	155	--	--	3.5
Lambton .....	20,610	1,770	5,060	4,375	3,725	2,765	1,365	685	410	185	270	3.6
Owned — Possédé .....	15,835	1,315	3,900	3,260	2,860	2,180	1,090	535	350	150	195	3.7
Rented — Loué .....	4,775	455	1,160	1,115	865	585	275	150	--	--	--	3.5
Lanark .....	9,675	815	2,265	2,260	1,700	1,160	650	405	205	--	120	3.7
Owned — Possédé .....	7,095	550	1,630	1,650	1,270	860	495	325	155	--	--	3.7
Rented — Loué .....	2,580	265	635	610	430	300	155	--	--	--	--	3.5
Leeds .....	10,295	890	2,590	2,155	1,820	1,275	755	355	215	120	120	3.6
Owned — Possédé .....	6,975	585	1,820	1,405	1,230	840	555	235	160	--	--	3.6
Rented — Loué .....	3,320	305	770	750	590	435	200	120	--	--	--	3.6
Lennox & Addington .....	5,440	525	1,410	1,125	940	615	375	220	--	--	--	3.6
Owned — Possédé .....	4,235	430	1,165	860	705	475	270	190	--	--	--	3.5
Rented — Loué .....	1,205	--	245	265	235	140	105	--	--	--	--	3.9
Lincoln .....	24,300	1,530	5,730	5,675	5,070	3,085	1,610	725	420	190	265	3.6
Owned — Possédé .....	16,845	950	3,885	3,765	3,630	2,280	1,200	535	290	145	165	3.7
Rented — Loué .....	7,455	580	1,845	1,910	1,440	805	410	190	130	--	100	3.5
Manitoulin .....	2,805	270	600	505	535	275	225	190	--	--	--	3.9
Owned — Possédé .....	2,430	215	520	410	470	225	205	190	--	--	--	4.0
Rented — Loué .....	375	--	--	--	--	--	--	--	--	--	--	3.2
Middlesex .....	44,090	3,395	11,335	10,210	8,375	5,115	2,770	1,340	690	380	480	3.6
Owned — Possédé .....	30,425	1,960	7,495	7,030	6,030	3,855	2,100	965	455	255	280	3.6
Rented — Loué .....	13,665	1,435	3,840	3,180	2,345	1,260	670	375	235	125	200	3.4
Muskoka .....	6,860	705	1,780	1,430	1,180	835	460	200	125	--	--	3.5
Owned — Possédé .....	5,480	595	1,355	1,160	900	675	405	165	115	--	--	3.5
Rented — Loué .....	1,380	110	425	270	280	160	--	--	--	--	--	3.4
Nipissing .....	11,485	785	1,980	2,275	2,130	1,450	1,030	695	385	290	465	4.3
Owned — Possédé .....	8,375	555	1,345	1,540	1,500	1,095	765	580	310	255	430	4.5
Rented — Loué .....	3,110	230	635	735	630	355	265	115	--	--	--	3.8
Norfolk .....	11,785	1,030	2,960	2,375	2,275	1,455	750	485	250	--	110	3.6
Owned — Possédé .....	8,215	725	2,125	1,570	1,580	965	560	355	180	--	--	3.6
Rented — Loué .....	3,570	305	835	805	695	490	190	130	--	--	--	3.6
Northumberland .....	9,495	960	2,710	1,930	1,590	1,085	525	355	155	--	--	3.4
Owned — Possédé .....	6,955	685	2,085	1,405	1,115	785	355	265	115	--	--	3.4
Rented — Loué .....	2,540	275	625	525	475	300	170	--	--	--	--	3.5
Ontario .....	23,005	1,400	5,310	5,425	4,680	3,010	1,480	820	380	220	280	3.7
Owned — Possédé .....	16,485	1,025	3,835	3,860	3,325	2,220	1,055	530	285	150	200	3.7
Rented — Loué .....	6,520	375	1,475	1,565	1,355	790	425	290	--	--	--	3.7
Oxford .....	16,440	1,375	4,355	3,600	3,070	2,030	1,020	465	255	165	105	3.5
Owned — Possédé .....	11,660	960	3,120	2,440	2,150	1,540	730	340	205	100	--	3.5
Rented — Loué .....	4,780	415	1,235	1,160	920	490	290	125	--	--	--	3.4
Parry Sound .....	7,255	845	1,685	1,275	1,245	855	605	330	165	110	140	3.7
Owned — Possédé .....	5,795	660	1,365	930	995	715	505	285	130	--	125	3.8
Rented — Loué .....	1,460	185	320	345	250	140	100	--	--	--	--	3.5
Peel .....	14,505	790	3,115	3,215	3,045	2,205	1,160	500	225	105	145	3.8
Owned — Possédé .....	10,515	575	2,335	2,290	2,200	1,580	850	345	185	--	100	3.7
Rented — Loué .....	3,990	215	780	925	845	625	310	155	--	--	--	3.8
Perth .....	14,740	1,170	3,690	3,365	2,760	1,830	955	465	270	105	130	3.6
Owned — Possédé .....	11,430	885	2,875	2,530	2,080	1,480	770	370	235	--	110	3.6
Rented — Loué .....	3,310	285	815	835	680	350	185	--	--	--	--	3.4
Peterborough .....	15,985	1,045	3,660	3,415	3,250	2,090	1,155	650	365	160	195	3.8
Owned — Possédé .....	11,265	740	2,475	2,405	2,225	1,510	860	520	270	140	120	3.8
Rented — Loué .....	4,720	305	1,185	1,010	1,025	580	295	130	--	--	--	3.6
Prescott .....	5,590	295	1,015	955	1,025	670	565	430	250	130	255	4.5
Owned — Possédé .....	4,245	225	755	740	750	460	485	345	195	--	195	4.5
Rented — Loué .....	1,345	--	260	215	275	210	--	--	--	--	--	4.4

**TABLE 45. Occupied dwellings by tenure showing household size, for counties and census divisions, 1951 - Continued**  
**TABLEAU 45. Logements occupés selon le mode d'occupation, et importance numérique du ménage, comtés et divisions de recensement, 1951 - suite**

County or census division, and tenure Comté ou division de recensement et mode d'occupation	Total	Households by number of persons Ménages selon le nombre de personnes										Average number of persons per household — Moyenne de personnes par ménage	
		1	2	3	4	5	6	7	8	9	10 +		
<b>Ontario - Con. - fin</b>													
Prince Edward	5,310	550	1,445	1,165	880	680	250	160	--	--	--	--	3.4
Owned - Possédé	3,740	415	1,125	785	560	460	140	120	--	--	--	--	3.3
Rented - Loué	1,570	135	320	380	320	220	110	--	--	--	--	--	3.6
Rainy River	5,740	625	1,215	1,020	1,115	700	475	245	145	120	--	--	3.8
Owned - Possédé	4,590	505	885	820	910	585	400	215	130	--	--	--	3.8
Rented - Loué	1,150	120	330	200	205	115	--	--	--	--	--	--	3.6
Renfrew	15,655	1,000	3,000	3,245	3,010	2,205	1,250	840	425	325	355	355	4.1
Owned - Possédé	11,680	760	2,190	2,275	2,070	1,695	1,020	730	335	275	330	330	4.2
Rented - Loué	3,975	240	810	970	940	510	230	110	--	--	--	--	3.7
Russell	3,825	205	625	680	585	545	390	275	225	115	180	180	4.6
Owned - Possédé	3,115	170	515	540	440	460	305	225	185	105	170	170	4.7
Rented - Loué	710	--	110	140	145	--	--	--	--	--	--	--	4.3
Simcoe	27,390	2,410	6,760	5,780	5,220	3,190	1,880	960	570	285	335	335	3.6
Owned - Possédé	20,560	1,865	5,145	4,270	3,720	2,290	1,505	750	490	230	295	295	3.6
Rented - Loué	6,830	545	1,615	1,510	1,500	900	375	210	--	--	--	--	3.5
Stormont	11,705	615	2,225	2,375	2,380	1,620	1,090	560	390	190	260	260	4.1
Owned - Possédé	6,510	360	1,255	1,195	1,380	815	630	355	255	125	140	140	4.2
Rented - Loué	5,195	255	970	1,180	1,000	805	460	205	135	--	120	120	4.0
Sudbury	24,340	1,275	3,900	4,815	5,010	3,470	2,340	1,335	835	535	825	825	4.3
Owned - Possédé	14,050	775	1,955	2,455	2,825	2,035	1,555	890	575	405	580	580	4.6
Rented - Loué	10,290	500	1,945	2,360	2,185	1,435	785	445	260	130	245	245	4.0
Thunder Bay	26,860	2,265	5,670	6,105	5,625	3,550	1,715	995	370	280	285	285	3.7
Owned - Possédé	19,020	1,440	3,855	4,310	4,045	2,560	1,330	760	295	220	205	205	3.7
Rented - Loué	7,840	825	1,815	1,795	1,580	990	385	235	--	--	--	--	3.5
Timiskaming	12,730	1,220	2,470	2,680	2,460	1,640	1,005	525	265	210	255	255	3.8
Owned - Possédé	7,660	775	1,420	1,485	1,460	900	695	335	195	180	215	215	4.0
Rented - Loué	5,070	445	1,050	1,195	1,000	740	310	190	--	--	--	--	3.6
Victoria	7,830	810	2,080	1,670	1,360	910	525	195	140	--	--	--	3.5
Owned - Possédé	6,120	595	1,705	1,290	1,040	725	375	165	120	--	--	--	3.4
Rented - Loué	1,710	215	375	380	320	185	150	--	--	--	--	--	3.6
Waterloo	32,600	1,840	7,145	7,115	6,810	4,430	2,390	1,380	625	410	455	455	3.8
Owned - Possédé	23,180	990	4,610	5,020	4,910	3,395	1,950	1,120	475	370	340	340	4.0
Rented - Loué	9,420	850	2,535	2,095	1,900	1,035	440	260	150	--	115	115	3.4
Welland	32,345	1,850	7,290	7,040	6,910	4,330	2,225	1,245	660	345	450	450	3.8
Owned - Possédé	23,010	1,235	5,050	4,815	4,920	3,245	1,720	945	490	260	330	330	3.8
Rented - Loué	9,335	615	2,240	2,225	1,990	1,085	505	300	170	--	120	120	3.6
Wellington	17,765	1,325	4,510	3,700	3,345	2,275	1,280	655	365	115	195	195	3.6
Owned - Possédé	13,050	980	3,250	2,640	2,400	1,780	955	525	285	105	130	130	3.7
Rented - Loué	4,715	345	1,260	1,060	945	495	325	130	--	--	--	--	3.5
Wentworth	70,070	4,035	16,935	15,460	14,785	8,865	4,825	2,445	1,210	630	880	880	3.7
Owned - Possédé	47,735	2,090	10,290	10,535	10,845	6,610	3,590	1,750	935	440	650	650	3.8
Rented - Loué	22,335	1,945	6,645	4,925	3,940	2,255	1,235	695	275	190	230	230	3.4
York	288,935	14,285	61,565	61,240	60,215	37,915	22,370	12,640	7,375	4,260	7,070	7,070	4.0
Owned - Possédé	205,575	6,060	37,815	44,180	46,820	29,925	17,515	9,745	5,485	3,190	4,840	4,840	4.2
Rented - Loué	83,360	8,225	23,750	17,060	13,395	7,990	4,855	2,895	1,890	1,070	2,230	2,230	3.6
<b>Manitoba</b>	<b>202,400</b>	<b>15,920</b>	<b>45,355</b>	<b>43,915</b>	<b>40,770</b>	<b>25,505</b>	<b>13,885</b>	<b>7,615</b>	<b>3,975</b>	<b>2,170</b>	<b>3,290</b>	<b>3,290</b>	<b>3.7</b>
Owned - Possédé	144,645	9,675	29,550	30,540	29,635	19,960	11,330	6,425	3,205	1,790	2,535	2,535	3.9
Rented - Loué	57,755	6,245	15,805	13,375	11,135	5,545	2,555	1,190	770	380	755	755	3.3
Division No. 1	5,380	495	800	970	870	685	545	380	275	135	225	225	4.4
Owned - Possédé	4,735	400	695	835	780	620	475	345	245	125	215	215	4.5
Rented - Loué	645	--	105	135	--	--	--	--	--	--	--	--	3.9
Division No. 2	8,955	565	1,710	1,530	1,630	1,235	890	550	305	235	305	305	4.3
Owned - Possédé	7,630	490	1,385	1,225	1,385	1,065	815	510	250	215	290	290	4.4
Rented - Loué	1,325	--	325	305	245	170	--	--	--	--	--	--	3.8
Division No. 3	6,030	575	1,235	1,265	1,225	750	485	225	130	--	--	--	3.7
Owned - Possédé	4,685	475	995	930	905	580	385	180	100	--	--	--	3.7
Rented - Loué	1,345	100	240	335	320	170	100	--	--	--	--	--	3.7
Division No. 4	4,230	415	975	910	790	600	285	120	--	--	--	--	3.5
Owned - Possédé	3,165	345	795	655	545	435	205	--	--	--	--	--	3.5
Rented - Loué	1,065	--	180	255	245	165	--	--	--	--	--	--	3.8

**TABLE 45. Occupied dwellings by tenure showing household size, for counties and census divisions, 1951 - Continued**  
**TABLEAU 45. Logements occupés selon le mode d'occupation, et importance numérique du ménage, comtés et divisions de recensement, 1951 - suite**

County or census division, and tenure Comté ou division de recensement et mode d'occupation	Total	Households by number of persons Ménages selon le nombre de personnes										Average number of persons per household Moyenne de personnes par ménage
		1	2	3	4	5	6	7	8	9	10+	
<b>Manitoba - Con.-fin</b>												
Division No. 5 .....	13,900	1,060	2,910	3,075	3,135	1,715	935	540	290	--	160	3.7
Owned - Possédé .....	11,495	830	2,310	2,555	2,535	1,480	805	505	255	--	140	3.8
Rented - Loué .....	2,405	230	600	520	600	235	130	--	--	--	--	3.4
Division No. 6 .....	88,090	5,840	22,015	20,540	17,895	10,335	5,165	2,635	1,430	740	1,495	3.6
Owned - Possédé .....	52,400	1,985	11,125	12,255	11,515	7,245	3,845	2,045	955	520	910	3.9
Rented - Loué .....	35,690	3,855	10,890	8,285	6,380	3,090	1,320	590	475	220	585	3.3
Division No. 7 .....	10,740	905	2,665	2,320	2,355	1,200	550	375	190	100	--	3.5
Owned - Possédé .....	7,370	550	1,670	1,520	1,640	910	430	330	175	--	--	3.7
Rented - Loué .....	3,370	355	995	800	715	290	120	--	--	--	--	3.1
Division No. 8 .....	5,435	525	1,315	1,145	1,040	735	325	205	--	--	--	3.5
Owned - Possédé .....	4,060	380	1,080	715	750	585	270	165	--	--	--	3.6
Rented - Loué .....	1,375	145	235	430	290	150	--	--	--	--	--	3.4
Division No. 9 .....	15,240	805	3,290	3,505	3,550	2,205	900	595	150	120	120	3.7
Owned - Possédé .....	12,415	615	2,780	2,795	2,865	1,875	730	440	145	--	--	3.7
Rented - Loué .....	2,825	190	510	710	685	330	170	155	--	--	--	3.7
Division No. 10 .....	5,040	510	1,010	1,000	800	845	460	225	--	--	--	3.8
Owned - Possédé .....	4,250	385	870	805	685	730	390	205	--	--	--	3.9
Rented - Loué .....	790	125	140	195	115	115	--	--	--	--	--	3.4
Division No. 11 .....	7,030	770	1,545	1,455	1,425	880	465	260	--	--	--	3.6
Owned - Possédé .....	5,610	585	1,245	1,165	1,090	725	385	220	--	--	--	3.8
Rented - Loué .....	1,420	185	300	290	335	155	--	--	--	--	--	3.4
Division No. 12 .....	5,640	560	910	1,145	1,015	790	540	260	180	120	120	4.0
Owned - Possédé .....	4,995	470	785	1,010	870	695	515	255	170	110	115	4.1
Rented - Loué .....	645	--	125	135	145	--	--	--	--	--	--	3.4
Division No. 13 .....	6,320	675	1,245	1,175	1,145	885	600	310	130	--	105	3.8
Owned - Possédé .....	5,500	555	1,050	1,015	1,020	775	545	285	110	--	100	3.9
Rented - Loué .....	820	120	195	160	125	110	--	--	--	--	--	3.4
Division No. 14 .....	6,185	595	1,315	1,105	1,270	805	570	255	120	--	--	3.8
Owned - Possédé .....	5,225	410	1,115	960	1,075	685	500	235	110	--	--	3.9
Rented - Loué .....	960	185	200	145	195	120	--	--	--	--	--	3.3
Division No. 15 .....	3,210	315	605	595	565	520	270	155	100	--	--	3.9
Owned - Possédé .....	2,820	275	510	515	490	470	255	135	--	--	--	4.0
Rented - Loué .....	390	--	--	--	--	--	--	--	--	--	--	3.5
Division No. 16 .....	10,975	1,310	1,810	2,180	2,060	1,320	900	525	345	250	275	4.0
Owned - Possédé .....	8,290	925	1,140	1,585	1,485	1,085	780	485	310	230	265	4.2
Rented - Loué .....	2,685	385	670	595	575	235	120	--	--	--	--	3.2
<b>Saskatchewan</b>	<b>221,455</b>	<b>25,610</b>	<b>47,005</b>	<b>43,525</b>	<b>40,815</b>	<b>28,750</b>	<b>16,185</b>	<b>8,775</b>	<b>4,780</b>	<b>2,885</b>	<b>3,125</b>	<b>3.7</b>
Owned - Possédé .....	<b>164,800</b>	<b>17,640</b>	<b>33,610</b>	<b>31,875</b>	<b>29,965</b>	<b>22,360</b>	<b>13,120</b>	<b>7,110</b>	<b>3,965</b>	<b>2,445</b>	<b>2,720</b>	<b>3.8</b>
Rented - Loué .....	<b>56,655</b>	<b>7,970</b>	<b>13,395</b>	<b>11,650</b>	<b>10,850</b>	<b>6,390</b>	<b>3,065</b>	<b>1,665</b>	<b>825</b>	<b>440</b>	<b>405</b>	<b>3.3</b>
Division No. 1 .....	9,475	1,000	1,965	1,925	1,695	1,285	730	440	160	165	110	3.7
Owned - Possédé .....	7,205	770	1,515	1,440	1,210	1,010	555	345	130	135	--	3.8
Rented - Loué .....	2,270	230	450	485	485	275	175	--	--	--	--	3.7
Division No. 2 .....	8,700	985	2,030	1,580	1,550	1,230	665	290	180	--	110	3.6
Owned - Possédé .....	6,080	735	1,455	1,030	1,030	835	485	220	125	--	--	3.6
Rented - Loué .....	2,620	250	575	550	520	395	180	--	--	--	--	3.6
Division No. 3 .....	8,175	1,090	1,730	1,700	1,480	965	570	305	145	--	--	3.6
Owned - Possédé .....	6,165	840	1,325	1,260	1,040	735	435	235	135	--	--	3.6
Rented - Loué .....	2,010	250	405	440	440	230	135	--	--	--	--	3.5
Division No. 4 .....	5,005	875	1,175	925	775	620	315	180	--	--	--	3.3
Owned - Possédé .....	3,845	665	930	705	560	460	270	135	--	--	--	3.3
Rented - Loué .....	1,160	210	245	220	215	160	--	--	--	--	--	3.3
Division No. 5 .....	12,950	1,340	2,515	2,680	2,430	1,855	1,055	540	250	115	170	3.7
Owned - Possédé .....	10,470	1,105	2,025	2,070	1,875	1,535	930	460	220	--	155	3.8
Rented - Loué .....	2,480	235	490	610	555	320	125	--	--	--	--	3.5
Division No. 6 .....	30,535	2,945	7,190	6,410	5,955	3,740	1,880	975	605	390	445	3.6
Owned - Possédé .....	19,735	1,370	4,175	4,240	4,035	2,650	1,395	740	450	310	370	3.8
Rented - Loué .....	10,800	1,575	3,015	2,170	1,920	1,090	485	235	155	--	--	3.2
Division No. 7 .....	14,620	1,940	3,580	3,035	2,605	1,680	980	420	185	--	125	3.4
Owned - Possédé .....	9,620	975	2,215	2,055	1,855	1,185	770	305	115	--	--	3.5
Rented - Loué .....	5,000	965	1,365	980	750	495	210	115	--	--	--	3.1

TABLE 45. Occupied dwellings by tenure showing household size, for counties and census divisions, 1951 - Continued  
 TABLEAU 45. Logements occupés selon le mode d'occupation, et importance numérique du ménage, comtés et divisions de recensement, 1951 - suite

County or census division, and tenure Comté ou division de recensement et mode d'occupation	Total	Households by number of persons Ménages selon le nombre de personnes										Average number of persons per household Moyenne de personnes par ménage		
		1	2	3	4	5	6	7	8	9	10+			
<b>Saskatchewan - Con.-fin</b>														
Division No. 8	10,230	1,355	2,235	2,245	2,040	1,135	715	195	160	--	--	--	--	3.4
Owned - Possédé	7,205	1,010	1,585	1,515	1,375	740	580	145	120	--	--	--	--	3.4
Rented - Loué	3,025	345	650	730	665	395	135	--	--	--	--	--	--	3.3
Division No. 9	14,275	1,395	2,805	2,660	2,900	2,050	1,005	695	355	210	200	--	--	3.8
Owned - Possédé	11,575	1,105	2,155	2,115	2,315	1,745	845	605	320	190	180	--	--	3.9
Rented - Loué	2,700	290	650	545	585	305	160	--	--	--	--	--	--	3.5
Division No. 10	9,580	990	1,865	1,690	1,740	1,370	875	450	270	180	150	--	--	3.9
Owned - Possédé	8,045	780	1,540	1,415	1,420	1,180	750	390	265	160	145	--	--	4.0
Rented - Loué	1,535	210	325	275	320	190	125	--	--	--	--	--	--	3.5
Division No. 11	23,525	2,530	5,610	5,110	4,450	2,840	1,450	725	365	225	220	--	--	3.5
Owned - Possédé	16,005	1,345	3,630	3,555	3,170	2,135	1,050	550	245	160	165	--	--	3.6
Rented - Loué	7,520	1,185	1,980	1,555	1,280	705	400	175	120	--	--	--	--	3.2
Division No. 12	7,795	990	1,705	1,595	1,385	995	580	270	140	--	--	--	--	3.5
Owned - Possédé	5,725	680	1,280	1,165	955	750	445	240	100	--	--	--	--	3.6
Rented - Loué	2,070	310	425	430	430	245	135	--	--	--	--	--	--	3.4
Division No. 13	8,205	985	1,740	1,555	1,475	1,035	640	330	205	115	125	--	--	3.7
Owned - Possédé	6,135	745	1,375	1,210	990	700	505	245	160	--	110	--	--	3.7
Rented - Loué	2,070	240	365	345	485	335	135	--	--	--	--	--	--	3.7
Division No. 14	16,360	2,215	3,055	3,005	2,915	2,220	1,270	830	420	180	250	--	--	3.7
Owned - Possédé	13,350	1,710	2,410	2,315	2,395	1,960	1,115	660	395	160	230	--	--	3.8
Rented - Loué	3,010	505	645	690	520	260	155	170	--	--	--	--	--	3.3
Division No. 15	19,670	1,995	3,615	3,445	3,655	2,760	1,635	990	680	445	450	--	--	4.0
Owned - Possédé	15,630	1,405	2,720	2,670	2,810	2,325	1,445	840	605	400	410	--	--	4.2
Rented - Loué	4,040	590	895	775	845	435	190	150	--	--	--	--	--	3.4
Division No. 16	11,250	1,390	2,150	2,040	2,005	1,520	940	550	285	175	195	--	--	3.8
Owned - Possédé	8,865	1,090	1,590	1,600	1,560	1,200	780	480	245	150	170	--	--	3.9
Rented - Loué	2,385	300	560	440	445	320	160	--	--	--	--	--	--	3.5
Division No. 17	7,770	1,110	1,565	1,365	1,290	1,040	580	320	170	185	145	--	--	3.7
Owned - Possédé	6,330	925	1,305	1,050	1,015	850	490	260	150	155	130	--	--	3.8
Rented - Loué	1,440	185	260	315	275	190	--	--	--	--	--	--	--	3.7
Division No. 18	3,335	480	475	560	470	410	300	270	135	100	135	--	--	4.3
Owned - Possédé	2,815	385	380	465	355	365	275	255	120	--	120	--	--	4.4
Rented - Loué	520	--	--	--	115	--	--	--	--	--	--	--	--	3.6
<b>Alberta</b>	<b>250,750</b>	<b>29,625</b>	<b>53,235</b>	<b>50,210</b>	<b>48,420</b>	<b>31,625</b>	<b>18,010</b>	<b>9,145</b>	<b>5,025</b>	<b>2,430</b>	<b>3,025</b>	<b>3,025</b>	<b>3,025</b>	<b>3.6</b>
Owned - Possédé	179,085	18,595	35,515	35,165	35,365	24,420	14,165	7,380	4,120	1,955	2,375	2,375	2,375	3.8
Rented - Loué	71,665	11,030	17,720	15,045	13,055	7,205	3,845	1,765	905	475	650	650	650	3.3
Division No. 1	9,905	1,170	2,335	1,930	1,865	1,255	690	335	170	--	--	--	--	3.5
Owned - Possédé	6,555	740	1,505	1,225	1,250	890	440	270	115	--	--	--	--	3.6
Rented - Loué	3,350	430	830	705	615	365	250	--	--	--	--	--	--	3.4
Division No. 2	18,645	2,015	3,950	3,815	3,770	2,230	1,385	675	440	145	220	--	--	3.6
Owned - Possédé	12,650	1,195	2,635	2,555	2,610	1,590	1,040	460	345	--	130	--	--	3.7
Rented - Loué	5,995	820	1,315	1,260	1,160	640	345	215	--	--	--	--	--	3.5
Division No. 3	4,625	595	845	955	850	630	360	180	120	--	--	--	--	3.7
Owned - Possédé	3,295	410	595	670	565	435	300	155	--	--	--	--	--	3.8
Rented - Loué	1,330	185	250	285	285	195	--	--	--	--	--	--	--	3.4
Division No. 4	7,960	950	1,545	1,680	1,575	1,115	500	270	125	--	--	--	--	3.6
Owned - Possédé	5,635	695	1,105	1,255	1,025	790	395	180	110	--	--	--	--	3.6
Rented - Loué	2,325	255	440	425	550	325	105	--	--	--	--	--	--	3.8
Division No. 5	4,835	845	1,050	1,010	795	555	255	130	105	--	--	--	--	3.3
Owned - Possédé	3,725	700	820	720	585	450	205	115	--	--	--	--	--	3.3
Rented - Loué	1,110	145	230	290	210	105	--	--	--	--	--	--	--	3.4
Division No. 6	55,095	6,280	14,050	11,710	10,900	6,185	3,175	1,330	685	335	445	--	--	3.4
Owned - Possédé	35,010	2,860	8,115	7,355	7,745	4,465	2,385	975	540	250	320	--	--	3.6
Rented - Loué	20,085	3,420	5,935	4,355	3,155	1,720	790	355	145	--	125	--	--	3.0
Division No. 7	8,115	1,080	1,715	1,510	1,370	1,155	605	300	230	--	--	--	--	3.6
Owned - Possédé	6,330	815	1,295	1,115	1,095	945	495	230	195	--	--	--	--	3.7
Rented - Loué	1,785	265	420	395	275	210	110	--	--	--	--	--	--	3.3
Division No. 8	19,225	2,010	3,875	3,890	3,905	2,595	1,465	730	370	185	200	--	--	3.7
Owned - Possédé	14,435	1,470	2,885	2,875	2,845	2,010	1,120	615	290	160	165	--	--	3.7
Rented - Loué	4,790	540	990	1,015	1,060	585	345	115	--	--	--	--	--	3.5

**TABLE 45. Occupied dwellings by tenure showing household size, for counties and census divisions, 1951 - Concluded**  
**TABLEAU 45. Logements occupés selon le mode d'occupation, et importance numérique du ménage, comtés et divisions de recensement, 1951 - fin**

County or census division, and tenure Comté ou division de recensement et mode d'occupation	Total	Households by number of persons Ménages selon le nombre de personnes										Average number of persons per household Moyenne de personnes par ménage	
		1	2	3	4	5	6	7	8	9	10+		
<b>Alberta - Con.-fin</b>													
Division No. 9.....	8,780	1,270	1,875	1,590	1,535	1,185	705	300	165	--	--	--	3.5
Owned - Possédé.....	6,880	980	1,475	1,215	1,170	945	570	270	150	--	--	--	3.6
Rented - Loué.....	1,900	290	400	375	365	240	135	--	--	--	--	--	3.5
Division No. 10.....	13,095	1,445	2,395	2,530	2,500	1,965	1,120	610	265	115	150	150	3.8
Owned - Possédé.....	11,015	1,110	1,945	2,070	2,135	1,740	975	545	245	110	140	140	3.9
Rented - Loué.....	2,080	335	450	460	365	225	145	--	--	--	--	--	3.3
Division No. 11.....	59,550	5,495	12,860	12,605	12,440	7,595	4,320	2,050	1,040	495	650	650	3.6
Owned - Possédé.....	39,650	2,550	7,630	8,440	8,715	5,710	3,305	1,585	810	395	510	510	3.9
Rented - Loué.....	19,900	2,945	5,230	4,165	3,725	1,885	1,015	465	230	100	140	140	3.2
Division No. 12.....	4,940	865	940	900	865	575	395	205	110	--	--	--	3.5
Owned - Possédé.....	3,605	595	675	655	630	440	300	165	--	--	--	--	3.6
Rented - Loué.....	1,335	270	265	245	235	135	--	--	--	--	--	--	3.3
Division No. 13.....	7,015	915	990	1,110	1,170	870	675	500	320	205	260	260	4.3
Owned - Possédé.....	6,120	690	840	955	1,015	810	610	460	305	195	240	240	4.4
Rented - Loué.....	895	225	150	155	155	--	--	--	--	--	--	--	3.4
Division No. 14.....	12,080	1,600	1,915	2,305	2,150	1,715	1,070	605	360	180	180	180	3.9
Owned - Possédé.....	10,440	1,330	1,730	1,890	1,785	1,550	945	555	305	180	170	170	3.9
Rented - Loué.....	1,640	270	185	415	365	165	125	--	--	--	--	--	3.5
Division No. 15.....	5,430	960	910	865	800	685	415	320	170	135	170	170	3.9
Owned - Possédé.....	4,295	760	660	705	650	550	310	265	150	105	140	140	4.0
Rented - Loué.....	1,135	200	250	160	150	135	105	--	--	--	--	--	3.7
Division No. 16.....	8,915	1,620	1,605	1,510	1,570	1,080	645	430	210	--	155	155	3.6
Owned - Possédé.....	7,245	1,260	1,290	1,210	1,250	890	575	380	195	--	115	115	3.7
Rented - Loué.....	1,670	360	315	300	320	190	--	--	--	--	--	--	3.3
Division No. 17.....	2,540	510	380	295	360	235	230	175	140	--	130	130	4.2
Owned - Possédé.....	2,170	435	315	255	295	210	195	155	125	--	105	105	4.2
Rented - Loué.....	370	--	--	--	--	--	--	--	--	--	--	--	4.1
<b>British Columbia</b>	<b>337,780</b>	<b>40,300</b>	<b>92,955</b>	<b>70,320</b>	<b>64,515</b>	<b>35,690</b>	<b>17,420</b>	<b>7,520</b>	<b>4,130</b>	<b>2,010</b>	<b>2,920</b>	<b>2,920</b>	<b>3.3</b>
Owned - Possédé.....	235,160	23,695	63,165	48,790	46,855	26,900	13,090	5,775	3,195	1,545	2,150	2,150	3.4
Rented - Loué.....	102,620	16,605	29,790	21,530	17,660	8,790	4,330	1,745	935	465	770	770	3.1
Division No. 1.....	7,700	950	1,700	1,615	1,630	945	465	230	--	--	--	--	3.4
Owned - Possédé.....	5,235	595	1,110	1,025	1,155	720	330	180	--	--	--	--	3.5
Rented - Loué.....	2,465	355	590	590	475	225	135	--	--	--	--	--	3.2
Division No. 2.....	17,125	2,065	3,805	3,570	3,420	2,320	1,125	475	165	100	--	--	3.4
Owned - Possédé.....	11,615	1,200	2,445	2,460	2,355	1,700	820	360	120	--	--	--	3.6
Rented - Loué.....	5,510	865	1,360	1,110	1,065	620	305	115	--	--	--	--	3.2
Division No. 3.....	22,455	2,685	5,710	4,385	4,305	2,705	1,385	655	315	135	175	175	3.4
Owned - Possédé.....	15,960	1,730	4,230	3,105	2,940	1,970	1,035	460	240	100	150	150	3.5
Rented - Loué.....	6,495	955	1,480	1,280	1,365	735	350	195	--	--	--	--	3.3
Division No. 4.....	189,320	20,370	53,975	40,630	36,610	19,815	9,370	3,800	2,125	1,020	1,605	1,605	3.3
Owned - Possédé.....	132,885	10,690	36,435	29,025	27,870	15,450	6,955	3,000	1,610	750	1,100	1,100	3.4
Rented - Loué.....	56,435	9,680	17,540	11,605	8,740	4,365	2,415	800	515	270	505	505	3.0
Division No. 5.....	64,305	7,775	19,620	13,425	12,115	5,980	2,865	1,190	640	330	365	365	3.2
Owned - Possédé.....	45,160	4,965	13,805	9,080	8,640	4,450	2,310	885	495	250	280	280	3.2
Rented - Loué.....	19,145	2,810	5,815	4,345	3,475	1,530	555	305	145	--	--	--	3.0
Division No. 6.....	12,035	2,075	2,875	2,195	2,155	1,220	670	345	220	120	160	160	3.3
Owned - Possédé.....	7,765	1,285	1,805	1,385	1,325	845	490	235	180	100	115	115	3.5
Rented - Loué.....	4,270	790	1,070	810	830	375	180	110	--	--	--	--	3.1
Division No. 7.....	4,775	605	1,175	970	955	480	275	125	--	--	--	--	3.4
Owned - Possédé.....	2,690	470	620	450	445	265	190	100	--	--	--	--	3.5
Rented - Loué.....	2,085	135	555	520	510	215	--	--	--	--	--	--	3.3
Division No. 8.....	10,975	2,040	2,290	1,885	1,820	1,260	730	395	250	125	180	180	3.5
Owned - Possédé.....	7,455	1,455	1,510	1,190	1,115	860	555	335	205	100	130	130	3.5
Rented - Loué.....	3,520	585	780	695	705	400	175	--	--	--	--	--	3.3
Division No. 9.....	4,995	900	995	945	785	555	260	160	155	--	180	180	3.7
Owned - Possédé.....	3,430	635	615	590	550	370	200	115	130	--	175	175	3.9
Rented - Loué.....	1,565	265	380	355	235	185	--	--	--	--	--	--	3.2
Division No. 10.....	4,095	835	810	700	720	410	275	145	110	--	--	--	3.4
Owned - Possédé.....	2,965	670	590	480	460	270	205	105	105	--	--	--	3.4
Rented - Loué.....	1,130	165	220	220	260	140	--	--	--	--	--	--	3.4



TABLE 46. Occupied dwellings by tenure showing household size, for incorporated cities, towns, and villages of 10,000 population and over, 1951

TABLEAU 46. Logements occupés selon le mode d'occupation, et importance numérique du ménage, cités, villes et villages constitués de 10,000 et plus, 1951

City, town or village, and tenure Cité, ville ou village et mode d'occupation	Total	Households by number of persons Ménages selon le nombre de personnes										Average number of persons per household — Moyenne de personnes par ménage
		1	2	3	4	5	6	7	8	9	10+	
<b>Newfoundland</b>												
St. John's .....	10,570	300	1,350	1,930	1,885	1,715	1,415	650	390	375	560	4.8
Owned — Possédé .....	6,520	190	865	1,185	1,165	1,000	910	420	270	230	285	4.8
Rented — Loué .....	4,050	110	485	745	720	715	505	230	120	145	275	4.9
<b>Prince Edward Island</b>												
Charlottetown .....	3,515	170	630	740	630	525	395	185	--	--	110	4.2
Owned — Possédé .....	1,595	--	315	340	260	245	175	--	--	--	--	4.1
Rented — Loué .....	1,920	--	315	400	370	280	220	--	--	--	--	4.3
<b>Nova Scotia</b>												
Dartmouth .....	3,450	135	555	765	750	535	320	190	--	--	--	4.2
Owned — Possédé .....	2,020	--	290	465	440	340	180	120	--	--	--	4.2
Rented — Loué .....	1,430	--	265	300	310	195	140	--	--	--	--	4.1
Glace Bay .....	5,325	190	675	930	945	945	595	410	255	140	240	4.7
Owned — Possédé .....	4,220	125	490	670	785	775	505	345	210	130	185	4.9
Rented — Loué .....	1,105	--	185	260	160	170	--	--	--	--	--	4.3
Halifax .....	18,710	1,065	3,390	3,875	3,630	2,655	1,790	1,010	495	280	520	4.1
Owned — Possédé .....	8,785	325	1,260	1,715	1,890	1,415	960	535	275	135	275	4.4
Rented — Loué .....	9,925	740	2,130	2,160	1,740	1,240	830	475	220	145	245	3.9
New Waterford .....	2,090	--	215	345	355	365	270	160	120	--	115	5.0
Owned — Possédé .....	1,625	--	140	275	255	275	235	115	115	--	--	5.1
Rented — Loué .....	465	--	--	--	100	--	--	--	--	--	--	4.5
Sydney .....	6,325	150	820	1,065	1,095	1,150	805	495	320	130	295	4.8
Owned — Possédé .....	4,350	120	555	670	665	815	635	355	215	--	235	4.9
Rented — Loué .....	1,975	--	265	395	430	335	170	140	105	--	--	4.6
Truro .....	2,810	200	775	495	535	350	220	110	--	--	--	3.7
Owned — Possédé .....	1,705	--	425	295	330	225	150	--	--	--	--	3.9
Rented — Loué .....	1,105	105	350	200	205	125	--	--	--	--	--	3.3
<b>New Brunswick</b>												
Edmundston .....	2,180	--	250	425	395	355	210	190	120	--	105	4.8
Owned — Possédé .....	1,165	--	110	170	190	165	125	145	--	--	100	5.2
Rented — Loué .....	1,015	--	140	255	205	190	--	--	--	--	--	4.3
Fredericton .....	4,255	275	940	1,010	915	525	285	120	--	--	--	3.7
Owned — Possédé .....	1,985	120	435	390	450	270	135	--	--	--	--	3.8
Rented — Loué .....	2,270	155	505	620	465	255	150	--	--	--	--	3.5
Moncton .....	6,595	345	1,420	1,400	1,250	900	535	315	170	--	175	4.0
Owned — Possédé .....	2,890	145	580	520	475	470	295	180	--	--	105	4.3
Rented — Loué .....	3,705	200	840	880	775	430	240	135	--	--	--	3.8
Saint John .....	13,180	950	2,860	3,135	2,510	1,570	985	470	280	210	210	3.8
Owned — Possédé .....	2,910	205	660	715	535	345	230	--	--	--	--	3.7
Rented — Loué .....	10,270	745	2,200	2,420	1,975	1,225	755	380	250	185	135	3.8
<b>Québec</b>												
Arvida .....	1,910	--	155	250	315	285	235	145	220	125	170	5.8
Owned — Possédé .....	385	--	--	--	--	--	--	--	--	--	--	7.2
Rented — Loué .....	1,525	--	140	215	285	235	195	115	160	--	--	5.4
Cap-de-la-Madeleine .....	3,795	--	525	680	715	590	430	275	195	115	215	4.9
Owned — Possédé .....	1,945	--	225	345	300	275	245	210	110	--	125	5.2
Rented — Loué .....	1,850	--	300	335	415	315	185	--	--	--	--	4.5

TABLE 46. Occupied dwellings by tenure showing household size, for incorporated cities, towns, and villages of 10,000 population and over, 1951 - Continued

TABLEAU 46. Logements occupés selon le mode d'occupation, et importance numérique du ménage, cités, villes et villages constitués de 10,000 et plus, 1951 - suite

City, town or village, and tenure Cité, ville ou village et mode d'occupation	Total	Households by number of persons Ménages selon le nombre de personnes										Average number of persons per household — Moyenne de personnes par ménage
		1	2	3	4	5	6	7	8	9	10+	
<b>Québec - Con. - suite</b>												
Chicoutimi .....	3,875	--	320	620	625	570	465	380	270	215	360	5.6
Owned - Possédé .....	1,625	--	--	175	220	245	165	170	140	140	270	6.5
Rented - Loué .....	2,250	--	235	445	405	325	300	210	130	--	--	4.9
Drummondville .....	3,160	105	505	630	635	495	330	195	100	--	100	4.4
Owned - Possédé .....	1,020	--	150	100	200	155	155	--	--	--	--	5.1
Rented - Loué .....	2,140	--	355	530	435	340	175	125	--	--	--	4.1
Granby .....	4,990	155	1,000	960	930	730	435	340	170	--	175	4.3
Owned - Possédé .....	1,960	--	300	295	345	300	195	165	120	--	125	4.8
Rented - Loué .....	3,030	--	700	665	585	430	240	175	--	--	--	4.0
Grand'Mère .....	2,390	--	370	460	465	380	250	175	--	--	--	4.5
Owned - Possédé .....	955	--	130	165	145	180	105	--	--	--	--	4.9
Rented - Loué .....	1,435	--	240	295	320	200	145	--	--	--	--	4.3
Hull .....	9,325	240	1,450	1,870	1,745	1,440	975	505	445	250	405	4.6
Owned - Possédé .....	4,175	120	535	650	775	680	525	290	225	150	225	4.9
Rented - Loué .....	5,150	120	915	1,220	970	760	450	215	220	100	180	4.3
Jacques-Cartier .....	4,780	175	685	845	825	805	520	330	230	155	210	4.7
Owned - Possédé .....	3,285	115	525	555	550	490	355	210	180	115	190	4.8
Rented - Loué .....	1,495	--	160	290	275	315	165	120	--	--	--	4.5
Joliette .....	3,250	--	445	670	645	420	310	300	150	115	120	4.7
Owned - Possédé .....	1,030	--	115	170	175	145	125	110	--	--	--	5.0
Rented - Loué .....	2,220	--	330	500	470	275	185	190	--	--	--	4.5
Jonquières .....	3,755	--	300	555	530	605	505	365	300	180	390	5.7
Owned - Possédé .....	1,640	--	--	180	165	205	295	210	130	110	285	6.6
Rented - Loué .....	2,115	--	245	375	365	400	210	155	170	--	105	5.0
Lachine .....	6,385	140	1,115	1,470	1,605	885	500	340	125	100	105	4.1
Owned - Possédé .....	2,675	--	530	610	720	315	190	130	--	--	--	4.0
Rented - Loué .....	3,710	--	585	860	885	570	310	210	--	--	--	4.1
Lasalle .....	2,790	--	505	660	665	385	195	150	--	--	--	4.1
Owned - Possédé .....	1,235	--	195	245	260	200	115	--	--	--	--	4.4
Rented - Loué .....	1,555	--	310	415	405	185	--	--	--	--	--	3.9
Lévis .....	2,435	--	60	430	420	395	250	160	135	--	125	4.8
Owned - Possédé .....	1,385	--	170	175	195	230	195	120	110	--	115	5.4
Rented - Loué .....	1,050	--	190	255	225	165	--	--	--	--	--	4.0
Longueuil .....	2,485	--	445	490	465	415	280	105	100	--	--	4.4
Owned - Possédé .....	1,225	--	235	190	225	195	155	--	--	--	--	4.6
Rented - Loué .....	1,260	--	210	300	240	220	125	--	--	--	--	4.2
Magog .....	2,725	105	425	555	520	385	325	145	105	--	--	4.4
Owned - Possédé .....	1,140	--	135	160	210	170	180	--	--	--	--	5.0
Rented - Loué .....	1,585	--	290	395	310	215	145	--	--	--	--	4.0
Montréal .....	247,485	14,305	52,010	52,120	47,980	33,725	20,205	11,520	6,730	3,855	5,035	4.0
Owned - Possédé .....	43,215	1,455	7,675	9,030	9,105	6,640	4,050	2,210	1,245	810	995	4.2
Rented - Loué .....	204,270	12,850	44,335	43,090	38,875	27,085	16,155	9,310	5,485	3,045	4,040	3.9
Montréal N. ....	2,985	--	395	580	555	550	325	200	115	--	115	4.7
Owned - Possédé .....	1,675	--	255	275	270	200	150	--	--	--	--	4.8
Rented - Loué .....	1,310	--	140	305	285	280	125	--	--	--	--	4.5
Mont-Royal .....	3,110	--	665	755	850	505	150	--	--	--	--	3.6
Owned - Possédé .....	2,210	--	405	450	645	415	135	--	--	--	--	3.9
Rented - Loué .....	900	--	260	305	205	--	--	--	--	--	--	3.1
Outremont .....	7,420	280	1,435	1,665	1,540	1,235	670	350	135	--	--	3.9
Owned - Possédé .....	2,375	--	365	435	375	485	320	195	--	--	--	4.4
Rented - Loué .....	5,045	195	1,070	1,230	1,165	750	350	155	--	--	--	3.7
Québec .....	34,970	1,720	6,165	6,815	6,295	4,690	3,175	2,280	1,395	955	1,480	4.4
Owned - Possédé .....	8,540	295	1,140	1,375	1,325	1,180	945	765	535	385	595	5.1
Rented - Loué .....	26,430	1,425	5,025	5,440	4,970	3,510	2,230	1,515	860	570	885	4.2
Rimouski .....	2,100	--	200	390	340	345	250	180	125	--	135	5.2
Owned - Possédé .....	1,125	--	--	220	130	185	165	--	--	--	100	5.5
Rented - Loué .....	975	--	130	170	210	160	--	--	--	--	--	4.7
Rouyn .....	3,015	140	430	585	530	465	320	215	115	--	135	4.6
Owned - Possédé .....	1,125	--	140	215	125	210	130	--	--	--	--	5.1
Rented - Loué .....	1,890	115	290	370	405	255	190	125	--	--	--	4.2

TABLE 46. Occupied dwellings by tenure showing household size, for incorporated cities, towns, and villages of 10,000 population and over, 1951 - Continued

TABLEAU 46. Logements occupés selon le mode d'occupation, et importance numérique du ménage, cités, villes et villages constitués de 10,000 et plus 1951 - suite

City, town or village, and tenure Cité, ville ou village et mode d'occupation	Total	Households by number of persons Ménages selon le nombre de personnes										Average number of persons per household Moyenne de personnes par ménage
		1	2	3	4	5	6	7	8	9	10+	
		<b>Québec - Con.-fin</b>										
St-Hyacinthe .....	4,420	255	930	910	790	595	375	250	140	--	105	4.0
Owned - Possédé .....	1,175	--	225	230	180	145	--	115	--	--	--	4.6
Rented - Loué .....	3,245	210	705	680	610	450	295	135	--	--	--	3.9
St-Jean .....	4,090	150	750	840	855	585	405	185	165	--	--	4.2
Owned - Possédé .....	1,320	--	195	230	275	200	135	--	--	--	--	4.7
Rented - Loué .....	2,770	110	555	610	580	385	270	120	--	--	--	4.0
St-Jérôme (Terrebonne Co.) .....	3,990	160	730	765	695	670	370	190	215	--	120	4.3
Owned - Possédé .....	1,470	--	240	230	240	245	140	--	115	--	105	4.8
Rented - Loué .....	2,520	115	490	535	455	425	230	110	100	--	--	4.0
St-Laurent .....	4,975	--	905	1,320	1,245	665	385	160	105	--	--	3.9
Owned - Possédé .....	1,910	--	195	380	575	335	205	--	--	--	--	4.4
Rented - Loué .....	3,065	--	710	940	670	330	180	--	--	--	--	3.6
St-Michel .....	2,255	--	270	515	485	350	195	120	120	--	--	4.6
Owned - Possédé .....	1,395	--	170	285	305	215	125	--	105	--	--	4.8
Rented - Loué .....	860	--	100	230	180	135	--	--	--	--	--	4.4
Shawinigan Falls .....	5,670	125	770	1,165	1,155	800	560	445	275	155	220	4.7
Owned - Possédé .....	1,310	--	180	230	195	150	125	155	115	--	--	5.3
Rented - Loué .....	4,360	100	590	935	960	650	435	290	160	100	140	4.5
Sherbrooke .....	11,545	540	2,290	2,405	2,190	1,600	930	650	425	245	270	4.1
Owned - Possédé .....	3,785	155	455	720	715	550	400	315	180	120	175	4.7
Rented - Loué .....	7,760	385	1,835	1,685	1,475	1,050	530	335	245	125	--	3.9
Sillery .....	2,155	--	300	410	505	285	235	140	115	--	--	4.5
Owned - Possédé .....	1,440	--	150	220	360	230	170	105	--	--	--	4.9
Rented - Loué .....	715	--	150	190	145	--	--	--	--	--	--	3.8
Sorel .....	3,065	--	410	565	605	485	350	295	130	--	105	4.7
Owned - Possédé .....	1,400	--	150	260	255	210	175	175	--	--	--	5.0
Rented - Loué .....	1,665	--	260	305	350	275	175	120	--	--	--	4.4
Thetford Mines .....	3,330	--	595	645	600	495	360	240	110	--	120	4.4
Owned - Possédé .....	1,945	--	300	350	295	310	260	175	--	--	--	4.7
Rented - Loué .....	1,385	--	295	295	305	185	100	--	--	--	--	4.0
Trois-Rivières .....	9,530	305	1,485	1,885	1,890	1,235	1,025	595	425	295	390	4.6
Owned - Possédé .....	2,670	--	365	465	415	360	350	210	140	130	185	5.1
Rented - Loué .....	6,860	255	1,120	1,420	1,475	875	675	385	285	165	205	4.3
Valleyfield (Salaberry-de-) .....	4,890	115	795	950	950	785	505	310	215	110	155	4.5
Owned - Possédé .....	2,020	--	315	330	360	345	200	180	--	--	--	4.8
Rented - Loué .....	2,870	--	480	620	590	440	305	130	125	--	--	4.3
Verdun .....	19,805	545	4,300	4,910	4,545	2,725	1,530	620	335	125	170	3.8
Owned - Possédé .....	3,130	110	785	690	635	485	225	100	--	--	--	3.7
Rented - Loué .....	16,675	435	3,515	4,220	3,910	2,240	1,305	520	280	105	145	3.8
Victoriaville .....	2,890	100	525	545	520	385	270	250	135	--	115	4.5
Owned - Possédé .....	1,335	--	195	230	215	175	130	140	--	--	--	5.0
Rented - Loué .....	1,555	--	330	315	305	210	140	110	--	--	--	4.0
Westmount .....	6,260	430	1,455	1,410	1,095	825	475	275	135	--	--	3.8
Owned - Possédé .....	3,180	--	515	685	640	510	345	185	100	--	--	4.3
Rented - Loué .....	3,080	350	940	725	455	315	130	--	--	--	--	3.2
<b>Ontario</b>												
Barrie .....	3,525	265	950	775	725	385	225	--	--	--	--	3.5
Owned - Possédé .....	2,225	165	585	460	460	250	160	--	--	--	--	3.6
Rented - Loué .....	1,300	100	365	315	265	135	--	--	--	--	--	3.3
Belleville .....	5,465	360	1,390	1,335	1,050	690	325	150	--	--	--	3.6
Owned - Possédé .....	2,945	175	755	715	525	345	225	110	--	--	--	3.6
Rented - Loué .....	2,520	185	635	620	525	345	100	--	--	--	--	3.5
Brantford .....	10,375	765	2,800	2,365	2,070	1,200	635	240	175	--	--	3.5
Owned - Possédé .....	6,410	445	1,665	1,410	1,250	825	440	170	140	--	--	3.6
Rented - Loué .....	3,965	320	1,135	955	820	375	195	--	--	--	--	3.3
Brockville .....	3,385	230	835	820	595	455	230	120	--	--	--	3.6
Owned - Possédé .....	1,635	110	425	370	270	200	155	--	--	--	--	3.6
Rented - Loué .....	1,750	120	410	450	325	255	--	--	--	--	--	3.6

TABLE 46. Occupied dwellings by tenure showing household size, for incorporated cities, towns, and villages of 10,000 population and over, 1951 - Continued

TABLEAU 46. Logements occupés selon le mode d'occupation, et importance numérique du ménage, cités, villes et villages constitués de 10,000 et plus, 1951 - suite

City, town or village, and tenure Cité, ville ou village et mode d'occupation	Total	Households by number of persons Ménages selon le nombre de personnes										Average number of persons per household Moyenne de personnes par ménage
		1	2	3	4	5	6	7	8	9	10 +	
		<b>Ontario - Con.-suite</b>										
Chatham .....	6,105	655	1,560	1,395	1,150	630	345	195	100	--	--	3.4
Owned - Possédé .....	3,440	325	790	710	745	385	265	115	--	--	--	3.6
Rented - Loué .....	2,665	330	770	685	405	245	--	--	--	--	--	3.2
Cornwall .....	4,100	175	820	835	890	590	380	175	--	--	--	4.0
Owned - Possédé .....	1,730	--	350	275	440	225	175	--	--	--	--	4.2
Rented - Loué .....	2,370	125	470	560	450	365	205	--	--	--	--	3.9
Eastview .....	3,190	--	550	710	660	490	250	210	--	--	--	4.3
Owned - Possédé .....	1,450	--	225	255	255	235	125	135	--	--	--	4.8
Rented - Loué .....	1,740	--	325	455	405	255	125	--	--	--	--	3.9
Forest Hill .....	4,250	255	985	955	890	660	310	145	--	--	--	3.6
Owned - Possédé .....	2,885	--	330	665	770	565	305	145	--	--	--	4.1
Rented - Loué .....	1,365	200	655	290	120	--	--	--	--	--	--	2.5
Fort William .....	9,300	520	1,940	2,295	2,060	1,290	620	325	100	--	--	3.7
Owned - Possédé .....	6,675	275	1,235	1,645	1,565	1,000	500	285	--	--	--	3.8
Rented - Loué .....	2,625	245	705	650	495	290	120	--	--	--	--	3.4
Galt .....	5,470	380	1,390	1,315	1,145	620	290	210	--	--	--	3.5
Owned - Possédé .....	3,520	205	910	825	740	415	215	155	--	--	--	3.5
Rented - Loué .....	1,950	175	480	490	405	205	--	--	--	--	--	3.4
Guelph .....	7,105	370	1,790	1,495	1,480	885	550	260	155	--	--	3.7
Owned - Possédé .....	4,320	230	1,005	900	895	585	350	180	--	--	--	3.8
Rented - Loué .....	2,785	140	785	595	585	300	200	--	--	--	--	3.6
Hamilton .....	55,340	3,265	13,480	12,310	11,400	6,895	3,750	2,000	975	510	755	3.7
Owned - Possédé .....	36,090	1,460	7,530	8,040	8,195	5,045	2,765	1,410	740	350	555	3.9
Rented - Loué .....	19,250	1,805	5,950	4,270	3,205	1,850	985	590	235	160	200	3.3
Kingston .....	8,710	610	2,155	1,915	1,685	1,030	570	305	200	--	150	3.7
Owned - Possédé .....	4,115	245	935	790	920	530	325	165	--	--	--	3.9
Rented - Loué .....	4,595	365	1,220	1,125	765	500	245	140	105	--	--	3.6
Kitchener .....	11,570	645	2,600	2,495	2,395	1,580	885	445	185	160	180	3.8
Owned - Possédé .....	7,500	235	1,350	1,605	1,660	1,195	710	335	135	150	125	4.1
Rented - Loué .....	4,070	410	1,250	890	735	385	175	110	--	--	--	3.3
Leaside .....	4,645	120	1,070	1,215	1,360	545	230	--	--	--	--	3.5
Owned - Possédé .....	3,780	--	685	990	1,215	525	205	--	--	--	--	3.7
Rented - Loué .....	865	--	385	225	145	--	--	--	--	--	--	2.8
London .....	26,385	2,070	7,185	6,105	4,875	2,935	1,560	725	415	210	305	3.5
Owned - Possédé .....	15,895	925	3,935	3,680	3,175	2,055	1,075	500	250	125	175	3.7
Rented - Loué .....	10,490	1,145	3,250	2,425	1,700	880	485	225	165	--	130	3.3
Mimico .....	3,015	100	780	620	780	290	170	185	--	--	--	3.7
Owned - Possédé .....	2,130	--	455	445	600	225	120	155	--	--	--	3.9
Rented - Loué .....	885	--	325	175	180	--	--	--	--	--	--	3.3
New Toronto .....	2,360	--	385	570	545	370	240	110	--	--	--	4.1
Owned - Possédé .....	1,790	--	300	405	400	300	195	--	--	--	--	4.2
Rented - Loué .....	570	--	--	165	145	--	--	--	--	--	--	3.9
Niagara Falls .....	6,105	365	1,580	1,250	1,200	795	405	235	115	--	115	3.7
Owned - Possédé .....	3,920	195	950	785	780	525	295	185	--	--	--	3.9
Rented - Loué .....	2,185	170	630	465	420	270	110	--	--	--	--	3.5
North Bay .....	4,400	215	825	1,015	885	615	425	215	--	--	--	4.0
Owned - Possédé .....	3,005	140	450	645	615	500	285	190	--	--	--	4.2
Rented - Loué .....	1,395	--	375	370	270	115	140	--	--	--	--	3.5
Orillia .....	3,430	260	875	805	695	390	195	115	--	--	--	3.5
Owned - Possédé .....	2,435	175	580	560	510	305	150	--	--	--	--	3.6
Rented - Loué .....	995	--	295	245	185	--	--	--	--	--	--	3.3
Oshawa .....	11,225	495	2,530	2,890	2,305	1,570	640	390	195	--	120	3.7
Owned - Possédé .....	8,245	305	1,615	2,165	1,750	1,305	510	270	170	--	--	3.8
Rented - Loué .....	2,980	190	915	725	555	265	130	120	--	--	--	3.4
Ottawa .....	48,965	3,185	10,315	10,320	9,585	6,615	3,905	2,030	1,215	695	1,100	3.9
Owned - Possédé .....	21,260	855	3,855	4,625	4,545	3,405	1,805	975	530	285	380	4.1
Rented - Loué .....	27,705	2,330	6,460	5,695	5,040	3,210	2,100	1,055	685	410	720	3.8
Owen Sound .....	4,465	340	1,090	905	925	575	305	160	--	--	--	3.6
Owned - Possédé .....	3,080	175	755	555	675	425	230	125	--	--	--	3.8
Rented - Loué .....	1,385	165	335	350	250	150	--	--	--	--	--	3.3

TABLE 46. Occupied dwellings by tenure showing household size, for incorporated cities, towns, and villages of 10,000 population and over, 1951 - Continued

TABLEAU 46. Logements occupés selon le mode d'occupation, et importance numérique du ménage, cités, villes et villages constitués de 10,000 et plus, 1951 - suite

City, town or village, and tenure  Cité, ville ou village et mode d'occupation	Total	Households by number of persons Ménages selon le nombre de personnes										Average number of persons per household  Moyenne de personnes par ménage
		1	2	3	4	5	6	7	8	9	10+	
<b>Ontario - Con.-fin</b>												
Pembroke .....	3,045	150	590	685	640	360	280	140	--	--	--	4.0
Owned - Possédé.....	2,220	--	405	430	490	295	235	125	--	--	--	4.2
Rented - Loué.....	825	--	185	255	150	--	--	--	--	--	--	3.6
Peterborough .....	10,020	535	2,390	2,105	2,210	1,270	675	395	235	--	110	3.8
Owned - Possédé.....	6,370	265	1,410	1,370	1,425	840	465	300	160	--	--	3.9
Rented - Loué.....	3,650	270	980	735	785	430	210	--	--	--	--	3.6
Port Arthur.....	8,425	595	1,890	1,970	1,800	1,120	520	275	--	--	--	3.6
Owned - Possédé.....	6,275	350	1,360	1,480	1,390	855	415	225	--	--	--	3.7
Rented - Loué.....	2,150	245	530	490	410	265	105	--	--	--	--	3.4
St. Catharines.....	10,380	625	2,545	2,440	2,160	1,305	680	280	170	--	110	3.6
Owned - Possédé.....	6,595	285	1,510	1,510	1,485	940	470	175	110	--	--	3.7
Rented - Loué.....	3,785	340	1,035	930	675	365	210	105	--	--	--	3.4
St. Thomas.....	5,540	500	1,555	1,425	985	595	285	100	--	--	--	3.3
Owned - Possédé.....	3,450	275	960	885	605	385	200	--	--	--	--	3.3
Rented - Loué.....	2,090	225	595	540	380	210	--	--	--	--	--	3.1
Sarnia.....	9,380	620	2,160	2,140	1,880	1,275	595	310	205	--	110	3.7
Owned - Possédé.....	6,620	390	1,430	1,475	1,395	925	470	230	170	--	--	3.8
Rented - Loué.....	2,760	230	730	665	485	350	125	--	--	--	--	3.5
Sault Ste. Marie.....	7,855	335	1,580	1,600	1,615	1,145	685	440	210	105	140	4.1
Owned - Possédé.....	5,330	205	950	985	1,090	880	470	385	175	--	110	4.3
Rented - Loué.....	2,525	130	630	615	525	265	215	--	--	--	--	3.6
Stratford.....	5,445	400	1,395	1,405	1,085	630	285	115	--	--	--	3.4
Owned - Possédé.....	3,650	265	900	930	740	425	215	--	--	--	--	3.5
Rented - Loué.....	1,795	135	495	475	345	205	--	--	--	--	--	3.3
Sudbury.....	9,450	325	1,570	2,035	1,985	1,285	845	490	310	200	405	4.4
Owned - Possédé.....	4,435	120	440	805	995	680	545	285	175	125	265	4.9
Rented - Loué.....	5,015	205	1,130	1,230	990	605	300	205	135	--	140	4.0
Timmins.....	6,920	360	1,330	1,470	1,545	960	580	300	125	130	120	4.0
Owned - Possédé.....	3,380	110	540	625	795	580	340	165	--	--	--	4.3
Rented - Loué.....	3,540	250	790	845	750	380	240	135	--	--	--	3.7
Toronto.....	157,175	9,855	32,540	30,025	28,885	19,845	13,380	8,055	5,265	3,260	6,065	4.2
Owned - Possédé.....	97,795	3,170	16,185	18,350	19,845	14,375	9,830	5,845	3,775	2,380	4,040	4.5
Rented - Loué.....	59,380	6,685	16,355	11,675	9,040	5,470	3,550	2,210	1,490	880	2,025	3.7
Trenton.....	2,770	200	600	675	600	325	175	--	--	--	--	3.6
Owned - Possédé.....	1,490	125	310	320	300	200	120	--	--	--	--	3.7
Rented - Loué.....	1,280	--	290	355	300	125	--	--	--	--	--	3.5
Waterloo.....	3,045	110	570	730	695	450	260	120	--	--	--	3.9
Owned - Possédé.....	2,170	--	375	500	490	360	190	100	--	--	--	4.0
Rented - Loué.....	875	--	195	230	205	--	--	--	--	--	--	3.5
Welland.....	3,935	175	850	910	835	520	240	170	115	--	--	3.9
Owned - Possédé.....	2,585	--	535	590	495	390	185	125	--	--	--	4.1
Rented - Loué.....	1,350	--	315	320	340	130	--	--	--	--	--	3.6
Windsor.....	31,815	2,015	7,410	6,930	6,740	4,065	2,220	1,185	565	300	385	3.7
Owned - Possédé.....	17,300	650	3,555	3,745	3,885	2,545	1,475	650	355	195	245	3.9
Rented - Loué.....	14,515	1,365	3,855	3,185	2,855	1,520	745	535	210	105	140	3.4
Woodstock.....	4,635	385	1,300	1,130	880	505	235	--	--	--	--	3.3
Owned - Possédé.....	2,740	220	735	635	545	330	150	--	--	--	--	3.4
Rented - Loué.....	1,895	165	565	495	335	175	--	--	--	--	--	3.2
<b>Manitoba</b>												
Brandon.....	5,360	445	1,465	1,175	1,180	540	240	135	--	--	--	3.4
Owned - Possédé.....	3,430	190	795	755	860	385	180	115	--	--	--	3.7
Rented - Loué.....	1,930	255	670	420	320	155	--	--	--	--	--	3.0
St. Boniface.....	6,625	290	1,510	1,575	1,405	895	445	230	135	--	--	3.8
Owned - Possédé.....	4,070	105	770	830	870	685	385	210	--	--	--	4.1
Rented - Loué.....	2,555	185	740	745	535	210	--	--	--	--	--	3.2
Winnipeg.....	64,630	4,655	17,240	14,950	12,700	7,195	3,460	1,810	970	495	1,155	3.6
Owned - Possédé.....	34,280	1,140	7,540	8,105	7,565	4,710	2,345	1,335	615	300	625	3.9
Rented - Loué.....	30,350	3,515	9,700	6,845	5,135	2,485	1,115	475	355	195	530	3.2

TABLE 46. Occupied dwellings by tenure showing household size, for incorporated cities, towns, and villages of 10,000 population and over, 1951 - Concluded

TABLEAU 46. Logements occupés selon le mode d'occupation, et importance numérique du ménage cités, villes et villages constitués de 10,000 et plus, 1951 - fin

City, town or village, and tenure Cité, ville ou village et mode d'occupation	Total	Households by number of persons Ménages selon le nombre de personnes										Average number of persons per household Moyenne de personnes par ménage
		1	2	3	4	5	6	7	8	9	10+	
		<b>Saskatchewan</b>										
Moose Jaw .....	7,320	990	1,975	1,580	1,315	765	370	155	--	--	--	3.2
Owned - Possédé .....	4,170	240	980	1,005	925	545	260	115	--	--	--	3.6
Rented - Loué .....	3,150	750	995	575	390	220	110	--	--	--	--	2.8
Prince Albert .....	4,355	395	1,030	795	880	595	285	160	105	--	--	3.7
Owned - Possédé .....	2,725	120	590	530	550	400	240	120	--	--	--	4.0
Rented - Loué .....	1,630	275	440	265	330	195	--	--	--	--	--	3.2
Regina .....	19,160	1,760	4,500	4,215	3,870	2,235	1,065	615	380	225	295	3.6
Owned - Possédé .....	11,060	485	2,105	2,615	2,525	1,485	745	440	255	165	240	4.0
Rented - Loué .....	8,100	1,275	2,395	1,600	1,345	750	320	175	125	--	--	3.1
Saskatoon .....	14,980	1,510	3,715	3,450	2,905	1,720	780	425	220	115	140	3.4
Owned - Possédé .....	9,585	555	2,135	2,340	2,090	1,295	555	305	130	--	110	3.7
Rented - Loué .....	5,395	955	1,580	1,110	815	425	225	120	--	--	--	3.1
<b>Alberta</b>												
Calgary .....	37,710	4,245	10,445	8,230	7,505	3,800	1,955	715	360	190	265	3.3
Owned - Possédé .....	22,240	1,405	5,460	4,915	5,265	2,670	1,460	525	255	135	150	3.5
Rented - Loué .....	15,470	2,840	4,985	3,315	2,240	1,130	495	190	105	--	115	2.9
Edmonton .....	42,925	3,815	10,040	9,290	9,095	5,190	2,815	1,265	620	360	435	3.6
Owned - Possédé .....	26,325	1,255	5,385	5,775	6,085	3,780	2,100	915	430	285	315	3.8
Rented - Loué .....	16,600	2,560	4,655	3,515	3,010	1,410	715	350	190	--	120	3.1
Lethbridge .....	6,580	710	1,480	1,525	1,445	630	385	160	--	--	--	3.4
Owned - Possédé .....	3,955	255	835	920	975	460	270	105	--	--	--	3.7
Rented - Loué .....	2,625	455	645	605	470	220	115	--	--	--	--	3.1
Medicine Hat .....	4,925	505	1,445	1,040	930	550	235	110	--	--	--	3.3
Owned - Possédé .....	2,910	275	865	580	545	360	120	--	--	--	--	3.4
Rented - Loué .....	2,015	230	580	460	385	190	115	--	--	--	--	3.2
<b>British Columbia</b>												
New Westminster .....	7,985	835	2,205	1,615	1,735	780	440	155	--	--	--	3.3
Owned - Possédé .....	5,345	290	1,440	1,065	1,320	635	340	--	--	--	--	3.6
Rented - Loué .....	2,640	595	765	550	415	145	100	--	--	--	--	2.8
North Vancouver .....	4,535	330	1,200	1,005	1,010	570	250	100	--	--	--	3.4
Owned - Possédé .....	3,355	225	900	730	740	465	165	--	--	--	--	3.4
Rented - Loué .....	1,180	105	300	275	270	105	--	--	--	--	--	3.4
Penticton .....	3,110	270	835	640	700	360	145	--	--	--	--	3.4
Owned - Possédé .....	2,290	190	630	485	490	270	115	--	--	--	--	3.4
Rented - Loué .....	820	--	205	155	210	--	--	--	--	--	--	3.4
Trail .....	3,150	240	680	775	755	395	195	--	--	--	--	3.5
Owned - Possédé .....	1,715	--	300	330	465	265	130	--	--	--	--	3.8
Rented - Loué .....	1,435	150	380	395	290	130	--	--	--	--	--	3.1
Vancouver .....	101,330	11,125	29,985	22,120	13,900	10,000	4,575	1,935	1,115	535	1,040	3.3
Owned - Possédé .....	63,885	3,945	17,355	14,730	14,000	7,515	3,190	1,435	755	340	620	3.5
Rented - Loué .....	37,445	7,180	12,630	7,390	4,900	2,485	1,385	500	360	195	420	2.9
Victoria .....	15,790	2,160	5,125	3,275	2,605	1,270	610	305	210	100	130	3.1
Owned - Possédé .....	9,195	370	2,835	1,960	1,665	915	450	225	135	--	--	3.3
Rented - Loué .....	6,595	1,290	2,290	1,315	940	355	160	--	--	--	--	2.8

TABLE 47. Occupied dwellings by tenure showing household size, for census metropolitan areas, 1951  
 TABLEAU 47. Logements occupés selon le mode d'occupation, et importance numérique du ménage, zones métropolitaines de recensement, 1951

Census metropolitan area and tenure — Zone métropolitaine de recensement et mode d'occupation	Total	Households by number of persons — Ménages selon le nombre de personnes										Average number of persons per household — Moyenne de personnes par ménage
		1	2	3	4	5	6	7	8	9	10 +	
Calgary .....	40,235	4,505	10,870	8,720	8,025	4,265	2,165	785	400	205	295	3.3
Owned — Possédé .....	24,135	1,595	5,800	5,295	5,615	3,025	1,610	580	290	150	175	3.6
Rented — Loué .....	16,100	2,910	5,070	3,425	2,410	1,240	555	205	110	--	120	2.9
Edmonton .....	46,395	4,085	10,545	10,090	9,900	5,720	3,095	1,405	705	385	465	3.6
Owned — Possédé .....	28,880	1,435	5,785	6,380	6,680	4,135	2,305	1,015	495	310	340	3.9
Rented — Loué .....	17,515	2,650	4,760	3,710	3,220	1,585	790	390	210	--	125	3.2
Halifax .....	29,640	1,495	5,040	6,215	6,170	4,205	2,830	1,575	835	495	780	4.2
Owned — Possédé .....	16,230	605	2,360	3,225	3,515	2,495	1,745	945	570	285	485	4.4
Rented — Loué .....	13,410	890	2,680	2,990	2,655	1,710	1,085	630	265	210	295	3.9
Hamilton .....	68,640	3,895	16,650	15,295	14,595	8,670	4,620	2,360	1,145	575	835	3.7
Owned — Possédé .....	40,655	1,925	9,990	10,415	10,855	6,510	3,405	1,660	885	400	610	3.8
Rented — Loué .....	21,985	1,970	6,660	4,880	3,740	2,160	1,215	700	260	175	225	3.4
London .....	32,835	2,345	8,560	7,810	6,420	3,755	1,985	890	480	265	325	3.5
Owned — Possédé .....	21,170	1,125	5,105	5,025	4,450	2,745	1,425	620	300	180	195	3.6
Rented — Loué .....	11,665	1,220	3,455	2,785	1,970	1,010	560	270	180	--	130	3.3
Montréal .....	334,705	16,880	68,530	71,855	67,385	46,560	27,650	15,370	8,900	5,025	6,550	4.0
Owned — Possédé .....	81,570	2,465	14,365	16,770	17,490	12,720	7,700	4,165	2,490	1,510	1,895	4.2
Rented — Loué .....	253,135	14,415	54,165	55,085	49,895	33,840	19,950	11,205	6,410	3,515	4,655	3.9
Ottawa .....	66,265	3,615	12,870	13,830	12,995	9,280	5,720	3,055	1,945	1,160	1,795	4.1
Owned — Possédé .....	29,895	1,120	4,975	6,045	6,175	4,760	2,850	1,590	960	590	830	4.3
Rented — Loué .....	36,370	2,495	7,895	7,785	6,820	4,520	2,870	1,465	985	570	965	3.9
Québec .....	54,930	2,145	8,500	10,505	10,075	7,595	5,390	3,845	2,515	1,705	2,655	4.6
Owned — Possédé .....	19,910	535	2,285	3,095	3,280	2,875	2,340	1,790	1,305	940	1,465	5.2
Rented — Loué .....	35,020	1,610	6,215	7,410	6,795	4,720	3,050	2,055	1,210	765	1,190	4.3
Saint John .....	19,735	1,345	4,295	4,705	3,820	2,420	1,370	730	425	310	315	3.8
Owned — Possédé .....	7,480	520	1,650	1,730	1,455	925	515	300	135	--	155	3.8
Rented — Loué .....	12,255	825	2,645	2,975	2,365	1,495	855	430	290	215	160	3.8
St. John's (Nfld.) .....	12,995	415	1,590	2,360	2,215	2,030	1,670	935	500	500	780	4.9
Owned — Possédé .....	8,565	275	1,080	1,565	1,445	1,250	1,110	670	360	330	480	4.9
Rented — Loué .....	4,430	140	510	795	770	780	560	265	140	170	300	4.9
Toronto .....	273,200	13,250	57,865	57,750	57,085	35,860	21,255	12,055	7,055	4,120	6,905	4.0
Owned — Possédé .....	193,405	5,225	34,825	41,470	44,475	28,375	16,665	9,305	5,260	3,085	4,720	4.2
Rented — Loué .....	79,795	8,025	23,040	16,280	12,610	7,485	4,590	2,750	1,795	1,035	2,185	3.6
Vancouver .....	153,975	15,575	44,160	33,730	30,590	16,005	7,360	2,940	1,575	745	1,295	3.3
Owned — Possédé .....	105,445	6,945	28,545	23,865	23,445	12,510	5,400	2,260	1,130	510	835	3.4
Rented — Loué .....	48,530	8,630	15,615	9,865	7,145	3,495	1,960	680	445	235	460	3.0
Victoria .....	31,620	3,725	10,560	6,675	5,705	2,660	1,170	535	280	125	185	3.1
Owned — Possédé .....	22,010	2,055	7,375	4,690	4,105	2,045	940	405	195	--	115	3.2
Rented — Loué .....	9,610	1,670	3,185	1,985	1,600	615	230	130	--	--	--	2.9
Windsor .....	41,595	2,350	9,505	9,190	8,945	5,435	3,010	1,490	760	405	505	3.7
Owned — Possédé .....	25,605	905	5,260	5,710	5,770	3,730	2,180	895	520	295	340	3.9
Rented — Loué .....	15,990	1,445	4,245	3,480	3,175	1,705	830	595	240	110	165	3.5
Winnipeg .....	95,955	5,775	24,025	22,785	20,435	11,390	5,470	2,735	1,315	650	1,375	3.6
Owned — Possédé .....	58,770	1,880	12,775	14,095	13,535	8,245	4,050	2,085	885	425	795	3.8
Rented — Loué .....	37,185	3,895	11,250	8,690	6,900	3,145	1,420	650	430	225	580	3.3

TABLE 48. Occupied dwellings by tenure showing household composition, for provinces, rural farm, rural non-farm, and urban size groups, 1951

TABLEAU 48. Logements occupés selon le mode d'occupation, et composition du ménage, provinces, régions rurales agricoles, rurales non agricoles, et urbaines par groupe d'importance, 1951

Locality and tenure Localité et mode d'occupation	Total	Households by number of families Ménages selon le nombre de familles			Households by number of lodgers Ménages selon le nombre de chambreurs					
		0	1	2+	0	1	2	3	4	5+
<b>CANADA</b>	3,409,295	385,010	2,794,860	229,425	3,081,085	171,310	73,480	35,945	19,545	27,930
Owned - Possédé	2,236,955	231,700	1,840,300	164,955	2,027,900	107,790	47,970	23,410	12,715	17,170
Rented - Loué	1,172,340	153,310	954,560	64,470	1,053,185	63,520	25,510	12,535	6,830	10,760
Rural - Rurale	1,254,260	154,295	1,039,340	60,625	1,195,645	43,260	8,750	3,130	1,645	1,830
Owned - Possédé	1,028,780	124,600	849,230	54,950	980,995	35,610	6,960	2,555	1,320	1,340
Rented - Loué	225,480	29,695	190,110	5,675	214,650	7,650	1,790	575	325	490
Farm - Agricole	629,785	63,975	529,510	36,300	604,130	19,965	3,235	1,135	650	670
Owned - Possédé	570,260	56,900	478,860	34,500	547,135	17,985	2,945	1,010	600	585
Rented - Loué	59,525	7,075	50,650	1,800	56,995	1,980	290	125	--	--
Non-farm - Non agricole	624,475	90,320	509,830	24,325	591,515	23,295	5,515	1,995	995	1,160
Owned - Possédé	458,520	67,700	370,370	20,450	433,860	17,825	4,015	1,545	720	755
Rented - Loué	165,955	22,620	139,460	3,875	157,655	5,670	1,500	450	275	405
Urban - Urbaine	2,155,035	230,715	1,755,520	168,800	1,885,440	128,050	64,730	32,815	17,900	26,100
Owned - Possédé	1,208,175	107,100	991,070	110,005	1,046,905	72,180	41,010	20,855	11,395	15,830
Rented - Loué	946,860	123,615	764,450	58,795	838,535	55,870	23,720	11,960	6,505	10,270
100,000 and over - 100,000 et plus	848,640	106,300	653,000	89,340	709,135	56,635	34,875	18,745	11,005	18,245
Owned - Possédé	390,930	34,095	304,330	52,505	315,310	27,285	20,325	10,950	6,580	10,480
Rented - Loué	457,710	72,205	348,670	36,835	393,825	29,350	14,550	7,795	4,425	7,765
30,000 - 99,999	375,015	35,640	309,555	29,820	328,000	22,785	11,580	5,805	3,075	3,770
Owned - Possédé	227,045	17,685	188,295	21,065	196,305	13,715	8,230	4,155	2,120	2,520
Rented - Loué	147,970	17,955	121,260	8,755	131,695	9,070	3,350	1,650	955	1,250
10,000 - 29,999	369,795	32,975	314,995	21,825	334,300	19,540	8,405	3,765	1,715	2,070
Owned - Possédé	220,445	17,875	187,215	15,355	198,280	11,615	5,520	2,445	1,155	1,430
Rented - Loué	149,350	15,100	127,780	6,470	136,020	7,925	2,885	1,320	560	640
Under 10,000 - Moins de 10,000	561,585	55,800	477,970	27,815	514,005	29,090	9,870	4,500	2,105	2,015
Owned - Possédé	369,755	37,445	311,230	21,080	337,010	19,565	6,935	3,305	1,540	1,400
Rented - Loué	191,830	18,355	166,740	6,735	176,995	9,525	2,935	1,195	565	615
Newfoundland	70,980	4,230	59,110	7,640	66,690	2,505	860	375	275	275
Owned - Possédé	61,540	3,820	50,980	6,740	58,100	2,105	660	280	210	185
Rented - Loué	9,440	410	8,130	900	8,590	400	200	--	--	--
Rural - Rurale	41,245	2,625	34,500	4,120	39,395	1,295	315	--	--	--
Owned - Possédé	39,435	2,530	32,890	4,015	37,690	1,240	295	--	--	--
Rented - Loué	1,810	--	1,610	105	1,705	--	--	--	--	--
Farm - Agricole	2,890	120	2,460	310	2,755	100	--	--	--	--
Owned - Possédé	2,825	120	2,405	300	2,690	100	--	--	--	--
Rented - Loué	--	--	--	--	--	--	--	--	--	--
Non-farm - Non agricole	38,355	2,505	32,040	3,810	36,640	1,195	290	--	--	--
Owned - Possédé	36,610	2,410	30,485	3,715	35,000	1,140	270	--	--	--
Rented - Loué	1,745	--	1,555	--	1,640	--	--	--	--	--
Urban - Urbaine	29,735	1,605	24,610	3,520	27,295	1,210	545	280	195	210
Owned - Possédé	22,105	1,290	18,090	2,725	20,410	865	365	195	140	130
Rented - Loué	7,630	315	6,520	795	6,885	345	180	--	--	--
30,000 - 99,999	10,570	705	8,490	1,375	9,500	390	265	170	100	145
Owned - Possédé	6,520	500	5,105	915	5,865	220	170	120	--	--
Rented - Loué	4,050	205	3,385	460	3,635	170	--	--	--	--
Under 10,000 - Moins de 10,000	19,165	900	16,120	2,145	17,795	820	280	110	--	--
Owned - Possédé	15,585	790	12,985	1,810	14,545	645	195	--	--	--
Rented - Loué	3,580	110	3,135	335	3,250	175	--	--	--	--
Prince Edward Island	22,455	2,730	18,230	1,495	20,865	980	360	125	--	--
Owned - Possédé	18,305	2,310	14,725	1,270	17,275	710	205	--	--	--
Rented - Loué	4,150	420	3,505	225	3,590	270	155	--	--	--
Rural - Rurale	16,880	2,090	13,725	1,065	16,255	510	--	--	--	--
Owned - Possédé	15,325	1,930	12,355	1,040	14,755	465	--	--	--	--
Rented - Loué	1,555	160	1,370	--	1,500	--	--	--	--	--

See  
T.76  
93-529  
(1961)

11.464  
2005



TABLE 48. Occupied dwellings by tenure showing household composition, for provinces, rural farm, rural non-farm, and urban size groups, 1951 - Continued

TABLEAU 48. Logements occupés selon le mode d'occupation, et composition du ménage, provinces, régions rurales agricoles, rurales non agricoles, et urbaines par groupe d'importance, 1951 - suite

Locality and tenure Localité et mode d'occupation	Total	Households by number of families Ménages selon le nombre de familles			Households by number of lodgers Ménages selon le nombre de chambreurs						
		0	1	2+	0	1	2	3	4	5+	
<b>Prince Edward Island - Con.-fin</b>											
Rural - Con. - Rurale-fin											
Farm - Agricole	10,650	1,270	8,515	865	10,255	330	57	--	--	--	
Owned - Possédé	10,280	1,210	8,215	855	9,900	315	--	--	--	--	
Rented - Loué	370	--	300	--	355	--	--	--	--	--	
Non-farm - Non agricole	6,230	820	5,210	200	6,000	180	--	--	--	--	
Owned - Possédé	5,045	720	4,140	185	4,855	150	--	--	--	--	
Rented - Loué	1,185	100	1,070	--	1,145	--	--	--	--	--	
Urban - Urbaine	5,575	640	4,505	430	4,610	470	300	100	--	--	
Owned - Possédé	2,980	380	2,370	230	2,520	245	150	--	--	--	
Rented - Loué	2,595	260	2,135	200	2,090	225	150	--	--	--	
10,000-29,999	3,515	410	2,805	300	2,885	270	200	--	--	--	
Owned - Possédé	1,595	230	1,240	125	1,335	120	--	--	--	--	
Rented - Loué	1,920	180	1,565	175	1,550	150	110	--	--	--	
Under 10,000 - Moins de 10,000	2,060	230	1,700	130	1,725	200	100	--	--	--	
Owned - Possédé	1,385	150	1,130	105	1,185	125	--	--	--	--	
Rented - Loué	675	--	570	--	540	--	--	--	--	--	
<b>Nova Scotia</b>	<b>149,555</b>	<b>16,810</b>	<b>121,120</b>	<b>11,625</b>	<b>134,335</b>	<b>9,150</b>	<b>2,870</b>	<b>1,550</b>	<b>775</b>	<b>875</b>	
Owned - Possédé	113,945	12,935	91,535	9,455	102,625	6,960	2,140	1,125	535	560	
Rented - Loué	35,610	3,875	29,585	2,170	31,710	2,190	730	425	240	315	
Rural - Rurale	71,125	9,305	57,140	4,680	65,900	3,915	710	295	180	125	
Owned - Possédé	62,865	8,450	50,010	4,405	58,155	3,540	620	275	165	110	
Rented - Loué	8,260	855	7,130	275	7,745	375	--	--	--	--	
Farm - Agricole	25,750	3,075	20,395	2,280	23,360	1,810	330	135	--	--	
Owned - Possédé	24,345	2,920	19,200	2,225	22,075	1,725	305	130	--	--	
Rented - Loué	1,405	155	1,195	--	1,285	--	--	--	--	--	
Non-farm - Non agricole	45,375	6,230	36,745	2,400	42,540	2,105	380	160	110	--	
Owned - Possédé	38,520	5,530	30,810	2,180	36,080	1,815	315	145	--	--	
Rented - Loué	6,855	700	5,935	220	6,460	290	--	--	--	--	
Urban - Urbaine	78,430	7,505	63,980	6,945	68,435	5,235	2,160	1,255	595	750	
Owned - Possédé	51,080	4,505	41,525	5,050	44,470	3,420	1,520	850	370	450	
Rented - Loué	27,350	3,000	22,455	1,895	23,965	1,815	640	405	225	300	
30,000-99,999	25,035	2,475	19,715	2,845	20,175	2,255	1,145	625	345	490	
Owned - Possédé	13,135	1,000	10,340	1,795	10,370	1,160	735	405	175	290	
Rented - Loué	11,900	1,475	9,375	1,050	9,805	1,095	410	220	170	200	
10,000-29,999	13,675	1,040	11,385	1,250	12,135	815	380	180	--	--	
Owned - Possédé	9,570	595	7,960	1,015	8,390	635	300	120	--	--	
Rented - Loué	4,105	445	3,425	235	3,745	180	--	--	--	--	
Under 10,000 - Moins de 10,000	39,720	3,990	32,880	2,850	36,125	2,165	635	450	175	170	
Owned - Possédé	28,375	2,910	23,225	2,240	25,710	1,625	485	325	130	100	
Rented - Loué	11,345	1,080	9,655	610	10,415	540	150	125	--	--	
<b>New Brunswick</b>	<b>114,010</b>	<b>11,115</b>	<b>94,650</b>	<b>8,245</b>	<b>104,780</b>	<b>6,095</b>	<b>1,635</b>	<b>695</b>	<b>295</b>	<b>510</b>	
Owned - Possédé	81,210	7,780	66,770	6,660	75,200	4,025	1,005	455	205	320	
Rented - Loué	32,800	3,335	27,880	1,585	29,580	2,070	630	240	--	190	
Rural - Rurale	62,225	5,600	51,630	4,995	58,645	2,795	430	155	--	145	
Owned - Possédé	54,710	4,970	45,065	4,675	51,535	2,480	375	145	--	120	
Rented - Loué	7,515	630	6,565	320	7,110	315	--	--	--	--	
Farm - Agricole	27,865	2,045	22,735	3,085	26,195	1,330	200	--	--	--	
Owned - Possédé	26,860	1,935	21,685	3,040	25,260	1,280	185	--	--	--	
Rented - Loué	1,005	110	850	--	935	--	--	--	--	--	
Non-farm - Non agricole	34,360	3,555	28,895	1,910	32,450	1,465	230	105	--	--	
Owned - Possédé	27,850	3,035	23,180	1,635	26,275	1,200	190	100	--	--	
Rented - Loué	6,510	520	5,715	275	6,175	265	--	--	--	--	
Urban - Urbaine	51,785	5,515	43,020	3,250	46,135	3,300	1,205	540	240	365	
Owned - Possédé	26,500	2,810	21,705	1,985	23,665	1,545	630	310	150	200	
Rented - Loué	25,285	2,705	21,315	1,265	22,470	1,755	575	230	--	165	

TABLE 48. Occupied dwellings by tenure showing household composition, for provinces, rural farm, rural non-farm, and urban size groups, 1951 - Continued

TABLEAU 48. Logements occupés selon le mode d'occupation, et composition du ménage, provinces, régions rurales agricoles, rurales non agricoles, et urbaines par groupe d'importance, 1951 - suite

Locality and tenure Localité et mode d'occupation	Total	Households by number of families Ménages selon le nombre de familles			Households by number of lodgers Ménages selon le nombre de chambreurs						
		0	1	2 +	0	1	2	3	4	5 +	
<b>New Brunswick - Con. - fin</b>											
Urban - Con. - Urbaine - fin											
30,000-99,999 .....	13,180	1,905	10,520	755	11,605	980	310	130	--	--	
Owned - Possédé .....	2,910	545	2,170	195	2,580	160	--	--	--	--	
Rented - Loué .....	10,270	1,360	8,350	560	9,025	820	235	--	--	--	
10,000-29,999 .....	18,095	1,780	15,095	1,220	15,720	1,255	545	270	125	180	
Owned - Possédé .....	9,430	915	7,715	800	8,155	630	305	140	--	105	
Rented - Loué .....	8,665	865	7,380	420	7,565	625	240	130	--	--	
Under 10,000 - Moins de 10,000 .....	20,510	1,830	17,405	1,275	18,810	1,065	350	140	--	--	
Owned - Possédé .....	14,160	1,350	11,820	990	12,930	755	250	110	--	--	
Rented - Loué .....	6,350	480	5,585	285	5,880	310	100	--	--	--	
<b>Québec</b>	<b>858,785</b>	<b>69,235</b>	<b>729,945</b>	<b>59,805</b>	<b>787,510</b>	<b>39,665</b>	<b>15,525</b>	<b>7,585</b>	<b>3,830</b>	<b>4,670</b>	
Owned - Possédé .....	416,960	27,920	357,870	31,170	391,740	14,930	5,180	2,475	1,165	1,470	
Rented - Loué .....	441,825	41,315	372,075	28,435	395,770	24,735	10,345	5,110	2,665	3,200	
Rural - Rurale .....	255,385	18,895	219,690	16,800	245,970	6,735	1,575	515	255	335	
Owned - Possédé .....	215,435	15,080	184,650	15,705	207,810	5,465	1,290	415	195	260	
Rented - Loué .....	39,950	3,815	33,040	1,095	38,160	1,270	285	100	--	--	
Farm - Agricole .....	129,925	6,420	112,295	11,210	125,960	2,960	580	200	105	120	
Owned - Possédé .....	125,520	6,065	108,415	11,040	121,790	2,780	540	190	100	120	
Rented - Loué .....	4,405	355	3,880	170	4,170	180	--	--	--	--	
Non-farm - Non agricole .....	125,460	12,475	107,395	5,590	120,010	3,775	995	315	150	215	
Owned - Possédé .....	89,915	9,015	76,235	4,665	86,020	2,685	750	225	--	140	
Rented - Loué .....	35,545	3,460	31,160	925	33,990	1,090	245	--	--	--	
Urban - Urbaine .....	603,400	50,340	510,255	42,805	541,540	32,930	13,950	7,070	3,575	4,335	
Owned - Possédé .....	201,525	12,840	173,220	15,465	183,930	9,465	3,890	2,060	970	1,210	
Rented - Loué .....	401,875	37,500	337,035	27,340	357,610	23,465	10,060	5,010	2,605	3,125	
100,000 and over - 100,000 et plus	282,455	31,990	226,055	24,410	246,815	17,075	8,300	4,575	2,420	3,270	
Owned - Possédé .....	51,755	4,370	42,310	5,075	46,210	2,550	1,325	765	365	540	
Rented - Loué .....	230,700	27,620	183,745	19,335	200,605	14,525	6,975	3,810	2,055	2,730	
30,000-99,999 .....	57,625	3,865	49,905	3,855	52,590	3,055	1,135	485	190	170	
Owned - Possédé .....	16,135	1,040	13,735	1,360	14,730	760	340	165	--	--	
Rented - Loué .....	41,490	2,825	36,170	2,495	37,860	2,295	795	320	110	110	
10,000-29,999 .....	107,925	6,015	95,475	6,435	98,545	5,370	2,035	995	480	500	
Owned - Possédé .....	47,540	2,240	41,825	3,475	43,680	2,040	805	485	225	305	
Rented - Loué .....	60,385	3,775	53,650	2,960	54,865	3,330	1,230	510	255	195	
Under 10,000 - Moins de 10,000 .....	155,395	8,470	138,820	8,105	143,590	7,430	2,480	1,015	485	395	
Owned - Possédé .....	86,095	5,190	75,350	5,555	79,310	4,115	1,420	645	300	305	
Rented - Loué .....	69,300	3,280	63,470	2,550	64,280	3,315	1,060	370	185	--	
<b>Ontario</b>	<b>1,181,125</b>	<b>133,555</b>	<b>946,115</b>	<b>101,455</b>	<b>1,028,675</b>	<b>69,760</b>	<b>37,680</b>	<b>19,495</b>	<b>10,680</b>	<b>14,835</b>	
Owned - Possédé .....	821,335	85,740	656,935	78,660	710,870	48,785	28,660	14,660	8,050	10,310	
Rented - Loué .....	359,790	47,815	289,180	22,795	317,805	20,975	9,020	4,835	2,630	4,525	
Rural - Rurale .....	340,870	42,455	282,190	16,225	321,725	13,640	2,945	1,210	645	705	
Owned - Possédé .....	272,800	34,915	223,750	14,135	257,105	11,285	2,375	1,000	510	525	
Rented - Loué .....	68,070	7,540	58,440	2,090	64,620	2,355	570	210	135	180	
Farm - Agricole .....	166,955	16,820	140,155	9,980	157,720	6,825	1,310	490	295	315	
Owned - Possédé .....	148,810	15,130	124,400	9,280	140,525	6,145	1,165	435	265	275	
Rented - Loué .....	18,145	1,690	15,755	700	17,195	680	145	--	--	--	
Non-farm - Non agricole .....	173,915	25,635	142,035	6,245	164,005	6,815	1,635	720	350	390	
Owned - Possédé .....	123,990	19,785	99,350	4,855	116,580	5,140	1,210	565	245	250	
Rented - Loué .....	49,925	5,850	42,685	1,390	47,425	1,675	425	155	105	140	
Urban - Urbaine .....	840,255	91,100	663,925	85,230	706,950	56,120	34,735	18,285	10,035	14,130	
Owned - Possédé .....	548,535	50,825	433,185	64,525	453,765	37,500	26,285	13,660	7,540	9,785	
Rented - Loué .....	291,720	40,275	230,740	20,705	253,185	18,620	8,450	4,625	2,495	4,345	
100,000 and over - 100,000 et plus	319,590	38,345	231,535	49,710	246,020	25,440	19,925	11,140	6,630	10,435	
Owned - Possédé .....	192,445	16,725	139,325	36,395	141,495	16,020	14,675	8,115	4,980	7,160	
Rented - Loué .....	127,145	21,620	92,210	13,315	104,525	9,420	5,250	3,025	1,650	3,275	

TABLE 48. Occupied dwellings by tenure showing household composition, for provinces, rural farm, rural non-farm, and urban size groups, 1951 - Continued

TABLEAU 48. Logements occupés selon le mode d'occupation, et composition du ménage, provinces, régions rurales agricoles, rurales non agricoles, et urbaines par groupe d'importance, 1951 - suite

Locality and tenure Localité et mode d'occupation	Total	Households by number of families Ménages selon le nombre de familles			Households by number of lodgers Ménages selon le nombre de chambreurs					
		0	1	2+	0	1	2	3	4	5+
<b>Ontario - Con.-fin</b>										
Urban - Con. - Urbaine-fin										
30,000-99,999 .....	201,630	17,280	166,865	17,485	174,470	12,385	7,230	3,635	1,840	2,070
Owned - Possédé .....	143,970	10,265	119,605	14,100	123,595	8,855	5,790	2,850	1,410	1,470
Rented - Loué .....	57,660	7,015	47,260	3,385	50,875	3,530	1,440	785	430	600
10,000-29,999 .....	123,375	12,220	102,685	8,470	108,585	7,755	3,825	1,640	695	875
Owned - Possédé .....	78,230	7,320	64,305	6,605	67,715	5,155	2,960	1,250	505	645
Rented - Loué .....	45,145	4,900	38,380	1,865	40,870	2,600	865	390	190	230
Under 10,000 - Moins de 10,000 .....	195,660	23,255	162,840	9,565	177,875	10,540	3,755	1,870	870	750
Owned - Possédé .....	133,890	16,515	109,950	7,425	120,960	7,470	2,860	1,445	645	510
Rented - Loué .....	61,770	6,740	52,890	2,140	56,915	3,070	895	425	225	240
<b>Manitoba</b>	<b>202,400</b>	<b>22,555</b>	<b>170,175</b>	<b>9,670</b>	<b>186,315</b>	<b>8,780</b>	<b>3,080</b>	<b>1,470</b>	<b>805</b>	<b>1,950</b>
Owned - Possédé .....	144,645	13,595	123,595	7,455	133,670	6,180	2,020	1,025	545	1,205
Rented - Loué .....	57,755	8,960	46,580	2,215	52,645	2,600	1,060	445	260	745
Rural - Rurale	83,690	10,490	70,620	2,580	80,180	2,840	445	130	--	--
Owned - Possédé .....	69,780	8,635	58,855	2,280	66,980	2,305	340	--	--	--
Rented - Loué .....	13,910	1,855	11,765	290	13,200	535	105	--	--	--
Farm - Agricole	50,945	5,105	44,025	1,815	49,360	1,435	--	--	--	--
Owned - Possédé .....	45,705	4,545	39,490	1,670	44,335	1,240	--	--	--	--
Rented - Loué .....	5,240	560	4,535	145	5,025	195	--	--	--	--
Non-farm - Non agricole	32,745	5,385	26,595	765	30,820	1,405	375	--	--	--
Owned - Possédé .....	24,075	4,090	19,365	620	22,645	1,065	275	--	--	--
Rented - Loué .....	8,670	1,295	7,230	145	8,175	340	100	--	--	--
Urban - Urbaine	118,710	12,065	99,555	7,090	106,135	5,940	2,635	1,340	760	1,900
Owned - Possédé .....	74,865	4,960	64,740	5,165	66,690	3,875	1,680	930	510	1,180
Rented - Loué .....	43,845	7,105	34,815	1,925	39,445	2,065	955	410	250	720
100,000 and over - 100,000 et plus	64,630	7,655	52,025	4,950	55,790	3,720	1,730	1,000	625	1,765
Owned - Possédé .....	34,280	2,225	28,670	3,385	28,995	2,165	990	675	385	1,070
Rented - Loué .....	30,350	5,430	23,355	1,565	26,795	1,555	740	325	240	695
10,000-29,999	28,930	1,880	25,770	1,280	27,005	1,125	470	200	--	--
Owned - Possédé .....	21,605	1,065	19,475	1,065	20,105	880	360	145	--	--
Rented - Loué .....	7,325	815	6,295	215	6,900	245	110	--	--	--
Under 10,000 - Moins de 10,000	25,150	2,530	21,760	860	23,340	1,095	435	140	--	--
Owned - Possédé .....	18,980	1,670	16,595	715	17,590	830	330	110	--	--
Rented - Loué .....	6,170	860	5,165	145	5,750	265	105	--	--	--
<b>Saskatchewan</b>	<b>221,455</b>	<b>33,075</b>	<b>181,545</b>	<b>6,835</b>	<b>207,540</b>	<b>9,170</b>	<b>2,335</b>	<b>950</b>	<b>640</b>	<b>820</b>
Owned - Possédé .....	164,800	22,635	136,575	5,590	154,630	6,625	1,765	710	465	605
Rented - Loué .....	56,655	10,440	44,970	1,245	52,910	2,545	570	240	175	215
Rural - Rurale	151,750	23,095	124,700	3,955	145,815	4,865	710	185	110	--
Owned - Possédé .....	121,430	18,315	99,645	3,470	116,275	3,780	535	135	--	--
Rented - Loué .....	30,320	4,780	25,055	485	28,940	1,085	175	--	--	--
Farm - Agricole	99,970	12,855	84,055	3,060	97,075	2,520	250	--	--	--
Owned - Possédé .....	85,255	10,275	71,625	2,755	82,860	2,080	215	--	--	--
Rented - Loué .....	14,715	1,980	12,430	305	14,215	440	--	--	--	--
Non-farm - Non agricole	51,780	10,240	40,645	895	48,740	2,345	460	125	--	--
Owned - Possédé .....	36,175	7,440	28,020	715	34,015	1,700	320	--	--	--
Rented - Loué .....	15,605	2,800	12,625	180	14,725	645	140	--	--	--
Urban - Urbaine	69,705	9,980	56,845	2,880	61,725	4,305	1,625	765	530	755
Owned - Possédé .....	43,370	4,320	36,930	2,120	37,755	2,845	1,230	575	390	575
Rented - Loué .....	26,335	5,660	19,915	760	23,970	1,460	395	190	140	180
30,000-99,999	34,140	4,680	27,615	1,845	29,695	2,110	1,005	445	350	535
Owned - Possédé .....	20,645	1,655	17,665	1,325	17,610	1,335	735	325	240	400
Rented - Loué .....	13,495	3,025	9,950	520	12,085	775	270	120	110	135
10,000-29,999	11,675	1,830	9,475	370	10,700	655	140	--	--	--
Owned - Possédé .....	6,895	580	6,045	270	6,190	440	125	--	--	--
Rented - Loué .....	4,780	1,250	3,430	100	4,510	215	--	--	--	--

TABLE 48. Occupied dwellings by tenure showing household composition, for provinces, rural farm, rural non-farm, and urban size groups, 1951—Concluded

TABLEAU 48. Logements occupés selon le mode d'occupation, et composition du ménage, provinces, régions rurales agricoles, rurales non agricoles, et urbaines par groupe d'importance, 1951—fin

Locality and tenure Localité et mode d'occupation	Total	Households by number of families Ménages selon le nombre de familles			Households by number of lodgers Ménages selon le nombre de chambreurs						
		0	1	2+	0	1	2	3	4	5+	
<b>Saskatchewan—Con.—fin</b>											
Urban—Con.—Urbaine—fin											
Under 10,000—Moins de 10,000.....	23,890	3,470	19,755	665	21,330	1,540	480	265	130	145	
Owned—Possédé.....	15,830	2,085	13,220	525	13,955	1,070	370	210	115	110	
Rented—Loué.....	8,060	1,385	6,535	140	7,375	470	110	--	--	--	
<b>Alberta.....</b>	<b>250,750</b>	<b>38,305</b>	<b>203,370</b>	<b>9,075</b>	<b>232,670</b>	<b>10,645</b>	<b>3,805</b>	<b>1,475</b>	<b>865</b>	<b>1,290</b>	
Owned—Possédé.....	179,055	23,685	148,130	7,240	166,540	7,375	2,570	1,060	645	865	
Rented—Loué.....	71,695	14,620	55,240	1,835	66,130	3,270	1,235	415	220	425	
Rural—Rurale.....	125,325	20,330	101,520	3,475	120,655	3,505	730	220	--	120	
Owned—Possédé.....	100,395	15,810	81,525	3,050	96,780	2,775	495	170	--	--	
Rented—Loué.....	24,930	4,520	19,985	425	23,875	730	235	--	--	--	
Farm—Agricole.....	85,095	12,075	70,285	2,735	82,915	1,775	245	--	--	--	
Owned—Possédé.....	73,915	10,380	61,055	2,480	72,025	1,550	220	--	--	--	
Rented—Loué.....	11,180	1,695	9,230	255	10,890	225	--	--	--	--	
Non-farm—Non agricole.....	40,230	8,255	31,235	740	37,740	1,730	485	140	--	--	
Owned—Possédé.....	26,480	5,430	20,480	570	24,755	1,225	275	120	--	--	
Rented—Loué.....	13,750	2,825	10,755	170	12,985	505	210	--	--	--	
Urban—Urbaine.....	125,425	17,975	101,850	5,600	112,015	7,140	3,075	1,255	770	1,170	
Owned—Possédé.....	78,660	7,875	66,595	4,190	69,760	4,600	2,075	890	565	770	
Rented—Loué.....	46,765	10,100	35,255	1,410	42,255	2,540	1,000	365	205	400	
100,000 and over—100,000 et plus	80,635	11,770	64,720	4,145	71,180	4,670	2,315	905	590	975	
Owned—Possédé.....	48,565	4,205	41,260	3,100	42,370	2,915	1,545	630	430	675	
Rented—Loué.....	32,070	7,565	23,460	1,045	28,810	1,755	770	275	160	300	
10,000—29,999.....	11,505	1,550	9,355	600	10,515	495	215	115	--	--	
Owned—Possédé.....	6,865	715	5,735	415	6,235	330	130	--	--	--	
Rented—Loué.....	4,640	835	3,620	185	4,280	165	--	--	--	--	
Under 10,000—Moins de 10,000.....	33,285	4,655	27,775	855	30,320	1,975	545	235	--	125	
Owned—Possédé.....	23,230	2,955	19,600	675	21,155	1,355	400	200	--	--	
Rented—Loué.....	10,055	1,700	8,175	180	9,165	620	145	--	--	--	
<b>British Columbia.....</b>	<b>337,780</b>	<b>53,400</b>	<b>270,600</b>	<b>13,780</b>	<b>311,705</b>	<b>14,560</b>	<b>5,330</b>	<b>2,225</b>	<b>1,330</b>	<b>2,630</b>	
Owned—Possédé.....	235,160	31,260	193,185	10,715	217,250	10,095	3,765	1,565	865	1,620	
Rented—Loué.....	102,620	22,140	77,415	3,065	94,455	4,465	1,565	660	465	1,010	
Rural—Rurale.....	105,765	19,410	83,625	2,730	101,105	3,160	830	300	165	205	
Owned—Possédé.....	76,605	13,965	60,475	2,165	73,310	2,275	580	215	120	105	
Rented—Loué.....	29,160	5,445	23,150	565	27,795	885	250	--	--	100	
Farm—Agricole.....	29,740	4,190	24,590	960	28,535	880	190	--	--	--	
Owned—Possédé.....	26,745	3,720	22,170	855	25,675	770	190	--	--	--	
Rented—Loué.....	2,995	470	2,420	105	2,860	110	--	--	--	--	
Non-farm—Non agricole.....	76,025	15,220	59,035	1,770	72,570	2,280	640	250	115	170	
Owned—Possédé.....	49,860	10,245	38,305	1,310	47,635	1,505	390	170	--	--	
Rented—Loué.....	26,165	4,975	20,730	460	24,935	775	250	--	--	--	
Urban—Urbaine.....	232,015	33,990	186,975	11,050	210,600	11,400	4,500	1,925	1,165	2,425	
Owned—Possédé.....	158,555	17,295	132,710	8,550	143,940	7,820	3,185	1,350	745	1,515	
Rented—Loué.....	73,460	16,695	54,265	2,500	66,660	3,580	1,315	575	420	910	
100,000 and over—100,000 et plus	101,330	16,540	78,665	6,125	89,330	5,730	2,605	1,125	740	1,800	
Owned—Possédé.....	63,885	6,570	52,765	4,550	56,240	3,635	1,790	765	420	1,035	
Rented—Loué.....	37,445	9,970	25,900	1,575	33,090	2,095	815	360	320	765	
30,000—99,999.....	32,835	4,730	26,445	1,660	29,965	1,610	490	315	185	270	
Owned—Possédé.....	23,730	2,680	19,675	1,375	21,555	1,225	385	230	135	200	
Rented—Loué.....	9,105	2,050	6,770	285	8,410	385	105	--	--	--	
10,000—29,999.....	51,100	6,250	42,950	1,900	48,210	1,800	595	215	--	190	
Owned—Possédé.....	38,715	4,215	32,915	1,585	36,475	1,385	445	175	--	160	
Rented—Loué.....	12,385	2,035	10,035	315	11,735	415	150	--	--	--	
Under 10,000—Moins de 10,000.....	46,750	6,470	38,915	1,365	43,095	2,260	810	270	150	165	
Owned—Possédé.....	32,225	3,830	27,355	1,040	29,670	1,575	565	180	115	120	
Rented—Loué.....	14,525	2,640	11,560	325	13,425	685	245	--	--	--	

TABLE 49. Occupied dwellings by tenure showing household composition, for counties and census divisions, 1951

TABLEAU 49. Logements occupés selon le mode d'occupation, et composition du ménage, comtés et divisions de recensement, 1951

County or census division, and tenure Comté ou division de recensement et mode d'occupation	Total	Households by number of families Ménages selon le nombre de familles			Households by number of lodgers Ménages selon le nombre de chambres					
		0	1	2+	0	1	2	3	4	5+
		<b>CANADA</b>	<b>3,409,295</b>	<b>385,010</b>	<b>2,794,860</b>	<b>229,425</b>	<b>3,081,085</b>	<b>171,310</b>	<b>73,480</b>	<b>35,945</b>
Owned - Possédé	2,236,955	231,700	1,840,300	164,955	2,027,900	107,790	47,970	23,410	12,715	17,170
Rented - Loué	1,172,340	153,310	954,560	64,470	1,053,185	63,520	25,510	12,535	6,830	10,760
<b>Newfoundland</b>	<b>70,980</b>	<b>4,230</b>	<b>59,110</b>	<b>7,640</b>	<b>66,690</b>	<b>2,505</b>	<b>860</b>	<b>375</b>	<b>275</b>	<b>275</b>
Owned - Possédé	61,540	3,820	50,980	6,740	58,100	2,105	660	280	210	185
Rented - Loué	9,440	410	8,130	900	8,590	400	200	--	--	--
<b>Division No. 1</b>	<b>29,960</b>	<b>2,225</b>	<b>24,450</b>	<b>3,285</b>	<b>28,035</b>	<b>935</b>	<b>400</b>	<b>215</b>	<b>150</b>	<b>140</b>
Owned - Possédé	24,195	1,955	19,580	2,660	22,795	715	290	160	--	--
Rented - Loué	5,765	270	4,870	625	5,240	220	110	--	--	--
<b>Division No. 2</b>	<b>4,760</b>	<b>335</b>	<b>4,135</b>	<b>290</b>	<b>4,545</b>	<b>145</b>	<b>--</b>	<b>--</b>	<b>--</b>	<b>--</b>
Owned - Possédé	4,595	325	3,980	290	4,395	130	--	--	--	--
Rented - Loué	165	--	155	--	150	--	--	--	--	--
<b>Division No. 3</b>	<b>4,055</b>	<b>155</b>	<b>3,340</b>	<b>560</b>	<b>3,860</b>	<b>150</b>	<b>--</b>	<b>--</b>	<b>--</b>	<b>--</b>
Owned - Possédé	3,865	155	3,160	550	3,690	135	--	--	--	--
Rented - Loué	190	--	180	--	170	--	--	--	--	--
<b>Division No. 4</b>	<b>2,795</b>	<b>230</b>	<b>2,320</b>	<b>245</b>	<b>2,610</b>	<b>--</b>	<b>--</b>	<b>--</b>	<b>--</b>	<b>--</b>
Owned - Possédé	2,525	210	2,075	240	2,370	--	--	--	--	--
Rented - Loué	270	--	245	--	240	--	--	--	--	--
<b>Division No. 5</b>	<b>5,085</b>	<b>180</b>	<b>4,425</b>	<b>480</b>	<b>4,655</b>	<b>240</b>	<b>100</b>	<b>--</b>	<b>--</b>	<b>--</b>
Owned - Possédé	4,430	155	3,860	415	4,080	195	--	--	--	--
Rented - Loué	655	--	565	--	575	--	--	--	--	--
<b>Division No. 6</b>	<b>4,940</b>	<b>130</b>	<b>4,185</b>	<b>625</b>	<b>4,470</b>	<b>275</b>	<b>125</b>	<b>--</b>	<b>--</b>	<b>--</b>
Owned - Possédé	3,355	--	2,805	455	3,060	180	--	--	--	--
Rented - Loué	1,585	--	1,380	170	1,410	--	--	--	--	--
<b>Division No. 7</b>	<b>7,575</b>	<b>540</b>	<b>6,100</b>	<b>935</b>	<b>7,320</b>	<b>195</b>	<b>--</b>	<b>--</b>	<b>--</b>	<b>--</b>
Owned - Possédé	7,370	530	5,910	930	7,115	195	--	--	--	--
Rented - Loué	205	--	190	--	205	--	--	--	--	--
<b>Division No. 8</b>	<b>7,495</b>	<b>330</b>	<b>6,425</b>	<b>740</b>	<b>7,205</b>	<b>230</b>	<b>--</b>	<b>--</b>	<b>--</b>	<b>--</b>
Owned - Possédé	7,315	310	6,270	735	7,025	230	--	--	--	--
Rented - Loué	180	--	155	--	180	--	--	--	--	--
<b>Division No. 9</b>	<b>3,030</b>	<b>--</b>	<b>2,610</b>	<b>360</b>	<b>2,785</b>	<b>190</b>	<b>--</b>	<b>--</b>	<b>--</b>	<b>--</b>
Owned - Possédé	2,950	--	2,540	360	2,705	190	--	--	--	--
Rented - Loué	--	--	--	--	--	--	--	--	--	--
<b>Division No. 10</b>	<b>1,285</b>	<b>--</b>	<b>1,120</b>	<b>120</b>	<b>1,205</b>	<b>--</b>	<b>--</b>	<b>--</b>	<b>--</b>	<b>--</b>
Owned - Possédé	940	--	800	105	865	--	--	--	--	--
Rented - Loué	345	--	320	--	340	--	--	--	--	--
<b>Prince Edward Island</b>	<b>22,455</b>	<b>2,730</b>	<b>18,230</b>	<b>1,495</b>	<b>20,865</b>	<b>980</b>	<b>360</b>	<b>125</b>	<b>--</b>	<b>--</b>
Owned - Possédé	18,305	2,310	14,725	1,270	17,275	710	205	--	--	--
Rented - Loué	4,150	420	3,505	225	3,590	270	155	--	--	--
<b>Kings</b>	<b>4,315</b>	<b>685</b>	<b>3,350</b>	<b>280</b>	<b>4,090</b>	<b>180</b>	<b>--</b>	<b>--</b>	<b>--</b>	<b>--</b>
Owned - Possédé	4,020	650	3,110	260	3,815	170	--	--	--	--
Rented - Loué	295	--	240	--	275	--	--	--	--	--
<b>Prince</b>	<b>8,380</b>	<b>860</b>	<b>7,035</b>	<b>485</b>	<b>7,880</b>	<b>335</b>	<b>115</b>	<b>--</b>	<b>--</b>	<b>--</b>
Owned - Possédé	6,970	715	5,795	460	6,610	250	--	--	--	--
Rented - Loué	1,410	145	1,240	--	1,270	--	--	--	--	--
<b>Queens</b>	<b>9,760</b>	<b>1,185</b>	<b>7,845</b>	<b>730</b>	<b>8,895</b>	<b>465</b>	<b>215</b>	<b>100</b>	<b>--</b>	<b>--</b>
Owned - Possédé	7,315	945	5,820	550	6,850	290	105	--	--	--
Rented - Loué	2,445	240	2,025	180	2,045	175	110	--	--	--
<b>Nova Scotia</b>	<b>149,555</b>	<b>16,810</b>	<b>121,120</b>	<b>11,625</b>	<b>134,335</b>	<b>9,150</b>	<b>2,870</b>	<b>1,550</b>	<b>775</b>	<b>875</b>
Owned - Possédé	113,945	12,955	91,535	9,455	102,625	6,960	2,140	1,125	535	560
Rented - Loué	35,610	3,855	29,585	2,170	31,710	2,190	730	425	240	315
<b>Annapolis</b>	<b>5,390</b>	<b>825</b>	<b>4,290</b>	<b>275</b>	<b>5,015</b>	<b>235</b>	<b>--</b>	<b>--</b>	<b>--</b>	<b>--</b>
Owned - Possédé	4,240	695	3,300	245	3,920	205	--	--	--	--
Rented - Loué	1,150	130	990	--	1,095	--	--	--	--	--

TABLE 49. Occupied dwellings by tenure showing household composition, for counties and census divisions, 1951 - Continued

TABLEAU 49. Logements occupés selon le mode d'occupation, et composition du ménage, comtés et divisions de recensement, 1951 - suite

County or census division, and tenure Comté ou division de recensement et mode d'occupation	Total	Households by number of families Ménages selon le nombre de familles			Households by number of lodgers Ménages selon le nombre de chambreurs					
		0	1	2+	0	1	2	3	4	5+
		<b>Nova Scotia - Con. - fin</b>								
Antigonish .....	2,435	455	1,850	130	2,110	225	--	--	--	--
Owned - Possédé .....	2,085	440	1,530	115	1,800	200	--	--	--	--
Rented - Loué .....	350	--	320	--	310	--	--	--	--	--
Cape Breton .....	24,865	1,735	20,725	2,405	22,475	1,230	530	295	165	170
Owned - Possédé .....	19,685	1,355	16,335	1,995	17,820	995	410	230	110	120
Rented - Loué .....	5,180	380	4,390	410	4,655	235	120	--	--	--
Colchester .....	7,945	1,015	6,500	430	7,060	550	160	--	--	--
Owned - Possédé .....	6,165	800	5,000	365	5,455	440	135	--	--	--
Rented - Loué .....	1,780	215	1,500	--	1,605	110	--	--	--	--
Cumberland .....	10,055	1,195	8,225	635	9,255	580	115	--	--	--
Owned - Possédé .....	8,070	940	6,595	535	7,440	470	105	--	--	--
Rented - Loué .....	1,985	255	1,630	100	1,815	110	--	--	--	--
Digby .....	4,975	680	3,965	330	4,590	300	--	--	--	--
Owned - Possédé .....	4,280	570	3,400	310	3,940	270	--	--	--	--
Rented - Loué .....	695	110	565	--	650	--	--	--	--	--
Guysborough .....	3,325	485	2,580	260	3,070	195	--	--	--	--
Owned - Possédé .....	3,070	455	2,365	250	2,840	175	--	--	--	--
Rented - Loué .....	255	--	215	--	230	--	--	--	--	--
Halifax .....	36,305	3,740	29,125	3,440	31,085	2,595	1,220	630	335	440
Owned - Possédé .....	22,030	2,055	17,610	2,365	18,825	1,520	815	420	190	260
Rented - Loué .....	14,275	1,685	11,515	1,075	12,260	1,075	405	210	145	180
Hants .....	5,655	720	4,575	360	5,190	350	--	--	--	--
Owned - Possédé .....	4,570	595	3,675	300	4,225	250	--	--	--	--
Rented - Loué .....	1,085	125	900	--	965	100	--	--	--	--
Inverness .....	4,005	530	3,245	230	3,710	230	--	--	--	--
Owned - Possédé .....	3,660	505	2,925	230	3,370	225	--	--	--	--
Rented - Loué .....	345	--	320	--	340	--	--	--	--	--
Kings .....	8,145	930	6,730	485	7,330	540	155	--	--	--
Owned - Possédé .....	5,965	725	4,850	390	5,340	420	105	--	--	--
Rented - Loué .....	2,180	205	1,880	--	1,990	120	--	--	--	--
Lunenburg .....	8,690	975	6,940	775	7,835	505	160	--	--	--
Owned - Possédé .....	7,620	875	6,055	690	6,890	465	125	--	--	--
Rented - Loué .....	1,070	100	885	--	945	--	--	--	--	--
Pictou .....	11,000	1,370	8,920	710	10,050	665	155	--	--	--
Owned - Possédé .....	8,430	1,115	6,695	620	7,705	515	130	--	--	--
Rented - Loué .....	2,570	255	2,225	--	2,345	150	--	--	--	--
Queens .....	3,220	365	2,645	210	3,050	140	--	--	--	--
Owned - Possédé .....	2,765	320	2,250	195	2,605	135	--	--	--	--
Rented - Loué .....	455	--	395	--	445	--	--	--	--	--
Richmond .....	2,425	330	1,895	200	2,260	145	--	--	--	--
Owned - Possédé .....	2,310	325	1,790	195	2,155	135	--	--	--	--
Rented - Loué .....	115	--	105	--	105	--	--	--	--	--
Shelburne .....	3,510	440	2,785	285	3,275	160	--	--	--	--
Owned - Possédé .....	3,055	385	2,410	260	2,850	145	--	--	--	--
Rented - Loué .....	455	--	375	--	425	--	--	--	--	--
Victoria .....	1,920	280	1,510	130	1,810	100	--	--	--	--
Owned - Possédé .....	1,770	265	1,390	115	1,665	--	--	--	--	--
Rented - Loué .....	150	--	120	--	145	--	--	--	--	--
Yarmouth .....	5,690	740	4,615	335	5,165	405	--	--	--	--
Owned - Possédé .....	4,175	535	3,360	280	3,780	300	--	--	--	--
Rented - Loué .....	1,515	205	1,255	--	1,385	105	--	--	--	--
<b>New Brunswick .....</b>	<b>114,010</b>	<b>11,115</b>	<b>94,650</b>	<b>8,245</b>	<b>104,780</b>	<b>6,095</b>	<b>1,635</b>	<b>695</b>	<b>295</b>	<b>510</b>
Owned - Possédé .....	81,210	7,780	66,770	6,660	75,200	4,025	1,005	455	205	320
Rented - Loué .....	32,800	3,335	27,880	1,585	29,580	2,070	630	240	--	190
Albert .....	2,485	260	2,100	125	2,285	165	--	--	--	--
Owned - Possédé .....	2,145	240	1,795	110	1,970	140	--	--	--	--
Rented - Loué .....	340	--	305	--	315	--	--	--	--	--

TABLE 49. Occupied dwellings by tenure showing household composition, for counties and census divisions, 1951 - Continued

TABLEAU 49. Logements occupés selon le mode d'occupation, et composition du ménage, comtés et divisions de recensement, 1951 - suite

County or census division, and tenure Comté ou division de recensement et mode d'occupation	Total	Households by number of families Ménages selon le nombre de familles			Households by number of lodgers Ménages selon le nombre de chambreurs						
		0	1	2+	0	1	2	3	4	5+	
<b>New Brunswick - Con.-fin</b>											
Carleton .....	5,580	640	4,610	330	5,220	260	--	--	--	--	
Owned - Possédé .....	4,395	515	3,585	295	4,110	215	--	--	--	--	
Rented - Loué .....	1,185	125	1,025	--	1,110	--	--	--	--	--	
Charlotte .....	6,815	920	5,515	380	6,405	300	--	--	--	--	
Owned - Possédé .....	5,180	790	4,060	330	4,865	235	--	--	--	--	
Rented - Loué .....	1,635	130	1,455	--	1,540	--	--	--	--	--	
Gloucester .....	9,930	550	8,320	1,060	9,300	470	--	--	--	--	
Owned - Possédé .....	9,070	490	7,580	1,000	8,490	430	--	--	--	--	
Rented - Loué .....	860	--	740	--	810	--	--	--	--	--	
Kent .....	4,950	395	4,025	530	4,565	325	--	--	--	--	
Owned - Possédé .....	4,610	355	3,745	510	4,255	305	--	--	--	--	
Rented - Loué .....	340	--	280	--	310	--	--	--	--	--	
Kings .....	6,030	950	4,810	270	5,575	315	105	--	--	--	
Owned - Possédé .....	4,880	785	3,855	240	4,540	220	--	--	--	--	
Rented - Loué .....	1,150	165	955	--	1,035	--	--	--	--	--	
Madawaska .....	6,095	275	5,320	500	5,715	255	--	--	--	--	
Owned - Possédé .....	4,440	225	3,785	430	4,150	185	--	--	--	--	
Rented - Loué .....	1,655	--	1,535	--	1,565	--	--	--	--	--	
Northumberland .....	8,750	810	7,190	750	8,310	300	--	--	--	--	
Owned - Possédé .....	7,245	710	5,840	695	6,915	215	--	--	--	--	
Rented - Loué .....	1,505	100	1,350	--	1,395	--	--	--	--	--	
Queens .....	3,300	445	2,655	200	3,140	125	--	--	--	--	
Owned - Possédé .....	2,900	410	2,310	180	2,770	105	--	--	--	--	
Rented - Loué .....	400	--	345	--	370	--	--	--	--	--	
Restigouche .....	6,820	360	5,980	480	6,425	265	--	--	--	--	
Owned - Possédé .....	5,135	275	4,455	405	4,855	190	--	--	--	--	
Rented - Loué .....	1,685	--	1,525	--	1,570	--	--	--	--	--	
St. John .....	18,605	2,375	15,215	1,015	16,710	1,240	345	150	--	--	
Owned - Possédé .....	6,610	885	5,325	400	6,055	340	--	--	--	--	
Rented - Loué .....	11,995	1,490	9,890	615	10,655	900	235	--	--	--	
Sunbury .....	2,100	185	1,750	165	1,950	110	--	--	--	--	
Owned - Possédé .....	1,745	155	1,435	155	1,625	--	--	--	--	--	
Rented - Loué .....	355	--	315	--	325	--	--	--	--	--	
Victoria .....	4,065	325	3,505	235	3,760	205	--	--	--	--	
Owned - Possédé .....	3,335	270	2,870	195	3,060	200	--	--	--	--	
Rented - Loué .....	730	--	635	--	700	--	--	--	--	--	
Westmorland .....	17,930	1,570	14,950	1,410	15,855	1,130	445	210	130	160	
Owned - Possédé .....	12,270	965	10,235	1,070	10,945	725	255	125	110	110	
Rented - Loué .....	5,660	605	4,715	340	4,910	405	190	--	--	--	
York .....	10,555	1,055	8,705	795	9,565	630	160	--	--	--	
Owned - Possédé .....	7,250	710	5,895	645	6,595	425	110	--	--	--	
Rented - Loué .....	3,305	345	2,810	150	2,970	205	--	--	--	--	
Québec .....	858,785	69,235	729,945	59,605	787,510	39,665	15,525	7,585	3,830	4,670	
Owned - Possédé .....	416,960	27,920	357,870	31,170	391,740	14,930	5,180	2,475	1,165	1,470	
Rented - Loué .....	441,825	41,315	372,075	28,435	395,770	24,735	10,345	5,110	2,665	3,200	
Abitibi .....	16,535	1,410	14,400	725	15,515	600	180	105	--	--	
Owned - Possédé .....	11,650	940	10,115	595	11,005	380	105	--	--	--	
Rented - Loué .....	4,885	470	4,285	130	4,510	220	--	--	--	--	
Argenteuil .....	6,065	690	5,080	295	5,560	335	100	--	--	--	
Owned - Possédé .....	3,960	465	3,240	255	3,630	200	--	--	--	--	
Rented - Loué .....	2,105	225	1,840	--	1,930	135	--	--	--	--	
Arthabaska .....	7,300	510	6,480	310	6,875	270	105	--	--	--	
Owned - Possédé .....	4,995	325	4,420	250	4,760	155	--	--	--	--	
Rented - Loué .....	2,305	185	2,060	--	2,115	115	--	--	--	--	
Bagot .....	4,125	285	3,720	120	3,910	160	--	--	--	--	
Owned - Possédé .....	3,200	200	2,880	120	3,070	--	--	--	--	--	
Rented - Loué .....	925	--	840	--	840	--	--	--	--	--	

TABLE 49. Occupied dwellings by tenure showing household composition, for counties and census divisions, 1951 - Continued

TABLEAU 49. Logements occupés selon le mode d'occupation, et composition du ménage, comtés et divisions de recensement, 1951 - suite

County or census division, and tenure Comté ou division de recensement et mode d'occupation	Total	Households by number of families Ménages selon le nombre de familles			Households by number of lodgers Ménages selon le nombre de chambreurs					
		0	1	2+	0	1	2	3	4	5+
<b>Québec - Con.-suite</b>										
Beauce	10,105	540	9,100	465	9,860	165	--	--	--	--
Owned - Possédé	8,500	410	7,645	445	8,290	135	--	--	--	--
Rented - Loué	1,605	130	1,455	--	1,570	--	--	--	--	--
Beauharnois	8,355	410	7,535	410	7,660	435	175	--	--	--
Owned - Possédé	4,070	235	3,620	215	3,760	180	--	--	--	--
Rented - Loué	4,285	175	3,915	195	3,900	255	--	--	--	--
Bellechasse	4,645	400	4,025	220	4,535	--	--	--	--	--
Owned - Possédé	4,215	330	3,670	215	4,105	--	--	--	--	--
Rented - Loué	430	--	355	--	430	--	--	--	--	--
Berthier	5,160	370	4,425	365	5,010	115	--	--	--	--
Owned - Possédé	3,895	260	3,295	340	3,805	--	--	--	--	--
Rented - Loué	1,265	110	1,130	--	1,205	--	--	--	--	--
Bonaventure	7,070	395	5,860	815	6,780	220	--	--	--	--
Owned - Possédé	6,530	350	5,370	810	6,270	195	--	--	--	--
Rented - Loué	540	--	490	--	510	--	--	--	--	--
Brome	3,230	385	2,670	175	3,055	150	--	--	--	--
Owned - Possédé	2,460	300	1,990	170	2,305	130	--	--	--	--
Rented - Loué	770	--	680	--	750	--	--	--	--	--
Chambly	17,595	920	15,435	1,240	16,310	765	220	130	--	--
Owned - Possédé	10,895	625	9,450	820	10,170	430	105	--	--	--
Rented - Loué	6,700	295	5,985	420	6,140	335	115	--	--	--
Champlain	16,915	750	15,155	1,010	16,220	420	135	115	--	--
Owned - Possédé	10,455	465	9,255	735	10,055	245	--	--	--	--
Rented - Loué	6,460	285	5,900	275	6,165	175	--	--	--	--
Charlevoix	4,630	145	3,995	490	4,495	--	--	--	--	--
Owned - Possédé	3,600	120	3,010	470	3,505	--	--	--	--	--
Rented - Loué	1,030	--	985	--	990	--	--	--	--	--
Charlevoix-Est	2,515	--	2,175	275	2,405	--	--	--	--	--
Owned - Possédé	1,855	--	1,535	260	1,775	--	--	--	--	--
Rented - Loué	660	--	640	--	630	--	--	--	--	--
Charlevoix-Ouest	2,115	--	1,820	215	2,090	--	--	--	--	--
Owned - Possédé	1,745	--	1,475	210	1,730	--	--	--	--	--
Rented - Loué	370	--	345	--	360	--	--	--	--	--
Châteauguay	4,100	395	3,500	205	3,750	225	--	--	--	--
Owned - Possédé	3,095	305	2,600	190	2,820	175	--	--	--	--
Rented - Loué	1,005	--	900	--	930	--	--	--	--	--
Chicoutimi	18,970	375	16,845	1,750	17,680	740	245	210	--	--
Owned - Possédé	9,180	150	7,730	1,300	8,490	405	130	110	--	--
Rented - Loué	9,790	225	9,115	450	9,190	335	115	100	--	--
Compton	5,180	495	4,445	240	4,875	245	--	--	--	--
Owned - Possédé	4,070	405	3,460	205	3,820	210	--	--	--	--
Rented - Loué	1,110	--	985	--	1,055	--	--	--	--	--
Deux-Montagnes	4,740	400	4,170	170	4,560	100	--	--	--	--
Owned - Possédé	3,600	310	3,150	140	3,445	--	--	--	--	--
Rented - Loué	1,140	--	1,020	--	1,115	--	--	--	--	--
Dorchester	6,135	450	5,370	315	5,990	105	--	--	--	--
Owned - Possédé	5,475	390	4,805	280	5,350	--	--	--	--	--
Rented - Loué	660	--	565	--	640	--	--	--	--	--
Drummond	11,000	550	10,010	440	10,155	600	125	--	--	--
Owned - Possédé	5,785	220	5,270	295	5,535	150	--	--	--	--
Rented - Loué	5,215	330	4,740	145	4,620	450	--	--	--	--
Frontenac	5,855	405	5,240	210	5,730	--	--	--	--	--
Owned - Possédé	4,610	300	4,130	180	4,535	--	--	--	--	--
Rented - Loué	1,245	105	1,110	--	1,195	--	--	--	--	--
Gaspé	10,690	500	8,860	1,330	10,285	305	--	--	--	--
Owned - Possédé	9,845	455	8,125	1,265	9,475	280	--	--	--	--
Rented - Loué	845	--	735	--	810	--	--	--	--	--
Gaspé-Est	6,560	370	5,440	750	6,330	180	--	--	--	--
Owned - Possédé	6,165	335	5,105	725	5,950	165	--	--	--	--
Rented - Loué	395	--	335	--	380	--	--	--	--	--



TABLE 49. Occupied dwellings by tenure showing household composition, for counties and census divisions, 1951 - Continued

TABLEAU 49. Logements occupés selon le mode d'occupation, et composition du ménage, comtés et divisions de recensement, 1951 - suite

County or census division, and tenure Comté ou division de recensement et mode d'occupation	Total	Households by number of families Ménages selon le nombre de familles			Households by number of lodgers Ménages selon le nombre de chambreurs					
		0	1	2+	0	1	2	3	4	5+
		Québec—Con. — suite								
Gaspé—Con. — fin										
Gaspé-Ouest .....	2,480	--	2,120	285	2,405	--	--	--	--	--
Owned — Possédé .....	2,085	--	1,775	245	2,025	--	--	--	--	--
Rented — Loué .....	395	--	345	--	380	--	--	--	--	--
Îles-de-la-Madeleine .....	1,650	--	1,300	295	1,550	--	--	--	--	--
Owned — Possédé .....	1,595	--	1,245	295	1,500	--	--	--	--	--
Rented — Loué .....	--	--	--	--	--	--	--	--	--	--
Hull .....	19,430	1,195	16,525	1,710	17,790	905	405	180	--	--
Owned — Possédé .....	11,445	830	9,450	1,165	10,495	505	230	125	--	--
Rented — Loué .....	7,985	365	7,075	545	7,295	400	175	--	--	--
Gatineau .....	7,225	615	6,065	545	6,720	340	--	--	--	--
Owned — Possédé .....	5,525	515	4,555	455	5,140	265	--	--	--	--
Rented — Loué .....	1,700	100	1,510	--	1,580	--	--	--	--	--
Hull .....	12,205	580	10,460	1,165	11,070	565	310	145	--	--
Owned — Possédé .....	5,920	315	4,895	710	5,355	240	165	100	--	--
Rented — Loué .....	6,285	265	5,565	455	5,715	325	145	--	--	--
Huntingdon .....	3,315	425	2,740	150	3,015	180	--	--	--	--
Owned — Possédé .....	2,685	365	2,195	125	2,455	130	--	--	--	--
Rented — Loué .....	630	--	545	--	560	--	--	--	--	--
Iberville .....	2,850	165	2,565	120	2,695	115	--	--	--	--
Owned — Possédé .....	1,950	110	1,735	105	1,855	--	--	--	--	--
Rented — Loué .....	900	--	830	--	840	--	--	--	--	--
Joliette .....	7,445	530	6,510	405	6,935	310	145	--	--	--
Owned — Possédé .....	4,370	325	3,765	280	4,145	130	--	--	--	--
Rented — Loué .....	3,075	205	2,745	125	2,790	180	--	--	--	--
Kamouraska .....	4,680	360	3,910	410	4,490	125	--	--	--	--
Owned — Possédé .....	3,875	285	3,210	380	3,720	105	--	--	--	--
Rented — Loué .....	805	--	700	--	770	--	--	--	--	--
Labelle .....	5,235	410	4,700	125	4,995	180	--	--	--	--
Owned — Possédé .....	4,035	330	3,610	--	3,850	140	--	--	--	--
Rented — Loué .....	1,200	--	1,090	--	1,145	--	--	--	--	--
Lac-St-Jean .....	12,700	400	11,220	1,080	12,130	350	140	--	--	--
Owned — Possédé .....	9,075	255	7,855	965	8,685	260	--	--	--	--
Rented — Loué .....	3,625	145	3,365	115	3,445	--	--	--	--	--
Lac-St-Jean-Est .....	4,815	--	4,280	445	4,590	150	--	--	--	--
Owned — Possédé .....	3,090	--	2,620	410	2,915	115	--	--	--	--
Rented — Loué .....	1,725	--	1,660	--	1,675	--	--	--	--	--
Lac-St-Jean-Ouest .....	7,885	310	6,940	635	7,540	200	--	--	--	--
Owned — Possédé .....	5,985	195	5,235	555	5,770	145	--	--	--	--
Rented — Loué .....	1,900	115	1,705	--	1,770	--	--	--	--	--
Laprairie .....	3,955	245	3,370	340	3,725	125	--	--	--	--
Owned — Possédé .....	2,745	195	2,235	315	2,600	--	--	--	--	--
Rented — Loué .....	1,210	--	1,135	--	1,125	--	--	--	--	--
L'Assomption .....	4,975	405	4,305	265	4,700	175	--	--	--	--
Owned — Possédé .....	3,115	310	2,605	200	2,950	--	--	--	--	--
Rented — Loué .....	1,860	--	1,700	--	1,750	--	--	--	--	--
Lévis .....	8,315	535	7,335	445	7,930	235	--	--	--	--
Owned — Possédé .....	5,670	375	4,920	375	5,390	160	--	--	--	--
Rented — Loué .....	2,645	160	2,415	--	2,540	--	--	--	--	--
L'Islet .....	4,245	325	3,580	340	4,085	115	--	--	--	--
Owned — Possédé .....	3,750	275	3,150	325	3,610	105	--	--	--	--
Rented — Loué .....	495	--	430	--	475	--	--	--	--	--
Lotbinière .....	5,295	430	4,560	305	5,175	--	--	--	--	--
Owned — Possédé .....	4,765	320	4,145	300	4,670	--	--	--	--	--
Rented — Loué .....	530	110	415	--	505	--	--	--	--	--
Maskinongé .....	3,835	250	3,305	280	3,595	180	--	--	--	--
Owned — Possédé .....	2,845	170	2,420	255	2,685	115	--	--	--	--
Rented — Loué .....	990	--	885	--	910	--	--	--	--	--
Matane .....	10,745	455	9,520	770	10,365	270	--	--	--	--
Owned — Possédé .....	9,005	350	7,950	705	8,695	215	--	--	--	--
Rented — Loué .....	1,740	105	1,570	--	1,670	--	--	--	--	--

**TABLE 49. Occupied dwellings by tenure showing household composition, for counties and census divisions, 1951 - Continued**

**TABLEAU 49. Logements occupés selon le mode d'occupation, et composition du ménage, comtés et divisions de recensement, 1951 - suite**

County or census division, and tenure  Comté ou division de recensement et mode d'occupation	Total	Households by number of families — Ménages selon le nombre de familles			Households by number of lodgers — Ménages selon le nombre de chambreurs					
		0	1	2+	0	1	2	3	4	5+
<b>Québec - Con. - suite</b>										
<b>Matane - Con. - fin</b>										
Matane .....	5, 275	200	4, 735	340	5, 130	110	--	--	--	--
Owned - Possédé .....	4, 365	160	3, 890	315	4, 245	--	--	--	--	--
Rented - Loué .....	910	--	845	--	885	--	--	--	--	--
Matapédia .....	5, 470	255	4, 785	430	5, 235	160	--	--	--	--
Owned - Possédé .....	4, 640	190	4, 060	390	4, 450	130	--	--	--	--
Rented - Loué .....	830	--	725	--	785	--	--	--	--	--
Mégantic .....	8, 955	530	8, 100	325	8, 595	230	--	--	--	--
Owned - Possédé .....	6, 275	380	5, 620	275	6, 030	170	--	--	--	--
Rented - Loué .....	2, 680	150	2, 480	--	2, 565	--	--	--	--	--
Missisquoi .....	5, 635	465	4, 810	360	5, 040	340	160	--	--	--
Owned - Possédé .....	3, 355	335	2, 815	205	3, 015	185	--	--	--	--
Rented - Loué .....	2, 280	130	1, 995	155	2, 025	155	--	--	--	--
Montcalm .....	3, 810	425	3, 275	110	3, 660	125	--	--	--	--
Owned - Possédé .....	2, 895	340	2, 460	--	2, 785	--	--	--	--	--
Rented - Loué .....	915	--	815	--	875	--	--	--	--	--
Montmagny .....	4, 660	365	4, 005	290	4, 425	160	--	--	--	--
Owned - Possédé .....	3, 965	310	3, 390	265	3, 760	135	--	--	--	--
Rented - Loué .....	695	--	615	--	665	--	--	--	--	--
Montmorency .....	3, 885	245	3, 250	390	3, 785	--	--	--	--	--
Owned - Possédé .....	2, 895	215	2, 305	375	2, 815	--	--	--	--	--
Rented - Loué .....	990	--	945	--	970	--	--	--	--	--
Montmorency No. 1 .....	3, 155	170	2, 680	305	3, 065	--	--	--	--	--
Owned - Possédé .....	2, 200	155	1, 945	290	2, 220	--	--	--	--	--
Rented - Loué .....	865	--	835	--	845	--	--	--	--	--
Montmorency No. 2 (Île-d'Orléans) ..	730	--	570	--	720	--	--	--	--	--
Owned - Possédé .....	605	--	460	--	595	--	--	--	--	--
Rented - Loué .....	125	--	110	--	125	--	--	--	--	--
Montréal & Jésus Islands - Îles .....	325, 830	33, 300	264, 705	27, 825	286, 335	19, 350	9, 200	5, 010	2, 615	3, 320
Owned - Possédé .....	76, 025	5, 400	63, 720	6, 905	68, 485	3, 755	1, 685	965	540	595
Rented - Loué .....	249, 805	27, 900	200, 985	20, 920	217, 850	15, 595	7, 515	4, 045	2, 075	2, 725
Jésus Island - Île .....	7, 825	420	7, 040	365	7, 270	310	150	--	--	--
Owned - Possédé .....	4, 670	275	4, 125	270	4, 295	220	--	--	--	--
Rented - Loué .....	3, 155	145	2, 915	--	2, 975	--	--	--	--	--
Montréal Island - Île .....	318, 005	32, 880	257, 665	27, 460	279, 065	19, 040	9, 050	4, 060	2, 580	3, 310
Owned - Possédé .....	71, 355	5, 125	59, 595	6, 635	64, 190	3, 535	1, 610	920	515	585
Rented - Loué .....	246, 650	27, 755	198, 070	20, 825	214, 875	15, 505	7, 440	4, 040	2, 065	2, 725
Napierville .....	1, 905	135	1, 685	--	1, 800	--	--	--	--	--
Owned - Possédé .....	1, 435	100	1, 265	--	1, 350	--	--	--	--	--
Rented - Loué .....	470	--	420	--	450	--	--	--	--	--
Nicolet .....	5, 635	470	4, 775	390	5, 405	170	--	--	--	--
Owned - Possédé .....	4, 775	375	4, 015	385	4, 610	120	--	--	--	--
Rented - Loué .....	860	--	760	--	795	--	--	--	--	--
Papineau .....	6, 305	455	5, 430	420	5, 930	255	--	--	--	--
Owned - Possédé .....	4, 725	360	4, 035	330	4, 425	210	--	--	--	--
Rented - Loué .....	1, 580	--	1, 395	--	1, 505	--	--	--	--	--
Pontiac .....	4, 570	485	3, 750	335	4, 330	180	--	--	--	--
Owned - Possédé .....	3, 800	400	3, 090	310	3, 605	150	--	--	--	--
Rented - Loué .....	770	--	660	--	725	--	--	--	--	--
Portneuf .....	8, 610	635	7, 355	620	8, 295	245	--	--	--	--
Owned - Possédé .....	6, 295	455	5, 295	545	6, 100	150	--	--	--	--
Rented - Loué .....	2, 315	180	2, 060	--	2, 195	--	--	--	--	--
Québec .....	50, 610	4, 265	43, 885	2, 460	46, 800	2, 255	790	325	205	235
Owned - Possédé .....	17, 455	1, 210	15, 235	1, 010	16, 340	615	230	105	--	120
Rented - Loué .....	33, 155	3, 055	28, 650	1, 450	30, 460	1, 640	560	220	160	115
Richelieu .....	6, 500	375	5, 735	390	6, 105	230	--	--	--	--
Owned - Possédé .....	3, 850	260	3, 305	285	3, 665	--	--	--	--	--
Rented - Loué .....	2, 650	115	2, 430	105	2, 440	135	--	--	--	--
Richmond .....	7, 280	455	6, 575	250	6, 785	340	100	--	--	--
Owned - Possédé .....	4, 460	335	3, 955	170	4, 205	185	--	--	--	--
Rented - Loué .....	2, 820	120	2, 620	--	2, 580	155	--	--	--	--

TABLE 49. Occupied dwellings by tenure showing household composition, for counties and census divisions, 1951 - Continued

TABLEAU 49. Logements occupés selon le mode d'occupation, et composition du ménage, comtés et divisions de recensement, 1951 - suite

County or census division, and tenure Comté ou division de recensement et mode d'occupation	Total	Households by number of families Ménages selon le nombre de familles			Households by number of lodgers Ménages selon le nombre de chambreurs					
		0	1	2+	0	1	2	3	4	5+
		Québec - Con. - fin								
Rimouski .....	8,865	360	7,890	615	8,425	300	--	--	--	--
Owned - Possédé .....	6,730	255	5,955	520	6,425	235	--	--	--	--
Rented - Loué .....	2,135	105	1,935	--	2,000	--	--	--	--	--
Rouville .....	4,305	335	3,785	185	4,060	185	--	--	--	--
Owned - Possédé .....	3,015	280	2,575	160	2,855	125	--	--	--	--
Rented - Loué .....	1,290	--	1,210	--	1,205	--	--	--	--	--
Saguenay .....	9,875	440	5,565	870	6,260	255	145	--	--	100
Owned - Possédé .....	5,340	280	4,340	720	4,840	225	100	--	--	--
Rented - Loué .....	1,535	160	1,225	150	1,420	--	--	--	--	--
Shefford .....	9,525	680	8,460	385	8,650	630	180	--	--	--
Owned - Possédé .....	5,280	370	4,670	240	4,865	310	--	--	--	--
Rented - Loué .....	4,245	310	3,790	145	3,785	320	--	--	--	--
Sherbrooke .....	14,105	1,180	12,300	625	12,880	765	260	--	--	--
Owned - Possédé .....	5,645	415	4,895	335	5,230	235	110	--	--	--
Rented - Loué .....	8,460	765	7,405	290	7,650	530	150	--	--	--
Soulanges .....	2,120	215	1,835	--	2,050	--	--	--	--	--
Owned - Possédé .....	1,615	175	1,380	--	1,575	--	--	--	--	--
Rented - Loué .....	505	--	455	--	475	--	--	--	--	--
Stanstead .....	7,805	710	6,775	320	7,100	480	140	--	--	--
Owned - Possédé .....	4,565	420	3,910	235	4,160	260	--	--	--	--
Rented - Loué .....	3,240	290	2,865	--	2,940	220	--	--	--	--
St-Hyacinthe .....	8,400	760	7,265	375	7,725	450	135	--	--	--
Owned - Possédé .....	3,875	325	3,395	155	3,650	145	--	--	--	--
Rented - Loué .....	4,525	435	3,870	220	4,075	305	--	--	--	--
St-Jean .....	6,175	400	5,430	345	5,575	420	110	--	--	--
Owned - Possédé .....	2,770	175	2,425	170	2,530	155	--	--	--	--
Rented - Loué .....	3,405	225	3,005	175	3,045	265	--	--	--	--
St-Maurice .....	19,190	995	17,190	1,005	18,020	765	260	--	--	--
Owned - Possédé .....	7,255	355	6,410	490	6,855	225	--	--	--	--
Rented - Loué .....	11,935	640	10,780	515	11,165	540	165	--	--	--
Témiscamingue .....	10,730	745	9,485	500	9,875	500	160	--	--	--
Owned - Possédé .....	5,910	320	5,290	300	5,540	210	--	--	--	--
Rented - Loué .....	4,820	425	4,195	200	4,335	290	--	--	--	--
Témiscouata .....	11,350	585	9,985	780	10,935	270	--	--	--	--
Owned - Possédé .....	9,260	420	8,115	725	8,925	210	--	--	--	--
Rented - Loué .....	2,090	165	1,870	--	2,010	--	--	--	--	--
Rivière-du-Loup .....	6,630	405	5,735	490	6,355	165	--	--	--	--
Owned - Possédé .....	5,210	285	4,480	445	4,980	135	--	--	--	--
Rented - Loué .....	1,420	120	1,255	--	1,375	--	--	--	--	--
Témiscouata .....	4,720	180	4,250	290	4,580	105	--	--	--	--
Owned - Possédé .....	4,050	135	3,635	280	3,945	--	--	--	--	--
Rented - Loué .....	670	--	615	--	635	--	--	--	--	--
Terrebonne .....	15,010	1,195	13,320	495	14,155	605	165	--	--	--
Owned - Possédé .....	8,785	705	7,715	365	8,270	350	--	--	--	--
Rented - Loué .....	6,225	490	5,605	130	5,885	255	--	--	--	--
Vaudreuil .....	4,075	300	3,565	210	3,830	155	--	--	--	--
Owned - Possédé .....	2,880	250	2,475	155	2,695	105	--	--	--	--
Rented - Loué .....	1,195	--	1,090	--	1,135	--	--	--	--	--
Verchères .....	3,785	270	3,325	190	3,575	135	--	--	--	--
Owned - Possédé .....	2,520	185	2,210	125	2,395	--	--	--	--	--
Rented - Loué .....	1,265	--	1,115	--	1,180	--	--	--	--	--
Wolfe .....	3,570	290	3,145	135	3,470	--	--	--	--	--
Owned - Possédé .....	3,020	235	2,680	105	2,930	--	--	--	--	--
Rented - Loué .....	550	--	465	--	540	--	--	--	--	--
Yamaska .....	3,290	260	2,825	205	3,200	--	--	--	--	--
Owned - Possédé .....	2,875	225	2,450	200	2,805	--	--	--	--	--
Rented - Loué .....	415	--	375	--	395	--	--	--	--	--

TABLE 49. Occupied dwellings by tenure showing household composition, for counties and census divisions, 1951 - Continued

TABLEAU 49. Logements occupés selon le mode d'occupation, et composition du ménage, comtés et divisions de recensement, 1951 - suite

County or census division, and tenure Comté ou division de recensement et mode d'occupation	Total	Households by number of families Ménages selon le nombre de familles			Households by number of lodgers Ménages selon le nombre de chambreurs					
		0	1	2+	0	1	2	3	4	5+
<b>Ontario</b> .....	<b>1, 181, 125</b>	<b>133, 555</b>	<b>946, 115</b>	<b>101, 455</b>	<b>1, 028, 675</b>	<b>69, 760</b>	<b>37, 680</b>	<b>19, 495</b>	<b>10, 680</b>	<b>14, 835</b>
Owned - Possédé.....	821, 335	85, 740	656, 935	78, 660	710, 870	48, 785	28, 660	14, 660	8, 050	10, 310
Rented - Loué .....	359, 790	47, 815	289, 180	22, 795	317, 805	20, 975	9, 020	4, 835	2, 630	4, 525
<b>Algoma</b> .....	<b>15, 335</b>	<b>1, 730</b>	<b>12, 550</b>	<b>1, 055</b>	<b>13, 665</b>	<b>855</b>	<b>370</b>	<b>235</b>	--	<b>130</b>
Owned - Possédé.....	11, 345	1, 195	9, 310	840	10, 065	645	260	190	--	115
Rented - Loué .....	3, 990	535	3, 240	215	3, 600	210	110	--	--	--
<b>Brant</b> .....	<b>19, 845</b>	<b>2, 325</b>	<b>16, 290</b>	<b>1, 230</b>	<b>17, 900</b>	<b>1, 165</b>	<b>410</b>	<b>140</b>	--	<b>140</b>
Owned - Possédé.....	13, 875	1, 660	11, 215	1, 000	12, 425	845	360	--	--	105
Rented - Loué .....	5, 970	665	5, 075	230	5, 475	320	--	--	--	--
<b>Bruce</b> .....	<b>11, 770</b>	<b>1, 920</b>	<b>9, 500</b>	<b>350</b>	<b>11, 210</b>	<b>415</b>	--	--	--	--
Owned - Possédé.....	9, 745	1, 620	7, 815	310	9, 245	360	--	--	--	--
Rented - Loué .....	2, 025	300	1, 685	--	1, 965	--	--	--	--	--
<b>Carleton</b> .....	<b>58, 580</b>	<b>6, 950</b>	<b>46, 335</b>	<b>5, 295</b>	<b>49, 585</b>	<b>4, 245</b>	<b>2, 105</b>	<b>1, 125</b>	<b>630</b>	<b>890</b>
Owned - Possédé.....	28, 125	2, 715	22, 620	2, 790	23, 845	2, 030	1, 105	550	265	330
Rented - Loué .....	30, 455	4, 235	23, 715	2, 505	25, 740	2, 215	1, 000	575	365	560
<b>Cochrane</b> .....	<b>19, 415</b>	<b>1, 885</b>	<b>16, 775</b>	<b>755</b>	<b>17, 955</b>	<b>895</b>	<b>260</b>	<b>100</b>	--	<b>120</b>
Owned - Possédé.....	10, 975	1, 125	9, 300	550	10, 030	545	195	--	--	--
Rented - Loué .....	8, 440	760	7, 475	205	7, 925	350	--	--	--	--
<b>Dufferin</b> .....	<b>4, 230</b>	<b>675</b>	<b>3, 425</b>	<b>130</b>	<b>3, 925</b>	<b>205</b>	--	--	--	--
Owned - Possédé.....	3, 550	540	2, 895	115	3, 305	165	--	--	--	--
Rented - Loué .....	680	135	530	--	620	--	--	--	--	--
<b>Dundas</b> .....	<b>4, 295</b>	<b>580</b>	<b>3, 470</b>	<b>245</b>	<b>4, 065</b>	<b>165</b>	--	--	--	--
Owned - Possédé.....	3, 300	445	2, 630	225	3, 130	130	--	--	--	--
Rented - Loué .....	995	135	840	--	935	--	--	--	--	--
<b>Durham</b> .....	<b>8, 620</b>	<b>1, 100</b>	<b>7, 125</b>	<b>395</b>	<b>8, 010</b>	<b>480</b>	--	--	--	--
Owned - Possédé.....	6, 365	820	5, 225	320	5, 920	345	--	--	--	--
Rented - Loué .....	2, 255	280	1, 900	--	2, 090	135	--	--	--	--
<b>Elgin</b> .....	<b>15, 330</b>	<b>2, 145</b>	<b>12, 450</b>	<b>735</b>	<b>14, 365</b>	<b>640</b>	<b>170</b>	--	--	--
Owned - Possédé.....	10, 980	1, 570	8, 830	580	10, 270	445	145	--	--	--
Rented - Loué .....	4, 350	575	3, 620	155	4, 095	195	--	--	--	--
<b>Essex</b> .....	<b>57, 525</b>	<b>5, 505</b>	<b>48, 510</b>	<b>3, 510</b>	<b>51, 650</b>	<b>2, 990</b>	<b>1, 425</b>	<b>735</b>	<b>375</b>	<b>350</b>
Owned - Possédé.....	37, 690	3, 040	32, 025	2, 625	33, 635	2, 035	995	545	255	225
Rented - Loué .....	19, 835	2, 465	16, 485	885	18, 015	955	430	190	120	125
<b>Frontenac</b> .....	<b>16, 010</b>	<b>1, 885</b>	<b>12, 830</b>	<b>1, 295</b>	<b>13, 990</b>	<b>995</b>	<b>500</b>	<b>260</b>	--	<b>180</b>
Owned - Possédé.....	9, 370	1, 175	7, 350	845	8, 205	545	305	150	--	110
Rented - Loué .....	6, 640	710	5, 480	450	5, 785	450	195	110	--	--
<b>Glengarry</b> .....	<b>4, 305</b>	<b>695</b>	<b>3, 455</b>	<b>155</b>	<b>4, 075</b>	<b>180</b>	--	--	--	--
Owned - Possédé.....	3, 405	565	2, 705	135	3, 235	140	--	--	--	--
Rented - Loué .....	900	130	750	--	840	--	--	--	--	--
<b>Grenville</b> .....	<b>4, 845</b>	<b>725</b>	<b>3, 900</b>	<b>220</b>	<b>4, 440</b>	<b>235</b>	--	--	--	--
Owned - Possédé.....	3, 430	580	2, 690	160	3, 140	155	--	--	--	--
Rented - Loué .....	1, 415	145	1, 210	--	1, 300	--	--	--	--	--
<b>Grey</b> .....	<b>16, 565</b>	<b>2, 405</b>	<b>13, 325</b>	<b>835</b>	<b>15, 185</b>	<b>870</b>	<b>285</b>	<b>110</b>	--	--
Owned - Possédé.....	13, 335	1, 875	10, 750	710	12, 160	725	250	110	--	--
Rented - Loué .....	3, 230	530	2, 575	125	3, 025	145	--	--	--	--
<b>Haldimand</b> .....	<b>6, 735</b>	<b>870</b>	<b>5, 490</b>	<b>375</b>	<b>6, 315</b>	<b>250</b>	<b>105</b>	--	--	--
Owned - Possédé.....	5, 135	690	4, 130	315	4, 825	195	--	--	--	--
Rented - Loué .....	1, 600	180	1, 360	--	1, 490	--	--	--	--	--
<b>Haliburton</b> .....	<b>2, 050</b>	<b>270</b>	<b>1, 695</b>	--	<b>1, 915</b>	<b>105</b>	--	--	--	--
Owned - Possédé.....	1, 710	235	1, 410	--	1, 605	--	--	--	--	--
Rented - Loué .....	340	--	285	--	310	--	--	--	--	--
<b>Halton</b> .....	<b>12, 215</b>	<b>1, 275</b>	<b>10, 365</b>	<b>575</b>	<b>11, 215</b>	<b>650</b>	<b>140</b>	--	--	--
Owned - Possédé.....	9, 380	1, 015	7, 880	485	8, 555	540	115	--	--	--
Rented - Loué .....	2, 835	260	2, 485	--	2, 660	110	--	--	--	--
<b>Hastings</b> .....	<b>19, 740</b>	<b>2, 365</b>	<b>16, 445</b>	<b>930</b>	<b>17, 915</b>	<b>1, 085</b>	<b>380</b>	<b>225</b>	--	--
Owned - Possédé.....	12, 940	1, 700	10, 510	730	11, 710	685	280	180	--	--
Rented - Loué .....	6, 800	665	5, 935	200	6, 205	400	100	--	--	--
<b>Huron</b> .....	<b>13, 870</b>	<b>2, 205</b>	<b>11, 120</b>	<b>545</b>	<b>13, 295</b>	<b>390</b>	--	--	--	--
Owned - Possédé.....	10, 895	1, 795	8, 655	445	10, 390	355	--	--	--	--
Rented - Loué .....	2, 975	410	2, 465	100	2, 905	--	--	--	--	--

TABLE 49. Occupied dwellings by tenure showing household composition, for counties and census divisions, 1951 - Continued

TABLEAU 49. Logements occupés selon le mode d'occupation, et composition du ménage, comtés et divisions de recensement, 1951 - suite

County or census division, and tenure Comté ou division de recensement et mode d'occupation	Total	Households by number of families Ménages selon le nombre de familles			Households by number of lodgers Ménages selon le nombre de chambreurs					
		0	1	2+	0	1	2	3	4	5+
		<b>Ontario - Con. - suite</b>								
Kenora .....	10,205	1,550	8,435	220	9,380	520	195	--	--	--
Owned - Possédé .....	6,660	920	5,575	165	6,105	355	120	--	--	--
Rented - Loué .....	3,545	630	2,860	--	3,275	165	--	--	--	--
Kent .....	22,180	3,110	18,200	870	20,720	965	310	100	--	--
Owned - Possédé .....	15,270	2,180	12,410	680	14,175	715	255	--	--	--
Rented - Loué .....	6,910	930	5,790	190	6,545	250	--	--	--	--
Lambton .....	20,610	2,705	16,905	1,000	18,615	1,110	560	150	--	--
Owned - Possédé .....	15,835	2,070	12,890	875	14,250	855	475	125	--	--
Rented - Loué .....	4,775	635	4,015	125	4,365	255	--	--	--	--
Lanark .....	9,675	1,420	7,765	490	8,745	620	165	--	--	--
Owned - Possédé .....	7,095	1,040	5,675	380	6,420	440	130	--	--	--
Rented - Loué .....	2,580	380	2,090	110	2,325	180	--	--	--	--
Leeds .....	10,295	1,505	8,345	445	9,110	740	195	100	--	--
Owned - Possédé .....	6,975	1,050	5,590	335	6,195	495	130	--	--	--
Rented - Loué .....	3,320	455	2,755	110	2,915	245	--	--	--	--
Lennox & Addington .....	5,440	760	4,425	255	5,175	205	--	--	--	--
Owned - Possédé .....	4,235	625	3,395	215	3,980	195	--	--	--	--
Rented - Loué .....	1,205	135	1,030	--	1,195	--	--	--	--	--
Lincoln .....	24,300	2,410	20,550	1,340	22,290	1,075	455	205	--	185
Owned - Possédé .....	16,845	1,665	14,170	1,010	15,395	760	350	160	--	120
Rented - Loué .....	7,455	745	6,380	330	6,895	315	105	--	--	--
Manitoulin .....	2,805	400	2,280	125	2,645	140	--	--	--	--
Owned - Possédé .....	2,430	340	1,980	110	2,275	135	--	--	--	--
Rented - Loué .....	375	--	300	--	370	--	--	--	--	--
Middlesex .....	44,090	5,905	35,385	2,800	38,940	2,820	1,085	500	315	430
Owned - Possédé .....	30,425	3,580	24,740	2,105	26,835	1,935	800	375	210	270
Rented - Loué .....	13,665	2,325	10,645	695	12,105	885	285	125	105	160
Muskoka .....	6,860	925	5,645	290	6,390	330	--	--	--	--
Owned - Possédé .....	5,480	770	4,470	240	5,095	270	--	--	--	--
Rented - Loué .....	1,380	155	1,175	--	1,295	--	--	--	--	--
Nipissing .....	11,485	1,135	9,510	840	10,405	520	300	125	--	--
Owned - Possédé .....	8,375	835	6,855	685	7,565	370	230	--	--	--
Rented - Loué .....	3,110	300	2,655	155	2,840	150	--	--	--	--
Norfolk .....	11,785	1,445	9,765	575	11,090	480	135	--	--	--
Owned - Possédé .....	8,215	1,060	6,735	420	7,695	365	--	--	--	--
Rented - Loué .....	3,570	385	3,030	155	3,395	115	--	--	--	--
Northumberland .....	9,495	1,475	7,705	315	9,065	310	--	--	--	--
Owned - Possédé .....	6,955	1,135	5,550	270	6,635	235	--	--	--	--
Rented - Loué .....	2,540	340	2,155	--	2,430	--	--	--	--	--
Ontario .....	23,005	2,325	19,240	1,440	20,400	1,355	635	290	185	140
Owned - Possédé .....	16,485	1,745	13,580	1,160	14,575	965	465	220	150	110
Rented - Loué .....	6,520	580	5,660	280	5,825	390	170	--	--	--
Oxford .....	16,440	2,175	13,585	680	15,110	850	285	105	--	--
Owned - Possédé .....	11,660	1,570	9,590	500	10,750	600	190	--	--	--
Rented - Loué .....	4,780	605	3,995	180	4,360	250	--	--	--	--
Parry Sound .....	7,255	1,120	5,820	315	6,810	330	--	--	--	--
Owned - Possédé .....	5,795	900	4,630	265	5,425	265	--	--	--	--
Rented - Loué .....	1,460	220	1,190	--	1,385	--	--	--	--	--
Peel .....	14,505	1,245	12,410	850	13,265	725	220	155	--	--
Owned - Possédé .....	10,515	930	8,875	710	9,565	530	175	135	--	--
Rented - Loué .....	3,990	315	3,535	140	3,700	195	--	--	--	--
Perth .....	14,740	1,785	12,235	720	13,580	800	215	--	--	--
Owned - Possédé .....	11,430	1,385	9,405	640	10,450	670	190	--	--	--
Rented - Loué .....	3,310	400	2,830	--	3,130	130	--	--	--	--
Peterborough .....	15,985	1,790	13,170	1,025	13,945	1,200	405	215	120	100
Owned - Possédé .....	11,265	1,270	9,220	775	9,855	820	285	145	--	--
Rented - Loué .....	4,720	520	3,950	250	4,090	380	120	--	--	--
Prescott .....	5,590	525	4,825	240	5,340	195	--	--	--	--
Owned - Possédé .....	4,245	420	3,605	220	4,050	150	--	--	--	--
Rented - Loué .....	1,345	105	1,220	--	1,290	--	--	--	--	--

TABLE 49. Occupied dwellings by tenure showing household composition, for counties and census divisions, 1951 - Continued

TABLEAU 49. Logements occupés selon le mode d'occupation, et composition du ménage, comtés et divisions de recensement, 1951 - suite

County or census division, and tenure Comté ou division de recensement et mode d'occupation	Total	Households by number of families Ménages selon le nombre de familles			Households by number of lodgers Ménages selon le nombre de chambreurs					
		0	1	2+	0	1	2	3	4	5+
<b>Ontario - Con.-fin</b>										
Prince Edward.....	5,310	775	4,345	190	4,950	275	--	--	--	--
Owned - Possédé.....	3,740	600	2,990	150	3,470	200	--	--	--	--
Rented - Loué.....	1,570	175	1,355	--	1,480	--	--	--	--	--
Rainy River.....	5,740	835	4,700	205	5,270	280	--	--	--	--
Owned - Possédé.....	4,590	645	3,800	145	4,230	225	--	--	--	--
Rented - Loué.....	1,150	190	900	--	1,040	--	--	--	--	--
Renfrew.....	15,655	1,620	12,885	1,150	14,420	760	190	155	--	--
Owned - Possédé.....	11,680	1,280	9,385	1,015	10,650	650	140	130	--	--
Rented - Loué.....	3,975	340	3,500	135	3,770	110	--	--	--	--
Russell.....	3,825	320	3,300	205	3,570	170	--	--	--	--
Owned - Possédé.....	3,115	270	2,680	165	2,890	150	--	--	--	--
Rented - Loué.....	710	--	620	--	680	--	--	--	--	--
Simcoe.....	27,390	3,625	22,340	1,425	24,895	1,440	610	245	--	115
Owned - Possédé.....	20,560	2,920	16,370	1,270	18,505	1,155	520	210	--	--
Rented - Loué.....	6,830	705	5,970	155	6,390	285	--	--	--	--
Stormont.....	11,705	1,010	10,055	640	10,650	675	240	--	--	--
Owned - Possédé.....	6,510	645	5,405	460	5,910	385	135	--	--	--
Rented - Loué.....	5,195	365	4,650	180	4,740	290	105	--	--	--
Sudbury.....	24,340	1,950	20,670	1,720	21,305	1,480	575	360	180	440
Owned - Possédé.....	14,050	1,100	11,770	1,180	12,270	890	315	195	115	265
Rented - Loué.....	10,290	850	8,900	540	9,035	590	260	165	--	175
Thunder Bay.....	26,860	3,165	22,385	1,310	24,265	1,525	570	255	145	100
Owned - Possédé.....	19,020	2,055	15,890	1,075	17,025	1,155	420	205	125	--
Rented - Loué.....	7,840	1,110	6,495	235	7,240	370	150	--	--	--
Timiskaming.....	12,730	1,610	10,805	315	11,860	605	140	--	--	--
Owned - Possédé.....	7,660	1,045	6,400	215	7,070	400	--	--	--	--
Rented - Loué.....	5,070	565	4,405	100	4,790	205	--	--	--	--
Victoria.....	7,830	1,250	6,285	295	7,205	405	125	--	--	--
Owned - Possédé.....	6,120	980	4,900	240	5,660	290	100	--	--	--
Rented - Loué.....	1,710	270	1,385	--	1,545	115	--	--	--	--
Waterloo.....	32,600	3,255	26,370	2,975	28,335	2,105	1,085	505	310	260
Owned - Possédé.....	23,180	2,025	18,695	2,460	19,885	1,590	875	400	250	180
Rented - Loué.....	9,420	1,230	7,675	515	8,450	515	210	105	--	--
Welland.....	32,345	2,800	27,225	2,320	28,825	1,850	850	385	160	275
Owned - Possédé.....	23,010	1,955	19,150	1,905	20,350	1,310	735	280	140	195
Rented - Loué.....	9,335	845	8,075	415	8,475	540	115	105	--	--
Wellington.....	17,765	2,280	14,500	985	15,995	1,005	430	190	--	--
Owned - Possédé.....	13,050	1,755	10,515	780	11,740	750	300	160	--	--
Rented - Loué.....	4,715	525	3,985	205	4,255	255	130	--	--	--
Wentworth.....	70,070	7,165	56,740	6,165	61,000	4,210	2,370	1,145	590	755
Owned - Possédé.....	47,735	4,070	38,845	4,820	41,135	2,955	1,785	845	470	545
Rented - Loué.....	22,335	3,095	17,895	1,345	19,865	1,255	585	300	120	210
York.....	288,935	28,675	212,255	48,005	224,435	20,870	18,220	10,345	5,955	9,110
Owned - Possédé.....	205,575	14,545	153,255	37,775	157,095	14,575	14,490	8,090	4,720	6,605
Rented - Loué.....	83,360	14,130	59,000	10,230	67,340	6,295	3,730	2,255	1,235	2,505
<b>Manitoba.....</b>	<b>202,400</b>	<b>22,555</b>	<b>170,175</b>	<b>9,670</b>	<b>186,315</b>	<b>8,780</b>	<b>3,080</b>	<b>1,470</b>	<b>805</b>	<b>1,950</b>
Owned - Possédé.....	144,645	13,595	123,595	7,455	133,670	6,180	2,020	1,025	545	1,205
Rented - Loué.....	57,755	8,960	46,580	2,215	52,645	2,600	1,060	445	260	745
Division No. 1.....	5,380	655	4,555	170	5,210	155	--	--	--	--
Owned - Possédé.....	4,735	520	4,065	150	4,595	125	--	--	--	--
Rented - Loué.....	645	135	490	--	615	--	--	--	--	--
Division No. 2.....	8,955	725	7,985	245	8,600	285	--	--	--	--
Owned - Possédé.....	7,630	630	6,785	215	7,320	240	--	--	--	--
Rented - Loué.....	1,325	--	1,200	--	1,280	--	--	--	--	--
Division No. 3.....	6,030	785	5,110	135	5,690	285	--	--	--	--
Owned - Possédé.....	4,685	660	3,905	120	4,435	190	--	--	--	--
Rented - Loué.....	1,345	125	1,205	--	1,255	--	--	--	--	--
Division No. 4.....	4,230	605	3,535	--	3,930	240	--	--	--	--
Owned - Possédé.....	3,165	490	2,600	--	2,960	160	--	--	--	--
Rented - Loué.....	1,065	115	935	--	970	--	--	--	--	--

TABLE 49. Occupied dwellings by tenure showing household composition, for counties and census divisions, 1951 - Continued

TABLEAU 49. Logements occupés selon le mode d'occupation, et composition du ménage, comtés et divisions de recensement, 1951 - suite

County or census division, and tenure Comté ou division de recensement et mode d'occupation	Total	Households by number of families Ménages selon le nombre de familles			Households by number of lodgers Ménages selon le nombre de chambreurs					
		0	1	2+	0	1	2	3	4	5+
<b>Manitoba - Con. - fin</b>										
Division No. 5.....	13,900	1,365	11,985	550	13,440	345	--	--	--	--
Owned - Possédé.....	11,495	1,075	9,925	495	11,155	255	--	--	--	--
Rented - Loué.....	2,405	290	2,060	--	2,285	--	--	--	--	--
Division No. 6.....	88,090	9,520	72,560	6,010	77,765	4,620	2,085	1,135	685	1,820
Owned - Possédé.....	52,400	3,530	44,585	4,285	45,970	2,865	1,260	780	415	1,110
Rented - Loué.....	35,690	5,990	27,975	1,725	31,795	1,755	825	355	250	710
Division No. 7.....	10,740	1,250	9,145	345	9,850	525	220	--	--	--
Owned - Possédé.....	7,370	825	6,260	285	6,650	415	180	--	--	--
Rented - Loué.....	3,370	425	2,885	--	3,200	110	--	--	--	--
Division No. 8.....	5,435	725	4,525	185	5,160	190	--	--	--	--
Owned - Possédé.....	4,060	565	3,320	175	3,835	155	--	--	--	--
Rented - Loué.....	1,375	160	1,205	--	1,325	--	--	--	--	--
Division No. 9.....	15,240	1,065	13,610	565	14,500	520	105	--	--	--
Owned - Possédé.....	12,415	830	11,135	450	11,830	435	--	--	--	--
Rented - Loué.....	2,825	235	2,475	115	2,670	--	--	--	--	--
Division No. 10.....	5,040	630	4,270	140	4,785	195	--	--	--	--
Owned - Possédé.....	4,250	475	3,665	110	4,040	170	--	--	--	--
Rented - Loué.....	790	155	605	--	745	--	--	--	--	--
Division No. 11.....	7,030	980	5,885	165	6,640	305	--	--	--	--
Owned - Possédé.....	5,610	755	4,725	130	5,290	255	--	--	--	--
Rented - Loué.....	1,420	225	1,160	--	1,350	--	--	--	--	--
Division No. 12.....	5,640	670	4,670	300	5,395	220	--	--	--	--
Owned - Possédé.....	4,995	570	4,140	285	4,800	180	--	--	--	--
Rented - Loué.....	645	100	530	--	595	--	--	--	--	--
Division No. 13.....	6,320	840	5,235	245	5,990	235	--	--	--	--
Owned - Possédé.....	5,500	690	4,585	225	5,240	185	--	--	--	--
Rented - Loué.....	820	150	650	--	750	--	--	--	--	--
Division No. 14.....	6,185	785	5,230	170	5,975	150	--	--	--	--
Owned - Possédé.....	5,225	585	4,490	150	5,055	135	--	--	--	--
Rented - Loué.....	960	200	740	--	920	--	--	--	--	--
Division No. 15.....	3,210	400	2,770	--	3,025	130	--	--	--	--
Owned - Possédé.....	2,820	345	2,435	--	2,660	110	--	--	--	--
Rented - Loué.....	390	--	335	--	365	--	--	--	--	--
Division No. 16.....	10,975	1,555	9,105	315	10,360	400	130	--	--	--
Owned - Possédé.....	8,290	1,050	6,975	265	7,835	305	--	--	--	--
Rented - Loué.....	2,685	505	2,130	--	2,525	--	--	--	--	--
<b>Saskatchewan</b>	<b>221,455</b>	<b>33,075</b>	<b>181,545</b>	<b>6,835</b>	<b>207,540</b>	<b>9,170</b>	<b>2,335</b>	<b>950</b>	<b>640</b>	<b>820</b>
Owned - Possédé.....	164,800	22,635	136,575	5,590	154,630	6,625	1,765	710	465	605
Rented - Loué.....	56,655	10,440	44,970	1,245	52,910	2,545	570	240	175	215
Division No. 1.....	9,475	1,375	7,845	255	8,820	560	--	--	--	--
Owned - Possédé.....	7,205	1,065	5,920	220	6,685	450	--	--	--	--
Rented - Loué.....	2,270	310	1,925	--	2,135	110	--	--	--	--
Division No. 2.....	8,700	1,280	7,175	245	8,210	360	--	--	--	--
Owned - Possédé.....	6,080	925	4,955	200	5,755	230	--	--	--	--
Rented - Loué.....	2,620	355	2,220	--	2,455	130	--	--	--	--
Division No. 3.....	8,175	1,310	6,750	115	7,800	285	--	--	--	--
Owned - Possédé.....	6,165	955	5,080	100	5,895	200	--	--	--	--
Rented - Loué.....	2,010	325	1,670	--	1,905	--	--	--	--	--
Division No. 4.....	5,005	1,095	3,790	120	4,735	225	--	--	--	--
Owned - Possédé.....	3,845	805	2,940	100	3,655	155	--	--	--	--
Rented - Loué.....	1,160	290	850	--	1,080	--	--	--	--	--
Division No. 5.....	12,950	1,655	10,920	375	12,320	475	--	--	--	--
Owned - Possédé.....	10,470	1,375	8,790	305	9,960	385	--	--	--	--
Rented - Loué.....	2,480	280	2,130	--	2,360	--	--	--	--	--
Division No. 6.....	30,535	4,080	25,000	1,455	27,535	1,490	615	250	250	395
Owned - Possédé.....	19,735	2,005	16,660	1,070	17,655	1,010	430	170	175	295
Rented - Loué.....	10,800	2,075	8,340	385	9,880	480	185	--	--	100
Division No. 7.....	14,620	2,460	11,820	340	13,810	570	115	--	--	--
Owned - Possédé.....	9,620	1,270	8,105	245	9,040	400	--	--	--	--
Rented - Loué.....	5,000	1,190	3,715	--	4,770	170	--	--	--	--

TABLE 49. Occupied dwellings by tenure showing household composition, for counties and census divisions, 1951 - Continued

TABLEAU 49. Logements occupés selon le mode d'occupation, et composition du ménage, comtés et divisions de recensement, 1951 - suite

County or census division, and tenure — Comté ou division de recensement et mode d'occupation	Total	Households by number of families — Ménages selon le nombre de familles			Households by number of lodgers — Ménages selon le nombre de chambreurs					
		0	1	2+	0	1	2	3	4	5+
		<b>Saskatchewan—Con. — fin</b>								
Division No. 8 .....	10,230	1,670	8,355	205	9,730	360	--	--	--	--
Owned — Possédé .....	7,205	1,235	5,780	190	6,855	230	--	--	--	--
Rented — Loué .....	3,025	435	2,575	--	2,875	130	--	--	--	--
Division No. 9 .....	14,275	1,785	11,935	555	13,515	475	120	100	--	--
Owned — Possédé .....	11,575	1,375	9,735	465	10,975	370	--	--	--	--
Rented — Loué .....	2,700	410	2,200	--	2,540	105	--	--	--	--
Division No. 10 .....	9,580	1,355	7,885	340	9,140	345	--	--	--	--
Owned — Possédé .....	8,045	1,080	6,645	320	7,680	290	--	--	--	--
Rented — Loué .....	1,535	275	1,240	--	1,460	--	--	--	--	--
Division No. 11 .....	23,525	3,435	19,190	900	21,255	1,290	475	215	130	160
Owned — Possédé .....	16,005	1,820	13,485	700	14,430	840	365	175	--	115
Rented — Loué .....	7,520	1,615	5,705	200	6,825	450	110	--	--	--
Division No. 12 .....	7,795	1,310	6,310	175	7,400	290	--	--	--	--
Owned — Possédé .....	5,725	940	4,630	155	5,395	245	--	--	--	--
Rented — Loué .....	2,070	370	1,680	--	2,005	--	--	--	--	--
Division No. 13 .....	8,205	1,260	6,830	115	7,745	325	--	--	--	--
Owned — Possédé .....	6,135	950	5,085	100	5,810	230	--	--	--	--
Rented — Loué .....	2,070	310	1,745	--	1,935	--	--	--	--	--
Division No. 14 .....	16,360	2,800	13,150	410	15,615	580	100	--	--	--
Owned — Possédé .....	13,350	2,135	10,845	370	12,825	405	--	--	--	--
Rented — Loué .....	3,010	665	2,305	--	2,790	175	--	--	--	--
Division No. 15 .....	19,670	2,590	16,455	625	18,640	745	150	--	--	--
Owned — Possédé .....	15,630	1,815	13,270	545	14,815	575	130	--	--	--
Rented — Loué .....	4,040	775	3,185	--	3,825	170	--	--	--	--
Division No. 16 .....	11,250	1,720	9,185	345	10,640	430	--	--	--	--
Owned — Possédé .....	8,865	1,325	7,260	280	8,415	325	--	--	--	--
Rented — Loué .....	2,385	395	1,925	--	2,225	105	--	--	--	--
Division No. 17 .....	7,770	1,365	6,275	130	7,405	280	--	--	--	--
Owned — Possédé .....	6,330	1,110	5,115	105	6,045	230	--	--	--	--
Rented — Loué .....	1,440	255	1,160	--	1,360	--	--	--	--	--
Division No. 18 .....	3,335	530	2,675	130	3,225	--	--	--	--	--
Owned — Possédé .....	2,815	420	2,275	120	2,740	--	--	--	--	--
Rented — Loué .....	520	110	400	--	485	--	--	--	--	--
<b>Alberta .....</b>	<b>250,750</b>	<b>38,305</b>	<b>203,370</b>	<b>9,075</b>	<b>232,670</b>	<b>10,645</b>	<b>3,805</b>	<b>1,475</b>	<b>865</b>	<b>1,290</b>
Owned — Possédé .....	179,055	23,685	148,130	7,240	166,540	7,375	2,570	1,060	645	865
Rented — Loué .....	71,695	14,620	55,240	1,835	66,130	3,270	1,235	415	220	425
Division No. 1 .....	9,905	1,445	8,055	405	9,340	355	110	--	--	--
Owned — Possédé .....	6,555	895	5,360	300	6,165	255	--	--	--	--
Rented — Loué .....	3,350	550	2,895	105	3,175	100	--	--	--	--
Division No. 2 .....	18,645	2,560	15,355	730	17,415	670	260	145	--	--
Owned — Possédé .....	12,650	1,530	10,595	525	11,860	430	180	--	--	--
Rented — Loué .....	5,995	1,030	4,760	205	5,555	240	--	--	--	--
Division No. 3 .....	4,625	705	3,825	--	4,405	195	--	--	--	--
Owned — Possédé .....	3,295	485	2,735	--	3,145	140	--	--	--	--
Rented — Loué .....	1,330	220	1,090	--	1,260	--	--	--	--	--
Division No. 4 .....	7,960	1,195	6,610	155	7,570	290	--	--	--	--
Owned — Possédé .....	5,635	870	4,650	115	5,365	195	--	--	--	--
Rented — Loué .....	2,325	325	1,960	--	2,205	--	--	--	--	--
Division No. 5 .....	4,835	1,035	3,695	105	4,640	160	--	--	--	--
Owned — Possédé .....	3,725	840	2,790	--	3,585	115	--	--	--	--
Rented — Loué .....	1,110	195	905	--	1,055	--	--	--	--	--
Division No. 6 .....	55,095	8,690	44,095	2,310	50,300	2,500	1,135	455	260	445
Owned — Possédé .....	35,010	4,075	29,155	1,780	31,900	1,620	720	300	185	285
Rented — Loué .....	20,085	4,615	14,940	530	18,400	880	415	155	--	160
Division No. 7 .....	8,115	1,290	6,660	165	7,740	255	--	--	--	--
Owned — Possédé .....	6,330	955	5,225	150	6,050	185	--	--	--	--
Rented — Loué .....	1,785	335	1,435	--	1,690	--	--	--	--	--
Division No. 8 .....	19,225	2,625	16,130	470	17,910	875	215	100	--	--
Owned — Possédé .....	14,435	1,910	12,150	375	13,470	635	155	--	--	--
Rented — Loué .....	4,790	715	3,980	--	4,440	240	--	--	--	--



**TABLE 49. Occupied dwellings by tenure showing household composition, for counties and census divisions, 1951 - Concluded**

**TABLEAU 49. Logements occupés selon le mode d'occupation, et composition du ménage, comtés et divisions de recensement, 1951 - fin**

County or census division, and tenure Comté ou division de recensement et mode d'occupation	Total	Households by number of families Ménages selon le nombre de familles			Households by number of lodgers Ménages selon le nombre de chambreurs					
		0	1	2+	0	1	2	3	4	5+
		<b>Alberta - Con. - fin</b>								
Division No. 9	8,780	1,510	7,075	195	8,475	195	--	--	--	--
Owned - Possédé	6,880	1,170	5,540	170	6,645	165	--	--	--	--
Rented - Loué	1,900	340	1,535	--	1,830	--	--	--	--	--
Division No. 10	13,095	1,855	10,730	510	12,545	430	--	--	--	--
Owned - Possédé	11,015	1,455	9,095	465	10,535	380	--	--	--	--
Rented - Loué	2,080	400	1,635	--	2,010	--	--	--	--	--
Division No. 11	59,550	7,690	48,950	2,910	53,300	3,345	1,425	540	365	575
Owned - Possédé	39,650	3,545	33,850	2,255	35,405	2,190	970	390	280	415
Rented - Loué	19,900	4,145	15,100	655	17,895	1,155	455	150	--	160
Division No. 12	4,940	1,080	3,755	105	4,705	150	--	--	--	--
Owned - Possédé	3,605	710	2,805	--	3,430	110	--	--	--	--
Rented - Loué	1,335	370	950	--	1,275	--	--	--	--	--
Division No. 13	7,015	1,075	5,725	215	6,620	280	--	--	--	--
Owned - Possédé	6,120	835	5,070	215	5,775	240	--	--	--	--
Rented - Loué	895	240	655	--	845	--	--	--	--	--
Division No. 14	12,080	1,865	9,825	390	11,600	385	--	--	--	--
Owned - Possédé	10,440	1,545	8,540	355	10,030	320	--	--	--	--
Rented - Loué	1,640	320	1,285	--	1,570	--	--	--	--	--
Division No. 15	5,430	1,150	4,140	140	5,065	280	--	--	--	--
Owned - Possédé	4,295	860	3,330	105	4,060	180	--	--	--	--
Rented - Loué	1,135	290	810	--	1,005	100	--	--	--	--
Division No. 16	8,915	1,960	6,840	115	8,550	250	--	--	--	--
Owned - Possédé	7,245	1,535	5,600	110	6,990	185	--	--	--	--
Rented - Loué	1,670	425	1,240	--	1,560	--	--	--	--	--
Division No. 17	2,540	575	1,905	--	2,490	--	--	--	--	--
Owned - Possédé	2,170	470	1,640	--	2,130	--	--	--	--	--
Rented - Loué	370	105	265	--	360	--	--	--	--	--
<b>British Columbia</b>	<b>337,780</b>	<b>53,400</b>	<b>270,600</b>	<b>13,780</b>	<b>311,705</b>	<b>14,560</b>	<b>5,330</b>	<b>2,225</b>	<b>1,330</b>	<b>2,630</b>
Owned - Possédé	235,160	31,260	193,185	10,715	217,250	10,095	3,765	1,565	865	1,620
Rented - Loué	102,620	22,140	77,415	3,065	94,455	4,465	1,565	660	465	1,010
Division No. 1	7,700	1,225	6,320	155	7,205	325	110	--	--	--
Owned - Possédé	5,235	735	4,370	130	4,835	270	--	--	--	--
Rented - Loué	2,465	490	1,950	--	2,370	--	--	--	--	--
Division No. 2	17,125	2,455	14,190	480	16,205	600	205	--	--	--
Owned - Possédé	11,615	1,420	9,860	335	10,980	400	140	--	--	--
Rented - Loué	5,510	1,035	4,330	145	5,225	200	--	--	--	--
Division No. 3	22,455	3,355	18,445	655	21,225	760	280	--	--	--
Owned - Possédé	15,960	2,205	13,275	480	15,045	570	190	--	--	--
Rented - Loué	6,495	1,150	5,170	175	6,180	190	--	--	--	--
Division No. 4	189,320	28,305	151,875	9,140	172,885	8,650	3,395	1,480	895	2,015
Owned - Possédé	132,885	15,265	110,475	7,145	121,760	5,925	2,395	1,045	550	1,210
Rented - Loué	56,435	13,040	41,400	1,995	51,125	2,725	1,000	435	345	805
Division No. 5	64,305	10,000	52,115	2,190	60,105	2,460	800	400	225	315
Owned - Possédé	45,160	6,285	37,145	1,730	42,125	1,755	610	290	155	225
Rented - Loué	19,145	3,715	14,970	460	17,980	705	190	110	--	--
Division No. 6	12,035	2,655	9,025	355	11,125	580	160	--	--	--
Owned - Possédé	7,765	1,590	5,930	245	7,145	450	--	--	--	--
Rented - Loué	4,270	1,065	3,095	110	3,980	130	--	--	--	--
Division No. 7	4,775	755	3,850	170	4,465	195	--	--	--	--
Owned - Possédé	2,690	565	2,000	125	2,520	--	--	--	--	--
Rented - Loué	2,085	190	1,850	--	1,945	105	--	--	--	--
Division No. 8	10,975	2,605	8,050	320	10,045	540	205	--	--	--
Owned - Possédé	7,455	1,730	5,475	250	6,870	350	130	--	--	--
Rented - Loué	3,520	875	2,575	--	3,175	190	--	--	--	--
Division No. 9	4,995	1,055	3,700	240	4,590	275	--	--	--	--
Owned - Possédé	3,430	730	2,490	210	3,180	160	--	--	--	--
Rented - Loué	1,565	325	1,210	--	1,410	115	--	--	--	--
Division No. 10	4,095	990	3,030	--	3,855	175	--	--	--	--
Owned - Possédé	2,965	735	2,165	--	2,790	125	--	--	--	--
Rented - Loué	1,130	255	865	--	1,065	--	--	--	--	--

TABLE 50 Occupied dwellings by tenure showing household composition, for incorporated cities, towns, and villages of 10,000 population and over, 1951

TABLEAU 50. Logements occupés selon le mode d'occupation, et composition du ménage, cités, villes et villages constitués de 10,000 et plus, 1951

City, town or village, and tenure Cité, ville ou village et mode d'occupation	Total	Households by number of families Ménages selon le nombre de familles			Households by number of lodgers Ménages selon le nombre de chambreurs					
		0	1	2+	0	1	2	3	4	5+
		<b>Newfoundland</b>								
St. John's .....	10,570	705	8,490	1,375	9,500	390	265	170	100	145
Owned - Possédé .....	6,520	500	5,105	915	5,865	220	170	120	--	--
Rented - Loué .....	4,050	205	3,385	460	3,635	170	--	--	--	--
<b>Prince Edward Island</b>										
Charlottetown .....	3,515	410	2,805	300	2,885	270	200	--	--	--
Owned - Possédé .....	1,595	230	1,240	125	1,335	120	--	--	--	--
Rented - Loué .....	1,920	180	1,565	175	1,550	150	110	--	--	--
<b>Nova Scotia</b>										
Dartmouth .....	3,450	265	2,730	455	2,830	285	180	--	--	--
Owned - Possédé .....	2,020	145	1,550	325	1,545	225	140	--	--	--
Rented - Loué .....	1,430	120	1,180	130	1,285	--	--	--	--	--
Glace Bay .....	5,325	305	4,535	485	4,940	230	--	--	--	--
Owned - Possédé .....	4,220	190	3,605	425	3,905	195	--	--	--	--
Rented - Loué .....	1,105	115	930	--	1,035	--	--	--	--	--
Halifax .....	18,710	2,150	14,590	1,970	15,045	1,770	840	455	230	370
Owned - Possédé .....	8,785	775	6,855	1,155	6,855	825	510	280	100	215
Rented - Loué .....	9,925	1,375	7,735	815	8,190	945	330	175	130	155
New Waterford .....	2,090	120	1,815	155	1,975	--	--	--	--	--
Owned - Possédé .....	1,625	--	1,400	140	1,530	--	--	--	--	--
Rented - Loué .....	465	--	415	--	445	--	--	--	--	--
Sydney .....	6,325	325	5,125	875	5,130	485	305	170	115	120
Owned - Possédé .....	4,350	225	3,485	640	3,515	335	225	125	--	--
Rented - Loué .....	1,975	100	1,640	235	1,615	150	--	--	--	--
Truro .....	2,810	350	2,305	155	2,390	220	--	--	--	--
Owned - Possédé .....	1,705	175	1,405	125	1,410	145	--	--	--	--
Rented - Loué .....	1,105	175	900	--	980	--	--	--	--	--
<b>New Brunswick</b>										
Edmundston .....	2,180	--	1,935	150	2,005	105	--	--	--	--
Owned - Possédé .....	1,165	--	970	125	1,040	--	--	--	--	--
Rented - Loué .....	1,015	--	965	--	965	--	--	--	--	--
Fredericton .....	4,255	500	3,460	295	3,680	305	115	--	--	--
Owned - Possédé .....	1,985	240	1,555	190	1,690	145	--	--	--	--
Rented - Loué .....	2,270	260	1,905	105	1,990	160	--	--	--	--
Moncton .....	6,595	760	5,285	550	5,255	620	345	165	--	125
Owned - Possédé .....	2,890	305	2,275	310	2,230	270	165	--	--	--
Rented - Loué .....	3,705	455	3,010	240	3,025	350	180	--	--	--
Saint John .....	13,180	1,905	10,520	755	11,605	980	310	130	--	--
Owned - Possédé .....	2,910	545	2,170	195	2,580	160	--	--	--	--
Rented - Loué .....	10,270	1,360	8,350	560	9,025	820	235	--	--	--
<b>Québec</b>										
Arvida .....	1,910	--	1,660	225	1,570	135	--	--	--	--
Owned - Possédé .....	385	--	235	140	220	--	--	--	--	--
Rented - Loué .....	1,525	--	1,425	--	1,350	--	--	--	--	--
Cap-de-la-Madeleine .....	3,795	--	3,490	245	3,695	--	--	--	--	--
Owned - Possédé .....	1,945	--	1,795	130	1,885	--	--	--	--	--
Rented - Loué .....	1,850	--	1,695	115	1,810	--	--	--	--	--

TABLE 50. Occupied dwellings by tenure showing household composition, for incorporated cities, towns, and villages of 10,000 population and over, 1951—Continued

TABLEAU 50. Logements occupés selon le mode d'occupation, et composition du ménage, cités, villes et villages constitués de 10,000 et plus, 1951— suite

City, town or village, and tenure — Cité, ville ou village et mode d'occupation	Total	Households by number of families — Ménages selon le nombre de familles			Households by number of lodgers — Ménages selon le nombre de chambreurs					
		0	1	2+	0	1	2	3	4	5+
		<b>Québec — Con. — suite</b>								
Chicoutimi .....	3,875	110	3,505	260	3,630	145	--	--	--	--
Owned — Possédé .....	1,625	--	1,425	160	1,555	--	--	--	--	--
Rented — Loué .....	2,250	--	2,080	100	2,075	--	--	--	--	--
Drummondville .....	3,160	175	2,840	145	2,780	240	--	--	--	--
Owned — Possédé .....	1,020	--	890	--	930	--	--	--	--	--
Rented — Loué .....	2,140	110	1,950	--	1,850	200	--	--	--	--
Granby .....	4,990	360	4,395	235	4,420	405	115	--	--	--
Owned — Possédé .....	1,960	135	1,685	140	1,755	150	--	--	--	--
Rented — Loué .....	3,030	225	2,710	--	2,665	255	--	--	--	--
Grand'Mère .....	2,390	120	2,160	110	2,235	110	--	--	--	--
Owned — Possédé .....	955	--	860	--	905	--	--	--	--	--
Rented — Loué .....	1,435	--	1,300	--	1,330	--	--	--	--	--
Hull .....	9,325	450	7,940	935	8,320	490	265	145	--	--
Owned — Possédé .....	4,175	220	3,420	535	3,685	195	140	100	--	--
Rented — Loué .....	5,150	230	4,520	400	4,635	295	125	--	--	--
Jacques-Cartier .....	4,780	240	4,195	345	4,480	190	--	--	--	--
Owned — Possédé .....	3,285	175	2,885	225	3,100	105	--	--	--	--
Rented — Loué .....	1,495	--	1,310	120	1,380	--	--	--	--	--
Joliette .....	3,250	205	2,880	165	2,890	190	125	--	--	--
Owned — Possédé .....	1,030	--	890	--	915	--	--	--	--	--
Rented — Loué .....	2,220	125	1,990	105	1,975	150	--	--	--	--
Jonquières .....	3,755	--	3,405	310	3,540	130	--	--	--	--
Owned — Possédé .....	1,640	--	1,410	215	1,525	--	--	--	--	--
Rented — Loué .....	2,115	--	1,995	--	2,015	--	--	--	--	--
Lachine .....	6,385	250	5,580	555	5,740	315	170	--	--	--
Owned — Possédé .....	2,675	--	2,365	230	2,425	105	--	--	--	--
Rented — Loué .....	3,710	170	3,215	325	3,315	210	105	--	--	--
Lasalle .....	2,790	--	2,475	225	2,525	160	--	--	--	--
Owned — Possédé .....	1,235	--	1,085	110	1,110	--	--	--	--	--
Rented — Loué .....	1,555	--	1,390	115	1,415	--	--	--	--	--
Lévis .....	2,435	140	2,165	130	2,290	--	--	--	--	--
Owned — Possédé .....	1,385	--	1,210	105	1,270	--	--	--	--	--
Rented — Loué .....	1,050	--	955	--	1,020	--	--	--	--	--
Longueuil .....	2,485	135	2,085	265	2,205	105	--	--	--	--
Owned — Possédé .....	1,225	--	1,005	140	1,100	--	--	--	--	--
Rented — Loué .....	1,260	--	1,080	125	1,105	--	--	--	--	--
Magog .....	2,725	165	2,435	125	2,525	135	--	--	--	--
Owned — Possédé .....	1,140	--	985	--	1,075	--	--	--	--	--
Rented — Loué .....	1,585	--	1,450	--	1,450	105	--	--	--	--
Montréal .....	247,485	28,385	196,490	22,610	214,855	15,395	7,645	4,300	2,240	3,050
Owned — Possédé .....	43,215	3,550	35,170	4,495	38,395	2,215	1,150	685	335	435
Rented — Loué .....	204,270	24,835	161,320	18,115	176,460	13,180	6,495	3,615	1,905	2,615
Montréal N. ....	2,985	100	2,605	280	2,735	120	--	--	--	--
Owned — Possédé .....	1,675	--	1,390	210	1,485	--	--	--	--	--
Rented — Loué .....	1,310	--	1,215	--	1,250	--	--	--	--	--
Mont-Royal .....	3,110	125	2,910	--	3,025	--	--	--	--	--
Owned — Possédé .....	2,210	--	2,065	--	2,180	--	--	--	--	--
Rented — Loué .....	900	--	845	--	845	--	--	--	--	--
Outremont .....	7,420	700	6,095	625	6,545	535	235	--	--	--
Owned — Possédé .....	2,375	190	2,030	155	2,235	105	--	--	--	--
Rented — Loué .....	5,045	510	4,065	470	4,310	430	210	--	--	--
Québec .....	34,970	3,605	29,565	1,800	31,960	1,680	655	275	180	220
Owned — Possédé .....	8,540	820	7,140	580	7,815	335	175	--	--	105
Rented — Loué .....	26,430	2,785	22,425	1,220	24,145	1,345	480	195	150	115
Rimouski .....	2,100	--	1,905	130	1,945	--	--	--	--	--
Owned — Possédé .....	1,125	--	1,035	--	1,050	--	--	--	--	--
Rented — Loué .....	975	--	870	--	895	--	--	--	--	--
Rouyn .....	3,015	225	2,675	115	2,700	190	--	--	--	--
Owned — Possédé .....	1,125	--	1,010	--	990	--	--	--	--	--
Rented — Loué .....	1,890	180	1,665	--	1,710	125	--	--	--	--

TABLE 50. Occupied dwellings by tenure showing household composition, for incorporated cities, towns, and villages of 10,000 population and over, 1951 - Continued

TABLEAU 50. Logements occupés selon le mode d'occupation, et composition du ménage, cités, villes et villages constitués de 10,000 et plus, 1951 - suite

City, town or village, and tenure Cité, ville ou village et mode d'occupation	Total	Households by number of families Ménages selon le nombre de familles			Households by number of lodgers Ménages selon le nombre de chambreurs					
		0	1	2+	0	1	2	3	4	5+
		<b>Québec - Con. - fin</b>								
St-Hyacinthe .....	4,420	470	3,695	255	3,890	330	110	--	--	--
Owned - Possédé .....	1,175	105	995	--	1,035	--	--	--	--	--
Rented - Loué .....	3,245	365	2,700	180	2,855	250	--	--	--	--
St-Jean .....	4,090	250	3,615	225	3,610	320	--	--	--	--
Owned - Possédé .....	1,320	--	1,200	--	1,165	--	--	--	--	--
Rented - Loué .....	2,770	190	2,415	165	2,445	235	--	--	--	--
St-Jérôme (Terrebonne Co.) .....	3,990	305	3,575	110	3,725	180	--	--	--	--
Owned - Possédé .....	1,470	100	1,320	--	1,345	--	--	--	--	--
Rented - Loué .....	2,520	205	2,255	--	2,380	--	--	--	--	--
St-Laurent .....	4,975	160	4,595	220	4,620	200	--	--	--	--
Owned - Possédé .....	1,910	--	1,770	--	1,780	--	--	--	--	--
Rented - Loué .....	3,065	105	2,825	135	2,840	115	--	--	--	--
St-Michel .....	2,255	--	2,010	170	1,995	105	--	--	--	--
Owned - Possédé .....	1,395	--	1,215	140	1,205	--	--	--	--	--
Rented - Loué .....	860	--	795	--	790	--	--	--	--	--
Shawinigan Falls .....	5,670	195	5,230	245	5,305	205	125	--	--	--
Owned - Possédé .....	1,310	--	1,215	--	1,235	--	--	--	--	--
Rented - Loué .....	4,360	150	4,015	195	4,070	190	--	--	--	--
Sherbrooke .....	11,545	975	10,110	460	10,485	670	225	--	--	--
Owned - Possédé .....	3,785	275	3,310	200	3,480	180	--	--	--	--
Rented - Loué .....	7,760	700	6,800	260	7,005	490	145	--	--	--
Sillery .....	2,155	--	2,000	--	2,120	--	--	--	--	--
Owned - Possédé .....	1,440	--	1,365	--	1,415	--	--	--	--	--
Rented - Loué .....	715	--	635	--	705	--	--	--	--	--
Sorel .....	3,065	120	2,710	235	2,835	130	--	--	--	--
Owned - Possédé .....	1,400	--	1,200	155	1,300	--	--	--	--	--
Rented - Loué .....	1,665	--	1,510	--	1,535	--	--	--	--	--
Thetford Mines .....	3,330	145	3,070	115	3,200	105	--	--	--	--
Owned - Possédé .....	1,945	--	1,790	--	1,850	--	--	--	--	--
Rented - Loué .....	1,385	--	1,280	--	1,350	--	--	--	--	--
Trois-Rivières .....	9,530	600	8,415	515	8,860	455	120	--	--	--
Owned - Possédé .....	2,670	125	2,325	220	2,450	135	--	--	--	--
Rented - Loué .....	6,860	475	6,090	295	6,410	320	--	--	--	--
Valleyfield (Salaberry-de-) .....	4,890	230	4,390	270	4,460	265	105	--	--	--
Owned - Possédé .....	2,020	110	1,795	115	1,860	--	--	--	--	--
Rented - Loué .....	2,870	120	2,595	155	2,600	170	--	--	--	--
Verdun .....	19,805	1,140	17,345	1,320	18,380	905	290	160	--	--
Owned - Possédé .....	3,130	230	2,650	250	2,880	145	--	--	--	--
Rented - Loué .....	16,675	910	14,695	1,070	15,500	760	230	140	--	--
Victoriaville .....	2,890	195	2,590	105	2,650	145	--	--	--	--
Owned - Possédé .....	1,335	--	1,205	--	1,250	--	--	--	--	--
Rented - Loué .....	1,555	130	1,385	--	1,400	--	--	--	--	--
Westmount .....	6,260	1,145	4,630	485	5,205	550	220	--	--	115
Owned - Possédé .....	3,180	360	2,530	290	2,765	220	--	--	--	--
Rented - Loué .....	3,080	785	2,100	195	2,440	330	165	--	--	--
<b>Ontario</b>										
Barrie .....	3,525	485	2,760	280	2,900	290	185	100	--	--
Owned - Possédé .....	2,225	355	1,640	230	1,740	210	155	--	--	--
Rented - Loué .....	1,300	130	1,120	--	1,160	--	--	--	--	--
Belleville .....	5,465	675	4,470	320	4,720	390	195	--	--	--
Owned - Possédé .....	2,945	360	2,355	230	2,505	205	135	--	--	--
Rented - Loué .....	2,520	315	2,115	--	2,215	185	--	--	--	--
Brantford .....	10,375	1,345	8,405	625	8,990	785	330	110	--	--
Owned - Possédé .....	6,410	885	5,045	480	5,390	555	285	--	--	--
Rented - Loué .....	3,965	460	3,360	145	3,600	230	--	--	--	--
Brockville .....	3,385	465	2,685	235	2,815	295	100	--	--	--
Owned - Possédé .....	1,635	250	1,230	155	1,335	155	--	--	--	--
Rented - Loué .....	1,750	215	1,455	--	1,480	140	--	--	--	--

TABLE 50. Occupied dwellings by tenure showing household composition, for incorporated cities, towns, and villages of 10,000 population and over, 1951—Continued

TABLEAU 50. Logements occupés selon le mode d'occupation, et composition du ménage, cités, villes et villages constitués de 10,000 et plus, 1951—suite

City, town or village, and tenure Cité, ville ou village et mode d'occupation	Total	Households by number of families Ménages selon le nombre de familles			Households by number of lodgers Ménages selon le nombre de chambreurs					
		0	1	2+	0	1	2	3	4	5+
		<b>Ontario—Con.—suite</b>								
Chatham .....	6,105	1,055	4,770	280	5,395	365	210	--	--	--
Owned — Possédé .....	3,440	580	2,660	200	2,940	235	175	--	--	--
Rented — Loué .....	2,665	475	2,110	--	2,455	130	--	--	--	--
Cornwall .....	4,100	320	3,525	255	3,560	305	145	--	--	--
Owned — Possédé .....	1,730	120	1,455	155	1,490	125	--	--	--	--
Rented — Loué .....	2,370	200	2,070	100	2,070	180	--	--	--	--
Eastview .....	3,190	--	2,875	220	2,815	185	--	--	--	--
Owned — Possédé .....	1,450	--	1,245	145	1,225	--	--	--	--	--
Rented — Loué .....	1,740	--	1,630	--	1,590	100	--	--	--	--
Forest Hill .....	4,250	425	3,510	315	3,920	215	105	--	--	--
Owned — Possédé .....	2,885	150	2,445	290	2,650	155	--	--	--	--
Rented — Loué .....	1,365	275	1,065	--	1,270	--	--	--	--	--
Fort William .....	9,300	750	8,040	510	8,295	615	205	100	--	--
Owned — Possédé .....	6,675	440	5,805	430	5,845	500	175	--	--	--
Rented — Loué .....	2,625	310	2,235	--	2,450	115	--	--	--	--
Galt .....	5,470	650	4,445	375	4,710	430	205	--	--	--
Owned — Possédé .....	3,520	400	2,855	265	2,985	285	160	--	--	--
Rented — Loué .....	1,950	250	1,590	110	1,725	145	--	--	--	--
Guelph .....	7,105	775	5,735	595	5,965	585	315	160	--	--
Owned — Possédé .....	4,320	515	3,375	430	3,545	390	210	130	--	--
Rented — Loué .....	2,785	260	2,360	165	2,420	195	105	--	--	--
Hamilton .....	55,340	5,985	44,045	5,310	47,230	3,575	2,165	1,070	550	750
Owned — Possédé .....	36,090	3,105	28,895	4,090	30,225	2,465	1,625	800	435	540
Rented — Loué .....	19,250	2,880	15,150	1,220	17,005	1,110	540	270	115	210
Kingston .....	8,710	1,135	6,705	870	7,125	660	450	235	--	160
Owned — Possédé .....	4,115	555	3,085	475	3,270	310	270	125	--	--
Rented — Loué .....	4,595	580	3,620	395	3,855	350	180	110	--	--
Kitchener .....	11,570	1,230	9,020	1,320	9,560	835	590	260	165	160
Owned — Possédé .....	7,500	595	5,825	1,080	5,950	640	465	215	130	100
Rented — Loué .....	4,070	635	3,195	240	3,610	195	125	--	--	--
Leaside .....	4,645	195	4,205	245	4,375	125	100	--	--	--
Owned — Possédé .....	3,780	115	3,440	225	3,555	100	--	--	--	--
Rented — Loué .....	865	--	765	--	820	--	--	--	--	--
London .....	26,385	3,860	20,605	1,920	22,370	2,050	920	400	260	385
Owned — Possédé .....	15,895	1,910	12,655	1,335	13,220	1,320	655	290	165	245
Rented — Loué .....	10,490	1,950	7,950	585	9,150	730	265	110	--	140
Mimico .....	3,015	210	2,395	410	2,515	165	185	--	--	--
Owned — Possédé .....	2,130	130	1,650	350	1,735	125	150	--	--	--
Rented — Loué .....	885	--	745	--	780	--	--	--	--	--
New Toronto .....	2,360	110	1,935	315	1,850	215	130	--	--	--
Owned — Possédé .....	1,790	--	1,460	245	1,335	185	125	--	--	--
Rented — Loué .....	570	--	475	--	515	--	--	--	--	--
Niagara Falls .....	6,105	570	4,930	605	5,170	410	270	110	--	105
Owned — Possédé .....	3,920	345	3,090	485	3,200	270	250	--	--	--
Rented — Loué .....	2,185	225	1,840	120	1,970	140	--	--	--	--
North Bay .....	4,400	320	3,725	355	3,860	235	165	--	--	--
Owned — Possédé .....	3,005	205	2,515	285	2,615	155	120	--	--	--
Rented — Loué .....	1,395	115	1,210	--	1,245	--	--	--	--	--
Orillia .....	3,430	415	2,825	190	3,015	205	130	--	--	--
Owned — Possédé .....	2,435	300	1,965	170	2,130	130	105	--	--	--
Rented — Loué .....	995	115	860	--	885	--	--	--	--	--
Oshawa .....	11,225	890	9,575	760	9,615	755	415	195	140	105
Owned — Possédé .....	8,245	570	7,050	625	6,995	570	325	160	115	--
Rented — Loué .....	2,980	320	2,525	135	2,620	185	--	--	--	--
Ottawa .....	48,965	6,150	38,170	4,645	40,780	3,775	1,960	1,025	580	845
Owned — Possédé .....	21,260	2,030	16,950	2,280	17,570	1,695	985	480	230	300
Rented — Loué .....	27,705	4,120	21,220	2,365	23,210	2,080	975	545	350	545
Owen Sound .....	4,465	570	3,515	380	3,790	365	175	--	--	--
Owned — Possédé .....	3,080	360	2,400	320	2,520	290	150	--	--	--
Rented — Loué .....	1,385	210	1,115	--	1,270	--	--	--	--	--

TABLE 50. Occupied dwellings by tenure showing household composition, for incorporated cities, towns, and villages of 10,000 population and over, 1951 - Continued

TABLEAU 50. Logements occupés selon le mode d'occupation, et composition du ménage, cités, villes et villages constitués de 10,000 et plus, 1951 - suite

City, town or village, and tenure Cité, ville ou village et mode d'occupation	Total	Households by number of families Ménages selon le nombre de familles			Households by number of lodgers Ménages selon le nombre de chambreurs					
		0	1	2+	0	1	2	3	4	5+
		<b>Ontario - Con.-fin</b>								
Pembroke	3,045	265	2,565	215	2,660	245	--	--	--	--
Owned - Possédé	2,220	185	1,850	185	1,915	205	--	--	--	--
Rented - Loué	825	--	715	--	745	--	--	--	--	--
Peterborough	10,020	1,045	8,220	755	8,430	830	360	195	120	--
Owned - Possédé	6,370	595	5,230	545	5,310	530	255	125	--	--
Rented - Loué	3,650	450	2,990	210	3,120	300	105	--	--	--
Port Arthur	8,425	825	7,115	485	7,565	425	200	110	--	--
Owned - Possédé	6,275	510	5,360	405	5,570	325	175	--	--	--
Rented - Loué	2,150	315	1,755	--	1,995	100	--	--	--	--
St. Catharines	10,380	1,090	8,605	685	9,065	605	340	150	--	135
Owned - Possédé	6,595	640	5,470	485	5,675	395	260	115	--	--
Rented - Loué	3,785	450	3,135	200	3,390	210	--	--	--	--
St. Thomas	5,540	830	4,415	295	5,085	275	--	--	--	--
Owned - Possédé	3,450	530	2,700	220	3,145	180	--	--	--	--
Rented - Loué	2,090	300	1,715	--	1,940	--	--	--	--	--
Sarnia	9,380	1,040	7,810	530	7,935	740	440	130	--	--
Owned - Possédé	6,620	700	5,470	450	5,500	545	365	110	--	--
Rented - Loué	2,760	340	2,340	--	2,435	195	--	--	--	--
Sault Ste. Marie	7,855	635	6,435	785	6,680	525	285	200	--	110
Owned - Possédé	5,330	410	4,290	630	4,430	385	195	165	--	105
Rented - Loué	2,525	225	2,145	155	2,250	140	--	--	--	--
Stratford	5,445	625	4,515	305	4,930	300	115	--	--	--
Owned - Possédé	3,650	415	2,980	255	3,240	225	100	--	--	--
Rented - Loué	1,795	210	1,535	--	1,690	--	--	--	--	--
Sudbury	9,450	610	7,860	980	7,540	785	385	245	130	365
Owned - Possédé	4,435	205	3,605	625	3,400	395	220	125	--	220
Rented - Loué	5,015	405	4,255	355	4,140	390	165	120	--	145
Timmins	6,920	540	6,090	290	6,325	370	--	--	--	--
Owned - Possédé	3,390	200	2,970	210	3,040	185	--	--	--	--
Rented - Loué	3,540	340	3,120	--	3,285	185	--	--	--	--
Toronto	157,175	20,940	102,795	33,440	109,035	14,370	13,140	7,630	4,735	8,265
Owned - Possédé	97,795	9,265	63,595	24,935	63,215	9,295	9,980	5,720	3,695	5,890
Rented - Loué	59,380	11,675	39,200	8,505	45,820	5,075	3,160	1,910	1,040	2,375
Trenton	2,770	295	2,335	140	2,495	135	--	--	--	--
Owned - Possédé	1,490	190	1,185	115	1,290	--	--	--	--	--
Rented - Loué	1,280	105	1,150	--	1,205	--	--	--	--	--
Waterloo	3,045	245	2,470	330	2,590	260	100	--	--	--
Owned - Possédé	2,170	170	1,750	250	1,805	210	--	--	--	--
Rented - Loué	875	--	720	--	785	--	--	--	--	--
Welland	3,935	270	3,365	300	3,360	250	190	--	--	--
Owned - Possédé	2,585	165	2,200	220	2,160	170	150	--	--	--
Rented - Loué	1,350	105	1,165	--	1,200	--	--	--	--	--
Windsor	31,815	3,415	26,145	2,255	27,350	2,095	1,160	590	320	300
Owned - Possédé	17,300	1,440	14,280	1,580	14,345	1,315	790	430	225	195
Rented - Loué	14,515	1,975	11,865	675	13,005	780	370	160	--	105
Woodstock	4,635	700	3,700	235	4,070	360	130	--	--	--
Owned - Possédé	2,740	435	2,155	150	2,385	230	--	--	--	--
Rented - Loué	1,895	265	1,545	--	1,685	130	--	--	--	--
<b>Manitoba</b>										
Brandon	5,360	625	4,505	230	4,755	300	170	--	--	--
Owned - Possédé	3,430	320	2,935	175	2,955	230	130	--	--	--
Rented - Loué	1,930	305	1,570	--	1,800	--	--	--	--	--
St. Boniface	6,625	540	5,740	345	6,055	325	165	--	--	--
Owned - Possédé	4,070	215	3,555	300	3,655	225	120	--	--	--
Rented - Loué	2,555	325	2,185	--	2,400	100	--	--	--	--
Winnipeg	64,630	7,655	52,025	4,950	55,790	3,720	1,730	1,000	625	1,765
Owned - Possédé	34,280	2,225	28,670	3,385	28,995	2,165	990	675	385	1,070
Rented - Loué	30,350	5,430	23,355	1,565	26,795	1,555	740	325	240	695

TABLE 50. Occupied dwellings by tenure showing household composition, for incorporated cities, towns, and villages of 10,000 population and over, 1951 - Concluded

TABLEAU 50. Logements occupés selon le mode d'occupation, et composition du ménage, cités, villes et villages constitués de 10,000 et plus, 1951 - fin

City, town or village, and tenure — Cité, ville ou village et mode d'occupation	Total	Households by number of families — Ménages selon le nombre de familles			Households by number of lodgers — Ménages selon le nombre de chambreurs					
		0	1	2+	0	1	2	3	4	5+
		<b>Saskatchewan</b>								
Moose Jaw.....	7,320	1,245	5,855	220	6,780	365	--	--	--	--
Owned - Possédé .....	4,170	345	3,665	160	3,795	240	--	--	--	--
Rented - Loué.....	3,150	900	2,190	--	2,985	125	--	--	--	--
Prince Albert .....	4,355	585	3,620	150	3,920	290	--	--	--	--
Owned - Possédé .....	2,725	235	2,380	110	2,395	200	--	--	--	--
Rented - Loué.....	1,630	350	1,240	--	1,525	--	--	--	--	--
Regina.....	19,160	2,510	15,520	1,130	16,605	1,125	580	235	230	385
Owned - Possédé .....	11,060	810	9,465	785	9,310	725	410	155	170	290
Rented - Loué.....	8,100	1,700	6,055	345	7,295	400	170	--	--	--
Saskatoon.....	14,980	2,170	12,095	715	13,090	985	425	210	120	150
Owned - Possédé .....	9,585	845	8,200	540	8,300	610	325	170	--	110
Rented - Loué.....	5,395	1,325	3,895	175	4,790	375	100	--	--	--
<b>Alberta</b>										
Calgary.....	37,710	6,085	29,890	1,735	33,705	1,925	1,000	420	240	420
Owned - Possédé .....	22,240	2,215	18,745	1,280	19,665	1,200	655	280	165	275
Rented - Loué.....	15,470	3,870	11,145	455	14,040	725	345	140	--	145
Edmonton.....	42,925	5,685	34,830	2,410	37,475	2,745	1,315	485	350	555
Owned - Possédé .....	26,325	1,990	22,515	1,820	22,705	1,715	890	350	265	400
Rented - Loué.....	16,600	3,695	12,315	590	14,770	1,030	425	135	--	155
Lethbridge.....	6,580	895	5,350	335	5,945	310	125	--	--	--
Owned - Possédé .....	3,955	355	3,365	235	3,555	200	--	--	--	--
Rented - Loué.....	2,625	540	1,985	100	2,390	110	--	--	--	--
Medicine Hat.....	4,925	655	4,005	265	4,570	185	--	--	--	--
Owned - Possédé .....	2,910	360	2,370	180	2,680	130	--	--	--	--
Rented - Loué.....	2,015	295	1,635	--	1,890	--	--	--	--	--
<b>British Columbia</b>										
New Westminster.....	7,985	1,190	6,440	355	7,255	390	175	--	--	--
Owned - Possédé .....	5,345	465	4,555	325	4,815	245	135	--	--	--
Rented - Loué.....	2,640	725	1,885	--	2,440	145	--	--	--	--
North Vancouver.....	4,535	420	3,900	215	4,325	130	--	--	--	--
Owned - Possédé .....	3,355	280	2,895	180	3,200	100	--	--	--	--
Rented - Loué.....	1,180	140	1,005	--	1,125	--	--	--	--	--
Penticton.....	3,110	385	2,590	135	2,880	125	--	--	--	--
Owned - Possédé .....	2,290	280	1,905	105	2,120	100	--	--	--	--
Rented - Loué.....	820	105	685	--	760	--	--	--	--	--
Trail.....	3,150	300	2,785	--	2,895	145	--	--	--	--
Owned - Possédé .....	1,715	115	1,555	--	1,560	--	--	--	--	--
Rented - Loué.....	1,435	185	1,230	--	1,335	--	--	--	--	--
Vancouver.....	101,330	16,540	78,665	6,125	89,330	5,730	2,605	1,125	740	1,800
Owned - Possédé .....	63,885	6,570	52,765	4,550	56,240	3,635	1,790	765	420	1,035
Rented - Loué.....	37,445	9,970	25,900	1,575	33,090	2,095	815	360	320	765
Victoria.....	15,790	3,080	11,900	810	13,930	905	345	230	130	250
Owned - Possédé .....	9,195	1,375	7,205	615	7,860	630	275	155	--	190
Rented - Loué.....	6,595	1,705	4,695	195	6,070	275	--	--	--	--

TABLE 51. Occupied dwellings by tenure showing household composition, for census metropolitan areas, 1951

TABLEAU 51. Logements occupés selon le mode d'occupation, et composition du ménage, zones métropolitaines de recensement, 1951

Census metropolitan area and tenure — Zone métropolitaine de recensement et mode d'occupation	Total	Households by number of families — Ménages selon le nombre de familles			Households by number of lodgers — Ménages selon le nombre de chambres					
		0	1	2+	0	1	2	3	4	5+
		Calgary .....	40,235	6,405	32,025	1,805	36,130	1,995	1,015	430
Owned — Possédé .....	24,135	2,455	20,340	1,340	21,495	1,245	665	285	170	275
Rented — Loué .....	16,100	3,950	11,685	465	14,635	750	350	145	--	145
Edmonton .....	46,395	6,005	37,900	2,490	40,760	2,880	1,335	510	355	555
Owned — Possédé .....	28,880	2,200	24,800	1,880	25,120	1,815	910	365	270	400
Rented — Loué .....	17,515	3,805	13,100	610	15,640	1,065	425	145	--	155
Halifax .....	29,640	2,890	23,765	2,985	24,800	2,330	1,170	600	305	435
Owned — Possédé .....	16,230	1,285	13,015	1,930	13,375	1,280	765	390	165	255
Rented — Loué .....	13,410	1,605	10,750	1,055	11,425	1,050	405	210	140	180
Hamilton .....	68,640	6,960	55,710	5,970	59,680	4,105	2,355	1,130	600	770
Owned — Possédé .....	46,655	3,855	38,165	4,635	40,140	2,870	1,770	835	480	560
Rented — Loué .....	21,985	3,105	17,545	1,335	19,540	1,235	585	295	120	210
London .....	32,835	4,230	26,340	2,265	28,340	2,355	1,005	450	280	405
Owned — Possédé .....	21,170	2,190	17,345	1,635	18,115	1,545	735	335	180	260
Rented — Loué .....	11,665	2,040	8,995	630	10,225	810	270	115	100	145
Montréal .....	334,705	33,715	272,335	28,655	294,360	19,855	9,300	5,105	2,690	3,395
Owned — Possédé .....	81,570	5,715	68,420	7,435	73,555	4,020	1,745	1,025	590	635
Rented — Loué .....	253,135	28,000	203,915	21,220	220,805	15,835	7,555	4,080	2,100	2,760
Ottawa .....	66,265	6,925	53,170	6,170	56,420	4,615	2,380	1,235	685	930
Owned — Possédé .....	29,895	2,480	24,185	3,230	25,320	2,085	1,225	625	285	355
Rented — Loué .....	36,370	4,445	28,985	2,940	31,100	2,530	1,155	610	400	575
Québec .....	54,930	4,480	47,765	2,685	50,910	2,360	850	360	205	245
Owned — Possédé .....	19,910	1,380	17,350	1,180	18,670	655	285	125	--	130
Rented — Loué .....	35,020	3,100	30,415	1,505	32,240	1,705	565	235	160	115
Saint John .....	19,735	2,565	16,135	1,035	17,810	1,260	355	150	--	--
Owned — Possédé .....	7,480	1,025	6,040	415	6,910	345	120	--	--	--
Rented — Loué .....	12,255	1,540	10,095	620	10,900	915	235	--	--	--
St. John's (Nfld.) .....	12,995	915	10,455	1,625	11,730	500	285	180	115	185
Owned — Possédé .....	8,565	680	6,740	1,145	7,750	325	180	130	--	110
Rented — Loué .....	4,430	235	3,715	480	3,980	175	105	--	--	--
Toronto .....	273,200	27,080	199,165	46,955	210,335	19,950	17,860	10,180	5,860	9,035
Owned — Possédé .....	193,405	13,210	143,295	36,900	146,200	13,860	14,205	7,925	4,670	6,545
Rented — Loué .....	79,795	13,870	55,870	10,055	64,135	6,090	3,655	2,235	1,190	2,490
Vancouver .....	153,975	22,410	123,220	8,345	138,965	7,875	3,135	1,385	855	1,960
Owned — Possédé .....	105,445	10,640	88,330	6,475	95,410	5,180	2,185	980	515	1,175
Rented — Loué .....	48,530	11,770	34,890	1,870	43,555	2,495	950	405	340	785
Victoria .....	31,620	5,240	25,060	1,320	29,045	1,395	490	270	155	265
Owned — Possédé .....	22,010	3,050	17,925	1,035	20,080	1,050	385	190	105	200
Rented — Loué .....	9,610	2,190	7,135	285	8,965	345	105	--	--	--
Windsor .....	41,595	3,915	34,930	2,750	36,485	2,445	1,315	675	350	325
Owned — Possédé .....	25,605	1,850	21,765	1,990	22,105	1,635	905	500	240	220
Rented — Loué .....	15,990	2,065	13,165	760	14,380	810	410	175	110	105
Winnipeg .....	95,955	9,405	80,270	6,280	85,585	4,680	2,075	1,160	675	1,780
Owned — Possédé .....	58,770	3,400	50,845	4,525	52,295	2,915	1,260	785	435	1,080
Rented — Loué .....	37,185	6,005	29,425	1,755	33,290	1,765	815	375	240	700



**TABLE 32. Occupied dwellings by tenure showing number of persons per room, for provinces, rural farm, rural non-farm, and urban size groups, 1951**

**TABLEAU 32. Logements occupés selon le mode d'occupation et nombre de personnes par pièce, provinces, régions rurales agricoles, rurales non agricoles, et urbaines par groupe d'importance, 1951**

Locality and tenure Localité et mode d'occupation	Total	Number of persons per room Nombre de personnes par pièce						Average number of persons per room Moyenne de personnes par pièce
		0.5 or less 0.5 ou moins	0.6-1.0	1.1-1.5	1.6-2.0	2.1-2.5	2.6 or more 2.6 ou plus	
<b>CANADA</b> .....	<b>3,409,295</b>	<b>1,110,085</b>	<b>1,657,390</b>	<b>406,425</b>	<b>157,285</b>	<b>33,700</b>	<b>44,410</b>	<b>0.7</b>
Owned - Possédé .....	2,236,955	815,835	1,036,770	242,845	90,210	21,515	29,760	0.7
Rented - Loué .....	1,172,340	294,230	620,620	163,580	67,075	12,185	14,650	0.8
<b>Rural - Rurale</b> .....	<b>1,254,260</b>	<b>440,075</b>	<b>528,975</b>	<b>157,515</b>	<b>76,440</b>	<b>19,990</b>	<b>31,265</b>	<b>0.8</b>
Owned - Possédé .....	1,028,780	374,310	424,880	127,085	60,795	16,345	25,365	0.7
Rented - Loué .....	225,480	65,765	104,095	30,430	15,645	3,645	5,900	0.8
<b>Farm - Agricole</b> .....	<b>629,785</b>	<b>217,445</b>	<b>288,110</b>	<b>81,995</b>	<b>38,610</b>	<b>10,595</b>	<b>13,030</b>	<b>0.7</b>
Owned - Possédé .....	570,260	198,305	241,690	74,455	34,755	9,690	11,365	0.7
Rented - Loué .....	59,525	19,140	26,420	7,540	3,855	905	1,665	0.8
<b>Non-farm - Non agricole</b> .....	<b>624,475</b>	<b>222,630</b>	<b>260,865</b>	<b>75,520</b>	<b>37,830</b>	<b>9,395</b>	<b>18,235</b>	<b>0.8</b>
Owned - Possédé .....	458,520	176,005	183,190	52,630	26,040	6,655	14,000	0.7
Rented - Loué .....	165,955	46,625	77,675	22,890	11,790	2,740	4,235	0.8
<b>Urban - Urbaine</b> .....	<b>2,155,035</b>	<b>670,010</b>	<b>1,128,415</b>	<b>248,910</b>	<b>80,845</b>	<b>13,710</b>	<b>13,145</b>	<b>0.7</b>
Owned - Possédé .....	1,208,175	441,545	611,890	115,760	29,415	5,170	4,395	0.7
Rented - Loué .....	946,860	228,465	516,525	133,150	51,430	8,540	8,750	0.8
<b>100,000 and over - 100,000 et plus</b> .....	<b>848,640</b>	<b>255,350</b>	<b>459,715</b>	<b>95,635</b>	<b>29,175</b>	<b>4,305</b>	<b>4,460</b>	<b>0.7</b>
Owned - Possédé .....	390,930	142,355	207,140	33,785	6,115	830	705	0.7
Rented - Loué .....	457,710	112,995	252,575	61,850	23,060	3,475	3,755	0.8
<b>30,000-99,999</b> .....	<b>375,015</b>	<b>115,700</b>	<b>201,635</b>	<b>40,915</b>	<b>12,705</b>	<b>1,935</b>	<b>2,125</b>	<b>0.7</b>
Owned - Possédé .....	227,045	80,170	120,700	20,350	4,600	640	585	0.7
Rented - Loué .....	147,970	35,530	80,935	20,565	8,105	1,295	1,540	0.8
<b>10,000-29,999</b> .....	<b>369,795</b>	<b>113,125</b>	<b>194,610</b>	<b>43,295</b>	<b>14,055</b>	<b>2,660</b>	<b>2,050</b>	<b>0.7</b>
Owned - Possédé .....	220,445	79,335	111,795	21,615	5,695	1,165	840	0.7
Rented - Loué .....	149,350	33,790	82,815	21,680	8,360	1,495	1,210	0.8
<b>Under 10,000 - Moins de 10,000</b> .....	<b>561,585</b>	<b>185,835</b>	<b>272,455</b>	<b>69,065</b>	<b>24,910</b>	<b>4,810</b>	<b>4,510</b>	<b>0.7</b>
Owned - Possédé .....	369,755	139,685	172,255	40,010	13,005	2,535	2,265	0.7
Rented - Loué .....	191,830	46,150	100,200	29,055	11,905	2,275	2,245	0.8
<b>Newfoundland</b> .....	<b>70,980</b>	<b>17,330</b>	<b>30,620</b>	<b>13,045</b>	<b>6,780</b>	<b>1,685</b>	<b>1,520</b>	<b>0.9</b>
Owned - Possédé .....	61,540	15,870	26,575	10,965	5,585	1,405	1,140	0.9
Rented - Loué .....	9,440	1,460	4,045	2,080	1,195	280	380	1.0
<b>Rural - Rurale</b> .....	<b>41,245</b>	<b>10,665</b>	<b>17,540</b>	<b>7,510</b>	<b>3,785</b>	<b>915</b>	<b>850</b>	<b>0.9</b>
Owned - Possédé .....	39,435	10,230	16,690	7,205	3,615	870	825	0.9
Rented - Loué .....	1,810	435	850	305	150	--	--	0.8
<b>Farm - Agricole</b> .....	<b>2,890</b>	<b>780</b>	<b>1,195</b>	<b>545</b>	<b>255</b>	<b>--</b>	<b>--</b>	<b>0.9</b>
Owned - Possédé .....	2,825	770	1,145	540	255	--	--	0.9
Rented - Loué .....	--	--	--	--	--	--	--	--
<b>Non-farm - Non agricole</b> .....	<b>38,355</b>	<b>9,885</b>	<b>16,345</b>	<b>6,965</b>	<b>3,510</b>	<b>855</b>	<b>795</b>	<b>0.9</b>
Owned - Possédé .....	36,610	9,460	15,545	6,685	3,360	810	770	0.9
Rented - Loué .....	1,745	425	800	300	150	--	--	0.8
<b>Urban - Urbaine</b> .....	<b>29,735</b>	<b>6,665</b>	<b>13,080</b>	<b>5,535</b>	<b>3,015</b>	<b>770</b>	<b>670</b>	<b>0.9</b>
Owned - Possédé .....	22,105	5,640	9,885	3,760	1,970	535	315	0.9
Rented - Loué .....	7,630	1,025	3,195	1,775	1,045	235	355	1.0
<b>30,000-99,999</b> .....	<b>10,570</b>	<b>2,695</b>	<b>4,905</b>	<b>1,670</b>	<b>905</b>	<b>180</b>	<b>215</b>	<b>0.8</b>
Owned - Possédé .....	6,520	2,105	3,255	725	370	--	--	0.7
Rented - Loué .....	4,050	590	1,650	945	535	135	195	1.0
<b>Under 10,000 - Moins de 10,000</b> .....	<b>19,165</b>	<b>3,970</b>	<b>8,175</b>	<b>3,865</b>	<b>2,110</b>	<b>590</b>	<b>455</b>	<b>0.9</b>
Owned - Possédé .....	15,585	3,535	6,630	3,035	1,600	490	295	0.9
Rented - Loué .....	3,580	435	1,545	830	510	100	160	1.1
<b>Prince Edward Island</b> .....	<b>22,455</b>	<b>9,625</b>	<b>9,315</b>	<b>2,275</b>	<b>900</b>	<b>175</b>	<b>165</b>	<b>0.7</b>
Owned - Possédé .....	18,305	8,435	7,295	1,680	630	115	130	0.6
Rented - Loué .....	4,150	1,190	2,020	595	250	--	--	0.8
<b>Rural - Rurale</b> .....	<b>16,880</b>	<b>7,695</b>	<b>6,640</b>	<b>1,625</b>	<b>670</b>	<b>125</b>	<b>125</b>	<b>0.6</b>
Owned - Possédé .....	15,325	7,180	5,930	1,435	560	105	115	0.6
Rented - Loué .....	1,555	515	710	190	110	--	--	0.7

TABLE 52. Occupied dwellings by tenure showing number of persons per room, for provinces, rural farm, rural non-farm, and urban size groups, 1951 - Continued

TABLEAU 52. Logements occupés selon le mode d'occupation et nombre de personnes par pièce, provinces, régions rurales agricoles, rurales non agricoles, et urbaines par groupe d'importance, 1951 - suite

Locality and tenure Localité et mode d'occupation	Total	Number of persons per room Nombre de personnes par pièce					Average number of persons per room Moyenne de personnes par pièce	
		0.5 or less 0.5 ou moins	0.6-1.0	1.1-1.5	1.6-2.0	2.1-2.5		2.6 or more 2.6 ou plus
<b>Prince Edward Island - Con. - fin</b>								
<b>Rural - Con. - Rurale - fin</b>								
Farm - Agricole .....	10,650	5,155	4,180	895	310	--	--	0.6
Owned - Possédé .....	10,280	4,990	4,060	865	275	--	--	0.6
Rented - Loué .....	370	165	120	--	--	--	--	0.7
Non-farm - Non agricole .....	6,230	2,540	2,460	730	360	--	--	0.7
Owned - Possédé .....	5,045	2,190	1,870	570	285	--	--	0.7
Rented - Loué .....	1,185	350	590	160	--	--	--	0.7
Urban - Urbaine .....	5,575	1,930	2,675	650	230	--	--	0.7
Owned - Possédé .....	2,980	1,255	1,365	245	--	--	--	0.6
Rented - Loué .....	2,595	675	405	140	--	--	--	0.8
10,000-29,999 .....	3,515	1,245	1,685	370	140	--	--	0.7
Owned - Possédé .....	1,595	750	705	--	--	--	--	0.6
Rented - Loué .....	1,920	495	980	275	105	--	--	0.8
Under 10,000 - Moins de 10,000 ....	2,060	685	990	280	--	--	--	0.7
Owned - Possédé .....	1,385	505	660	150	--	--	--	0.7
Rented - Loué .....	675	180	330	130	--	--	--	0.8
<b>Nova Scotia</b>								
Owned - Possédé .....	149,555	55,560	66,380	17,335	7,110	1,615	1,555	0.7
Rented - Loué .....	113,945	46,345	49,180	12,000	4,445	1,040	835	0.7
Rented - Loué .....	35,610	9,215	17,200	5,335	2,665	575	620	0.8
Rural - Rurale .....	71,125	30,570	28,840	7,190	3,090	695	740	0.7
Owned - Possédé .....	62,865	27,935	25,095	6,035	2,555	610	635	0.6
Rented - Loué .....	8,260	2,635	3,745	1,155	535	--	105	0.7
Farm - Agricole .....	25,750	12,225	10,440	2,145	645	150	145	0.6
Owned - Possédé .....	24,345	11,645	9,870	1,950	595	145	140	0.6
Rented - Loué .....	1,405	580	570	195	--	--	--	0.7
Non-farm - Non agricole .....	45,375	18,345	18,400	5,045	2,445	545	595	0.7
Owned - Possédé .....	38,520	16,290	15,225	4,085	1,980	465	495	0.7
Rented - Loué .....	6,855	2,055	3,175	960	465	--	100	0.8
Urban - Urbaine .....	78,430	24,990	37,540	10,145	4,020	920	815	0.7
Owned - Possédé .....	51,080	18,410	24,085	5,965	1,890	430	300	0.7
Rented - Loué .....	27,350	6,580	13,455	4,180	2,130	490	515	0.8
30,000-99,999 .....	25,035	6,955	12,090	3,695	1,625	310	360	0.8
Owned - Possédé .....	13,135	4,390	8,600	1,640	405	--	--	0.7
Rented - Loué .....	11,900	2,565	5,490	2,055	1,220	245	325	0.9
10,000-29,999 .....	13,675	3,885	6,645	2,125	690	200	130	0.8
Owned - Possédé .....	9,570	2,960	4,595	1,405	450	--	--	0.8
Rented - Loué .....	4,105	925	2,050	720	240	110	--	0.9
Under 10,000 - Moins de 10,000 ....	39,720	14,150	18,805	4,325	1,705	410	325	0.7
Owned - Possédé .....	28,375	11,060	12,890	2,920	1,035	275	195	0.7
Rented - Loué .....	11,345	3,090	5,915	1,405	670	135	130	0.8
<b>New Brunswick</b>								
Owned - Possédé .....	114,010	39,720	50,160	13,705	6,195	1,790	2,440	0.7
Rented - Loué .....	81,210	29,785	33,670	9,825	4,540	1,390	2,000	0.7
Rented - Loué .....	32,800	9,935	16,490	3,880	1,655	400	440	0.8
Rural - Rurale .....	62,225	21,155	24,825	8,480	4,290	1,445	2,030	0.8
Owned - Possédé .....	54,710	19,015	21,615	7,405	3,685	1,215	1,775	0.8
Rented - Loué .....	7,515	2,140	3,210	1,075	605	230	255	0.8
Farm - Agricole .....	27,865	9,525	11,305	3,930	1,780	625	700	0.8
Owned - Possédé .....	26,860	9,170	10,895	3,825	1,720	605	645	0.8
Rented - Loué .....	1,005	355	410	105	--	--	--	0.7
Non-farm - Non agricole .....	34,360	11,630	13,520	4,550	2,510	820	1,330	0.8
Owned - Possédé .....	27,850	9,845	10,720	3,580	1,965	610	1,130	0.8
Rented - Loué .....	6,510	1,785	2,800	970	545	210	200	0.8
Urban - Urbaine .....	51,785	18,565	25,335	5,225	1,905	345	410	0.7
Owned - Possédé .....	26,500	10,770	12,055	2,420	855	175	225	0.7
Rented - Loué .....	25,285	7,795	13,280	2,805	1,050	170	185	0.7

**TABLE 52. Occupied dwellings by tenure showing number of persons per room, for provinces, rural farm, rural non-farm, and urban size groups, 1951 - Continued**

**TABLEAU 52. Logements occupés selon le mode d'occupation et nombre de personnes par pièce, provinces, régions rurales agricoles, rurales non agricoles, et urbaines par groupe d'importance, 1951 - suite**

Locality and tenure Localité et mode d'occupation	Total	Number of persons per room Nombre de personnes par pièce						Average number of persons per room Moyenne de personnes par pièce
		0.5 or less 0.5 ou moins	0.6-1.0	1.1-1.5	1.6-2.0	2.1-2.5	2.6 or more 2.6 ou plus	
<b>New Brunswick - Con.-fin</b>								
<b>Urban - Con. - Urbaine - fin</b>								
30,000-99,999.....	13,180	4,925	6,445	1,235	440	--	--	0.7
Owned - Possédé.....	2,910	1,495	1,215	160	--	--	--	0.6
Rented - Loué.....	10,270	3,430	5,230	1,075	415	--	--	0.7
10,000-29,999.....	18,095	6,205	9,405	1,760	495	105	125	0.7
Owned - Possédé.....	9,430	3,725	4,575	795	210	--	--	0.6
Rented - Loué.....	8,665	2,480	4,830	965	285	--	--	0.8
Under 10,000 - Moins de 10,000.....	20,510	7,435	9,485	2,230	970	160	230	0.7
Owned - Possédé.....	14,160	5,550	6,265	1,465	620	115	145	0.7
Rented - Loué.....	6,350	1,885	3,220	765	350	--	--	0.8
<b>Québec</b>								
Owned - Possédé.....	858,785	222,560	419,270	137,685	56,225	11,590	11,455	0.8
Rented - Loué.....	416,960	124,515	187,395	65,270	26,750	6,245	6,785	0.8
	441,825	98,045	231,875	72,415	29,475	5,345	4,670	0.9
<b>Rural - Rurale</b>								
Owned - Possédé.....	255,385	73,585	105,900	43,455	20,820	5,255	6,370	0.8
Rented - Loué.....	215,435	62,685	88,440	36,975	17,445	4,465	5,425	0.8
	39,950	10,900	17,460	6,480	3,375	790	945	0.8
<b>Farm - Agricole</b>								
Owned - Possédé.....	129,925	32,565	54,915	25,070	11,610	3,045	2,720	0.9
Rented - Loué.....	125,520	31,245	53,070	24,380	11,250	2,975	2,600	0.9
	4,405	1,320	1,845	690	360	--	120	0.8
<b>Non-farm - Non agricole</b>								
Owned - Possédé.....	125,460	41,020	50,985	18,385	9,210	2,210	3,650	0.8
Rented - Loué.....	89,915	31,440	35,370	12,595	6,195	1,490	2,825	0.8
	35,545	9,580	15,615	5,790	3,015	720	825	0.8
<b>Urban - Urbaine</b>								
Owned - Possédé.....	603,400	148,975	313,370	94,230	35,405	6,335	5,085	0.8
Rented - Loué.....	201,525	61,630	98,955	28,295	9,305	1,780	1,360	0.8
	401,875	87,145	214,415	65,935	26,100	4,555	3,725	0.9
<b>100,000 and over - 100,000 et plus</b>								
Owned - Possédé.....	282,455	69,945	151,555	41,040	15,185	2,520	2,210	0.8
Rented - Loué.....	51,755	16,955	26,905	5,910	1,525	280	180	0.7
	230,700	52,990	124,650	35,130	13,660	2,240	2,030	0.9
<b>30,000-99,999</b>								
Owned - Possédé.....	57,625	13,855	31,345	8,685	2,935	435	370	0.8
Rented - Loué.....	16,135	4,870	8,095	2,220	730	110	110	0.8
	41,490	8,985	23,250	6,465	2,205	325	260	0.9
<b>10,000-29,999</b>								
Owned - Possédé.....	107,925	25,230	54,525	18,546	7,150	1,525	955	0.8
Rented - Loué.....	47,540	13,440	23,215	7,335	2,585	600	365	0.8
	60,385	11,790	31,310	11,205	4,565	925	590	0.9
<b>Under 10,000 - Moins de 10,000</b>								
Owned - Possédé.....	155,395	39,945	75,945	25,965	10,135	1,855	1,550	0.8
Rented - Loué.....	86,095	26,565	40,740	12,830	4,465	790	705	0.8
	69,300	13,380	35,205	13,135	5,670	1,065	845	0.9
<b>Ontario</b>								
Owned - Possédé.....	1,181,125	454,045	575,350	106,200	31,955	5,800	7,775	0.7
Rented - Loué.....	821,335	349,970	384,520	63,315	16,250	3,120	4,160	0.6
	359,790	104,075	190,830	42,885	15,705	2,680	3,615	0.8
<b>Rural - Rurale</b>								
Owned - Possédé.....	340,870	154,535	139,770	27,930	11,435	2,720	4,480	0.6
Rented - Loué.....	272,800	132,545	107,875	19,795	7,635	1,910	3,040	0.6
	68,070	21,990	31,895	8,135	3,800	810	1,440	0.7
<b>Farm - Agricole</b>								
Owned - Possédé.....	166,955	82,155	67,305	11,320	3,900	910	1,365	0.6
Rented - Loué.....	148,810	75,225	59,100	9,535	3,170	790	990	0.6
	18,145	6,930	8,205	1,785	730	120	375	0.7
<b>Non-farm - Non agricole</b>								
Owned - Possédé.....	173,915	72,380	72,465	16,610	7,535	1,810	3,115	0.7
Rented - Loué.....	123,990	57,320	48,775	10,260	4,465	1,120	2,050	0.6
	49,925	15,060	23,690	6,350	3,070	690	1,065	0.8
<b>Urban - Urbaine</b>								
Owned - Possédé.....	840,255	299,510	435,580	78,270	20,520	3,080	3,295	0.7
Rented - Loué.....	548,535	217,425	276,645	43,520	8,615	1,210	1,120	0.7
	291,720	82,085	158,935	34,750	11,905	1,870	2,175	0.8
<b>100,000 and over - 100,000 et plus</b>								
Owned - Possédé.....	319,590	109,160	168,650	31,390	7,955	1,120	1,315	0.7
Rented - Loué.....	192,445	72,725	99,830	16,430	2,845	325	290	0.7
	127,145	36,435	68,820	14,960	5,110	795	1,025	0.8

TABLE 52. Occupied dwellings by tenure showing number of persons per room, for provinces, rural farm, rural non-farm, and urban size groups, 1951 - Continued

TABLEAU 52. Logements occupés selon le mode d'occupation et nombre de personnes par pièce, provinces, régions rurales agricoles, rurales non agricoles, et urbaines par groupe d'importance, 1951 - suite

Locality and tenure Localité et mode d'occupation	Total	Number of persons per room Nombre de personnes par pièce					Average number of persons per room Moyenne de personnes par pièce	
		0.5 or less — 0.5 ou moins	0.6-1.0	1.1-1.5	1.6-2.0	2.1-2.5		2.6 or more — 2.6 ou plus
<b>Ontario - Con. - fin</b>								
<b>Urban - Con. - Urbaine - fin</b>								
30,000 - 99,999 .....	201,630	66,625	109,865	18,975	4,725	685	755	0.7
Owned - Possédé .....	143,970	51,820	77,830	11,580	2,145	300	295	0.7
Rented - Loué .....	57,660	14,805	32,035	7,395	2,580	385	460	0.8
10,000 - 29,999 .....	123,375	43,615	64,895	10,895	3,075	445	450	0.7
Owned - Possédé .....	78,230	31,395	39,305	5,905	1,220	210	195	0.6
Rented - Loué .....	45,145	12,220	25,590	4,990	1,855	235	255	0.8
Under 10,000 - Moins de 10,000 .....	195,660	80,110	92,170	17,010	4,765	830	775	0.6
Owned - Possédé .....	133,890	61,485	59,680	9,605	2,405	375	340	0.6
Rented - Loué .....	61,770	18,625	32,490	7,405	2,360	455	435	0.8
<b>Manitoba</b>								
Owned - Possédé .....	202,400	57,415	105,310	23,460	9,530	2,185	4,500	0.8
Rented - Loué .....	144,645	44,190	71,785	16,440	6,820	1,740	3,670	0.8
Rented - Loué .....	57,755	13,225	33,525	7,020	2,710	445	830	0.8
<b>Rural - Rurale</b>								
Owned - Possédé .....	83,690	24,695	36,555	10,695	6,135	1,695	3,915	0.8
Rented - Loué .....	69,780	20,270	29,955	9,255	5,335	1,500	3,465	0.8
<b>Farm - Agricole</b>								
Owned - Possédé .....	13,910	4,425	6,600	1,440	800	195	450	0.8
Owned - Possédé .....	50,945	13,750	23,290	7,380	3,935	1,130	1,460	0.8
Rented - Loué .....	45,705	12,055	20,945	6,775	3,580	1,025	1,325	0.8
Rented - Loué .....	5,240	1,695	2,345	605	355	105	135	0.7
<b>Non-farm - Non agricole</b>								
Owned - Possédé .....	32,745	10,945	13,265	3,315	2,200	565	2,455	0.8
Rented - Loué .....	24,075	8,215	9,010	2,480	1,755	475	2,140	0.8
Rented - Loué .....	8,670	2,730	4,255	835	445	--	315	0.8
<b>Urban - Urbaine</b>								
Owned - Possédé .....	118,710	32,720	68,755	12,765	3,395	490	585	0.8
Rented - Loué .....	74,865	23,920	41,830	7,185	1,485	240	205	0.7
Rented - Loué .....	43,845	8,800	26,925	5,580	1,910	250	380	0.8
<b>100,000 and over - 100,000 et plus</b>								
Owned - Possédé .....	64,630	17,940	38,115	6,495	1,630	200	250	0.8
Rented - Loué .....	34,280	11,610	19,455	2,695	430	--	--	0.7
Rented - Loué .....	30,350	6,330	18,660	3,800	1,200	155	205	0.8
<b>10,000 - 29,999</b>								
Owned - Possédé .....	28,930	7,375	17,415	3,220	720	100	100	0.8
Rented - Loué .....	21,605	6,185	12,680	2,210	420	--	--	0.7
Rented - Loué .....	7,325	1,190	4,735	1,010	300	--	--	0.9
<b>Under 10,000 - Moins de 10,000</b>								
Owned - Possédé .....	25,150	7,405	13,225	3,050	1,045	190	235	0.8
Rented - Loué .....	18,980	6,125	9,695	2,280	635	120	125	0.7
Rented - Loué .....	6,170	1,280	3,530	770	410	--	110	0.8
<b>Saskatchewan</b>								
Owned - Possédé .....	221,455	66,430	104,255	28,445	13,095	3,510	5,720	0.8
Rented - Loué .....	164,800	52,025	74,490	21,280	9,695	2,810	4,500	0.8
Rented - Loué .....	56,635	14,405	29,765	7,165	3,400	700	1,220	0.8
<b>Rural - Rurale</b>								
Owned - Possédé .....	151,750	47,270	65,805	20,425	10,065	3,050	5,135	0.8
Rented - Loué .....	121,430	37,960	51,710	16,510	8,360	2,585	4,305	0.8
Rented - Loué .....	30,320	9,310	14,095	3,915	1,705	465	830	0.8
<b>Farm - Agricole</b>								
Owned - Possédé .....	99,970	28,565	44,365	14,710	7,330	2,110	2,890	0.8
Rented - Loué .....	85,255	24,010	37,525	12,835	6,475	1,885	2,525	0.8
Rented - Loué .....	14,715	4,555	6,840	1,875	855	225	365	0.8
<b>Non-farm - Non agricole</b>								
Owned - Possédé .....	51,780	18,705	21,440	5,715	2,735	940	2,245	0.8
Rented - Loué .....	36,175	13,950	14,185	3,675	1,885	700	1,780	0.8
Rented - Loué .....	15,605	4,755	7,255	2,040	850	240	465	0.8
<b>Urban - Urbaine</b>								
Owned - Possédé .....	69,705	19,160	38,450	8,020	3,030	460	585	0.8
Rented - Loué .....	43,370	14,065	22,780	4,770	1,335	225	195	0.7
Rented - Loué .....	26,335	5,095	15,670	3,250	1,695	235	390	0.9
<b>30,000 - 99,999</b>								
Owned - Possédé .....	34,140	8,995	19,210	3,975	1,490	195	275	0.8
Rented - Loué .....	20,645	6,435	11,190	2,235	630	--	--	0.7
Rented - Loué .....	13,495	2,560	8,020	1,740	860	130	185	0.9
<b>10,000 - 29,999</b>								
Owned - Possédé .....	11,675	3,105	6,680	1,170	540	--	115	0.8
Rented - Loué .....	6,895	2,260	3,620	715	220	--	--	0.7
Rented - Loué .....	4,780	845	3,060	455	320	--	--	0.9

TABLE 52. Occupied dwellings by tenure showing number of persons per room, for provinces, rural farm, rural non-farm, and urban size groups, 1951 - Concluded

TABLEAU 52. Logements occupés selon le mode d'occupation et nombre de personnes par pièce, provinces, régions rurales agricoles, rurales non agricoles, et urbaines par groupe d'importance, 1951 - fin

Locality and tenure Localité et mode d'occupation	Total	Number of persons per room Nombre de personnes par pièce						Average number of persons per room — Moyenne de personnes par pièce
		0.5 or less — 0.5 ou moins	0.6-1.0	1.1-1.5	1.6-2.0	2.1-2.5	2.6 or more — 2.6 ou plus	
<b>Saskatchewan - Con. - fin</b>								
<b>Urban - Con. - Urbaine - fin</b>								
Under 10,000 - Moins de 10,000.....	23,890	7,060	12,560	2,875	1,000	200	195	0.8
Owned - Possédé .....	15,830	5,370	7,970	1,820	485	115	--	0.7
Rented - Loué .....	8,060	1,690	4,590	1,055	515	--	125	0.8
<b>Alberta .....</b>	<b>250,750</b>	<b>70,340</b>	<b>124,110</b>	<b>32,025</b>	<b>14,810</b>	<b>3,520</b>	<b>5,945</b>	<b>0.8</b>
Owned - Possédé .....	179,055	54,340	86,300	21,925	9,665	2,480	4,345	0.8
Rented - Loué .....	71,695	16,000	37,810	10,100	5,145	1,040	1,600	0.9
<b>Rural - Rurale .....</b>	<b>125,325</b>	<b>34,880</b>	<b>55,300</b>	<b>17,460</b>	<b>9,915</b>	<b>2,770</b>	<b>5,000</b>	<b>0.9</b>
Owned - Possédé .....	100,395	28,405	44,435	13,735	7,670	2,170	3,980	0.9
Rented - Loué .....	24,930	6,475	10,865	3,725	2,245	600	1,020	0.9
<b>Farm - Agricole .....</b>	<b>85,095</b>	<b>22,850</b>	<b>37,825</b>	<b>12,280</b>	<b>7,040</b>	<b>2,130</b>	<b>2,970</b>	<b>0.9</b>
Owned - Possédé .....	73,915	20,025	33,135	10,560	5,915	1,820	2,460	0.9
Rented - Loué .....	11,180	2,825	4,690	1,720	1,125	310	510	0.9
<b>Non-farm - Non agricole .....</b>	<b>40,230</b>	<b>12,030</b>	<b>17,475</b>	<b>5,180</b>	<b>2,875</b>	<b>640</b>	<b>2,030</b>	<b>0.9</b>
Owned - Possédé .....	26,480	8,380	11,300	3,175	1,755	350	1,520	0.9
Rented - Loué .....	13,750	3,650	6,175	2,005	1,120	290	510	0.9
<b>Urban - Urbaine .....</b>	<b>125,425</b>	<b>35,460</b>	<b>68,810</b>	<b>14,565</b>	<b>4,895</b>	<b>750</b>	<b>945</b>	<b>0.8</b>
Owned - Possédé .....	78,660	25,935	41,865	8,190	1,995	310	365	0.7
Rented - Loué .....	46,765	9,525	26,945	6,375	2,900	440	580	0.9
<b>100,000 and over - 100,000 et plus</b>	<b>80,635</b>	<b>22,410</b>	<b>45,980</b>	<b>8,710</b>	<b>2,785</b>	<b>305</b>	<b>445</b>	<b>0.8</b>
Owned - Possédé .....	48,565	15,900	26,990	4,595	830	135	115	0.7
Rented - Loué .....	32,070	6,510	18,990	4,115	1,955	170	330	0.9
<b>10,000-29,999 .....</b>	<b>11,505</b>	<b>3,405</b>	<b>6,285</b>	<b>1,285</b>	<b>400</b>	<b>--</b>	<b>--</b>	<b>0.8</b>
Owned - Possédé .....	6,865	2,510	3,470	695	145	--	--	0.7
Rented - Loué .....	4,640	895	2,815	590	255	--	--	0.9
<b>Under 10,000 - Moins de 10,000.....</b>	<b>33,285</b>	<b>9,645</b>	<b>16,545</b>	<b>4,570</b>	<b>1,710</b>	<b>370</b>	<b>445</b>	<b>0.8</b>
Owned - Possédé .....	23,230	7,525	11,405	2,900	1,020	145	235	0.8
Rented - Loué .....	10,055	2,120	5,140	1,670	690	225	210	0.9
<b>British Columbia .....</b>								
Owned - Possédé .....	337,780	117,060	172,620	32,250	10,685	1,830	3,335	0.7
Rented - Loué .....	235,160	90,380	115,560	20,145	5,810	1,170	2,095	0.7
<b>Rural - Rurale .....</b>	<b>105,765</b>	<b>35,025</b>	<b>47,800</b>	<b>12,745</b>	<b>6,255</b>	<b>1,320</b>	<b>2,620</b>	<b>0.8</b>
Owned - Possédé .....	76,605	28,085	33,135	8,735	3,935	915	1,800	0.8
Rented - Loué .....	29,160	6,940	14,665	4,010	2,320	405	820	0.9
<b>Farm - Agricole .....</b>	<b>29,740</b>	<b>9,875</b>	<b>13,290</b>	<b>3,720</b>	<b>1,805</b>	<b>380</b>	<b>670</b>	<b>0.8</b>
Owned - Possédé .....	26,745	9,170	11,945	3,190	1,520	345	575	0.8
Rented - Loué .....	2,995	705	1,345	530	285	--	--	0.9
<b>Non-farm - Non agricole .....</b>	<b>76,025</b>	<b>25,150</b>	<b>34,510</b>	<b>9,025</b>	<b>4,450</b>	<b>940</b>	<b>1,950</b>	<b>0.8</b>
Owned - Possédé .....	49,860	18,915	21,190	5,545	2,415	570	1,225	0.8
Rented - Loué .....	26,165	6,235	13,320	3,480	2,035	370	725	0.9
<b>Urban - Urbaine .....</b>	<b>232,015</b>	<b>82,035</b>	<b>124,820</b>	<b>19,505</b>	<b>4,430</b>	<b>510</b>	<b>715</b>	<b>0.7</b>
Owned - Possédé .....	158,555	62,295	82,425	11,410	1,875	255	295	0.7
Rented - Loué .....	73,460	19,740	42,395	8,095	2,555	255	420	0.8
<b>100,000 and over - 100,000 et plus</b>	<b>101,330</b>	<b>35,895</b>	<b>55,415</b>	<b>8,000</b>	<b>1,620</b>	<b>160</b>	<b>240</b>	<b>0.7</b>
Owned - Possédé .....	63,885	25,165	33,960	4,155	485	--	--	0.6
Rented - Loué .....	37,445	10,730	21,455	3,845	1,135	115	165	0.8
<b>30,000-99,999 .....</b>	<b>32,835</b>	<b>11,650</b>	<b>17,775</b>	<b>2,680</b>	<b>585</b>	<b>--</b>	<b>--</b>	<b>0.7</b>
Owned - Possédé .....	23,730	9,055	12,515	1,790	295	--	--	0.7
Rented - Loué .....	9,105	2,595	5,260	890	290	--	--	0.8
<b>10,000-29,999 .....</b>	<b>51,100</b>	<b>19,060</b>	<b>27,075</b>	<b>3,930</b>	<b>845</b>	<b>--</b>	<b>--</b>	<b>0.7</b>
Owned - Possédé .....	38,715	16,110	19,630	2,460	410	--	--	0.6
Rented - Loué .....	12,385	2,950	7,445	1,470	435	--	--	0.8
<b>Under 10,000 - Moins de 10,000.....</b>	<b>46,750</b>	<b>15,430</b>	<b>24,555</b>	<b>4,895</b>	<b>1,380</b>	<b>205</b>	<b>285</b>	<b>0.7</b>
Owned - Possédé .....	32,225	11,965	16,320	3,005	685	110	140	0.7
Rented - Loué .....	14,525	3,465	8,235	1,890	695	--	145	0.8

TABLE 53. Occupied dwellings by tenure showing number of persons per room, for counties and census divisions, 1951

TABLEAU 53. Logements occupés selon le mode d'occupation et nombre de personnes par pièce, comtés et divisions de recensement, 1951

County or census division, and tenure Comté ou division de recensement et mode d'occupation	Total	Number of persons per room Nombre de personnes par pièce						Average number of persons per room — Moyenne de personnes par pièce
		0.5 or less — 0.5 ou moins	0.6-1.0	1.1-1.5	1.6-2.0	2.1-2.5	2.6 or more — 2.6 ou plus	
<b>CANADA</b> .....	<b>3,409,295</b>	<b>1,110,083</b>	<b>1,657,390</b>	<b>406,425</b>	<b>157,285</b>	<b>33,700</b>	<b>44,410</b>	<b>0.7</b>
Owned — Possédé.....	2,236,953	815,855	1,036,770	242,845	90,210	21,515	29,760	0.7
Rented — Loué.....	1,172,340	294,230	620,620	163,580	67,075	12,185	14,650	0.8
<b>Newfoundland</b> .....	<b>70,980</b>	<b>17,330</b>	<b>30,620</b>	<b>13,045</b>	<b>6,780</b>	<b>1,685</b>	<b>1,520</b>	<b>0.9</b>
Owned — Possédé.....	61,540	15,870	26,575	10,965	5,585	1,405	1,140	0.9
Rented — Loué.....	9,440	1,460	4,045	2,080	1,195	280	380	1.0
Division No. 1.....	29,960	8,425	12,915	4,800	2,690	590	540	0.8
Owned — Possédé.....	24,195	7,545	10,570	3,470	1,930	400	280	0.8
Rented — Loué.....	5,765	880	2,345	1,330	760	190	260	1.0
Division No. 2.....	4,760	1,270	2,115	895	315	--	--	0.9
Owned — Possédé.....	4,595	1,225	2,045	860	300	--	--	0.9
Rented — Loué.....	165	--	--	--	--	--	--	0.8
Division No. 3.....	4,055	765	1,780	895	470	--	--	0.9
Owned — Possédé.....	3,865	710	1,700	850	460	--	--	1.0
Rented — Loué.....	190	--	--	--	--	--	--	0.8
Division No. 4.....	2,795	620	895	605	440	100	135	1.0
Owned — Possédé.....	2,525	595	810	560	365	--	100	1.0
Rented — Loué.....	270	--	--	--	--	--	--	1.2
Division No. 5.....	5,085	900	2,210	1,020	630	230	--	1.0
Owned — Possédé.....	4,430	830	1,950	850	520	200	--	1.0
Rented — Loué.....	655	--	260	170	110	--	--	1.1
Division No. 6.....	4,940	750	2,210	1,115	580	175	110	1.0
Owned — Possédé.....	3,355	565	1,430	755	405	140	--	1.0
Rented — Loué.....	1,585	185	780	360	175	--	--	1.0
Division No. 7.....	7,575	2,100	3,450	1,365	505	--	--	0.8
Owned — Possédé.....	7,370	2,055	3,335	1,345	485	--	--	0.8
Rented — Loué.....	205	--	115	--	--	--	--	0.8
Division No. 8.....	7,495	1,750	3,365	1,395	675	200	110	0.9
Owned — Possédé.....	7,315	1,690	3,290	1,370	670	185	110	0.9
Rented — Loué.....	180	--	--	--	--	--	--	0.8
Division No. 9.....	3,030	595	1,305	725	250	--	--	0.9
Owned — Possédé.....	2,950	565	1,260	720	250	--	--	1.0
Rented — Loué.....	--	--	--	--	--	--	--	--
Division No. 10.....	1,285	155	375	230	225	--	245	1.3
Owned — Possédé.....	940	--	185	185	200	--	225	1.5
Rented — Loué.....	345	--	190	--	--	--	--	0.9
<b>Prince Edward Island</b> .....	<b>22,455</b>	<b>9,625</b>	<b>9,315</b>	<b>2,275</b>	<b>900</b>	<b>175</b>	<b>165</b>	<b>0.7</b>
Owned — Possédé.....	18,305	8,435	7,295	1,680	650	115	130	0.6
Rented — Loué.....	4,150	1,190	2,020	595	250	--	--	0.8
Kings.....	4,315	2,095	1,600	390	195	--	--	0.6
Owned — Possédé.....	4,020	1,980	1,485	350	170	--	--	0.6
Rented — Loué.....	295	115	115	--	--	--	--	0.7
Prince.....	8,380	3,210	3,570	1,010	400	--	110	0.7
Owned — Possédé.....	6,970	2,825	2,865	800	315	--	105	0.7
Rented — Loué.....	1,410	385	705	210	--	--	--	0.8
Queens.....	9,760	4,320	4,145	875	305	--	--	0.6
Owned — Possédé.....	7,315	3,630	2,945	530	165	--	--	0.6
Rented — Loué.....	2,445	690	1,200	345	140	--	--	0.8
<b>Nova Scotia</b> .....	<b>149,553</b>	<b>55,560</b>	<b>66,380</b>	<b>17,335</b>	<b>7,110</b>	<b>1,615</b>	<b>1,555</b>	<b>0.7</b>
Owned — Possédé.....	113,945	46,345	49,180	12,000	4,445	1,040	935	0.7
Rented — Loué.....	35,610	9,215	17,200	5,335	2,665	575	620	0.8
Annapolis.....	5,390	2,590	2,355	335	--	--	--	0.6
Owned — Possédé.....	4,240	2,230	1,725	205	--	--	--	0.5
Rented — Loué.....	1,150	360	630	130	--	--	--	0.7

TABLE 53. Occupied dwellings by tenure showing number of persons per room, for counties and census divisions, 1951 - Continued

TABLEAU 53. Logements occupés selon le mode d'occupation et nombre de personnes par pièce, comtés et divisions de recensement, 1951 - suite

County or census division, and tenure Comté ou division de recensement et mode d'occupation	Total	Number of persons per room — Nombre de personnes par pièce						Average number of persons per room — Moyenne de personnes par pièce
		0.5 or less — 0.5 ou moins	0.6-1.0	1.1-1.5	1.6-2.0	2.1-2.5	2.6 or more — 2.6 ou plus	
<b>Nova Scotia—Con.—fin</b>								
Antigonish .....	2,435	930	1,015	335	115	--	--	0.7
Owned — Possédé .....	2,085	865	840	280	--	--	--	0.7
Rented — Loué .....	350	--	175	--	--	--	--	1.0
Cape Breton .....	24,865	6,660	11,515	4,275	1,655	390	370	0.8
Owned — Possédé .....	19,685	5,570	9,180	3,270	1,175	220	270	0.8
Rented — Loué .....	5,180	1,090	2,335	1,005	480	170	100	0.9
Colchester .....	7,945	3,385	3,480	660	305	--	--	0.6
Owned — Possédé .....	6,165	2,815	2,535	500	220	--	--	0.6
Rented — Loué .....	1,780	570	945	160	--	--	--	0.7
Cumberland .....	10,055	4,470	4,310	850	285	--	--	0.6
Owned — Possédé .....	8,070	3,795	3,350	620	205	--	--	0.6
Rented — Loué .....	1,985	675	960	230	--	--	--	0.7
Digby .....	4,975	2,410	1,995	370	160	--	--	0.6
Owned — Possédé .....	4,280	2,190	1,645	295	115	--	--	0.6
Rented — Loué .....	695	220	350	--	--	--	--	0.7
Guysborough .....	3,325	1,295	1,300	455	190	--	--	0.7
Owned — Possédé .....	3,070	1,190	1,220	395	185	--	--	0.7
Rented — Loué .....	255	105	--	--	--	--	--	0.7
Halifax .....	36,305	10,520	17,280	5,120	2,375	485	525	0.8
Owned — Possédé .....	22,030	7,515	10,555	2,645	955	200	160	0.7
Rented — Loué .....	14,275	3,005	6,725	2,475	1,420	285	365	0.9
Hants .....	5,655	2,465	2,265	615	245	--	--	0.6
Owned — Possédé .....	4,570	2,165	1,710	480	160	--	--	0.6
Rented — Loué .....	1,085	300	555	135	--	--	--	0.8
Inverness .....	4,005	1,530	1,675	495	155	115	--	0.7
Owned — Possédé .....	3,660	1,395	1,550	440	145	--	--	0.7
Rented — Loué .....	345	135	125	--	--	--	--	0.7
Kings .....	8,145	3,475	3,720	545	275	--	--	0.6
Owned — Possédé .....	5,965	2,860	2,485	355	190	--	--	0.6
Rented — Loué .....	2,180	615	1,235	190	--	--	--	0.7
Lunenburg .....	8,690	4,380	3,450	635	130	--	--	0.6
Owned — Possédé .....	7,620	3,955	2,945	505	120	--	--	0.6
Rented — Loué .....	1,070	425	505	130	--	--	--	0.6
Pictou .....	11,000	4,520	4,815	1,080	385	--	105	0.7
Owned — Possédé .....	8,430	3,750	3,530	775	235	--	--	0.6
Rented — Loué .....	2,570	770	1,285	305	150	--	--	0.8
Queens .....	3,220	1,385	1,440	260	--	--	--	0.6
Owned — Possédé .....	2,765	1,235	1,195	230	--	--	--	0.6
Rented — Loué .....	455	150	245	--	--	--	--	0.7
Richmond .....	2,425	855	940	340	215	--	--	0.8
Owned — Possédé .....	2,310	840	890	310	195	--	--	0.8
Rented — Loué .....	115	--	--	--	--	--	--	1.0
Shelburne .....	3,510	1,525	1,555	260	120	--	--	0.6
Owned — Possédé .....	3,055	1,365	1,350	200	--	--	--	0.6
Rented — Loué .....	455	160	205	--	--	--	--	0.7
Victoria .....	1,920	720	795	230	--	--	--	0.7
Owned — Possédé .....	1,770	690	735	195	--	--	--	0.7
Rented — Loué .....	150	--	--	--	--	--	--	0.8
Yarmouth .....	5,690	2,445	2,475	475	225	--	--	0.6
Owned — Possédé .....	4,175	1,920	1,740	300	155	--	--	0.6
Rented — Loué .....	1,515	525	735	175	--	--	--	0.7
<b>New Brunswick</b> .....	<b>114,010</b>	<b>39,720</b>	<b>50,160</b>	<b>13,705</b>	<b>6,195</b>	<b>1,790</b>	<b>2,440</b>	<b>0.7</b>
Owned — Possédé .....	81,210	29,785	33,670	9,825	4,540	1,390	2,000	0.7
Rented — Loué .....	32,800	9,935	16,490	3,880	1,655	400	440	0.8
Albert .....	2,485	1,145	1,000	270	--	--	--	0.6
Owned — Possédé .....	2,145	1,050	800	235	--	--	--	0.6
Rented — Loué .....	340	--	200	--	--	--	--	0.7

TABLE 53. Occupied dwellings by tenure showing number of persons per room, for counties and census divisions, 1951 - Continued

TABLEAU 53. Logements occupés selon le mode d'occupation et nombre de personnes par pièce, comtés et divisions de recensement, 1951 - suite

County or census division, and tenure Comté ou division de recensement et mode d'occupation	Total	Number of persons per room — Nombre de personnes par pièce					Average number of persons per room — Moyenne de personnes par pièce	
		0.5 or less — 0.5 ou moins	0.6-1.0	1.1-1.5	1.6-2.0	2.1-2.5		2.6 or more — 2.6 ou plus
<b>New Brunswick—Con.—fin</b>								
Carleton .....	5,580	2,505	2,230	570	185	--	--	0.6
Owned — Possédé .....	4,395	2,025	1,740	435	135	--	--	0.6
Rented — Loué .....	1,185	480	490	135	--	--	--	0.7
Charlotte .....	6,815	3,370	2,540	605	210	--	--	0.6
Owned — Possédé .....	5,180	2,875	1,755	385	--	--	--	0.6
Rented — Loué .....	1,635	495	785	220	120	--	--	0.8
Gloucester .....	9,930	2,085	4,040	1,710	1,085	370	640	1.0
Owned — Possédé .....	9,070	1,945	3,600	1,605	995	350	575	1.0
Rented — Loué .....	860	140	440	105	--	--	--	0.9
Kent .....	4,950	1,395	2,135	860	345	100	115	0.8
Owned — Possédé .....	4,610	1,305	1,980	810	330	--	100	0.8
Rented — Loué .....	340	--	155	--	--	--	--	0.9
Kings .....	6,030	3,115	2,300	410	140	--	--	0.6
Owned — Possédé .....	4,880	2,615	1,815	310	--	--	--	0.6
Rented — Loué .....	1,150	500	485	100	--	--	--	0.7
Madawaska .....	6,095	1,235	2,550	1,125	680	235	270	1.0
Owned — Possédé .....	4,440	950	1,735	825	520	180	230	0.9
Rented — Loué .....	1,655	285	815	300	160	--	--	0.9
Northumberland .....	8,750	2,825	3,445	1,135	780	220	345	0.8
Owned — Possédé .....	7,245	2,380	2,770	945	660	190	300	0.8
Rented — Loué .....	1,505	445	675	190	120	--	--	0.8
Queens .....	3,300	1,430	1,330	330	125	--	--	0.6
Owned — Possédé .....	2,900	1,295	1,165	270	105	--	--	0.6
Rented — Loué .....	400	135	165	--	--	--	--	0.7
Restigouche .....	6,820	1,570	2,965	1,185	490	235	375	0.9
Owned — Possédé .....	5,135	1,185	2,180	925	350	170	325	0.9
Rented — Loué .....	1,685	385	785	260	140	--	--	0.9
St. John .....	18,605	6,925	9,105	1,740	615	130	--	0.7
Owned — Possédé .....	6,610	2,930	2,995	505	115	--	--	0.6
Rented — Loué .....	11,995	3,995	6,110	1,235	500	--	--	0.7
Sunbury .....	2,100	740	890	270	125	--	--	0.7
Owned — Possédé .....	1,745	635	750	215	100	--	--	0.7
Rented — Loué .....	355	105	140	--	--	--	--	0.9
Victoria .....	4,065	1,180	1,730	605	360	--	110	0.8
Owned — Possédé .....	3,335	1,025	1,440	450	280	--	--	0.8
Rented — Loué .....	730	155	290	155	--	--	--	1.0
Westmorland .....	17,930	6,015	8,895	2,030	655	145	190	0.7
Owned — Possédé .....	12,270	4,440	5,735	1,365	465	105	160	0.7
Rented — Loué .....	5,660	1,575	3,160	665	190	--	--	0.8
York .....	10,555	4,185	5,005	860	355	--	--	0.7
Owned — Possédé .....	7,250	3,130	3,210	545	260	--	--	0.6
Rented — Loué .....	3,305	1,055	1,795	315	--	--	--	0.7
<b>Québec</b> .....	<b>858,785</b>	<b>222,560</b>	<b>419,270</b>	<b>137,685</b>	<b>56,225</b>	<b>11,590</b>	<b>11,455</b>	<b>0.8</b>
Owned — Possédé .....	<b>416,960</b>	<b>124,515</b>	<b>187,395</b>	<b>65,270</b>	<b>26,750</b>	<b>6,245</b>	<b>6,785</b>	<b>0.8</b>
Rented — Loué .....	<b>441,825</b>	<b>98,045</b>	<b>231,875</b>	<b>72,415</b>	<b>29,475</b>	<b>5,345</b>	<b>4,670</b>	<b>0.9</b>
Abitibi .....	16,535	2,835	6,880	3,275	2,030	505	1,010	1.0
Owned — Possédé .....	11,650	2,025	4,575	2,300	1,525	395	830	1.0
Rented — Loué .....	4,885	810	2,305	975	505	110	180	1.0
Argenteuil .....	6,065	2,245	2,730	675	275	--	--	0.7
Owned — Possédé .....	3,960	1,620	1,750	380	125	--	--	0.7
Rented — Loué .....	2,105	625	980	295	150	--	--	0.8
Arthabaska .....	7,300	1,960	3,515	1,230	495	--	--	0.8
Owned — Possédé .....	4,995	1,450	2,300	865	310	--	--	0.8
Rented — Loué .....	2,305	510	1,215	365	185	--	--	0.9
Bagot .....	4,125	1,505	1,920	520	140	--	--	0.7
Owned — Possédé .....	3,200	1,235	1,415	390	130	--	--	0.7
Rented — Loué .....	925	270	505	130	--	--	--	0.8



TABLE 53. Occupied dwellings by tenure showing number of persons per room, for counties and census divisions, 1951 - Continued

TABLEAU 53. Logements occupés selon le mode d'occupation et nombre de personnes par pièce, comtés et divisions de recensement, 1951 - suite

County or census division, and tenure Comté ou division de recensement et mode d'occupation	Total	Number of persons per room Nombre de personnes par pièce					Average number of persons per room Moyenne de personnes par pièce	
		0.5 or less 0.5 ou moins	0.6-1.0	1.1-1.5	1.6-2.0	2.1-2.5		2.6 or more 2.6 ou plus
<b>Québec - Con. - suite</b>								
Beauce .....	10,105	3,000	4,465	1,740	670	135	--	0.8
Owned - Possédé .....	8,500	2,565	3,715	1,460	565	110	--	0.8
Rented - Loué .....	1,605	435	750	280	105	--	--	0.8
Beauharnois .....	8,355	2,025	4,390	1,340	450	--	--	0.8
Owned - Possédé .....	4,070	1,210	1,955	640	180	--	--	0.8
Rented - Loué .....	4,285	815	2,435	700	270	--	--	0.9
Bellechasse .....	4,645	1,490	1,835	805	335	--	--	0.8
Owned - Possédé .....	4,215	1,300	1,685	760	320	--	--	0.8
Rented - Loué .....	430	190	150	--	--	--	--	0.7
Berthier .....	5,160	1,730	2,320	770	250	--	--	0.7
Owned - Possédé .....	3,895	1,385	1,715	555	180	--	--	0.7
Rented - Loué .....	1,265	345	605	215	--	--	--	0.8
Bonaventure .....	7,070	1,900	2,825	1,245	670	190	240	0.9
Owned - Possédé .....	6,530	1,735	2,605	1,165	615	175	235	0.9
Rented - Loué .....	540	165	220	--	--	--	--	0.8
Brome .....	3,230	1,490	1,305	265	--	--	--	0.6
Owned - Possédé .....	2,460	1,230	955	170	--	--	--	0.6
Rented - Loué .....	770	260	350	--	--	--	--	0.7
Chambly .....	17,595	4,105	8,570	2,850	1,360	355	355	0.9
Owned - Possédé .....	10,895	2,845	5,210	1,670	735	220	215	0.8
Rented - Loué .....	6,700	1,260	3,360	1,180	625	135	140	0.9
Champlain .....	16,915	3,765	8,405	3,145	1,185	215	200	0.9
Owned - Possédé .....	10,455	2,555	5,065	1,945	650	105	135	0.8
Rented - Loué .....	6,460	1,210	3,340	1,200	535	110	--	0.9
Charlevoix .....	4,630	1,000	2,095	1,010	395	--	--	0.9
Owned - Possédé .....	3,600	770	1,590	830	300	--	--	0.9
Rented - Loué .....	1,030	230	505	180	--	--	--	0.9
Charlevoix-Est .....	2,515	565	1,190	545	160	--	--	0.8
Owned - Possédé .....	1,855	395	880	420	115	--	--	0.8
Rented - Loué .....	660	170	310	125	--	--	--	0.8
Charlevoix-Ouest .....	2,115	435	905	465	235	--	--	0.9
Owned - Possédé .....	1,745	375	710	410	185	--	--	0.9
Rented - Loué .....	370	--	195	--	--	--	--	1.0
Châteauguay .....	4,100	1,645	1,835	420	150	--	--	0.7
Owned - Possédé .....	3,095	1,325	1,325	330	--	--	--	0.6
Rented - Loué .....	1,005	320	510	--	--	--	--	0.8
Chicoutimi .....	18,970	2,155	7,795	5,190	2,705	665	460	1.1
Owned - Possédé .....	9,180	1,120	3,735	2,575	1,240	315	195	1.1
Rented - Loué .....	9,790	1,035	4,060	2,615	1,465	350	265	1.1
Compton .....	5,180	1,995	2,215	600	225	--	--	0.7
Owned - Possédé .....	4,070	1,660	1,680	460	165	--	--	0.7
Rented - Loué .....	1,110	335	535	140	--	--	--	0.7
Deux-Montagnes .....	4,740	1,595	2,250	625	205	--	--	0.7
Owned - Possédé .....	3,600	1,335	1,625	450	150	--	--	0.7
Rented - Loué .....	1,140	260	625	175	--	--	--	0.8
Dorchester .....	6,135	1,970	2,435	1,065	440	130	--	0.8
Owned - Possédé .....	5,475	1,745	2,150	985	405	105	--	0.8
Rented - Loué .....	660	225	285	--	--	--	--	0.8
Drummond .....	11,000	2,325	5,385	2,260	840	145	--	0.9
Owned - Possédé .....	5,785	1,425	2,650	1,135	450	--	--	0.9
Rented - Loué .....	5,215	900	2,735	1,125	390	--	--	0.9
Frontenac .....	5,855	1,545	2,360	1,175	500	--	180	0.9
Owned - Possédé .....	4,610	1,225	1,730	1,000	420	--	155	0.9
Rented - Loué .....	1,245	320	630	175	--	--	--	0.8
Gaspé .....	10,690	2,890	4,500	1,805	905	255	335	0.8
Owned - Possédé .....	9,845	2,660	4,150	1,685	820	230	300	0.8
Rented - Loué .....	845	230	350	120	--	--	--	0.9
Gaspé-Est .....	6,560	1,900	2,855	1,040	470	145	150	0.8
Owned - Possédé .....	6,165	1,790	2,675	990	440	130	140	0.8
Rented - Loué .....	395	110	180	--	--	--	--	0.8

TABLE 53. Occupied dwellings by tenure showing number of persons per room, for counties and census divisions, 1951 - Continued

TABLEAU 53. Logements occupés selon le mode d'occupation et nombre de personnes par pièce, comtés et divisions de recensement, 1951 - suite

County or census division, and tenure Comté ou division de recensement et mode d'occupation	Total	Number of persons per room Nombre de personnes par pièce						Average number of persons per room Moyenne de personnes par pièce
		0.5 or less 0.5 ou moins	0.6-1.0	1.1-1.5	1.6-2.0	2.1-2.5	2.6 or more 2.6 ou plus	
<b>Québec - Con-suite</b>								
<b>Gaspé - Con.-fin</b>								
Gaspé-Ouest .....	2,480	615	955	425	300	--	115	0.9
Owned - Possédé .....	2,085	495	810	370	255	--	--	0.9
Rented - Loué .....	395	120	145	--	--	--	--	0.9
Iles-de-la-Madeleine .....	1,650	375	690	340	135	--	--	0.9
Owned - Possédé .....	1,595	375	665	325	125	--	--	0.9
Rented - Loué .....	--	--	--	--	--	--	--	--
Hull .....	19,430	3,960	9,100	3,615	1,730	380	645	0.9
Owned - Possédé .....	11,445	2,745	5,325	1,960	815	190	410	0.9
Rented - Loué .....	7,985	1,215	3,775	1,655	915	190	235	1.0
Gatineau .....	7,225	2,040	2,980	1,055	570	190	390	0.8
Owned - Possédé .....	5,525	1,620	2,315	790	380	110	310	0.8
Rented - Loué .....	1,700	420	665	265	190	--	--	0.9
Hull .....	12,205	1,920	6,120	2,560	1,160	190	255	1.0
Owned - Possédé .....	5,920	1,125	3,010	1,170	435	--	100	0.9
Rented - Loué .....	6,285	795	3,110	1,390	725	110	155	1.0
Huntingdon .....	3,315	1,610	1,195	290	150	--	--	0.6
Owned - Possédé .....	2,685	1,420	895	220	105	--	--	0.6
Rented - Loué .....	630	190	300	--	--	--	--	0.8
Iberville .....	2,850	825	1,405	440	135	--	--	0.8
Owned - Possédé .....	1,950	655	960	230	--	--	--	0.7
Rented - Loué .....	900	170	445	210	--	--	--	0.9
Joliette .....	7,445	2,105	3,500	1,225	445	140	--	0.8
Owned - Possédé .....	4,370	1,430	1,940	685	205	--	--	0.8
Rented - Loué .....	3,075	675	1,560	540	240	--	--	0.9
Kamouraska .....	4,680	1,410	1,895	905	315	105	--	0.8
Owned - Possédé .....	3,875	1,125	1,575	780	280	--	--	0.8
Rented - Loué .....	805	285	320	125	--	--	--	0.8
Labelle .....	5,235	1,160	2,145	955	585	185	205	1.0
Owned - Possédé .....	4,035	925	1,590	735	455	160	170	1.0
Rented - Loué .....	1,200	235	555	220	130	--	--	0.9
Lac-St-Jean .....	12,700	1,710	5,330	3,195	1,730	470	265	1.0
Owned - Possédé .....	9,075	1,245	3,700	2,375	1,200	355	200	1.0
Rented - Loué .....	3,625	465	1,630	820	530	115	--	1.0
Lac-St-Jean-Est .....	4,815	630	2,210	1,290	525	135	--	1.0
Owned - Possédé .....	3,090	420	1,325	915	325	--	--	1.0
Rented - Loué .....	1,725	210	885	375	200	--	--	1.0
Lac-St-Jean-Ouest .....	7,885	1,080	3,120	1,905	1,205	335	240	1.1
Owned - Possédé .....	5,985	825	2,375	1,460	875	260	190	1.1
Rented - Loué .....	1,900	255	745	445	330	--	--	1.1
Laprairie .....	3,955	1,055	1,920	620	235	--	--	0.8
Owned - Possédé .....	2,745	815	1,360	355	160	--	--	0.8
Rented - Loué .....	1,210	240	560	265	--	--	--	0.9
L'Assomption .....	4,975	1,425	2,145	810	415	--	110	0.8
Owned - Possédé .....	3,115	1,070	1,300	465	190	--	--	0.8
Rented - Loué .....	1,860	355	845	345	225	--	--	1.0
Lévis .....	8,315	2,520	4,045	1,265	395	--	--	0.8
Owned - Possédé .....	5,670	1,890	2,690	840	215	--	--	0.7
Rented - Loué .....	2,645	630	1,355	425	180	--	--	0.8
L'Islet .....	4,245	1,160	1,905	715	295	105	--	0.8
Owned - Possédé .....	3,750	1,030	1,685	630	240	100	--	0.8
Rented - Loué .....	495	130	220	--	--	--	--	0.9
Lotbinière .....	5,295	1,735	2,140	935	390	--	--	0.8
Owned - Possédé .....	4,765	1,495	1,950	865	365	--	--	0.8
Rented - Loué .....	530	240	190	--	--	--	--	0.7
Maskinongé .....	3,835	1,075	1,665	675	300	--	--	0.8
Owned - Possédé .....	2,845	850	1,155	515	230	--	--	0.8
Rented - Loué .....	990	225	510	160	--	--	--	0.9
Matane .....	10,745	2,235	4,565	2,100	1,190	365	290	0.9
Owned - Possédé .....	9,005	1,825	3,805	1,815	1,020	300	240	0.9
Rented - Loué .....	1,740	410	760	285	170	--	--	0.8

TABLE 53. Occupied dwellings by tenure showing number of persons per room, for counties and census divisions, 1951 - Continued

TABLEAU 53. Logements occupés selon le mode d'occupation et nombre de personnes par pièce, comtés et divisions de recensement, 1951 - suite

County or census division, and tenure Comté ou division de recensement et mode d'occupation	Total	Number of persons per room — Nombre de personnes par pièce					Average number of persons per room — Moyenne de personnes par pièce	
		0.5 or less — 0.5 ou moins	0.6-1.0	1.1-1.5	1.6-2.0	2.1-2.5		2.6 or more — 2.6 ou plus
<b>Québec - Con. - suite</b>								
<b>Matane - Con. - fin</b>								
Matane .....	5,275	1,270	2,275	955	535	125	115	0.9
Owned - Possédé .....	4,365	1,025	1,915	810	440	--	--	0.9
Rented - Loué .....	910	245	360	145	--	--	--	0.8
Matapédia .....	5,470	965	2,290	1,145	655	240	175	1.0
Owned - Possédé .....	4,640	800	1,890	1,005	580	210	155	1.0
Rented - Loué .....	830	165	400	140	--	--	--	0.9
Mégantic .....	8,955	2,665	4,130	1,510	545	--	--	0.8
Owned - Possédé .....	6,275	2,040	2,870	935	370	--	--	0.8
Rented - Loué .....	2,680	625	1,260	575	175	--	--	0.9
Missisquoi .....	5,635	2,255	2,455	700	180	--	--	0.7
Owned - Possédé .....	3,355	1,565	1,280	365	105	--	--	0.6
Rented - Loué .....	2,280	690	1,175	335	--	--	--	0.8
Montcalm .....	3,810	1,290	1,635	545	215	--	--	0.8
Owned - Possédé .....	2,895	1,045	1,180	410	175	--	--	0.8
Rented - Loué .....	915	245	455	135	--	--	--	0.9
Montmagny .....	4,660	1,520	1,935	690	355	--	--	0.8
Owned - Possédé .....	3,965	1,295	1,630	605	325	--	--	0.8
Rented - Loué .....	695	225	305	--	--	--	--	0.8
Montmorency .....	3,885	840	1,895	675	395	--	--	0.9
Owned - Possédé .....	2,895	655	1,375	495	300	--	--	0.9
Rented - Loué .....	990	185	520	180	--	--	--	0.9
Montmorency No. 1 .....	3,155	630	1,585	555	320	--	--	0.9
Owned - Possédé .....	2,290	500	1,105	395	235	--	--	0.9
Rented - Loué .....	865	130	480	160	--	--	--	0.9
Montmorency No. 2 (Île-d'Orléans) .....	730	210	310	120	--	--	--	0.9
Owned - Possédé .....	605	155	270	100	--	--	--	0.9
Rented - Loué .....	125	--	--	--	--	--	--	0.7
Montréal & Jesus Islands - Îles .....	325,830	85,340	175,235	44,750	15,665	2,620	2,220	0.8
Owned - Possédé .....	76,025	26,655	39,150	7,550	2,050	320	300	0.7
Rented - Loué .....	249,805	58,685	136,085	37,200	13,615	2,300	1,920	0.8
Jésus Island - Île .....	7,825	1,850	3,715	1,470	575	100	115	0.9
Owned - Possédé .....	4,670	1,290	2,205	790	270	--	--	0.8
Rented - Loué .....	3,155	560	1,510	680	305	--	--	1.0
Montréal Island - Île .....	318,005	83,490	171,520	43,280	15,090	2,520	2,105	0.8
Owned - Possédé .....	71,355	25,365	36,945	6,760	1,780	285	220	0.7
Rented - Loué .....	246,650	58,125	134,575	36,520	13,310	2,235	1,885	0.8
Naperville .....	1,905	640	850	275	105	--	--	0.7
Owned - Possédé .....	1,435	505	620	200	--	--	--	0.7
Rented - Loué .....	470	135	230	--	--	--	--	0.8
Nicolet .....	5,635	1,840	2,505	820	360	--	--	0.8
Owned - Possédé .....	4,775	1,530	2,120	695	325	--	--	0.8
Rented - Loué .....	860	310	385	125	--	--	--	0.7
Papineau .....	6,305	1,770	2,920	1,015	390	115	--	0.8
Owned - Possédé .....	4,725	1,405	2,175	740	260	--	--	0.8
Rented - Loué .....	1,580	365	745	275	130	--	--	0.9
Pontiac .....	4,570	1,535	1,750	655	340	--	205	0.8
Owned - Possédé .....	3,800	1,345	1,490	495	235	--	155	0.8
Rented - Loué .....	770	190	260	160	105	--	--	0.9
Portneuf .....	8,610	2,375	4,150	1,465	495	--	--	0.8
Owned - Possédé .....	6,295	1,790	2,995	1,085	340	--	--	0.8
Rented - Loué .....	2,315	585	1,155	380	155	--	--	0.8
Québec .....	50,610	11,535	25,425	8,590	3,695	780	585	0.9
Owned - Possédé .....	17,455	4,845	8,215	2,900	1,085	280	130	0.8
Rented - Loué .....	33,155	6,690	17,210	5,690	2,610	500	455	0.9
Richelieu .....	6,500	1,900	3,045	1,150	310	--	--	0.8
Owned - Possédé .....	3,850	1,405	1,725	530	150	--	--	0.7
Rented - Loué .....	2,650	495	1,320	620	160	--	--	0.9
Richmond .....	7,280	1,890	3,425	1,325	495	105	--	0.8
Owned - Possédé .....	4,460	1,375	2,060	700	245	--	--	0.8
Rented - Loué .....	2,820	515	1,365	625	250	--	--	0.9

TABLE 53. Occupied dwellings by tenure showing number of persons per room, for counties and census divisions, 1951 - Continued

TABLEAU 53. Logements occupés selon le mode d'occupation et nombre de personnes par pièce, comtés et divisions de recensement, 1951 - suite

County or census division, and tenure Comté ou division de recensement et mode d'occupation	Total	Number of persons per room — Nombre de personnes par pièce						Average number of persons per room — Moyenne de personnes par pièce
		0.5 or less 0.5 ou moins	0.6-1.0	1.1-1.5	1.6-2.0	2.1-2.5	2.6 or more 2.6 ou plus	
		Québec - Con.-fin						
Rimouski .....	8,865	1,975	3,790	1,730	935	220	215	0.9
Owned - Possédé.....	6,730	1,455	2,815	1,360	725	190	185	0.9
Rented - Loué .....	2,135	520	975	370	210	--	--	0.9
Rouville .....	4,305	1,605	1,965	530	180	--	--	0.7
Owned - Possédé.....	3,015	1,285	1,300	320	100	--	--	0.7
Rented - Loué .....	1,290	320	665	210	--	--	--	0.8
Saguenay .....	6,875	1,025	2,480	1,310	875	270	915	1.1
Owned - Possédé.....	5,340	640	1,805	1,045	750	235	865	1.2
Rented - Loué .....	1,535	385	675	265	125	--	--	0.9
Shefford .....	9,525	2,560	4,695	1,545	550	105	--	0.8
Owned - Possédé.....	5,280	1,760	2,420	790	235	--	--	0.7
Rented - Loué .....	4,245	800	2,275	755	315	--	--	0.9
Sherbrooke .....	14,105	3,250	7,445	2,305	915	115	--	0.8
Owned - Possédé.....	5,645	1,640	2,675	920	335	--	--	0.8
Rented - Loué .....	8,460	1,610	4,770	1,385	580	--	--	0.9
Soulanges.....	2,120	1,000	875	180	--	--	--	0.6
Owned - Possédé.....	1,615	825	615	135	--	--	--	0.6
Rented - Loué .....	505	175	260	--	--	--	--	0.7
Stanstead.....	7,805	2,650	3,490	1,175	385	--	--	0.7
Owned - Possédé.....	4,565	1,825	1,860	645	190	--	--	0.7
Rented - Loué .....	3,240	825	1,630	530	195	--	--	0.8
St-Hyacinthe.....	8,400	2,485	4,305	1,200	325	--	--	0.8
Owned - Possédé.....	3,875	1,465	1,795	500	--	--	--	0.7
Rented - Loué .....	4,525	1,020	2,510	700	235	--	--	0.8
St-Jean .....	6,175	1,560	3,045	1,105	380	--	--	0.8
Owned - Possédé.....	2,770	900	1,275	460	115	--	--	0.7
Rented - Loué .....	3,405	660	1,770	645	265	--	--	0.9
St-Maurice .....	19,190	4,105	9,590	3,690	1,380	255	170	0.9
Owned - Possédé.....	7,255	2,025	3,215	1,365	495	--	--	0.8
Rented - Loué .....	11,935	2,080	6,375	2,325	885	170	100	0.9
Témiscamingue.....	10,730	1,850	4,800	2,335	1,125	300	320	1.0
Owned - Possédé.....	5,910	1,110	2,540	1,185	610	235	230	1.0
Rented - Loué .....	4,820	740	2,260	1,150	515	--	--	1.0
Témiscouata .....	11,350	2,720	4,810	2,200	1,100	250	270	0.9
Owned - Possédé.....	9,260	2,200	3,895	1,815	895	210	245	0.9
Rented - Loué .....	2,090	520	915	385	205	--	--	0.9
Rivière-du-Loup.....	6,630	1,855	2,870	1,205	540	--	--	0.8
Owned - Possédé.....	5,210	1,460	2,265	940	415	--	--	0.8
Rented - Loué .....	1,420	395	605	265	125	--	--	0.8
Témiscouata .....	4,720	865	1,940	995	560	160	200	1.0
Owned - Possédé.....	4,050	740	1,630	875	480	140	185	1.0
Rented - Loué .....	670	125	310	120	--	--	--	0.9
Terrebonne.....	15,010	3,970	6,995	2,680	1,030	200	135	0.8
Owned - Possédé.....	8,785	2,700	3,915	1,425	545	115	--	0.8
Rented - Loué .....	6,225	1,270	3,080	1,255	485	--	--	0.9
Vaudreuil .....	4,075	1,535	1,955	355	190	--	--	0.7
Owned - Possédé.....	2,880	1,215	1,290	230	120	--	--	0.6
Rented - Loué .....	1,195	320	665	125	--	--	--	0.8
Verchères.....	3,785	1,155	1,825	510	220	--	--	0.8
Owned - Possédé.....	2,520	860	1,120	355	140	--	--	0.8
Rented - Loué .....	1,265	295	705	155	--	--	--	0.8
Wolfe.....	3,570	1,235	1,450	535	265	--	--	0.8
Owned - Possédé.....	3,020	1,065	1,210	470	210	--	--	0.8
Rented - Loué .....	550	170	240	--	--	--	--	0.8
Yamaska.....	3,290	1,330	1,415	380	140	--	--	0.7
Owned - Possédé.....	2,875	1,150	1,255	325	120	--	--	0.7
Rented - Loué .....	415	180	160	--	--	--	--	0.7

TABLE 53. Occupied dwellings by tenure showing number of persons per room, for counties and census divisions, 1951 - Continued

TABLEAU 53. Logements occupés selon le mode d'occupation et nombre de personnes par pièce, comtés et divisions de recensement, 1951 - suite

County or census division, and tenure Comté ou division de recensement et mode d'occupation	Total	Number of persons per room Nombre de personnes par pièce						Average number of persons per room Moyenne de personnes par pièce
		0.5 or less 0.5 ou moins	0.6-1.0	1.1-1.5	1.6-2.0	2.1-2.5	2.6 or more 2.6 ou plus	
<b>Ontario</b> .....	<b>1,181,125</b>	<b>454,045</b>	<b>575,350</b>	<b>106,200</b>	<b>31,955</b>	<b>5,800</b>	<b>7,775</b>	<b>0.7</b>
Owned - Possédé .....	821,335	349,970	384,520	63,315	16,250	3,120	4,160	0.6
Rented - Loué .....	359,790	104,075	190,830	42,885	15,705	2,680	3,615	0.8
<b>Algoma</b> .....	<b>15,335</b>	<b>4,585</b>	<b>7,720</b>	<b>1,970</b>	<b>660</b>	<b>135</b>	<b>265</b>	<b>0.8</b>
Owned - Possédé .....	11,345	3,660	5,545	1,395	430	120	195	0.8
Rented - Loué .....	3,990	925	2,175	575	230	--	--	0.8
<b>Brant</b> .....	<b>19,845</b>	<b>8,310</b>	<b>9,580</b>	<b>1,335</b>	<b>420</b>	<b>120</b>	<b>--</b>	<b>0.6</b>
Owned - Possédé .....	13,875	6,590	6,265	725	200	--	--	0.6
Rented - Loué .....	5,970	1,720	3,315	610	220	--	--	0.7
<b>Bruce</b> .....	<b>11,770</b>	<b>6,525</b>	<b>4,350</b>	<b>635</b>	<b>155</b>	<b>--</b>	<b>--</b>	<b>0.5</b>
Owned - Possédé .....	9,745	5,685	3,440	450	--	--	--	0.5
Rented - Loué .....	2,025	840	910	185	--	--	--	0.7
<b>Carleton</b> .....	<b>58,580</b>	<b>19,530</b>	<b>30,410</b>	<b>5,970</b>	<b>1,950</b>	<b>330</b>	<b>390</b>	<b>0.7</b>
Owned - Possédé .....	28,125	11,285	13,945	2,180	530	--	115	0.6
Rented - Loué .....	30,455	8,245	16,465	3,790	1,420	260	275	0.8
<b>Cochrane</b> .....	<b>19,415</b>	<b>4,375</b>	<b>10,005</b>	<b>3,000</b>	<b>1,325</b>	<b>310</b>	<b>400</b>	<b>0.9</b>
Owned - Possédé .....	10,975	2,685	5,410	1,625	805	190	260	0.9
Rented - Loué .....	8,440	1,690	4,595	1,375	520	120	140	0.9
<b>Dufferin</b> .....	<b>4,230</b>	<b>2,345</b>	<b>1,655</b>	<b>175</b>	<b>--</b>	<b>--</b>	<b>--</b>	<b>0.5</b>
Owned - Possédé .....	3,550	2,070	1,320	120	--	--	--	0.5
Rented - Loué .....	680	275	335	--	--	--	--	0.6
<b>Dundas</b> .....	<b>4,295</b>	<b>2,315</b>	<b>1,635</b>	<b>230</b>	<b>--</b>	<b>--</b>	<b>--</b>	<b>0.5</b>
Owned - Possédé .....	3,300	1,915	1,190	140	--	--	--	0.5
Rented - Loué .....	995	400	445	--	--	--	--	0.6
<b>Durham</b> .....	<b>8,620</b>	<b>4,495</b>	<b>3,450</b>	<b>505</b>	<b>140</b>	<b>--</b>	<b>--</b>	<b>0.6</b>
Owned - Possédé .....	6,365	3,630	2,365	295	--	--	--	0.5
Rented - Loué .....	2,255	865	1,085	210	--	--	--	0.7
<b>Elgin</b> .....	<b>15,330</b>	<b>7,855</b>	<b>6,415</b>	<b>790</b>	<b>210</b>	<b>--</b>	<b>--</b>	<b>0.6</b>
Owned - Possédé .....	10,980	6,400	4,150	330	--	--	--	0.5
Rented - Loué .....	4,350	1,455	2,265	460	125	--	--	0.7
<b>Essex</b> .....	<b>57,525</b>	<b>19,960</b>	<b>29,920</b>	<b>5,665</b>	<b>1,530</b>	<b>250</b>	<b>200</b>	<b>0.7</b>
Owned - Possédé .....	37,690	14,705	18,920	3,190	690	110	--	0.7
Rented - Loué .....	19,835	5,255	11,000	2,475	840	140	125	0.8
<b>Frontenac</b> .....	<b>16,010</b>	<b>6,155</b>	<b>7,510</b>	<b>1,550</b>	<b>565</b>	<b>--</b>	<b>145</b>	<b>0.7</b>
Owned - Possédé .....	9,370	4,205	4,045	715	275	--	--	0.6
Rented - Loué .....	6,640	1,950	3,465	835	290	--	--	0.7
<b>Glengarry</b> .....	<b>4,305</b>	<b>2,110</b>	<b>1,585</b>	<b>380</b>	<b>145</b>	<b>--</b>	<b>--</b>	<b>0.6</b>
Owned - Possédé .....	3,405	1,750	1,235	280	--	--	--	0.6
Rented - Loué .....	900	360	350	100	--	--	--	0.7
<b>Grenville</b> .....	<b>4,845</b>	<b>2,700</b>	<b>1,730</b>	<b>310</b>	<b>--</b>	<b>--</b>	<b>--</b>	<b>0.5</b>
Owned - Possédé .....	3,430	2,145	1,065	170	--	--	--	0.5
Rented - Loué .....	1,415	555	665	140	--	--	--	0.7
<b>Grey</b> .....	<b>16,565</b>	<b>8,580</b>	<b>6,845</b>	<b>850</b>	<b>215</b>	<b>--</b>	<b>--</b>	<b>0.6</b>
Owned - Possédé .....	13,335	7,215	5,300	605	160	--	--	0.5
Rented - Loué .....	3,230	1,365	1,545	245	--	--	--	0.6
<b>Haldimand</b> .....	<b>6,735</b>	<b>3,580</b>	<b>2,655</b>	<b>325</b>	<b>110</b>	<b>--</b>	<b>--</b>	<b>0.5</b>
Owned - Possédé .....	5,135	3,010	1,810	215	--	--	--	0.5
Rented - Loué .....	1,600	570	845	110	--	--	--	0.7
<b>Halliburton</b> .....	<b>2,050</b>	<b>840</b>	<b>940</b>	<b>200</b>	<b>--</b>	<b>--</b>	<b>--</b>	<b>0.7</b>
Owned - Possédé .....	1,710	740	760	155	--	--	--	0.7
Rented - Loué .....	340	100	180	--	--	--	--	0.7
<b>Halton</b> .....	<b>12,215</b>	<b>5,185</b>	<b>6,055</b>	<b>720</b>	<b>175</b>	<b>--</b>	<b>--</b>	<b>0.6</b>
Owned - Possédé .....	9,380	4,330	4,455	455	105	--	--	0.6
Rented - Loué .....	2,835	855	1,600	265	--	--	--	0.7
<b>Hastings</b> .....	<b>19,740</b>	<b>8,100</b>	<b>9,140</b>	<b>1,670</b>	<b>590</b>	<b>110</b>	<b>130</b>	<b>0.6</b>
Owned - Possédé .....	12,940	6,255	5,335	870	320	--	--	0.6
Rented - Loué .....	6,800	1,845	3,805	800	270	--	--	0.8
<b>Huron</b> .....	<b>13,870</b>	<b>7,895</b>	<b>5,230</b>	<b>605</b>	<b>110</b>	<b>--</b>	<b>--</b>	<b>0.5</b>
Owned - Possédé .....	10,895	6,680	3,730	410	--	--	--	0.5
Rented - Loué .....	2,975	1,215	1,500	195	--	--	--	0.6

TABLE 53. Occupied dwellings by tenure showing number of persons per room, for counties and census divisions, 1951 - Continued

TABLEAU 53. Logements occupés selon le mode d'occupation et nombre de personnes par pièce, comtés et divisions de recensement, 1951 - suite

County or census division, and tenure Comté ou division de recensement et mode d'occupation	Total	Number of persons per room — Nombre de personnes par pièce						Average number of persons per room — Moyenne de personnes par pièce
		0.5 or less — 0.5 ou moins	0.6-1.0	1.1-1.5	1.6-2.0	2.1-2.5	2.6 or more — 2.6 ou plus	
		<b>Ontario - Con.-suite</b>						
Kenora .....	10,205	2,675	4,630	1,125	690	255	830	0.9
Owned - Possédé .....	6,660	1,950	3,005	715	410	160	420	0.8
Rented - Loué .....	3,545	725	1,625	410	280	--	410	1.0
Kent .....	22,180	9,820	10,090	1,655	495	--	--	0.6
Owned - Possédé .....	15,270	7,685	6,440	895	205	--	--	0.6
Rented - Loué .....	6,910	2,135	3,650	760	290	--	--	0.7
Lambton .....	20,610	9,165	9,075	1,670	475	125	100	0.6
Owned - Possédé .....	15,835	7,680	6,645	1,110	260	--	--	0.6
Rented - Loué .....	4,775	1,485	2,430	560	215	--	--	0.7
Lanark .....	9,675	4,625	4,160	635	185	--	--	0.6
Owned - Possédé .....	7,095	3,605	2,955	375	105	--	--	0.6
Rented - Loué .....	2,580	1,020	1,205	260	--	--	--	0.7
Leeds .....	10,295	5,210	4,045	780	180	--	--	0.6
Owned - Possédé .....	6,975	3,860	2,545	455	--	--	--	0.5
Rented - Loué .....	3,320	1,350	1,500	325	--	--	--	0.7
Lennox & Addington .....	5,440	2,840	2,040	360	115	--	--	0.6
Owned - Possédé .....	4,235	2,400	1,530	210	--	--	--	0.5
Rented - Loué .....	1,205	440	510	150	--	--	--	0.7
Lincoln .....	24,300	9,270	12,150	2,120	560	100	100	0.7
Owned - Possédé .....	16,845	7,135	8,190	1,225	230	--	--	0.6
Rented - Loué .....	7,455	2,135	3,960	895	330	--	--	0.8
Manitoulin .....	2,805	1,210	995	215	150	--	145	0.7
Owned - Possédé .....	2,430	1,030	865	175	135	--	140	0.7
Rented - Loué .....	375	180	130	--	--	--	--	0.6
Middlesex .....	44,090	18,580	21,280	3,130	820	--	190	0.6
Owned - Possédé .....	30,425	14,315	13,845	1,775	345	--	100	0.6
Rented - Loué .....	13,665	4,265	7,435	1,355	475	--	--	0.7
Muskoka .....	6,860	3,100	2,900	505	235	--	--	0.6
Owned - Possédé .....	5,480	2,625	2,225	385	165	--	--	0.6
Rented - Loué .....	1,380	475	675	120	--	--	--	0.7
Nipissing .....	11,485	3,135	5,375	1,745	745	165	320	0.8
Owned - Possédé .....	8,375	2,395	3,870	1,240	515	130	225	0.8
Rented - Loué .....	3,110	740	1,505	505	230	--	--	0.9
Norfolk .....	11,785	5,865	4,820	805	235	--	--	0.6
Owned - Possédé .....	8,215	4,500	3,095	505	--	--	--	0.5
Rented - Loué .....	3,570	1,365	1,725	300	145	--	--	0.7
Northumberland .....	9,495	5,140	3,570	565	180	--	--	0.5
Owned - Possédé .....	6,955	4,205	2,265	385	--	--	--	0.5
Rented - Loué .....	2,540	935	1,305	180	--	--	--	0.7
Ontario .....	23,005	9,290	11,145	1,805	610	--	--	0.6
Owned - Possédé .....	16,485	7,545	7,580	1,030	255	--	--	0.6
Rented - Loué .....	6,520	1,745	3,565	775	355	--	--	0.8
Oxford .....	16,440	8,240	6,995	905	195	--	--	0.6
Owned - Possédé .....	11,660	6,445	4,645	475	--	--	--	0.5
Rented - Loué .....	4,780	1,795	2,350	430	140	--	--	0.7
Parry Sound .....	7,255	2,910	3,160	715	320	--	--	0.7
Owned - Possédé .....	5,795	2,400	2,535	520	220	--	--	0.7
Rented - Loué .....	1,460	510	625	195	100	--	--	0.7
Peel .....	14,505	5,445	7,010	1,375	440	115	120	0.7
Owned - Possédé .....	10,515	4,490	5,005	730	205	--	--	0.6
Rented - Loué .....	3,990	955	2,005	645	235	100	--	0.8
Perth .....	14,740	7,835	6,065	670	130	--	--	0.6
Owned - Possédé .....	11,430	6,650	4,270	410	--	--	--	0.5
Rented - Loué .....	3,310	1,185	1,795	260	--	--	--	0.7
Peterborough .....	15,985	6,270	7,815	1,415	365	--	--	0.7
Owned - Possédé .....	11,265	4,810	5,305	885	195	--	--	0.6
Rented - Loué .....	4,720	1,460	2,510	530	170	--	--	0.7
Prescott .....	5,590	2,060	2,365	800	275	--	--	0.7
Owned - Possédé .....	4,245	1,710	1,755	570	180	--	--	0.7
Rented - Loué .....	1,345	350	610	230	--	--	--	0.8

**TABLE 53. Occupied dwellings by tenure showing number of persons per room, for counties and census divisions, 1951 - Continued**

**TABLEAU 53. Logements occupés selon le mode d'occupation et nombre de personnes par pièce, comtés et divisions de recensement, 1951 - suite**

County or census division, and tenure Comté ou division de recensement et mode d'occupation	Total	Number of persons per room Nombre de personnes par pièce					Average number of persons per room Moyenne de personnes par pièce	
		0.5 or less 0.5 ou moins	0.6-1.0	1.1-1.5	1.6-2.0	2.1-2.5		2.6 or more 2.6 ou plus
		<b>Ontario - Con. - fin</b>						
Prince Edward .....	5,310	3,075	1,890	240	--	--	0.5	
Owned - Possédé .....	3,740	2,500	1,070	120	--	--	0.5	
Rented - Loué .....	1,570	575	820	120	--	--	0.7	
Rainy River .....	5,740	1,450	2,870	755	360	--	0.9	
Owned - Possédé .....	4,590	1,200	2,255	600	285	--	0.9	
Rented - Loué .....	1,150	250	615	155	--	--	0.9	
Renfrew .....	15,655	5,575	7,260	1,645	765	160	0.7	
Owned - Possédé .....	11,680	4,485	5,185	1,180	515	130	0.7	
Rented - Loué .....	3,975	1,090	2,075	465	250	--	0.8	
Russell .....	3,825	1,265	1,660	575	235	--	0.8	
Owned - Possédé .....	3,115	1,070	1,335	460	175	--	0.8	
Rented - Loué .....	710	195	325	115	--	--	0.8	
Simcoe .....	27,390	12,610	11,730	2,035	710	130	0.6	
Owned - Possédé .....	20,560	10,420	8,150	1,305	490	--	0.6	
Rented - Loué .....	6,830	2,190	3,580	730	220	--	0.7	
Stormont .....	11,705	3,705	5,745	1,440	590	120	0.7	
Owned - Possédé .....	6,510	2,490	2,970	695	220	--	0.7	
Rented - Loué .....	5,195	1,215	2,775	745	370	--	0.8	
Sudbury .....	24,340	4,490	12,245	4,590	1,990	495	0.9	
Owned - Possédé .....	14,050	3,010	6,865	2,620	1,000	235	0.9	
Rented - Loué .....	10,290	1,480	5,380	1,970	990	260	1.0	
Thunder Bay .....	26,860	7,325	14,600	3,295	1,040	195	0.8	
Owned - Possédé .....	19,020	5,555	10,250	2,150	670	120	0.8	
Rented - Loué .....	7,840	1,770	4,350	1,145	370	--	0.8	
Timiskaming .....	12,730	3,290	6,415	2,010	720	145	0.8	
Owned - Possédé .....	7,660	2,315	3,665	1,085	425	--	0.8	
Rented - Loué .....	5,070	975	2,750	925	295	--	0.9	
Victoria .....	7,830	4,250	2,975	460	110	--	0.5	
Owned - Possédé .....	6,120	3,575	2,175	290	--	--	0.5	
Rented - Loué .....	1,710	675	800	170	--	--	0.7	
Waterloo .....	32,600	12,355	16,815	2,555	760	--	0.7	
Owned - Possédé .....	23,180	9,735	11,530	1,545	310	--	0.6	
Rented - Loué .....	9,420	2,620	5,285	1,010	450	--	0.8	
Welland .....	32,345	11,970	16,440	2,930	770	100	0.7	
Owned - Possédé .....	23,010	9,460	11,245	1,830	365	--	0.6	
Rented - Loué .....	9,335	2,510	5,195	1,100	405	--	0.8	
Wellington .....	17,765	8,510	7,785	1,180	235	--	0.6	
Owned - Possédé .....	13,050	6,820	5,315	750	145	--	0.6	
Rented - Loué .....	4,715	1,690	2,470	430	--	--	0.7	
Wentworth .....	70,070	25,085	36,470	6,570	1,515	165	0.7	
Owned - Possédé .....	47,735	18,745	24,425	3,730	635	--	0.7	
Rented - Loué .....	22,335	6,340	12,045	2,840	880	--	0.8	
York .....	288,935	100,965	153,935	26,040	6,125	850	0.7	
Owned - Possédé .....	205,575	76,200	109,230	16,560	2,940	350	0.7	
Rented - Loué .....	83,360	24,765	44,705	9,480	3,185	500	0.8	
<b>Manitoba</b>								
Owned - Possédé .....	202,400	57,415	105,310	23,460	9,530	2,185	0.8	
Rented - Loué .....	144,645	44,190	71,785	16,440	6,820	1,740	0.8	
Total .....	57,755	13,225	33,525	7,020	2,710	445	0.8	
Division No. 1 .....	5,380	1,040	2,270	855	680	165	1.0	
Owned - Possédé .....	4,735	885	2,050	775	585	155	1.0	
Rented - Loué .....	645	155	220	--	--	--	1.0	
Division No. 2 .....	8,955	2,595	3,795	1,455	705	180	0.8	
Owned - Possédé .....	7,630	2,170	3,240	1,270	605	145	0.8	
Rented - Loué .....	1,325	425	555	185	100	--	0.8	
Division No. 3 .....	6,030	2,370	2,795	605	205	--	0.7	
Owned - Possédé .....	4,685	1,900	2,115	465	160	--	0.7	
Rented - Loué .....	1,345	470	680	140	--	--	0.7	
Division No. 4 .....	4,230	1,930	1,875	290	--	--	0.6	
Owned - Possédé .....	3,165	1,550	1,315	200	--	--	0.6	
Rented - Loué .....	1,065	380	560	--	--	--	0.7	

TABLE 53. Occupied dwellings by tenure showing number of persons per room, for counties and census divisions, 1951 - Continued

TABLEAU 53. Logements occupés selon le mode d'occupation et nombre de personnes par pièce, comtés et divisions de recensement, 1951 - suite

County or census division, and tenure Comté ou division de recensement et mode d'occupation	Total	Number of persons per room Nombre de personnes par pièce					Average number of persons per room Moyenne de personnes par pièce	
		0.5 or less 0.5 ou moins	0.6-1.0	1.1-1.5	1.6-2.0	2.1-2.5		2.6 or more 2.6 ou plus
<b>Manitoba - Con. - fin</b>								
Division No. 5	13,900	3,445	7,375	1,805	780	210	285	0.8
Owned - Possédé	11,495	2,890	5,980	1,575	660	170	220	0.8
Rented - Loué	2,405	555	1,395	230	120	--	--	0.8
Division No. 6	88,090	24,080	51,145	9,475	2,490	360	540	0.8
Owned - Possédé	52,400	16,910	29,110	4,980	1,020	150	230	0.7
Rented - Loué	35,690	7,170	22,035	4,495	1,470	210	310	0.8
Division No. 7	10,740	3,910	5,390	970	340	--	--	0.7
Owned - Possédé	7,370	2,845	3,580	645	220	--	--	0.7
Rented - Loué	3,370	1,065	1,810	325	120	--	--	0.7
Division No. 8	5,435	2,310	2,440	380	165	--	115	0.7
Owned - Possédé	4,060	1,895	1,685	255	110	--	--	0.6
Rented - Loué	1,375	415	755	125	--	--	--	0.7
Division No. 9	15,240	4,130	8,440	1,785	610	135	140	0.8
Owned - Possédé	12,415	3,580	6,860	1,320	435	120	100	0.8
Rented - Loué	2,825	550	1,580	465	175	--	--	0.9
Division No. 10	5,040	1,675	2,240	605	290	100	130	0.8
Owned - Possédé	4,250	1,460	1,825	520	240	--	120	0.8
Rented - Loué	790	215	415	--	--	--	--	0.8
Division No. 11	7,030	2,670	3,240	655	265	--	125	0.7
Owned - Possédé	5,610	2,135	2,600	510	195	--	100	0.7
Rented - Loué	1,420	535	640	145	--	--	--	0.7
Division No. 12	5,640	1,205	2,460	990	490	165	330	1.0
Owned - Possédé	4,995	1,090	2,105	930	435	135	300	1.0
Rented - Loué	645	115	355	--	--	--	--	0.9
Division No. 13	6,320	1,650	2,950	800	510	135	275	0.9
Owned - Possédé	5,500	1,475	2,515	705	440	125	240	0.9
Rented - Loué	820	175	435	--	--	--	--	0.9
Division No. 14	6,185	1,705	2,800	785	545	140	210	0.8
Owned - Possédé	5,225	1,385	2,325	705	490	130	190	0.9
Rented - Loué	960	320	475	--	--	--	--	0.8
Division No. 15	3,210	955	1,435	440	225	--	--	0.8
Owned - Possédé	2,820	865	1,235	400	185	--	--	0.8
Rented - Loué	390	--	200	--	--	--	--	0.8
Division No. 16	10,975	1,745	4,660	1,565	1,145	350	1,510	1.2
Owned - Possédé	8,290	1,155	3,245	1,185	975	315	1,415	1.2
Rented - Loué	2,685	590	1,415	380	170	--	--	0.9
<b>Saskatchewan</b>	<b>221,455</b>	<b>66,430</b>	<b>104,255</b>	<b>28,445</b>	<b>13,095</b>	<b>3,510</b>	<b>5,720</b>	<b>0.8</b>
Owned - Possédé	164,800	52,025	74,490	21,280	9,695	2,810	4,500	0.8
Rented - Loué	56,655	14,405	29,765	7,165	3,400	700	1,220	0.8
Division No. 1	9,475	3,385	4,320	1,105	410	115	140	0.7
Owned - Possédé	7,205	2,750	3,195	785	295	--	110	0.7
Rented - Loué	2,270	635	1,125	320	115	--	--	0.8
Division No. 2	8,700	3,255	3,910	1,015	385	--	--	0.7
Owned - Possédé	6,080	2,435	2,585	715	255	--	--	0.7
Rented - Loué	2,620	820	1,325	300	130	--	--	0.8
Division No. 3	8,175	2,960	3,855	845	375	--	--	0.7
Owned - Possédé	6,165	2,295	2,860	615	295	--	--	0.7
Rented - Loué	2,010	665	995	230	--	--	--	0.7
Division No. 4	5,005	1,945	2,215	545	225	--	--	0.7
Owned - Possédé	3,845	1,545	1,625	470	170	--	--	0.7
Rented - Loué	1,160	400	590	--	--	--	--	0.7
Division No. 5	12,950	4,185	6,130	1,505	595	215	320	0.8
Owned - Possédé	10,470	3,515	4,780	1,220	525	190	240	0.8
Rented - Loué	2,480	670	1,350	285	--	--	--	0.8
Division No. 6	30,535	8,940	15,800	3,665	1,495	210	425	0.8
Owned - Possédé	19,735	6,440	9,870	2,260	790	115	260	0.7
Rented - Loué	10,800	2,500	5,930	1,405	705	--	165	0.8
Division No. 7	14,620	4,875	7,435	1,650	460	105	--	0.7
Owned - Possédé	9,620	3,765	4,485	1,075	200	--	--	0.7
Rented - Loué	5,000	1,110	2,950	575	260	--	--	0.8



TABLE 53. Occupied dwellings by tenure showing number of persons per room, for counties and census divisions, 1951 - Continued

TABLEAU 53. Logements occupés selon le mode d'occupation et nombre de personnes par pièce, comtés et divisions de recensement, 1951 - suite

County or census division, and tenure Comté ou division de recensement et mode d'occupation	Total	Number of persons per room — Nombre de personnes par pièce						Average number of persons per room — Moyenne de personnes par pièce
		0.5 or less — 0.5 ou moins	0.6-1.0	1.1-1.5	1.6-2.0	2.1-2.5	2.6 or more — 2.6 ou plus	
<b>Saskatchewan - Con.-fin</b>								
Division No. 8 .....	10,230	3,535	4,930	1,150	460	--	--	0.7
Owned - Possédé .....	7,205	2,710	3,375	785	265	--	--	0.7
Rented - Loué .....	3,025	825	1,555	365	195	--	--	0.8
Division No. 9 .....	14,275	3,325	6,840	2,245	1,035	365	465	0.9
Owned - Possédé .....	11,575	2,655	5,470	1,905	840	310	395	0.9
Rented - Loué .....	2,700	670	1,370	340	195	--	--	0.8
Division No. 10 .....	9,580	2,640	4,105	1,500	755	230	350	0.9
Owned - Possédé .....	8,045	2,200	3,420	1,280	655	195	295	0.9
Rented - Loué .....	1,535	440	685	220	100	--	--	0.8
Division No. 11 .....	23,525	7,520	12,385	2,465	800	200	155	0.7
Owned - Possédé .....	16,005	5,780	8,085	1,500	450	110	--	0.7
Rented - Loué .....	7,520	1,740	4,300	965	350	--	--	0.8
Division No. 12 .....	7,795	2,895	3,425	930	345	--	130	0.7
Owned - Possédé .....	5,725	2,170	2,465	705	240	--	100	0.7
Rented - Loué .....	2,070	725	960	225	105	--	--	0.7
Division No. 13 .....	8,205	2,875	3,470	1,030	555	125	150	0.8
Owned - Possédé .....	6,135	2,340	2,475	715	405	100	100	0.8
Rented - Loué .....	2,070	535	995	315	150	--	--	0.8
Division No. 14 .....	16,360	4,050	7,200	2,555	1,525	390	640	0.9
Owned - Possédé .....	13,350	3,245	5,790	2,155	1,265	340	555	0.9
Rented - Loué .....	3,010	805	1,410	400	260	--	--	0.9
Division No. 15 .....	19,670	4,600	9,065	2,900	1,710	585	810	0.9
Owned - Possédé .....	15,630	3,730	6,890	2,400	1,465	500	645	0.9
Rented - Loué .....	4,040	870	2,175	500	245	--	165	0.9
Division No. 16 .....	11,250	2,670	5,025	1,900	955	255	445	0.9
Owned - Possédé .....	8,865	2,135	3,885	1,525	740	235	345	0.9
Rented - Loué .....	2,385	535	1,140	375	215	--	100	0.9
Division No. 17 .....	7,770	2,380	3,255	1,035	585	215	300	0.9
Owned - Possédé .....	6,330	2,050	2,560	830	460	205	225	0.9
Rented - Loué .....	1,440	330	695	205	125	--	--	0.9
Division No. 18 .....	3,335	395	890	405	425	185	1,035	1.5
Owned - Possédé .....	2,815	265	675	340	380	165	990	1.7
Rented - Loué .....	520	130	215	--	--	--	--	0.9
<b>Alberta .....</b>	<b>250,750</b>	<b>70,340</b>	<b>124,110</b>	<b>32,025</b>	<b>14,810</b>	<b>3,520</b>	<b>5,945</b>	<b>0.8</b>
Owned - Possédé .....	179,053	54,340	86,300	21,925	9,665	2,480	4,345	0.8
Rented - Loué .....	71,697	16,000	37,810	10,100	5,145	1,040	1,600	0.9
Division No. 1 .....	9,905	3,185	4,785	1,300	420	120	--	0.8
Owned - Possédé .....	6,555	2,480	3,030	790	180	--	--	0.7
Rented - Loué .....	3,350	705	1,755	510	240	--	--	0.9
Division No. 2 .....	18,645	5,470	9,155	2,340	1,010	210	460	0.8
Owned - Possédé .....	12,650	4,190	6,055	1,500	525	--	285	0.8
Rented - Loué .....	5,995	1,280	3,100	840	485	115	175	0.9
Division No. 3 .....	4,625	1,355	2,140	675	260	--	120	0.8
Owned - Possédé .....	3,295	1,005	1,515	485	175	--	--	0.8
Rented - Loué .....	1,330	350	625	190	--	--	--	0.8
Division No. 4 .....	7,960	2,685	3,760	895	425	110	--	0.7
Owned - Possédé .....	5,635	2,090	2,725	505	260	--	--	0.7
Rented - Loué .....	2,325	595	1,035	390	165	--	--	0.9
Division No. 5 .....	4,835	1,875	2,215	500	190	--	--	0.7
Owned - Possédé .....	3,725	1,535	1,655	370	135	--	--	0.7
Rented - Loué .....	1,110	340	560	130	--	--	--	0.8
Division No. 6 .....	55,095	16,970	29,630	5,855	1,970	315	355	0.7
Owned - Possédé .....	35,010	12,330	18,125	3,450	795	165	145	0.7
Rented - Loué .....	20,085	4,640	11,505	2,405	1,175	150	210	0.8
Division No. 7 .....	8,115	2,970	3,630	965	425	--	--	0.7
Owned - Possédé .....	6,330	2,345	2,815	755	310	--	--	0.7
Rented - Loué .....	1,785	625	815	210	115	--	--	0.7
Division No. 8 .....	19,225	5,925	9,355	2,360	995	155	435	0.8
Owned - Possédé .....	14,435	4,855	6,850	1,620	660	105	345	0.7
Rented - Loué .....	4,790	1,070	2,505	740	335	--	--	0.8

TABLE 53. Occupied dwellings by tenure showing number of persons per room, for counties and census divisions, 1951 - Concluded

TABLEAU 53. Logements occupés selon le mode d'occupation et nombre de personnes par pièce, comtés et divisions de recensement, 1951 - fin

County or census division, and tenure Comté ou division de recensement et mode d'occupation	Total	Number of persons per room — Nombre de personnes par pièce						Average number of persons per room — Moyenne de personnes par pièce
		0.5 or less — 0.5 ou moins	0.6-1.0	1.1-1.5	1.6-2.0	2.1-2.5	2.6 or more — 2.6 ou plus	
<b>Alberta—Con.—fin</b>								
Division No. 9 .....	8,780	2,695	3,900	1,270	580	150	185	0.8
Owned — Possédé .....	6,880	2,220	3,030	960	415	115	140	0.8
Rented — Loué .....	1,900	475	870	310	165	--	--	0.9
Division No. 10 .....	13,095	3,195	5,990	1,875	1,175	400	460	0.9
Owned — Possédé .....	11,015	2,655	5,045	1,585	1,010	335	385	0.9
Rented — Loué .....	2,080	540	945	290	165	--	--	0.9
Division No. 11 .....	59,550	14,995	32,550	7,790	2,955	520	740	0.8
Owned — Possédé .....	39,650	11,220	21,310	4,780	1,555	335	450	0.8
Rented — Loué .....	19,900	3,775	11,240	3,010	1,400	185	290	0.9
Division No. 12 .....	4,940	1,275	2,230	795	405	100	135	0.9
Owned — Possédé .....	3,605	990	1,610	590	270	--	--	0.9
Rented — Loué .....	1,335	285	620	205	135	--	--	1.0
Division No. 13 .....	7,015	1,335	2,645	1,000	975	335	725	1.1
Owned — Possédé .....	6,120	1,070	2,325	870	920	305	630	1.1
Rented — Loué .....	895	265	320	130	--	--	--	0.9
Division No. 14 .....	12,080	2,645	5,155	2,080	1,215	440	545	1.0
Owned — Possédé .....	10,440	2,315	4,520	1,775	1,015	370	445	1.0
Rented — Loué .....	1,640	330	635	305	200	--	100	1.0
Division No. 15 .....	5,430	1,030	2,200	845	600	205	550	1.1
Owned — Possédé .....	4,295	830	1,765	680	445	165	410	1.1
Rented — Loué .....	1,135	200	435	165	155	--	140	1.2
Division No. 16 .....	8,915	2,365	3,945	1,265	820	215	305	0.9
Owned — Possédé .....	7,245	1,915	3,230	1,020	670	180	230	0.9
Rented — Loué .....	1,670	450	715	245	150	--	--	0.9
Division No. 17 .....	2,540	370	825	215	390	--	655	1.5
Owned — Possédé .....	2,170	295	695	190	325	--	585	1.6
Rented — Loué .....	370	--	130	--	--	--	--	1.2
<b>British Columbia</b> .....	<b>337,780</b>	<b>117,060</b>	<b>172,620</b>	<b>32,250</b>	<b>10,685</b>	<b>1,830</b>	<b>3,335</b>	<b>0.7</b>
Owned — Possédé .....	235,160	90,380	115,560	20,145	5,810	1,170	2,095	0.7
Rented — Loué .....	102,620	26,680	57,060	12,105	4,875	660	1,240	0.8
Division No. 1 .....	7,700	2,355	3,795	950	425	--	125	0.8
Owned — Possédé .....	5,235	1,770	2,540	640	210	--	--	0.7
Rented — Loué .....	2,465	585	1,255	310	215	--	--	0.9
Division No. 2 .....	17,125	5,205	8,935	2,030	670	115	170	0.8
Owned — Possédé .....	11,615	3,960	5,870	1,250	360	--	105	0.7
Rented — Loué .....	5,510	1,245	3,065	780	310	--	--	0.9
Division No. 3 .....	22,455	7,925	10,715	2,425	1,005	130	255	0.7
Owned — Possédé .....	15,960	6,360	7,285	1,545	545	--	155	0.7
Rented — Loué .....	6,495	1,565	3,430	880	460	--	100	0.9
Division No. 4 .....	189,320	66,190	100,560	16,875	4,290	655	750	0.7
Owned — Possédé .....	132,885	51,020	68,405	10,475	2,160	395	430	0.7
Rented — Loué .....	56,435	15,170	32,155	6,400	2,130	260	320	0.8
Division No. 5 .....	64,305	25,125	31,745	5,345	1,505	200	385	0.7
Owned — Possédé .....	45,160	19,520	21,060	3,280	885	140	275	0.7
Rented — Loué .....	19,145	5,605	10,685	2,065	620	--	110	0.8
Division No. 6 .....	12,035	3,615	5,530	1,315	825	200	550	0.8
Owned — Possédé .....	7,765	2,730	3,345	805	440	140	305	0.8
Rented — Loué .....	4,270	885	2,185	510	385	--	245	0.9
Division No. 7 .....	4,775	1,245	2,455	630	280	--	100	0.9
Owned — Possédé .....	2,690	840	1,145	400	180	--	--	0.9
Rented — Loué .....	2,085	405	1,310	230	100	--	--	0.8
Division No. 8 .....	10,975	2,825	4,670	1,565	1,110	260	545	0.9
Owned — Possédé .....	7,455	2,240	3,070	1,005	635	165	340	0.9
Rented — Loué .....	3,520	585	1,600	560	475	--	205	1.0
Division No. 9 .....	4,995	1,595	2,215	575	275	--	265	0.9
Owned — Possédé .....	3,430	1,145	1,455	365	180	--	230	0.9
Rented — Loué .....	1,565	450	760	210	--	--	--	0.8
Division No. 10 .....	4,095	980	2,000	540	300	--	190	0.9
Owned — Possédé .....	2,965	795	1,385	380	215	--	135	0.9
Rented — Loué .....	1,130	185	615	160	--	--	--	1.0

TABLE 54. Occupied dwellings by tenure showing number of persons per room, for incorporated cities, towns, and villages of 10,000 population and over, 1951

TABLEAU 54. Logements occupés selon le mode d'occupation et nombre de personnes par pièce, cités, villes et villages constitués de 10,000 et plus, 1951

City, town or village, and tenure Cité, ville ou village et mode d'occupation	Total	Number of persons per room Nombre de personnes par pièce						Average number of persons per room Moyenne de personnes par pièce
		0.5 or less — 0.5 ou moins	0.6-1.0	1.1-1.5	1.6-2.0	2.1-2.5	2.6 or more — 2.6 ou plus	
		<b>Newfoundland</b>						
St. John's .....	10,570	2,695	4,905	1,670	905	180	215	0.8
Owned — Possédé .....	6,520	2,105	3,255	725	370	--	--	0.7
Rented — Loué .....	4,050	590	1,650	945	535	135	195	1.0
<b>Prince Edward Island</b>								
Charlottetown .....	3,515	1,245	1,685	370	140	--	--	0.7
Owned — Possédé .....	1,595	750	705	--	--	--	--	0.6
Rented — Loué .....	1,920	495	980	275	105	--	--	0.8
<b>Nova Scotia</b>								
Dartmouth .....	3,450	1,045	1,735	530	--	--	--	0.8
Owned — Possédé .....	2,020	775	1,010	205	--	--	--	0.7
Rented — Loué .....	1,430	270	725	325	--	--	--	0.9
Glace Bay .....	5,325	1,335	2,520	955	355	100	--	0.8
Owned — Possédé .....	4,220	1,115	2,030	740	255	--	--	0.8
Rented — Loué .....	1,105	220	490	215	100	--	--	1.0
Halifax .....	18,710	5,260	8,940	2,680	1,295	235	300	0.8
Owned — Possédé .....	8,785	3,090	4,410	1,020	220	--	--	0.7
Rented — Loué .....	9,925	2,170	4,530	1,660	1,075	200	290	0.9
New Waterford .....	2,090	380	1,015	460	135	--	--	0.9
Owned — Possédé .....	1,625	315	800	345	105	--	--	0.9
Rented — Loué .....	465	--	215	115	--	--	--	1.1
Sydney .....	6,325	1,695	3,150	1,015	330	--	--	0.8
Owned — Possédé .....	4,350	1,300	2,190	620	185	--	--	0.8
Rented — Loué .....	1,975	395	960	395	145	--	--	0.9
Truro .....	2,810	1,125	1,375	180	110	--	--	0.6
Owned — Possédé .....	1,705	755	755	115	--	--	--	0.6
Rented — Loué .....	1,105	370	620	--	--	--	--	0.7
<b>New Brunswick</b>								
Edmundston .....	2,180	515	1,125	335	130	--	--	0.8
Owned — Possédé .....	1,165	325	590	135	--	--	--	0.8
Rented — Loué .....	1,015	190	535	200	--	--	--	0.9
Fredericton .....	4,255	1,675	2,190	305	--	--	--	0.6
Owned — Possédé .....	1,985	960	875	105	--	--	--	0.6
Rented — Loué .....	2,270	715	1,315	200	--	--	--	0.7
Moncton .....	6,595	2,205	3,575	625	140	--	--	0.7
Owned — Possédé .....	2,890	1,170	1,460	210	--	--	--	0.6
Rented — Loué .....	3,705	1,035	2,115	415	105	--	--	0.8
Saint John .....	13,180	4,925	6,445	1,235	440	--	--	0.7
Owned — Possédé .....	2,910	1,495	1,215	160	--	--	--	0.6
Rented — Loué .....	10,270	3,430	5,230	1,075	415	--	--	0.7
<b>Québec</b>								
Arvida .....	1,910	240	895	580	155	--	--	1.0
Owned — Possédé .....	385	--	165	145	--	--	--	1.0
Rented — Loué .....	1,525	180	730	435	140	--	--	1.0
Cap-de-la-Madeleine .....	3,795	655	2,005	780	285	--	--	0.9
Owned — Possédé .....	1,945	370	1,015	410	125	--	--	0.9
Rented — Loué .....	1,850	285	990	370	160	--	--	1.0

**TABLE 54. Occupied dwellings by tenure showing number of persons per room, for incorporated cities, towns, and villages of 10,000 population and over, 1951 - Continued**

**TABLEAU 54. Logements occupés selon le mode d'occupation et nombre de personnes par pièce, cités, villes et villages constitués de 10,000 et plus, 1951 - suite**

City, town or village, and tenure  Cité, ville ou village et mode d'occupation	Total	Number of persons per room — Nombre de personnes par pièce						Average number of persons per room — Moyenne de personnes par pièce
		0.5 or less — 0.5 ou moins	0.6-1.0	1.1-1.5	1.6-2.0	2.1-2.5	2.6 or more — 2.6 ou plus	
<b>Québec - Con.-suite</b>								
Chicoutimi .....	3, 875	575	1, 710	925	480	100	--	1.0
Owned - Possédé .....	1, 625	285	755	355	160	--	--	0.9
Rented - Loué .....	2, 250	290	955	570	320	--	--	1.1
Drummondville .....	3, 160	600	1, 770	620	130	--	--	0.9
Owned - Possédé .....	1, 020	260	510	170	--	--	--	0.8
Rented - Loué .....	2, 140	340	1, 260	450	--	--	--	0.9
Granby .....	4, 990	1, 020	2, 690	850	320	--	--	0.9
Owned - Possédé .....	1, 960	505	1, 000	335	--	--	--	0.8
Rented - Loué .....	3, 030	515	1, 690	515	240	--	--	0.9
Grand'Mère .....	2, 390	570	1, 240	405	140	--	--	0.8
Owned - Possédé .....	955	275	470	170	--	--	--	0.8
Rented - Loué .....	1, 435	295	770	235	100	--	--	0.9
Hull .....	9, 325	1, 395	4, 825	1, 925	855	125	200	1.0
Owned - Possédé .....	4, 175	755	2, 230	800	275	--	--	0.9
Rented - Loué .....	5, 150	640	2, 595	1, 125	580	--	140	1.0
Jacques-Cartier .....	4, 780	575	1, 910	1, 120	700	245	230	1.2
Owned - Possédé .....	3, 285	465	1, 345	745	430	155	145	1.1
Rented - Loué .....	1, 495	110	565	375	270	--	--	1.3
Joliette .....	3, 250	735	1, 650	545	220	--	--	0.9
Owned - Possédé .....	1, 030	310	495	145	--	--	--	0.8
Rented - Loué .....	2, 220	425	1, 155	400	180	--	--	0.9
Jonquières .....	3, 755	340	1, 450	1, 080	645	165	--	1.1
Owned - Possédé .....	1, 640	165	700	470	250	--	--	1.1
Rented - Loué .....	2, 115	175	750	610	395	120	--	1.2
Lachine .....	6, 385	1, 650	3, 440	950	255	--	--	0.8
Owned - Possédé .....	2, 675	950	1, 400	260	--	--	--	0.7
Rented - Loué .....	3, 710	700	2, 040	690	205	--	--	0.9
Lasalle .....	2, 790	580	1, 495	475	145	--	--	0.9
Owned - Possédé .....	1, 235	305	595	230	--	--	--	0.8
Rented - Loué .....	1, 555	275	900	245	--	--	--	0.9
Lévis .....	2, 435	710	1, 275	330	110	--	--	0.7
Owned - Possédé .....	1, 385	435	755	155	--	--	--	0.7
Rented - Loué .....	1, 050	275	520	175	--	--	--	0.8
Longueuil .....	2, 485	700	1, 255	395	--	--	--	0.8
Owned - Possédé .....	1, 225	450	580	145	--	--	--	0.7
Rented - Loué .....	1, 260	250	675	250	--	--	--	0.9
Magog .....	2, 725	475	1, 450	555	190	--	--	0.9
Owned - Possédé .....	1, 140	220	575	250	--	--	--	0.9
Rented - Loué .....	1, 585	255	875	305	110	--	--	0.9
Montréal .....	247, 485	61, 660	133, 885	35, 330	12, 740	2, 070	1, 800	0.8
Owned - Possédé .....	43, 215	14, 415	22, 975	4, 500	1, 020	190	115	0.7
Rented - Loué .....	204, 270	47, 245	110, 910	30, 830	11, 720	1, 880	1, 685	0.9
Montréal N. ....	2, 985	440	1, 610	545	300	--	--	0.9
Owned - Possédé .....	1, 675	350	850	280	155	--	--	0.9
Rented - Loué .....	1, 310	--	760	265	145	--	--	1.0
Mont-Royal .....	3, 110	1, 280	1, 735	--	--	--	--	0.6
Owned - Possédé .....	2, 210	945	1, 210	--	--	--	--	0.6
Rented - Loué .....	900	335	525	--	--	--	--	0.6
Outremont .....	7, 420	3, 020	4, 030	340	--	--	--	0.6
Owned - Possédé .....	2, 375	1, 225	1, 090	--	--	--	--	0.5
Rented - Loué .....	5, 045	1, 795	2, 940	290	--	--	--	0.7
Québec .....	34, 970	8, 285	17, 670	5, 710	2, 445	450	410	0.9
Owned - Possédé .....	8, 540	2, 540	3, 930	1, 410	505	--	--	0.8
Rented - Loué .....	26, 430	5, 745	13, 740	4, 300	1, 940	360	345	0.9
Rimouski .....	2, 100	470	1, 060	390	145	--	--	0.8
Owned - Possédé .....	1, 125	260	585	200	--	--	--	0.8
Rented - Loué .....	975	210	475	190	--	--	--	0.9
Rouyn .....	3, 015	425	1, 380	720	380	--	--	1.0
Owned - Possédé .....	1, 125	185	500	260	130	--	--	1.0
Rented - Loué .....	1, 890	240	880	460	250	--	--	1.0

TABLE 54. Occupied dwellings by tenure showing number of persons per room, for incorporated cities, towns, and villages of 10,000 population and over, 1951 - Continued

TABLEAU 54. Logements occupés selon le mode d'occupation et nombre de personnes par pièce, cités, villes et villages constitués de 10,000 et plus, 1951 - suite

City, town or village, and tenure Cité, ville ou village et mode d'occupation	Total	Number of persons per room — Nombre de personnes par pièce						Average number of persons per room — Moyenne de personnes par pièce
		0.5 or less — 0.5 ou moins	0.6-1.0	1.1-1.5	1.6-2.0	2.1-2.5	2.6 or more — 2.6 ou plus	
		<b>Québec - Con. - fin</b>						
St-Hyacinthe.....	4,420	1,095	2,440	675	180	--	--	0.8
Owned - Possédé.....	1,175	390	585	180	--	--	--	0.8
Rented - Loué.....	3,245	705	1,855	495	160	--	--	0.8
St-Jean.....	4,090	820	2,200	725	280	--	--	0.9
Owned - Possédé.....	1,320	340	715	200	--	--	--	0.8
Rented - Loué.....	2,770	480	1,485	525	230	--	--	0.9
St-Jérôme (Terrebonne Co.).....	3,990	700	1,980	885	370	--	--	1.0
Owned - Possédé.....	1,470	285	700	335	120	--	--	0.9
Rented - Loué.....	2,520	415	1,280	550	250	--	--	1.0
St-Laurent.....	4,975	1,245	3,075	485	150	--	--	0.8
Owned - Possédé.....	1,910	470	1,225	170	--	--	--	0.7
Rented - Loué.....	3,065	775	1,850	315	105	--	--	0.8
St-Michel.....	2,255	365	1,120	460	225	--	--	1.0
Owned - Possédé.....	1,395	305	695	255	100	--	--	0.9
Rented - Loué.....	860	--	425	205	125	--	--	1.2
Shawinigan Falls.....	5,670	1,135	2,800	1,215	390	--	--	0.9
Owned - Possédé.....	1,310	355	545	300	--	--	--	0.9
Rented - Loué.....	4,360	780	2,255	915	310	--	--	0.9
Sherbrooke.....	11,545	2,440	6,285	1,960	740	--	--	0.9
Owned - Possédé.....	3,785	1,020	1,850	670	215	--	--	0.8
Rented - Loué.....	7,760	1,420	4,435	1,290	525	--	--	0.9
Sillery.....	2,155	730	1,200	145	--	--	--	0.7
Owned - Possédé.....	1,440	530	800	--	--	--	--	0.7
Rented - Loué.....	715	200	400	--	--	--	--	0.8
Sorel.....	3,065	745	1,485	620	160	--	--	0.8
Owned - Possédé.....	1,400	410	685	210	--	--	--	0.8
Rented - Loué.....	1,665	335	800	410	--	--	--	0.9
Thetford Mines.....	3,330	990	1,665	525	120	--	--	0.8
Owned - Possédé.....	1,945	640	990	230	--	--	--	0.7
Rented - Loué.....	1,385	350	675	295	--	--	--	0.9
Trois-Rivières.....	9,530	1,900	4,940	1,760	710	135	--	0.9
Owned - Possédé.....	2,670	715	1,205	490	190	--	--	0.9
Rented - Loué.....	6,860	1,185	3,735	1,270	520	--	--	0.9
Valleyfield (Salaberry-de).....	4,890	1,145	2,625	760	270	--	--	0.8
Owned - Possédé.....	2,020	580	1,020	300	--	--	--	0.8
Rented - Loué.....	2,870	565	1,605	460	195	--	--	0.9
Verdun.....	19,805	5,100	11,265	2,700	600	100	--	0.8
Owned - Possédé.....	3,130	1,155	1,720	210	--	--	--	0.7
Rented - Loué.....	16,675	3,945	9,545	2,490	560	--	--	0.8
Victoriaville.....	2,890	625	1,510	485	230	--	--	0.9
Owned - Possédé.....	1,335	300	685	235	--	--	--	0.8
Rented - Loué.....	1,555	325	825	250	135	--	--	0.9
Westmount.....	6,260	3,595	2,405	200	--	--	--	0.5
Owned - Possédé.....	3,180	2,040	1,065	--	--	--	--	0.5
Rented - Loué.....	3,080	1,555	1,340	135	--	--	--	0.6
<b>Ontario</b>								
Barrie.....	3,525	1,385	1,715	300	--	--	--	0.6
Owned - Possédé.....	2,225	1,055	1,000	120	--	--	--	0.6
Rented - Loué.....	1,300	330	715	180	--	--	--	0.8
Belleville.....	5,465	2,090	2,815	420	125	--	--	0.6
Owned - Possédé.....	2,945	1,355	1,365	160	--	--	--	0.6
Rented - Loué.....	2,520	735	1,450	260	--	--	--	0.7
Brantford.....	10,375	4,155	5,335	710	135	--	--	0.6
Owned - Possédé.....	6,410	3,030	2,995	340	--	--	--	0.6
Rented - Loué.....	3,965	1,125	2,340	370	--	--	--	0.7
Brockville.....	3,385	1,470	1,630	230	--	--	--	0.6
Owned - Possédé.....	1,635	810	730	--	--	--	--	0.6
Rented - Loué.....	1,750	660	900	145	--	--	--	0.7

**TABLE 54. Occupied dwellings by tenure showing number of persons per room, for incorporated cities, towns, and villages of 10,000 population and over, 1951 - Continued**

**TABLEAU 54. Logements occupés selon le mode d'occupation et nombre de personnes par pièce, cités, villes et villages constitués de 10,000 et plus, 1951 - suite**

City, town or village, and tenure Cité, ville ou village et mode d'occupation	Total	Number of persons per room — Nombre de personnes par pièce						Average number of persons per room — Moyenne de personnes par pièce
		0.5 or less — 0.5 ou moins	0.6-1.0	1.1-1.5	1.6-2.0	2.1-2.5	2.6 or more — 2.6 ou plus	
<b>Ontario - Con. - suite</b>								
Chatham	6,105	2,330	3,185	410	140	--	--	0.7
Owned - Possédé	3,440	1,580	1,630	170	--	--	--	0.6
Rented - Loué	2,665	750	1,555	240	--	--	--	0.8
Cornwall	4,100	1,140	2,210	490	205	--	--	0.8
Owned - Possédé	1,730	530	920	175	--	--	--	0.7
Rented - Loué	2,370	610	1,290	315	135	--	--	0.8
Eastview	3,190	530	1,800	555	240	--	--	0.9
Owned - Possédé	1,450	285	780	265	--	--	--	0.9
Rented - Loué	1,740	245	1,020	290	145	--	--	1.0
Forest Hill	4,250	2,215	1,975	--	--	--	--	0.5
Owned - Possédé	2,885	1,590	1,265	--	--	--	--	0.5
Rented - Loué	1,365	625	710	--	--	--	--	0.6
Fort William	9,300	2,445	5,505	1,115	165	--	--	0.8
Owned - Possédé	6,675	1,910	3,920	755	--	--	--	0.7
Rented - Loué	2,625	535	1,585	360	100	--	--	0.8
Galt	5,470	2,225	2,820	310	110	--	--	0.6
Owned - Possédé	3,520	1,655	1,660	175	--	--	--	0.6
Rented - Loué	1,950	570	1,160	135	--	--	--	0.7
Guelph	7,105	2,770	3,505	655	145	--	--	0.7
Owned - Possédé	4,320	1,870	1,990	370	--	--	--	0.6
Rented - Loué	2,785	900	1,515	285	--	--	--	0.7
Hamilton	55,340	19,065	29,455	5,325	1,190	135	170	0.7
Owned - Possédé	36,090	13,640	18,910	2,965	455	--	--	0.7
Rented - Loué	19,250	5,425	10,545	2,360	735	--	100	0.8
Kingston	8,710	3,380	4,305	725	235	--	--	0.7
Owned - Possédé	4,115	1,920	1,925	190	--	--	--	0.6
Rented - Loué	4,595	1,460	2,380	535	170	--	--	0.7
Kitchener	11,570	3,865	6,280	1,065	315	--	--	0.7
Owned - Possédé	7,500	2,820	3,975	575	120	--	--	0.7
Rented - Loué	4,070	1,045	2,305	490	195	--	--	0.8
Leaside	4,645	1,795	2,760	--	--	--	--	0.6
Owned - Possédé	3,790	1,485	2,240	--	--	--	--	0.6
Rented - Loué	865	310	520	--	--	--	--	0.7
London	26,385	10,295	13,380	2,070	520	--	--	0.7
Owned - Possédé	15,895	7,060	7,605	1,025	170	--	--	0.6
Rented - Loué	10,490	3,235	5,775	1,045	350	--	--	0.7
Mimico	3,015	965	1,735	255	--	--	--	0.7
Owned - Possédé	2,130	715	1,225	165	--	--	--	0.7
Rented - Loué	885	250	510	--	--	--	--	0.7
New Toronto	2,360	570	1,470	265	--	--	--	0.8
Owned - Possédé	1,790	495	1,095	180	--	--	--	0.7
Rented - Loué	570	--	375	--	--	--	--	0.9
Niagara Falls	6,105	2,330	3,060	515	170	--	--	0.7
Owned - Possédé	3,920	1,770	1,805	300	--	--	--	0.6
Rented - Loué	2,185	560	1,255	215	145	--	--	0.8
North Bay	4,400	1,305	2,420	500	125	--	--	0.7
Owned - Possédé	3,005	975	1,585	335	--	--	--	0.7
Rented - Loué	1,395	330	835	165	--	--	--	0.8
Orillia	3,430	1,455	1,600	270	--	--	--	0.6
Owned - Possédé	2,435	1,115	1,085	175	--	--	--	0.6
Rented - Loué	995	340	515	--	--	--	--	0.7
Oshawa	11,225	3,790	6,075	995	305	--	--	0.7
Owned - Possédé	8,245	3,035	4,415	625	140	--	--	0.7
Rented - Loué	2,980	755	1,660	370	165	--	--	0.8
Ottawa	48,965	16,085	25,925	4,840	1,540	275	300	0.7
Owned - Possédé	21,260	8,400	10,960	1,490	310	--	--	0.6
Rented - Loué	27,705	7,685	14,965	3,350	1,230	235	240	0.8
Owen Sound	4,465	1,790	2,275	305	--	--	--	0.6
Owned - Possédé	3,080	1,315	1,505	200	--	--	--	0.6
Rented - Loué	1,385	475	770	105	--	--	--	0.7

TABLE 54. Occupied dwellings by tenure showing number of persons per room, for incorporated cities, towns, and villages of 10,000 population and over, 1951 - Continued

TABLEAU 54. Logements occupés selon le mode d'occupation et nombre de personnes par pièce, cités, villes et villages constitués de 10,000 et plus, 1951 - suite

City, town or village, and tenure Cité, ville ou village et mode d'occupation	Total	Number of persons per room Nombre de personnes par pièce					Average number of persons per room Moyenne de personnes par pièce	
		0.5 or less — 0.5 ou moins	0.6-1.0	1.1-1.5	1.6-2.0	2.1-2.5		2.6 or more — 2.6 ou plus
<b>Ontario - Con.-fin</b>								
Pembroke .....	3,045	890	1,510	395	155	--	--	0.8
Owned - Possédé .....	2,220	705	1,085	285	--	--	--	0.8
Rented - Loué .....	825	185	425	110	--	--	--	0.8
Peterborough .....	10,020	3,550	5,265	935	205	--	--	0.7
Owned - Possédé .....	6,370	2,430	3,275	545	--	--	--	0.7
Rented - Loué .....	3,650	1,120	1,990	390	120	--	--	0.7
Port Arthur .....	8,425	2,420	4,785	945	215	--	--	0.7
Owned - Possédé .....	6,275	1,905	3,595	600	135	--	--	0.7
Rented - Loué .....	2,150	515	1,190	345	--	--	--	0.8
St. Catharines .....	10,380	3,820	5,505	870	150	--	--	0.7
Owned - Possédé .....	6,595	2,720	3,355	455	--	--	--	0.6
Rented - Loué .....	3,785	1,100	2,150	415	--	--	--	0.8
St. Thomas .....	5,540	2,530	2,650	290	--	--	--	0.6
Owned - Possédé .....	3,450	1,865	1,490	--	--	--	--	0.5
Rented - Loué .....	2,090	665	1,160	215	--	--	--	0.7
Sarnia .....	9,380	3,315	4,715	1,020	235	--	--	0.7
Owned - Possédé .....	6,620	2,605	3,230	630	110	--	--	0.7
Rented - Loué .....	2,760	710	1,485	390	125	--	--	0.8
Sault Ste. Marie .....	7,855	2,190	4,420	1,010	210	--	--	0.7
Owned - Possédé .....	5,330	1,655	2,885	660	115	--	--	0.7
Rented - Loué .....	2,525	535	1,535	350	--	--	--	0.8
Stratford .....	5,445	2,550	2,555	270	--	--	--	0.6
Owned - Possédé .....	3,650	1,985	1,500	135	--	--	--	0.6
Rented - Loué .....	1,795	565	1,055	135	--	--	--	0.7
Sudbury .....	9,450	1,310	4,960	1,935	875	185	185	1.0
Owned - Possédé .....	4,435	745	2,385	895	300	--	--	0.9
Rented - Loué .....	5,015	565	2,575	1,040	575	130	130	1.1
Timmins .....	6,920	1,365	4,000	1,105	365	--	--	0.9
Owned - Possédé .....	3,380	715	1,955	545	145	--	--	0.8
Rented - Loué .....	3,540	650	2,045	560	220	--	--	0.9
Toronto .....	157,175	55,815	80,745	15,510	3,835	550	720	0.7
Owned - Possédé .....	97,795	37,890	49,415	8,700	1,475	190	125	0.7
Rented - Loué .....	59,380	17,925	31,330	6,810	2,360	360	595	0.8
Trenton .....	2,770	840	1,460	310	100	--	--	0.7
Owned - Possédé .....	1,490	615	680	140	--	--	--	0.7
Rented - Loué .....	1,280	225	780	170	--	--	--	0.9
Waterloo .....	3,045	1,010	1,720	260	--	--	--	0.7
Owned - Possédé .....	2,170	795	1,175	180	--	--	--	0.7
Rented - Loué .....	875	215	545	--	--	--	--	0.8
Welland .....	3,935	1,400	2,045	375	100	--	--	0.7
Owned - Possédé .....	2,585	1,035	1,255	230	--	--	--	0.7
Rented - Loué .....	1,350	365	790	145	--	--	--	0.7
Windsor .....	31,815	10,305	17,215	3,235	840	115	105	0.7
Owned - Possédé .....	17,300	6,665	8,945	1,405	245	--	--	0.7
Rented - Loué .....	14,515	3,640	8,270	1,830	595	--	--	0.8
Woodstock .....	4,635	1,990	2,255	300	--	--	--	0.6
Owned - Possédé .....	2,740	1,335	1,245	140	--	--	--	0.6
Rented - Loué .....	1,895	655	1,010	160	--	--	--	0.7
<b>Manitoba</b>								
Brandon .....	5,360	1,655	2,890	570	180	--	--	0.7
Owned - Possédé .....	3,430	1,200	1,790	325	--	--	--	0.7
Rented - Loué .....	1,930	455	1,100	245	--	--	--	0.8
St. Boniface .....	6,625	1,420	4,035	975	170	--	--	0.8
Owned - Possédé .....	4,070	1,080	2,265	610	100	--	--	0.8
Rented - Loué .....	2,555	340	1,770	365	--	--	--	0.9
Winnipeg .....	64,630	17,940	38,115	6,495	1,630	200	250	0.7
Owned - Possédé .....	34,280	11,610	19,455	2,695	430	--	--	0.7
Rented - Loué .....	30,350	6,330	18,660	3,800	1,200	155	205	0.8

**TABLE 54. Occupied dwellings by tenure showing number of persons per room, for incorporated cities, towns, and villages of 10,000 population and over, 1951 - Concluded**

**TABLEAU 54. Logements occupés selon le mode d'occupation et nombre de personnes par pièce, cités, villes et villages constitués de 10,000 et plus, 1951 - fin**

City, town or village, and tenure Cité, ville ou village et mode d'occupation	Total	Number of persons per room — Nombre de personnes par pièce					Average number of persons per room — Moyenne de personnes par pièce	
		0.5 or less — 0.5 ou moins	0.6-1.0	1.1-1.5	1.6-2.0	2.1-2.5		2.6 or more — 2.6 ou plus
<b>Saskatchewan</b>								
Moose Jaw .....	7,320	2,080	4,270	655	240	--	--	0.7
Owned - Possédé .....	4,170	1,520	2,225	350	--	--	--	0.7
Rented - Loué .....	3,150	560	2,045	305	190	--	--	0.8
Prince Albert .....	4,355	1,025	2,410	515	300	--	--	0.8
Owned - Possédé .....	2,725	740	1,395	365	170	--	--	0.8
Rented - Loué .....	1,630	285	1,015	150	130	--	--	0.9
Regina .....	19,160	4,540	10,870	2,455	995	110	190	0.8
Owned - Possédé .....	11,060	3,140	6,090	1,355	400	--	--	0.8
Rented - Loué .....	8,100	1,400	4,780	1,100	595	--	135	0.9
Saskatoon .....	14,980	4,455	8,340	1,520	495	--	--	0.7
Owned - Possédé .....	9,585	3,295	5,100	880	230	--	--	0.7
Rented - Loué .....	5,395	1,160	3,240	640	265	--	--	0.8
<b>Alberta</b>								
Calgary .....	37,710	11,345	21,285	3,645	1,165	120	150	0.7
Owned - Possédé .....	22,240	7,970	12,045	1,895	275	--	--	0.7
Rented - Loué .....	15,470	3,375	9,240	1,750	890	--	130	0.8
Edmonton .....	42,925	11,065	24,695	5,065	1,620	185	295	0.8
Owned - Possédé .....	26,325	7,930	14,945	2,700	555	100	--	0.7
Rented - Loué .....	16,600	3,135	9,750	2,365	1,065	--	200	0.9
Lethbridge .....	6,580	1,750	3,815	725	240	--	--	0.8
Owned - Possédé .....	3,955	1,265	2,160	415	--	--	--	0.7
Rented - Loué .....	2,625	485	1,655	310	145	--	--	0.9
Medicine Hat .....	4,925	1,655	2,470	560	160	--	--	0.7
Owned - Possédé .....	2,910	1,245	1,310	280	--	--	--	0.7
Rented - Loué .....	2,015	410	1,160	280	110	--	--	0.9
<b>British Columbia</b>								
New Westminster .....	7,985	2,690	4,615	530	135	--	--	0.7
Owned - Possédé .....	5,345	2,085	2,900	315	--	--	--	0.6
Rented - Loué .....	2,640	605	1,715	215	--	--	--	0.8
North Vancouver .....	4,535	1,455	2,550	435	--	--	--	0.7
Owned - Possédé .....	3,355	1,285	1,830	230	--	--	--	0.7
Rented - Loué .....	1,180	170	720	205	--	--	--	0.9
Penticton .....	3,110	1,055	1,665	255	--	--	--	0.7
Owned - Possédé .....	2,290	885	1,140	180	--	--	--	0.7
Rented - Loué .....	820	170	525	--	--	--	--	0.8
Trall .....	3,150	720	1,960	375	--	--	--	0.8
Owned - Possédé .....	1,715	450	1,040	185	--	--	--	0.8
Rented - Loué .....	1,435	270	920	190	--	--	--	0.8
Vancouver .....	101,330	35,895	55,415	8,000	1,620	160	240	0.7
Owned - Possédé .....	63,885	25,165	33,980	4,155	485	--	--	0.6
Rented - Loué .....	37,445	10,730	21,435	3,845	1,135	115	165	0.8
Victoria .....	15,790	6,295	8,150	1,010	260	--	--	0.6
Owned - Possédé .....	9,195	4,250	4,350	465	--	--	--	0.6
Rented - Loué .....	6,595	2,045	3,800	545	165	--	--	0.7



TABLE 55. Occupied dwellings by tenure showing number of persons per room, for census metropolitan areas, 1951  
 TABLEAU 55. Logements occupés selon le mode d'occupation et nombre de personnes par pièce, zones métropolitaines de recensement, 1951

Census metropolitan area * and tenure Zone métropolitaine de recensement et mode d'occupation	Total	Number of persons per room — Nombre de personnes par pièce						Average number of persons per room — Moyenne de personnes par pièce
		0.5 or less — 0.5 ou moins	0.6-1.0	1.1-1.5	1.6-2.0	2.1-2.5	2.6 or more — 2.6 ou plus	
Calgary .....	40,235	11,870	22,595	4,070	1,330	165	205	0.7
Owned — Possédé .....	24,135	8,425	12,995	2,200	405	--	--	0.7
Rented — Loué .....	16,100	3,445	9,600	1,870	925	105	155	0.8
Edmonton .....	46,395	11,605	26,375	5,785	1,990	250	390	0.8
Owned — Possédé .....	28,880	8,400	16,235	3,170	810	105	160	0.8
Rented — Loué .....	17,515	3,205	10,140	2,615	1,180	145	230	0.9
Halifax .....	29,640	8,030	14,560	4,335	1,890	400	425	0.8
Owned — Possédé .....	16,230	5,245	8,195	2,015	555	135	--	0.7
Rented — Loué .....	13,410	2,785	6,365	2,320	1,335	265	340	0.9
Hamilton .....	68,640	24,035	36,385	6,370	1,460	155	235	0.7
Owned — Possédé .....	46,655	17,810	24,430	3,650	595	--	100	0.7
Rented — Loué .....	21,985	6,225	11,955	2,720	865	--	135	0.8
London .....	32,835	12,485	16,950	2,600	630	--	120	0.7
Owned — Possédé .....	21,170	8,970	10,510	1,410	225	--	--	0.6
Rented — Loué .....	11,665	3,515	6,440	1,190	405	--	--	0.8
Montréal .....	334,705	87,040	179,545	46,220	16,510	2,915	2,475	0.8
Owned — Possédé .....	81,570	27,850	41,825	8,410	2,535	515	435	0.7
Rented — Loué .....	253,135	59,190	137,720	37,810	13,975	2,400	2,040	0.8
Ottawa .....	66,265	19,180	34,740	8,185	3,025	505	630	0.8
Owned — Possédé .....	29,895	10,310	15,345	3,040	875	130	195	0.7
Rented — Loué .....	36,370	8,870	19,395	5,145	2,150	375	435	0.8
Québec .....	54,930	12,945	27,755	9,205	3,730	720	575	0.8
Owned — Possédé .....	19,910	5,805	9,565	3,195	1,015	215	115	0.8
Rented — Loué .....	35,020	7,140	18,190	6,010	2,715	505	460	0.9
Saint John .....	19,735	7,510	9,550	1,785	650	140	100	0.7
Owned — Possédé .....	7,480	3,425	3,290	545	140	--	--	0.6
Rented — Loué .....	12,255	4,085	6,260	1,240	510	--	--	0.7
St. John's (Nfld.) .....	12,995	3,080	5,810	2,160	1,275	310	360	0.9
Owned — Possédé .....	8,565	2,480	4,025	1,120	665	155	120	0.8
Rented — Loué .....	4,430	600	1,785	1,040	610	155	240	1.1
Toronto .....	273,200	93,825	147,120	24,725	5,750	800	980	0.7
Owned — Possédé .....	193,405	70,345	104,105	15,675	2,690	320	270	0.7
Rented — Loué .....	79,795	23,480	43,015	9,050	3,060	480	710	0.8
Vancouver .....	153,975	53,205	84,515	12,765	2,795	325	370	0.7
Owned — Possédé .....	105,445	40,035	56,520	7,465	1,140	145	140	0.7
Rented — Loué .....	48,530	13,170	27,995	5,300	1,655	180	230	0.8
Victoria .....	31,620	13,660	15,575	1,880	395	--	--	0.6
Owned — Possédé .....	22,010	10,640	10,055	1,085	165	--	--	0.6
Rented — Loué .....	9,610	3,020	5,520	795	230	--	--	0.7
Windsor .....	41,595	13,180	22,520	4,410	1,185	165	135	0.7
Owned — Possédé .....	25,605	9,205	13,510	2,345	455	--	--	0.7
Rented — Loué .....	15,990	3,975	9,010	2,065	730	110	100	0.8
Winnipeg .....	95,955	25,815	56,905	10,145	2,415	320	355	0.8
Owned — Possédé .....	58,770	18,535	33,705	5,395	930	125	--	0.7
Rented — Loué .....	37,185	7,280	23,200	4,750	1,485	195	275	0.8

**TABLE 56. Occupied dwellings by tenure showing first year of occupancy by present household head, for provinces, rural farm, rural non-farm, and urban size groups, 1951**

**TABLEAU 56. Logements occupés selon le mode d'occupation et première année d'occupation par le chef de ménage actuel, provinces, régions rurales agricoles, rurales non agricoles, et urbaines par groupe d'importance, 1951**

Locality and tenure Localité et mode d'occupation	Total	Year of occupancy Année d'occupation						
		Before 1931	1931-40	1941-45	1946-47	1948-49	1950	1951 <sup>1</sup>
		Avant 1931						
<b>CANADA</b> .....	<b>3,409,295</b>	<b>582,275</b>	<b>486,070</b>	<b>560,045</b>	<b>434,040</b>	<b>615,880</b>	<b>468,245</b>	<b>262,740</b>
Owned - Possédé.....	2,236,955	529,220	332,295	377,475	306,275	378,865	219,925	92,900
Rented - Loué.....	1,172,340	53,055	153,775	182,570	127,765	237,015	248,320	169,840
<b>Rural - Rurale</b> .....	<b>1,254,260</b>	<b>307,165</b>	<b>185,585</b>	<b>194,470</b>	<b>170,000</b>	<b>198,860</b>	<b>127,980</b>	<b>70,200</b>
Owned - Possédé.....	1,028,780	292,125	170,720	169,160	142,935	149,140	74,485	30,215
Rented - Loué.....	225,480	15,040	14,865	25,310	27,065	49,720	53,495	39,985
<b>Farm - Agricole</b> .....	<b>629,785</b>	<b>206,275</b>	<b>111,430</b>	<b>101,415</b>	<b>79,005</b>	<b>74,650</b>	<b>37,505</b>	<b>19,505</b>
Owned - Possédé.....	570,260	198,520	105,635	92,505	70,685	62,610	28,405	11,900
Rented - Loué.....	59,525	7,755	5,795	8,910	8,320	12,040	9,100	7,605
<b>Non-farm - Non agricole</b> .....	<b>624,475</b>	<b>100,890</b>	<b>74,155</b>	<b>93,055</b>	<b>90,995</b>	<b>124,210</b>	<b>90,475</b>	<b>50,695</b>
Owned - Possédé.....	458,520	93,605	65,085	76,655	72,250	86,530	46,080	18,315
Rented - Loué.....	165,955	7,285	9,070	16,400	18,745	37,680	44,395	32,380
<b>Urban - Urbaine</b> .....	<b>2,155,035</b>	<b>275,110</b>	<b>300,485</b>	<b>365,575</b>	<b>264,040</b>	<b>417,020</b>	<b>340,265</b>	<b>192,540</b>
Owned - Possédé.....	1,208,175	237,095	161,575	208,315	163,340	229,725	145,440	62,685
Rented - Loué.....	946,860	38,015	138,910	157,260	100,700	187,295	194,825	129,855
<b>100,000 and over - 100,000 et plus</b> .....	<b>848,640</b>	<b>103,910</b>	<b>139,435</b>	<b>155,855</b>	<b>95,415</b>	<b>148,525</b>	<b>128,275</b>	<b>77,225</b>
Owned - Possédé.....	390,930	84,155	51,505	69,675	47,775	69,650	46,985	21,185
Rented - Loué.....	457,710	19,755	87,930	86,180	47,640	78,875	81,290	56,040
<b>30,000-99,999</b> .....	<b>375,015</b>	<b>45,235</b>	<b>51,545</b>	<b>61,100</b>	<b>43,910</b>	<b>76,000</b>	<b>62,470</b>	<b>34,755</b>
Owned - Possédé.....	227,045	39,170	29,340	37,535	28,525	46,280	31,900	14,295
Rented - Loué.....	147,970	6,065	22,205	23,565	15,385	29,720	30,570	20,460
<b>10,000-29,999</b> .....	<b>369,795</b>	<b>43,890</b>	<b>44,900</b>	<b>59,920</b>	<b>46,705</b>	<b>78,075</b>	<b>62,015</b>	<b>34,290</b>
Owned - Possédé.....	220,445	38,840	30,075	37,845	30,985	44,450	26,715	11,535
Rented - Loué.....	149,350	5,050	14,825	22,075	15,720	33,625	35,300	22,755
<b>Under 10,000 - Moins de 10,000</b> .....	<b>561,585</b>	<b>82,075</b>	<b>64,605</b>	<b>88,700</b>	<b>78,010</b>	<b>114,420</b>	<b>87,505</b>	<b>46,270</b>
Owned - Possédé.....	369,755	74,930	50,655	63,260	56,055	69,345	39,840	15,670
Rented - Loué.....	191,830	7,145	13,950	25,440	21,955	45,075	47,665	30,600
<b>Newfoundland</b> .....	<b>70,980</b>	<b>23,680</b>	<b>11,460</b>	<b>11,310</b>	<b>7,815</b>	<b>9,065</b>	<b>5,355</b>	<b>2,295</b>
Owned - Possédé.....	61,540	23,000	10,500	10,105	6,630	6,775	3,395	1,135
Rented - Loué.....	9,440	680	960	1,205	1,185	2,290	1,960	1,160
<b>Rural - Rurale</b> .....	<b>41,245</b>	<b>16,740</b>	<b>6,190</b>	<b>6,630</b>	<b>4,195</b>	<b>4,295</b>	<b>2,330</b>	<b>865</b>
Owned - Possédé.....	39,435	16,625	6,110	6,370	3,985	3,895	1,845	605
Rented - Loué.....	1,810	115	--	260	210	400	485	260
<b>Farm - Agricole</b> .....	<b>2,890</b>	<b>1,365</b>	<b>460</b>	<b>440</b>	<b>255</b>	<b>265</b>	<b>--</b>	<b>--</b>
Owned - Possédé.....	2,825	1,360	445	420	255	245	--	--
Rented - Loué.....	--	--	--	--	--	--	--	--
<b>Non-farm - Non agricole</b> .....	<b>38,355</b>	<b>15,375</b>	<b>5,730</b>	<b>6,190</b>	<b>3,940</b>	<b>4,030</b>	<b>2,250</b>	<b>840</b>
Owned - Possédé.....	36,610	15,265	5,665	5,950	3,730	3,650	1,770	580
Rented - Loué.....	1,745	110	--	240	210	380	480	260
<b>Urban - Urbaine</b> .....	<b>29,735</b>	<b>6,940</b>	<b>5,270</b>	<b>4,680</b>	<b>3,620</b>	<b>4,770</b>	<b>3,025</b>	<b>1,430</b>
Owned - Possédé.....	22,105	6,375	4,390	3,735	2,645	2,880	1,550	530
Rented - Loué.....	7,630	565	880	945	975	1,890	1,475	900
<b>30,000-99,999</b> .....	<b>10,570</b>	<b>2,395</b>	<b>1,845</b>	<b>1,520</b>	<b>1,260</b>	<b>1,850</b>	<b>1,215</b>	<b>485</b>
Owned - Possédé.....	6,520	2,110	1,215	1,025	755	795	490	130
Rented - Loué.....	4,050	285	630	495	505	1,055	725	355
<b>Under 10,000 - Moins de 10,000</b> .....	<b>19,165</b>	<b>4,545</b>	<b>3,425</b>	<b>3,160</b>	<b>2,360</b>	<b>2,920</b>	<b>1,810</b>	<b>945</b>
Owned - Possédé.....	15,585	4,265	3,175	2,710	1,890	2,085	1,060	400
Rented - Loué.....	3,580	280	250	450	470	835	750	545
<b>Prince Edward Island</b> .....	<b>22,455</b>	<b>8,245</b>	<b>3,225</b>	<b>2,840</b>	<b>2,710</b>	<b>2,650</b>	<b>1,700</b>	<b>1,085</b>
Owned - Possédé.....	18,305	7,995	2,745	2,305	2,235	1,845	825	355
Rented - Loué.....	4,150	250	480	535	475	805	875	730
<b>Rural - Rurale</b> .....	<b>16,880</b>	<b>7,265</b>	<b>2,350</b>	<b>2,035</b>	<b>2,010</b>	<b>1,695</b>	<b>935</b>	<b>590</b>
Owned - Possédé.....	15,325	7,115	2,220	1,885	1,815	1,435	595	260
Rented - Loué.....	1,555	150	130	150	195	260	340	330

1. Up to June 1, 1951. - Jusqu'au 1<sup>er</sup> juin 1951.

TABLE 56. Occupied dwellings by tenure showing first year of occupancy by present household head, for provinces, rural farm, rural non-farm, and urban size groups, 1951 - Continued

TABLEAU 56. Logements occupés selon le mode d'occupation et première année d'occupation par le chef de ménage actuel, provinces, régions rurales agricoles, rurales non agricoles, et urbaines par groupe d'importance, 1951 - suite

Locality and tenure Localité et mode d'occupation	Total	Year of occupancy Année d'occupation						
		Before 1931 — Avant 1931	1931-40	1941-45	1946-47	1948-49	1950	1951 <sup>1</sup>
		<b>Prince Edward Island - Con.-fin</b>						
<b>Rural - Con. - Rurale - fin</b>								
Farm - Agricole .....	10,650	5,840	1,520	1,145	935	780	315	115
Owned - Possédé .....	10,280	5,765	1,475	1,065	885	730	250	110
Rented - Loué .....	370	--	--	--	--	--	--	--
Non-farm - Non agricole .....	6,230	1,425	830	890	1,075	915	620	475
Owned - Possédé .....	5,045	1,350	745	820	930	705	345	150
Rented - Loué .....	1,185	--	--	--	145	210	275	325
Urban - Urbaine .....	5,575	980	875	805	700	955	765	495
Owned - Possédé .....	2,980	880	525	420	420	410	230	--
Rented - Loué .....	2,595	100	350	385	280	545	535	400
10,000-29,999 .....	3,515	645	615	500	360	695	455	245
Owned - Possédé .....	1,595	555	290	170	165	235	120	--
Rented - Loué .....	1,920	--	325	330	195	460	335	185
Under 10,000 - Moins de 10,000 .....	2,060	335	260	305	340	260	310	250
Owned - Possédé .....	1,385	325	235	250	255	175	110	--
Rented - Loué .....	675	--	--	--	--	--	200	215
<b>Nova Scotia</b>								
Owned - Possédé .....	149,555	42,990	23,330	20,885	17,690	22,190	15,110	7,360
Rented - Loué .....	113,945	40,710	19,285	16,750	13,645	14,145	6,990	2,420
Rented - Loué .....	35,610	2,280	4,045	4,135	4,045	8,045	8,120	4,940
<b>Rural - Rurale</b>								
Owned - Possédé .....	71,125	26,700	10,490	9,390	8,370	8,830	4,985	2,360
Rented - Loué .....	62,865	25,955	9,860	8,460	7,330	6,975	3,165	1,120
Rented - Loué .....	8,260	745	630	930	1,040	1,855	1,820	1,240
Farm - Agricole .....	25,750	13,445	3,800	2,955	2,415	1,915	845	375
Owned - Possédé .....	24,345	13,225	3,640	2,720	2,225	1,660	670	205
Rented - Loué .....	1,405	220	160	235	190	255	175	170
Non-farm - Non agricole .....	45,375	13,255	6,690	6,435	5,955	6,915	4,140	1,985
Owned - Possédé .....	38,520	12,730	6,220	5,740	5,105	5,315	2,495	915
Rented - Loué .....	6,855	525	470	695	850	1,600	1,645	1,070
Urban - Urbaine .....	78,430	16,290	12,840	11,495	9,320	13,360	10,125	5,000
Owned - Possédé .....	51,080	14,755	9,425	8,290	6,315	7,170	3,825	1,300
Rented - Loué .....	27,350	1,535	3,415	3,205	3,005	6,190	6,300	3,700
30,000-99,999 .....	25,035	3,600	4,515	4,065	2,750	4,515	3,635	1,955
Owned - Possédé .....	13,135	2,970	2,560	2,565	1,490	1,950	1,175	425
Rented - Loué .....	11,900	630	1,955	1,500	1,260	2,565	2,460	1,530
10,000-29,999 .....	13,675	3,055	2,345	1,675	1,870	2,275	1,690	765
Owned - Possédé .....	9,570	2,870	1,960	1,260	1,355	1,220	700	205
Rented - Loué .....	4,105	185	385	415	515	1,055	990	560
Under 10,000 - Moins de 10,000 .....	39,720	9,635	5,980	5,755	4,700	6,570	4,800	2,280
Owned - Possédé .....	28,375	8,915	4,905	4,465	3,470	4,000	1,950	670
Rented - Loué .....	11,345	720	1,075	1,290	1,230	2,570	2,850	1,610
<b>New Brunswick</b>								
Owned - Possédé .....	114,010	28,105	17,140	16,875	14,425	18,115	12,510	6,840
Rented - Loué .....	81,210	25,945	12,970	12,595	10,600	11,255	5,605	2,240
Rented - Loué .....	32,800	2,160	4,170	4,280	3,825	6,860	6,905	4,600
<b>Rural - Rurale</b>								
Owned - Possédé .....	62,225	19,530	9,515	9,255	7,705	8,470	5,140	2,610
Rented - Loué .....	54,710	18,885	9,035	8,460	6,875	6,915	3,280	1,260
Rented - Loué .....	7,515	645	480	795	830	1,555	1,860	1,350
Farm - Agricole .....	27,865	12,450	4,765	3,855	2,865	2,365	1,145	420
Owned - Possédé .....	26,860	12,215	4,720	3,685	2,710	2,220	980	330
Rented - Loué .....	1,005	235	--	170	155	145	165	--
Non-farm - Non agricole .....	34,360	7,080	4,750	5,400	4,840	6,105	3,995	2,190
Owned - Possédé .....	27,850	6,670	4,315	4,775	4,165	4,695	2,300	930
Rented - Loué .....	6,510	410	435	625	675	1,410	1,695	1,260
Urban - Urbaine .....	51,785	8,575	7,625	7,620	6,720	9,645	7,370	4,230
Owned - Possédé .....	26,500	7,060	3,935	4,135	3,725	4,340	2,325	980
Rented - Loué .....	25,285	1,515	3,690	3,485	2,995	5,305	5,045	3,250

1. Up to June 1, 1951. - Jusqu'au 1<sup>er</sup> juin 1951.

TABLE 56. Occupied dwellings by tenure showing first year of occupancy by present household head, for provinces, rural farm, rural non-farm, and urban size groups, 1951 - Continued

TABLEAU 56. Logements occupés selon le mode d'occupation et première année d'occupation par le chef de ménage actuel, provinces, régions rurales agricoles, rurales non agricoles, et urbaines par groupe d'importance, 1951 - suite

Locality and tenure Localité et mode d'occupation	Total	Year of occupancy Année d'occupation						1951 <sup>1</sup>
		Before 1931 — Avant 1931	1931-40	1941-45	1946-47	1948-49	1950	
<b>New Brunswick - Con.-fin</b>								
<b>Urban - Con. - Urbaine - fin</b>								
30,000-99,999 .....	13,180	1,845	2,600	1,975	1,470	2,200	1,975	1,115
Owned - Possédé .....	2,910	1,115	485	400	335	325	165	--
Rented - Loué .....	10,270	730	2,115	1,575	1,135	1,875	1,810	1,030
10,000-29,999 .....	18,095	2,755	2,495	2,500	2,310	3,570	2,810	1,655
Owned - Possédé .....	9,430	2,340	1,415	1,400	1,245	1,615	990	425
Rented - Loué .....	8,665	415	1,080	1,100	1,065	1,955	1,820	1,230
Under 10,000 - Moins de 10,000 .....	20,510	3,975	2,530	3,145	2,940	3,875	2,585	1,460
Owned - Possédé .....	14,160	3,605	2,035	2,335	2,145	2,400	1,170	470
Rented - Loué .....	6,350	370	495	810	795	1,475	1,415	990
<b>Québec</b>								
Owned - Possédé .....	416,960	101,460	62,645	70,355	54,480	69,695	40,765	17,560
Rented - Loué .....	441,825	19,835	77,430	84,010	47,305	79,470	81,080	52,635
<b>Rural - Rurale</b>								
Owned - Possédé .....	215,435	61,965	37,050	36,440	28,510	30,995	14,660	5,815
Rented - Loué .....	39,950	2,625	2,420	4,440	4,685	9,350	9,900	6,530
<b>Farm - Agricole</b>								
Owned - Possédé .....	125,520	43,920	24,385	20,715	14,245	13,655	6,155	2,445
Rented - Loué .....	4,405	650	575	635	565	930	685	365
<b>Non-farm - Non agricole</b>								
Owned - Possédé .....	89,915	18,045	12,665	15,725	14,265	17,340	8,505	3,370
Rented - Loué .....	35,545	1,975	1,845	3,805	4,120	8,420	9,215	6,165
<b>Urban - Urbaine</b>								
Owned - Possédé .....	201,525	39,495	25,595	33,915	25,970	38,700	26,105	11,745
Rented - Loué .....	401,875	17,210	75,010	79,570	42,620	70,120	71,180	46,165
<b>100,000 and over - 100,000 et plus</b>								
Owned - Possédé .....	51,755	10,770	6,535	7,605	5,165	9,665	7,800	4,215
Rented - Loué .....	230,700	11,095	53,680	50,280	23,570	34,935	33,590	23,550
<b>30,000-99,999</b>								
Owned - Possédé .....	16,135	3,460	2,205	2,765	1,980	2,890	1,935	900
Rented - Loué .....	41,490	1,695	9,305	8,935	4,175	6,815	6,405	4,160
<b>10,000-29,999</b>								
Owned - Possédé .....	47,540	7,680	5,760	8,490	6,385	9,685	6,560	2,980
Rented - Loué .....	60,385	2,065	6,720	10,515	6,770	12,130	13,920	8,265
<b>Under 10,000 - Moins de 10,000</b>								
Owned - Possédé .....	86,095	17,585	11,095	15,055	12,440	16,460	9,810	3,650
Rented - Loué .....	69,300	2,355	5,305	9,840	8,105	16,240	17,265	10,190
<b>Ontario</b>								
Owned - Possédé .....	821,335	201,075	119,150	137,015	102,590	137,465	84,770	39,270
Rented - Loué .....	359,790	17,335	46,155	55,730	39,100	73,780	75,225	52,465
<b>Rural - Rurale</b>								
Owned - Possédé .....	272,800	81,590	42,085	40,380	36,385	39,895	21,875	10,590
Rented - Loué .....	68,070	4,165	4,555	7,620	7,690	14,545	15,675	13,820
<b>Farm - Agricole</b>								
Owned - Possédé .....	148,810	58,720	24,800	21,520	17,320	15,215	7,110	4,125
Rented - Loué .....	18,145	2,060	1,560	2,475	2,275	3,560	2,725	3,490
<b>Non-farm - Non agricole</b>								
Owned - Possédé .....	123,990	22,870	17,285	18,860	19,065	24,665	14,765	6,465
Rented - Loué .....	49,925	2,105	2,995	5,145	5,415	10,985	12,950	10,330
<b>Urban - Urbaine</b>								
Owned - Possédé .....	548,535	119,485	77,065	96,635	66,205	97,570	62,895	28,680
Rented - Loué .....	291,720	13,170	41,600	48,110	31,410	59,235	59,550	38,645
<b>100,000 and over - 100,000 et plus</b>								
Owned - Possédé .....	192,445	50,055	27,800	36,940	21,070	29,245	18,720	8,615
Rented - Loué .....	127,145	6,480	25,160	23,710	13,565	22,775	21,585	13,870

1. Up to June 1, 1951. - Jusqu'au 1<sup>er</sup> juin 1951.

**TABLE 56. Occupied dwellings by tenure showing first year of occupancy by present household head, for provinces, rural farm, rural non-farm, and urban size groups, 1951 - Continued**

**TABLEAU 56. Logements occupés selon le mode d'occupation et première année d'occupation par le chef de ménage actuel, provinces, régions rurales agricoles, rurales non agricoles, et urbaines par groupe d'importance, 1951 - suite**

Locality and tenure Localité et mode d'occupation	Total	Year of occupancy Année d'occupation						
		Before 1931 Avant 1931	1931-40	1941-45	1946-47	1948-49	1950	1951 <sup>1</sup>
<b>Ontario - Con.-fin</b>								
<b>Urban - Con. - Urbaine - fin</b>								
30,000-99,999.....	201,630	25,970	24,710	31,650	22,815	42,055	35,040	19,390
Owned - Possédé.....	143,970	23,650	18,315	23,345	16,835	30,025	21,645	10,155
Rented - Loué.....	57,660	2,320	6,395	8,305	5,980	12,030	13,395	9,235
10,000-29,999.....	123,375	17,860	16,740	20,705	14,045	24,450	18,895	10,680
Owned - Possédé.....	78,230	16,160	11,960	14,010	9,710	14,475	8,280	3,635
Rented - Loué.....	45,145	1,700	4,780	6,695	4,335	9,975	10,615	7,045
Under 10,000 - Moins de 10,000.....	195,660	32,290	24,255	31,740	26,120	38,280	28,205	14,770
Owned - Possédé.....	133,890	29,820	18,990	22,340	18,590	23,825	14,250	6,275
Rented - Loué.....	61,770	2,670	5,265	9,400	7,530	14,455	13,955	8,495
<b>Manitoba</b>								
Owned - Possédé.....	202,400	31,580	27,560	34,735	28,950	38,970	27,375	13,230
Rented - Loué.....	144,645	29,510	22,535	27,020	22,225	25,345	13,080	4,930
Rural - Rurale.....	83,690	16,965	14,725	15,600	12,420	13,125	7,390	3,465
Owned - Possédé.....	69,780	15,940	13,590	13,800	10,595	10,040	4,280	1,535
Rented - Loué.....	13,910	1,025	1,135	1,800	1,825	3,085	3,110	1,930
Farm - Agricole.....	50,945	13,015	10,155	9,760	6,935	6,900	2,950	1,230
Owned - Possédé.....	45,705	12,320	9,545	8,750	6,195	5,860	2,200	835
Rented - Loué.....	5,240	695	610	1,010	740	1,040	750	395
Non-farm - Non agricole.....	32,745	3,950	4,570	5,840	5,485	6,225	4,440	2,235
Owned - Possédé.....	24,075	3,620	4,045	5,050	4,400	4,180	2,080	700
Rented - Loué.....	8,670	330	525	790	1,085	2,045	2,360	1,535
Urban - Urbaine.....	118,710	14,615	12,835	19,135	16,530	25,845	19,985	9,765
Owned - Possédé.....	74,865	13,570	8,945	13,220	11,630	15,305	8,800	3,395
Rented - Loué.....	43,845	1,045	3,890	5,915	4,900	10,540	11,185	6,370
100,000 and over - 100,000 et plus.....	64,630	8,300	7,395	10,635	8,080	13,290	11,485	5,445
Owned - Possédé.....	34,280	7,570	4,290	6,255	4,550	6,375	3,800	1,440
Rented - Loué.....	30,350	730	3,105	4,380	3,530	6,915	7,685	4,005
10,000-29,999.....	28,930	3,595	2,830	4,255	4,235	7,035	4,640	2,340
Owned - Possédé.....	21,605	3,390	2,335	3,410	3,535	4,955	2,810	1,170
Rented - Loué.....	7,325	205	495	845	700	2,080	1,830	1,170
Under 10,000 - Moins de 10,000.....	25,150	2,720	2,610	4,245	4,215	5,520	3,860	1,980
Owned - Possédé.....	18,980	2,610	2,320	3,555	3,545	3,975	2,190	785
Rented - Loué.....	6,170	110	290	690	670	1,545	1,670	1,195
<b>Saskatchewan</b>								
Owned - Possédé.....	221,455	42,190	29,615	38,080	34,100	40,750	25,635	11,085
Rented - Loué.....	164,800	38,895	25,375	30,565	26,470	26,405	13,400	3,690
Rural - Rurale.....	58,655	3,295	4,240	7,515	7,630	14,345	12,235	7,395
Owned - Possédé.....	151,750	36,085	23,565	26,575	22,895	24,040	13,775	4,815
Rented - Loué.....	121,430	33,280	21,060	22,400	18,260	16,810	7,860	1,760
Farm - Agricole.....	30,320	2,805	2,505	4,175	4,635	7,230	5,915	3,055
Owned - Possédé.....	99,970	30,165	18,030	17,480	13,790	12,370	6,155	1,980
Rented - Loué.....	85,255	28,050	16,430	15,125	11,235	9,095	4,350	970
Non-farm - Non agricole.....	14,715	2,115	1,600	2,355	2,555	3,275	1,805	1,010
Owned - Possédé.....	51,780	5,920	5,535	9,095	9,105	11,670	7,620	2,835
Rented - Loué.....	36,175	5,230	4,630	7,275	7,025	7,715	3,510	790
Urban - Urbaine.....	15,605	690	905	1,820	2,080	3,955	4,110	2,045
Owned - Possédé.....	69,705	6,105	6,050	11,505	11,205	16,710	11,860	6,270
Rented - Loué.....	43,370	5,615	4,315	8,165	8,210	9,595	5,540	1,930
30,000-99,999.....	26,335	490	1,735	3,340	2,995	7,115	6,320	4,340
Owned - Possédé.....	34,140	3,070	3,125	5,685	5,460	7,815	5,840	3,145
Rented - Loué.....	20,645	2,875	2,005	3,675	3,845	4,415	2,770	1,060
10,000-29,999.....	13,495	195	1,120	2,010	1,615	3,400	3,070	2,085
Owned - Possédé.....	11,675	925	990	2,025	1,685	2,920	1,835	1,295
Rented - Loué.....	6,895	860	770	1,530	1,140	1,470	780	345
Owned - Possédé.....	4,780	--	220	495	545	1,450	1,055	950

1. Up to June 1, 1951. - Jusqu'au 1<sup>er</sup> juin 1951.

**TABLE 56. Occupied dwellings by tenure showing first year of occupancy by present household head, for provinces, rural farm, rural non-farm, and urban size groups, 1951 - Concluded**

**TABLEAU 56. Logements occupés selon le mode d'occupation et première année d'occupation par le chef de ménage actuel, provinces, régions rurales agricoles, rurales non agricoles, et urbaines par groupe d'importance, 1951 - fin**

Locality and tenure Localité et mode d'occupation	Total	Year of occupancy Année d'occupation						
		Before 1931 — Avant 1931	1931-40	1941-45	1946-47	1948-49	1950	1951 <sup>1</sup>
		<b>Saskatchewan - Con.-fin</b>						
<b>Urban - Con. - Urbaine - fin</b>								
Under 10,000 - Moins de 10,000 .....	23,890	2,110	1,935	3,795	4,060	5,975	4,185	1,830
Owned - Possédé .....	15,830	1,880	1,540	2,960	3,225	3,710	1,990	525
Rented - Loué .....	8,060	230	395	835	835	2,265	2,195	1,305
<b>Alberta</b>								
<b>Owned - Possédé</b>								
.....	250,750	34,850	32,180	38,375	35,275	48,255	39,220	22,595
<b>Rented - Loué</b>	179,035	32,123	27,390	30,990	27,830	32,800	20,375	7,545
.....	71,695	2,725	4,790	7,385	7,445	15,455	18,845	15,050
<b>Rural - Rurale</b>								
Owned - Possédé .....	125,325	23,375	20,960	21,145	18,165	20,730	13,890	7,060
Rented - Loué .....	100,395	21,580	19,315	18,260	15,155	15,380	7,810	2,895
.....	24,930	1,795	1,645	2,885	3,010	5,350	6,080	4,165
<b>Farm - Agricole</b>								
Owned - Possédé .....	85,095	20,070	16,730	14,925	12,005	11,630	6,455	3,280
Rented - Loué .....	73,915	18,760	15,775	13,315	10,560	9,390	4,400	1,715
.....	11,180	1,310	955	1,610	1,445	2,240	2,055	1,565
<b>Non-farm - Non agricole</b>								
Owned - Possédé .....	40,230	3,305	4,230	6,220	6,160	9,100	7,435	3,780
Rented - Loué .....	26,480	2,820	3,540	4,945	4,595	5,990	3,410	1,180
.....	13,750	485	690	1,275	1,565	3,110	4,025	2,600
<b>Urban - Urbaine</b>								
Owned - Possédé .....	125,425	11,475	11,220	17,230	17,110	27,525	25,330	15,535
Rented - Loué .....	78,660	10,545	8,075	12,730	12,675	17,420	12,565	4,650
.....	46,765	930	3,145	4,500	4,435	10,105	12,765	10,885
<b>100,000 and over - 100,000 et plus</b>								
Owned - Possédé .....	80,635	7,525	7,085	10,875	10,630	16,990	16,935	10,595
Rented - Loué .....	48,565	6,900	4,540	7,555	7,495	10,465	8,455	3,155
.....	32,070	625	2,545	3,320	3,135	6,525	8,480	7,440
<b>10,000-29,999</b>								
Owned - Possédé .....	11,505	1,225	1,195	1,510	1,400	2,960	2,150	1,065
Rented - Loué .....	6,865	1,095	920	1,130	955	1,510	935	320
.....	4,640	130	275	380	445	1,450	1,215	745
<b>Under 10,000 - Moins de 10,000</b>								
Owned - Possédé .....	33,285	2,725	2,940	4,845	5,080	7,575	6,245	3,875
Rented - Loué .....	23,230	2,550	2,615	4,045	4,225	5,445	3,175	1,175
.....	10,055	175	325	800	855	2,130	3,070	2,700
<b>British Columbia</b>								
<b>Owned - Possédé</b>								
.....	337,780	30,930	36,180	49,835	49,600	75,475	59,500	36,260
<b>Rented - Loué</b>	235,160	28,505	29,700	39,775	39,570	53,135	30,720	13,755
.....	102,620	2,425	6,480	10,060	10,030	22,340	28,780	22,505
<b>Rural - Rurale</b>								
Owned - Possédé .....	105,765	10,160	11,680	14,960	16,970	22,890	17,425	11,680
Rented - Loué .....	76,605	9,190	10,395	12,705	14,025	16,800	9,115	4,375
.....	29,160	970	1,285	2,255	2,945	6,090	8,310	7,305
<b>Farm - Agricole</b>								
Owned - Possédé .....	29,740	4,575	4,650	5,510	5,400	5,065	2,885	1,655
Rented - Loué .....	26,745	4,185	4,420	5,190	5,055	4,540	2,215	1,140
.....	2,995	390	230	320	345	525	670	515
<b>Non-farm - Non agricole</b>								
Owned - Possédé .....	76,025	5,585	7,030	9,450	11,570	17,825	14,540	10,025
Rented - Loué .....	49,860	5,005	5,975	7,515	8,970	12,260	6,900	3,235
.....	26,165	580	1,055	1,935	2,600	5,565	7,640	6,790
<b>Urban - Urbaine</b>								
Owned - Possédé .....	232,015	20,770	24,500	34,875	32,630	52,585	42,075	24,580
Rented - Loué .....	158,555	19,315	19,305	27,070	25,545	36,335	21,605	9,380
.....	73,460	1,455	5,195	7,805	7,085	16,250	20,470	15,200
<b>100,000 and over - 100,000 et plus</b>								
Owned - Possédé .....	101,330	9,685	11,780	15,810	13,335	21,625	18,160	10,935
Rented - Loué .....	63,885	8,860	8,340	11,320	9,495	13,900	8,210	3,760
.....	37,445	825	3,440	4,490	3,840	7,725	9,950	7,175
<b>30,000-99,999</b>								
Owned - Possédé .....	32,835	3,200	3,240	4,505	4,000	7,860	6,425	3,605
Rented - Loué .....	23,730	2,990	2,555	3,760	3,285	5,880	3,720	1,540
.....	9,105	210	685	745	715	1,980	2,705	2,065
<b>10,000-29,999</b>								
Owned - Possédé .....	51,100	4,085	5,210	7,745	7,645	12,355	9,060	5,000
Rented - Loué .....	38,715	3,890	4,665	6,445	6,495	9,285	5,540	2,395
.....	12,385	195	545	1,300	1,150	3,070	3,520	2,605
<b>Under 10,000 - Moins de 10,000</b>								
Owned - Possédé .....	46,750	3,800	4,270	6,815	7,650	10,745	8,430	5,040
Rented - Loué .....	32,225	3,575	3,745	5,545	6,270	7,270	4,135	1,685
.....	14,525	225	525	1,270	1,380	3,475	4,295	3,355

1. Up to June 1, 1951. - Jusqu'au 1<sup>er</sup> juin 1951.

TABLE 57. Occupied dwellings by tenure showing first year of occupancy by present household head, for counties and census divisions, 1951

TABLEAU 57. Logements occupés selon le mode d'occupation et première année d'occupation par le chef de ménage actuel, comtés et divisions de recensement, 1951

County or census division, and tenure  Comté ou division de recensement et mode d'occupation	Total	Year of occupancy — Année d'occupation						
		Before 1931 — Avant 1931	1931-40	1941-45	1946-47	1948-49	1950	1951 <sup>1</sup>
		<hr/>						
<b>CANADA</b> .....	<b>3,409,295</b>	<b>582,275</b>	<b>486,070</b>	<b>560,045</b>	<b>434,040</b>	<b>615,880</b>	<b>468,245</b>	<b>262,740</b>
Owned — Possédé .....	2,236,955	529,220	332,295	377,475	306,275	378,865	219,925	92,900
Rented — Loué .....	1,172,340	53,055	153,775	182,570	127,765	237,015	248,320	169,840
<hr/>								
<b>Newfoundland</b> .....	<b>70,980</b>	<b>23,680</b>	<b>11,460</b>	<b>11,310</b>	<b>7,815</b>	<b>9,065</b>	<b>5,355</b>	<b>2,295</b>
Owned — Possédé .....	61,540	23,000	10,500	10,105	6,630	6,775	3,395	1,135
Rented — Loué .....	9,440	680	960	1,205	1,185	2,290	1,960	1,160
Division No. 1 .....	29,960	10,855	4,695	4,540	2,985	3,705	2,285	895
Owned — Possédé .....	24,195	10,315	3,905	3,755	2,285	2,290	1,230	415
Rented — Loué .....	5,765	540	790	785	700	1,415	1,055	480
Division No. 2 .....	4,760	2,150	670	750	425	430	255	--
Owned — Possédé .....	4,595	2,135	670	725	410	385	220	--
Rented — Loué .....	165	--	--	--	--	--	--	--
Division No. 3 .....	4,055	1,480	740	715	380	420	220	100
Owned — Possédé .....	3,865	1,465	730	685	360	370	190	--
Rented — Loué .....	190	--	--	--	--	--	--	--
Division No. 4 .....	2,795	665	360	480	395	505	250	140
Owned — Possédé .....	2,525	665	355	465	375	445	165	--
Rented — Loué .....	270	--	--	--	--	--	--	--
Division No. 5 .....	5,085	680	940	935	770	875	640	245
Owned — Possédé .....	4,430	665	905	845	685	750	400	180
Rented — Loué .....	655	--	--	--	--	125	240	--
Division No. 6 .....	4,940	575	990	750	710	1,030	540	345
Owned — Possédé .....	3,355	520	900	600	440	570	265	--
Rented — Loué .....	1,585	--	--	150	270	460	275	285
Division No. 7 .....	7,575	3,455	1,140	1,175	745	635	315	110
Owned — Possédé .....	7,370	3,440	1,130	1,140	710	585	275	--
Rented — Loué .....	205	--	--	--	--	--	--	--
Division No. 8 .....	7,495	2,910	1,180	1,115	830	855	445	160
Owned — Possédé .....	7,315	2,900	1,170	1,080	815	830	395	125
Rented — Loué .....	180	--	--	--	--	--	--	--
Division No. 9 .....	3,030	665	580	670	470	390	165	--
Owned — Possédé .....	2,950	660	575	660	455	380	150	--
Rented — Loué .....	--	--	--	--	--	--	--	--
Division No. 10 .....	1,285	245	165	180	105	220	240	130
Owned — Possédé .....	940	235	160	150	--	170	105	--
Rented — Loué .....	345	--	--	--	--	--	135	105
<hr/>								
<b>Prince Edward Island</b> .....	<b>22,455</b>	<b>8,245</b>	<b>3,225</b>	<b>2,840</b>	<b>2,710</b>	<b>2,650</b>	<b>1,700</b>	<b>1,085</b>
Owned — Possédé .....	18,305	7,995	2,745	2,305	2,235	1,845	825	355
Rented — Loué .....	4,150	250	480	535	475	805	875	730
Kings .....	4,315	2,130	510	510	475	390	240	--
Owned — Possédé .....	4,020	2,105	485	470	440	345	155	--
Rented — Loué .....	295	--	--	--	--	--	--	--
Prince .....	8,380	2,675	1,265	1,165	1,070	905	720	580
Owned — Possédé .....	6,970	2,600	1,200	1,040	915	710	350	155
Rented — Loué .....	1,410	--	--	125	155	195	370	425
Queens .....	9,760	3,440	1,450	1,165	1,165	1,355	740	445
Owned — Possédé .....	7,315	3,290	1,060	795	880	790	320	180
Rented — Loué .....	2,445	150	390	370	285	565	420	265
<hr/>								
<b>Nova Scotia</b> .....	<b>149,555</b>	<b>42,990</b>	<b>23,330</b>	<b>20,885</b>	<b>17,690</b>	<b>22,190</b>	<b>15,110</b>	<b>7,360</b>
Owned — Possédé .....	113,945	40,710	19,285	16,750	13,645	14,145	6,990	2,420
Rented — Loué .....	35,610	2,280	4,045	4,135	4,045	8,045	8,120	4,940
Annapolis .....	5,390	1,555	870	640	660	725	640	300
Owned — Possédé .....	4,240	1,485	770	565	580	515	235	--
Rented — Loué .....	1,150	--	100	--	--	210	405	210

1. Up to June 1, 1951. — Jusqu'au 1<sup>er</sup> juin 1951.

**TABLE 57. Occupied dwellings by tenure showing first year of occupancy by present household head, for counties and census divisions, 1951 - Continued**

**TABLEAU 57. Logements occupés selon le mode d'occupation et première année d'occupation par le chef de ménage actuel, comtés et divisions de recensement, 1951 - suite**

County or census division, and tenure Comté ou division de recensement et mode d'occupation	Total	Year of occupancy Année d'occupation						
		Before 1931 Avant 1931	1931-40	1941-45	1946-47	1948-49	1950	1951 <sup>1</sup>
		<b>Nova Scotia - Con. - fin</b>						
Antigonish .....	2,435	980	325	290	245	300	230	--
Owned - Possédé .....	2,085	970	290	245	200	215	130	--
Rented - Loué .....	350	--	--	--	--	--	100	--
Cape Breton .....	24,865	6,935	4,490	3,810	2,985	3,415	2,305	925
Owned - Possédé .....	19,685	6,570	3,910	3,110	2,290	2,265	1,150	390
Rented - Loué .....	5,180	365	580	700	695	1,150	1,155	535
Colchester .....	7,945	1,985	1,155	1,010	1,090	1,385	895	425
Owned - Possédé .....	6,165	1,890	1,010	865	905	945	420	130
Rented - Loué .....	1,780	--	145	145	185	440	475	295
Cumberland .....	10,055	2,800	1,590	1,635	1,150	1,495	990	395
Owned - Possédé .....	8,070	2,650	1,360	1,430	955	1,020	505	150
Rented - Loué .....	1,985	150	230	205	195	475	485	245
Digby .....	4,975	2,065	600	650	535	605	360	160
Owned - Possédé .....	4,280	1,990	565	560	430	470	195	--
Rented - Loué .....	695	--	--	--	105	135	165	--
Guysborough .....	3,325	1,600	470	405	300	320	160	--
Owned - Possédé .....	3,070	1,575	445	370	270	250	115	--
Rented - Loué .....	255	--	--	--	--	--	--	--
Halifax .....	36,305	5,790	5,800	5,410	4,340	6,930	5,120	2,915
Owned - Possédé .....	22,030	5,160	3,790	3,840	2,860	3,640	1,985	755
Rented - Loué .....	14,275	630	2,010	1,570	1,480	3,290	3,135	2,160
Hants .....	5,655	1,715	905	855	755	810	395	220
Owned - Possédé .....	4,570	1,620	790	655	595	640	190	--
Rented - Loué .....	1,085	--	115	200	160	170	205	140
Inverness .....	4,005	1,930	615	370	405	375	230	--
Owned - Possédé .....	3,660	1,910	585	330	365	280	150	--
Rented - Loué .....	345	--	--	--	--	--	--	--
Kings .....	8,145	2,065	1,170	1,050	1,040	1,235	1,010	575
Owned - Possédé .....	5,965	1,920	1,015	820	855	820	400	135
Rented - Loué .....	2,180	145	155	230	185	415	610	440
Lunenburg .....	8,690	3,880	1,155	990	1,010	965	450	240
Owned - Possédé .....	7,620	3,700	1,035	840	860	710	315	160
Rented - Loué .....	1,070	180	120	150	150	255	135	--
Pictou .....	11,000	3,385	1,565	1,645	1,240	1,560	1,125	480
Owned - Possédé .....	8,430	3,195	1,390	1,340	950	890	545	120
Rented - Loué .....	2,570	190	175	305	290	670	580	360
Queens .....	3,220	1,100	560	485	315	460	210	--
Owned - Possédé .....	2,765	1,070	520	390	265	350	125	--
Rented - Loué .....	455	--	--	--	--	110	--	--
Richmond .....	2,425	1,155	350	250	205	245	160	--
Owned - Possédé .....	2,310	1,150	340	245	185	195	145	--
Rented - Loué .....	115	--	--	--	--	--	--	--
Shelburne .....	3,510	1,250	635	465	480	415	190	--
Owned - Possédé .....	3,055	1,215	595	405	390	290	130	--
Rented - Loué .....	455	--	--	--	--	125	--	--
Victoria .....	1,920	950	220	200	140	250	110	--
Owned - Possédé .....	1,770	945	210	190	130	195	--	--
Rented - Loué .....	150	--	--	--	--	--	--	--
Yarmouth .....	5,690	1,850	855	725	795	700	530	235
Owned - Possédé .....	4,175	1,695	665	550	560	455	180	--
Rented - Loué .....	1,515	155	190	175	235	245	350	165
<b>New Brunswick .....</b>	<b>114,010</b>	<b>28,105</b>	<b>17,140</b>	<b>16,875</b>	<b>14,425</b>	<b>18,115</b>	<b>12,510</b>	<b>6,840</b>
Owned - Possédé .....	81,210	25,945	12,970	12,595	10,600	11,255	5,605	2,240
Rented - Loué .....	32,800	2,160	4,170	4,280	3,825	6,860	6,905	4,600
Albert .....	2,485	690	325	325	290	450	270	135
Owned - Possédé .....	2,145	665	295	305	260	375	180	--
Rented - Loué .....	340	--	--	--	--	--	--	--

1. Up to June 1, 1951. - Jusqu'au 1<sup>er</sup> juin 1951.



TABLE 57. Occupied dwellings by tenure showing first year of occupancy by present household head, for counties and census divisions, 1951 - Continued

TABLEAU 57. Logements occupés selon le mode d'occupation et première année d'occupation par le chef de ménage actuel, comtés et divisions de recensement, 1951 - suite

County or census division, and tenure Comté ou division de recensement et mode d'occupation	Total	Year of occupancy Année d'occupation						
		Before 1931 Avant 1931	1931-40	1941-45	1946-47	1948-49	1950	1951 <sup>1</sup>
		<b>New Brunswick - Con.-fin</b>						
Carleton .....	5,580	1,500	765	815	735	955	525	285
Owned - Possédé .....	4,395	1,430	660	655	605	700	250	--
Rented - Loué .....	1,185	--	105	160	130	255	275	190
Charlotte .....	6,815	2,275	1,010	855	770	1,005	550	350
Owned - Possédé .....	5,180	2,175	880	670	540	560	215	140
Rented - Loué .....	1,635	100	130	185	230	445	335	210
Gloucester .....	9,930	3,130	1,760	1,575	1,190	1,180	735	360
Owned - Possédé .....	9,070	3,035	1,695	1,475	1,085	1,055	530	195
Rented - Loué .....	860	--	--	100	105	125	205	165
Kent .....	4,950	1,705	690	805	680	670	275	125
Owned - Possédé .....	4,610	1,680	670	760	615	590	215	--
Rented - Loué .....	340	--	--	--	--	--	--	--
Kings .....	6,030	1,695	845	825	805	870	580	410
Owned - Possédé .....	4,880	1,565	765	715	660	695	325	155
Rented - Loué .....	1,150	130	--	110	145	175	255	255
Madawaska .....	6,095	1,185	695	1,130	995	945	740	405
Owned - Possédé .....	4,440	1,150	600	960	800	550	245	135
Rented - Loué .....	1,655	--	--	170	195	395	495	270
Northumberland .....	8,750	2,970	1,125	1,170	1,070	1,155	830	430
Owned - Possédé .....	7,245	2,835	1,035	1,020	875	865	480	135
Rented - Loué .....	1,505	135	--	150	195	290	350	295
Queens .....	3,300	1,010	555	525	355	405	345	105
Owned - Possédé .....	2,900	970	525	450	295	345	250	--
Rented - Loué .....	400	--	--	--	--	--	--	--
Restigouche .....	6,820	1,485	1,205	940	850	1,375	670	295
Owned - Possédé .....	5,135	1,395	1,065	745	685	840	290	115
Rented - Loué .....	1,685	--	140	195	165	535	380	180
St. John .....	18,605	2,755	3,340	2,750	2,125	3,265	2,805	1,565
Owned - Possédé .....	6,610	1,895	990	930	820	1,025	665	285
Rented - Loué .....	11,995	860	2,350	1,820	1,305	2,240	2,140	1,280
Sunbury .....	2,100	565	345	340	265	315	145	125
Owned - Possédé .....	1,745	555	305	290	205	240	--	--
Rented - Loué .....	355	--	--	--	--	--	--	--
Victoria .....	4,065	850	620	625	695	615	420	240
Owned - Possédé .....	3,335	805	565	555	645	460	235	--
Rented - Loué .....	730	--	--	--	--	155	185	170
Westmorland .....	17,930	3,450	2,440	2,810	2,375	3,060	2,480	1,315
Owned - Possédé .....	12,270	3,210	1,830	2,060	1,650	1,985	1,110	425
Rented - Loué .....	5,660	240	610	750	725	1,075	1,370	890
York .....	10,555	2,840	1,420	1,385	1,225	1,850	1,140	695
Owned - Possédé .....	7,250	2,580	1,090	1,005	860	970	520	225
Rented - Loué .....	3,305	260	330	380	365	880	620	470
<b>Québec .....</b>	<b>858,785</b>	<b>121,295</b>	<b>140,075</b>	<b>154,365</b>	<b>101,785</b>	<b>149,165</b>	<b>121,845</b>	<b>70,255</b>
Owned - Possédé .....	416,960	101,460	62,645	70,355	54,480	69,695	40,765	17,560
Rented - Loué .....	441,825	19,835	77,430	84,010	47,305	79,470	81,080	52,695
Abitibi .....	16,535	785	2,810	2,560	2,250	3,660	3,060	1,410
Owned - Possédé .....	11,650	735	2,595	2,135	1,695	2,625	1,415	450
Rented - Loué .....	4,885	--	215	425	555	1,035	1,645	960
Argenteuil .....	6,065	1,215	870	1,045	710	1,045	785	395
Owned - Possédé .....	3,960	1,040	715	695	520	605	295	--
Rented - Loué .....	2,105	175	155	350	190	440	490	305
Arthabaska .....	7,300	1,250	820	1,200	1,110	1,330	1,070	520
Owned - Possédé .....	4,995	1,195	660	945	900	720	445	130
Rented - Loué .....	2,305	--	160	255	210	610	625	390
Bagot .....	4,125	705	655	680	575	635	540	335
Owned - Possédé .....	3,200	680	625	570	425	435	300	165
Rented - Loué .....	925	--	--	110	150	200	240	170

1. Up to June 1, 1951. - Jusqu'au 1<sup>er</sup> juin 1951.

**TABLE 57. Occupied dwellings by tenure showing first year of occupancy by present household head, for counties and census divisions, 1951 - Continued**

**TABLEAU 57. Logements occupés selon le mode d'occupation et première année d'occupation par le chef de ménage actuel, comtés et divisions de recensement, 1951 - suite**

County or census division, and tenure Comté ou division de recensement et mode d'occupation	Total	Year of occupancy Année d'occupation						
		Before 1931 — Avant 1931	1931-40	1941-45	1946-47	1948-49	1950	1951 <sup>1</sup>
		<b>Québec - Con. - suite</b>						
Beauce .....	10,105	2,715	1,380	1,700	1,265	1,530	1,110	405
Owned - Possédé .....	8,500	2,640	1,305	1,560	1,095	1,095	585	220
Rented - Loué .....	1,605	--	--	140	170	435	525	185
Beauharnois .....	8,355	1,185	1,065	1,510	970	1,605	1,240	780
Owned - Possédé .....	4,070	1,025	590	800	485	585	395	190
Rented - Loué .....	4,285	160	475	710	485	1,020	845	590
Bellechasse .....	4,645	1,385	690	800	685	585	340	160
Owned - Possédé .....	4,215	1,365	665	735	620	480	280	--
Rented - Loué .....	430	--	--	--	--	105	--	--
Berthier .....	5,160	1,215	635	895	735	790	555	335
Owned - Possédé .....	3,895	1,180	545	675	560	490	275	170
Rented - Loué .....	1,265	--	--	220	175	300	280	165
Bonaventure .....	7,070	2,470	1,255	1,085	830	865	395	170
Owned - Possédé .....	6,530	2,435	1,225	1,020	750	755	245	100
Rented - Loué .....	540	--	--	--	--	110	150	--
Brome .....	3,230	735	370	535	505	585	345	155
Owned - Possédé .....	2,460	700	315	425	375	415	170	--
Rented - Loué .....	770	--	--	110	130	170	175	--
Chambly .....	17,595	1,395	1,480	2,690	2,290	4,305	3,330	2,105
Owned - Possédé .....	10,895	1,210	870	1,860	1,750	2,885	1,595	725
Rented - Loué .....	6,700	185	610	830	540	1,420	1,735	1,380
Champlain .....	16,915	3,245	2,060	2,655	2,005	3,100	2,660	1,190
Owned - Possédé .....	10,455	2,955	1,555	1,575	1,305	1,825	945	295
Rented - Loué .....	6,460	290	505	1,080	700	1,275	1,715	895
Charlevoix .....	4,630	1,420	740	660	570	610	465	165
Owned - Possédé .....	3,600	1,275	660	545	440	380	195	105
Rented - Loué .....	1,030	145	--	115	130	230	270	--
Charlevoix-Est .....	2,515	680	430	355	340	345	265	100
Owned - Possédé .....	1,855	575	360	290	265	215	--	--
Rented - Loué .....	660	105	--	--	--	130	185	--
Charlevoix-Ouest .....	2,115	740	310	305	230	265	200	--
Owned - Possédé .....	1,745	700	300	255	175	165	115	--
Rented - Loué .....	370	--	--	--	--	100	--	--
Châteauguay .....	4,100	1,100	595	555	475	675	445	255
Owned - Possédé .....	3,095	1,060	500	405	355	425	230	120
Rented - Loué .....	1,005	--	--	150	120	250	215	135
Chicoutimi .....	18,970	2,400	2,235	3,600	2,765	3,320	3,135	1,515
Owned - Possédé .....	9,180	2,050	1,480	1,915	1,260	1,275	845	355
Rented - Loué .....	9,790	350	755	1,685	1,505	2,045	2,290	1,160
Compton .....	5,180	1,125	725	890	705	905	550	280
Owned - Possédé .....	4,070	1,050	635	745	600	670	250	120
Rented - Loué .....	1,110	--	--	145	105	235	300	160
Deux-Montagnes .....	4,740	1,035	635	770	510	825	535	430
Owned - Possédé .....	3,600	975	580	645	385	580	285	150
Rented - Loué .....	1,140	--	--	125	125	245	250	280
Dorchester .....	6,135	1,730	860	1,000	825	940	555	225
Owned - Possédé .....	5,475	1,670	845	945	725	810	345	135
Rented - Loué .....	660	--	--	--	100	130	210	--
Drummond .....	11,000	1,105	1,050	1,635	1,385	2,355	2,290	1,180
Owned - Possédé .....	5,785	1,045	730	955	835	1,155	755	310
Rented - Loué .....	5,215	--	320	680	550	1,200	1,535	870
Frontenac .....	5,855	1,110	775	1,000	820	1,065	710	375
Owned - Possédé .....	4,610	1,070	680	845	720	775	345	175
Rented - Loué .....	1,245	--	--	155	100	290	365	200
Gaspé .....	10,690	3,365	1,935	1,565	1,310	1,475	800	240
Owned - Possédé .....	9,845	3,295	1,810	1,470	1,210	1,295	620	145
Rented - Loué .....	845	--	125	--	100	180	180	--
Gaspé-Est .....	6,560	2,315	1,205	900	700	815	480	145
Owned - Possédé .....	6,165	2,280	1,175	860	650	745	360	--
Rented - Loué .....	395	--	--	--	--	--	120	--

1. Up to June 1, 1951. - Jusqu'au 1<sup>er</sup> juin 1951.

**TABLE 57. Occupied dwellings by tenure showing first year of occupancy by present household head, for counties and census divisions, 1951 - Continued**

**TABLEAU 57. Logements occupés selon le mode d'occupation et première année d'occupation par le chef de ménage actuel, comtés et divisions de recensement, 1951 - suite**

County or census division, and tenure  Comté ou division de recensement et mode d'occupation	Total	Year of occupancy — Année d'occupation						
		Before 1931 — Avant 1931	1931-40	1941-45	1946-47	1948-49	1950	1951 <sup>1</sup>
<b>Québec—Con.—suite</b>								
<b>Gaspé—Con.—fin</b>								
Gaspé-Ouest .....	2,480	515	450	450	360	395	225	--
Owned — Possédé .....	2,085	485	365	395	315	310	170	--
Rented — Loué .....	395	--	--	--	--	--	--	--
Îles-de-la-Madeleine .....	1,650	535	280	215	250	265	--	--
Owned — Possédé .....	1,595	530	270	215	245	240	--	--
Rented — Loué .....	--	--	--	--	--	--	--	--
<b>Hull</b> .....	19,430	3,465	2,310	3,115	2,460	3,780	2,715	1,585
Owned — Possédé .....	11,445	3,130	1,465	1,860	1,535	1,910	1,120	425
Rented — Loué .....	7,985	335	845	1,255	925	1,870	1,595	1,160
<b>Gatineau</b> .....	7,225	1,715	860	1,040	910	1,380	840	480
Owned — Possédé .....	5,525	1,615	740	870	720	895	515	170
Rented — Loué .....	1,700	100	120	170	190	485	325	310
<b>Hull</b> .....	12,205	1,750	1,450	2,075	1,550	2,400	1,875	1,105
Owned — Possédé .....	5,920	1,515	725	990	815	1,015	605	255
Rented — Loué .....	6,285	235	725	1,085	735	1,385	1,270	850
<b>Huntingdon</b> .....	3,315	985	525	505	395	470	290	145
Owned — Possédé .....	2,685	960	455	410	330	300	165	--
Rented — Loué .....	630	--	--	--	--	170	125	--
<b>Iberville</b> .....	2,850	505	335	515	385	535	385	190
Owned — Possédé .....	1,950	480	245	390	270	365	165	--
Rented — Loué .....	900	--	--	125	115	170	220	155
<b>Joliette</b> .....	7,445	1,335	1,060	1,250	935	1,295	1,015	555
Owned — Possédé .....	4,370	1,185	665	740	585	735	315	145
Rented — Loué .....	3,075	150	395	510	350	560	700	410
<b>Kamouraska</b> .....	4,680	1,460	685	770	530	590	435	210
Owned — Possédé .....	3,875	1,390	635	660	400	475	250	--
Rented — Loué .....	805	--	--	110	130	115	185	145
<b>Labelle</b> .....	5,235	595	715	885	825	1,225	650	340
Owned — Possédé .....	4,035	555	680	800	670	905	310	115
Rented — Loué .....	1,200	--	--	--	155	320	340	225
<b>Lac-St-Jean</b> .....	12,700	2,145	1,970	2,010	1,605	2,465	1,665	840
Owned — Possédé .....	9,075	2,015	1,735	1,655	1,170	1,600	645	255
Rented — Loué .....	3,625	130	235	355	435	865	1,020	585
<b>Lac-St-Jean-Est</b> .....	4,815	910	700	725	575	995	625	285
Owned — Possédé .....	3,090	850	570	520	365	510	205	--
Rented — Loué .....	1,725	--	130	205	210	485	420	215
<b>Lac-St-Jean-Ouest</b> .....	7,885	1,235	1,270	1,285	1,030	1,470	1,040	555
Owned — Possédé .....	5,985	1,165	1,165	1,135	805	1,090	440	185
Rented — Loué .....	1,900	--	105	150	225	380	600	370
<b>Laprairie</b> .....	3,955	1,140	470	435	465	585	595	265
Owned — Possédé .....	2,745	1,045	385	300	325	325	275	--
Rented — Loué .....	1,210	--	--	135	140	260	320	175
<b>L'Assomption</b> .....	4,975	835	600	740	650	940	755	455
Owned — Possédé .....	3,115	775	510	460	415	525	300	130
Rented — Loué .....	1,860	--	--	280	235	415	455	325
<b>Lévis</b> .....	8,315	2,090	1,005	1,485	930	1,430	920	455
Owned — Possédé .....	5,670	1,955	790	1,025	585	825	345	145
Rented — Loué .....	2,645	135	215	460	345	605	575	310
<b>L'Islet</b> .....	4,245	1,415	740	680	520	505	265	120
Owned — Possédé .....	3,750	1,365	695	620	430	405	165	--
Rented — Loué .....	495	--	--	--	--	100	100	--
<b>Lotbinière</b> .....	5,295	1,450	985	880	640	795	415	130
Owned — Possédé .....	4,765	1,405	965	825	575	675	250	--
Rented — Loué .....	530	--	--	--	--	120	165	--
<b>Maskinongé</b> .....	3,835	1,155	595	505	395	625	355	205
Owned — Possédé .....	2,845	1,110	495	405	270	395	105	--
Rented — Loué .....	990	--	100	100	125	230	250	140
<b>Matane</b> .....	10,745	1,790	1,935	2,065	1,650	1,815	1,130	360
Owned — Possédé .....	9,005	1,675	1,825	1,880	1,480	1,430	560	155
Rented — Loué .....	1,740	115	110	185	170	385	570	205

1. Up to June 1, 1951. — Jusqu'au 1<sup>er</sup> juin 1951.

TABLE 57. Occupied dwellings by tenure showing first year of occupancy by present household head, for counties and census divisions, 1951 - Continued

TABLEAU 57. Logements occupés selon le mode d'occupation et première année d'occupation par le chef de ménage actuel, comtés et divisions de recensement, 1951 - suite

County or census division, and tenure Comté ou division de recensement et mode d'occupation	Total	Year of occupancy Année d'occupation						
		Before 1931 Avant 1931	1931-40	1941-45	1946-47	1948-49	1950	1951 <sup>1</sup>
		<b>Québec - Con. - suite</b>						
<b>Matane - Con. - fin</b>								
Matane	5,275	855	865	925	875	885	630	240
Owned - Possédé	4,365	770	835	865	770	720	310	--
Rented - Loué	910	--	--	--	105	165	320	145
Matapédia	5,470	935	1,070	1,140	775	930	500	120
Owned - Possédé	4,640	905	990	1,015	710	710	250	--
Rented - Loué	830	--	--	125	--	220	250	--
Mégantic	8,955	1,740	1,245	1,490	1,185	1,595	1,190	510
Owned - Possédé	6,275	1,605	980	1,020	900	985	590	195
Rented - Loué	2,680	135	265	470	285	610	600	315
Missisquoi	5,635	925	730	810	840	1,180	805	345
Owned - Possédé	3,355	835	570	465	585	525	260	115
Rented - Loué	2,280	--	160	345	255	655	545	230
Montcalm	3,810	785	495	670	585	700	350	225
Owned - Possédé	2,895	750	435	560	470	425	180	--
Rented - Loué	915	--	--	110	115	275	170	150
Montmagny	4,660	1,485	630	655	530	815	365	180
Owned - Possédé	3,965	1,460	595	520	445	640	235	--
Rented - Loué	695	--	--	135	--	175	130	110
Montmorency	3,885	1,495	425	495	405	550	335	180
Owned - Possédé	2,895	1,420	340	345	295	285	150	--
Rented - Loué	990	--	--	150	110	265	185	120
Montmorency No. 1	3,155	1,150	360	425	330	475	275	140
Owned - Possédé	2,290	1,080	285	295	235	240	120	--
Rented - Loué	865	--	--	130	--	235	155	105
Montmorency No. 2 (Île-d'Orléans)	730	345	--	--	--	--	--	--
Owned - Possédé	605	340	--	--	--	--	--	--
Rented - Loué	125	--	--	--	--	--	--	--
Montréal & Jésus Islands - Îles	325,830	24,825	67,265	65,155	33,115	54,385	49,200	31,885
Owned - Possédé	76,025	13,465	9,025	11,510	3,295	15,585	11,885	6,260
Rented - Loué	249,805	11,360	58,240	53,645	24,320	38,800	37,315	25,625
Jésus Island - Île	7,825	875	690	1,150	1,060	1,840	1,350	860
Owned - Possédé	4,670	305	545	785	655	1,090	525	265
Rented - Loué	3,155	--	145	365	405	750	825	595
Montréal Island - Île	318,005	23,950	66,575	64,005	32,055	52,545	47,850	31,025
Owned - Possédé	71,355	12,660	8,430	10,725	7,640	14,495	11,360	5,995
Rented - Loué	246,650	11,290	58,095	53,280	24,415	38,050	36,490	25,030
Napierville	1,905	500	320	305	180	270	225	105
Owned - Possédé	1,435	465	285	210	140	195	--	--
Rented - Loué	470	--	--	--	--	--	140	--
Nicolet	5,635	1,770	995	870	630	810	350	210
Owned - Possédé	4,775	1,655	925	750	555	555	220	115
Rented - Loué	860	115	--	120	--	255	130	--
Papineau	6,305	1,660	780	1,005	350	1,030	655	325
Owned - Possédé	4,725	1,530	680	755	675	620	355	110
Rented - Loué	1,580	130	100	250	175	410	300	215
Pontiac	4,570	1,330	675	750	560	620	425	210
Owned - Possédé	3,800	1,300	595	625	470	460	270	--
Rented - Loué	770	--	--	125	--	160	155	130
Portneuf	8,610	2,715	915	1,310	975	1,510	850	335
Owned - Possédé	6,295	2,565	760	955	680	335	390	110
Rented - Loué	2,315	150	155	355	295	675	460	225
Québec	50,610	6,155	7,805	9,450	6,295	8,505	7,645	4,755
Owned - Possédé	17,455	4,375	2,380	3,030	2,210	2,770	1,900	790
Rented - Loué	33,155	1,780	5,425	6,420	4,085	5,735	5,745	3,965
Richelieu	6,500	1,245	745	1,135	845	1,175	865	490
Owned - Possédé	3,850	1,170	545	695	475	580	280	105
Rented - Loué	2,650	--	200	440	370	595	585	385
Richmond	7,280	1,125	795	1,220	1,075	1,405	1,200	460
Owned - Possédé	4,460	1,050	560	790	735	715	445	165
Rented - Loué	2,820	--	235	430	340	690	755	295

1. Up to June 1, 1951. - Jusqu'au 1<sup>er</sup> juin 1951.

TABLE 57. Occupied dwellings by tenure showing first year of occupancy by present household head, for counties and census divisions, 1951 - Continued

TABLEAU 57. Logements occupés selon le mode d'occupation et première année d'occupation par le chef de ménage actuel, comtés et divisions de recensement, 1951 - suite

County or census division, and tenure Comté ou division de recensement et mode d'occupation	Total	Year of occupancy Année d'occupation						1951 <sup>1</sup>
		Before 1931 Avant 1931	1931-40	1941-45	1946-47	1948-49	1950	
<b>Québec - Con.-fin</b>								
Rimouski .....	8,865	1,425	1,510	1,520	1,095	1,545	1,115	655
Owned - Possédé .....	6,730	1,340	1,370	1,235	910	1,075	545	255
Rented - Loué .....	2,135	--	140	285	185	470	570	400
Rouville .....	4,305	860	580	785	590	660	480	350
Owned - Possédé .....	3,015	795	485	590	450	385	175	135
Rented - Loué .....	1,290	--	--	195	140	275	- 305	215
Saguenay .....	6,875	1,085	1,030	1,265	880	1,245	885	485
Owned - Possédé .....	5,340	950	960	1,045	640	805	615	325
Rented - Loué .....	1,535	135	--	220	240	440	270	160
Shefford .....	9,525	940	1,195	1,685	1,350	1,865	1,535	955
Owned - Possédé .....	5,280	840	835	1,010	875	975	495	250
Rented - Loué .....	4,245	100	360	675	475	890	1,040	705
Sherbrooke .....	14,105	1,275	1,655	2,250	1,775	2,680	2,895	1,575
Owned - Possédé .....	5,645	1,055	685	765	860	1,080	780	420
Rented - Loué .....	8,460	220	970	1,485	915	1,600	2,115	1,155
Soulanges .....	2,120	620	400	315	210	285	155	135
Owned - Possédé .....	1,615	595	335	260	150	165	--	--
Rented - Loué .....	505	--	--	--	--	120	--	100
Stanstead .....	7,805	1,075	885	1,375	1,150	1,495	1,250	575
Owned - Possédé .....	4,565	925	615	855	775	715	525	155
Rented - Loué .....	3,240	150	270	520	375	780	725	420
St-Hyacinthe .....	8,400	1,095	1,095	1,550	1,170	1,440	1,270	780
Owned - Possédé .....	3,875	945	550	710	505	585	390	190
Rented - Loué .....	4,525	150	545	840	665	855	880	590
St-Jean .....	6,175	845	890	945	735	1,095	1,085	580
Owned - Possédé .....	2,770	685	450	445	350	430	330	--
Rented - Loué .....	3,405	160	440	500	385	665	755	500
St-Maurice .....	19,190	2,450	2,815	3,830	1,840	3,440	3,075	1,740
Owned - Possédé .....	7,255	1,935	1,045	1,300	760	1,205	710	300
Rented - Loué .....	11,935	515	1,770	2,530	1,080	2,235	2,365	1,440
Témiscamingue .....	10,730	740	1,375	1,990	1,475	2,065	2,070	1,015
Owned - Possédé .....	5,910	505	1,095	1,265	980	1,120	760	185
Rented - Loué .....	4,820	235	280	725	495	945	1,310	830
Témiscouata .....	11,350	2,535	1,735	1,915	1,575	1,900	1,145	545
Owned - Possédé .....	9,260	2,405	1,595	1,635	1,320	1,400	680	225
Rented - Loué .....	2,090	130	140	280	255	500	465	320
Rivière-du-Loup .....	6,630	1,695	915	1,055	905	1,130	635	295
Owned - Possédé .....	5,210	1,610	820	840	745	760	315	120
Rented - Loué .....	1,420	--	--	215	160	370	320	175
Témiscouata .....	4,720	840	820	860	670	770	510	250
Owned - Possédé .....	4,050	795	775	795	575	640	365	105
Rented - Loué .....	670	--	--	--	--	130	145	145
Terrebonne .....	15,010	1,890	1,485	2,410	2,295	3,165	2,390	1,375
Owned - Possédé .....	8,785	1,765	1,075	1,610	1,440	1,730	840	325
Rented - Loué .....	6,225	125	410	800	855	1,435	1,550	1,050
Vaudreuil .....	4,075	965	475	540	495	705	585	310
Owned - Possédé .....	2,880	890	400	375	375	430	305	105
Rented - Loué .....	1,195	--	--	165	120	275	280	205
Verchères .....	3,785	795	505	620	490	660	430	285
Owned - Possédé .....	2,520	695	370	440	325	410	205	--
Rented - Loué .....	1,265	100	135	180	165	250	225	210
Wolfe .....	3,570	775	435	650	530	740	300	140
Owned - Possédé .....	3,020	735	410	585	470	590	165	--
Rented - Loué .....	550	--	--	--	--	150	135	--
Yamaska .....	3,290	1,115	620	530	380	370	215	--
Owned - Possédé .....	2,875	1,060	565	505	315	270	140	--
Rented - Loué .....	415	--	--	--	--	100	--	--

1. Up to June 1, 1951. - Jusqu'au 1<sup>er</sup> juin 1951.

TABLE 57. Occupied dwellings by tenure showing first year of occupancy by present household head, for counties and census divisions, 1951 - Continued

TABLEAU 57. Logements occupés selon le mode d'occupation et première année d'occupation par le chef de ménage actuel, comtés et divisions de recensement, 1951 - suite

County or census division, and tenure Comté ou division de recensement et mode d'occupation	Total	Year of occupancy Année d'occupation						
		Before 1931 — Avant 1931	1931-40	1941-45	1946-47	1948-49	1950	1951 <sup>1</sup>
<b>Ontario</b> .....	<b>1,181,125</b>	<b>218,410</b>	<b>165,305</b>	<b>192,745</b>	<b>141,690</b>	<b>211,245</b>	<b>159,995</b>	<b>91,735</b>
Owned - Possédé.....	821,335	201,075	119,150	137,015	102,590	137,465	84,770	39,270
Rented - Loué.....	359,790	17,335	46,155	55,730	39,100	73,780	75,225	52,465
<b>Algoma</b> .....	<b>15,335</b>	<b>2,715</b>	<b>1,965</b>	<b>2,510</b>	<b>2,055</b>	<b>2,855</b>	<b>2,055</b>	<b>1,180</b>
Owned - Possédé.....	11,345	2,535	1,645	1,970	1,590	2,000	1,125	480
Rented - Loué.....	3,990	180	320	540	465	855	930	700
<b>Brant</b> .....	<b>19,845</b>	<b>3,755</b>	<b>2,445</b>	<b>3,195</b>	<b>2,325</b>	<b>3,540</b>	<b>2,900</b>	<b>1,685</b>
Owned - Possédé.....	13,875	3,425	1,805	2,350	1,625	2,400	1,445	825
Rented - Loué.....	5,970	330	640	845	700	1,140	1,455	860
<b>Bruce</b> .....	<b>11,770</b>	<b>3,465</b>	<b>1,855</b>	<b>1,750</b>	<b>1,500</b>	<b>1,690</b>	<b>990</b>	<b>520</b>
Owned - Possédé.....	9,745	3,360	1,700	1,455	1,220	1,205	555	250
Rented - Loué.....	2,025	105	155	295	280	485	435	270
<b>Carleton</b> .....	<b>58,580</b>	<b>9,600</b>	<b>9,510</b>	<b>8,435</b>	<b>7,085</b>	<b>10,350</b>	<b>8,445</b>	<b>5,155</b>
Owned - Possédé.....	28,125	7,415	3,470	4,400	3,440	4,725	3,205	1,470
Rented - Loué.....	30,455	2,185	6,040	4,035	3,645	5,625	5,240	3,685
<b>Cochrane</b> .....	<b>19,415</b>	<b>1,905</b>	<b>2,955</b>	<b>2,940</b>	<b>2,700</b>	<b>3,945</b>	<b>3,015</b>	<b>1,955</b>
Owned - Possédé.....	10,975	1,670	2,285	1,980	1,660	1,925	1,030	425
Rented - Loué.....	8,440	235	670	960	1,040	2,020	1,985	1,530
<b>Dufferin</b> .....	<b>4,230</b>	<b>1,085</b>	<b>700</b>	<b>565</b>	<b>555</b>	<b>650</b>	<b>400</b>	<b>275</b>
Owned - Possédé.....	3,550	1,045	635	510	485	470	280	125
Rented - Loué.....	680	--	--	--	--	180	120	150
<b>Dundas</b> .....	<b>4,295</b>	<b>1,420</b>	<b>620</b>	<b>595</b>	<b>550</b>	<b>535</b>	<b>375</b>	<b>200</b>
Owned - Possédé.....	3,300	1,375	555	460	405	310	130	--
Rented - Loué.....	995	--	--	135	145	225	245	135
<b>Durham</b> .....	<b>8,620</b>	<b>2,030</b>	<b>1,190</b>	<b>1,110</b>	<b>995</b>	<b>1,425</b>	<b>1,185</b>	<b>685</b>
Owned - Possédé.....	6,365	1,900	940	760	830	990	665	280
Rented - Loué.....	2,255	130	250	350	165	435	520	405
<b>Elgin</b> .....	<b>15,330</b>	<b>3,595</b>	<b>1,965</b>	<b>2,230</b>	<b>1,770</b>	<b>2,500</b>	<b>1,900</b>	<b>1,370</b>
Owned - Possédé.....	10,980	3,435	1,715	1,700	1,370	1,435	850	475
Rented - Loué.....	4,350	160	250	530	400	1,065	1,050	895
<b>Essex</b> .....	<b>57,525</b>	<b>7,945</b>	<b>8,225</b>	<b>11,135</b>	<b>7,165</b>	<b>10,620</b>	<b>8,330</b>	<b>4,105</b>
Owned - Possédé.....	37,690	7,310	5,820	7,750	4,965	5,965	4,200	1,680
Rented - Loué.....	19,835	635	2,405	3,385	2,200	4,655	4,130	2,425
<b>Frontenac</b> .....	<b>16,010</b>	<b>2,845</b>	<b>2,320</b>	<b>2,375</b>	<b>1,880</b>	<b>2,975</b>	<b>2,145</b>	<b>1,470</b>
Owned - Possédé.....	9,370	2,475	1,380	1,465	1,110	1,665	845	430
Rented - Loué.....	6,640	370	940	910	770	1,310	1,300	1,040
<b>Glengarry</b> .....	<b>4,305</b>	<b>1,405</b>	<b>530</b>	<b>690</b>	<b>550</b>	<b>660</b>	<b>295</b>	<b>175</b>
Owned - Possédé.....	3,405	1,350	465	540	415	435	120	--
Rented - Loué.....	900	--	--	150	135	225	175	--
<b>Grenville</b> .....	<b>4,845</b>	<b>1,505</b>	<b>645</b>	<b>840</b>	<b>505</b>	<b>605</b>	<b>500</b>	<b>245</b>
Owned - Possédé.....	3,430	1,330	510	540	345	350	275	--
Rented - Loué.....	1,415	175	135	300	160	255	225	165
<b>Grey</b> .....	<b>16,565</b>	<b>4,565</b>	<b>2,215</b>	<b>2,490</b>	<b>2,080</b>	<b>2,705</b>	<b>1,630</b>	<b>880</b>
Owned - Possédé.....	13,335	4,240	1,975	2,080	1,715	1,880	965	480
Rented - Loué.....	3,230	325	240	410	365	825	665	400
<b>Haldimand</b> .....	<b>6,735</b>	<b>1,920</b>	<b>1,000</b>	<b>985</b>	<b>790</b>	<b>1,010</b>	<b>720</b>	<b>310</b>
Owned - Possédé.....	5,135	1,855	815	705	650	645	350	115
Rented - Loué.....	1,600	--	185	280	140	365	370	195
<b>Haliburton</b> .....	<b>2,050</b>	<b>480</b>	<b>335</b>	<b>350</b>	<b>305</b>	<b>300</b>	<b>185</b>	<b>--</b>
Owned - Possédé.....	1,710	475	320	305	265	205	105	--
Rented - Loué.....	340	--	--	--	--	--	--	--
<b>Halton</b> .....	<b>12,215</b>	<b>2,040</b>	<b>1,275</b>	<b>1,715</b>	<b>1,740</b>	<b>2,445</b>	<b>1,945</b>	<b>1,055</b>
Owned - Possédé.....	9,380	1,935	1,090	1,430	1,370	1,785	1,240	530
Rented - Loué.....	2,835	105	185	285	370	660	705	525
<b>Hastings</b> .....	<b>19,740</b>	<b>3,915</b>	<b>2,585</b>	<b>3,040</b>	<b>2,230</b>	<b>3,665</b>	<b>2,760</b>	<b>1,545</b>
Owned - Possédé.....	12,940	3,650	1,915	2,060	1,655	2,150	1,085	425
Rented - Loué.....	6,800	265	670	980	575	1,515	1,675	1,120
<b>Huron</b> .....	<b>13,870</b>	<b>3,890</b>	<b>1,935</b>	<b>2,015</b>	<b>1,800</b>	<b>1,845</b>	<b>1,415</b>	<b>970</b>
Owned - Possédé.....	10,895	3,710	1,760	1,665	1,520	1,270	665	305
Rented - Loué.....	2,975	180	175	350	280	575	750	665

1. Up to June 1, 1951. - Jusqu' 1<sup>er</sup> juin 1951.

TABLE 57. Occupied dwellings by tenure showing first year of occupancy by present household head, for counties and census divisions, 1951 — Continued

TABLEAU 57. Logements occupés selon le mode d'occupation et première année d'occupation par le chef de ménage actuel, comtés et divisions de recensement, 1951 — suite

County or census division, and tenure Comté ou division de recensement et mode d'occupation	Total	Year of occupancy Année d'occupation						
		Before 1931 — Avant 1931	1931-40	1941-45	1946-47	1948-49	1950	1951 <sup>1</sup>
		<b>Ontario — Con.—suite</b>						
Kenora .....	10,205	1,335	1,630	1,535	1,390	2,070	1,380	865
Owned — Possédé .....	6,660	1,100	1,280	1,150	1,055	1,225	535	315
Rented — Loué .....	3,545	235	350	385	335	845	845	550
Kent .....	22,180	4,400	3,055	3,310	2,795	3,980	2,815	1,825
Owned — Possédé .....	15,270	4,105	2,485	2,315	1,965	2,520	1,285	595
Rented — Loué .....	6,910	295	570	995	830	1,460	1,530	1,230
Lambton .....	20,610	4,820	2,630	3,050	2,205	3,730	2,460	1,715
Owned — Possédé .....	15,835	4,600	2,290	2,530	1,815	2,485	1,390	725
Rented — Loué .....	4,775	220	340	520	390	1,245	1,070	990
Lanark .....	9,675	2,885	1,250	1,435	1,295	1,465	885	460
Owned — Possédé .....	7,095	2,665	940	995	990	935	375	195
Rented — Loué .....	2,580	220	310	440	305	530	510	265
Leeds .....	10,295	2,880	1,495	1,600	1,190	1,545	1,050	535
Owned — Possédé .....	6,975	2,500	985	1,110	805	965	430	180
Rented — Loué .....	3,320	380	510	490	385	580	620	355
Lennox & Addington .....	5,440	1,555	670	955	755	815	445	245
Owned — Possédé .....	4,235	1,485	555	725	580	560	200	130
Rented — Loué .....	1,205	--	115	230	175	255	245	115
Lincoln .....	24,300	3,795	3,175	4,330	2,965	4,380	3,455	2,200
Owned — Possédé .....	16,845	3,425	2,455	3,130	2,250	2,780	1,860	945
Rented — Loué .....	7,455	370	720	1,200	715	1,600	1,595	1,255
Manitoulin .....	2,805	795	480	425	335	465	195	110
Owned — Possédé .....	2,430	780	420	405	290	390	115	--
Rented — Loué .....	375	--	--	--	--	--	--	--
Middlesex .....	44,090	8,430	5,940	6,430	5,075	7,820	6,410	3,985
Owned — Possédé .....	30,425	7,840	4,370	4,240	3,660	5,170	3,535	1,610
Rented — Loué .....	13,665	590	1,570	2,190	1,415	2,650	2,875	2,375
Muskoka .....	6,860	1,415	960	1,045	1,020	1,330	680	410
Owned — Possédé .....	5,845	1,375	845	895	865	955	400	145
Rented — Loué .....	1,380	--	115	150	155	375	280	265
Nipissing .....	11,485	1,980	1,295	1,625	1,540	2,400	1,670	975
Owned — Possédé .....	8,375	1,760	1,065	1,215	1,250	1,820	900	365
Rented — Loué .....	3,110	220	230	410	290	580	770	610
Norfolk .....	11,785	1,960	1,655	1,670	1,755	1,765	1,530	1,450
Owned — Possédé .....	8,215	1,865	1,440	1,330	1,330	1,090	720	440
Rented — Loué .....	3,570	--	215	340	425	675	810	1,010
Northumberland .....	9,495	2,530	1,200	1,320	1,115	1,500	1,095	735
Owned — Possédé .....	6,955	2,380	995	955	805	940	570	310
Rented — Loué .....	2,540	150	205	365	310	560	525	425
Ontario .....	23,005	4,115	2,860	4,110	2,800	4,265	3,120	1,735
Owned — Possédé .....	16,485	3,795	2,310	2,930	2,130	2,870	1,580	870
Rented — Loué .....	6,520	320	550	1,180	670	1,395	1,540	865
Oxford .....	16,440	3,615	2,425	2,485	1,945	2,865	1,765	1,340
Owned — Possédé .....	11,660	3,415	1,955	1,860	1,290	1,765	830	545
Rented — Loué .....	4,780	200	470	625	655	1,100	935	795
Parry Sound .....	7,255	1,480	1,095	1,345	1,045	1,170	725	395
Owned — Possédé .....	5,795	1,420	1,010	1,155	815	840	410	145
Rented — Loué .....	1,460	--	--	190	230	330	315	250
Peel .....	14,505	2,060	1,485	2,180	1,990	2,980	2,545	1,265
Owned — Possédé .....	10,515	1,925	1,205	1,535	1,455	2,055	1,650	690
Rented — Loué .....	3,990	135	280	645	535	925	895	575
Perth .....	14,740	4,050	2,030	2,335	1,735	2,375	1,315	900
Owned — Possédé .....	11,430	3,830	1,715	1,850	1,365	1,510	715	445
Rented — Loué .....	3,310	220	315	485	370	865	600	455
Peterborough .....	15,985	3,075	2,175	2,580	1,890	2,985	2,075	1,205
Owned — Possédé .....	11,265	2,785	1,535	1,830	1,450	2,010	1,135	520
Rented — Loué .....	4,720	290	640	750	440	975	940	685
Prescott .....	5,590	1,700	750	795	665	835	505	340
Owned — Possédé .....	4,245	1,615	640	635	500	520	245	--
Rented — Loué .....	1,345	--	110	160	165	315	260	250

1. Up to June 1, 1951. — Jusqu'au 1<sup>er</sup> juin 1951.

**TABLE 57. Occupied dwellings by tenure showing first year of occupancy by present household head, for counties and census divisions, 1951 - Continued**

**TABLEAU 57. Logements occupés selon le mode d'occupation et première année d'occupation par le chef de ménage actuel, comtés et divisions de recensement, 1951 - suite**

County or census division, and tenure Comté ou division de recensement et mode d'occupation	Total	Year of occupancy Année d'occupation						
		Before 1931 — Avant 1931	1931-40	1941-45	1946-47	1948-49	1950	1951 <sup>1</sup>
		<b>Ontario - Con.-fin</b>						
Prince Edward .....	5,310	1,550	700	735	610	640	695	380
Owned - Possédé .....	3,740	1,435	600	575	460	375	205	--
Rented - Loué .....	1,570	115	100	160	150	265	490	290
Rainy River .....	5,740	865	780	920	920	1,015	905	335
Owned - Possédé .....	4,590	805	740	795	810	750	570	120
Rented - Loué .....	1,150	--	--	125	110	265	335	215
Renfrew .....	15,655	3,840	1,935	2,270	2,025	2,705	1,985	895
Owned - Possédé .....	11,680	3,725	1,735	1,860	1,515	1,670	915	260
Rented - Loué .....	3,975	115	200	410	510	1,035	1,070	635
Russell .....	3,825	1,115	535	635	525	475	330	210
Owned - Possédé .....	3,115	1,050	485	560	420	320	195	--
Rented - Loué .....	710	--	--	--	105	155	135	125
Simcoe .....	27,390	5,935	3,485	3,855	3,505	5,115	3,530	1,965
Owned - Possédé .....	20,560	5,615	2,960	3,080	2,815	3,565	1,760	765
Rented - Loué .....	6,830	320	525	775	690	1,550	1,770	1,200
Stormont .....	11,705	2,115	1,405	1,835	1,395	2,095	1,830	1,030
Owned - Possédé .....	6,510	1,925	885	955	920	1,035	585	205
Rented - Loué .....	5,195	190	520	880	475	1,060	1,245	825
Sudbury .....	24,340	2,575	3,340	3,635	3,390	5,280	3,885	2,235
Owned - Possédé .....	14,050	2,150	2,575	2,320	2,050	2,765	1,665	525
Rented - Loué .....	10,290	425	765	1,315	1,340	2,515	2,220	1,710
Thunder Bay .....	26,860	3,520	3,540	4,450	3,755	5,430	3,875	2,290
Owned - Possédé .....	19,020	3,295	3,095	3,780	2,800	3,505	1,680	865
Rented - Loué .....	7,840	225	445	670	955	1,925	2,195	1,425
Timiskaming .....	12,730	1,395	1,905	1,915	1,795	2,500	2,165	1,055
Owned - Possédé .....	7,660	1,300	1,605	1,395	1,235	1,310	590	225
Rented - Loué .....	5,070	--	300	520	560	1,190	1,575	830
Victoria .....	7,830	2,400	1,010	1,185	970	1,060	775	430
Owned - Possédé .....	6,120	2,305	855	860	765	690	430	215
Rented - Loué .....	1,710	--	155	325	205	370	345	215
Waterloo .....	32,600	6,375	4,525	5,360	3,680	5,970	4,430	2,260
Owned - Possédé .....	23,180	5,900	3,450	3,820	2,720	3,815	2,370	1,105
Rented - Loué .....	9,420	475	1,075	1,540	960	2,155	2,060	1,155
Welland .....	32,345	5,870	3,910	5,655	3,705	6,025	4,405	2,775
Owned - Possédé .....	23,010	5,395	3,015	4,365	2,620	3,995	2,305	1,315
Rented - Loué .....	9,335	475	895	1,290	1,085	2,030	2,100	1,460
Wellington .....	17,765	4,285	2,555	2,685	2,090	3,005	2,050	1,095
Owned - Possédé .....	13,050	4,020	1,945	1,895	1,595	1,925	1,025	645
Rented - Loué .....	4,715	265	610	790	495	1,080	1,025	450
Wentworth .....	70,070	10,925	9,385	12,510	7,830	12,795	10,540	6,085
Owned - Possédé .....	47,735	9,865	6,250	8,765	5,475	8,515	5,995	2,870
Rented - Loué .....	22,335	1,060	3,135	3,745	2,355	4,280	4,545	3,215
York .....	288,935	46,690	43,770	51,575	31,410	52,075	41,285	22,130
Owned - Possédé .....	205,575	43,135	27,660	35,075	23,090	38,015	26,465	12,135
Rented - Loué .....	83,360	3,555	16,110	16,500	8,320	14,060	14,820	9,995
<b>Manitoba</b>								
.....	202,400	31,580	27,560	34,735	28,950	38,970	27,375	13,230
Owned - Possédé .....	144,645	29,510	22,535	27,020	22,225	25,345	13,080	4,930
Rented - Loué .....	57,755	2,070	5,025	7,715	6,725	13,625	14,295	8,300
Division No. 1 .....	5,380	1,050	920	965	735	995	500	215
Owned - Possédé .....	4,735	1,005	880	880	670	820	360	120
Rented - Loué .....	645	--	--	--	--	175	140	--
Division No. 2 .....	8,955	1,655	1,475	1,815	1,295	1,535	795	385
Owned - Possédé .....	7,630	1,565	1,405	1,625	1,150	1,210	500	175
Rented - Loué .....	1,325	--	--	190	145	325	295	210
Division No. 3 .....	6,030	1,520	810	1,045	975	940	485	255
Owned - Possédé .....	4,685	1,380	705	855	800	590	245	110
Rented - Loué .....	1,345	140	105	190	175	350	240	145
Division No. 4 .....	4,230	1,040	550	785	690	690	290	185
Owned - Possédé .....	3,165	945	445	585	515	455	135	--
Rented - Loué .....	1,065	--	105	200	175	235	155	100

1. Up to June 1, 1951. - Jusqu'au 1<sup>er</sup> juin 1951.



**TABLE 57. Occupied dwellings by tenure showing first year of occupancy by present household head, for counties and census divisions, 1951 - Continued**

**TABLEAU 57. Logements occupés selon le mode d'occupation et première année d'occupation par le chef de ménage actuel, comtés et divisions de recensement, 1951 - suite**

County or census division, and tenure Comté ou division de recensement et mode d'occupation	Total	Year of occupancy Année d'occupation						
		Before 1931 — Avant 1931	1931-40	1941-45	1946-47	1948-49	1950	1951 <sup>1</sup>
		<b>Manitoba - Con.-fin</b>						
Division No. 5	13,900	2,455	1,990	2,230	2,065	2,740	1,640	780
Owned - Possédé	11,495	2,350	1,755	2,000	1,790	2,120	1,055	425
Rented - Loué	2,405	105	235	230	275	620	585	355
Division No. 6	88,090	11,335	10,180	14,465	11,765	18,735	14,640	6,970
Owned - Possédé	52,400	10,405	6,760	9,595	7,705	10,200	5,565	2,170
Rented - Loué	35,690	930	3,420	4,870	4,060	8,535	9,075	4,800
Division No. 7	10,740	2,085	1,265	1,740	1,550	1,930	1,365	805
Owned - Possédé	7,370	1,975	1,045	1,260	1,125	1,105	610	250
Rented - Loué	3,370	110	220	480	425	825	755	555
Division No. 8	5,435	990	730	1,070	760	945	570	370
Owned - Possédé	4,060	935	620	925	580	630	265	105
Rented - Loué	1,375	--	110	145	180	315	305	265
Division No. 9	15,240	2,385	1,910	2,280	2,195	3,065	2,320	1,085
Owned - Possédé	12,415	2,285	1,735	1,930	1,930	2,430	1,530	575
Rented - Loué	2,825	100	175	350	265	635	790	510
Division No. 10	5,040	910	860	965	770	380	480	175
Owned - Possédé	4,250	835	820	845	675	705	285	--
Rented - Loué	790	--	--	120	--	175	195	--
Division No. 11	7,030	1,435	1,195	1,275	1,155	1,105	575	290
Owned - Possédé	5,610	1,300	1,055	1,120	935	790	320	--
Rented - Loué	1,420	135	140	155	220	315	255	200
Division No. 12	5,640	1,145	1,295	970	680	710	560	280
Owned - Possédé	4,995	1,100	1,250	900	600	640	365	140
Rented - Loué	645	--	--	--	--	--	195	140
Division No. 13	6,320	1,095	1,160	1,075	1,075	1,095	525	295
Owned - Possédé	5,500	1,075	1,070	965	965	935	305	185
Rented - Loué	820	--	--	110	110	160	220	110
Division No. 14	6,185	1,195	945	1,085	1,000	1,155	585	220
Owned - Possédé	5,225	1,125	885	915	895	970	340	--
Rented - Loué	960	--	--	170	105	185	245	125
Division No. 15	3,210	325	510	715	585	565	345	165
Owned - Possédé	2,820	315	480	660	535	455	275	100
Rented - Loué	390	--	--	--	--	110	--	--
Division No. 16	10,975	960	1,765	2,255	1,655	1,885	1,700	755
Owned - Possédé	8,290	915	1,625	1,960	1,355	1,290	925	220
Rented - Loué	2,685	--	140	295	300	595	775	535
<b>Saskatchewan</b>	<b>221,455</b>	<b>42,190</b>	<b>29,615</b>	<b>38,080</b>	<b>34,100</b>	<b>40,750</b>	<b>25,635</b>	<b>11,085</b>
Owned - Possédé	164,800	38,895	25,375	30,565	26,470	26,405	13,400	3,690
Rented - Loué	56,655	3,295	4,240	7,515	7,630	14,345	12,235	7,395
Division No. 1	9,475	1,860	1,115	1,765	1,565	1,980	840	350
Owned - Possédé	7,205	1,700	950	1,445	1,235	1,320	420	135
Rented - Loué	2,270	160	165	320	330	660	420	215
Division No. 2	8,700	2,000	1,050	1,630	1,310	1,495	880	335
Owned - Possédé	6,080	1,775	855	1,215	905	905	335	--
Rented - Loué	2,620	225	195	415	405	590	545	245
Division No. 3	8,175	2,330	1,005	1,420	1,125	1,245	775	275
Owned - Possédé	6,165	2,155	860	1,140	835	740	340	--
Rented - Loué	2,010	175	145	280	290	505	435	180
Division No. 4	5,005	1,765	540	755	565	805	430	145
Owned - Possédé	3,845	1,620	455	600	455	520	145	--
Rented - Loué	1,160	145	--	155	110	285	285	--
Division No. 5	12,950	2,635	1,630	2,485	2,050	2,525	1,210	415
Owned - Possédé	10,470	2,455	1,430	2,130	1,705	1,810	780	160
Rented - Loué	2,480	180	200	355	345	715	430	255
Division No. 6	30,535	4,575	3,175	5,565	4,765	6,315	3,995	2,145
Owned - Possédé	19,735	4,175	2,165	3,755	3,420	3,610	1,920	690
Rented - Loué	10,800	400	1,010	1,810	1,345	2,705	2,075	1,455
Division No. 7	14,620	2,995	1,495	2,515	2,005	2,890	1,765	955
Owned - Possédé	9,620	2,725	1,150	1,915	1,345	1,485	750	250
Rented - Loué	5,000	270	345	600	660	1,405	1,015	705

1. Up to June 1, 1951. - Jusqu'au 1<sup>er</sup> juin 1951.

**TABLE 57. Occupied dwellings by tenure showing first year of occupancy by present household head, for counties and census divisions, 1951 - Continued**

**TABLEAU 57. Logements occupés selon le mode d'occupation et première année d'occupation par le chef de ménage actuel, comtés et divisions de recensement, 1951 - suite**

County or census division, and tenure  Comté ou division de recensement et mode d'occupation	Total	Year of occupancy — Année d'occupation						1951 <sup>1</sup>
		Before 1931 — Avant 1931	1931-40	1941-45	1946-47	1948-49	1950	
<b>Saskatchewan - Con.-fin</b>								
Division No. 8 .....	10,230	2,215	1,330	1,935	1,595	1,650	1,085	420
Owned - Possédé .....	7,205	2,030	1,095	1,420	1,165	955	445	--
Rented - Loué .....	3,025	185	235	515	430	695	640	325
Division No. 9 .....	14,275	2,840	2,325	2,290	2,115	2,530	1,635	540
Owned - Possédé .....	11,575	2,655	2,090	1,975	1,735	1,870	1,015	235
Rented - Loué .....	2,700	185	235	315	380	660	620	305
Division No. 10 .....	9,580	2,040	1,430	1,585	1,455	1,720	1,090	260
Owned - Possédé .....	8,045	1,885	1,355	1,425	1,230	1,345	705	100
Rented - Loué .....	1,535	155	--	160	225	375	385	160
Division No. 11 .....	23,525	3,420	2,380	3,840	3,795	4,620	3,740	1,730
Owned - Possédé .....	16,005	3,180	1,920	2,850	2,745	2,835	1,840	635
Rented - Loué .....	7,520	240	460	990	1,050	1,785	1,900	1,095
Division No. 12 .....	7,795	2,015	1,055	1,235	1,155	1,225	745	365
Owned - Possédé .....	5,725	1,815	890	950	895	735	370	--
Rented - Loué .....	2,070	200	165	285	260	490	375	295
Division No. 13 .....	8,205	2,000	1,060	1,145	1,405	1,400	770	425
Owned - Possédé .....	6,135	1,870	895	960	1,035	855	405	115
Rented - Loué .....	2,070	130	165	185	370	545	365	310
Division No. 14 .....	16,360	2,045	2,985	2,700	2,510	3,125	2,230	765
Owned - Possédé .....	13,350	1,870	2,740	2,415	2,170	2,395	1,470	290
Rented - Loué .....	3,010	175	245	285	340	730	760	475
Division No. 15 .....	19,670	3,645	3,140	3,525	2,995	3,335	2,065	965
Owned - Possédé .....	15,630	3,420	2,945	3,115	2,455	2,235	1,130	330
Rented - Loué .....	4,040	225	195	410	540	1,100	935	635
Division No. 16 .....	11,250	2,190	1,920	1,880	1,725	1,905	1,110	520
Owned - Possédé .....	8,865	2,025	1,740	1,670	1,375	1,295	600	160
Rented - Loué .....	2,385	165	180	210	350	610	510	360
Division No. 17 .....	7,770	1,440	1,405	1,305	1,225	1,255	815	325
Owned - Possédé .....	6,330	1,365	1,315	1,125	1,070	895	445	115
Rented - Loué .....	1,440	--	--	180	155	360	370	210
Division No. 18 .....	3,335	180	575	505	740	730	455	150
Owned - Possédé .....	2,815	175	525	460	695	600	285	--
Rented - Loué .....	520	--	--	--	--	130	170	--
<b>Alberta .....</b>	<b>250,750</b>	<b>34,850</b>	<b>32,180</b>	<b>38,375</b>	<b>35,275</b>	<b>48,255</b>	<b>39,220</b>	<b>22,595</b>
Owned - Possédé .....	179,055	32,125	27,390	30,990	27,830	32,800	20,375	7,545
Rented - Loué .....	71,695	2,725	4,790	7,385	7,445	15,455	18,845	15,050
Division No. 1 .....	9,905	1,625	1,270	1,405	1,215	2,155	1,465	770
Owned - Possédé .....	6,555	1,435	1,040	1,125	905	1,250	580	220
Rented - Loué .....	3,350	190	230	280	310	905	885	550
Division No. 2 .....	18,645	2,710	2,440	2,600	2,225	3,670	3,150	1,850
Owned - Possédé .....	12,650	2,485	2,085	2,030	1,705	2,195	1,615	535
Rented - Loué .....	5,995	225	355	570	520	1,475	1,535	1,315
Division No. 3 .....	4,625	685	630	920	435	980	610	365
Owned - Possédé .....	3,295	605	535	730	325	670	325	105
Rented - Loué .....	1,330	--	--	190	110	310	285	260
Division No. 4 .....	7,960	1,310	990	1,410	1,090	1,515	1,065	580
Owned - Possédé .....	5,635	1,175	855	1,175	775	985	520	150
Rented - Loué .....	2,325	135	135	235	315	530	545	430
Division No. 5 .....	4,835	1,090	790	800	655	860	460	180
Owned - Possédé .....	3,725	990	690	655	540	580	200	--
Rented - Loué .....	1,110	100	100	145	115	280	260	110
Division No. 6 .....	55,095	7,050	6,045	7,530	7,480	10,925	10,025	6,040
Owned - Possédé .....	35,010	6,465	4,200	5,365	5,505	6,665	4,825	1,985
Rented - Loué .....	20,085	585	1,845	2,165	1,975	4,260	5,200	4,055
Division No. 7 .....	8,115	1,995	1,125	1,435	1,245	1,165	785	365
Owned - Possédé .....	6,330	1,845	965	1,210	1,030	790	340	150
Rented - Loué .....	1,785	150	160	225	215	375	445	215
Division No. 8 .....	19,225	3,230	2,405	3,240	2,880	3,495	2,535	1,440
Owned - Possédé .....	14,435	2,960	2,165	2,745	2,360	2,420	1,270	515
Rented - Loué .....	4,790	270	240	495	520	1,075	1,265	925

1. Up to June 1, 1951. - Jusqu'au 1<sup>er</sup> juin 1951.

TABLE 57. Occupied dwellings by tenure showing first year of occupancy by present household head, for counties and census divisions, 1951 - Concluded

TABLEAU 57. Logements occupés selon le mode d'occupation et première année d'occupation par le chef de ménage actuel, comtés et divisions de recensement, 1951 - fin

County or census division, and tenure Comté ou division de recensement et mode d'occupation	Total	Year of occupancy Année d'occupation						
		Before 1931 — Avant 1931	1931-40	1941-45	1946-47	1948-49	1950	1951 <sup>1</sup>
		<b>Alberta - Con. - fin</b>						
Division No. 9 .....	8,780	1,100	1,400	1,475	1,460	1,575	1,185	585
Owned - Possédé .....	6,880	1,020	1,295	1,220	1,240	1,195	675	235
Rented - Loué .....	1,900	--	105	255	220	380	510	350
Division No. 10 .....	13,095	3,090	2,125	2,285	1,800	1,970	1,245	580
Owned - Possédé .....	11,015	2,930	2,010	2,035	1,575	1,525	730	210
Rented - Loué .....	2,080	160	115	250	225	445	515	370
Division No. 11 .....	59,550	5,730	5,825	8,505	8,125	12,610	11,375	7,380
Owned - Possédé .....	39,650	5,300	4,750	6,555	6,145	8,595	6,015	2,290
Rented - Loué .....	19,900	430	1,075	1,950	1,980	4,015	5,360	5,090
Division No. 12 .....	4,940	555	755	675	835	965	815	340
Owned - Possédé .....	3,605	495	705	535	615	675	480	100
Rented - Loué .....	1,335	--	--	140	220	290	335	240
Division No. 13 .....	7,015	995	1,465	1,290	1,175	1,115	675	300
Owned - Possédé .....	6,120	960	1,400	1,215	1,065	910	410	160
Rented - Loué .....	895	--	--	--	110	205	265	140
Division No. 14 .....	12,080	1,940	2,255	2,145	1,825	1,985	1,320	610
Owned - Possédé .....	10,440	1,850	2,185	1,955	1,610	1,630	860	350
Rented - Loué .....	1,640	--	--	190	215	355	460	260
Division No. 15 .....	5,430	535	815	835	885	1,050	810	500
Owned - Possédé .....	4,295	490	790	785	730	885	440	175
Rented - Loué .....	1,135	--	--	--	155	165	370	325
Division No. 16 .....	8,915	1,065	1,450	1,365	1,525	1,635	1,285	590
Owned - Possédé .....	7,245	995	1,340	1,210	1,320	1,335	810	235
Rented - Loué .....	1,670	--	110	155	205	300	475	355
Division No. 17 .....	2,540	145	395	460	420	585	415	120
Owned - Possédé .....	2,170	125	380	445	385	495	280	--
Rented - Loué .....	370	--	--	--	--	--	135	--
<b>British Columbia</b>								
Owned - Possédé .....	337,780	30,930	36,180	49,835	49,600	75,475	59,500	36,260
Rented - Loué .....	235,160	29,505	29,700	39,775	39,570	53,135	30,720	13,755
Total .....	102,620	2,425	6,480	10,060	10,030	22,340	28,780	22,505
Division No. 1 .....	7,700	995	985	1,080	1,100	1,470	1,405	665
Owned - Possédé .....	5,235	880	845	835	845	980	665	185
Rented - Loué .....	2,465	115	140	245	255	490	740	480
Division No. 2 .....	17,125	2,045	2,280	2,530	2,680	3,735	2,465	1,390
Owned - Possédé .....	11,615	1,700	1,960	1,940	1,960	2,395	1,200	460
Rented - Loué .....	5,510	345	320	590	720	1,340	1,265	930
Division No. 3 .....	22,455	2,130	2,105	3,345	3,725	4,875	3,785	2,490
Owned - Possédé .....	15,960	1,955	1,820	2,795	3,030	3,410	1,970	980
Rented - Loué .....	6,495	175	285	550	695	1,465	1,815	1,510
Division No. 4 .....	189,320	16,080	19,885	29,450	27,520	42,955	33,455	19,975
Owned - Possédé .....	132,885	14,885	15,650	23,185	22,030	30,975	17,995	8,165
Rented - Loué .....	56,435	1,195	4,235	6,265	5,490	11,980	15,460	11,810
Division No. 5 .....	64,305	6,245	6,865	8,545	9,505	14,745	11,240	7,160
Owned - Possédé .....	45,160	5,855	5,820	7,095	7,755	10,335	5,605	2,695
Rented - Loué .....	19,145	390	1,045	1,450	1,750	4,410	5,635	4,465
Division No. 6 .....	12,035	1,255	1,180	1,480	1,705	2,610	2,310	1,495
Owned - Possédé .....	7,765	1,175	1,010	1,155	1,325	1,670	1,040	390
Rented - Loué .....	4,270	--	170	325	380	940	1,270	1,105
Division No. 7 .....	4,775	360	605	775	660	1,060	875	440
Owned - Possédé .....	2,690	310	465	490	425	590	345	--
Rented - Loué .....	2,085	--	140	285	235	470	530	375
Division No. 8 .....	10,975	1,005	1,150	1,205	1,380	2,300	2,385	1,550
Owned - Possédé .....	7,455	970	1,065	985	1,105	1,635	1,180	515
Rented - Loué .....	3,520	--	--	220	275	665	1,205	1,035
Division No. 9 .....	4,995	580	550	655	745	1,085	810	570
Owned - Possédé .....	3,430	565	505	565	590	710	330	165
Rented - Loué .....	1,565	--	--	--	155	375	480	405
Division No. 10 .....	4,095	235	575	770	580	640	770	525
Owned - Possédé .....	2,965	210	560	730	505	435	390	135
Rented - Loué .....	1,130	--	--	--	--	205	380	390

1. Up to June 1, 1951. - Jusqu'au 1<sup>er</sup> juin 1951.

TABLE 58. Occupied dwellings by tenure showing first year of occupancy by present household head, for incorporated cities, towns, and villages of 10,000 population and over, 1951

TABLEAU 58. Logements occupés selon le mode d'occupation et première année d'occupation par le chef de ménage actuel, cités, villes et villages constitués de 10,000 et plus, 1951

City, town or village, and tenure Cité, ville ou village et mode d'occupation	Total	Year of occupancy Année d'occupation						
		Before 1931 — Avant 1931	1931-40	1941-45	1946-47	1948-49	1950	1951 <sup>1</sup>
		<b>Newfoundland</b>						
St. John's .....	10,570	2,395	1,845	1,520	1,260	1,850	1,215	485
Owned — Possédé .....	6,520	2,110	1,215	1,025	755	795	490	130
Rented — Loué .....	4,050	285	630	495	505	1,055	725	355
<b>Prince Edward Island</b>								
Charlottetown .....	3,515	645	615	500	360	695	455	245
Owned — Possédé .....	1,595	555	290	170	165	235	120	--
Rented — Loué .....	1,920	--	325	330	195	460	335	185
<b>Nova Scotia</b>								
Dartmouth .....	3,450	540	430	410	535	675	545	315
Owned — Possédé .....	2,020	485	290	255	340	305	245	100
Rented — Loué .....	1,430	--	140	155	195	370	300	215
Glace Bay .....	5,325	1,610	1,060	690	675	710	435	145
Owned — Possédé .....	4,220	1,550	945	550	515	405	200	--
Rented — Loué .....	1,105	--	115	140	160	305	235	--
Halifax .....	18,710	2,365	3,385	2,810	2,030	3,565	2,900	1,655
Owned — Possédé .....	8,785	1,865	1,680	1,615	1,040	1,405	880	300
Rented — Loué .....	9,925	500	1,705	1,195	990	2,160	2,020	1,355
New Waterford .....	2,090	465	430	270	290	325	220	--
Owned — Possédé .....	1,625	435	410	240	235	205	--	--
Rented — Loué .....	465	--	--	--	--	120	135	--
Sydney .....	6,325	1,235	1,130	1,255	720	950	735	300
Owned — Possédé .....	4,350	1,105	880	950	450	545	295	125
Rented — Loué .....	1,975	130	250	305	270	405	440	175
Truro .....	2,810	440	425	305	370	565	490	215
Owned — Possédé .....	1,705	400	315	215	265	305	170	--
Rented — Loué .....	1,105	--	110	--	105	260	320	180
<b>New Brunswick</b>								
Edmundston .....	2,180	325	240	390	320	385	340	180
Owned — Possédé .....	1,165	300	160	250	200	155	--	--
Rented — Loué .....	1,015	--	--	140	120	230	260	160
Fredericton .....	4,255	675	610	465	480	1,025	590	410
Owned — Possédé .....	1,985	565	350	210	225	340	200	--
Rented — Loué .....	2,270	110	260	255	255	685	390	315
Moncton .....	6,595	970	965	915	880	1,130	1,100	635
Owned — Possédé .....	2,890	810	460	440	355	455	250	120
Rented — Loué .....	3,705	160	505	475	525	675	850	515
Saint John .....	13,180	1,845	2,600	1,975	1,470	2,200	1,975	1,115
Owned — Possédé .....	2,910	1,115	485	400	335	325	165	--
Rented — Loué .....	10,270	730	2,115	1,575	1,135	1,875	1,810	1,030
<b>Québec</b>								
Arvida .....	1,910	100	165	445	355	350	250	245
Owned — Possédé .....	385	--	--	--	--	--	--	--
Rented — Loué .....	1,525	--	120	350	315	295	210	175
Cap-de-la-Madeleine .....	3,795	300	465	630	320	900	800	380
Owned — Possédé .....	1,945	255	295	300	180	515	320	--
Rented — Loué .....	1,850	--	170	330	140	385	480	300

1. Up to June 1, 1951. — Jusqu' au 1<sup>er</sup> juin 1951.

TABLE 58. Occupied dwellings by tenure showing first year of occupancy by present household head, for incorporated cities, towns, and villages of 10,000 population and over, 1951 - Continued

TABLEAU 58. Logements occupés selon le mode d'occupation et première année d'occupation par le chef de ménage actuel, cités, villes et villages constitués de 10,000 et plus, 1951 - suite

City, town or village, and tenure Cité, ville ou village et mode d'occupation	Total	Year of occupancy Année d'occupation						
		Before 1931 — Avant 1931	1931-40	1941-45	1946-47	1948-49	1950	1951 <sup>1</sup>
		<b>Québec - Con.—suite</b>						
Chicoutimi .....	3,875	545	345	770	505	685	730	295
Owned - Possédé .....	1,625	475	195	340	215	175	180	--
Rented - Loué .....	2,250	--	150	430	290	510	550	250
Drummondville .....	3,160	180	295	590	370	580	810	335
Owned - Possédé .....	1,020	165	110	205	125	165	200	--
Rented - Loué .....	2,140	--	185	385	245	415	610	285
Granby .....	4,990	290	545	910	645	1,045	940	615
Owned - Possédé .....	1,960	245	280	340	305	410	255	125
Rented - Loué .....	3,030	--	265	570	340	635	685	490
Grand'Mère .....	2,390	330	335	415	305	410	405	190
Owned - Possédé .....	955	240	145	155	125	185	--	--
Rented - Loué .....	1,435	--	190	260	180	225	335	155
Hull .....	9,325	1,380	1,170	1,585	1,185	1,750	1,370	885
Owned - Possédé .....	4,175	1,160	535	660	540	655	425	200
Rented - Loué .....	5,150	220	635	925	645	1,095	945	685
Jacques-Cartier .....	4,780	--	--	670	780	1,440	1,015	695
Owned - Possédé .....	3,285	--	--	600	655	1,135	495	220
Rented - Loué .....	1,495	--	--	--	125	305	520	475
Joliette .....	3,250	385	465	525	395	615	550	315
Owned - Possédé .....	1,030	295	145	120	120	225	--	--
Rented - Loué .....	2,220	--	320	405	275	390	475	265
Jonquières .....	3,755	305	420	740	590	690	625	385
Owned - Possédé .....	1,640	270	245	370	250	230	160	115
Rented - Loué .....	2,115	--	175	370	340	460	465	270
Lachine .....	6,385	510	1,090	1,125	695	1,340	1,125	500
Owned - Possédé .....	2,675	335	285	370	335	645	500	205
Rented - Loué .....	3,710	175	805	755	360	695	625	295
Lasalle .....	2,790	150	215	385	355	685	675	325
Owned - Possédé .....	1,235	130	115	170	140	325	255	100
Rented - Loué .....	1,555	--	100	215	215	360	420	225
Lévis .....	2,435	460	285	430	380	450	300	130
Owned - Possédé .....	1,385	415	175	225	245	220	--	--
Rented - Loué .....	1,050	--	110	205	135	230	225	100
Longueuil .....	2,485	165	385	450	260	545	380	300
Owned - Possédé .....	1,225	120	175	230	140	295	150	115
Rented - Loué .....	1,260	--	210	220	120	250	230	185
Magog .....	2,725	255	305	500	345	505	570	245
Owned - Possédé .....	1,140	170	195	225	150	180	180	--
Rented - Loué .....	1,585	--	110	275	195	325	390	205
Montréal .....	247,485	18,035	54,005	50,955	24,485	39,225	36,335	24,445
Owned - Possédé .....	43,215	8,440	5,305	6,130	4,145	8,470	6,945	3,780
Rented - Loué .....	204,270	9,595	48,700	44,825	20,340	30,755	29,390	20,665
Montréal N. ....	2,985	190	175	505	390	680	815	230
Owned - Possédé .....	1,675	185	115	360	265	425	260	--
Rented - Loué .....	1,310	--	--	145	125	255	555	165
Mont-Royal .....	3,110	165	370	550	455	770	400	400
Owned - Possédé .....	2,210	145	225	360	345	565	285	285
Rented - Loué .....	900	--	145	190	110	205	115	115
Outremont .....	7,420	675	2,065	1,535	600	975	920	650
Owned - Possédé .....	2,375	455	510	560	190	335	210	115
Rented - Loué .....	5,045	220	1,555	975	410	640	710	535
Québec .....	34,970	3,830	6,210	6,930	4,250	5,375	5,055	3,320
Owned - Possédé .....	8,540	2,330	1,230	1,475	1,020	1,195	855	435
Rented - Loué .....	26,430	1,500	4,980	5,455	3,230	4,180	4,200	2,885
Rimouski .....	2,100	150	200	310	240	405	510	285
Owned - Possédé .....	1,125	115	140	195	145	230	220	--
Rented - Loué .....	975	--	--	115	--	175	290	205
Rouyn .....	3,015	200	335	405	245	640	850	340
Owned - Possédé .....	1,125	--	220	205	135	270	210	--
Rented - Loué .....	1,890	125	115	200	110	370	640	330

1. Up to June 1, 1951.— Jusqu'au 1<sup>er</sup> juin 1951.

TABLE 58. Occupied dwellings by tenure showing first year of occupancy by present household head, for incorporated cities, towns, and villages of 10,000 population and over, 1951 - Continued

TABLEAU 58. Logements occupés selon le mode d'occupation et première année d'occupation par le chef de ménage actuel, cités, villes et villages constitués de 10,000 et plus, 1951 - suite

City, town or village, and tenure Cité, ville ou village et mode d'occupation	Total	Year of occupancy Année d'occupation						
		Before 1931 — Avant 1931	1931-40	1941-45	1946-47	1948-49	1950	1951 <sup>1</sup>
		<b>Québec—Con.—fin</b>						
St-Hyacinthe .....	4,420	355	615	880	575	735	805	455
Owned — Possédé .....	1,175	245	180	205	130	185	190	--
Rented — Loué .....	3,245	110	455	675	445	550	615	395
St-Jean .....	4,090	440	605	710	440	725	785	385
Owned — Possédé .....	1,320	315	195	225	155	210	175	--
Rented — Loué .....	2,770	125	410	485	285	515	610	340
St-Jérôme (Terrebonne Co.) .....	3,990	265	375	735	610	885	770	350
Owned — Possédé .....	1,470	205	150	335	225	290	215	--
Rented — Loué .....	2,520	--	225	400	385	595	555	300
St-Laurent .....	4,975	175	225	540	365	1,440	1,575	655
Owned — Possédé .....	1,910	130	--	260	220	535	500	180
Rented — Loué .....	3,065	--	140	280	145	905	1,075	475
St-Michel .....	2,255	--	110	375	245	425	515	520
Owned — Possédé .....	1,395	--	100	245	130	250	275	335
Rented — Loué .....	860	--	--	130	115	175	240	185
Shawinigan Falls .....	5,670	470	885	1,180	660	860	955	660
Owned — Possédé .....	1,310	300	230	250	190	205	--	--
Rented — Loué .....	4,360	170	655	930	470	655	885	595
Sherbrooke .....	11,545	825	1,370	1,970	1,365	2,170	2,475	1,370
Owned — Possédé .....	3,785	625	445	580	550	715	580	290
Rented — Loué .....	7,760	200	925	1,390	815	1,455	1,895	1,080
Sillery .....	2,155	170	220	310	315	450	450	240
Owned — Possédé .....	1,440	120	185	210	215	320	280	110
Rented — Loué .....	715	--	--	100	100	130	170	130
Sorel .....	3,065	470	360	640	445	505	385	260
Owned — Possédé .....	1,400	410	195	320	195	170	--	--
Rented — Loué .....	1,665	--	165	320	250	335	335	200
Thetford Mines .....	3,330	570	485	590	395	550	490	250
Owned — Possédé .....	1,945	500	330	300	255	260	210	--
Rented — Loué .....	1,385	--	155	290	140	290	280	160
Trois-Rivières .....	9,530	945	1,415	1,950	825	1,940	1,565	890
Owned — Possédé .....	2,670	635	320	415	245	525	360	170
Rented — Loué .....	6,860	310	1,095	1,535	580	1,415	1,205	720
Valleyfield (Salaberry-de-) .....	4,890	565	635	1,060	520	915	740	455
Owned — Possédé .....	2,020	430	310	505	210	270	220	--
Rented — Loué .....	2,870	135	325	555	310	645	520	380
Verdun .....	19,805	1,330	5,490	4,660	2,180	2,870	2,010	1,265
Owned — Possédé .....	3,130	585	395	550	455	660	360	125
Rented — Loué .....	16,675	745	5,095	4,110	1,725	2,210	1,650	1,140
Victoriaville .....	2,890	285	290	380	380	595	630	330
Owned — Possédé .....	1,335	265	175	215	225	215	190	--
Rented — Loué .....	1,555	--	115	165	155	380	440	280
Westmount .....	6,260	1,150	1,185	1,250	575	995	630	475
Owned — Possédé .....	3,180	940	445	555	320	525	255	140
Rented — Loué .....	3,080	210	740	695	255	470	375	335
<b>Ontario</b>								
Barrie .....	3,525	495	410	495	395	775	545	410
Owned — Possédé .....	2,225	460	305	350	270	440	275	125
Rented — Loué .....	1,300	--	105	145	125	335	270	285
Belleville .....	5,465	785	695	865	540	1,215	895	470
Owned — Possédé .....	2,945	715	400	445	350	635	295	105
Rented — Loué .....	2,520	--	295	420	190	580	600	365
Brantford .....	10,375	2,010	1,325	1,635	1,150	1,790	1,535	930
Owned — Possédé .....	6,410	1,830	915	1,005	685	1,000	625	350
Rented — Loué .....	3,965	180	410	630	465	790	910	580
Brockville .....	3,385	795	595	465	340	550	485	155
Owned — Possédé .....	1,635	575	225	235	160	255	150	--
Rented — Loué .....	1,750	220	370	230	180	295	335	120

1. Up to June 1, 1951. — Jusqu'au 1<sup>er</sup> juin 1951.

**TABLE 58. Occupied dwellings by tenure showing first year of occupancy by present household head, for incorporated cities, towns, and villages of 10,000 population and over, 1951 - Continued**

**TABLEAU 58. Logements occupés selon le mode d'occupation et première année d'occupation par le chef de ménage actuel, cités, villes et villages constitués de 10,000 et plus, 1951 - suite**

City, town or village, and tenure — Cité, ville ou village et mode d'occupation	Total	Year of occupancy — Année d'occupation						
		Before 1931 — Avant 1931	1931-40	1941-45	1946-47	1948-49	1950	1951 <sup>1</sup>
<b>Ontario - Con. - suite</b>								
Chatham .....	6,105	885	795	1,070	765	1,185	850	555
Owned - Possédé .....	3,440	830	560	575	475	625	295	--
Rented - Loué .....	2,665	--	235	495	290	560	555	475
Cornwall .....	4,100	555	565	760	460	750	675	335
Owned - Possédé .....	1,730	480	255	290	240	295	120	--
Rented - Loué .....	2,370	--	310	470	220	455	555	285
Eastview .....	3,190	300	255	395	360	670	685	525
Owned - Possédé .....	1,450	270	145	185	190	335	250	--
Rented - Loué .....	1,740	--	110	210	170	335	435	450
Forest Hill .....	4,250	285	920	895	550	735	555	310
Owned - Possédé .....	2,885	255	705	630	415	465	280	135
Rented - Loué .....	1,365	--	215	265	135	270	275	175
Fort William .....	9,300	1,335	1,185	1,700	1,290	1,725	1,315	750
Owned - Possédé .....	6,675	1,240	995	1,425	1,030	1,170	560	255
Rented - Loué .....	2,625	--	190	275	260	555	755	495
Galt .....	5,470	935	855	960	550	1,070	750	350
Owned - Possédé .....	3,520	850	520	580	435	655	360	120
Rented - Loué .....	1,950	--	335	380	115	415	390	230
Guelph .....	7,105	1,365	1,005	1,190	665	1,335	1,070	475
Owned - Possédé .....	4,320	1,215	565	705	430	715	445	245
Rented - Loué .....	2,785	150	440	485	235	620	625	230
Hamilton .....	55,340	8,585	7,785	10,590	6,005	9,810	7,960	4,605
Owned - Possédé .....	36,090	7,735	4,865	7,310	3,965	6,115	4,155	1,945
Rented - Loué .....	19,250	850	2,920	3,280	2,040	3,695	3,805	2,660
Kingston .....	8,710	1,245	1,525	1,265	1,015	1,725	1,180	755
Owned - Possédé .....	4,115	975	680	605	470	810	385	190
Rented - Loué .....	4,595	270	845	660	545	915	795	565
Kitchener .....	11,570	2,055	1,460	1,950	1,155	2,100	1,830	1,020
Owned - Possédé .....	7,500	1,890	1,060	1,345	735	1,135	880	455
Rented - Loué .....	4,070	165	400	605	420	965	950	565
Leaside .....	4,645	--	705	1,075	655	1,165	660	345
Owned - Possédé .....	3,780	--	640	915	555	945	465	220
Rented - Loué .....	865	--	--	160	100	220	195	125
London .....	26,385	4,550	3,630	4,175	2,970	4,800	3,820	2,440
Owned - Possédé .....	15,895	4,135	2,260	2,385	1,825	2,790	1,730	770
Rented - Loué .....	10,490	415	1,370	1,790	1,145	2,010	2,090	1,670
Mimico .....	3,015	385	410	625	360	480	430	325
Owned - Possédé .....	2,130	370	320	520	285	330	210	--
Rented - Loué .....	885	--	--	105	--	150	220	230
New Toronto .....	2,360	290	420	580	315	350	260	145
Owned - Possédé .....	1,790	285	320	430	235	240	175	105
Rented - Loué .....	570	--	100	150	--	110	--	--
Niagara Falls .....	6,105	1,380	725	1,055	465	1,080	855	545
Owned - Possédé .....	3,920	1,280	470	795	260	580	340	195
Rented - Loué .....	2,185	100	255	260	205	500	515	350
North Bay .....	4,400	950	415	570	570	920	625	350
Owned - Possédé .....	3,005	825	280	400	455	670	265	110
Rented - Loué .....	1,395	125	135	170	115	250	360	240
Orillia .....	3,430	615	340	525	460	745	525	220
Owned - Possédé .....	2,435	585	285	390	340	525	225	--
Rented - Loué .....	995	--	--	135	120	220	300	135
Oshawa .....	11,225	1,540	1,575	2,135	1,245	2,215	1,615	900
Owned - Possédé .....	8,245	1,430	1,245	1,660	925	1,535	930	520
Rented - Loué .....	2,980	110	330	475	320	680	685	380
Ottawa .....	48,965	7,325	8,540	7,210	5,990	8,735	6,990	4,175
Owned - Possédé .....	21,260	5,215	2,680	3,505	2,600	3,690	2,415	1,155
Rented - Loué .....	27,705	2,110	5,860	3,705	3,390	5,045	4,575	3,020
Owen Sound .....	4,465	805	610	655	545	880	615	355
Owned - Possédé .....	3,080	715	455	490	415	570	280	155
Rented - Loué .....	1,385	--	155	165	130	310	335	200

1. Up to June 1, 1951. - Jusqu'au 1<sup>er</sup> juin 1951.

TABLE 58. Occupied dwellings by tenure showing first year of occupancy by present household head, for incorporated cities, towns, and villages of 10,000 population and over, 1951 - Continued

TABLEAU 58. Logements occupés selon le mode d'occupation et première année d'occupation par le chef de ménage actuel, cités, villes et villages constitués de 10,000 et plus, 1951 - suite

City, town or village, and tenure  Cité, ville ou village et mode d'occupation	Total	Year of occupancy Année d'occupation						
		Before 1931 — Avant 1931	1931-40	1941-45	1946-47	1948-49	1950	1951 <sup>1</sup>
<b>Ontario—Con.—fin</b>								
Pembroke .....	3,045	580	340	650	350	550	440	135
Owned — Possédé .....	2,220	560	290	525	205	375	220	--
Rented — Loué .....	825	--	--	125	145	175	220	--
Peterborough .....	10,020	1,600	1,420	1,770	1,045	1,970	1,415	800
Owned — Possédé .....	6,370	1,350	855	1,175	755	1,210	685	340
Rented — Loué .....	3,650	250	565	595	290	760	730	460
Port Arthur .....	8,425	1,165	1,105	1,370	1,135	1,640	1,355	655
Owned — Possédé .....	6,275	1,070	985	1,195	885	1,195	640	305
Rented — Loué .....	2,150	--	120	175	250	445	715	350
St. Catharines .....	10,380	1,720	1,510	2,140	1,125	1,665	1,355	865
Owned — Possédé .....	6,595	1,520	1,035	1,430	770	920	575	345
Rented — Loué .....	3,785	200	475	710	355	745	780	520
St. Thomas .....	5,540	1,280	625	895	535	1,025	675	505
Owned — Possédé .....	3,450	1,215	465	550	380	490	205	155
Rented — Loué .....	2,090	--	160	345	155	545	470	350
Sarnia .....	9,380	1,445	910	1,545	1,020	2,005	1,480	975
Owned — Possédé .....	6,620	1,360	710	1,250	780	1,280	820	420
Rented — Loué .....	2,760	--	200	295	240	725	660	555
Sault Ste. Marie .....	7,855	1,695	1,040	1,410	930	1,360	925	495
Owned — Possédé .....	5,330	1,550	795	1,040	605	735	450	155
Rented — Loué .....	2,525	145	245	370	325	625	475	340
Stratford .....	5,445	1,165	785	900	560	1,035	660	340
Owned — Possédé .....	3,650	1,055	585	630	395	535	320	130
Rented — Loué .....	1,795	110	200	270	165	500	340	210
Sudbury .....	9,450	665	1,290	1,550	1,380	1,865	1,635	1,065
Owned — Possédé .....	4,435	565	870	910	695	720	490	135
Rented — Loué .....	5,015	100	420	640	685	1,145	1,145	880
Timmins .....	6,920	415	1,080	1,080	835	1,380	1,285	845
Owned — Possédé .....	3,380	365	885	700	505	525	315	--
Rented — Loué .....	3,540	--	195	380	330	855	970	760
Toronto .....	157,175	32,855	27,585	30,465	15,705	23,270	17,475	9,820
Owned — Possédé .....	97,795	29,925	14,535	17,945	9,655	13,585	8,255	3,895
Rented — Loué .....	59,380	2,930	13,050	12,520	6,050	9,685	9,220	5,925
Trenton .....	2,770	370	370	425	240	500	515	350
Owned — Possédé .....	1,490	340	225	250	160	255	190	--
Rented — Loué .....	1,280	--	145	175	--	245	325	280
Waterloo .....	3,045	635	470	540	380	510	360	150
Owned — Possédé .....	2,170	560	395	380	275	275	190	--
Rented — Loué .....	875	--	--	160	105	235	170	--
Welland .....	3,935	545	435	860	420	700	570	405
Owned — Possédé .....	2,585	465	335	625	265	455	260	180
Rented — Loué .....	1,350	--	100	235	155	245	310	225
Windsor .....	31,815	3,905	4,945	6,910	3,465	5,765	4,570	2,255
Owned — Possédé .....	17,300	3,460	2,895	4,175	1,950	2,315	1,740	765
Rented — Loué .....	14,515	445	2,050	2,735	1,515	3,450	2,830	1,490
Woodstock .....	4,635	675	640	685	555	1,015	635	430
Owned — Possédé .....	2,740	600	400	450	315	560	285	130
Rented — Loué .....	1,895	--	240	235	240	455	350	300
<b>Manitoba</b>								
Brandon .....	5,360	810	590	855	865	1,040	750	450
Owned — Possédé .....	3,430	775	435	545	570	565	385	155
Rented — Loué .....	1,930	--	155	310	295	475	365	295
St. Boniface .....	6,625	630	665	1,005	840	1,835	1,075	575
Owned — Possédé .....	4,070	575	500	765	640	980	430	180
Rented — Loué .....	2,555	--	165	240	200	855	645	395
Winnipeg .....	64,630	8,300	7,395	10,635	8,080	13,290	11,485	5,445
Owned — Possédé .....	34,280	7,570	4,290	6,255	4,550	6,375	3,800	1,440
Rented — Loué .....	30,350	730	3,105	4,380	3,530	6,915	7,685	4,005

1. Up to June 1, 1951. — Jusqu'au 1<sup>er</sup> juin 1951.



TABLE 58. Occupied dwellings by tenure showing first year of occupancy by present household head, for incorporated cities, towns, and villages of 10,000 population and over, 1951 - Concluded

TABLEAU 58. Logements occupés selon le mode d'occupation et première année d'occupation par le chef de ménage actuel, cités, villes et villages constitués de 10,000 et plus, 1951 - fin

City, town or village, and tenure Cité, ville ou village et mode d'occupation	Total	Year of occupancy Année d'occupation						
		Before 1931 — Avant 1931	1931-40	1941-45	1946-47	1948-49	1950	1951 <sup>1</sup>
		<b>Saskatchewan</b>						
Moose Jaw .....	7,320	670	640	1,305	990	1,835	1,135	745
Owned - Possédé .....	4,170	620	450	955	630	875	475	165
Rented - Loué .....	3,150	--	190	350	360	960	660	580
Prince Albert .....	4,355	255	350	720	695	1,085	700	550
Owned - Possédé .....	2,725	240	320	575	510	595	305	180
Rented - Loué .....	1,630	--	--	145	185	490	395	370
Regina .....	19,160	1,745	1,830	3,380	2,930	4,495	3,050	1,730
Owned - Possédé .....	11,060	1,605	1,045	2,060	1,975	2,435	1,400	540
Rented - Loué .....	8,100	140	785	1,320	955	2,060	1,650	1,190
Saskatoon .....	14,980	1,325	1,295	2,305	2,530	3,320	2,790	1,415
Owned - Possédé .....	9,585	1,270	960	1,615	1,870	1,980	1,370	520
Rented - Loué .....	5,395	--	335	690	660	1,340	1,420	895
<b>Alberta</b>								
Calgary .....	37,710	4,305	3,635	4,910	4,915	7,640	7,590	4,715
Owned - Possédé .....	22,240	3,930	2,025	3,280	3,465	4,390	3,650	1,500
Rented - Loué .....	15,470	375	1,610	1,630	1,450	3,250	3,940	3,215
Edmonton .....	42,925	3,220	3,450	5,965	5,715	9,350	9,345	5,880
Owned - Possédé .....	26,325	2,970	2,515	4,275	4,030	6,075	4,805	1,655
Rented - Loué .....	16,600	250	935	1,690	1,685	3,275	4,540	4,225
Lethbridge .....	6,580	710	640	790	815	1,650	1,320	655
Owned - Possédé .....	3,955	645	500	550	550	840	655	215
Rented - Loué .....	2,625	--	140	240	265	810	665	440
Medicine Hat .....	4,925	515	555	720	585	1,310	830	410
Owned - Possédé .....	2,910	450	420	580	405	670	280	105
Rented - Loué .....	2,015	--	135	140	180	640	550	305
<b>British Columbia</b>								
New Westminster .....	7,985	690	940	1,365	1,035	1,745	1,420	790
Owned - Possédé .....	5,345	640	820	1,105	820	1,045	695	220
Rented - Loué .....	2,640	--	120	260	215	700	725	570
North Vancouver .....	4,535	585	455	750	485	1,045	805	410
Owned - Possédé .....	3,355	555	405	585	370	785	470	185
Rented - Loué .....	1,180	--	--	165	115	260	335	225
Penticton .....	3,110	250	235	425	445	785	560	410
Owned - Possédé .....	2,290	235	210	350	370	540	380	205
Rented - Loué .....	820	--	--	--	--	245	180	205
Trail .....	3,150	290	415	440	400	790	535	280
Owned - Possédé .....	1,715	275	350	340	220	325	170	--
Rented - Loué .....	1,435	--	--	100	180	465	365	245
Vancouver .....	101,330	9,685	11,780	15,810	13,335	21,625	18,160	10,935
Owned - Possédé .....	63,885	8,860	8,340	11,320	9,495	13,900	8,210	3,760
Rented - Loué .....	37,445	825	3,440	4,490	3,840	7,725	9,950	7,175
Victoria .....	15,790	1,815	1,570	2,025	1,860	3,330	3,170	2,020
Owned - Possédé .....	9,195	1,665	1,100	1,550	1,295	1,925	1,105	555
Rented - Loué .....	6,595	150	470	475	565	1,405	2,065	1,465

1. Up to June 1, 1951. - Jusqu'au 1<sup>er</sup> juin 1951.

TABLE 59. Occupied dwellings by tenure showing first year of occupancy by present household head, for census metropolitan areas, 1951

TABLEAU 59. Logements occupés selon le mode d'occupation et première année d'occupation par le chef de ménage actuel, zones métropolitaines de recensement, 1951

Census metropolitan area and tenure — Zone métropolitaine de recensement et mode d'occupation	Total	Year of occupancy — Année d'occupation						
		Before 1931 — Avant 1931	1931-40	1941-45	1946-47	1948-49	1950	1951 <sup>1</sup>
Calgary .....	40,235	4,430	3,860	5,230	5,410	8,310	8,070	4,925
Owned — Possédé .....	24,135	4,050	2,230	3,545	3,890	4,910	3,910	1,600
Rented — Loué .....	16,100	380	1,630	1,685	1,520	3,400	4,160	3,325
Edmonton .....	46,395	3,285	3,610	6,385	6,335	10,220	10,065	6,495
Owned — Possédé .....	28,880	3,035	2,675	4,675	4,570	6,750	5,275	1,900
Rented — Loué .....	17,515	250	935	1,710	1,765	3,470	4,790	4,595
Halifax .....	29,640	3,675	4,800	4,450	3,610	5,955	4,575	2,575
Owned — Possédé .....	16,230	3,090	2,830	2,950	2,240	2,870	1,645	605
Rented — Loué .....	13,410	585	1,970	1,500	1,370	3,085	2,930	1,970
Hamilton .....	68,640	10,005	9,160	12,487	7,710	12,765	10,450	6,065
Owned — Possédé .....	46,655	9,005	6,015	8,820	5,395	8,535	6,000	2,885
Rented — Loué .....	21,985	1,000	3,145	3,665	2,315	4,230	4,450	3,180
London .....	32,835	5,150	4,380	4,835	3,720	6,255	5,290	3,205
Owned — Possédé .....	21,170	4,710	2,920	2,930	2,490	4,035	2,825	1,260
Rented — Loué .....	11,665	440	1,460	1,905	1,230	2,220	2,465	1,945
Montréal .....	334,705	25,065	67,830	66,590	34,225	56,800	51,060	33,135
Owned — Possédé .....	81,570	13,635	9,200	12,475	9,275	17,315	12,960	6,710
Rented — Loué .....	253,135	11,430	58,630	54,115	24,950	39,485	38,100	26,425
Ottawa .....	66,265	9,650	10,415	9,855	8,115	12,390	9,845	5,995
Owned — Possédé .....	29,895	7,230	3,675	4,825	3,770	5,385	3,455	1,555
Rented — Loué .....	36,370	2,420	6,740	5,030	4,345	7,005	6,390	4,440
Québec .....	54,930	7,170	8,325	10,315	6,775	9,250	8,115	4,980
Owned — Possédé .....	19,910	5,310	2,715	3,510	2,420	3,110	1,980	865
Rented — Loué .....	35,020	1,860	5,610	6,805	4,355	6,140	6,135	4,115
Saint John .....	19,735	2,860	3,475	2,870	2,310	3,555	2,960	1,705
Owned — Possédé .....	7,480	1,995	1,105	1,035	990	1,265	750	340
Rented — Loué .....	12,255	865	2,370	1,835	1,320	2,290	2,210	1,365
St. John's (Nfld.) .....	12,995	2,850	2,310	2,000	1,585	2,180	1,445	625
Owned — Possédé .....	8,565	2,540	1,660	1,460	1,045	1,000	645	215
Rented — Loué .....	4,430	310	650	540	540	1,180	800	410
Toronto .....	273,200	43,750	41,975	49,415	29,125	49,075	39,110	20,750
Owned — Possédé .....	193,405	40,365	26,145	33,405	21,300	35,755	25,010	11,425
Rented — Loué .....	79,795	3,385	15,830	16,010	7,825	13,320	14,100	9,325
Vancouver .....	153,975	13,575	16,645	23,910	21,050	34,920	27,920	15,955
Owned — Possédé .....	105,445	12,550	12,655	18,225	16,265	24,525	14,795	6,430
Rented — Loué .....	48,530	1,025	3,990	5,685	4,785	10,395	13,125	9,525
Victoria .....	31,620	3,210	3,480	4,200	4,200	7,080	5,840	3,610
Owned — Possédé .....	22,010	3,015	2,840	3,435	3,415	5,035	2,895	1,375
Rented — Loué .....	9,610	195	640	765	785	2,045	2,945	2,235
Windsor .....	41,595	4,620	6,170	8,575	4,970	7,805	6,410	3,045
Owned — Possédé .....	25,605	4,140	4,000	5,675	3,275	4,055	3,150	1,310
Rented — Loué .....	15,990	480	2,170	2,900	1,695	3,750	3,260	1,735
Winnipeg .....	95,955	11,910	10,455	15,235	12,865	21,120	16,485	7,885
Owned — Possédé .....	58,770	10,985	6,930	10,215	8,725	12,210	6,935	2,770
Rented — Loué .....	37,185	925	3,525	5,020	4,140	8,910	9,550	5,115

1. Up to June 1, 1951. — Jusqu'au 1<sup>er</sup> juin 1951.



TABLE 61. Tenant-occupied non-farm dwellings by monthly rent, for counties and census divisions, 1951  
 TABLEAU 61. Logements non agricoles occupés par des locataires selon le loyer mensuel, comtés et divisions de recensement, 1951

County or census division Comté ou division de recensement	Total	Monthly rent Loyer mensuel									
		No rent paid — Aucun loyer payé	\$1-14	\$15-19	\$20-24	\$25-29	\$30-39	\$40-49	\$50-59	\$60-69	\$70+
<b>CANADA</b> .....	<b>1, 110, 960</b>	<b>59, 675</b>	<b>87, 705</b>	<b>97, 330</b>	<b>125, 840</b>	<b>137, 540</b>	<b>205, 360</b>	<b>140, 285</b>	<b>94, 340</b>	<b>65, 835</b>	<b>97, 050</b>
<b>Newfoundland</b> .....	<b>9, 340</b>	<b>1, 510</b>	<b>1, 890</b>	<b>1, 090</b>	<b>1, 130</b>	<b>930</b>	<b>1, 160</b>	<b>605</b>	<b>405</b>	<b>150</b>	<b>470</b>
Division No. 1 .....	5, 700	750	1, 185	615	620	685	855	360	210	110	310
Division No. 2 .....	165	--	--	--	--	--	--	--	--	--	--
Division No. 3 .....	190	--	--	--	--	--	--	--	--	--	--
Division No. 4 .....	250	--	--	--	--	--	--	--	--	--	--
Division No. 5 .....	650	120	115	--	105	--	--	--	--	--	--
Division No. 6 .....	1, 580	110	275	305	265	145	--	105	150	--	130
Division No. 7 .....	200	--	105	--	--	--	--	--	--	--	--
Division No. 8 .....	180	100	--	--	--	--	--	--	--	--	--
Division No. 9 .....	--	--	--	--	--	--	--	--	--	--	--
Division No. 10 .....	345	115	--	--	--	--	--	--	--	--	--
<b>Prince Edward Island</b> .....	<b>3, 780</b>	<b>405</b>	<b>445</b>	<b>305</b>	<b>415</b>	<b>370</b>	<b>515</b>	<b>605</b>	<b>320</b>	<b>275</b>	<b>125</b>
Kings .....	280	--	--	--	--	--	--	--	--	--	--
Prince .....	1, 215	190	155	--	--	--	155	250	--	120	--
Queens .....	2, 285	135	200	235	305	265	330	345	230	155	--
<b>Nova Scotia</b> .....	<b>34, 180</b>	<b>3, 265</b>	<b>5, 545</b>	<b>3, 865</b>	<b>4, 460</b>	<b>3, 500</b>	<b>4, 615</b>	<b>3, 310</b>	<b>2, 180</b>	<b>1, 545</b>	<b>1, 895</b>
Annapolis .....	985	220	145	105	--	--	--	--	--	--	--
Antigonish .....	315	--	--	--	--	--	--	--	--	--	--
Cape Breton .....	5, 115	390	1, 155	815	885	530	520	340	215	175	--
Colchester .....	1, 700	215	210	150	180	145	240	275	200	--	--
Cumberland .....	1, 910	210	720	315	225	110	180	--	--	--	--
Digby .....	645	135	220	--	--	--	--	--	--	--	--
Guysborough .....	225	--	--	--	--	--	--	--	--	--	--
Halifax .....	14, 245	580	840	1, 075	1, 705	1, 880	2, 420	1, 720	1, 365	1, 035	1, 625
Hants .....	950	190	240	165	150	--	--	--	--	--	--
Inverness .....	270	--	135	--	--	--	--	--	--	--	--
Kings .....	1, 765	155	325	165	170	105	200	360	120	110	--
Lunenburg .....	1, 030	255	235	165	125	--	--	--	--	--	--
Pictou .....	2, 465	295	550	305	400	190	445	160	--	--	--
Queens .....	440	--	105	--	--	--	--	--	--	--	--
Richmond .....	--	--	--	--	--	--	--	--	--	--	--
Shelburne .....	455	140	180	--	--	--	--	--	--	--	--
Victoria .....	140	--	--	--	--	--	--	--	--	--	--
Yarmouth .....	1, 430	165	340	260	295	155	120	--	--	--	--
<b>New Brunswick</b> .....	<b>31, 715</b>	<b>2, 310</b>	<b>5, 220</b>	<b>4, 260</b>	<b>4, 240</b>	<b>3, 895</b>	<b>4, 760</b>	<b>3, 435</b>	<b>1, 825</b>	<b>1, 070</b>	<b>700</b>
Albert .....	330	--	105	--	--	--	--	--	--	--	--
Carleton .....	1, 060	200	305	165	120	135	100	--	--	--	--
Charlotte .....	1, 555	215	505	255	215	195	115	--	--	--	--
Gloucester .....	785	100	185	--	120	--	--	--	--	--	--
Kent .....	320	--	145	--	--	--	--	--	--	--	--
Kings .....	1, 030	150	255	125	125	130	115	--	--	--	--
Madawaska .....	1, 615	100	275	155	280	235	245	220	--	--	--
Northumberland .....	1, 385	140	460	145	105	--	150	190	--	--	--
Queens .....	305	--	135	--	--	--	--	--	--	--	--
Restigouche .....	1, 625	140	390	195	180	155	300	140	--	--	--
St. John .....	11, 955	245	1, 290	2, 160	1, 925	1, 815	1, 945	1, 170	725	445	235
Sunbury .....	320	125	--	--	--	--	--	--	--	--	--
Victoria .....	665	--	240	110	100	--	--	--	--	--	--
Westmorland .....	5, 560	330	415	390	505	585	1, 140	925	610	360	300
York .....	3, 205	270	420	325	465	355	505	505	190	--	--
<b>Québec</b> .....	<b>436, 995</b>	<b>12, 220</b>	<b>24, 815</b>	<b>45, 380</b>	<b>63, 965</b>	<b>65, 275</b>	<b>82, 455</b>	<b>45, 825</b>	<b>32, 220</b>	<b>24, 445</b>	<b>40, 395</b>
Abitibi .....	4, 735	510	375	405	580	815	1, 125	575	195	110	--
Argenteuil .....	2, 020	165	325	320	335	265	335	125	--	--	--
Arthabaska .....	2, 290	100	290	250	445	395	590	135	--	--	--
Bagot .....	895	--	220	235	150	170	--	--	--	--	--
Beauce .....	1, 555	160	345	320	315	180	170	--	--	--	--

TABLE 61. Tenant-occupied non-farm dwellings by monthly rent, for counties and census divisions, 1951 - Continued  
 TABLEAU 61. Logements non agricoles occupés par des locataires selon le loyer mensuel, comtés et divisions de recensement, 1951 - suite

County or census division Comté ou division de recensement	Total	Monthly rent Loyer mensuel									
		No rent paid - Aucun loyer payé	\$1-14	\$15-19	\$20-24	\$25-29	\$30-39	\$40-49	\$50-59	\$60-69	\$70+
<b>Québec - Con.-suite</b>											
Beauharnois .....	4,255	--	235	640	975	895	880	360	135	--	--
Bellechasse .....	405	--	160	--	--	--	--	--	--	--	--
Berthier .....	1,215	125	300	255	255	100	135	--	--	--	--
Bonaventure .....	495	--	200	--	--	--	--	--	--	--	--
Brome .....	630	100	170	160	125	--	--	--	--	--	--
Chambly .....	6,665	210	315	605	695	1,100	1,570	965	670	285	250
Champlain .....	6,425	435	740	1,315	1,185	1,125	1,085	415	--	--	--
Charlevoix .....	995	135	200	190	155	105	125	--	--	--	--
Charlevoix-Est .....	640	--	--	--	115	--	120	--	--	--	--
Charlevoix-Ouest .....	355	--	115	100	--	--	--	--	--	--	--
Châteauguay .....	915	--	105	105	145	165	185	--	--	--	--
Chicoutimi .....	9,650	270	290	1,165	2,010	1,870	2,575	935	300	150	--
Compton .....	1,045	140	310	250	170	--	--	--	--	--	--
Deux-Montagnes .....	1,080	110	100	135	110	205	145	120	110	--	--
Dorchester .....	640	175	225	110	100	--	--	--	--	--	--
Drummond .....	5,170	145	255	505	820	1,050	1,580	585	130	--	--
Frontenac .....	1,180	110	445	285	125	125	--	--	--	--	--
Gaspé .....	615	140	150	--	100	--	--	--	--	--	--
Gaspé-Est .....	355	--	--	--	--	--	--	--	--	--	--
Gaspé-Ouest .....	220	--	--	--	--	--	--	--	--	--	--
Îles-de-la-Madeleine .....	--	--	--	--	--	--	--	--	--	--	--
Hull .....	7,860	435	705	1,040	1,290	1,050	1,495	855	430	255	305
Gatineau .....	1,590	235	360	190	245	125	135	190	--	--	--
Hull .....	6,270	200	345	850	1,045	925	1,360	665	375	240	265
Huntingdon .....	495	--	--	--	--	--	100	--	--	--	--
Iberville .....	840	--	110	110	100	115	215	110	--	--	--
Joliette .....	3,015	135	520	640	565	400	445	225	--	--	--
Kamouraska .....	765	--	325	160	--	--	--	--	--	--	--
Labelle .....	1,120	--	410	190	--	105	125	--	--	--	--
Lac-St-Jean .....	3,485	395	480	580	735	565	530	135	--	--	--
Lac-St-Jean-Est .....	1,680	110	165	350	430	270	285	--	--	--	--
Lac-St-Jean-Ouest .....	1,805	285	315	230	305	295	245	--	--	--	--
Laprairie .....	1,125	--	230	175	155	200	175	--	--	--	--
L'Assomption .....	1,795	--	270	325	335	295	385	--	--	--	--
Lévis .....	2,625	155	290	405	540	480	510	175	--	--	--
L'Islet .....	455	--	205	105	--	--	--	--	--	--	--
Lotbinière .....	520	110	205	125	--	--	--	--	--	--	--
Maskinongé .....	955	--	220	210	140	110	140	--	--	--	--
Matane .....	1,625	225	465	300	270	160	145	--	--	--	--
Matane .....	870	125	240	145	160	--	100	--	--	--	--
Matapédia .....	755	100	225	155	110	105	--	--	--	--	--
Mégantic .....	2,600	170	490	660	515	395	260	--	--	--	--
Missisquoi .....	2,080	--	200	260	380	450	480	175	--	--	--
Montcalm .....	860	120	275	205	--	--	--	--	--	--	--
Montmagny .....	685	105	180	135	110	--	--	--	--	--	--
Montmorency .....	935	115	210	215	105	120	115	--	--	--	--
Montmorency No. 1 .....	815	--	180	200	--	110	110	--	--	--	--
Montmorency No. 2 (Île-d'Orléans) .....	120	--	--	--	--	--	--	--	--	--	--
Montréal & Jésus Islands - Îles .....	249,545	2,405	4,600	19,100	33,840	35,870	45,610	28,605	23,685	19,930	35,900
Jésus Island - Île .....	3,050	130	140	225	330	520	690	630	295	--	--
Montréal Island - Île .....	246,495	2,275	4,460	18,875	33,510	35,350	44,920	27,975	23,390	19,885	35,855
Napierville .....	415	--	100	105	120	--	--	--	--	--	--
Nicolet .....	830	140	285	145	130	--	--	--	--	--	--
Papineau .....	1,490	130	470	325	175	150	170	--	--	--	--
Pontiac .....	645	120	260	--	--	--	--	--	--	--	--
Portneuf .....	2,230	255	645	585	410	210	115	--	--	--	--
Québec .....	33,075	605	1,110	3,360	4,410	4,985	7,100	4,105	2,730	2,020	2,650
Richelieu .....	2,630	100	225	280	425	480	650	315	--	--	--
Richmond .....	2,765	--	315	515	480	480	620	220	--	--	--
Rimouski .....	2,100	165	340	325	275	295	340	195	100	--	--
Rouville .....	1,150	--	135	220	175	265	180	--	--	--	--
Saguenay .....	1,520	380	285	190	125	--	195	105	125	--	--
Shefford .....	4,105	--	260	570	800	645	910	490	225	--	--
Sherbrooke .....	8,380	210	325	810	1,185	1,420	2,070	1,220	640	280	220
Soulanges .....	490	--	130	--	100	--	--	--	--	--	--
Stanstead .....	3,135	135	570	760	580	515	390	125	--	--	--
St-Hyacinthe .....	4,505	--	345	630	890	720	1,050	480	170	--	--
St-Jean .....	3,280	--	150	325	630	590	715	530	160	--	--

TABLE 61. Tenant-occupied non-farm dwellings by monthly rent, for counties and census divisions, 1951 - Continued  
 TABLEAU 61. Logements non agricoles occupés par des locataires selon le loyer mensuel, comtés et divisions de recensement, 1951 - suite

County or census division Comté ou division de recensement	Total	Monthly rent Loyer mensuel									
		No rent paid — Aucun loyer payé	\$1-14	\$15-19	\$20-24	\$25-29	\$30-39	\$40-49	\$50-59	\$60-69	\$70+
<b>Québec - Con.-fin</b>											
St-Maurice .....	11,905	125	435	1,550	2,275	2,515	2,950	970	575	355	155
Témiscamingue .....	4,765	280	280	310	550	670	1,225	640	465	205	140
Témiscouata .....	2,035	240	700	370	270	215	165	--	--	--	--
Rivière-du-Loup .....	1,385	160	370	220	215	195	155	--	--	--	--
Témiscouata .....	650	--	330	150	--	--	--	--	--	--	--
Terrebonne .....	6,120	225	520	740	1,080	1,040	1,425	675	225	120	--
Vaudreuil .....	1,120	--	--	165	190	130	160	170	--	--	--
Verchères .....	1,135	--	210	225	140	170	145	--	--	--	--
Wolfe .....	525	--	205	140	--	--	--	--	--	--	--
Yamaska .....	385	--	220	--	--	--	--	--	--	--	--
<b>Ontario</b> .....	<b>340,875</b>	<b>17,550</b>	<b>21,945</b>	<b>21,425</b>	<b>28,195</b>	<b>36,920</b>	<b>63,910</b>	<b>52,485</b>	<b>35,765</b>	<b>25,040</b>	<b>37,640</b>
Algoma .....	3,940	305	485	315	345	500	695	645	325	200	125
Brant .....	5,595	250	380	440	725	835	1,385	630	430	295	225
Bruce .....	1,770	200	435	330	305	150	195	--	--	--	--
Carleton .....	30,250	725	470	960	1,495	2,430	5,610	4,950	4,300	3,140	6,170
Cochrane .....	8,330	610	565	805	1,240	1,505	2,100	905	370	155	--
Dufferin .....	525	--	--	--	100	--	--	--	--	--	--
Dundas .....	840	--	230	170	175	--	--	--	--	--	--
Durham .....	1,945	165	275	250	310	270	295	255	--	--	--
Elgin .....	3,715	325	255	245	350	430	835	615	455	155	--
Essex .....	18,735	740	530	855	1,420	2,680	4,885	3,545	2,120	1,145	815
Frontenac .....	6,330	460	375	525	585	735	880	950	740	395	685
Glengarry .....	720	--	380	150	--	--	--	--	--	--	--
Grenville .....	1,305	115	360	285	185	135	130	--	--	--	--
Grey .....	2,670	195	560	290	340	325	445	315	155	--	--
Haldimand .....	1,370	140	160	180	180	210	320	110	--	--	--
Haliburton .....	340	--	125	--	--	--	--	--	--	--	--
Halton .....	2,630	210	250	215	345	295	420	300	200	120	275
Hastings .....	6,460	365	1,075	600	595	695	935	1,095	470	340	290
Huron .....	2,400	225	365	250	265	255	390	385	120	110	--
Kenora .....	3,170	1,025	295	370	255	405	460	195	--	--	--
Kent .....	5,440	500	550	520	615	700	975	810	450	205	115
Lambton .....	4,365	330	330	235	285	495	1,020	645	430	315	280
Lanark .....	2,465	145	470	355	360	360	350	270	--	--	--
Leeds .....	2,990	280	435	335	445	295	535	320	215	100	--
Lennox & Addington .....	940	130	325	130	--	--	125	--	--	--	--
Lincoln .....	6,605	285	225	355	525	1,040	1,540	1,165	720	410	340
Manitoulin .....	280	--	--	--	--	--	--	--	--	--	--
Middlesex .....	12,940	460	520	690	1,010	1,110	2,055	2,150	1,745	1,585	1,615
Muskoka .....	1,355	205	285	150	135	140	225	145	--	--	--
Nipissing .....	3,050	285	595	270	210	255	465	415	310	170	--
Norfolk .....	2,525	320	375	275	370	320	450	265	115	--	--
Northumberland .....	2,150	170	515	310	260	285	320	175	--	--	--
Ontario .....	5,800	275	415	420	510	1,040	1,250	985	505	215	185
Oxford .....	4,075	210	430	590	500	585	890	485	215	130	--
Parry Sound .....	1,435	210	430	195	250	115	140	--	--	--	--
Peel .....	3,465	295	225	280	345	410	910	550	140	125	185
Perth .....	3,040	155	385	375	425	420	600	405	165	--	--
Peterborough .....	4,545	180	345	385	450	645	1,200	635	360	215	130
Prescott .....	1,200	--	340	260	150	135	150	--	--	--	--
Prince Edward .....	1,210	150	260	200	140	--	140	130	--	--	--
Rainy River .....	1,030	140	155	--	--	110	220	100	115	--	--
Renfrew .....	3,840	315	485	340	380	565	610	605	260	150	130
Russell .....	580	120	180	--	--	--	--	--	--	--	--
Simcoe .....	6,255	345	705	665	750	725	1,105	900	630	240	190
Stormont .....	5,040	110	295	390	625	895	1,295	760	385	200	--
Sudbury .....	10,200	540	1,135	605	950	1,100	1,825	1,440	1,070	765	770
Thunder Bay .....	7,610	665	465	450	675	1,040	1,870	1,295	650	300	200
Timiskaming .....	4,985	430	340	365	620	855	1,425	515	260	110	--
Victoria .....	1,595	135	375	230	180	230	210	120	--	--	--
Waterloo .....	9,110	305	605	695	815	1,025	2,035	1,660	805	640	525
Welland .....	9,105	430	255	510	1,110	1,355	2,320	1,565	880	450	230
Wellington .....	4,410	215	470	595	625	450	965	450	375	190	--
Wentworth .....	21,895	615	435	1,000	1,650	2,595	4,550	4,310	2,755	1,925	2,060
York .....	82,305	2,095	805	1,675	3,245	5,410	11,955	13,880	11,800	10,120	21,320

TABLE 61. Tenant-occupied non-farm dwellings by monthly rent, for counties and census divisions, 1951 — Concluded  
 TABLEAU 61. Logements non agricoles occupés par des locataires selon le loyer mensuel, comtés et divisions de recensement, 1951 — fin

County or census division Comté ou division de recensement	Total	Monthly rent Loyer mensuel									
		No rent paid — Aucun loyer payé	\$1-14	\$15-19	\$20-24	\$25-29	\$30-39	\$40-49	\$50-59	\$60-69	\$70+
<b>Manitoba</b> .....	<b>52,400</b>	<b>3,625</b>	<b>4,350</b>	<b>3,810</b>	<b>5,055</b>	<b>5,355</b>	<b>10,125</b>	<b>7,845</b>	<b>5,265</b>	<b>3,515</b>	<b>3,455</b>
Division No. 1 .....	470	185	200	--	--	--	--	--	--	--	--
Division No. 2 .....	730	255	175	120	--	--	--	--	--	--	--
Division No. 3 .....	635	145	240	--	100	--	--	--	--	--	--
Division No. 4 .....	500	110	185	--	--	--	--	--	--	--	--
Division No. 5 .....	2,225	315	335	200	275	285	485	175	--	--	--
Division No. 6 .....	35,255	1,005	1,115	2,085	3,365	3,570	7,490	6,050	4,450	3,075	3,050
Division No. 7 .....	2,920	190	275	225	275	300	555	540	320	160	--
Division No. 8 .....	1,125	--	215	105	130	125	--	220	--	--	--
Division No. 9 .....	2,565	200	250	200	270	410	540	315	--	105	185
Division No. 10 .....	540	--	160	--	--	--	--	--	--	--	--
Division No. 11 .....	815	140	335	160	--	--	--	--	--	--	--
Division No. 12 .....	520	125	185	--	--	--	--	--	--	--	--
Division No. 13 .....	650	--	160	--	--	--	--	--	--	--	--
Division No. 14 .....	630	170	165	140	--	--	--	--	--	--	--
Division No. 15 .....	280	--	--	--	--	--	--	--	--	--	--
Division No. 16 .....	2,540	520	260	130	250	230	515	350	200	--	--
<b>Saskatchewan</b> .....	<b>41,925</b>	<b>5,095</b>	<b>7,770</b>	<b>5,115</b>	<b>4,215</b>	<b>4,295</b>	<b>7,590</b>	<b>4,075</b>	<b>2,220</b>	<b>880</b>	<b>670</b>
Division No. 1 .....	1,335	210	495	245	105	--	100	--	--	--	--
Division No. 2 .....	1,380	255	285	195	150	105	250	100	--	--	--
Division No. 3 .....	1,140	245	400	155	--	--	--	--	--	--	--
Division No. 4 .....	775	135	295	--	--	--	--	--	--	--	--
Division No. 5 .....	1,645	275	495	290	175	170	155	--	--	--	--
Division No. 6 .....	9,470	455	745	975	850	1,120	2,405	1,380	825	370	345
Division No. 7 .....	4,030	320	615	495	340	510	840	465	270	110	--
Division No. 8 .....	1,955	190	460	335	245	205	345	115	--	--	--
Division No. 9 .....	1,880	255	385	230	215	195	300	175	--	--	--
Division No. 10 .....	850	230	225	150	115	--	--	--	--	--	--
Division No. 11 .....	6,625	385	690	600	765	755	1,485	905	585	255	200
Division No. 12 .....	1,155	215	425	125	100	--	110	--	--	--	--
Division No. 13 .....	1,230	280	350	180	150	--	130	--	--	--	--
Division No. 14 .....	2,060	440	515	305	235	175	205	120	--	--	--
Division No. 15 .....	3,175	525	605	430	240	310	570	345	110	--	--
Division No. 16 .....	1,705	225	430	140	170	195	345	115	--	--	--
Division No. 17 .....	1,025	245	260	170	140	--	--	--	--	--	--
Division No. 18 .....	490	210	--	--	--	--	--	--	--	--	--
<b>Alberta</b> .....	<b>60,420</b>	<b>4,975</b>	<b>6,310</b>	<b>5,405</b>	<b>5,575</b>	<b>6,115</b>	<b>11,490</b>	<b>7,275</b>	<b>5,115</b>	<b>3,240</b>	<b>4,920</b>
Division No. 1 .....	2,740	260	165	295	235	360	745	355	235	--	--
Division No. 2 .....	4,565	290	570	450	465	465	1,030	580	390	165	160
Division No. 3 .....	860	115	165	135	125	115	--	--	--	--	--
Division No. 4 .....	1,310	225	285	250	165	130	185	--	--	--	--
Division No. 5 .....	685	--	220	105	--	--	--	--	--	--	--
Division No. 6 .....	18,975	930	1,345	1,565	1,840	1,970	3,615	2,545	2,025	1,205	1,935
Division No. 7 .....	1,130	195	310	225	100	130	115	--	--	--	--
Division No. 8 .....	3,275	390	370	395	350	345	665	430	165	--	--
Division No. 9 .....	1,410	210	630	145	120	--	115	--	--	--	--
Division No. 10 .....	1,315	190	320	190	110	125	205	100	--	--	--
Division No. 11 .....	19,010	615	795	960	1,515	1,950	4,160	2,730	2,010	1,615	2,660
Division No. 12 .....	1,095	290	385	180	100	--	--	--	--	--	--
Division No. 13 .....	540	180	100	100	--	--	--	--	--	--	--
Division No. 14 .....	1,030	215	280	135	--	110	140	--	--	--	--
Division No. 15 .....	990	285	150	105	125	--	115	--	--	--	--
Division No. 16 .....	1,145	310	160	145	110	--	175	100	--	--	--
Division No. 17 .....	345	185	--	--	--	--	--	--	--	--	--
<b>British Columbia</b> .....	<b>99,330</b>	<b>8,720</b>	<b>9,415</b>	<b>6,675</b>	<b>8,590</b>	<b>10,885</b>	<b>18,740</b>	<b>14,825</b>	<b>9,025</b>	<b>5,675</b>	<b>6,780</b>
Division No. 1 .....	2,405	425	605	280	235	265	370	140	--	--	--
Division No. 2 .....	5,000	570	875	580	545	685	1,000	485	165	--	--
Division No. 3 .....	5,605	830	765	550	620	615	1,070	590	325	175	--
Division No. 4 .....	55,550	2,655	3,260	2,850	4,195	6,095	11,060	9,865	6,200	4,205	5,165
Division No. 5 .....	18,880	1,420	1,905	1,310	1,860	2,060	3,570	2,665	1,795	1,040	1,255
Division No. 6 .....	3,910	1,040	780	430	370	325	445	300	130	--	--
Division No. 7 .....	2,080	335	185	145	235	305	425	330	--	--	--
Division No. 8 .....	3,340	1,025	790	320	255	280	335	165	--	--	--
Division No. 9 .....	1,565	290	145	135	145	145	275	215	--	--	--
Division No. 10 .....	995	130	105	--	130	110	190	--	--	--	--

TABLE 62. Tenant-occupied non-farm dwellings by monthly rent, for incorporated cities, towns, and villages of 10,000 population and over, 1951

TABLEAU 62. Logements non agricoles occupés par des locataires selon le loyer mensuel, cités, villes et villages constitués de 10,000 et plus, 1951

City, town, or village Cité, ville ou village	Total	Monthly rent Loyer mensuel									
		No rent paid — Aucun loyer payé	\$1-14	\$15-19	\$20-24	\$25-29	\$30-39	\$40-49	\$50-59	\$60-69	\$70 +
<b>Newfoundland</b>											
St. John's .....	4,050	350	470	440	490	595	780	350	180	105	290
<b>Prince Edward Island</b>											
Charlottetown .....	1,920	--	105	205	290	235	285	305	220	145	--
<b>Nova Scotia</b>											
Dartmouth .....	1,430	--	--	--	215	175	320	200	220	120	100
Glouce Bay .....	1,105	--	235	220	245	130	110	--	--	--	--
Halifax .....	9,925	250	440	670	1,030	1,310	1,760	1,245	965	810	1,445
New Waterford .....	465	--	155	110	--	--	--	--	--	--	--
Sydney .....	1,975	--	115	220	360	280	290	235	170	165	--
Truro .....	1,105	--	--	--	--	130	215	240	195	--	--
<b>New Brunswick</b>											
Edmundston .....	1,015	--	--	--	190	185	200	210	--	--	--
Fredericton .....	2,265	--	100	130	330	325	480	475	175	--	--
Moncton .....	3,700	--	--	150	265	320	895	800	530	320	295
Saint John .....	10,270	105	1,085	1,830	1,640	1,635	1,615	1,045	685	405	225
<b>Québec</b>											
Arvida .....	1,525	--	--	--	--	135	665	510	--	--	--
Cap-de-la-Madeleine .....	1,850	--	--	350	365	405	405	180	--	--	--
Chicoutimi .....	2,250	--	--	240	405	445	640	200	125	--	--
Drummondville .....	2,140	--	--	125	245	475	735	345	110	--	--
Granby .....	3,030	--	--	325	560	530	765	455	215	--	--
Grand'Mère .....	1,430	--	120	290	345	205	220	145	--	--	--
Hull .....	5,150	125	245	700	905	725	1,095	540	330	235	250
Jacques-Cartier .....	1,485	--	115	135	175	320	465	140	--	--	--
Joliette .....	2,220	--	230	455	470	340	405	225	--	--	--
Jonquières .....	2,115	--	--	295	565	490	465	100	--	--	--
Lachine .....	3,710	--	160	390	740	505	690	425	325	195	245
Lasalle .....	1,555	--	--	--	110	150	350	340	270	245	--
Lévis .....	1,050	--	100	160	205	180	215	100	--	--	--
Longueuil .....	1,260	--	--	--	140	150	260	210	220	--	--
Magog .....	1,585	--	210	360	285	290	270	120	--	--	--
Montréal .....	204,235	1,660	3,980	16,950	28,830	29,600	36,770	22,705	19,285	16,005	28,450
Montréal N. ....	1,310	--	--	130	125	--	455	245	120	--	--
Mont-Royal .....	900	--	--	--	--	--	--	--	--	--	750
Outremont .....	5,040	130	--	--	--	--	305	700	795	910	2,045
Québec .....	26,425	230	565	2,230	3,365	3,840	5,775	3,570	2,505	1,875	2,470
Rimouski .....	975	--	--	100	130	155	225	150	--	--	--
Rouyn .....	1,885	--	--	--	155	250	665	435	200	--	--
St-Hyacinthe .....	3,245	--	150	455	665	540	750	390	160	--	--
St-Jean .....	2,770	--	--	275	550	500	600	470	155	--	--
St-Jérôme (Terrebonne Co.) .....	2,520	--	--	305	515	460	640	345	100	--	--
St-Laurent .....	3,060	--	--	--	120	160	265	295	310	545	1,280
St-Michel .....	860	--	--	--	--	--	115	275	135	105	--
Shawinigan Falls .....	4,360	--	--	360	695	1,110	1,295	430	245	140	--
Sherbrooke .....	7,760	145	260	725	1,075	1,335	1,955	1,175	605	270	215
Sillery .....	715	--	--	--	--	--	--	--	--	105	155
Sorel .....	1,665	--	--	180	315	335	420	175	--	--	--
Thetford Mines .....	1,385	--	160	425	305	220	170	--	--	--	--
Trois-Rivières .....	6,860	--	245	1,030	1,470	1,345	1,555	530	330	205	--
Valleyfield (Salaberry-de-) .....	2,865	--	185	495	725	560	530	210	--	--	--
Verdun .....	16,675	--	--	840	2,765	3,790	4,460	2,060	1,305	1,045	280
Victoriaville .....	1,555	--	--	135	325	320	510	115	--	--	--
Westmount .....	3,080	--	--	--	--	--	230	240	330	320	1,760



TABLE 62. Tenant-occupied non-farm dwellings by monthly rent, for incorporated cities, towns, and villages of 10,000 population and over, 1951 - Continued

TABLEAU 62. Logements non agricoles occupés par des locataires selon le loyer mensuel, cités, villes et villages constitués de 10,000 et plus, 1951 - suite

City, town, or village Cité, ville ou village	Total	Monthly rent Loyer mensuel									
		No rent paid — Aucun loyer payé	\$1-14	\$15-19	\$20-24	\$25-29	\$30-39	\$40-49	\$50-59	\$60-69	\$70 +
<b>Ontario</b>											
Barrie .....	1,300	--	--	--	125	175	320	270	200	--	--
Belleville .....	2,520	120	140	170	230	275	410	615	245	155	160
Brantford .....	3,965	--	100	225	490	600	1,070	515	395	270	210
Brockville .....	1,750	--	--	145	290	215	415	260	190	--	--
Chatham .....	2,665	100	140	200	190	265	545	590	365	160	110
Cornwall .....	2,370	--	--	135	305	385	525	440	295	140	--
Eastview .....	1,740	--	--	100	125	180	285	180	145	165	500
Forest Hill .....	1,365	--	--	--	--	--	--	--	--	200	1,005
Fort William .....	2,625	--	--	125	215	455	660	455	345	180	--
Galt .....	1,950	--	--	245	215	315	445	250	150	130	--
Guelph .....	2,785	--	--	295	415	275	710	350	340	175	--
Hamilton .....	19,245	310	215	725	1,335	2,220	4,085	3,985	2,610	1,780	1,980
Kingston .....	4,595	280	--	290	440	560	720	705	635	345	545
Kitchener .....	4,070	--	100	120	180	370	1,030	910	475	425	370
Leaside .....	865	--	--	--	--	--	--	--	--	140	505
London .....	10,490	200	195	390	760	820	1,710	1,925	1,565	1,465	1,460
Mimico .....	885	--	--	--	--	--	110	--	--	105	440
New Toronto .....	570	--	--	--	--	--	110	115	--	--	--
Niagara Falls .....	2,185	--	--	--	190	295	550	465	295	165	--
North Bay .....	1,395	--	--	--	--	115	290	280	255	140	--
Orillia .....	995	--	--	--	110	125	270	195	--	--	--
Oshawa .....	2,950	--	--	190	275	315	635	585	430	215	165
Ottawa .....	27,650	560	270	780	1,290	2,145	5,200	4,715	4,115	2,940	5,635
Owen Sound .....	1,385	--	125	115	215	165	315	250	135	--	--
Pembroke .....	820	--	--	--	--	100	170	100	--	--	--
Peterborough .....	3,650	--	105	250	335	520	1,110	575	355	200	125
Port Arthur .....	2,150	--	--	110	210	225	565	435	250	125	100
St. Catharines .....	3,785	--	--	100	175	680	890	690	555	355	250
St. Thomas .....	2,090	--	--	110	150	225	575	415	395	130	--
Sarnia .....	2,760	120	--	--	105	295	750	490	345	280	240
Sault Ste. Marie .....	2,510	--	--	155	200	335	565	555	300	180	115
Stratford .....	1,790	--	110	185	190	260	470	320	135	--	--
Sudbury .....	5,015	100	--	--	280	405	930	925	900	660	725
Timmins .....	3,540	--	--	395	415	660	1,065	525	220	--	--
Toronto .....	59,375	1,160	200	870	2,265	3,880	8,740	11,180	9,460	7,595	14,025
Trenton .....	1,280	--	135	145	--	165	300	200	115	--	--
Waterloo .....	865	--	--	--	--	--	170	255	105	--	--
Welland .....	1,345	--	--	--	--	145	350	350	185	--	--
Windsor .....	14,510	295	150	390	920	2,030	4,060	3,030	1,900	1,030	705
Woodstock .....	1,895	--	--	145	245	300	570	280	145	--	--
<b>Manitoba</b>											
Brandon .....	1,930	--	110	120	195	235	530	300	245	--	--
St. Boniface .....	2,550	--	--	--	180	250	685	365	260	335	260
Winnipeg .....	30,350	710	705	1,750	2,925	3,085	6,275	5,540	4,075	2,610	2,675
<b>Saskatchewan</b>											
Moose Jaw .....	3,145	--	240	355	290	480	805	460	265	105	--
Prince Albert .....	1,630	--	135	200	125	225	455	300	100	--	--
Regina .....	8,100	130	330	750	685	985	2,335	1,355	815	370	345
Saskatoon .....	5,395	150	335	375	595	665	1,365	880	580	250	200
<b>Alberta</b>											
Calgary .....	15,460	370	480	1,060	1,500	1,690	3,170	2,320	1,865	1,150	1,855
Edmonton .....	16,585	255	395	740	1,245	1,595	3,785	2,475	1,950	1,520	2,625
Lethbridge .....	2,625	--	195	190	180	250	705	430	350	150	150
Medicine Hat .....	2,015	--	--	140	195	300	675	295	200	--	--

TABLE 62. Tenant-occupied non-farm dwellings by monthly rent, for incorporated cities, towns and villages of 10,000 population and over, 1951 - Concluded

TABLEAU 62. Logements non agricoles occupés par des locataires selon le loyer mensuel, cités, villes et villages constitués de 10,000 et plus, 1951 - fin

City, town, or village Cité, ville ou village	Total	Monthly rent Loyer mensuel									
		No rent paid — Aucun loyer payé	\$1-14	\$15-19.	\$20-24	\$25-29	\$30-39	\$40-49	\$50-59	\$60-69	\$70+
<b>British Columbia</b>											
New Westminster .....	2,640	120	105	220	270	275	580	370	320	255	125
North Vancouver .....	1,180	--	--	--	110	365	230	145	--	--	--
Penticton .....	770	--	--	--	--	--	240	150	--	--	--
Trail .....	1,435	--	--	145	175	240	560	165	--	--	--
Vancouver .....	37,435	975	1,365	1,365	2,350	3,545	7,510	7,465	4,970	3,435	4,455
Victoria .....	6,595	140	145	190	475	665	1,480	1,300	905	555	740

TABLE 63. Tenant-occupied non-farm dwellings by monthly rent, for census metropolitan areas, 1951

TABLEAU 63. Logements non agricoles occupés par des locataires selon le loyer mensuel, zones métropolitaines de recensement, 1951

Census metropolitan area Zone métropolitaine de recensement	Total	Monthly rent Loyer mensuel									
		No rent paid — Aucun loyer payé	\$1-14	\$15-19	\$20-24	\$25-29	\$30-39	\$40-49	\$50-59	\$60-69	\$70+
Calgary .....	16,045	435	555	1,185	1,565	1,775	3,200	2,360	1,920	1,175	1,875
Edmonton .....	17,475	330	480	800	1,345	1,755	3,960	2,615	1,985	1,560	2,845
Halifax .....	13,410	395	655	990	1,575	1,765	2,335	1,695	1,350	1,035	1,615
Hamilton .....	21,825	570	360	910	1,645	2,525	4,545	4,365	2,815	1,940	2,150
London .....	11,600	320	235	480	865	925	1,860	2,045	1,710	1,555	1,605
Montréal .....	252,950	2,455	4,680	19,405	34,200	36,380	46,495	29,015	24,100	20,155	36,065
Ottawa .....	36,295	820	885	1,765	2,550	3,320	6,940	5,730	4,660	3,370	6,455
Québec .....	34,945	615	1,200	3,625	4,840	5,375	7,565	4,265	2,785	2,015	2,660
Saint John .....	12,195	285	1,295	2,185	1,970	1,845	1,965	1,215	730	465	240
St. John's (Nfld.) .....	4,410	455	510	505	560	625	805	355	195	110	290
Toronto .....	79,525	1,745	470	1,360	2,945	5,070	11,450	13,525	11,675	10,055	21,230
Vancouver .....	48,385	1,660	2,235	2,140	3,305	5,175	9,795	9,040	5,910	4,070	5,055
Victoria .....	9,520	365	265	305	665	945	1,935	1,765	1,300	885	1,110
Windsor .....	15,965	400	220	480	1,085	2,245	4,320	3,275	2,060	1,090	790
Winnipeg .....	37,090	1,015	990	2,130	3,535	3,970	8,105	6,365	4,535	3,180	3,265

TABLE 64. Tenant-occupied non-farm dwellings showing the number in which the rent includes (a) furniture and (b) heat, for provinces, rural and urban size groups, 1951

TABLEAU 64. Logements non agricoles occupés par des locataires et nombre de logements où le loyer comprend a) les meubles et b) le chauffage, provinces, régions rurales et urbaines par groupe d'importance, 1951

Locality — Localité	Total	Dwellings rented: — Logements loués:					
		Unfurnished — Non meublés			Furnished — Meublés		
		Total	Without heat — Sans chauffage	With heat — Avec chauffage	Total	Without heat — Sans chauffage	With heat — Avec chauffage
<b>CANADA</b> .....	<b>1,110,960</b>	<b>1,028,075</b>	<b>736,405</b>	<b>291,670</b>	<b>82,885</b>	<b>23,300</b>	<b>59,585</b>
Rural — Rurale .....	165,955	150,510	131,545	18,965	15,445	7,830	7,615
Urban — Urbaine .....	945,005	877,565	604,860	272,705	67,440	15,470	51,970
100,000 and over — 100,000 et plus .....	457,550	418,465	255,205	163,260	39,085	5,575	33,510
30,000-99,999 .....	147,635	138,000	94,205	43,795	9,635	2,430	7,205
10,000-29,999 .....	148,965	140,615	102,810	37,805	8,350	2,630	5,720
Under 10,000 — Moins de 10,000 .....	190,855	180,485	152,640	27,845	10,370	4,835	5,535
<b>Newfoundland</b> .....	<b>9,340</b>	<b>8,510</b>	<b>7,655</b>	<b>855</b>	<b>830</b>	<b>315</b>	<b>515</b>
Rural — Rurale .....	1,745	1,265	1,180	--	480	140	340
Urban — Urbaine .....	7,595	7,245	6,475	770	350	175	175
30,000-99,999 .....	4,050	3,880	3,580	300	170	110	--
Under 10,000 — Moins de 10,000 .....	3,545	3,365	2,895	470	180	--	115
<b>Prince Edward Island</b> .....	<b>3,780</b>	<b>3,465</b>	<b>2,565</b>	<b>900</b>	<b>315</b>	<b>120</b>	<b>195</b>
Rural — Rurale .....	1,185	1,085	765	320	100	--	--
Urban — Urbaine .....	2,595	2,380	1,800	580	215	--	165
10,000-29,999 .....	1,920	1,840	1,360	480	--	--	--
Under 10,000 — Moins de 10,000 .....	675	540	440	100	135	--	105
<b>Nova Scotia</b> .....	<b>34,180</b>	<b>31,670</b>	<b>25,125</b>	<b>6,545</b>	<b>2,510</b>	<b>1,330</b>	<b>1,180</b>
Rural — Rurale .....	6,855	6,055	5,430	625	800	575	225
Urban — Urbaine .....	27,325	25,615	19,695	5,920	1,710	755	955
30,000-99,999 .....	11,900	10,970	7,940	3,030	930	330	600
10,000-29,999 .....	4,105	3,820	2,725	1,095	285	155	130
Under 10,000 — Moins de 10,000 .....	11,320	10,825	9,030	1,795	495	270	225
<b>New Brunswick</b> .....	<b>31,715</b>	<b>30,410</b>	<b>25,330</b>	<b>5,080</b>	<b>1,305</b>	<b>725</b>	<b>580</b>
Rural — Rurale .....	6,510	6,035	5,365	670	475	295	180
Urban — Urbaine .....	25,205	24,375	19,965	4,410	830	430	400
30,000-99,999 .....	10,270	9,990	8,105	1,885	280	140	140
10,000-29,999 .....	8,620	8,335	6,750	1,585	285	110	175
Under 10,000 — Moins de 10,000 .....	6,315	6,050	5,110	940	265	180	--
<b>Québec</b> .....	<b>436,995</b>	<b>422,190</b>	<b>334,805</b>	<b>87,385</b>	<b>14,805</b>	<b>3,140</b>	<b>11,665</b>
Rural — Rurale .....	35,545	33,660	31,055	2,605	1,885	795	1,090
Urban — Urbaine .....	401,450	388,530	303,750	84,780	12,920	2,345	10,575
100,000 and over — 100,000 et plus .....	230,660	221,525	161,250	60,275	9,135	1,005	8,130
30,000-99,999 .....	41,485	40,650	33,135	7,515	835	205	630
10,000-29,999 .....	60,355	58,665	48,125	10,540	1,690	595	1,095
Under 10,000 — Moins de 10,000 .....	68,950	67,690	61,240	6,450	1,260	540	720
<b>Ontario</b> .....	<b>340,875</b>	<b>315,245</b>	<b>202,980</b>	<b>112,265</b>	<b>25,630</b>	<b>7,055</b>	<b>18,575</b>
Rural — Rurale .....	49,925	46,485	39,470	7,015	3,440	1,950	1,490
Urban — Urbaine .....	290,950	268,760	163,510	105,250	22,190	5,105	17,085
100,000 and over — 100,000 et plus .....	127,060	114,475	56,170	58,305	12,585	2,075	10,510
30,000-99,999 .....	57,365	53,005	30,740	22,265	4,360	970	3,390
10,000-29,999 .....	45,040	42,510	28,115	14,395	2,530	800	1,730
Under 10,000 — Moins de 10,000 .....	61,485	58,770	48,485	10,285	2,715	1,260	1,455
<b>Manitoba</b> .....	<b>52,400</b>	<b>48,115</b>	<b>24,635</b>	<b>23,480</b>	<b>4,285</b>	<b>900</b>	<b>3,385</b>
Rural — Rurale .....	8,670	7,825	6,090	1,735	845	340	505
Urban — Urbaine .....	43,730	40,290	18,545	21,745	3,440	560	2,880
100,000 and over — 100,000 et plus .....	30,350	27,705	11,075	16,630	2,645	250	2,395
10,000-29,999 .....	7,305	6,970	3,615	3,355	335	110	225
Under 10,000 — Moins de 10,000 .....	6,075	5,615	3,855	1,760	460	200	260
<b>Saskatchewan</b> .....	<b>41,925</b>	<b>37,410</b>	<b>25,200</b>	<b>12,210</b>	<b>4,515</b>	<b>1,155</b>	<b>3,360</b>
Rural — Rurale .....	15,605	14,105	12,355	1,750	1,500	625	875
Urban — Urbaine .....	26,320	23,305	12,845	10,460	3,015	530	2,485
30,000-99,999 .....	13,495	11,905	5,870	6,035	1,590	230	1,360
10,000-29,999 .....	4,775	4,095	1,905	2,190	680	--	625
Under 10,000 — Moins de 10,000 .....	8,050	7,305	5,070	2,235	745	245	500
<b>Alberta</b> .....	<b>60,420</b>	<b>49,185</b>	<b>29,925</b>	<b>19,260</b>	<b>11,235</b>	<b>2,205</b>	<b>9,030</b>
Rural — Rurale .....	13,750	11,945	10,205	1,740	1,805	730	1,075
Urban — Urbaine .....	46,670	37,240	19,720	17,520	9,430	1,475	7,955
100,000 and over — 100,000 et plus .....	32,045	24,985	10,740	14,245	7,060	650	6,410
10,000-29,999 .....	4,640	3,770	2,215	1,555	870	135	735
Under 10,000 — Moins de 10,000 .....	9,985	8,485	6,765	1,720	1,500	690	810
<b>British Columbia</b> .....	<b>99,330</b>	<b>81,875</b>	<b>58,185</b>	<b>23,690</b>	<b>17,455</b>	<b>6,355</b>	<b>11,100</b>
Rural — Rurale .....	26,165	22,050	19,630	2,420	4,115	2,310	1,805
Urban — Urbaine .....	73,165	59,825	38,555	21,270	13,340	4,045	9,295
100,000 and over — 100,000 et plus .....	37,435	29,775	15,970	13,805	7,660	1,595	6,065
30,000-99,999 .....	9,070	7,600	4,835	2,765	1,470	445	1,025
10,000-29,999 .....	12,205	10,610	8,000	2,610	1,595	650	945
Under 10,000 — Moins de 10,000 .....	14,455	11,840	9,750	2,090	2,615	1,355	1,260

TABLE 65. Tenant-occupied non-farm dwellings showing the number in which the rent includes (a) furniture and (b) heat, for counties and census divisions, 1951

TABLEAU 65. Logements non agricoles occupés par des locataires et nombre de logements où le loyer comprend a) les meubles et b) le chauffage, comtés et divisions de recensement, 1951

County or census division Comté ou division de recensement	Total	Dwellings rented: Logements loués:					
		Unfurnished Non meublés			Furnished Meublés		
		Total	Without heat Sans chauffage	With heat Avec chauffage	Total	Without heat Sans chauffage	With heat Avec chauffage
<b>CANADA</b> .....	<b>1, 110, 960</b>	<b>1, 028, 075</b>	<b>736, 405</b>	<b>291, 670</b>	<b>82, 885</b>	<b>23, 300</b>	<b>59, 585</b>
<b>Newfoundland</b> .....	<b>9, 340</b>	<b>8, 510</b>	<b>7, 655</b>	<b>855</b>	<b>830</b>	<b>315</b>	<b>515</b>
Division No. 1.....	5, 700	5, 420	5, 070	350	280	180	100
Division No. 2.....	165	105	--	--	--	--	--
Division No. 3.....	190	150	140	--	--	--	--
Division No. 4.....	250	240	235	--	--	--	--
Division No. 5.....	650	625	590	--	--	--	--
Division No. 6.....	1, 580	1, 495	1, 095	400	--	--	--
Division No. 7.....	200	190	185	--	--	--	--
Division No. 8.....	180	140	115	--	--	--	--
Division No. 9.....	--	--	--	--	--	--	--
Division No. 10.....	345	--	--	--	260	--	255
<b>Prince Edward Island</b> .....	<b>3, 780</b>	<b>3, 465</b>	<b>2, 565</b>	<b>900</b>	<b>315</b>	<b>120</b>	<b>195</b>
Kings .....	280	250	220	--	--	--	--
Prince.....	1, 215	1, 030	700	330	185	--	115
Queens.....	2, 285	2, 185	1, 645	540	100	--	--
<b>Nova Scotia</b> .....	<b>34, 180</b>	<b>31, 670</b>	<b>25, 125</b>	<b>6, 545</b>	<b>2, 510</b>	<b>1, 330</b>	<b>1, 180</b>
Annapolis.....	985	915	585	330	--	--	--
Antigonish.....	315	305	260	--	--	--	--
Cape Breton.....	5, 115	4, 860	4, 110	750	255	120	135
Colchester.....	1, 700	1, 605	1, 010	595	--	--	--
Cumberland.....	1, 910	1, 830	1, 590	240	--	--	--
Digby.....	645	525	500	--	120	100	--
Guysborough.....	225	175	175	--	--	--	--
Halifax.....	14, 245	13, 055	9, 700	3, 355	1, 190	515	675
Hants.....	950	870	795	--	--	--	--
Inverness.....	270	240	235	--	--	--	--
Kings.....	1, 765	1, 660	1, 065	595	105	--	--
Lunenburg.....	1, 030	955	910	--	--	--	--
Pictou.....	2, 465	2, 350	1, 990	360	115	--	--
Queens.....	440	430	420	--	--	--	--
Richmond.....	--	--	--	--	--	--	--
Shelburne.....	455	370	340	--	--	--	--
Victoria.....	140	135	120	--	--	--	--
Yarmouth.....	1, 430	1, 325	1, 260	--	105	--	--
<b>New Brunswick</b> .....	<b>31, 715</b>	<b>30, 410</b>	<b>25, 330</b>	<b>5, 080</b>	<b>1, 305</b>	<b>725</b>	<b>580</b>
Albert.....	330	310	225	--	--	--	--
Carleton.....	1, 060	990	880	110	--	--	--
Charlotte.....	1, 555	1, 455	1, 320	135	100	--	--
Gloucester.....	785	720	600	120	--	--	--
Kent.....	320	290	265	--	--	--	--
Kings.....	1, 030	925	845	--	105	--	--
Madawaska.....	1, 615	1, 595	1, 395	200	--	--	--
Northumberland.....	1, 385	1, 255	940	315	130	--	--
Queens.....	305	305	285	--	--	--	--
Restigouche.....	1, 625	1, 575	1, 360	215	--	--	--
St. John.....	11, 955	11, 600	9, 535	2, 065	355	175	180
Sunbury.....	320	305	280	--	--	--	--
Victoria.....	665	650	585	--	--	--	--
Westmorland.....	5, 560	5, 340	4, 220	1, 120	220	130	--
York.....	3, 205	3, 095	2, 595	500	110	--	--
<b>Québec</b> .....	<b>436, 995</b>	<b>422, 190</b>	<b>334, 805</b>	<b>87, 385</b>	<b>14, 805</b>	<b>3, 140</b>	<b>11, 665</b>
Abitibi.....	4, 735	4, 495	3, 850	645	240	--	195
Argenteuil.....	2, 020	1, 960	1, 750	210	--	--	--
Arthabaska.....	2, 290	2, 215	1, 920	295	--	--	--
Bagot.....	895	880	840	--	--	--	--
Beauce.....	1, 555	1, 520	1, 360	160	--	--	--

TABLE 65. Tenant-occupied non-farm dwellings showing the number in which the rent includes (a) furniture and (b) heat, for counties and census divisions, 1951 - Continued

TABLEAU 65. Logements non agricoles occupés par des locataires et nombre de logements où le loyer comprend a) les meubles et b) le chauffage, comtés et divisions de recensement, 1951 - suite

County or census division Comté ou division de recensement	Total	Dwellings rented: Logements loués:					
		Unfurnished Non meublés			Furnished Meublés		
		Total	Without heat Sans chauffage	With heat Avec chauffage	Total	Without heat Sans chauffage	With heat Avec chauffage
<b>Québec - Con. - suite</b>							
Beauharnois .....	4,255	4,220	3,995	225	--	--	--
Bellechasse .....	405	380	340	--	--	--	--
Berthier .....	1,215	1,175	1,095	--	--	--	--
Bonaventure .....	495	465	420	--	--	--	--
Brome .....	630	565	510	--	--	--	--
Chambly .....	6,665	6,485	5,650	835	180	--	100
Champlain .....	6,425	6,330	5,825	505	--	--	--
Charlevoix .....	995	980	895	--	--	--	--
Charlevoix-Est .....	640	630	570	--	--	--	--
Charlevoix-Ouest .....	355	350	325	--	--	--	--
Châteauguay .....	915	890	875	--	--	--	--
Chicoutimi .....	9,650	9,530	8,925	605	120	--	--
Compton .....	1,045	1,005	895	110	--	--	--
Deux-Montagnes .....	1,080	985	925	--	--	--	--
Dorchester .....	640	615	555	--	--	--	--
Drummond .....	5,170	5,025	4,580	445	145	--	135
Frontenac .....	1,180	1,140	1,040	100	--	--	--
Gaspé .....	615	575	495	--	--	--	--
Gaspé-Est .....	355	335	295	--	--	--	--
Gaspé-Ouest .....	220	205	165	--	--	--	--
Îles-de-la-Madeleine .....	--	--	--	--	--	--	--
Hull .....	7,860	7,600	6,350	1,250	260	110	150
Gatineau .....	1,590	1,450	1,330	120	140	--	--
Hull .....	6,270	6,150	5,020	1,130	120	--	--
Huntingdon .....	495	485	430	--	--	--	--
Iberville .....	840	830	785	--	--	--	--
Joliette .....	3,015	2,970	2,825	145	--	--	--
Kamouraska .....	765	750	700	--	--	--	--
Labelle .....	1,120	1,095	1,035	--	--	--	--
Lac-St-Jean .....	3,485	3,375	3,230	145	110	--	105
Lac-St-Jean-Est .....	1,680	1,665	1,605	--	--	--	--
Lac-St-Jean-Ouest .....	1,805	1,710	1,625	--	--	--	--
Laprairie .....	1,125	1,115	1,040	--	--	--	--
L'Assomption .....	1,795	1,780	1,720	--	--	--	--
Lévis .....	2,625	2,575	2,275	300	--	--	--
L'Islet .....	455	430	375	--	--	--	--
Lotbinière .....	520	485	440	--	--	--	--
Maskinongé .....	955	910	875	--	--	--	--
Matane .....	1,625	1,550	1,435	115	--	--	--
Matane .....	870	835	760	--	--	--	--
Matapédia .....	755	715	675	--	--	--	--
Mégantic .....	2,600	2,575	2,425	150	--	--	--
Missisquoi .....	2,080	2,075	1,935	140	--	--	--
Montcalm .....	860	830	775	--	--	--	--
Montmagny .....	685	665	600	--	--	--	--
Montmorency .....	935	890	855	--	--	--	--
Montmorency No. 1 .....	815	795	765	--	--	--	--
Montmorency No. 2 (Île-d'Orléans) .....	120	--	--	--	--	--	--
Montréal & Jésus Islands - Îles .....	249,545	240,405	177,820	62,585	9,140	1,200	7,940
Jésus Island - Île .....	3,050	2,975	2,765	210	--	--	--
Montréal Island - Île .....	246,495	237,430	175,055	62,375	9,065	1,145	7,920
Napierville .....	415	415	395	--	--	--	--
Nicolet .....	830	810	765	--	--	--	--
Papineau .....	1,490	1,460	1,335	125	--	--	--
Pontiac .....	645	610	545	--	--	--	--
Portneuf .....	2,230	2,190	2,070	120	--	--	--
Québec .....	33,075	32,200	22,955	9,245	875	135	740
Richelieu .....	2,630	2,565	2,335	230	--	--	--
Richmond .....	2,765	2,735	2,580	155	--	--	--
Rimouski .....	2,100	2,040	1,730	310	--	--	--
Rouville .....	1,150	1,140	1,070	--	--	--	--
Saguenay .....	1,520	1,425	1,275	150	--	--	--
Shefford .....	4,105	3,990	3,680	310	115	--	105
Sherbrooke .....	8,380	7,935	6,315	1,620	445	115	330
Soulanges .....	490	460	440	--	--	--	--
Stanstead .....	3,135	3,080	2,845	235	--	--	--
St-Hyacinthe .....	4,505	3,895	3,405	490	610	335	275
St-Jean .....	3,280	3,195	2,690	505	--	--	--

TABLE 65. Tenant-occupied non-farm dwellings showing the number in which the rent includes (a) furniture and (b) heat, for counties and census divisions, 1951 - Continued

TABLEAU 65. Logements non agricoles occupés par des locataires et nombre de logements où le loyer comprend a) les meubles et b) le chauffage, comtés et divisions de recensement, 1951 - suite

County or census division Comté ou division de recensement	Total	Dwellings rented: Logements loués:					
		Unfurnished Non meublés			Furnished Meublés		
		Total	Without heat Sans chauffage	With heat Avec chauffage	Total	Without heat Sans chauffage	With heat Avec chauffage
<b>Québec - Con.-fin</b>							
St-Maurice .....	11,905	11,730	10,030	1,700	175	--	150
Témiscamingue .....	4,765	4,595	3,635	960	170	--	135
Témiscouata .....	2,035	1,980	1,785	195	--	--	--
Rivière-du-Loup .....	1,385	1,345	1,210	135	--	--	--
Témiscouata .....	650	635	575	--	--	--	--
Terrebonne .....	6,120	5,860	5,405	455	260	120	140
Vaudreuil .....	1,120	1,060	1,015	--	--	--	--
Verchères .....	1,135	1,105	1,000	105	--	--	--
Wolfe .....	525	515	485	--	--	--	--
Yamaska .....	385	375	355	--	--	--	--
<b>Ontario</b> .....	<b>340,875</b>	<b>315,245</b>	<b>202,980</b>	<b>112,265</b>	<b>25,630</b>	<b>7,055</b>	<b>18,575</b>
Algoma .....	3,940	3,625	2,670	955	315	170	145
Brant .....	5,595	5,335	4,090	1,245	260	--	220
Bruce .....	1,770	1,655	1,455	200	115	--	--
Carleton .....	30,250	28,715	14,850	13,865	1,535	290	1,245
Cochrane .....	8,330	8,025	6,390	1,635	305	120	185
Dufferin .....	525	490	385	105	--	--	--
Dundas .....	840	820	790	--	--	--	--
Durham .....	1,945	1,835	1,495	340	110	--	--
Elgin .....	3,715	3,325	2,365	960	390	165	225
Essex .....	18,735	16,205	13,045	3,160	2,530	710	1,820
Frontenac .....	6,330	5,915	3,775	2,140	415	--	325
Glengarry .....	720	690	620	--	--	--	--
Grenville .....	1,305	1,280	1,175	105	--	--	--
Grey .....	2,670	2,560	1,930	630	110	--	--
Haldimand .....	1,370	1,295	1,095	200	--	--	--
Haliburton .....	340	300	260	--	--	--	--
Halton .....	2,630	2,415	1,770	645	215	--	135
Hastings .....	6,460	5,910	4,565	1,345	550	235	315
Huron .....	2,400	2,225	1,600	625	175	--	100
Kenora .....	3,170	2,770	2,340	430	400	190	210
Kent .....	5,440	5,225	4,650	575	215	--	120
Lambton .....	4,365	3,870	3,140	730	495	250	245
Lanark .....	2,465	2,415	1,910	505	--	--	--
Leeds .....	2,990	2,950	2,405	545	--	--	--
Lennox & Addington .....	940	890	790	100	--	--	--
Lincoln .....	6,605	6,120	4,295	1,825	485	200	285
Manitoulin .....	280	220	180	--	--	--	--
Middlesex .....	12,940	11,115	6,635	4,480	1,825	315	1,510
Muskoka .....	1,355	1,190	1,020	170	165	--	--
Nipissing .....	3,050	2,910	2,175	735	140	--	100
Norfolk .....	2,525	2,400	2,190	210	125	--	--
Northumberland .....	2,150	2,055	1,705	350	--	--	--
Ontario .....	5,800	5,435	4,195	1,240	365	145	220
Oxford .....	4,075	3,930	3,325	605	145	--	115
Parry Sound .....	1,435	1,310	1,155	155	125	--	--
Peel .....	3,465	3,325	2,315	1,010	140	--	--
Perth .....	3,040	2,965	2,090	875	--	--	--
Peterborough .....	4,545	4,370	3,385	985	175	--	120
Prescott .....	1,200	1,190	1,140	--	--	--	--
Prince Edward .....	1,210	1,160	875	285	--	--	--
Rainy River .....	1,030	965	760	205	--	--	--
Renfrew .....	3,840	3,665	2,515	1,150	175	--	--
Russell .....	580	565	520	--	--	--	--
Simcoe .....	6,255	5,785	3,960	1,825	470	255	215
Stormont .....	5,040	4,965	4,505	460	--	--	--
Sudbury .....	10,200	9,815	6,740	3,075	385	105	280
Thunder Bay .....	7,610	7,170	5,020	2,150	440	140	300
Timiskaming .....	4,985	4,575	3,475	1,100	410	150	260
Victoria .....	1,595	1,555	1,245	310	--	--	--
Waterloo .....	9,110	8,765	4,835	3,930	345	--	270
Welland .....	9,105	8,465	6,205	2,260	640	250	390
Wellington .....	4,410	4,205	3,240	965	205	--	150
Wentworth .....	21,895	17,905	10,380	7,525	3,990	210	3,780
York .....	82,305	76,410	33,340	43,070	5,895	1,475	4,420

TABLE 65. Tenant-occupied non-farm dwellings showing the number in which the rent includes (a) furniture and (b) heat, for counties and census divisions, 1951 - Concluded

TABLEAU 65. Logements non agricoles occupés par des locataires et nombre de logements où le loyer comprend a) les meubles et b) le chauffage, comtés et divisions de recensement, 1951 - fin

County or census division Comté ou division de recensement	Total	Dwellings rented: Logements loués:					
		Unfurnished Non meublés			Furnished Meublés		
		Total	Without heat Sans chauffage	With heat Avec chauffage	Total	Without heat Sans chauffage	With heat Avec chauffage
<b>Manitoba</b>	<b>52,400</b>	<b>48,115</b>	<b>24,635</b>	<b>23,480</b>	<b>4,285</b>	<b>900</b>	<b>3,385</b>
Division No. 1	470	425	380	--	--	--	--
Division No. 2	730	670	595	--	--	--	--
Division No. 3	635	585	525	--	--	--	--
Division No. 4	500	455	410	--	--	--	--
Division No. 5	2,225	2,095	1,645	450	130	--	--
Division No. 6	35,255	32,450	13,795	18,655	2,805	315	2,490
Division No. 7	2,920	2,685	1,220	1,465	235	--	175
Division No. 8	1,125	1,075	690	385	--	--	--
Division No. 9	2,565	2,420	1,640	780	145	--	--
Division No. 10	540	515	360	155	--	--	--
Division No. 11	815	745	620	125	--	--	--
Division No. 12	520	430	405	--	--	--	--
Division No. 13	650	570	395	175	--	--	--
Division No. 14	630	565	480	--	--	--	--
Division No. 15	280	260	225	--	--	--	--
Division No. 16	2,540	2,170	1,250	920	370	--	280
<b>Saskatchewan</b>	<b>41,925</b>	<b>37,410</b>	<b>25,200</b>	<b>12,210</b>	<b>4,515</b>	<b>1,155</b>	<b>3,360</b>
Division No. 1	1,335	1,260	1,035	225	--	--	--
Division No. 2	1,380	1,315	975	340	--	--	--
Division No. 3	1,140	1,010	875	135	130	--	--
Division No. 4	775	720	620	100	--	--	--
Division No. 5	1,645	1,535	1,270	265	110	--	--
Division No. 6	9,470	8,560	4,715	3,845	910	175	735
Division No. 7	4,030	3,465	1,780	1,685	565	--	520
Division No. 8	1,955	1,785	1,265	520	170	--	120
Division No. 9	1,880	1,680	1,260	420	200	--	150
Division No. 10	850	750	650	100	100	--	--
Division No. 11	6,625	5,695	3,140	2,555	930	195	735
Division No. 12	1,155	1,065	900	165	--	--	--
Division No. 13	1,230	1,065	905	160	165	--	100
Division No. 14	2,060	1,830	1,520	310	230	--	160
Division No. 15	3,175	2,860	2,005	855	315	--	245
Division No. 16	1,705	1,570	1,215	355	135	--	--
Division No. 17	1,025	875	820	--	150	--	--
Division No. 18	490	370	250	120	120	--	--
<b>Alberta</b>	<b>60,420</b>	<b>49,185</b>	<b>29,925</b>	<b>19,260</b>	<b>11,235</b>	<b>2,205</b>	<b>9,030</b>
Division No. 1	2,740	2,330	1,350	980	410	--	315
Division No. 2	4,565	3,705	2,585	1,120	860	230	630
Division No. 3	860	780	595	185	--	--	--
Division No. 4	1,310	1,090	900	190	220	105	115
Division No. 5	685	595	530	--	--	--	--
Division No. 6	18,975	14,635	7,240	7,395	4,340	605	3,735
Division No. 7	1,130	1,045	860	185	--	--	--
Division No. 8	3,275	2,870	2,250	620	405	160	245
Division No. 9	1,410	1,280	1,180	100	130	--	--
Division No. 10	1,315	1,075	855	220	240	--	170
Division No. 11	19,010	15,330	7,650	7,680	3,680	485	3,195
Division No. 12	1,095	920	775	145	175	--	130
Division No. 13	540	490	420	--	--	--	--
Division No. 14	1,030	955	830	125	--	--	--
Division No. 15	990	870	805	--	120	--	--
Division No. 16	1,145	945	875	--	200	--	110
Division No. 17	345	270	225	--	--	--	--
<b>British Columbia</b>	<b>99,330</b>	<b>81,875</b>	<b>58,185</b>	<b>23,690</b>	<b>17,455</b>	<b>6,355</b>	<b>11,100</b>
Division No. 1	2,405	2,170	1,815	355	235	105	130
Division No. 2	5,000	4,350	3,795	555	650	360	290
Division No. 3	5,605	4,680	4,185	495	925	385	540
Division No. 4	55,550	45,355	28,815	16,540	10,195	2,875	7,320
Division No. 5	18,880	15,565	11,480	4,085	3,315	1,575	1,740
Division No. 6	3,910	3,255	2,740	515	655	265	390
Division No. 7	2,080	1,865	1,410	455	215	--	125
Division No. 8	3,340	2,765	2,390	375	575	270	305
Division No. 9	1,565	1,165	985	180	400	340	--
Division No. 10	995	705	570	135	290	--	200

TABLE 66. Tenant-occupied non-farm dwellings showing the number in which the rent includes (a) furniture and (b) heat, for incorporated cities, towns, and villages of 10,000 population and over, 1951

TABLEAU 66. Logements non agricoles occupés par des locataires et nombre de logements où le loyer comprend a) les meubles et b) le chauffage, cités, villes et villages constitués de 10,000 et plus, 1951

City, town or village Cité, ville ou village	Total	Dwellings rented: Logements loués:					
		Unfurnished Non meublés			Furnished Meublés		
		Total	Without heat — Sans chauffage	With heat — Avec chauffage	Total	Without heat — Sans chauffage	With heat — Avec chauffage
<b>Newfoundland</b>							
St. John's.....	4,050	3,880	3,580	300	170	110	--
<b>Prince Edward Island</b>							
Charlottetown.....	1,920	1,840	1,360	480	--	--	--
<b>Nova Scotia</b>							
Dartmouth.....	1,430	1,300	915	385	130	--	--
Glace Bay.....	1,105	1,065	935	130	--	--	--
Halifax.....	9,925	9,055	6,465	2,590	870	300	570
New Waterford.....	465	415	355	--	--	--	--
Sydney.....	1,975	1,915	1,475	440	--	--	--
Truro.....	1,105	1,040	520	520	--	--	--
<b>New Brunswick</b>							
Edmundston.....	1,015	1,010	860	150	--	--	--
Fredericton.....	2,265	2,185	1,745	440	--	--	--
Moncton.....	3,700	3,575	2,755	820	125	--	--
Saint John.....	10,270	9,990	8,105	1,885	280	140	140
<b>Québec</b>							
Arvida.....	1,525	1,515	1,435	--	--	--	--
Cap-de-la-Madeleine.....	1,850	1,840	1,815	--	--	--	--
Chicoutimi.....	2,250	2,220	1,990	230	--	--	--
Drummondville.....	2,140	2,110	1,805	305	--	--	--
Granby.....	3,030	2,925	2,675	250	105	--	--
Grand'Mère.....	1,430	1,425	1,235	190	--	--	--
Hull.....	5,150	5,055	3,955	1,100	--	--	--
Jacques-Cartier.....	1,485	1,440	1,425	--	--	--	--
Joliette.....	2,220	2,200	2,100	100	--	--	--
Jonquières.....	2,115	2,100	2,025	--	--	--	--
Lachine.....	3,710	3,680	3,045	635	--	--	--
Lasalle.....	1,555	1,510	1,375	135	--	--	--
Lévis.....	1,050	1,040	910	130	--	--	--
Longueuil.....	1,260	1,190	975	215	--	--	--
Magog.....	1,585	1,575	1,465	110	--	--	--
Montréal.....	204,235	195,855	144,115	51,740	8,380	935	7,445
Montréal N.....	1,310	1,310	1,215	--	--	--	--
Mont-Royal.....	900	885	--	805	--	--	--
Outremont.....	5,040	4,985	1,515	3,470	--	--	--
Québec.....	26,425	25,670	17,135	8,535	755	--	685
Rimouski.....	975	965	790	175	--	--	--
Rouyn.....	1,885	1,820	1,405	415	--	--	--
St-Hyacinthe.....	3,245	2,635	2,225	410	610	335	275
St-Jean.....	2,770	2,700	2,215	485	--	--	--
St-Jérôme (Terrebonne Co.).....	2,520	2,450	2,265	185	--	--	--
St-Laurent.....	3,060	3,030	1,450	1,580	--	--	--
St-Michel.....	860	855	710	145	--	--	--
Shawinigan Falls.....	4,360	4,310	3,560	750	--	--	--
Sherbrooke.....	7,760	7,350	5,790	1,560	410	--	320
Sillery.....	715	705	340	365	--	--	--
Sorel.....	1,665	1,630	1,450	180	--	--	--
Thetford Mines.....	1,385	1,375	1,320	--	--	--	--
Trois-Rivières.....	6,860	6,745	5,825	920	115	--	--
Valleyfield (Salaberry-de-).....	2,865	2,835	2,685	150	--	--	--
Verdun.....	16,675	16,515	16,050	465	160	--	120
Victoriaville.....	1,555	1,500	1,255	245	--	--	--
Westmount.....	3,080	2,890	885	2,005	190	--	160



TABLE 66. Tenant-occupied non-farm dwellings showing the number in which the rent includes (a) furniture and (b) heat, for incorporated cities, towns, and villages of 10,000 population and over, 1951 - Continued

TABLEAU 66. Logements non agricoles occupés par des locataires et nombre de logements où le loyer comprend a) les meubles et b) le chauffage, cités, villes et villages constitués de 10,000 et plus, 1951 - suite

City, town or village Cité, ville ou village	Total	Dwellings rented: Logements loués:					
		Unfurnished Non meublés			Furnished Meublés		
		Total	Without heat Sans chauffage	With heat Avec chauffage	Total	Without heat Sans chauffage	With heat Avec chauffage
<b>Ontario</b>							
Barrie .....	1,300	1,145	790	355	155	--	115
Belleville .....	2,520	2,285	1,705	580	235	--	155
Brantford .....	3,965	3,745	2,655	1,090	220	--	205
Brockville .....	1,750	1,725	1,360	365	--	--	--
Chatham .....	2,665	2,520	2,100	420	145	--	--
Cornwall .....	2,370	2,345	1,980	365	--	--	--
Eastview .....	1,740	1,710	895	815	--	--	--
Forest Hill .....	1,365	1,315	--	1,230	--	--	--
Fort William .....	2,625	2,470	1,415	1,055	155	--	130
Galt .....	1,950	1,920	1,355	565	--	--	--
Guelph .....	2,785	2,655	1,885	770	130	--	100
Hamilton .....	19,245	15,360	8,280	7,080	3,885	155	3,730
Kingston .....	4,595	4,295	2,655	1,640	300	--	260
Kitchener .....	4,070	3,860	1,350	2,510	210	--	200
Leaside .....	865	805	155	650	--	--	--
London .....	10,490	8,880	4,845	4,035	1,610	215	1,395
Mimico .....	885	845	335	510	--	--	--
New Toronto .....	570	555	305	250	--	--	--
Niagara Falls .....	2,185	2,010	1,230	780	175	--	155
North Bay .....	1,395	1,340	760	580	--	--	--
Orillia .....	995	940	595	345	--	--	--
Oshawa .....	2,950	2,750	1,695	1,055	200	--	145
Ottawa .....	27,650	26,210	13,225	12,985	1,440	235	1,205
Owen Sound .....	1,385	1,350	890	460	--	--	--
Pembroke .....	820	755	455	300	--	--	--
Peterborough .....	3,650	3,505	2,570	935	145	--	115
Port Arthur .....	2,150	2,085	1,190	895	--	--	--
St. Catharines .....	3,785	3,510	2,270	1,240	275	--	200
St. Thomas .....	2,090	1,880	1,070	810	210	--	140
Sarnia .....	2,760	2,400	1,845	555	360	150	210
Sault Ste. Marie .....	2,510	2,300	1,430	870	210	--	120
Stratford .....	1,790	1,765	1,085	680	--	--	--
Sudbury .....	5,015	4,855	2,415	2,440	160	--	115
Timmins .....	3,540	3,405	2,540	865	135	--	--
Toronto .....	59,375	54,555	22,875	31,680	4,820	1,040	3,780
Trenton .....	1,280	1,050	855	195	230	110	120
Waterloo .....	865	840	440	400	--	--	--
Welland .....	1,345	1,295	760	535	--	--	--
Windsor .....	14,510	12,255	9,350	2,905	2,255	580	1,675
Woodstock .....	1,895	1,795	1,415	380	100	--	--
<b>Manitoba</b>							
Brandon .....	1,930	1,715	740	975	215	--	165
St. Boniface .....	2,550	2,505	1,065	1,440	--	--	--
Winnipeg .....	30,350	27,705	11,075	16,630	2,645	250	2,395
<b>Saskatchewan</b>							
Moose Jaw .....	3,145	2,630	1,040	1,590	515	--	490
Prince Albert .....	1,630	1,465	865	600	165	--	135
Regina .....	8,100	7,335	3,645	3,690	765	--	680
Saskatoon .....	5,395	4,570	2,225	2,345	825	145	680
<b>Alberta</b>							
Calgary .....	15,460	11,810	4,870	6,940	3,650	315	3,335
Edmonton .....	16,585	13,175	5,870	7,305	3,410	335	3,075
Lethbridge .....	2,625	2,050	1,375	675	575	--	495
Medicine Hat .....	2,015	1,720	840	880	295	--	240

TABLE 66. Tenant-occupied non-farm dwellings showing the number in which the rent includes (a) furniture and (b) heat, for incorporated cities, towns and villages of 10,000 population and over, 1951 - Concluded

TABLEAU 66. Logements non agricoles occupés par des locataires et nombre de logements où le loyer comprend a) les meubles et b) le chauffage, cités, villes et villages constitués de 10,000 et plus, 1951 - fin

City, town or village Cité, ville ou village	Total	Dwellings rented: Logements loués:					
		Unfurnished Non meublés			Furnished Meublés		
		Total	Without heat Sans chauffage	With heat Avec chauffage	Total	Without heat Sans chauffage	With heat Avec chauffage
<b>British Columbia</b>							
New Westminster .....	2,640	2,150	1,210	940	490	--	400
North Vancouver .....	1,180	1,035	765	270	145	--	--
Penticton .....	770	665	620	--	105	--	--
Trail .....	1,435	1,280	1,115	165	155	--	--
Vancouver .....	37,435	29,775	15,970	13,805	7,660	1,595	6,065
Victoria .....	6,595	5,465	2,990	2,475	1,130	300	830

TABLE 67. Tenant-occupied non-farm dwellings showing the number in which the rent includes (a) furniture and (b) heat, for census metropolitan areas, 1951

TABLEAU 67. Logements non agricoles occupés par des locataires et nombre de logements où le loyer comprend a) les meubles et b) le chauffage, zones métropolitaines de recensement, 1951

Census metropolitan area Zone métropolitaine de recensement	Total	Dwellings rented: Logements loués:					
		Unfurnished Non meublés			Furnished Meublés		
		Total	Without heat Sans chauffage	With heat Avec chauffage	Total	Without heat Sans chauffage	With heat Avec chauffage
Calgary .....	16,045	12,300	5,170	7,130	3,745	370	3,375
Edmonton .....	17,475	13,970	6,560	7,410	3,505	380	3,125
Halifax .....	13,410	12,330	8,995	3,335	1,080	430	650
Hamilton .....	21,825	17,800	10,155	7,645	4,025	215	3,810
London .....	11,600	9,885	5,530	4,355	1,715	255	1,460
Montréal .....	252,950	243,710	180,580	63,130	9,240	1,235	8,005
Ottawa .....	36,295	34,660	19,645	15,015	1,635	300	1,335
Québec .....	34,945	34,095	24,615	9,480	850	125	725
Saint John .....	12,195	11,780	9,690	2,090	415	230	185
St. John's (Nfld.) .....	4,410	4,215	3,900	315	195	120	--
Toronto .....	79,525	73,840	31,140	42,700	5,685	1,360	4,325
Vancouver .....	48,385	39,330	23,505	15,825	9,055	2,115	6,940
Victoria .....	9,520	7,930	4,675	3,255	1,590	555	1,035
Windsor .....	15,965	13,575	10,525	3,050	2,390	645	1,745
Winnipeg .....	37,090	34,255	14,875	19,380	2,835	350	2,485

TABLE 68. Owner-occupied non-farm dwellings showing the number with and without mortgages, for provinces, rural, and urban size groups, 1951

TABLEAU 68. Logements non agricoles occupés par leurs propriétaires et nombre de logements hypothéqués et non hypothéqués, provinces, régions rurales, et urbaines par groupe d'importance, 1951

Locality — Localité	Total	Dwellings reporting: — Logements:			Locality — Localité	Total	Dwellings reporting: — Logements:		
		No mort- gage — Non hypo- théqués	First mort- gage only — Première hypo- thèque seule- ment	First and second mort- gages — Première et deuxième hypo- thèques			No mort- gage — Non hypo- théqués	First mort- gage only — Première hypo- thèque seule- ment	First and second mort- gages — Première et deuxième hypo- thèques
<b>CANADA</b> .....	<b>1,654,045</b>	<b>1,137,040</b>	<b>478,740</b>	<b>38,265</b>	<b>Ontario</b> .....	<b>668,625</b>	<b>400,670</b>	<b>238,090</b>	<b>29,865</b>
Rural — Rurale .....	458,520	399,055	57,620	1,845	Rural — Rurale .....	123,990	96,735	26,130	1,125
Urban — Urbaine .....	1,195,525	737,985	421,120	36,420	Urban — Urbaine .....	544,635	303,935	211,960	28,740
100,000 and over — 100,000 et plus	390,130	209,890	162,985	17,255	100,000 and over — 100,000 et plus	192,135	96,605	82,105	13,425
30,000-99,999 .....	225,610	120,635	93,495	11,480	30,000-99,999 .....	142,900	67,500	64,820	10,580
10,000-29,999 .....	217,770	134,390	79,220	4,160	10,000-29,999 .....	77,630	46,940	28,330	2,360
Under 10,000 — Moins de 10,000 ...	362,015	273,070	85,420	3,525	Under 10,000 — Moins de 10,000 ...	131,970	92,890	36,705	2,375
<b>Newfoundland</b> .....	<b>58,125</b>	<b>56,155</b>	<b>1,920</b>	<b>--</b>	<b>Manitoba</b> .....	<b>98,095</b>	<b>69,330</b>	<b>27,280</b>	<b>1,485</b>
Rural — Rurale .....	36,610	36,560	--	--	Rural — Rurale .....	24,075	22,760	1,280	--
Urban — Urbaine .....	21,515	19,595	1,870	--	Urban — Urbaine .....	74,020	46,570	26,000	1,450
30,000-99,999 .....	6,510	5,010	1,475	--	100,000 and over — 100,000 et plus	34,280	20,785	12,750	745
Under 10,000 — Moins de 10,000 ...	15,005	14,585	395	--	10,000-29,999 .....	21,430	11,345	9,485	600
<b>Prince Edward Island</b> .....	<b>7,975</b>	<b>6,220</b>	<b>1,735</b>	<b>--</b>	Under 10,000 — Moins de 10,000 ...	18,310	14,440	3,765	105
Rural — Rurale .....	5,045	4,160	875	--	<b>Saskatchewan</b> .....	<b>79,425</b>	<b>70,520</b>	<b>8,795</b>	<b>110</b>
Urban — Urbaine .....	2,930	2,060	860	--	Rural — Rurale .....	36,175	34,960	1,175	--
10,000-29,999 .....	1,595	1,150	440	--	Urban — Urbaine .....	43,250	35,560	7,620	--
Under 10,000 — Moins de 10,000 ...	1,335	910	420	--	30,000-99,999 .....	20,630	15,155	5,415	--
<b>Nova Scotia</b> .....	<b>89,115</b>	<b>72,680</b>	<b>15,955</b>	<b>480</b>	10,000-29,999 .....	6,855	5,820	1,030	--
Rural — Rurale .....	38,520	35,735	2,735	--	Under 10,000 — Moins de 10,000 ...	15,765	14,585	1,175	--
Urban — Urbaine .....	50,595	36,945	13,220	430	<b>Alberta</b> .....	<b>104,270</b>	<b>79,095</b>	<b>24,830</b>	<b>345</b>
30,000-99,999 .....	13,135	6,940	6,015	180	Rural — Rurale .....	26,480	25,145	1,325	--
10,000-29,999 .....	9,540	6,985	2,445	110	Urban — Urbaine .....	77,790	53,950	23,505	335
Under 10,000 — Moins de 10,000 ...	27,920	23,020	4,760	140	100,000 and over — 100,000 et plus	48,340	29,125	18,940	275
<b>New Brunswick</b> .....	<b>53,595</b>	<b>45,090</b>	<b>8,360</b>	<b>145</b>	10,000-29,999 .....	6,860	5,440	1,410	--
Rural — Rurale .....	27,850	25,625	2,210	--	Under 10,000 — Moins de 10,000 ...	22,590	19,385	3,155	--
Urban — Urbaine .....	25,745	19,465	6,150	130	<b>British Columbia</b> .....	<b>206,245</b>	<b>142,850</b>	<b>61,125</b>	<b>2,270</b>
30,000-99,999 .....	2,845	2,285	540	--	Rural — Rurale .....	49,860	42,565	7,130	165
10,000-29,999 .....	9,100	6,075	2,950	--	Urban — Urbaine .....	156,385	100,285	53,995	2,105
Under 10,000 — Moins de 10,000 ...	13,800	11,105	2,660	--	100,000 and over — 100,000 et plus	63,870	37,980	24,620	1,270
<b>Québec</b> .....	<b>288,575</b>	<b>194,430</b>	<b>90,650</b>	<b>3,495</b>	30,000-99,999 .....	23,535	14,325	8,790	420
Rural — Rurale .....	89,915	74,810	14,710	395	10,000-29,999 .....	37,415	23,770	13,350	295
Urban — Urbaine .....	198,660	119,620	75,940	3,100	Under 10,000 — Moins de 10,000 ...	31,565	24,210	7,235	120
100,000 and over — 100,000 et plus	51,505	25,395	24,570	1,540					
30,000-99,999 .....	16,055	9,420	6,440	195					
10,000-29,999 .....	47,345	26,865	19,780	700					
Under 10,000 — Moins de 10,000 ...	83,755	57,940	25,150	665					

TABLE 69. Owner-occupied non-farm dwellings showing the number with and without mortgages, for counties and census divisions, 1951

TABLEAU 69. Logements non agricoles occupés par leurs propriétaires et nombre de logements hypothéqués et non hypothéqués, comtés et divisions de recensement, 1951

County or census division Comté ou division de recensement	Total	Dwellings reporting: Logements:			County or census division Comté ou division de recensement	Total	Dwellings reporting: Logements:		
		No mort- gage Non hypo- théqués	First mort- gage only Première hypo- thèque seule- ment	First and second mort- gages Première et deuxième hypothèques			No mort- gage Non hypo- théqués	First mort- gage only Première hypo- thèque seule- ment	First and second mort- gages Première et deuxième hypothèques
<b>CANADA</b> .....	<b>1,654,045</b>	<b>1,137,040</b>	<b>478,740</b>	<b>38,265</b>	<b>Québec</b> .....	<b>288,575</b>	<b>194,430</b>	<b>90,650</b>	<b>3,495</b>
<b>Newfoundland</b> .....	<b>58,125</b>	<b>56,155</b>	<b>1,920</b>	<b>--</b>	Abitibi .....	5,230	4,545	675	--
Division No. 1 .....	22,380	20,670	1,665	--	Argenteuil .....	2,965	2,385	555	--
Division No. 2 .....	4,530	4,515	--	--	Arthabaska .....	2,755	1,700	1,020	--
Division No. 3 .....	3,850	3,845	--	--	Bagot .....	1,290	905	365	--
Division No. 4 .....	1,515	1,515	--	--	Beauce .....	4,425	3,600	780	--
Division No. 5 .....	4,230	4,050	180	--	Beauharnois .....	3,320	2,045	1,255	--
Division No. 6 .....	3,330	3,290	--	--	Bellechasse .....	1,915	1,700	215	--
Division No. 7 .....	7,260	7,255	--	--	Berthier .....	2,170	1,740	420	--
Division No. 8 .....	7,195	7,190	--	--	Bonaventure .....	2,470	2,300	170	--
Division No. 9 .....	2,895	2,885	--	--	Brome .....	1,170	955	210	--
Division No. 10 .....	940	940	--	--	Chambly .....	10,275	6,550	3,665	--
<b>Prince Edward Island</b> .....	<b>7,975</b>	<b>6,220</b>	<b>1,735</b>	<b>--</b>	Champlain .....	7,895	5,810	2,060	--
Kings .....	1,375	1,215	160	--	Charlevoix .....	2,195	1,925	270	--
Prince .....	3,280	2,540	730	--	Charlevoix-Est .....	1,240	1,100	140	--
Queens .....	3,320	2,465	845	--	Charlevoix-Ouest .....	955	825	130	--
<b>Nova Scotia</b> .....	<b>89,115</b>	<b>72,680</b>	<b>15,955</b>	<b>480</b>	Châteauguay .....	1,745	1,225	495	--
Annapolis .....	2,405	1,920	470	--	Chicoutimi .....	7,190	4,945	2,175	--
Antigonish .....	840	745	--	--	Compton .....	1,900	1,595	305	--
Cape Breton .....	18,145	15,350	2,695	100	Deux-Montagnes .....	2,055	1,475	570	--
Colchester .....	4,405	3,365	1,000	--	Dorchester .....	2,225	1,860	365	--
Cumberland .....	6,005	5,550	430	--	Drummond .....	3,805	1,720	1,995	--
Digby .....	2,800	2,565	235	--	Frontenac .....	1,990	1,555	430	--
Guysborough .....	2,275	2,240	--	--	Gaspé .....	4,565	4,415	150	--
Halifax .....	21,245	13,280	7,735	230	Gaspé-Est .....	2,680	2,635	--	--
Hants .....	3,085	2,675	410	--	Gaspé-Ouest .....	1,450	1,400	--	--
Inverness .....	1,480	1,445	--	--	Iles-de-la-Madeleine .....	435	380	--	--
Kings .....	3,780	2,830	935	--	Hull .....	9,275	6,890	2,330	--
Lunenburg .....	5,185	4,745	435	--	Gatineau .....	3,655	2,875	765	--
Pictou .....	6,280	5,545	705	--	Hull .....	5,620	4,015	1,565	--
Queens .....	2,490	2,180	310	--	Huntingdon .....	1,200	975	220	--
Richmond .....	1,780	1,765	--	--	Iberville .....	1,055	715	330	--
Shelburne .....	2,915	2,830	--	--	Joliette .....	2,505	1,785	690	--
Victoria .....	900	895	--	--	Kamouraska .....	2,130	1,905	215	--
Yarmouth .....	3,100	2,755	335	--	Labelle .....	2,095	1,605	470	--
<b>New Brunswick</b> .....	<b>53,595</b>	<b>45,090</b>	<b>8,360</b>	<b>145</b>	Lac-St-Jean .....	5,255	3,935	1,300	--
Albert .....	1,525	1,180	345	--	Lac-St-Jean-Est .....	2,020	1,450	560	--
Carleton .....	2,335	2,025	300	--	Lac-St-Jean-Ouest .....	3,235	2,485	740	--
Charlotte .....	4,345	3,985	360	--	Laprairie .....	1,890	1,555	330	--
Gloucester .....	4,420	4,150	260	--	L'Assomption .....	1,805	1,220	545	--
Kent .....	2,120	2,020	100	--	Lévis .....	4,635	3,905	720	--
Kings .....	2,770	2,275	495	--	L'Islet .....	1,745	1,510	225	--
Madawaska .....	2,970	2,365	590	--	Lotbinière .....	1,865	1,590	260	--
Northumberland .....	4,460	4,235	220	--	Maskinongé .....	1,610	1,215	385	--
Queens .....	1,820	1,735	--	--	Matane .....	4,585	4,265	320	--
Restigouche .....	3,600	3,245	345	--	Matapédia .....	2,610	2,455	155	--
St. John .....	6,180	4,620	1,510	--	Mégantic .....	1,975	1,810	165	--
Sunbury .....	1,020	1,005	--	--	Missisquoi .....	4,000	3,075	910	--
Victoria .....	1,985	1,750	235	--	Montcalm .....	2,020	1,420	585	--
Westmorland .....	9,065	6,520	2,510	--	Montmagny .....	1,550	1,265	275	--
York .....	4,980	3,980	990	--	Montmorency .....	2,270	2,035	225	--
					Montmorency No. 1 .....	1,960	1,560	380	--
					Montmorency No. 2 (Île-d'Orléans) .....	1,725	1,370	350	--
						235	190	--	--
					Montréal & Jésus Islands - Îles .....	74,585	36,020	36,660	1,905
					Jésus Island - Île .....	3,870	2,310	1,515	--
					Montréal Island - Île .....	70,715	33,710	35,145	1,860
					Napierville .....	500	330	170	--
					Nicolet .....	1,700	1,365	320	--
					Papineau .....	2,795	2,365	425	--
					Pontiac .....	2,040	1,905	135	--
					Portneuf .....	3,795	2,985	760	--
					Québec .....	16,390	9,900	6,230	260
					Richelieu .....	2,860	2,085	755	--

TABLE 69. Owner-occupied non-farm dwellings showing the number with and without mortgages, for counties and census divisions, 1951 - Continued

TABLEAU 69. Logements non agricoles occupés par leurs propriétaires et nombre de logements hypothéqués et non hypothéqués, comtés et divisions de recensement, 1951 - suite

County or census division Comté ou division de recensement	Total	Dwellings reporting: Logements:			County or census division Comté ou division de recensement	Total	Dwellings reporting: Logements:		
		No mort- gage Non hypo- théqués	First mort- gage only Première hypo- thèque seule- ment	First and second mort- gages Première et deuxième hypo- thèques			No mort- gage Non hypo- théqués	First mort- gage only Première hypo- thèque seule- ment	First and second mort- gages Première et deuxième hypo- thèques
<b>Québec - Con.-fin</b>					<b>Ontario - Con.-fin</b>				
Richmond.....	2,780	1,800	970	--	Rainy River.....	3,220	2,875	340	--
Rimouski.....	3,870	3,345	500	--	Renfrew.....	8,075	6,985	1,075	--
Rouville.....	1,605	1,080	515	--	Russell.....	1,395	1,160	230	--
Saguenay.....	4,805	4,450	340	--	Simcoe.....	14,865	11,515	3,205	145
Shefford.....	3,400	1,895	1,475	--	Stormont.....	4,680	2,925	1,690	--
Sherbrooke.....	4,790	2,715	2,035	--	Sudbury.....	12,160	8,640	3,220	300
Soulanges.....	895	795	--	--	Thunder Bay.....	16,760	12,610	4,000	150
Stanstead.....	3,200	2,085	1,110	--	Timiskaming.....	5,950	5,060	860	--
St-Hyacinthe.....	2,410	1,480	880	--	Victoria.....	3,770	2,995	740	--
St-Jean.....	1,905	1,130	740	--	Waterloo.....	20,385	11,735	8,190	460
St-Maurice.....	5,850	3,635	2,135	--	Welland.....	20,475	12,170	7,600	705
Témiscamingue.....	3,360	2,350	975	--	Wellington.....	8,740	6,125	2,530	--
Témiscouata.....	4,955	4,175	755	--	Wentworth.....	44,820	22,635	20,015	2,170
Rivière-du-Loup.....	3,065	2,655	385	--	York.....	201,685	87,360	93,930	20,395
Témiscouata.....	1,890	1,520	370	--					
Terrebonne.....	7,050	4,830	2,165	--	<b>Manitoba.....</b>	<b>98,095</b>	<b>69,330</b>	<b>27,280</b>	<b>1,485</b>
Vaudreuil.....	2,040	1,350	670	--	Division No. 1.....	1,635	1,485	145	--
Verchères.....	1,475	910	550	--	Division No. 2.....	3,235	2,865	360	--
Wolfe.....	1,265	1,025	230	--	Division No. 3.....	2,010	1,890	120	--
Yamaska.....	1,255	1,050	195	--	Division No. 4.....	1,340	1,290	--	--
					Division No. 5.....	6,980	4,775	2,075	130
<b>Ontario.....</b>	<b>668,625</b>	<b>400,670</b>	<b>238,090</b>	<b>29,865</b>	Division No. 6.....	48,775	29,245	18,535	995
Algoma.....	9,795	7,790	1,960	--	Division No. 7.....	4,930	4,120	810	--
Brant.....	11,355	6,975	4,200	180	Division No. 8.....	1,945	1,860	--	--
Bruce.....	5,195	4,440	735	--	Division No. 9.....	9,715	5,485	3,915	315
Carleton.....	24,835	12,420	11,345	1,070	Division No. 10.....	1,740	1,675	--	--
Cochrane.....	8,655	7,070	1,520	--	Division No. 11.....	2,380	2,280	100	--
Dufferin.....	1,555	1,300	230	--	Division No. 12.....	1,460	1,385	--	--
Dundas.....	1,410	1,225	180	--	Division No. 13.....	2,485	2,190	285	--
Durham.....	4,145	3,140	925	--	Division No. 14.....	1,470	1,400	--	--
Elgin.....	7,260	5,350	1,870	--	Division No. 15.....	1,070	1,015	--	--
Essex.....	31,930	20,265	11,200	465	Division No. 16.....	6,925	6,370	540	--
Frontenac.....	7,105	4,265	2,660	180	<b>Saskatchewan.....</b>	<b>79,425</b>	<b>70,520</b>	<b>8,795</b>	<b>110</b>
Glengarry.....	1,480	1,330	150	--	Division No. 1.....	3,250	3,170	--	--
Grenville.....	1,800	1,510	290	--	Division No. 2.....	2,855	2,710	145	--
Grey.....	7,585	5,785	1,770	--	Division No. 3.....	2,275	2,180	--	--
Haldimand.....	2,520	2,025	475	--	Division No. 4.....	1,375	1,340	--	--
Halliburton.....	1,245	1,125	115	--	Division No. 5.....	4,230	4,000	230	--
Halton.....	7,275	3,965	3,140	170	Division No. 6.....	14,390	11,205	3,140	--
Hastings.....	9,085	6,960	2,015	110	Division No. 7.....	5,730	5,010	715	--
Huron.....	5,580	4,600	945	--	Division No. 8.....	3,675	3,460	210	--
Kenora.....	6,065	5,435	620	--	Division No. 9.....	4,015	3,790	225	--
Kent.....	9,740	6,770	2,865	105	Division No. 10.....	2,365	2,275	--	--
Lambton.....	11,110	7,130	3,905	--	Division No. 11.....	12,225	9,555	2,655	--
Lanark.....	4,795	4,090	700	--	Division No. 12.....	2,320	2,245	--	--
Leeds.....	4,560	3,600	935	--	Division No. 13.....	2,505	2,385	105	--
Lennox & Addington.....	2,175	1,910	255	--	Division No. 14.....	4,715	4,530	185	--
Lincoln.....	13,110	7,650	4,870	590	Division No. 15.....	6,145	5,655	485	--
Manitoulin.....	1,460	1,335	120	--	Division No. 16.....	2,890	2,735	150	--
Middlesex.....	24,605	14,015	9,865	725	Division No. 17.....	2,105	1,945	155	--
Muskoka.....	4,735	4,005	700	--	Division No. 18.....	2,360	2,330	--	--
Nipissing.....	6,825	5,120	1,650	--	<b>Alberta.....</b>	<b>104,270</b>	<b>79,095</b>	<b>24,830</b>	<b>345</b>
Norfolk.....	4,760	3,500	1,210	--	Division No. 1.....	4,330	3,935	390	--
Northumberland.....	4,135	3,205	910	--	Division No. 2.....	9,425	7,945	1,465	--
Ontario.....	13,400	8,630	4,525	245	Division No. 3.....	1,410	1,325	--	--
Oxford.....	7,610	5,515	2,040	--	Division No. 4.....	2,695	2,535	160	--
Parry Sound.....	4,100	3,735	360	--	Division No. 5.....	1,650	1,615	--	--
Peel.....	8,140	4,400	3,330	410					
Perth.....	7,150	5,405	1,695	--					
Peterborough.....	9,060	5,215	3,580	265					
Prescott.....	2,235	1,930	295	--					
Prince Edward.....	2,065	1,745	310	--					

TABLE 69. Owner-occupied non-farm dwellings showing the number with and without mortgages, for counties and census divisions, 1951 - Concluded

TABLEAU 69. Logements non agricoles occupés par leurs propriétaires et nombre de logements hypothéqués et non hypothéqués, comtés et divisions de recensement, 1951 - fin

County or census division Comté ou division de recensement	Total	Dwellings reporting: Logements:			County or census division Comté ou division de recensement	Total	Dwellings reporting: Logements:		
		No mort-gage Non hypo-théqués	First mort-gage only Première hypo-thèque seule-ment	First and second mort-gages Première et deuxième hypo-thèques			No mort-gage Non hypo-théqués	First mort-gage only Première hypo-thèque seule-ment	First and second mort-gages Première et deuxième hypo-thèques
		<b>Alberta - Con.-fin</b>						<b>British Columbia</b>	
Division No. 6	28,965	19,515	9,310	140	Division No. 1	4,595	3,820	775	--
Division No. 7	2,225	2,125	100	--	Division No. 2	9,545	7,680	1,830	--
Division No. 8	6,200	5,435	760	--	Division No. 3	10,575	8,090	2,475	--
Division No. 9	2,145	1,985	155	--	Division No. 4	121,300	77,340	42,720	1,740
Division No. 10	3,135	2,875	255	--	Division No. 5	41,815	30,065	11,295	455
Division No. 11	31,415	19,660	11,590	165	Division No. 6	5,150	4,170	955	--
Division No. 12	1,535	1,480	--	--	Division No. 7	2,550	2,295	255	--
Division No. 13	1,490	1,385	105	--	Division No. 8	5,440	5,050	385	--
Division No. 14	2,430	2,255	175	--	Division No. 9	3,365	3,055	310	--
Division No. 15	1,705	1,650	--	--	Division No. 10	1,410	1,285	125	--
Division No. 16	1,975	1,865	105	--					
Division No. 17	1,540	1,510	--	--					

TABLE 70. Owner-occupied non-farm dwellings showing the number with and without mortgages, for incorporated cities, towns, and villages of 10,000 population and over, 1951

TABLEAU 70. Logements non agricoles occupés par leurs propriétaires et nombre de logements hypothéqués et non hypothéqués, cités, villes et villages constitués de 10,000 et plus, 1951

City, town, or village Cité, ville ou village	Total	Dwellings reporting: Logements:			City, town, or village Cité, ville ou village	Total	Dwellings reporting: Logements:		
		No mort-gage Non hypo-théqués	First mort-gage only Première hypo-thèque seule-ment	First and second mort-gages Première et deuxième hypo-thèques			No mort-gage Non hypo-théqués	First mort-gage only Première hypo-thèque seule-ment	First and second mort-gages Première et deuxième hypo-thèques
		<b>Newfoundland</b>						<b>Québec - Con.-fin</b>	
St. John's	6,510	5,010	1,475	--	Grand'Mère	945	620	320	--
					Hull	4,160	2,925	1,215	--
<b>Prince Edward Island</b>					Jacques-Cartier	3,205	2,265	915	--
Charlottetown	1,595	1,150	440	--	Joliette	1,030	700	310	--
					Jonquières	1,630	1,035	565	--
<b>Nova Scotia</b>					Lachine	2,670	1,140	1,490	--
Dartmouth	2,020	905	1,070	--	Lasalle	1,235	625	580	--
Glace Bay	4,210	3,665	520	--	Lévis	1,335	1,175	205	--
Halifax	8,785	4,050	4,595	140	Longueuil	1,225	575	635	--
New Waterford	1,625	1,355	260	--	Magog	1,135	630	500	--
Sydney	4,350	2,890	1,420	--	Montréal	43,000	20,230	21,400	1,370
Truro	1,685	1,060	595	--	Montréal N.	1,675	770	850	--
					Mont-Royal	2,210	355	1,345	--
<b>New Brunswick</b>					Outremont	2,375	1,535	805	--
Edmundston	1,160	820	325	--	Québec	8,505	5,165	3,170	170
Fredericton	1,965	1,320	635	--	Rimouski	1,120	830	235	--
Moncton	2,890	1,840	1,030	--	Rouyn	1,110	715	390	--
Saint John	2,845	2,285	540	--	St-Hyacinthe	1,175	525	545	--
					St-Jean	1,315	780	505	--
<b>Québec</b>					St-Jérôme (Terrebonne Co.)	1,460	705	650	--
Arvida	385	130	250	--	St-Laurent	1,905	495	1,320	--
Cap-de-la-Madeleine	1,940	1,385	555	--	St-Michel	1,395	500	870	--
Chicoutimi	1,620	1,025	590	--	Shawinigan Falls	1,310	665	620	--
Drummondville	1,020	530	445	--	Sherbrooke	3,725	1,935	1,750	--
Granby	1,960	930	1,020	--	Sillery	1,440	570	830	--
					Sorel	1,375	965	390	--
					Thetford Mines	1,945	1,415	515	--
					Trois-Rivières	2,665	1,610	1,025	--
					Valleyfield (Salaberry-de-)	2,010	1,220	775	--
					Verdun	3,130	1,415	1,645	--
					Victoriaville	1,335	735	535	--
					Westmount	3,180	2,215	925	--

TABLE 70. Owner-occupied non-farm dwellings showing the number with and without mortgages, for incorporated cities, towns, and villages of 10,000 population and over, 1951 - Concluded

TABLEAU 70. Logements non agricoles occupés par leurs propriétaires et nombre de logements hypothéqués et non hypothéqués, cités, villes et villages constitués de 10,000 et plus, 1951 - fin

City, town, or village Cité, ville, ou village	Total	Dwellings reporting: Logements:			City, town, or village Cité, ville ou village	Total	Dwellings reporting: Logements:		
		No mort- gage	First mort- gage only	First and second mort- gages			No mort- gage	First mort- gage only	First and second mort- gages
		Non hypo- théqués	Première hypo- thèque seule- ment	Première et deuxième hypo- thèques			Non hypo- théqués	Première hypo- thèque seule- ment	Première et deuxième hypo- thèques
<b>Ontario</b>				<b>Ontario - Con.-fin</b>					
Barrie .....	2,200	1,420	760	--	Trenton .....	1,475	1,105	370	--
Belleville .....	2,945	1,890	950	105	Waterloo .....	2,160	1,065	1,060	--
Brantford .....	6,405	4,005	2,315	--	Welland .....	2,585	1,540	730	315
Brockville .....	1,635	1,095	530	--	Windsor .....	17,290	10,735	6,280	275
Chatham .....	3,440	2,100	1,265	--	Woodstock .....	2,735	1,760	920	--
Cornwall .....	1,665	985	660	--	<b>Manitoba</b>				
Eastview .....	1,450	655	715	--	Brandon .....	3,430	2,740	690	--
Forest Hill .....	2,885	1,765	1,090	--	St. Boniface .....	4,050	2,125	1,845	--
Fort William .....	6,675	4,845	1,740	--	Winnipeg .....	34,280	20,785	12,750	745
Galt .....	3,515	2,120	1,325	--	<b>Saskatchewan</b>				
Guelph .....	4,315	2,730	1,525	--	Moose Jaw .....	4,155	3,490	660	--
Hamilton .....	36,055	18,545	15,705	1,805	Prince Albert .....	2,700	2,330	370	--
Kingston .....	4,100	2,435	1,580	--	Regina .....	11,045	8,025	2,975	--
Kitchener .....	7,485	3,980	3,285	220	Saskatoon .....	9,585	7,130	2,440	--
Leaside .....	3,780	880	2,460	440	<b>Alberta</b>				
London .....	15,895	8,980	6,440	475	Calgary .....	22,190	13,610	8,450	130
Mimico .....	2,130	970	985	175	Edmonton .....	26,150	15,515	10,490	145
New Toronto .....	1,790	935	745	110	Lethbridge .....	3,955	2,830	1,115	--
Niagara Falls .....	3,920	2,350	1,435	135	Medicine Hat .....	2,905	2,610	295	--
North Bay .....	3,005	2,020	940	--	<b>British Columbia</b>				
Orillia .....	2,435	1,730	655	--	New Westminster .....	5,335	3,380	1,910	--
Oshawa .....	8,150	4,815	3,155	180	North Vancouver .....	3,350	1,995	1,310	--
Ottawa .....	21,065	10,135	9,945	985	Penticton .....	2,075	1,385	690	--
Owen Sound .....	3,080	2,235	835	--	Trail .....	1,715	1,235	465	--
Pembroke .....	2,220	1,830	385	--	Vancouver .....	63,870	37,980	24,620	1,270
Peterborough .....	6,370	3,245	2,875	250	Victoria .....	9,190	5,775	3,205	210
Port Arthur .....	6,275	4,215	2,010	--					
St. Catharines .....	6,590	3,905	2,500	185					
St. Thomas .....	3,450	2,505	925	--					
Sarnia .....	6,565	3,460	3,045	--					
Sault Ste. Marie .....	5,315	3,875	1,410	--					
Stratford .....	3,640	2,615	990	--					
Sudbury .....	4,435	2,575	1,705	155					
Timmins .....	3,375	2,310	1,000	--					
Toronto .....	97,730	48,725	40,930	8,075					

TABLE 71. Owner-occupied non-farm dwellings showing the number with and without mortgages, for census metropolitan areas, 1951

TABLEAU 71. Logements non agricoles occupés par leurs propriétaires et nombre de logements hypothéqués et non hypothéqués, zones métropolitaines de recensement, 1951

Census metropolitan area Zone métropolitaine de recensement	Total	Dwellings reporting: Logements:			Census metropolitan area Zone métropolitaine de recensement	Total	Dwellings reporting: Logements:		
		No mort- gage	First mort- gage only	First and second mort- gages			No mort- gage	First mort- gage only	First and second mort- gages
		Non hypo- théqués	Première hypo- thèque seule- ment	Première et deuxième hypo- thèques			Non hypo- théqués	Première hypo- thèque seule- ment	Première et deuxième hypo- thèques
Calgary .....	23,840	14,860	8,850	130	Saint John .....	6,955	5,100	1,805	--
Edmonton .....	28,470	17,050	11,260	160	St. John's (Nfld.) .....	8,305	6,640	1,620	--
Halifax .....	16,130	8,535	7,365	230	Toronto .....	192,470	81,375	90,845	20,250
Hamilton .....	45,735	22,680	20,845	2,210	Vancouver .....	104,330	63,165	39,480	1,685
London .....	20,795	11,050	9,025	720	Victoria .....	21,285	13,670	7,305	310
Montréal .....	80,795	39,920	38,940	1,935	Windsor .....	25,340	15,450	9,495	395
Ottawa .....	29,595	15,685	12,790	1,120	Winnipeg .....	58,030	32,875	23,735	1,420
Québec .....	19,185	12,455	6,460	270					

TABLE 72. Occupied dwellings showing specified dwelling attributes, for incorporated cities, towns, and villages of 5,000-9,999 population, 1951

TABLEAU 72. Logements occupés possédant certains attributs, cités, villes et villages constitués d'une population de 5,000 à 9,999, 1951

City, town, or village Cité, ville ou village	Total	Single detached dwellings Logements uniques-maisons seules	Principal exterior material Principal matériau extérieur		Dwellings in need of major repair Logements ayant besoin de réparations importantes	Average number of rooms per dwelling Moyenne de pièces par logement	Dwellings with: Logements pourvus de:			
			Wood Bois	Brick or brick veneer Brique ou revêtement de brique			Furnace heating Chauffage par fournaise	Running water Eau courante	Flush toilet (exclusive use) Toilettes avec chasse d'eau (usage exclusif)	Bath or shower (exclusive use) Baignoire ou douche (usage exclusif)
<b>Newfoundland</b>										
Corner Brook West .....	1,220	970	1,200	--	225	5.3	295	645	515	315
Wabana .....	1,120	960	1,110	--	220	5.0	105	260	125	125
<b>Prince Edward Island</b>										
Summerside .....	1,530	1,130	1,130	--	210	5.5	850	1,380	1,040	905
<b>Nova Scotia</b>										
Amherst .....	2,415	1,680	2,020	125	585	6.3	1,680	2,365	2,050	1,710
New Glasgow .....	2,495	1,850	2,275	100	180	6.0	1,870	2,290	2,100	1,900
North Sydney .....	1,520	1,155	1,500	--	250	6.2	585	1,435	1,200	885
Springhill .....	1,890	1,485	1,625	--	210	5.7	875	1,835	1,245	780
Stellarton .....	1,405	795	1,255	--	360	5.6	915	1,320	980	775
Sydney Mines .....	1,785	1,495	1,735	--	200	5.6	645	1,635	955	720
Yarmouth .....	2,145	1,090	2,020	--	285	5.9	960	2,095	1,875	1,500
<b>New Brunswick</b>										
Campbellton .....	1,605	1,105	1,065	155	235	5.8	955	1,570	1,300	1,110
Chatham .....	1,140	820	1,015	--	135	6.3	515	1,010	755	635
<b>Québec</b>										
Asbestos .....	1,770	440	455	265	105	4.8	630	1,770	1,745	1,475
Beauharnois .....	1,190	415	300	245	260	5.3	470	1,190	1,185	950
Beauport .....	965	410	255	380	100	6.3	310	965	955	760
Buckingham .....	1,370	870	700	230	205	5.4	615	1,350	1,210	750
Charlesbourg .....	1,095	485	360	440	--	5.9	375	1,095	1,085	1,010
Coaticook .....	1,415	555	970	230	370	6.0	680	1,410	1,375	805
Dorval .....	1,275	900	435	385	150	6.0	860	1,260	1,245	1,190
Gatineau .....	1,200	675	525	145	--	5.1	470	1,145	1,060	535
Giffard .....	1,275	260	210	450	125	5.3	360	1,275	1,270	1,040
Iberville .....	1,190	545	650	235	--	5.2	310	1,150	1,135	990
Kénogami .....	1,765	425	1,160	150	435	5.2	345	1,740	1,660	880
Lachute .....	1,485	685	675	460	235	5.6	695	1,485	1,425	1,095
La Tuque .....	1,900	775	1,370	180	200	5.6	460	1,900	1,875	1,160
Lauzon .....	1,905	790	1,320	310	270	6.0	395	1,880	1,875	1,230
Mackayville .....	1,440	905	180	155	925	4.4	--	910	710	450
Malartic .....	1,220	520	265	--	--	4.3	335	1,220	1,200	920
Matane .....	1,185	675	890	--	210	6.2	485	1,185	1,135	485
Mégantic .....	1,350	600	785	120	170	5.5	545	1,330	1,295	780
Montmagny .....	1,150	530	500	110	160	6.6	505	1,120	1,065	720
Montmorency .....	1,125	--	360	575	170	5.0	--	1,125	1,070	355
Noranda .....	2,150	655	785	150	100	4.7	1,480	2,065	1,995	1,915
Plessisville .....	1,035	515	355	145	200	5.9	670	1,030	1,005	750
Pointe-aux-Trembles .....	1,720	810	320	635	235	5.0	545	1,550	1,515	1,205
Pointe-Claire .....	2,245	1,875	855	550	110	6.1	1,850	2,245	2,230	2,205
Pont-Viau .....	1,095	495	245	155	455	4.5	140	1,070	975	640
Québec W. - O. ....	1,300	205	625	175	485	4.4	--	1,290	1,240	400
Rivière-du-Loup .....	1,825	860	1,145	215	375	6.5	570	1,825	1,805	1,065
Ste-Agathe-des-Monts .....	1,130	360	295	130	--	4.8	220	1,125	1,065	840
Ste-Foy .....	775	365	310	260	--	6.4	315	775	775	640
St-Joseph (Drummond) .....	1,460	100	125	590	255	4.5	260	1,450	1,340	920
St-Joseph-d'Alma .....	1,340	310	925	145	120	5.7	120	1,330	1,305	625
St-Lambert .....	2,260	985	170	1,890	110	6.3	1,965	2,255	2,225	2,235
Ste-Thérèse .....	1,560	625	655	285	220	5.1	245	1,550	1,500	955
Shawinigan S. ....	1,335	525	260	410	--	5.2	355	1,335	1,310	1,020
Val-d'Or .....	1,825	705	570	220	320	4.8	820	1,785	1,675	1,320



TABLE 72. Occupied dwellings showing specified dwelling attributes, for incorporated cities, towns, and villages of 5,000-9,999 population, 1951 - Concluded

TABLEAU 72. Logements occupés possédant certains attributs, cités, villes et villages constitués d'une population de 5,000 à 9,999, 1951 - fin

City, town, or village Cité, ville ou village	Total	Single detached dwellings Logements uniques-maisons seules	Principal exterior material Principal matériau extérieur		Dwellings in need of major repair Logements ayant besoin de réparations importantes	Average number of rooms per dwelling Moyenne de pièces par logement	Dwellings with: Logements pourvus de:			
			Wood Bois	Brick or brick veneer Brique ou revêtement de brique			Furnace heating Chauffage par fournaise	Running water Eau courante	Flush toilet (exclusive use) Toilettes avec chasse d'eau (usage exclusif)	Bath or shower (exclusive use) Baignoire ou douche (usage exclusif)
<b>Ontario</b>										
Bowmanville .....	1,570	1,000	315	920	135	5.3	985	1,420	1,325	1,190
Brampton .....	2,310	1,755	410	1,255	245	5.7	1,850	2,290	2,175	2,085
Burlington .....	1,730	1,330	520	900	--	5.5	1,500	1,725	1,610	1,575
Cobourg .....	1,990	1,165	295	1,100	175	5.5	1,245	1,960	1,720	1,570
Collingwood .....	2,190	1,635	315	945	270	5.5	530	2,095	1,625	1,575
Dundas .....	1,825	1,335	315	880	150	5.7	1,210	1,795	1,700	1,650
Fort Erie .....	2,260	1,490	1,075	455	150	5.5	1,335	2,250	2,185	2,140
Fort Frances .....	2,135	1,810	1,030	190	110	4.6	1,075	2,000	1,650	1,335
Hawkesbury .....	1,520	710	845	245	540	5.2	130	1,455	1,410	770
Ingersoll .....	1,940	1,220	810	705	210	5.6	1,065	1,890	1,695	1,565
Kenora .....	2,405	1,985	1,525	320	345	4.8	1,540	2,000	1,675	1,600
Leamington .....	2,150	1,665	1,545	335	230	5.4	825	2,150	2,045	1,880
Lindsay .....	2,725	1,960	625	1,610	350	5.7	1,585	2,500	2,375	2,145
Long Branch .....	2,260	1,870	530	885	--	5.1	1,655	2,255	1,995	1,895
Midland .....	1,955	1,685	625	1,000	170	5.9	1,120	1,935	1,680	1,495
Newmarket .....	1,480	1,090	375	540	--	5.9	1,110	1,460	1,400	1,305
Oakville .....	1,910	1,540	730	475	--	5.7	1,505	1,905	1,770	1,755
Paris .....	1,535	985	165	635	250	5.7	850	1,510	1,305	1,205
Parry Sound .....	1,365	1,065	805	155	305	5.3	545	1,310	1,080	990
Perth .....	1,380	850	580	305	--	5.6	860	1,335	1,255	1,145
Port Colborne .....	2,130	1,345	360	495	195	5.6	1,485	2,120	2,005	1,910
Port Hope .....	1,965	1,275	695	865	180	5.6	1,280	1,905	1,755	1,635
Preston .....	2,025	1,495	190	1,180	210	5.6	1,545	1,975	1,880	1,645
Renfrew .....	1,855	1,390	445	790	110	5.4	980	1,835	1,600	1,380
Riverside .....	2,495	2,325	925	990	145	5.5	1,795	2,475	2,425	2,330
Simcoe .....	2,210	1,390	1,020	740	220	5.6	985	2,130	1,905	1,830
Smith's Falls .....	2,405	1,590	595	1,370	300	5.9	1,585	2,345	2,240	2,185
Swansea .....	2,410	1,710	--	2,105	--	5.8	2,355	2,410	2,395	2,375
Thorold .....	1,675	1,340	405	320	--	5.6	1,305	1,665	1,560	1,420
Tillsonburg .....	1,630	1,035	635	495	140	5.7	775	1,585	1,460	1,380
Wallaceburg .....	2,180	1,650	1,440	310	290	4.9	445	2,110	1,825	1,515
Weston .....	2,235	1,810	140	1,915	--	5.8	2,135	2,230	2,150	2,135
Whitby .....	1,440	855	345	705	220	5.6	1,030	1,380	1,225	1,180
<b>Manitoba</b>										
Dauphin .....	1,600	1,240	1,005	170	--	5.0	1,175	1,120	985	900
Flin Flon .....	2,540	1,385	940	155	185	3.9	1,815	870	490	530
Portage la Prairie .....	2,095	1,760	1,425	345	225	4.8	1,110	1,230	1,085	1,020
Selkirk .....	1,320	1,190	1,005	--	280	4.5	710	645	595	495
Transcona .....	1,875	1,465	1,325	100	170	4.7	1,140	1,515	1,090	1,060
<b>Saskatchewan</b>										
North Battleford .....	1,990	1,620	1,160	140	290	4.5	1,250	1,375	1,160	1,090
Swift Current .....	2,275	1,435	1,220	400	210	4.2	1,515	1,410	1,145	1,090
Weyburn .....	1,415	1,005	800	230	215	4.8	1,000	990	745	640
Yorkton .....	1,855	1,380	1,040	250	225	4.7	1,260	1,320	1,070	1,015
<b>Alberta</b>										
Jasper Place .....	2,345	2,210	1,775	--	355	3.8	750	285	130	140
Red Deer .....	2,105	1,390	1,135	145	290	4.4	1,535	1,740	1,530	1,405
<b>British Columbia</b>										
Chilliwack .....	1,825	1,595	1,250	--	125	4.8	720	1,805	1,695	1,630
Kamloops .....	2,370	1,565	1,645	--	285	4.3	1,500	2,230	1,885	1,800
Kelowna .....	2,615	2,135	1,190	--	140	4.9	1,115	2,595	2,465	2,350
Kimberley .....	1,595	1,400	985	--	150	4.5	915	1,580	1,490	1,400
Nanaimo .....	2,270	1,980	1,895	--	235	4.7	1,380	2,265	2,145	2,075
Nelson .....	2,075	1,540	1,370	--	190	4.8	1,155	2,030	1,805	1,775
Port Alberni .....	2,260	1,760	1,620	--	185	4.6	905	2,245	2,080	2,025
Prince Rupert .....	2,430	1,860	2,315	--	320	4.5	645	2,345	2,115	2,105
Vernon .....	2,225	1,875	1,275	--	250	4.7	1,115	2,100	1,870	1,825

TABLE 73. Occupied dwellings showing specified household facilities and conveniences, for incorporated cities, towns, and villages of 5,000-9,999 population, 1951

TABLEAU 73. Logements occupés possédant certaines commodités ménagères et de confort, cités, villes et villages constitués d'une population de 5,000 à 9,999, 1951

City, town, or village Cité, ville ou village	Total	Dwellings with: Logements pourvus de:						
		Electric or gas range Cuisinière électrique ou à gaz	Mechanical refrigeration Réfrigé- ration mécanique	Powered washing machine Lessiveuse mécanique	Electric vacuum cleaner Aspirateur électrique	Telephone Téléphone	Radio	Passenger automobile Automobile de tourisme
<b>Newfoundland</b>								
Corner Brook West .....	1,220	--	145	900	--	680	1,150	--
Wabana .....	1,120	--	--	670	110	390	1,065	100
<b>Prince Edward Island</b>								
Summerside .....	1,530	280	475	980	530	1,135	1,445	575
<b>Nova Scotia</b>								
Amherst .....	2,415	590	885	1,970	950	1,655	2,305	1,000
New Glasgow .....	2,495	960	1,305	1,870	1,205	1,965	2,360	1,005
North Sydney .....	1,520	165	510	1,185	475	955	1,415	320
Springhill .....	1,890	--	495	1,660	650	1,170	1,760	555
Stellarton .....	1,405	230	690	1,220	520	910	1,305	460
Sydney Mines .....	1,785	--	340	1,325	410	710	1,700	395
Yarmouth .....	2,145	145	725	1,460	705	1,570	1,990	720
<b>New Brunswick</b>								
Campbellton .....	1,605	440	625	1,330	740	1,205	1,515	445
Chatham .....	1,140	210	405	815	350	595	1,035	310
<b>Québec</b>								
Asbestos .....	1,770	250	1,000	1,635	755	730	1,675	650
Beauharnois .....	1,190	490	870	1,170	495	755	1,155	330
Beauport .....	965	255	480	825	370	715	960	350
Buckingham .....	1,370	275	845	1,200	420	1,010	1,275	455
Charlesbourg .....	1,095	315	580	990	285	860	1,080	370
Coaticook .....	1,415	195	605	1,285	495	725	1,365	360
Dorval .....	1,275	775	850	1,055	765	905	1,260	560
Gatineau .....	1,200	420	560	1,150	295	590	1,175	420
Giffard .....	1,275	360	600	1,150	420	940	1,255	325
Iberville .....	1,190	595	805	1,120	380	805	1,155	300
Kénogami .....	1,765	520	675	1,680	710	515	1,720	315
Lachute .....	1,485	585	880	1,280	615	1,130	1,425	550
La Tuque .....	1,900	285	885	1,680	830	1,060	1,760	325
Lauzon .....	1,905	360	855	1,745	450	1,280	1,875	450
Mackayville .....	1,440	280	390	1,010	190	350	1,280	265
Malartic .....	1,220	300	595	1,050	330	820	1,125	265
Matane .....	1,185	--	350	1,080	295	730	1,145	235
Mégantic .....	1,350	180	530	1,200	430	685	1,285	405
Montmagny .....	1,150	120	485	1,065	175	575	1,125	190
Montmorency .....	1,125	195	540	1,080	365	560	1,095	225
Noranda .....	2,150	1,515	1,570	1,890	1,095	1,565	2,030	760
Plessisville .....	1,035	295	645	985	310	485	1,020	350
Pointe-aux-Trembles .....	1,720	585	825	1,385	565	835	1,655	455
Pointe-Claire .....	2,245	1,740	1,860	1,895	1,735	1,900	2,210	955
Pont-Viau .....	1,095	270	335	885	165	200	960	160
Québec W.-O. ....	1,300	--	205	1,090	120	640	1,215	200
Rivière-du-Loup .....	1,825	290	625	1,555	615	1,245	1,745	425
Ste-Agathe-des-Monts .....	1,130	180	485	915	310	745	1,050	260
Ste-Foy .....	775	310	420	655	320	590	755	315
St-Joseph (Drummond) .....	1,460	190	750	1,295	460	725	1,410	320
St-Joseph-d'Alma .....	1,340	160	580	1,250	465	215	1,305	285
St-Lambert .....	2,260	1,915	1,980	1,860	1,700	1,965	2,200	910
Ste-Thérèse .....	1,560	230	690	1,455	370	980	1,485	340
Shawinigan S. ....	1,335	355	715	1,290	725	695	1,325	345
Val-d'Or .....	1,825	735	950	1,555	455	1,040	1,690	430

TABLE 73. Occupied dwellings showing specified household facilities and conveniences, for incorporated cities, towns, and villages of 5,000-9,999 population, 1951 - Concluded

TABLEAU 73. Logements occupés possédant certaines commodités ménagères et de confort, cités, villes et villages constitués d'une population de 5,000 à 9,999, 1951 - fin

City, town, or village Cité, ville ou village	Total	Dwellings with: Logements pourvus de:						
		Electric or gas range Cuisinière électrique ou à gaz	Mechanical refrigeration Réfrigération mécanique	Powered washing machine Lessiveuse mécanique	Electric vacuum cleaner Aspirateur électrique	Telephone Téléphone	Radio	Passenger automobile Automobile de tourisme
<b>Ontario</b>								
Bowmanville .....	1,570	970	1,000	1,245	820	1,135	1,515	940
Brampton .....	2,310	2,005	1,665	2,050	1,530	1,995	2,230	1,445
Burlington .....	1,730	1,685	1,390	1,420	1,245	1,490	1,675	1,135
Cobourg .....	1,990	1,380	1,160	1,585	1,040	1,530	1,885	945
Collingwood .....	2,190	915	1,350	1,790	1,050	1,515	2,075	1,045
Dundas .....	1,825	1,795	1,365	1,545	1,205	1,500	1,755	950
Fort Erie .....	2,260	2,240	1,680	1,975	1,425	1,775	2,155	1,215
Port Frances .....	2,135	1,020	1,100	1,840	895	1,725	2,015	720
Hawkesbury .....	1,520	150	790	1,360	465	1,020	1,430	445
Ingersoll .....	1,940	1,845	1,300	1,685	1,270	1,345	1,895	1,145
Kenora .....	2,405	1,390	1,515	2,145	1,325	2,140	2,330	1,025
Leamington .....	2,150	2,135	1,460	1,855	1,460	1,640	2,045	1,145
Lindsay .....	2,725	1,740	1,530	2,275	1,550	2,190	2,565	1,345
Long Branch .....	2,260	2,025	1,240	1,825	1,240	1,565	2,130	1,205
Midland .....	1,955	1,205	1,165	1,590	1,025	1,495	1,835	835
Newmarket .....	1,480	1,175	950	1,280	920	1,205	1,430	795
Oakville .....	1,910	1,815	1,395	1,525	1,345	1,620	1,820	1,085
Paris .....	1,535	1,495	1,055	1,295	1,060	1,240	1,465	810
Parry Sound .....	1,365	550	760	1,110	610	1,160	1,265	480
Perth .....	1,380	795	750	1,195	825	1,020	1,295	790
Port Colborne .....	2,130	2,110	1,565	1,905	1,405	1,695	2,050	1,260
Port Hope .....	1,965	1,320	1,235	1,610	1,100	1,460	1,840	960
Preston .....	2,025	1,925	1,310	1,815	1,345	1,685	1,945	1,045
Renfrew .....	1,855	695	780	1,525	875	1,415	1,760	950
Riverside .....	2,495	2,480	1,960	2,270	1,895	1,880	2,365	1,610
Simcoe .....	2,210	2,165	1,560	1,860	1,420	1,760	2,110	1,200
Smith's Falls .....	2,405	1,895	1,675	2,045	1,460	2,015	2,195	1,150
Swansea .....	2,410	2,380	2,110	1,915	2,050	2,295	2,335	1,575
Thorold .....	1,675	1,610	1,050	1,470	1,050	1,215	1,575	750
Tillsonburg .....	1,630	1,610	1,225	1,390	1,100	1,345	1,595	1,020
Wallaceburg .....	2,180	2,040	1,260	1,900	1,170	1,625	2,070	1,190
Weston .....	2,235	2,160	1,790	1,965	1,800	1,720	2,170	1,360
Whitby .....	1,440	1,065	910	1,270	720	1,100	1,320	655
<b>Manitoba</b>								
Dauphin .....	1,600	750	660	1,325	760	975	1,530	720
Flin Flon .....	2,540	1,220	1,310	2,225	1,395	765	2,485	870
Portage la Prairie .....	2,095	865	900	1,680	910	1,095	1,960	830
Selkirk .....	1,320	630	620	1,030	520	685	1,235	565
Transcona .....	1,875	1,260	950	1,600	865	905	1,770	500
<b>Saskatchewan</b>								
North Battleford .....	1,990	560	885	1,580	1,045	955	1,920	915
Swift Current .....	2,275	1,005	1,095	1,820	1,010	910	2,105	1,075
Weyburn .....	1,415	555	655	1,145	740	895	1,390	625
Yorkton .....	1,855	515	870	1,530	920	1,125	1,740	720
<b>Alberta</b>								
Jasper Place .....	2,345	1,855	400	1,890	755	350	2,225	1,120
Red Deer .....	2,105	1,950	840	1,735	1,120	805	1,995	945
<b>British Columbia</b>								
Chilliwack .....	1,825	570	960	1,510	1,145	1,010	1,725	710
Kamloops .....	2,370	900	1,540	1,745	1,395	1,685	2,215	1,055
Kelowna .....	2,615	935	1,590	2,060	1,595	1,740	2,525	1,425
Kimberley .....	1,595	360	865	1,475	1,070	520	1,550	855
Nanaimo .....	2,270	595	1,130	1,870	1,385	1,880	2,120	825
Nelson .....	2,075	905	1,330	1,615	1,265	1,645	1,895	665
Port Alberni .....	2,260	615	1,280	1,880	1,240	1,805	2,105	960
Prince Rupert .....	2,430	560	890	1,810	1,430	1,545	2,185	670
Vernon .....	2,225	700	1,205	1,735	1,270	1,595	2,035	1,135

TABLE 74. Occupied dwellings showing household size and composition, and specified economic and social attributes, for incorporated cities, towns, and villages of 5,000-9,999 population, 1951

TABLEAU 74. Logements occupés selon l'importance numérique et la composition du ménage et certains attributs économiques et sociaux, cités, villes et villages constitués d'une population de 5,000 à 9,999, 1951

City, town, or village Cité, ville ou village	Total	Owner-occupied dwellings Logements occupés par leurs propriétaires	Average number of persons per household Moyenne de personnes par ménage	Households of one family Ménages unifamiliaux	Households with one or more lodgers Ménages avec un chambreur ou plus	Number of crowded households Nombre de ménages encombrés	Tenant-occupied non-farm dwellings Logements non agricoles occupés par des locataires			Owner-occupied non-farm dwellings Logements non agricoles occupés par leurs propriétaires		
							Total	Reporting monthly rent Déclarant un loyer mensuel			Total	Reporting a mortgage Déclarant une hypothèque
								Under \$20 De moins de \$20	\$20-39	\$40+		
<b>Newfoundland</b>												
Corner Brook West .....	1,220	955	5.6	1,065	130	550	265	--	125	--	955	--
Wabana .....	1,120	610	5.6	945	--	565	510	500	--	--	605	--
<b>Prince Edward Island</b>												
Summerside .....	1,530	985	4.2	1,270	270	315	545	--	230	225	980	390
<b>Nova Scotia</b>												
Amherst .....	2,415	1,645	4.0	2,020	305	310	770	280	350	140	1,645	315
New Glasgow .....	2,495	1,670	3.9	1,960	405	295	825	270	350	205	1,655	425
North Sydney .....	1,520	1,230	4.7	1,215	175	320	290	170	--	--	1,220	--
Springhill .....	1,890	1,370	3.7	1,575	--	210	520	435	--	--	1,355	--
Stellarton .....	1,405	1,080	3.9	1,170	--	200	325	115	180	--	1,075	--
Sydney Mines .....	1,785	1,490	4.7	1,515	--	520	295	225	--	--	1,480	--
Yarmouth .....	2,145	1,010	3.7	1,720	230	270	1,130	505	540	--	1,000	240
<b>New Brunswick</b>												
Campbellton .....	1,605	865	4.4	1,390	205	340	740	145	300	205	865	130
Chatham .....	1,140	655	4.4	970	110	190	485	160	155	170	645	--
<b>Québec</b>												
Asbestos .....	1,770	755	4.6	1,665	180	615	1,015	255	620	140	755	385
Beauharnois .....	1,190	625	4.7	1,090	185	285	565	--	360	160	625	285
Beauport .....	965	575	5.1	880	--	240	375	100	220	--	565	170
Buckingham .....	1,370	870	4.5	1,190	120	425	500	225	230	--	870	--
Charlesbourg .....	1,095	620	5.0	1,025	--	245	475	--	200	150	555	200
Coaticook .....	1,415	755	4.6	1,260	210	330	660	300	345	--	725	250
Dorval .....	1,275	795	4.1	1,110	--	--	480	--	130	300	790	520
Gatineau .....	1,200	605	5.1	1,090	--	460	595	110	340	145	605	210
Giffard .....	1,275	575	5.0	1,245	--	365	700	--	430	205	560	275
Iberville .....	1,190	615	4.3	1,060	--	290	575	100	355	120	615	185
Kénogami .....	1,765	660	5.6	1,625	140	790	1,105	220	800	--	660	180
Lachute .....	1,485	740	4.3	1,295	140	315	745	215	375	155	735	240
La Tuque .....	1,900	895	4.9	1,710	125	565	1,005	365	565	--	890	140
Lauzon .....	1,905	1,060	5.0	1,705	--	465	845	150	625	--	1,040	185
Mackayville .....	1,440	1,085	4.5	1,270	110	520	355	--	195	115	1,070	360
Malartic .....	1,220	440	4.7	1,125	120	510	780	--	620	110	440	--
Matane .....	1,185	775	5.2	1,075	--	350	410	180	195	--	775	--
Mégantic .....	1,350	690	4.6	1,255	--	345	655	375	230	--	665	200
Montmagny .....	1,150	780	4.9	1,045	--	200	370	150	205	--	770	--
Montmorency .....	1,125	240	5.1	1,050	175	430	885	545	340	--	240	--
Noranda .....	2,150	660	4.3	1,965	290	620	1,490	--	695	710	655	355
Plessisville .....	1,035	605	4.7	970	105	265	430	130	260	--	600	195
Pointe-aux-Trembles .....	1,720	910	4.5	1,485	175	490	810	--	510	225	890	325
Pointe-Claire .....	2,245	1,780	3.8	2,050	155	160	465	--	220	235	1,760	1,200
Pont-Viau .....	1,095	630	4.7	950	110	440	460	--	240	145	615	280
Québec W. - O. ....	1,300	505	5.6	1,200	--	745	790	195	555	--	500	245
Rivière-du-Loup .....	1,825	1,080	4.6	1,610	110	305	745	325	365	--	1,050	150
Ste-Agathe-des-Monts .....	1,130	565	3.8	945	--	255	565	160	280	125	565	135
Ste-Foy .....	775	460	4.9	730	--	140	310	--	175	--	440	200
St-Joseph (Drummond) .....	1,460	395	4.6	1,285	245	525	1,065	145	760	160	395	205
St-Joseph-d'Alma .....	1,340	590	6.0	1,250	--	570	750	275	440	--	590	270
St-Lambert .....	2,260	1,410	3.8	2,040	195	125	840	--	415	395	1,410	715
Ste-Thérèse .....	1,560	780	4.4	1,420	170	440	775	160	525	--	780	295
Shawinigan S. ....	1,335	700	5.1	1,235	--	425	635	130	450	--	700	435
Val-d'Or .....	1,825	765	4.7	1,625	300	680	1,060	--	560	445	765	215

TABLE 74. Occupied dwellings showing household size and composition, and specified economic and social attributes, for incorporated cities, towns, and villages of 5,000-9,999 population, 1951 - Concluded

TABLEAU 74. Logements occupés selon l'importance numérique et la composition du ménage et certains attributs économiques et sociaux, cités, villes et villages constitués d'une population de 5,000 à 9,999, 1951 - fin

City, town, or village Cité, ville ou village	Total	Owner-occupied dwellings Logements occupés par leurs propriétaires	Average number of persons per household Moyenne de personnes par ménage	Households of one family Ménages uni-familiaux	Households with one or more lodgers Ménages avec un chambreur ou plus	Number of crowded households Nombre de ménages encombrés	Tenant-occupied non-farm dwellings Logements non agricoles occupés par des locataires				Owner-occupied non-farm dwellings Logements non agricoles occupés par leurs propriétaires	
							Total	Reporting monthly rent Déclarant un loyer mensuel			Total	Reporting a mortgage Déclarant une hypothèque
								Under \$20 De moins de \$20	\$20-39	\$40+		
<b>Ontario</b>												
Bowmanville .....	1,570	1,020	3.3	1,295	155	135	545	135	250	160	1,000	215
Brampton .....	2,310	1,640	3.6	1,935	320	165	665	135	340	190	1,625	685
Burlington .....	1,730	1,300	3.6	1,545	125	125	430	--	150	240	1,280	785
Cobourg .....	1,990	1,075	3.2	1,585	150	120	915	185	480	250	1,060	295
Collingwood .....	2,190	1,520	3.4	1,720	160	200	670	125	475	--	1,495	185
Dundas .....	1,825	1,305	3.6	1,550	210	170	520	110	235	175	1,305	575
Fort Erie .....	2,260	1,445	3.2	1,935	185	--	815	--	515	250	1,445	555
Fort Frances .....	2,135	1,680	3.7	1,845	185	385	455	115	235	105	1,665	200
Hawkesbury .....	1,520	890	4.6	1,365	100	455	630	260	275	--	890	110
Ingersoll .....	1,940	1,260	3.3	1,595	180	135	680	230	325	125	1,260	330
Kenora .....	2,405	1,625	3.7	2,065	245	395	780	155	410	215	1,625	345
Leamington .....	2,150	1,490	3.2	1,775	160	140	660	155	405	100	1,490	480
Lindsay .....	2,725	1,790	3.6	2,130	340	265	935	190	520	225	1,790	480
Long Branch .....	2,260	1,870	4.0	1,830	370	370	390	--	135	250	1,870	1,065
Midland .....	1,955	1,510	3.6	1,555	190	235	445	185	155	105	1,510	290
Newmarket .....	1,480	955	3.7	1,205	245	120	525	110	195	220	955	355
Oakville .....	1,910	1,385	3.6	1,595	185	180	525	--	170	290	1,385	670
Paris .....	1,535	1,010	3.3	1,195	110	--	525	220	270	--	1,010	290
Parry Sound .....	1,365	930	3.7	1,115	140	210	435	115	255	--	930	165
Perth .....	1,380	830	3.6	1,090	195	145	545	130	295	120	830	180
Port Colborne .....	2,130	1,265	3.9	1,745	335	295	865	--	560	230	1,265	410
Port Hope .....	1,965	1,205	3.4	1,665	140	150	760	180	405	175	1,200	470
Preston .....	2,025	1,380	3.7	1,690	215	175	645	130	410	105	1,380	420
Renfrew .....	1,855	1,305	3.9	1,485	290	330	550	180	300	--	1,285	290
Riverside .....	2,495	2,215	3.7	2,280	115	280	280	--	115	135	2,200	1,140
Simcoe .....	2,210	1,295	3.3	1,750	205	180	915	165	490	260	1,290	395
Smith's Falls .....	2,405	1,575	3.5	1,970	350	205	830	175	415	240	1,575	290
Swansea .....	2,410	1,795	3.5	1,860	440	--	615	--	115	485	1,795	920
Thorold .....	1,675	1,225	3.8	1,395	220	185	450	--	270	125	1,220	360
Tillsonburg .....	1,630	1,035	3.3	1,315	165	--	595	180	290	125	1,025	255
Wallaceburg .....	2,180	1,415	3.5	1,810	135	330	760	220	400	140	1,415	465
Weston .....	2,235	1,855	3.8	1,785	380	175	380	--	--	245	1,855	1,065
Whitby .....	1,440	995	3.7	1,165	185	190	440	--	285	--	975	260
<b>Manitoba</b>												
Dauphin .....	1,600	1,240	3.7	1,355	185	210	360	--	175	110	1,240	240
Flin Flon .....	2,540	1,565	3.8	2,250	245	700	975	--	560	350	1,565	460
Portage la Prairie .....	2,095	1,545	3.7	1,680	265	415	545	110	310	125	1,500	145
Selkirk .....	1,320	1,015	3.8	1,170	--	300	305	100	155	--	1,015	230
Transcona .....	1,875	1,360	3.5	1,690	--	240	515	100	350	--	1,340	250
<b>Saskatchewan</b>												
North Battleford .....	1,990	1,175	3.6	1,665	265	390	815	--	545	175	1,175	--
Swift Current .....	2,275	1,210	3.3	1,905	195	435	1,065	305	590	170	1,205	130
Weyburn .....	1,415	850	3.6	1,140	200	260	565	120	315	130	850	--
Yorkton .....	1,855	1,075	3.7	1,505	315	265	780	160	410	210	1,075	160
<b>Alberta</b>												
Jasper Place .....	2,345	1,755	3.9	2,085	140	865	585	110	290	185	1,750	690
Red Deer .....	2,105	1,320	3.3	1,790	200	305	785	100	405	280	1,315	380
<b>British Columbia</b>												
Chilliwack .....	1,825	1,315	3.3	1,510	175	210	510	--	190	240	1,315	355
Kamloops .....	2,370	1,405	3.3	1,895	305	320	965	145	525	295	1,405	490
Kelowna .....	2,615	1,775	3.3	2,145	220	260	840	135	345	360	1,775	565
Kimberley .....	1,595	1,235	3.7	1,460	130	350	360	--	225	--	1,235	465
Nanaimo .....	2,270	1,665	3.1	1,845	155	170	605	160	205	240	1,665	270
Nelson .....	2,075	1,325	3.3	1,670	155	215	750	--	395	265	1,325	355
Port Alberni .....	2,260	1,335	3.5	1,985	210	295	925	--	545	295	1,335	325
Prince Rupert .....	2,430	1,615	3.4	2,000	260	355	815	--	330	415	1,615	255
Vernon .....	2,225	1,470	3.4	1,810	170	270	750	150	385	215	1,425	400

TABLE 75. Number and percentage of single detached dwellings, for provinces and cities of 30,000 population and over, 1941 and 1951  
 TABLEAU 75. Nombre et proportion de logements uniques (maisons seules), provinces, et cités de 30.000 et plus, 1941 et 1951

Locality — Localité	1951			1941			Increase 1941-1951 — Augmentation 1941-1951			
	Total occupied dwellings — Total, logements occupés	Single detached dwellings — Logements uniques-maisons seules		Total occupied dwellings — Total, logements occupés	Single detached dwellings — Logements uniques-maisons seules		Total occupied dwellings — Total, logements occupés		Single detached dwellings — Logements uniques-maisons seules	
		Number — Nombre	Per cent of total — Pour cent du total		Number — Nombre	Per cent of total — Pour cent du total	Number — Nombre	Per cent — Pour cent	Number — Nombre	Per cent — Pour cent
<b>CANADA<sup>1</sup></b> .....	<b>3,338,315</b>	<b>2,216,275</b>	<b>66.4</b>	<b>2,573,155</b>	<b>1,817,646</b>	<b>70.6</b>	<b>765,160</b>	<b>29.7</b>	<b>398,629</b>	<b>21.9</b>
Newfoundland .....	70,980	59,340	83.6	62,293 <sup>2</sup>	52,850 <sup>2</sup>	84.8 <sup>2</sup>	8,687 <sup>2</sup>	13.9 <sup>2</sup>	6,490 <sup>2</sup>	12.3 <sup>2</sup>
St. John's .....	10,570	3,560	33.7	8,095 <sup>2</sup>	3,224 <sup>2</sup>	39.8 <sup>2</sup>	2,475 <sup>2</sup>	30.6 <sup>2</sup>	336 <sup>2</sup>	10.4 <sup>2</sup>
Prince Edward Island .....	22,455	18,790	83.7	20,079	17,949	89.4	2,376	11.8	841	4.7
Nova Scotia .....	149,555	117,245	78.4	123,184	98,338	79.8	26,371	21.4	18,907	19.2
Halifax .....	18,710	7,765	41.5	13,520	6,117	45.2	5,190	38.4	1,648	26.9
Sydney .....	6,325	4,125	65.2	5,279	3,104	58.8	1,046	19.8	1,021	32.9
New Brunswick .....	114,010	83,220	73.0	91,881	69,225	75.3	22,129	24.1	13,995	20.2
Saint John .....	13,180	1,420	10.8	11,858	1,442	12.2	1,322	11.1	-22	-1.5
Québec .....	858,785	341,310	39.7	644,529	295,930	45.9	214,256	33.2	45,380	15.3
Hull .....	9,325	3,195	34.3	6,091	2,642	43.4	3,234	53.1	553	20.9
Montréal .....	247,485	11,460	4.6	198,844	12,392	6.2	48,641	24.5	-932	-7.5
Outremont .....	7,420	710	9.6	6,919	1,332	19.3	501	7.2	-622	-46.7
Québec .....	34,970	2,620	7.5	26,895	3,292	12.2	8,075	30.0	-672	-20.4
Sherbrooke .....	11,545	2,190	19.0	7,563	1,152	15.2	3,982	52.7	1,038	90.1
Trois-Rivières .....	9,530	1,460	15.3	7,376	1,115	15.1	2,154	29.2	345	30.9
Verdun .....	19,805	1,005	5.1	16,026	565	3.5	3,779	23.6	440	77.9
Ontario .....	1,181,125	823,930	69.8	909,394	647,085	71.2	271,731	29.9	176,845	27.3
Brantford .....	10,375	6,875	66.3	8,191	5,776	70.5	2,184	26.7	1,099	19.0
Port William .....	9,300	7,340	78.9	6,360	5,079	79.9	2,940	46.2	2,261	44.5
Hamilton .....	55,340	35,930	64.9	39,915	26,491	66.4	15,425	38.6	9,439	35.6
Kingston .....	8,710	4,125	47.4	6,538	3,515	53.8	2,172	33.2	610	17.4
Kitchener .....	11,570	7,230	62.5	8,463	5,595	66.1	3,107	36.7	1,635	29.2
London .....	26,385	16,790	63.6	20,227	14,432	71.4	6,158	30.4	2,358	16.3
Oshawa .....	11,225	8,400	74.8	6,315	5,047	79.9	4,910	77.8	3,353	66.4
Ottawa .....	48,965	21,195	43.3	32,355	11,703	36.2	16,610	51.3	9,492	81.1
Peterborough .....	10,020	7,110	71.0	6,014	4,060	67.5	4,006	66.6	3,050	75.1
Port Arthur .....	8,425	6,350	75.4	5,352	4,525	84.5	3,073	57.4	1,825	40.3
St. Catharines .....	10,380	7,460	71.9	7,444	5,461	73.4	2,936	39.4	1,999	36.6
Sarnia .....	9,380	6,810	72.6	5,009	3,974	79.3	4,371	87.3	2,836	71.4
Sault Ste. Marie .....	7,855	5,325	67.8	5,934	4,050	68.3	1,921	32.4	1,275	31.5
Sudbury .....	9,450	3,855	40.8	7,130	3,372	47.3	2,320	32.5	483	14.3
Toronto .....	157,175	49,975	31.8	147,180	48,688	33.1	9,995	6.8	1,287	2.6
Windsor .....	31,815	20,015	62.9	25,231	14,570	57.7	6,584	26.1	5,445	37.4
Manitoba .....	202,400	158,615	78.4	163,655	138,888	84.9	38,745	23.7	19,727	14.2
Winnipeg .....	64,630	36,270	56.1	48,796	31,410	64.4	15,834	32.4	4,860	15.5
Saskatchewan .....	221,455	192,100	86.7	207,173	192,354	92.8	14,282	6.9	-254	-0.1
Regina .....	19,160	13,125	68.5	12,982	9,473	73.0	6,178	47.6	3,652	38.6
Saskatoon .....	14,980	10,580	70.6	10,347	8,002	77.3	4,633	44.8	2,578	32.2
Alberta .....	250,750	204,000	81.4	193,246	171,621	88.8	57,504	29.8	32,379	18.9
Calgary .....	37,710	22,070	58.5	21,758	14,488	66.6	15,952	73.3	7,582	52.3
Edmonton .....	42,925	28,440	66.3	23,087	16,395	71.0	19,838	85.9	12,045	73.5
British Columbia .....	337,780	277,065	82.0	220,014	186,256	84.7	117,766	53.5	90,809	48.8
Vancouver .....	101,330	68,485	67.6	70,718	51,830	73.3	30,612	43.3	16,655	32.1
Victoria .....	15,790	9,960	63.1	11,442	8,046	70.3	4,348	38.0	1,914	23.8

1. Totals for Canada do not include the province of Newfoundland, or the Yukon and Northwest Territories. — Terre-Neuve, le Yukon et les territoires du Nord-Ouest ne sont pas compris dans les totaux pour le Canada.

2. Based on the 1945 Census of Newfoundland. — D'après le recensement de Terre-Neuve de 1945.

TABLE 76. Single detached dwellings by tenure showing specified dwelling attributes, for provinces, rural, urban, and cities of 30,000 population and over, 1951

TABLEAU 76. Logements uniques (maisons seules) selon le mode d'occupation et certains attributs, provinces, régions rurales et urbaines, et cités de 30,000 et plus, 1951

Locality and tenure Localité et mode d'occupation	Total	Principal exterior material Principal matériau extérieur					Dwellings in need of major repair Logements ayant besoin de réparations importantes	Dwellings with: Logements pourvus de:			
		Wood Bois	Brick or brick veneer Brique ou revêtement de brique	Imitation siding (brick, etc.) Imitation (simili-brique, etc.)	Stucco Stuc	Other <sup>1</sup> Autre <sup>1</sup>		Furnace heating <sup>2</sup> Chauffage par fournaise <sup>2</sup>	Running water Eau courante	Flush toilet (exclusive use) Toilettes avec chasse d'eau (usage exclusif)	Bath or shower (exclusive use) Baignoire ou douche (usage exclusif)
<b>CANADA</b> .....	<b>2,275,615</b>	<b>1,345,495</b>	<b>383,480</b>	<b>242,480</b>	<b>218,430</b>	<b>85,730</b>	<b>324,415</b>	<b>1,024,730</b>	<b>1,466,095</b>	<b>1,264,140</b>	<b>1,142,225</b>
Owned - Possédé .....	1,898,350	1,097,335	337,560	206,355	190,190	67,490	251,375	891,330	1,226,365	1,058,925	961,560
Rented - Loué .....	376,665	248,140	45,920	36,125	28,240	18,240	73,040	133,400	239,730	205,215	180,665
<b>Rural - Rurale</b> .....	<b>1,131,610</b>	<b>812,980</b>	<b>98,330</b>	<b>126,820</b>	<b>50,875</b>	<b>42,605</b>	<b>229,370</b>	<b>269,345</b>	<b>424,580</b>	<b>292,750</b>	<b>236,135</b>
Owned - Possédé .....	957,255	679,995	87,015	111,175	42,925	36,145	186,910	234,905	363,465	249,930	199,300
Rented - Loué .....	174,355	132,985	11,315	15,645	7,950	6,460	42,460	34,440	61,115	42,820	36,835
<b>Urban - Urbaine</b> .....	<b>1,144,005</b>	<b>532,515</b>	<b>285,150</b>	<b>115,660</b>	<b>167,555</b>	<b>43,125</b>	<b>95,045</b>	<b>755,385</b>	<b>1,041,515</b>	<b>971,390</b>	<b>906,090</b>
Owned - Possédé .....	941,695	417,360	250,545	95,180	147,265	31,345	64,465	656,425	862,900	808,995	762,260
Rented - Loué .....	202,310	115,155	34,605	20,480	20,290	11,780	30,580	98,960	178,615	162,395	143,830
<b>Newfoundland</b> .....	<b>59,340</b>	<b>58,155</b>	<b>155</b>	<b>830</b>	<b>--</b>	<b>185</b>	<b>5,600</b>	<b>3,630</b>	<b>12,015</b>	<b>9,170</b>	<b>7,075</b>
Owned - Possédé .....	55,655	54,570	155	790	--	135	5,180	3,100	10,365	7,830	6,015
Rented - Loué .....	3,685	3,585	--	--	--	--	420	530	1,650	1,340	1,060
<b>Rural - Rurale</b> .....	<b>39,510</b>	<b>38,910</b>	<b>--</b>	<b>395</b>	<b>--</b>	<b>100</b>	<b>3,850</b>	<b>405</b>	<b>2,895</b>	<b>1,540</b>	<b>1,205</b>
Owned - Possédé .....	38,080	37,510	--	380	--	--	3,695	260	2,440	1,205	890
Rented - Loué .....	1,430	1,400	--	--	--	--	155	145	455	335	315
<b>Urban - Urbaine</b> .....	<b>19,830</b>	<b>19,245</b>	<b>--</b>	<b>435</b>	<b>--</b>	<b>--</b>	<b>1,750</b>	<b>3,225</b>	<b>9,120</b>	<b>7,630</b>	<b>5,870</b>
Owned - Possédé .....	17,575	17,060	--	410	--	--	1,485	2,840	7,925	6,625	5,125
Rented - Loué .....	2,255	2,185	--	--	--	--	265	385	1,195	1,005	745
<b>St. John's</b> .....	<b>3,560</b>	<b>3,490</b>	<b>--</b>	<b>--</b>	<b>--</b>	<b>--</b>	<b>--</b>	<b>1,365</b>	<b>3,265</b>	<b>3,205</b>	<b>2,565</b>
Owned - Possédé .....	3,030	2,975	--	--	--	--	--	1,165	2,795	2,750	2,210
Rented - Loué .....	530	515	--	--	--	--	--	200	470	455	355
<b>Prince Edward Island</b> .....	<b>18,790</b>	<b>17,595</b>	<b>175</b>	<b>885</b>	<b>--</b>	<b>115</b>	<b>2,335</b>	<b>4,730</b>	<b>6,750</b>	<b>5,240</b>	<b>4,850</b>
Owned - Possédé .....	16,815	15,740	160	795	--	100	2,100	3,905	5,595	4,250	3,935
Rented - Loué .....	1,975	1,855	--	--	--	--	235	825	1,155	990	915
<b>Rural - Rurale</b> .....	<b>15,715</b>	<b>14,865</b>	<b>135</b>	<b>635</b>	<b>--</b>	<b>--</b>	<b>2,090</b>	<b>2,815</b>	<b>4,040</b>	<b>2,805</b>	<b>2,690</b>
Owned - Possédé .....	14,460	13,670	125	590	--	--	1,935	2,365	3,530	2,370	2,265
Rented - Loué .....	1,255	1,195	--	--	--	--	155	450	510	435	425
<b>Urban - Urbaine</b> .....	<b>3,075</b>	<b>2,730</b>	<b>--</b>	<b>250</b>	<b>--</b>	<b>--</b>	<b>245</b>	<b>1,915</b>	<b>2,710</b>	<b>2,435</b>	<b>2,160</b>
Owned - Possédé .....	2,355	2,070	--	205	--	--	165	1,540	2,065	1,880	1,670
Rented - Loué .....	720	660	--	--	--	--	--	375	645	555	490
<b>Nova Scotia</b> .....	<b>117,245</b>	<b>109,730</b>	<b>1,200</b>	<b>4,170</b>	<b>240</b>	<b>1,905</b>	<b>14,155</b>	<b>43,270</b>	<b>68,275</b>	<b>52,340</b>	<b>46,655</b>
Owned - Possédé .....	102,060	95,880	1,030	3,620	210	1,320	11,200	38,070	58,405	44,475	39,800
Rented - Loué .....	15,185	13,850	170	550	--	585	2,955	5,200	9,870	7,865	6,855
<b>Rural - Rurale</b> .....	<b>66,120</b>	<b>62,640</b>	<b>615</b>	<b>2,370</b>	<b>--</b>	<b>410</b>	<b>8,745</b>	<b>14,690</b>	<b>24,100</b>	<b>14,710</b>	<b>13,395</b>
Owned - Possédé .....	59,755	56,555	560	2,205	--	370	7,405	13,400	21,730	13,140	11,925
Rented - Loué .....	6,365	6,085	--	165	--	--	1,340	1,290	2,370	1,570	1,470
<b>Urban - Urbaine</b> .....	<b>51,125</b>	<b>47,090</b>	<b>585</b>	<b>1,800</b>	<b>155</b>	<b>1,495</b>	<b>5,410</b>	<b>28,580</b>	<b>44,175</b>	<b>37,630</b>	<b>33,260</b>
Owned - Possédé .....	42,305	39,325	470	1,415	145	950	3,795	24,670	36,675	31,335	27,875
Rented - Loué .....	8,820	7,765	115	385	--	545	1,615	3,910	7,500	6,295	5,385
<b>Halifax</b> .....	<b>7,765</b>	<b>6,715</b>	<b>130</b>	<b>105</b>	<b>--</b>	<b>750</b>	<b>415</b>	<b>5,650</b>	<b>7,605</b>	<b>7,330</b>	<b>7,130</b>
Owned - Possédé .....	6,540	5,590	100	--	--	700	230	4,880	6,405	6,260	6,145
Rented - Loué .....	1,225	1,125	--	--	--	--	185	770	1,200	1,070	985
<b>Sydney</b> .....	<b>4,125</b>	<b>3,975</b>	<b>--</b>	<b>--</b>	<b>--</b>	<b>--</b>	<b>405</b>	<b>2,690</b>	<b>3,895</b>	<b>3,620</b>	<b>3,225</b>
Owned - Possédé .....	3,630	3,485	--	--	--	--	335	2,475	3,410	3,180	2,880
Rented - Loué .....	495	490	--	--	--	--	--	215	485	440	345

1. Includes stone. - Comprend la pierre.

2. Includes central heating. - Comprend le chauffage central.

TABLE 76. Single detached dwellings by tenure showing specified dwelling attributes, for provinces, rural, urban, and cities of 30,000 population and over, 1951 - Continued

TABLEAU 76. Logements uniques (maisons seules) selon le mode d'occupation et certains attributs, provinces, régions rurales et urbaines, et cités de 30,000 et plus, 1951 - suite

Locality and tenure — Localité et mode d'occupation	Total	Principal exterior material — Principal matériau extérieur					Dwellings in need of major repair — Logements ayant besoin de réparations importantes	Dwellings with: — Logements pourvus de:			
		Wood Bois	Brick or brick veneer — Brique ou revêtement de brique	Imitation siding (brick, etc.) — Imitation (simili-brique, etc.)	Stucco Stuc	Other <sup>1</sup> Autre <sup>1</sup>		Furnace heating <sup>2</sup> — Chauffage par fournaise <sup>2</sup>	Running water — Eau courante	Flush toilet (exclusive use) — Toilettes avec chasse d'eau (usage exclusif)	Bath or shower (exclusive use) — Baignoire ou douche (usage exclusif)
<b>New Brunswick</b> .....	<b>83,220</b>	<b>72,570</b>	<b>1,605</b>	<b>6,870</b>	<b>105</b>	<b>2,070</b>	<b>16,860</b>	<b>24,830</b>	<b>41,170</b>	<b>31,550</b>	<b>26,905</b>
Owned — Possédé .....	71,770	62,560	1,385	6,225	--	1,520	14,075	21,480	34,365	25,775	22,090
Rented — Loué .....	11,450	10,010	220	645	--	550	2,785	3,350	6,805	5,775	4,815
Rural — Rurale .....	56,080	49,690	780	4,585	--	985	13,215	11,180	18,700	11,365	9,595
Owned — Possédé .....	50,715	44,895	720	4,220	--	845	11,625	10,340	17,060	10,325	8,740
Rented — Loué .....	5,365	4,795	--	365	--	140	1,590	840	1,640	1,040	855
Urban — Urbaine .....	27,140	22,880	825	2,285	--	1,085	3,645	13,650	22,470	20,185	17,310
Owned — Possédé .....	21,055	17,665	665	2,005	--	675	2,450	11,140	17,305	15,450	13,350
Rented — Loué .....	6,085	5,215	160	280	--	410	1,195	2,510	5,165	4,735	3,960
Saint John .....	1,420	1,155	150	--	--	100	120	520	1,305	1,255	1,035
Owned — Possédé .....	795	650	105	--	--	--	--	375	705	665	540
Rented — Loué .....	625	505	--	--	--	--	--	145	600	590	495
<b>Québec</b> .....	<b>341,310</b>	<b>197,455</b>	<b>43,525</b>	<b>73,625</b>	<b>7,615</b>	<b>19,090</b>	<b>73,185</b>	<b>97,645</b>	<b>262,485</b>	<b>217,105</b>	<b>132,965</b>
Owned — Possédé .....	292,960	168,760	37,945	63,700	6,525	16,030	61,390	86,190	223,970	183,150	111,490
Rented — Loué .....	48,350	28,695	5,580	9,925	1,090	3,060	11,795	11,455	38,515	33,955	21,475
Rural — Rurale .....	211,285	142,870	14,855	42,945	1,880	8,735	55,175	42,005	140,010	100,680	44,935
Owned — Possédé .....	189,280	127,735	13,475	38,715	1,610	7,745	48,500	38,490	125,900	89,830	39,380
Rented — Loué .....	22,005	15,135	1,380	4,230	270	990	6,675	3,515	14,110	10,850	5,555
Urban — Urbaine .....	130,025	54,585	28,670	30,680	5,735	10,355	18,010	55,640	122,475	116,425	88,030
Owned — Possédé .....	103,680	41,025	24,470	24,985	4,915	8,285	12,890	47,700	98,070	93,320	72,110
Rented — Loué .....	26,345	13,560	4,200	5,695	820	2,070	5,120	7,940	24,405	23,105	15,920
Hull .....	3,195	1,580	525	550	225	315	445	840	3,045	2,860	1,830
Owned — Possédé .....	2,490	1,140	475	420	200	255	340	745	2,370	2,230	1,515
Rented — Loué .....	705	440	--	130	--	--	105	--	675	630	365
Montréal .....	11,460	2,260	6,125	1,115	300	1,160	1,255	5,855	11,365	11,080	10,095
Owned — Possédé .....	8,045	1,065	4,835	815	660	670	700	4,765	7,990	7,845	7,345
Rented — Loué .....	3,415	1,195	1,290	300	140	490	555	1,090	3,375	3,235	2,750
Outremont .....	710	--	515	--	--	175	--	705	710	710	710
Owned — Possédé .....	665	--	490	--	--	160	--	635	565	665	665
Rented — Loué .....	--	--	--	--	--	--	--	--	--	--	--
Québec .....	2,620	675	1,565	180	--	115	260	1,570	2,600	2,480	2,195
Owned — Possédé .....	2,110	470	1,370	115	--	--	140	1,410	2,090	1,985	1,875
Rented — Loué .....	510	205	195	--	--	--	120	150	510	495	320
Sherbrooke .....	2,190	935	750	350	--	125	185	1,480	2,130	2,100	1,945
Owned — Possédé .....	1,830	685	700	310	--	110	120	1,230	1,730	1,760	1,650
Rented — Loué .....	360	250	--	--	--	--	--	200	350	340	295
Trois-Rivières .....	1,460	505	570	230	--	110	200	700	1,390	1,215	1,000
Owned — Possédé .....	1,005	285	435	165	--	--	--	530	975	840	730
Rented — Loué .....	455	220	135	--	--	--	110	150	415	375	270
Verdun .....	1,005	125	775	--	--	--	--	730	1,005	1,000	970
Owned — Possédé .....	875	--	715	--	--	--	--	730	375	870	855
Rented — Loué .....	130	--	--	--	--	--	--	--	130	130	115
<b>Ontario</b> .....	<b>823,930</b>	<b>282,065</b>	<b>314,730</b>	<b>120,245</b>	<b>63,130</b>	<b>43,760</b>	<b>79,425</b>	<b>479,615</b>	<b>634,565</b>	<b>562,800</b>	<b>539,500</b>
Owned — Possédé .....	687,645	220,705	278,270	101,015	53,690	33,965	57,290	420,235	534,520	476,280	460,045
Rented — Loué .....	136,285	61,360	36,460	19,230	9,440	9,795	22,135	59,380	100,045	86,520	79,455
Rural — Rurale .....	304,970	144,030	69,680	55,200	15,835	20,225	45,615	93,825	136,565	96,745	93,505
Owned — Possédé .....	254,270	115,060	61,675	47,090	13,485	16,960	34,640	82,525	116,635	83,025	80,470
Rented — Loué .....	50,700	28,970	8,005	8,110	2,350	3,265	10,975	11,300	19,930	13,720	13,035
Urban — Urbaine .....	518,960	138,035	245,050	65,045	47,295	23,535	33,810	385,790	498,000	466,055	445,995
Owned — Possédé .....	433,375	105,645	216,595	53,925	40,205	17,005	22,650	337,710	417,835	393,255	379,575
Rented — Loué .....	85,585	32,390	28,455	11,120	7,090	6,530	11,160	48,080	80,115	72,800	66,420

1. Includes stone. — Comprend la pierre.

2. Includes central heating. — Comprend le chauffage central.



TABLE 76. Single detached dwellings by tenure showing specified dwelling attributes, for provinces, rural, urban, and cities of 30,000 population and over, 1951 - Continued

TABLEAU 76. Logements uniques (maisons seules) selon le mode d'occupation et certains attributs, provinces, régions rurales et urbaines, et cités de 30,000 et plus, 1951 - suite

Locality and tenure Localité et mode d'occupation	Total	Principal exterior material Principal matériau extérieur					Dwellings in need of major repair Logements ayant besoin de réparations importantes	Dwellings with: Logements pourvus de:			
		Wood Bois	Brick or brick veneer Brique ou revêtement de brique	Imitation siding (brick, etc.) Imitation (simili-brique etc.)	Stucco Stuc	Other <sup>1</sup> Autre <sup>1</sup>		Furnace heating Chauffage par fournaise <sup>2</sup>	Running water Eau courante	Flush toilet (exclusive use) Toilettes avec chasse d'eau (usage exclusif)	Bath or shower (exclusive use) Baignoire ou douche (usage exclusif)
<b>Ontario - Con. - fin</b>											
Brantford .....	6,875	915	4,860	325	320	455	230	4,755	6,860	6,665	6,385
Owned - Possédé.....	5,375	670	3,950	260	250	245	115	3,905	5,370	5,275	5,100
Rented - Loué .....	1,500	245	910	--	--	210	115	850	1,490	1,390	1,285
Fort William .....	7,340	3,340	1,315	1,245	1,255	185	595	4,735	7,270	6,885	6,285
Owned - Possédé.....	6,205	2,690	1,170	1,065	1,155	125	370	4,115	6,180	5,880	5,400
Rented - Loué .....	1,135	650	145	180	100	--	225	620	1,090	1,005	885
Hamilton .....	35,930	6,895	21,785	4,300	2,250	700	1,855	29,680	35,650	33,885	33,365
Owned - Possédé.....	30,665	5,120	19,280	3,775	2,030	480	1,305	26,370	30,475	29,095	28,820
Rented - Loué .....	5,265	1,775	2,525	525	220	220	550	3,310	5,175	4,790	4,545
Kingston.....	4,125	1,210	2,105	370	275	165	340	3,260	4,060	3,860	3,725
Owned - Possédé.....	3,150	795	1,700	315	225	115	190	2,650	3,115	3,015	2,945
Rented - Loué .....	975	415	405	--	--	--	150	610	945	845	780
Kitchener.....	7,230	170	6,255	380	125	300	285	6,965	7,220	7,035	6,860
Owned - Possédé.....	6,320	110	5,590	270	115	235	170	6,145	6,315	6,200	6,065
Rented - Loué .....	910	--	665	110	--	--	115	820	905	835	795
London .....	16,790	4,295	8,905	1,680	1,585	325	865	14,215	16,765	16,405	15,660
Owned - Possédé.....	13,735	3,365	7,405	1,455	1,280	230	520	11,995	13,720	13,465	12,965
Rented - Loué .....	3,055	930	1,500	225	305	--	345	2,220	3,045	2,940	2,695
Oshawa.....	8,400	1,695	4,520	1,180	755	250	630	7,080	7,800	7,090	6,815
Owned - Possédé.....	7,245	1,360	3,975	1,055	630	225	455	6,275	6,775	6,215	6,020
Rented - Loué .....	1,155	335	545	125	125	--	175	805	1,025	875	795
Ottawa .....	21,195	5,120	9,820	1,725	3,250	1,280	1,230	17,155	19,530	18,860	18,240
Owned - Possédé.....	16,830	3,300	8,165	1,400	2,950	1,015	670	14,300	15,675	15,205	14,920
Rented - Loué .....	4,365	1,820	1,655	325	300	265	560	2,855	3,855	3,655	3,320
Peterborough.....	7,110	1,830	4,275	575	175	255	385	5,060	6,950	6,650	6,355
Owned - Possédé.....	5,715	1,410	3,630	415	120	140	215	4,195	5,600	5,385	5,185
Rented - Loué .....	1,395	420	645	160	--	115	170	865	1,350	1,265	1,170
Port Arthur.....	6,350	3,120	950	1,005	1,065	210	790	4,360	6,050	5,735	5,060
Owned - Possédé.....	5,405	2,600	855	815	985	150	570	3,845	5,160	4,900	4,385
Rented - Loué .....	945	520	--	190	--	--	220	515	890	835	675
St. Catharines.....	7,460	2,020	1,330	455	3,240	415	405	5,800	7,440	7,315	7,140
Owned - Possédé.....	5,825	1,320	1,125	385	2,710	285	235	4,965	5,815	5,745	5,635
Rented - Loué .....	1,635	700	205	--	530	130	170	835	1,625	1,570	1,505
Sarnia .....	6,810	4,270	1,000	1,060	125	355	445	4,530	6,610	6,245	5,975
Owned - Possédé.....	5,630	3,615	870	810	105	230	265	3,985	5,505	5,240	5,070
Rented - Loué .....	1,180	655	130	250	--	125	180	545	1,105	1,005	905
Sault Ste. Marie.....	5,325	1,870	1,360	985	670	440	510	3,375	5,290	5,020	4,595
Owned - Possédé.....	4,525	1,555	1,200	905	585	280	390	3,015	4,495	4,260	3,945
Rented - Loué .....	800	315	160	--	--	160	120	360	795	760	650
Sudbury.....	3,855	710	1,305	1,000	730	110	355	2,965	3,815	3,505	2,960
Owned - Possédé.....	2,935	465	990	785	605	--	175	2,415	2,920	2,710	2,395
Rented - Loué .....	920	245	315	215	125	--	180	550	895	795	565
Toronto.....	49,975	2,515	41,490	3,135	2,245	590	2,655	47,400	49,960	47,330	46,685
Owned - Possédé.....	42,935	1,840	36,305	2,535	1,765	490	1,730	41,490	42,925	40,870	40,530
Rented - Loué .....	7,040	675	5,185	600	480	100	925	5,910	7,035	6,460	6,155
Windsor.....	20,015	7,705	7,685	2,460	980	1,185	1,110	14,090	19,965	19,635	19,340
Owned - Possédé.....	14,825	4,920	6,825	1,930	785	365	610	11,470	14,815	14,625	14,475
Rented - Loué .....	5,190	2,785	860	530	195	820	500	2,620	5,150	5,010	4,865
<b>Manitoba.....</b>	<b>158,615</b>	<b>112,580</b>	<b>7,920</b>	<b>10,855</b>	<b>22,985</b>	<b>4,275</b>	<b>22,900</b>	<b>84,445</b>	<b>74,090</b>	<b>65,785</b>	<b>65,015</b>
Owned - Possédé.....	132,740	92,730	6,745	9,240	21,090	2,335	18,240	72,940	61,245	54,050	54,080
Rented - Loué .....	25,875	19,850	1,175	1,615	1,895	1,340	4,660	11,505	12,845	11,735	10,935
Rural - Rurale.....	77,920	62,825	3,740	5,895	2,800	2,660	16,450	24,380	8,230	4,250	5,785
Owned - Possédé.....	65,955	53,000	3,215	5,235	2,295	2,210	13,560	20,570	6,680	3,090	4,490
Rented - Loué .....	11,965	9,825	525	660	505	450	2,890	3,810	1,550	1,160	1,295
Urban - Urbaine.....	80,695	49,755	4,180	4,960	20,185	1,615	6,450	60,065	65,860	61,535	59,230
Owned - Possédé.....	66,785	39,730	3,530	4,005	18,795	725	4,680	52,370	54,565	50,960	49,590
Rented - Loué .....	13,910	10,025	650	955	1,390	890	1,770	7,695	11,295	10,575	9,640

1. Includes stone. - Comprend la pierre.

2. Includes central heating. - Comprend le chauffage central.

TABLE 76. Single detached dwellings by tenure showing specified dwelling attributes, for provinces, rural, urban, and cities of 30,000 population and over, 1951 - Concluded

TABLEAU 76. Logements uniques (maisons seules) selon le mode d'occupation et certains attributs, provinces, régions rurales et urbaines, et cités de 30,000 et plus, 1951 - fin

Locality and tenure Localité et mode d'occupation	Total	Principal exterior material Principal matériau extérieur					Dwellings in need of major repair Logements ayant besoin de réparations importantes	Dwellings with: Logements pourvus de:			
		Wood Bois	Brick or brick veneer Brique ou revêtement de brique	Imitation siding (brick, etc.) Imitation (simili-brique, etc.)	Stucco Stuc	Other <sup>1</sup> Autre <sup>1</sup>		Furnace heating Chauffage par fournaise <sup>2</sup>	Running water Eau courante	Flush toilet (exclusive use) Toilettes avec chasse d'eau (usage exclusif)	Bath or shower (exclusive use) Baignoire ou douche (usage exclusif)
<b>Manitoba - Con.-fin</b>											
Winnipeg	36,270	21,455	2,215	1,860	9,990	750	1,885	30,920	36,160	35,235	33,335
Owned - Possédé	28,980	16,245	1,880	1,405	9,240	210	1,210	26,420	28,915	28,325	27,165
Rented - Loué	7,290	5,210	335	455	750	540	675	4,500	7,245	6,910	6,170
<b>Saskatchewan</b>	<b>192,100</b>	<b>145,363</b>	<b>7,320</b>	<b>11,630</b>	<b>22,035</b>	<b>5,750</b>	<b>40,520</b>	<b>66,875</b>	<b>42,320</b>	<b>32,945</b>	<b>34,735</b>
Owned - Possédé	153,655	115,055	6,200	9,695	18,165	4,540	31,245	54,955	34,060	26,105	27,975
Rented - Loué	38,445	30,310	1,120	1,935	3,870	1,210	9,275	11,920	8,260	6,840	6,760
Rural - Rurale	141,795	114,455	5,045	8,615	9,105	4,575	34,690	34,745	9,985	3,505	6,600
Owned - Possédé	114,645	91,620	4,285	7,515	7,360	3,865	27,625	28,590	8,470	2,850	5,600
Rented - Loué	27,150	22,835	760	1,100	1,745	710	7,065	6,155	1,515	655	1,000
Urban - Urbaine	50,305	30,910	2,275	3,015	12,930	1,175	5,830	32,130	32,335	29,440	28,135
Owned - Possédé	39,010	23,435	1,915	2,180	10,805	675	3,620	26,365	25,590	23,255	22,375
Rented - Loué	11,295	7,475	360	835	2,125	500	2,210	5,765	6,745	6,185	5,760
Regina	13,125	7,065	640	550	4,475	395	1,470	9,230	9,895	9,360	8,670
Owned - Possédé	10,035	5,160	510	435	3,780	150	860	7,480	7,735	7,315	6,850
Rented - Loué	1,905	1,905	130	115	695	245	610	1,750	2,160	2,045	1,820
Saskatoon	10,580	6,135	345	525	3,230	345	820	7,785	8,555	8,465	7,935
Owned - Possédé	8,510	4,890	295	330	2,780	215	530	6,625	6,990	6,925	6,520
Rented - Loué	2,070	1,245	--	195	450	130	290	1,160	1,565	1,540	1,415
<b>Alberta</b>	<b>204,000</b>	<b>150,320</b>	<b>4,715</b>	<b>6,785</b>	<b>37,830</b>	<b>4,350</b>	<b>41,290</b>	<b>84,880</b>	<b>87,890</b>	<b>73,685</b>	<b>73,815</b>
Owned - Possédé	163,795	117,920	3,925	5,685	32,815	3,450	31,545	71,790	71,810	60,605	61,260
Rented - Loué	40,205	32,400	790	1,100	5,015	900	9,745	13,090	16,080	13,080	12,555
Rural - Rurale	118,150	97,900	2,450	3,595	11,630	2,575	32,715	26,515	17,205	9,955	11,505
Owned - Possédé	95,460	78,155	2,100	3,060	9,975	2,170	26,165	22,625	14,105	8,305	9,740
Rented - Loué	22,690	19,745	350	535	1,655	405	6,550	3,890	3,100	1,650	1,765
Urban - Urbaine	85,850	52,420	2,265	3,190	26,200	1,775	8,575	58,365	70,685	63,730	62,310
Owned - Possédé	68,335	39,765	1,825	2,625	22,840	1,280	5,380	49,165	57,705	52,300	51,520
Rented - Loué	17,515	12,655	440	565	3,360	495	3,195	9,200	12,980	11,430	10,790
Calgary	22,070	11,755	600	645	8,525	545	1,045	18,265	21,400	20,780	20,410
Owned - Possédé	18,245	9,180	475	545	7,615	430	620	15,675	17,830	17,415	17,225
Rented - Loué	3,825	2,575	125	100	910	115	425	2,590	3,570	3,365	3,185
Edmonton	28,440	16,980	625	605	9,630	600	2,830	23,185	25,880	24,730	23,960
Owned - Possédé	23,055	13,055	515	485	8,610	390	1,765	19,535	21,235	20,415	19,960
Rented - Loué	5,385	3,925	110	120	1,020	210	1,065	3,650	4,595	4,315	4,000
<b>British Columbia</b>	<b>277,065</b>	<b>199,660</b>	<b>2,135</b>	<b>6,585</b>	<b>64,455</b>	<b>4,230</b>	<b>28,145</b>	<b>134,810</b>	<b>236,535</b>	<b>213,520</b>	<b>210,710</b>
Owned - Possédé	221,855	153,435	1,745	5,590	57,590	3,495	19,110	118,665	192,030	176,405	174,870
Rented - Loué	55,210	46,225	390	995	6,865	735	9,035	16,145	44,505	37,115	35,840
Rural - Rurale	100,065	84,795	935	2,585	9,480	2,270	16,825	18,785	62,850	47,195	46,920
Owned - Possédé	74,635	61,795	765	2,165	8,085	1,825	11,760	15,740	46,915	35,790	35,800
Rented - Loué	25,430	23,000	170	420	1,395	445	5,065	3,045	15,935	11,405	11,120
Urban - Urbaine	177,000	114,865	1,200	4,000	54,975	1,960	11,320	116,025	173,685	166,325	163,790
Owned - Possédé	147,220	91,640	980	3,425	49,505	1,670	7,350	102,925	145,115	140,615	139,070
Rented - Loué	29,780	23,225	220	575	5,470	290	3,970	13,100	28,570	25,710	24,720
Vancouver	68,485	41,705	415	1,320	24,550	495	3,170	55,290	68,310	66,520	65,975
Owned - Possédé	57,920	33,535	340	1,155	22,440	450	2,005	48,465	57,805	56,885	56,610
Rented - Loué	10,565	8,170	--	165	2,110	--	1,165	6,825	10,505	9,635	9,365
Victoria	9,960	7,035	--	205	2,555	--	470	7,000	9,900	9,510	9,440
Owned - Possédé	8,165	5,585	--	175	2,280	--	285	6,095	8,130	7,845	7,805
Rented - Loué	1,795	1,450	--	--	275	--	185	905	1,770	1,665	1,535

1. Includes stone. - Comprend la pierre.

2. Includes central heating. - Comprend le chauffage central.

TABLE 77. Single detached dwellings by tenure showing specified household facilities and conveniences, for provinces, rural, urban, and cities of 30,000 population and over, 1951

TABLEAU 77. Logements uniques (maisons seules) selon le mode d'occupation et possédant certaines commodités ménagères et de confort, provinces, régions rurales et urbaines, et cités de 30,000 et plus, 1951

Locality and tenure Localité et mode d'occupation	Total	Dwellings with: Logements pourvus de:						
		Electric or gas range Cuisinière électrique ou à gaz	Mechanical refrigeration Réfrigération mécanique	Powered washing machine Lessiveuse électrique	Electric vacuum cleaner Aspirateur électrique	Telephone Téléphone	Radio	Passenger automobile Automobile de tourisme
<b>CANADA</b> .....	<b>2,275,615</b>	<b>924,245</b>	<b>961,465</b>	<b>1,694,305</b>	<b>913,800</b>	<b>1,263,020</b>	<b>2,075,820</b>	<b>1,072,090</b>
Owned - Possédé .....	1,898,950	777,930	827,840	1,427,025	789,205	1,077,570	1,737,625	912,285
Rented - Loué .....	376,665	146,315	133,625	267,280	124,595	185,450	338,195	159,805
Rural - Rurale .....	1,131,610	181,475	284,910	718,750	239,805	436,950	986,240	514,175
Owned - Possédé .....	957,255	150,295	242,905	613,770	206,595	380,155	838,255	436,855
Rented - Loué .....	174,355	31,180	42,005	104,980	33,210	56,795	147,985	77,320
Urban - Urbaine .....	1,144,005	742,770	676,555	975,555	673,995	826,070	1,089,580	557,915
Owned - Possédé .....	941,695	627,635	584,935	813,255	582,610	697,415	899,370	475,430
Rented - Loué .....	202,310	115,135	91,620	162,300	91,385	128,655	190,210	82,485
<b>Newfoundland</b> .....	<b>59,340</b>	<b>2,015</b>	<b>3,430</b>	<b>12,975</b>	<b>2,990</b>	<b>8,730</b>	<b>46,650</b>	<b>4,815</b>
Owned - Possédé .....	53,635	1,620	2,910	11,235	2,530	7,415	43,385	4,265
Rented - Loué .....	3,685	395	520	1,740	460	1,315	3,265	550
Rural - Rurale .....	39,510	155	485	2,880	340	1,760	29,005	1,175
Owned - Possédé .....	38,080	--	325	2,450	215	1,470	27,810	1,075
Rented - Loué .....	1,430	--	160	430	125	290	1,195	100
Urban - Urbaine .....	19,830	1,860	2,945	10,095	2,650	6,970	17,645	3,640
Owned - Possédé .....	17,575	1,550	2,585	8,785	2,315	5,945	15,575	3,190
Rented - Loué .....	2,255	310	360	1,310	335	1,025	2,070	450
St. John's .....	3,560	910	1,280	2,625	1,280	3,040	3,440	1,360
Owned - Possédé .....	3,030	725	1,130	2,270	1,145	2,635	2,945	1,185
Rented - Loué .....	530	185	150	355	135	405	495	175
<b>Prince Edward Island</b> .....	<b>18,790</b>	<b>1,015</b>	<b>3,040</b>	<b>7,645</b>	<b>2,775</b>	<b>6,635</b>	<b>16,785</b>	<b>7,255</b>
Owned - Possédé .....	16,815	650	2,435	6,630	2,305	5,840	15,000	6,550
Rented - Loué .....	1,975	365	605	1,015	470	795	1,785	705
Rural - Rurale .....	15,715	490	1,915	5,495	1,475	4,365	13,855	6,005
Owned - Possédé .....	14,460	220	1,545	4,910	1,235	4,120	12,755	5,560
Rented - Loué .....	1,255	270	370	585	240	245	1,100	445
Urban - Urbaine .....	3,075	525	1,125	2,150	1,300	2,270	2,930	1,250
Owned - Possédé .....	2,355	430	890	1,720	1,070	1,720	2,245	990
Rented - Loué .....	720	--	235	430	230	550	685	260
<b>Nova Scotia</b> .....	<b>117,245</b>	<b>12,720</b>	<b>33,590</b>	<b>76,295</b>	<b>22,515</b>	<b>56,210</b>	<b>105,240</b>	<b>38,340</b>
Owned - Possédé .....	102,060	10,645	29,185	66,640	18,965	49,050	91,830	33,605
Rented - Loué .....	15,185	2,075	4,405	9,655	3,550	7,160	13,410	4,735
Rural - Rurale .....	66,120	1,910	12,725	36,605	11,500	21,630	57,575	19,865
Owned - Possédé .....	59,755	1,475	11,490	33,285	10,600	19,845	52,235	17,935
Rented - Loué .....	6,365	435	1,235	3,320	900	1,785	5,340	1,930
Urban - Urbaine .....	51,125	10,810	20,865	39,690	11,015	34,580	47,665	18,475
Owned - Possédé .....	42,305	9,170	17,695	33,355	8,365	29,205	39,595	15,670
Rented - Loué .....	8,820	1,640	3,170	6,335	2,650	5,375	8,070	2,805
Halifax .....	7,765	3,660	4,790	5,620	4,525	7,010	7,300	3,520
Owned - Possédé .....	6,540	3,235	4,210	4,800	4,045	6,005	6,170	3,085
Rented - Loué .....	1,225	425	580	820	480	1,005	1,130	435
Sydney .....	4,125	940	1,790	3,635	2,045	3,235	3,960	1,465
Owned - Possédé .....	3,630	875	1,620	3,235	1,880	2,895	3,480	1,320
Rented - Loué .....	495	--	170	400	165	340	480	145

TABLE 77. Single detached dwellings by tenure showing specified household facilities and conveniences, for provinces, rural, urban, and cities of 30,000 population and over, 1951 - Continued

TABLEAU 77. Logements uniques (maisons seules) selon le mode d'occupation et possédant certaines commodités ménagères et de confort, provinces, régions rurales et urbaines, et cités de 30,000 et plus, 1951 - suite

Locality and tenure Localité et mode d'occupation	Total	Dwellings with: Logements pourvus de:						
		Electric or gas range Cuisinière électrique ou à gaz	Mechanical refrigeration Réfrigération mécanique	Powered washing machine Lessiveuse électrique	Electric vacuum cleaner Aspirateur électrique	Telephone Téléphone	Radio	Passenger automobile Automobile de tourisme
<b>New Brunswick</b> .....	<b>83,220</b>	<b>8,845</b>	<b>18,560</b>	<b>53,755</b>	<b>19,215</b>	<b>33,505</b>	<b>72,665</b>	<b>26,575</b>
Owned - Possédé .....	71,770	7,015	15,680	46,350	16,285	28,190	62,570	23,250
Rented - Loué .....	11,450	1,830	2,880	7,405	2,930	5,315	10,095	3,325
<b>Rural - Rurale</b> .....	<b>56,080</b>	<b>1,625</b>	<b>8,150</b>	<b>32,050</b>	<b>7,650</b>	<b>15,845</b>	<b>47,290</b>	<b>16,490</b>
Owned - Possédé .....	50,715	1,380	7,325	29,220	6,945	14,365	42,885	15,145
Rented - Loué .....	5,365	245	825	2,830	705	1,480	4,405	1,345
<b>Urban - Urbaine</b> .....	<b>27,140</b>	<b>7,220</b>	<b>10,410</b>	<b>21,705</b>	<b>11,565</b>	<b>17,660</b>	<b>25,375</b>	<b>10,085</b>
Owned - Possédé .....	21,055	5,635	8,355	17,130	9,340	13,825	19,685	8,105
Rented - Loué .....	6,085	1,585	2,055	4,575	2,225	3,835	5,690	1,980
<b>Saint John</b> .....	<b>1,420</b>	<b>420</b>	<b>555</b>	<b>1,040</b>	<b>760</b>	<b>1,185</b>	<b>1,335</b>	<b>540</b>
Owned - Possédé .....	795	310	370	610	470	740	760	380
Rented - Loué .....	625	110	185	430	290	445	575	160
<b>Québec</b> .....	<b>341,310</b>	<b>63,375</b>	<b>112,705</b>	<b>263,530</b>	<b>79,870</b>	<b>148,010</b>	<b>307,465</b>	<b>103,100</b>
Owned - Possédé .....	292,960	51,875	96,935	228,020	69,245	127,650	264,360	91,325
Rented - Loué .....	48,350	11,500	15,770	35,510	10,625	20,360	43,105	11,775
<b>Rural - Rurale</b> .....	<b>211,285</b>	<b>12,630</b>	<b>44,200</b>	<b>150,645</b>	<b>25,180</b>	<b>65,960</b>	<b>183,100</b>	<b>59,470</b>
Owned - Possédé .....	189,280	10,260	38,920	136,420	22,215	59,735	164,625	53,920
Rented - Loué .....	22,005	2,370	5,280	14,225	2,965	6,225	18,475	5,550
<b>Urban - Urbaine</b> .....	<b>130,025</b>	<b>50,745</b>	<b>68,505</b>	<b>112,885</b>	<b>54,690</b>	<b>82,050</b>	<b>124,365</b>	<b>43,630</b>
Owned - Possédé .....	103,680	41,615	58,015	91,600	47,030	67,915	99,735	37,405
Rented - Loué .....	26,345	9,130	10,490	21,285	7,660	14,135	24,630	6,225
<b>Hull</b> .....	<b>3,195</b>	<b>1,550</b>	<b>1,410</b>	<b>2,835</b>	<b>940</b>	<b>2,255</b>	<b>3,000</b>	<b>990</b>
Owned - Possédé .....	2,490	1,270	1,190	2,215	820	1,825	2,350	880
Rented - Loué .....	705	280	220	620	120	430	650	110
<b>Montréal</b> .....	<b>11,460</b>	<b>8,410</b>	<b>7,030</b>	<b>9,095</b>	<b>5,865</b>	<b>9,150</b>	<b>11,085</b>	<b>3,795</b>
Owned - Possédé .....	8,045	6,150	5,670	6,605	4,795	6,660	7,860	3,125
Rented - Loué .....	3,415	2,260	1,360	2,490	1,070	2,490	3,225	670
<b>Outremont</b> .....	<b>710</b>	<b>700</b>	<b>705</b>	<b>595</b>	<b>640</b>	<b>690</b>	<b>700</b>	<b>585</b>
Owned - Possédé .....	665	660	665	570	615	645	655	565
Rented - Loué .....	--	--	--	--	--	--	--	--
<b>Québec</b> .....	<b>2,620</b>	<b>1,520</b>	<b>1,710</b>	<b>2,185</b>	<b>1,390</b>	<b>2,170</b>	<b>2,550</b>	<b>1,070</b>
Owned - Possédé .....	2,110	1,350	1,490	1,795	1,260	1,815	2,075	935
Rented - Loué .....	510	170	220	390	130	355	475	135
<b>Sherbrooke</b> .....	<b>2,190</b>	<b>1,310</b>	<b>1,400</b>	<b>1,985</b>	<b>1,280</b>	<b>1,775</b>	<b>2,065</b>	<b>1,000</b>
Owned - Possédé .....	1,830	1,110	1,225	1,675	1,130	1,495	1,725	865
Rented - Loué .....	360	200	175	310	150	280	340	135
<b>Trois-Rivières</b> .....	<b>1,460</b>	<b>720</b>	<b>740</b>	<b>1,255</b>	<b>765</b>	<b>1,080</b>	<b>1,370</b>	<b>525</b>
Owned - Possédé .....	1,005	545	590	900	600	770	975	430
Rented - Loué .....	455	175	150	355	165	310	395	--
<b>Verdun</b> .....	<b>1,005</b>	<b>885</b>	<b>760</b>	<b>840</b>	<b>790</b>	<b>915</b>	<b>975</b>	<b>395</b>
Owned - Possédé .....	875	800	695	740	730	820	855	360
Rented - Loué .....	130	--	--	100	--	--	120	--
<b>Ontario</b> .....	<b>823,930</b>	<b>568,695</b>	<b>496,135</b>	<b>679,030</b>	<b>460,310</b>	<b>596,795</b>	<b>763,190</b>	<b>484,755</b>
Owned - Possédé .....	687,645	481,080	431,000	574,785	402,370	513,360	639,720	415,745
Rented - Loué .....	136,285	87,615	65,135	104,245	57,940	83,435	123,470	69,010
<b>Rural - Rurale</b> .....	<b>304,970</b>	<b>121,085</b>	<b>134,735</b>	<b>220,455</b>	<b>111,015</b>	<b>179,690</b>	<b>268,525</b>	<b>193,020</b>
Owned - Possédé .....	254,270	101,830	116,580	188,270	97,660	158,760	226,130	165,335
Rented - Loué .....	50,700	19,255	18,155	32,185	13,355	20,930	42,395	27,685
<b>Urban - Urbaine</b> .....	<b>518,960</b>	<b>447,610</b>	<b>361,400</b>	<b>458,575</b>	<b>349,295</b>	<b>417,105</b>	<b>494,665</b>	<b>291,735</b>
Owned - Possédé .....	433,375	379,250	314,420	386,515	304,710	354,600	413,590	250,410
Rented - Loué .....	85,585	68,360	46,980	72,060	44,585	62,505	81,075	41,325

TABLE 77. Single detached dwellings by tenure showing specified household facilities and conveniences, for provinces, rural, urban, and cities of 30,000 population and over, 1951 - Continued

TABLEAU 77. Logements uniques (maisons seules) selon le mode d'occupation et possédant certaines commodités ménagères et de confort, provinces, régions rurales et urbaines, et cités de 30,000 et plus, 1951 - suite

Locality and tenure Localité et mode d'occupation	Total	Dwellings with: Logements pourvus de						
		Electric or gas range Cuisinière électrique ou à gaz	Mechanical refrigeration Réfrigération mécanique	Powered washing machine Lessiveuse électrique	Electric vacuum cleaner Aspirateur électrique	Telephone Téléphone	Radio	Passenger automobile Automobile de tourisme
<b>Ontario - Con.-fin</b>								
Brantford .....	6,875	6,680	4,360	6,310	5,155	5,830	6,565	3,280
Owned - Possédé .....	5,375	5,225	3,600	4,945	4,215	4,595	5,125	2,635
Rented - Loué .....	1,500	1,455	760	1,365	940	1,235	1,440	645
Fort William .....	7,340	5,360	3,850	6,695	4,630	5,815	6,915	3,085
Owned - Possédé .....	6,205	4,580	3,340	5,770	4,020	4,970	5,865	2,610
Rented - Loué .....	1,135	780	510	925	610	845	1,050	475
Hamilton .....	35,930	34,950	28,015	30,745	24,850	29,900	34,295	19,460
Owned - Possédé .....	30,665	29,980	24,915	26,745	22,220	25,910	29,320	17,085
Rented - Loué .....	5,265	4,970	3,100	4,000	2,630	3,990	4,975	2,375
Kingston .....	4,125	3,705	3,485	3,550	2,875	3,620	3,905	2,320
Owned - Possédé .....	3,150	2,900	2,725	2,710	2,295	2,825	2,990	1,760
Rented - Loué .....	975	805	760	840	580	795	915	560
Kitchener .....	7,230	7,140	5,270	6,855	5,915	6,070	7,095	4,220
Owned - Possédé .....	6,320	6,250	4,820	6,035	5,335	5,415	6,205	3,780
Rented - Loué .....	910	890	450	820	580	655	890	440
London .....	16,790	16,575	11,975	14,895	12,435	14,330	16,230	9,290
Owned - Possédé .....	13,735	13,600	10,220	12,255	10,675	11,845	13,255	7,800
Rented - Loué .....	3,055	2,975	1,755	2,640	1,760	2,485	2,975	1,490
Oshawa .....	8,400	6,945	5,675	7,605	5,550	7,130	8,070	4,985
Owned - Possédé .....	7,245	6,025	5,020	6,610	4,935	6,175	6,970	4,365
Rented - Loué .....	1,155	920	655	995	615	955	1,100	620
Ottawa .....	21,195	19,250	16,060	18,180	14,565	19,010	20,075	12,315
Owned - Possédé .....	16,830	15,605	13,400	14,610	12,390	15,465	16,005	10,220
Rented - Loué .....	4,365	3,645	2,660	3,570	2,175	3,545	4,070	2,095
Peterborough .....	7,110	5,830	5,200	6,490	4,850	6,045	6,805	3,820
Owned - Possédé .....	5,715	4,750	4,310	5,235	4,105	5,025	5,480	3,140
Rented - Loué .....	1,395	1,080	890	1,255	745	1,020	1,325	680
Port Arthur .....	6,350	4,620	3,240	5,705	3,980	5,080	6,090	2,705
Owned - Possédé .....	5,405	3,985	2,880	4,895	3,570	4,395	5,210	2,375
Rented - Loué .....	945	635	360	810	410	685	880	330
St. Catharines .....	7,460	7,210	5,695	6,670	5,430	6,105	7,085	3,820
Owned - Possédé .....	5,825	5,730	4,710	5,280	4,495	4,890	5,520	3,005
Rented - Loué .....	1,635	1,480	985	1,390	935	1,215	1,565	815
Sarnia .....	6,810	6,485	5,025	6,295	4,870	5,770	6,485	4,185
Owned - Possédé .....	5,630	5,410	4,410	5,230	4,255	4,905	5,355	3,510
Rented - Loué .....	1,180	1,075	615	1,065	615	865	1,130	675
Sault Ste. Marie .....	5,325	4,245	3,520	4,920	3,285	4,625	4,995	2,710
Owned - Possédé .....	4,525	3,620	3,075	4,200	2,900	3,965	4,235	2,395
Rented - Loué .....	800	625	445	720	385	660	760	315
Sudbury .....	3,855	3,115	2,805	3,465	2,175	3,220	3,705	1,795
Owned - Possédé .....	2,935	2,450	2,275	2,695	1,805	2,525	2,820	1,435
Rented - Loué .....	920	665	530	770	370	695	885	360
Toronto .....	49,975	49,135	37,675	41,885	38,380	46,805	47,790	26,995
Owned - Possédé .....	42,935	42,490	33,750	36,365	34,140	40,525	41,170	23,955
Rented - Loué .....	7,040	6,645	3,925	5,520	4,240	6,280	6,620	3,040
Windsor .....	20,015	19,780	14,145	18,570	15,045	15,810	19,075	10,840
Owned - Possédé .....	14,825	14,730	11,385	13,890	11,960	12,095	14,075	8,355
Rented - Loué .....	5,190	5,050	2,760	4,680	3,085	3,715	5,000	2,485
<b>Manitoba</b> .....	<b>158,615</b>	<b>73,380</b>	<b>69,440</b>	<b>117,335</b>	<b>63,855</b>	<b>85,615</b>	<b>146,220</b>	<b>73,880</b>
Owned - Possédé .....	132,740	61,665	59,800	98,830	55,005	72,845	122,510	63,460
Rented - Loué .....	25,875	11,715	9,640	18,505	8,850	12,770	23,710	10,420
Rural - Rurale .....	77,920	12,075	20,085	48,140	15,165	29,810	68,265	39,620
Owned - Possédé .....	65,955	9,895	16,685	40,750	12,690	25,285	57,860	33,960
Rented - Loué .....	11,965	2,180	3,400	7,390	2,475	4,525	10,405	5,660
Urban - Urbaine .....	80,695	61,305	49,355	69,195	48,690	55,805	77,955	34,260
Owned - Possédé .....	66,785	51,770	43,115	58,080	42,315	47,560	64,650	29,500
Rented - Loué .....	13,910	9,535	6,240	11,115	6,375	8,245	13,305	4,760

TABLE 77. Single detached dwellings by tenure showing specified household facilities and conveniences, for provinces, rural, urban, and cities of 30,000 population and over, 1951 - Concluded

TABLEAU 77. Logements uniques (maisons seules) selon le mode d'occupation et possédant certaines commodités ménagères et de confort, provinces, régions rurales et urbaines, et cités de 30,000 et plus, 1951 - fin

Locality and tenure Localité et mode d'occupation	Total	Dwellings with: Logements pourvus de:						
		Electric or gas range Cuisinière électrique ou à gaz	Mechanical refrigeration Réfrigération mécanique	Powered washing machine Lessiveuse électrique	Electric vacuum cleaner Aspirateur électrique	Telephone Téléphone	Radio	Passenger automobile Automobile de tourisme
<b>Manitoba - Con.-fin</b>								
Winnipeg .....	36,270	32,290	24,895	31,410	24,940	29,205	35,415	15,260
Owned - Possédé .....	28,980	26,475	21,310	25,485	21,220	24,195	28,295	12,780
Rented - Loué .....	7,290	5,815	3,585	5,925	3,720	5,010	7,120	2,480
<b>Saskatchewan</b>	<b>192,100</b>	<b>27,465</b>	<b>37,340</b>	<b>130,040</b>	<b>45,270</b>	<b>92,355</b>	<b>176,740</b>	<b>97,855</b>
Owned - Possédé .....	153,655	22,355	30,460	103,855	36,895	74,745	141,570	79,415
Rented - Loué .....	38,445	5,110	6,880	26,185	8,375	17,610	35,170	18,440
Rural - Rurale .....	141,795	8,915	15,560	86,285	17,600	60,295	128,450	74,260
Owned - Possédé .....	114,645	7,210	12,805	69,650	14,650	49,250	103,970	60,395
Rented - Loué .....	27,150	1,705	2,755	16,635	2,950	11,045	24,480	13,865
Urban - Urbaine .....	50,305	18,550	21,780	43,755	27,670	32,060	48,290	23,595
Owned - Possédé .....	39,010	15,145	17,655	34,205	22,245	25,495	37,600	19,020
Rented - Loué .....	11,295	3,405	4,125	9,550	5,425	6,565	10,690	4,575
Regina .....	13,125	6,920	6,415	11,915	8,465	10,325	12,730	6,095
Owned - Possédé .....	10,035	5,640	5,205	9,205	6,730	7,980	9,745	4,880
Rented - Loué .....	3,090	1,280	1,210	2,710	1,735	2,345	2,985	1,215
Saskatoon .....	10,580	4,305	4,565	9,450	6,495	8,030	10,235	5,080
Owned - Possédé .....	8,510	3,705	3,860	7,610	5,365	6,615	8,270	4,230
Rented - Loué .....	2,070	600	705	1,840	1,130	1,415	1,965	850
<b>Alberta</b>	<b>204,000</b>	<b>83,325</b>	<b>66,445</b>	<b>148,730</b>	<b>73,140</b>	<b>79,210</b>	<b>187,190</b>	<b>103,650</b>
Owned - Possédé .....	163,795	67,520	55,685	121,560	61,330	65,940	151,455	85,240
Rented - Loué .....	40,205	15,805	10,760	27,170	11,810	13,270	35,735	18,410
Rural - Rurale .....	118,150	13,085	19,085	73,755	19,600	30,175	104,450	59,495
Owned - Possédé .....	95,460	10,260	15,490	60,640	16,240	24,970	85,190	48,775
Rented - Loué .....	22,690	2,825	3,595	13,115	3,360	5,205	19,260	10,720
Urban - Urbaine .....	85,850	70,240	47,360	74,975	53,540	49,035	82,740	44,155
Owned - Possédé .....	68,335	57,260	40,195	60,920	45,090	40,970	66,265	36,465
Rented - Loué .....	17,515	12,980	7,165	14,055	8,450	8,065	16,475	7,690
Calgary .....	22,070	21,595	14,455	19,875	17,370	17,315	21,680	12,285
Owned - Possédé .....	18,245	17,955	12,565	16,660	14,940	14,730	17,975	10,565
Rented - Loué .....	3,825	3,640	1,890	3,215	2,430	2,585	3,705	1,720
Edmonton .....	28,440	26,055	16,585	25,455	18,915	16,745	27,650	14,495
Owned - Possédé .....	23,055	21,410	14,255	20,965	16,145	14,245	22,480	12,100
Rented - Loué .....	5,385	4,645	2,330	4,490	2,770	2,500	5,170	2,395
<b>British Columbia</b>	<b>277,065</b>	<b>83,410</b>	<b>120,780</b>	<b>204,970</b>	<b>143,860</b>	<b>155,955</b>	<b>253,675</b>	<b>131,865</b>
Owned - Possédé .....	221,835	73,505	103,750	169,120	124,275	132,535	205,225	109,430
Rented - Loué .....	55,210	9,905	17,030	35,850	19,585	23,420	48,450	22,435
Rural - Rurale .....	100,065	9,505	27,970	62,440	30,280	27,420	85,725	44,775
Owned - Possédé .....	74,635	7,695	21,740	48,175	24,145	22,355	64,795	34,755
Rented - Loué .....	25,430	1,810	6,230	14,265	6,135	5,065	20,930	10,020
Urban - Urbaine .....	177,000	73,905	92,810	142,530	113,580	128,535	167,950	87,090
Owned - Possédé .....	147,220	65,810	82,010	120,945	100,130	110,180	140,430	74,675
Rented - Loué .....	29,780	8,095	10,800	21,585	13,450	18,355	27,520	12,415
Vancouver .....	68,485	38,295	38,150	56,095	47,235	56,250	65,515	32,335
Owned - Possédé .....	57,920	34,000	34,585	48,600	42,330	48,600	55,750	28,535
Rented - Loué .....	10,565	4,295	3,565	7,495	4,905	7,650	9,765	3,800
Victoria .....	9,960	3,575	4,155	6,885	6,820	8,040	9,610	4,630
Owned - Possédé .....	8,165	3,115	3,630	5,590	5,880	6,800	7,860	3,800
Rented - Loué .....	1,795	460	525	1,295	940	1,240	1,750	830

**TABLE 78. Single detached dwellings by tenure showing first year of occupancy by present household head, average number of rooms per dwelling and persons per household, for provinces, rural, urban, and cities of 30,000 population and over, 1951**

**TABLEAU 78. Logements uniques (maisons seules) selon le mode et la première année d'occupation par le chef de ménage actuel, et moyenne de pièces par logement et de personnes par ménage, provinces, régions rurales et urbaines, et cités de 30,000 et plus, 1951**

Locality and tenure Localité et mode d'occupation	Total	Year of occupancy Année d'occupation						Average number of: Moyenne de:	
		Before 1931 — Avant 1931	1931-40	1941-45	1946-47	1948-49	1950-51 <sup>1</sup>	Rooms per dwelling — Pièces par logement	Persons per household — Personnes par ménage
<b>CANADA</b> .....	<b>2, 275, 615</b>	<b>467, 700</b>	<b>319, 755</b>	<b>372, 470</b>	<b>307, 970</b>	<b>405, 550</b>	<b>402, 170</b>	<b>5. 6</b>	<b>4. 1</b>
Owned — Possédé.....	1, 898, 950	445, 715	285, 135	321, 750	263, 785	321, 200	261, 365	5. 8	4. 1
Rented — Loué.....	376, 665	21, 985	34, 620	50, 720	44, 185	84, 350	140, 805	5. 0	4. 1
Rural — Rurale.....	1, 131, 610	284, 100	172, 500	178, 420	153, 860	176, 475	166, 255	5. 6	4. 2
Owned — Possédé.....	957, 255	271, 740	159, 950	158, 000	132, 600	138, 260	96, 705	5. 7	4. 3
Rented — Loué.....	174, 355	12, 360	12, 550	20, 420	21, 260	38, 215	69, 550	4. 9	3. 8
Urban — Urbaine.....	1, 144, 005	183, 600	147, 255	194, 050	154, 110	229, 075	235, 915	5. 7	4. 0
Owned — Possédé.....	941, 695	173, 975	125, 185	163, 750	131, 185	182, 940	164, 660	5. 8	4. 0
Rented — Loué.....	202, 310	9, 625	22, 070	30, 300	22, 925	46, 135	71, 255	5. 2	4. 2
<b>Newfoundland</b> .....	<b>59, 340</b>	<b>20, 935</b>	<b>9, 760</b>	<b>9, 820</b>	<b>6, 515</b>	<b>7, 000</b>	<b>5, 310</b>	<b>5. 7</b>	<b>5. 0</b>
Owned — Possédé.....	55, 655	20, 550	9, 465	9, 275	6, 090	6, 205	4, 070	5. 7	5. 0
Rented — Loué.....	3, 685	385	295	545	425	795	1, 240	5. 5	5. 1
Rural — Rurale.....	39, 510	16, 110	5, 995	6, 385	4, 920	4, 080	2, 920	5. 6	4. 9
Owned — Possédé.....	38, 080	16, 015	5, 925	6, 170	3, 860	3, 755	2, 355	5. 6	5. 0
Rented — Loué.....	1, 430	--	--	215	160	325	565	5. 7	4. 7
Urban — Urbaine.....	19, 830	4, 825	3, 765	3, 435	2, 495	2, 920	2, 390	5. 7	5. 2
Owned — Possédé.....	17, 575	4, 535	3, 540	3, 105	2, 230	2, 450	1, 715	5. 8	5. 1
Rented — Loué.....	2, 255	290	225	330	265	470	675	5. 4	5. 3
St. John's.....	3, 560	650	540	615	480	635	640	6. 5	4. 9
Owned — Possédé.....	3, 030	620	505	565	430	495	415	6. 6	4. 8
Rented — Loué.....	530	--	--	--	--	140	225	5. 9	5. 0
<b>Prince Edward Island</b> .....	<b>18, 790</b>	<b>7, 540</b>	<b>2, 760</b>	<b>2, 310</b>	<b>2, 250</b>	<b>2, 030</b>	<b>1, 900</b>	<b>6. 8</b>	<b>4. 3</b>
Owned — Possédé.....	16, 815	7, 360	2, 550	2, 115	2, 030	1, 705	1, 055	6. 9	4. 3
Rented — Loué.....	1, 975	180	210	195	220	325	845	6. 1	4. 2
Rural — Rurale.....	15, 715	6, 865	2, 215	1, 905	1, 820	1, 545	1, 365	6. 9	4. 3
Owned — Possédé.....	14, 460	6, 720	2, 100	1, 800	1, 680	1, 370	790	6. 9	4. 3
Rented — Loué.....	1, 255	145	115	105	140	175	575	6. 0	4. 0
Urban — Urbaine.....	3, 075	675	545	405	430	485	535	6. 6	4. 4
Owned — Possédé.....	2, 355	640	450	315	350	335	265	6. 7	4. 4
Rented — Loué.....	720	--	--	--	--	150	270	6. 2	4. 6
<b>Nova Scotia</b> .....	<b>117, 245</b>	<b>37, 430</b>	<b>18, 570</b>	<b>16, 995</b>	<b>14, 220</b>	<b>16, 010</b>	<b>14, 020</b>	<b>6. 2</b>	<b>4. 2</b>
Owned — Possédé.....	102, 060	36, 225	17, 090	15, 145	12, 440	12, 710	8, 450	6. 4	4. 2
Rented — Loué.....	15, 185	1, 205	1, 480	1, 850	1, 780	3, 300	5, 570	5. 6	4. 2
Rural — Rurale.....	66, 120	25, 140	9, 855	8, 805	7, 805	8, 120	6, 395	6. 4	4. 1
Owned — Possédé.....	59, 755	24, 525	9, 325	8, 100	7, 015	6, 695	4, 095	6. 4	4. 1
Rented — Loué.....	6, 365	615	530	705	790	1, 425	2, 300	5. 7	4. 1
Urban — Urbaine.....	51, 125	12, 290	8, 715	8, 190	6, 415	7, 890	7, 625	6. 1	4. 4
Owned — Possédé.....	42, 305	11, 700	7, 765	7, 045	5, 425	6, 015	4, 355	6. 2	4. 4
Rented — Loué.....	8, 820	590	950	1, 145	990	1, 875	3, 270	5. 4	4. 3
Halifax.....	7, 765	1, 360	1, 450	1, 440	955	1, 210	1, 350	6. 3	4. 5
Owned — Possédé.....	6, 540	1, 275	1, 235	1, 280	815	1, 020	915	6. 4	4. 5
Rented — Loué.....	1, 225	--	215	160	140	190	435	5. 9	4. 8
Sydney.....	4, 125	905	765	910	455	575	515	6. 4	5. 0
Owned — Possédé.....	3, 630	865	720	820	380	475	370	6. 5	5. 0
Rented — Loué.....	495	--	--	--	--	100	145	6. 3	5. 1

1. Up to June 1, 1951. — Jusqu'au 1<sup>er</sup> juin 1951.

TABLE 78. Single detached dwellings by tenure showing first year of occupancy by present household head, average number of rooms per dwelling and persons per household, for provinces, rural, urban, and cities of 30,000 population and over, 1951 - Continued

TABLEAU 78. Logements uniques (maisons seules) selon le mode et la première année d'occupation par le chef de ménage actuel, et moyenne de pièces par logement et de personnes par ménage, provinces, régions rurales et urbaines, et cités de 30,000 et plus, 1951 - suite

Locality and tenure Localité et mode d'occupation	Total	Year of occupancy Année d'occupation						Average number of: Moyenne de:	
		Before 1931 Avant 1931	1931-40	1941-45	1946-47	1948-49	1950-51 <sup>1</sup>	Rooms per dwelling Pièces par logement	Persons per household Personnes par ménage
<b>New Brunswick</b> .....	<b>83,220</b>	<b>23,510</b>	<b>12,385</b>	<b>12,365</b>	<b>10,900</b>	<b>12,865</b>	<b>11,195</b>	<b>6.2</b>	<b>4.7</b>
Owned - Possédé .....	71,770	22,570	11,355	11,125	9,430	10,290	7,000	6.3	4.7
Rented - Loué .....	11,450	940	1,030	1,240	1,470	2,575	4,195	5.6	4.4
<b>Rural - Rurale</b> .....	<b>56,080</b>	<b>18,040</b>	<b>8,710</b>	<b>8,345</b>	<b>6,980</b>	<b>7,600</b>	<b>6,405</b>	<b>6.2</b>	<b>4.8</b>
Owned - Possédé .....	50,715	17,485	8,355	7,780	6,355	6,490	4,250	6.3	4.9
Rented - Loué .....	5,365	555	355	565	625	1,110	2,155	5.5	4.5
<b>Urban - Urbaine</b> .....	<b>27,140</b>	<b>5,470</b>	<b>3,675</b>	<b>4,020</b>	<b>3,920</b>	<b>5,265</b>	<b>4,790</b>	<b>6.3</b>	<b>4.3</b>
Owned - Possédé .....	21,055	5,085	3,000	3,345	3,075	3,800	2,750	6.4	4.3
Rented - Loué .....	6,085	385	675	675	845	1,465	2,040	5.7	4.4
<b>Saint John</b> .....	<b>1,420</b>	<b>280</b>	<b>185</b>	<b>205</b>	<b>225</b>	<b>275</b>	<b>250</b>	<b>6.6</b>	<b>4.3</b>
Owned - Possédé .....	795	230	--	130	105	130	105	7.1	4.3
Rented - Loué .....	625	--	--	--	120	145	145	5.8	4.3
<b>Québec</b> .....	<b>341,310</b>	<b>76,640</b>	<b>49,670</b>	<b>55,980</b>	<b>45,270</b>	<b>58,285</b>	<b>55,465</b>	<b>6.4</b>	<b>5.2</b>
Owned - Possédé .....	292,960	73,495	45,500	49,680	39,305	47,590	37,390	6.5	5.3
Rented - Loué .....	48,350	3,145	4,170	6,300	5,965	10,695	18,075	5.4	4.6
<b>Rural - Rurale</b> .....	<b>211,285</b>	<b>56,575</b>	<b>34,770</b>	<b>34,795</b>	<b>27,190</b>	<b>31,720</b>	<b>26,235</b>	<b>6.4</b>	<b>5.4</b>
Owned - Possédé .....	189,280	54,910	33,200	32,105	24,755	26,730	17,580	6.6	5.5
Rented - Loué .....	22,005	1,665	1,570	2,690	2,435	4,990	8,655	5.5	4.4
<b>Urban - Urbaine</b> .....	<b>130,025</b>	<b>20,065</b>	<b>14,900</b>	<b>21,185</b>	<b>18,080</b>	<b>26,565</b>	<b>29,230</b>	<b>6.3</b>	<b>4.9</b>
Owned - Possédé .....	103,680	18,585	12,300	17,575	14,550	20,860	19,810	6.5	5.0
Rented - Loué .....	26,345	1,480	2,600	3,610	3,530	5,705	9,420	5.4	4.8
<b>Hull</b> .....	<b>3,195</b>	<b>600</b>	<b>385</b>	<b>575</b>	<b>470</b>	<b>525</b>	<b>640</b>	<b>5.4</b>	<b>5.4</b>
Owned - Possédé .....	2,490	550	290	415	355	415	465	5.6	5.3
Rented - Loué .....	705	--	--	160	115	110	175	5.0	5.7
<b>Montréal</b> .....	<b>11,460</b>	<b>1,555</b>	<b>1,170</b>	<b>1,660</b>	<b>1,815</b>	<b>2,320</b>	<b>2,940</b>	<b>5.9</b>	<b>4.5</b>
Owned - Possédé .....	8,045	1,400	755	1,205	900	1,565	2,220	6.2	4.4
Rented - Loué .....	3,415	155	415	455	915	755	720	5.1	4.9
<b>Outremont</b> .....	<b>710</b>	<b>135</b>	<b>175</b>	<b>145</b>	<b>--</b>	<b>110</b>	<b>--</b>	<b>9.9</b>	<b>4.9</b>
Owned - Possédé .....	665	130	175	130	--	100	--	10.0	4.9
Rented - Loué .....	--	--	--	--	--	--	--	--	--
<b>Québec</b> .....	<b>2,620</b>	<b>370</b>	<b>310</b>	<b>510</b>	<b>385</b>	<b>525</b>	<b>520</b>	<b>7.0</b>	<b>5.5</b>
Owned - Possédé .....	2,110	325	220	410	310	445	400	7.3	5.5
Rented - Loué .....	510	--	--	100	--	--	120	5.6	5.3
<b>Sherbrooke</b> .....	<b>2,190</b>	<b>245</b>	<b>230</b>	<b>315</b>	<b>285</b>	<b>450</b>	<b>665</b>	<b>6.2</b>	<b>4.9</b>
Owned - Possédé .....	1,830	235	195	280	250	365	505	6.3	4.9
Rented - Loué .....	360	--	--	--	--	--	160	5.8	5.0
<b>Trois-Rivières</b> .....	<b>1,460</b>	<b>255</b>	<b>125</b>	<b>230</b>	<b>145</b>	<b>320</b>	<b>385</b>	<b>5.8</b>	<b>5.2</b>
Owned - Possédé .....	1,005	220	--	130	--	210	290	6.3	5.3
Rented - Loué .....	455	--	--	100	--	110	--	4.7	4.9
<b>Verdun</b> .....	<b>1,005</b>	<b>--</b>	<b>100</b>	<b>195</b>	<b>205</b>	<b>235</b>	<b>175</b>	<b>5.6</b>	<b>4.0</b>
Owned - Possédé .....	875	--	--	180	190	225	130	5.6	3.9
Rented - Loué .....	130	--	--	--	--	--	--	5.8	4.9
<b>Ontario</b> .....	<b>823,930</b>	<b>172,600</b>	<b>115,845</b>	<b>135,885</b>	<b>102,575</b>	<b>145,630</b>	<b>151,395</b>	<b>6.0</b>	<b>3.9</b>
Owned - Possédé .....	687,645	164,340	100,145	114,520	87,045	116,040	105,555	6.1	3.9
Rented - Loué .....	136,285	8,260	15,700	21,365	15,530	29,590	45,840	5.4	4.1
<b>Rural - Rurale</b> .....	<b>304,970</b>	<b>79,000</b>	<b>43,235</b>	<b>43,830</b>	<b>39,720</b>	<b>48,030</b>	<b>51,155</b>	<b>6.2</b>	<b>3.8</b>
Owned - Possédé .....	254,270	75,615	39,400	37,865	33,895	37,195	30,300	6.4	3.8
Rented - Loué .....	50,700	3,385	3,835	5,965	5,825	10,835	20,855	5.5	3.9
<b>Urban - Urbaine</b> .....	<b>518,960</b>	<b>93,600</b>	<b>72,610</b>	<b>92,055</b>	<b>62,855</b>	<b>97,600</b>	<b>100,240</b>	<b>5.9</b>	<b>3.9</b>
Owned - Possédé .....	433,375	88,725	60,745	76,655	53,150	78,845	75,255	6.0	3.9
Rented - Loué .....	85,585	4,875	11,865	15,400	9,705	18,755	24,985	5.4	4.3

1. Up to June 1, 1951. - Jusqu'au 1<sup>er</sup> juin 1951.



**TABLE 78. Single detached dwellings by tenure showing first year of occupancy by present household head, average number of rooms per dwelling and persons per household, for provinces, rural, urban, and cities of 30,000 population and over, 1951 - Continued**

**TABLEAU 78. Logements uniques (maisons seules) selon le mode et la première année d'occupation par le chef de ménage actuel, et moyenne de pièces par logement et de personnes par ménage, provinces, régions rurales et urbaines, et cités de 30,000 et plus, 1951 - suite**

Locality and tenure Localité et mode d'occupation	Total	Year of occupancy Année d'occupation						Average number of: Moyenne de:	
		Before 1931 Avant 1931	1931-40	1941-45	1946-47	1948-49	1950-51 <sup>1</sup>	Rooms per dwelling Pièces par logement	Persons per household Personnes par ménage
<b>Ontario - Con.-fin</b>									
Brantford .....	6,875	1,610	995	1,150	755	1,130	1,235	6.0	3.7
Owned - Possédé .....	5,375	1,495	790	855	570	820	845	6.1	3.6
Rented - Loué .....	1,500	115	205	295	185	310	390	5.5	4.0
Fort William .....	7,340	1,185	1,020	1,480	1,040	1,345	1,270	5.1	3.9
Owned - Possédé .....	6,205	1,175	960	1,320	935	1,085	730	5.1	3.8
Rented - Loué .....	1,135	--	--	160	105	260	540	4.7	4.1
Hamilton .....	35,930	6,940	5,230	7,545	3,785	6,045	6,385	5.8	4.0
Owned - Possédé .....	30,665	6,580	4,265	6,295	3,300	5,155	5,070	5.9	3.9
Rented - Loué .....	5,265	360	965	1,250	485	890	1,315	5.4	4.3
Kingston .....	4,125	825	765	610	450	805	670	6.6	3.9
Owned - Possédé .....	3,150	745	545	450	365	605	440	6.6	3.8
Rented - Loué .....	975	--	220	160	--	200	230	6.4	4.2
Kitchener .....	7,230	1,645	1,015	1,305	720	1,190	1,355	6.3	4.3
Owned - Possédé .....	6,320	1,585	905	1,155	595	955	1,125	6.3	4.2
Rented - Loué .....	910	--	110	150	125	235	230	5.7	4.8
London .....	16,790	3,750	2,625	2,700	1,940	2,945	2,830	6.0	3.8
Owned - Possédé .....	13,735	3,525	1,930	2,065	1,575	2,460	2,180	6.0	4.2
Rented - Loué .....	3,055	225	695	635	365	485	650	5.8	4.4
Oshawa .....	8,400	1,340	1,265	1,755	925	1,585	1,530	5.7	3.9
Owned - Possédé .....	7,245	1,255	1,100	1,530	800	1,295	1,265	5.8	3.9
Rented - Loué .....	1,155	--	165	225	125	290	265	5.5	4.2
Ottawa .....	21,195	4,245	2,780	3,410	2,765	3,730	4,265	6.3	4.3
Owned - Possédé .....	16,830	3,905	2,055	2,870	1,990	3,060	2,950	6.5	4.2
Rented - Loué .....	4,365	340	725	540	775	670	1,315	5.7	4.8
Peterborough .....	7,110	1,250	1,035	1,275	745	1,470	1,335	5.8	4.0
Owned - Possédé .....	5,715	1,195	765	1,035	655	1,110	955	5.9	4.0
Rented - Loué .....	1,395	--	270	240	--	360	380	5.4	4.3
Port Arthur .....	6,350	975	875	1,140	855	1,220	1,285	5.1	3.8
Owned - Possédé .....	5,405	920	850	1,065	745	995	830	5.2	3.8
Rented - Loué .....	945	--	--	--	110	225	455	4.7	4.1
St. Catharines .....	7,460	1,435	1,140	1,720	865	1,145	1,155	5.8	3.9
Owned - Possédé .....	5,825	1,330	930	1,280	700	815	770	5.9	3.8
Rented - Loué .....	1,635	105	210	440	165	330	385	5.2	4.2
Sarnia .....	6,810	1,125	720	1,295	740	1,455	1,475	5.5	3.9
Owned - Possédé .....	5,630	1,085	595	1,140	640	1,075	1,095	5.6	3.8
Rented - Loué .....	1,180	--	125	155	100	380	380	5.0	4.4
Sault Ste. Marie .....	5,325	1,310	810	1,015	610	850	730	5.8	4.4
Owned - Possédé .....	4,525	1,265	700	915	515	615	515	5.9	4.3
Rented - Loué .....	800	--	110	100	--	235	215	5.3	4.5
Sudbury .....	3,855	395	745	755	595	640	725	5.3	4.9
Owned - Possédé .....	2,935	370	615	620	460	430	440	5.5	4.9
Rented - Loué .....	920	--	130	135	135	210	285	4.9	4.8
Toronto .....	49,975	13,600	8,420	9,770	4,995	6,870	6,320	6.9	4.5
Owned - Possédé .....	42,935	13,025	6,705	8,045	4,325	5,795	5,040	7.0	4.4
Rented - Loué .....	7,040	575	1,715	1,725	670	1,075	1,280	6.3	5.1
Windsor .....	20,015	3,170	3,185	4,880	2,205	3,355	3,220	5.7	4.1
Owned - Possédé .....	14,825	3,005	2,555	3,635	1,620	1,880	2,130	6.0	4.0
Rented - Loué .....	5,190	165	630	1,245	585	1,475	1,090	5.1	4.4
<b>Manitoba</b>									
Owned - Possédé .....	158,615	28,650	22,975	28,255	23,705	29,570	25,460	5.0	3.9
Rented - Loué .....	132,740	27,265	20,860	24,755	20,240	23,265	16,355	5.0	3.9
Rural - Rurale .....	25,875	1,385	2,115	3,500	3,465	6,305	9,105	4.8	4.0
Owned - Possédé .....	77,920	16,020	13,905	14,695	11,475	12,175	9,650	4.8	3.9
Rented - Loué .....	65,955	15,105	12,860	13,040	9,865	9,520	5,565	4.8	4.0
Urban - Urbaine .....	11,965	915	1,045	1,655	1,610	2,655	4,085	4.8	3.7
Owned - Possédé .....	80,695	12,630	9,070	13,560	12,230	17,395	15,810	5.2	3.9
Rented - Loué .....	66,785	12,160	8,000	11,715	10,375	13,745	10,790	5.3	3.8
Owned - Possédé .....	13,910	470	1,070	1,845	1,855	3,650	5,020	4.9	4.3

1. Up to June 1, 1951. - Jusqu'au 1<sup>er</sup> juin 1951.

**TABLE 78. Single detached dwellings by tenure showing first year of occupancy by present household head, average number of rooms per dwelling and persons per household, for provinces, rural, urban, and cities of 30,000 population and over, 1951 - Concluded**

**TABLEAU 78. Logements uniques (maisons seules) selon le mode et la première année d'occupation par le chef de ménage actuel, et moyenne de pièces par logement et de personnes par ménage, provinces, régions rurales et urbaines, et cités de 30,000 et plus, 1951 - fin**

Locality and tenure Localité et mode d'occupation	Total	Year of occupancy Année d'occupation						Average number of: Moyenne de:	
		Before 1931 Avant 1931	1931-40	1941-45	1946-47	1948-49	1950-51 <sup>1</sup>	Rooms per dwelling — Pièces par logement	Persons per household — Personnes par ménage
<b>Manitoba - Con. - fin</b>									
Winnipeg.....	36,270	6,870	4,380	6,300	4,835	7,140	6,745	5.6	4.1
Owned - Possédé.....	28,960	6,630	3,735	5,280	3,795	5,315	4,225	5.7	3.9
Rented - Loué.....	7,290	240	645	1,020	1,040	1,825	2,520	5.2	4.6
<b>Saskatchewan.....</b>	<b>192,100</b>	<b>39,590</b>	<b>27,175</b>	<b>34,050</b>	<b>29,925</b>	<b>33,885</b>	<b>27,475</b>	<b>4.7</b>	<b>3.8</b>
Owned - Possédé.....	153,655	36,720	24,035	28,720	24,495	24,330	15,355	4.8	3.8
Rented - Loué.....	38,445	2,870	3,140	5,330	5,430	9,555	12,120	4.6	3.7
Rural - Rurale.....	141,795	34,230	22,445	25,080	21,285	22,135	16,620	4.7	3.8
Owned - Possédé.....	114,645	31,625	20,075	21,305	17,065	15,740	8,835	4.7	3.8
Rented - Loué.....	27,150	2,605	2,370	3,775	4,220	6,395	7,785	4.6	3.6
Urban - Urbaine.....	50,305	5,360	4,730	8,970	8,640	11,750	10,855	5.0	3.8
Owned - Possédé.....	39,010	5,095	3,960	7,415	7,430	8,590	6,520	5.1	3.7
Rented - Loué.....	11,295	265	770	1,555	1,210	3,160	4,335	4.6	4.0
Regina.....	13,125	1,565	1,265	2,410	2,115	3,010	2,760	5.0	4.0
Owned - Possédé.....	10,035	1,500	970	1,910	1,810	2,195	1,650	5.2	4.0
Rented - Loué.....	3,090	--	295	500	305	815	1,110	4.6	4.3
Saskatoon.....	10,580	1,165	1,005	1,775	1,960	2,315	2,360	5.2	3.8
Owned - Possédé.....	8,510	1,140	865	1,455	1,695	1,705	1,650	5.2	3.7
Rented - Loué.....	2,070	--	140	320	265	610	710	4.9	4.3
<b>Alberta.....</b>	<b>204,000</b>	<b>32,035</b>	<b>28,590</b>	<b>33,365</b>	<b>29,890</b>	<b>38,460</b>	<b>41,660</b>	<b>4.7</b>	<b>3.8</b>
Owned - Possédé.....	163,795	29,860	25,685	28,625	25,380	29,495	24,750	4.8	3.8
Rented - Loué.....	40,205	2,175	2,905	4,740	4,510	8,965	16,910	4.3	3.8
Rural - Rurale.....	118,150	22,400	20,045	20,085	17,190	19,450	18,980	4.4	3.8
Owned - Possédé.....	95,460	20,715	18,505	17,395	14,415	14,515	9,915	4.5	3.8
Rented - Loué.....	22,690	1,685	1,540	2,690	2,775	4,935	9,065	4.1	3.6
Urban - Urbaine.....	85,850	9,635	8,545	13,280	12,700	19,010	22,680	5.0	3.7
Owned - Possédé.....	68,335	9,145	7,180	11,230	10,965	14,980	14,835	5.1	3.7
Rented - Loué.....	17,515	490	1,365	2,050	1,735	4,030	7,845	4.6	4.0
Calgary.....	22,070	3,380	2,190	3,275	3,250	4,465	5,510	5.3	3.7
Owned - Possédé.....	18,245	3,230	1,675	2,750	2,835	3,550	4,205	5.3	3.6
Rented - Loué.....	3,825	150	515	525	415	915	1,305	5.0	4.2
Edmonton.....	28,440	2,745	2,645	4,535	4,065	6,345	8,105	5.2	3.9
Owned - Possédé.....	23,055	2,600	2,225	3,795	3,505	5,210	5,720	5.2	3.9
Rented - Loué.....	5,385	145	420	740	560	1,135	2,385	4.8	4.2
<b>British Columbia.....</b>	<b>277,065</b>	<b>28,770</b>	<b>32,025</b>	<b>43,445</b>	<b>42,720</b>	<b>61,815</b>	<b>68,290</b>	<b>4.8</b>	<b>3.4</b>
Owned - Possédé.....	221,855	27,330	28,450	37,790	37,330	49,570	41,385	4.9	3.4
Rented - Loué.....	55,210	1,440	3,575	5,655	5,390	12,245	26,905	4.2	3.5
Rural - Rurale.....	100,065	9,720	11,325	14,495	16,375	21,620	26,530	4.3	3.4
Owned - Possédé.....	74,635	9,025	10,205	12,440	13,695	16,250	13,020	4.4	3.4
Rented - Loué.....	25,430	695	1,120	2,055	2,680	5,370	13,510	3.7	3.3
Urban - Urbaine.....	177,000	19,050	20,700	28,950	26,345	40,195	41,760	5.1	3.5
Owned - Possédé.....	147,220	18,305	18,245	25,350	23,635	33,320	28,365	5.2	3.4
Rented - Loué.....	29,780	745	2,455	3,600	2,710	6,875	13,395	4.6	3.7
Vancouver.....	68,485	8,670	9,115	11,885	9,500	14,420	14,895	5.4	3.6
Owned - Possédé.....	57,920	8,320	7,790	10,460	8,505	12,235	10,610	5.4	3.5
Rented - Loué.....	10,565	350	1,325	1,425	995	2,185	4,285	5.2	4.1
Victoria.....	9,960	1,655	1,175	1,560	1,265	2,015	2,290	5.5	3.5
Owned - Possédé.....	8,165	1,590	1,010	1,400	1,115	1,635	1,415	5.6	3.4
Rented - Loué.....	1,795	--	165	160	150	380	875	5.2	4.1

1. Up to June 1, 1951. - Jusqu' au 1<sup>er</sup> juin 1951.

TABLE 79. Single detached tenant-occupied non-farm dwellings by monthly rent, for provinces, rural, urban, and cities of 30,000 population and over, 1951

TABLEAU 79. Logements uniques (maisons seules) non agricoles occupés par des locataires, selon le loyer mensuel, provinces, régions rurales et urbaines, et cités de 30,000 et plus, 1951

Locality — Localité	Total	Monthly rent — Loyer mensuel									
		No rent paid — Aucun loyer payé	\$1-14	\$15-19	\$20-24	\$25-29	\$30-39	\$40-49	\$50-59	\$60-69	\$70 +
<b>CANADA</b> .....	<b>321,320</b>	<b>42,385</b>	<b>49,675</b>	<b>30,720</b>	<b>34,165</b>	<b>39,155</b>	<b>57,620</b>	<b>31,210</b>	<b>15,725</b>	<b>8,860</b>	<b>11,805</b>
Rural — Rurale .....	120,350	29,730	35,445	15,525	12,120	9,470	8,955	4,855	2,180	1,035	1,035
Urban — Urbaine .....	200,970	12,655	14,230	15,195	22,045	29,685	48,665	26,355	13,545	7,825	10,770
<b>Newfoundland</b> .....	<b>3,605</b>	<b>980</b>	<b>1,040</b>	<b>340</b>	<b>350</b>	<b>190</b>	<b>215</b>	<b>255</b>	<b>--</b>	<b>--</b>	<b>110</b>
Rural — Rurale .....	1,370	635	330	--	105	--	--	--	--	--	--
Urban — Urbaine .....	2,235	345	710	250	245	120	180	190	--	--	--
St John's .....	530	--	--	--	--	--	--	120	--	--	--
<b>Prince Edward Island</b> .....	<b>1,655</b>	<b>305</b>	<b>300</b>	<b>105</b>	<b>160</b>	<b>--</b>	<b>175</b>	<b>265</b>	<b>105</b>	<b>110</b>	<b>--</b>
Rural — Rurale .....	935	255	240	--	--	--	--	140	--	--	--
Urban — Urbaine .....	720	--	--	--	105	--	145	125	--	--	--
<b>Nova Scotia</b> .....	<b>14,065</b>	<b>2,410</b>	<b>2,920</b>	<b>1,525</b>	<b>1,810</b>	<b>1,205</b>	<b>1,655</b>	<b>1,045</b>	<b>610</b>	<b>420</b>	<b>465</b>
Rural — Rurale .....	5,250	1,620	1,610	610	510	315	230	135	100	--	--
Urban — Urbaine .....	8,815	790	1,310	915	1,300	890	1,425	910	510	375	390
Halifax .....	1,225	--	--	--	--	130	170	205	155	120	210
Sydney .....	495	--	--	--	--	--	--	--	--	--	--
<b>New Brunswick</b> .....	<b>10,520</b>	<b>1,720</b>	<b>2,725</b>	<b>1,105</b>	<b>1,140</b>	<b>990</b>	<b>1,275</b>	<b>1,015</b>	<b>255</b>	<b>185</b>	<b>110</b>
Rural — Rurale .....	4,505	1,305	1,900	485	290	220	135	110	--	--	--
Urban — Urbaine .....	6,015	415	825	620	850	770	1,140	905	230	165	--
Saint John .....	625	--	--	--	140	130	--	--	--	--	--
<b>Québec</b> .....	<b>44,560</b>	<b>6,000</b>	<b>8,140</b>	<b>5,675</b>	<b>5,730</b>	<b>6,110</b>	<b>6,675</b>	<b>3,045</b>	<b>1,530</b>	<b>670</b>	<b>985</b>
Rural — Rurale .....	18,435	4,040	5,830	2,660	1,985	1,505	1,390	505	320	--	105
Urban — Urbaine .....	26,125	1,960	2,310	3,015	3,745	4,605	5,285	2,540	1,210	575	880
Hull .....	705	--	--	--	130	135	165	--	--	--	--
Montréal .....	3,395	185	125	310	590	810	755	220	135	--	205
Outremont .....	--	--	--	--	--	--	--	--	--	--	--
Québec .....	510	--	--	--	--	--	--	--	--	--	--
Sherbrooke .....	360	--	--	--	--	--	--	--	--	--	--
Trois-Rivières .....	455	--	105	--	--	--	--	--	--	--	--
Verdun .....	130	--	--	--	--	--	--	--	--	--	--
<b>Ontario</b> .....	<b>120,300</b>	<b>12,605</b>	<b>13,235</b>	<b>9,535</b>	<b>12,615</b>	<b>16,595</b>	<b>24,910</b>	<b>13,905</b>	<b>7,050</b>	<b>4,130</b>	<b>5,720</b>
Rural — Rurale .....	35,255	7,880	8,995	4,020	3,735	3,370	3,150	2,115	980	500	510
Urban — Urbaine .....	85,045	4,725	4,240	5,515	8,880	13,225	21,760	11,790	6,070	3,630	5,210
Brantford .....	1,500	--	--	--	210	250	560	115	--	--	--
Port William .....	1,135	--	--	--	--	195	390	145	--	--	--
Hamilton .....	5,260	165	--	275	445	1,050	1,375	820	475	230	360
Kingston .....	975	135	--	--	--	135	155	110	120	--	110
Kitchener .....	910	--	--	--	--	100	260	235	--	--	--
London .....	3,055	120	--	120	415	425	690	540	265	205	230
Oshawa .....	1,145	--	--	--	130	200	285	130	105	--	--
Ottawa .....	4,350	130	--	140	340	565	1,010	650	485	315	635
Peterborough .....	1,395	--	--	--	--	210	515	180	105	--	--
Port Arthur .....	945	--	--	--	135	110	290	145	--	--	--
St. Catharines .....	1,635	--	--	--	--	500	495	215	140	--	--
Sarnia .....	1,180	--	--	--	--	175	455	--	110	--	--
Sault Ste. Marie .....	790	--	--	--	--	115	220	190	--	--	--
Sudbury .....	920	--	--	--	--	--	175	180	165	--	--
Toronto .....	7,040	320	--	125	485	745	1,405	1,155	810	675	1,275
Windsor .....	5,185	145	--	125	415	1,125	2,055	620	250	185	205
<b>Manitoba</b> .....	<b>20,770</b>	<b>2,685</b>	<b>3,120</b>	<b>1,665</b>	<b>2,450</b>	<b>2,715</b>	<b>4,165</b>	<b>1,895</b>	<b>985</b>	<b>480</b>	<b>610</b>
Rural — Rurale .....	6,970	1,915	2,355	855	580	330	285	370	165	--	--
Urban — Urbaine .....	13,800	770	765	810	1,870	2,385	3,880	1,525	820	415	560
Winnipeg .....	7,290	210	125	290	1,130	1,310	2,040	955	545	260	425
<b>Saskatchewan</b> .....	<b>24,295</b>	<b>4,325</b>	<b>6,130</b>	<b>3,170</b>	<b>2,420</b>	<b>2,220</b>	<b>3,775</b>	<b>1,220</b>	<b>625</b>	<b>225</b>	<b>185</b>
Rural — Rurale .....	13,015	3,620	5,060	1,980	1,165	615	440	--	--	--	--
Urban — Urbaine .....	11,280	705	1,070	1,190	1,255	1,605	3,335	1,140	595	205	180
Regina .....	3,090	--	145	315	270	385	1,115	395	185	--	110
Saskatoon .....	2,070	120	160	140	230	330	615	230	140	--	--
<b>Alberta</b> .....	<b>29,280</b>	<b>4,085</b>	<b>4,910</b>	<b>3,100</b>	<b>2,520</b>	<b>2,855</b>	<b>5,145</b>	<b>2,455</b>	<b>1,495</b>	<b>895</b>	<b>1,820</b>
Rural — Rurale .....	11,835	3,030	3,740	1,935	1,060	795	820	320	--	--	--
Urban — Urbaine .....	17,445	1,055	1,170	1,165	1,460	2,060	4,325	2,135	1,435	840	1,800
Calgary .....	3,815	185	155	210	275	435	815	450	330	255	705
Edmonton .....	5,370	140	175	180	280	560	1,465	700	610	360	900

TABLE 79. Single detached tenant-occupied non-farm dwellings by monthly rent, for provinces, rural, urban, and cities of 30,000 population and over, 1951 - Concluded

TABLEAU 79. Logements uniques (maisons seules) non agricoles occupés par des locataires, selon le loyer mensuel, provinces, régions rurales et urbaines, et cités de 30,000 et plus, 1951 - fin

Locality Localité	Total	Monthly rent Loyer mensuel									
		No rent paid Aucun loyer payé	\$1-14	\$15-19	\$20-24	\$25-29	\$30-39	\$40-49	\$50-59	\$60-69	\$70 +
British Columbia .....	52,270	7,270	7,155	4,500	4,970	6,185	9,630	6,110	3,000	1,690	1,760
Rural - Rurale .....	22,780	5,430	5,385	2,855	2,635	2,230	2,440	1,015	450	145	195
Urban - Urbaine .....	29,490	1,840	1,770	1,645	2,335	3,955	7,190	5,095	2,550	1,545	1,565
Vancouver .....	10,555	520	350	415	675	1,040	2,590	2,250	1,100	735	880
Victoria .....	1,795	--	--	--	145	200	460	390	170	125	135

TABLE 80. Single detached owner-occupied non-farm dwellings showing the number with and without mortgages, for provinces, rural, urban, and cities of 30,000 population and over, 1951

TABLEAU 80. Logements uniques (maisons seules) non agricoles occupés par leurs propriétaires et nombre de logements hypothéqués et non hypothéqués, provinces, régions rurales et urbaines, et cités de 30,000 et plus, 1951

Locality Localité	Total	Dwellings reporting: Logements:			Locality Localité	Total	Dwellings reporting: Logements:		
		No mortgage	First mortgage only	First and second mortgages			No mortgage	First mortgage only	First and second mortgages
		Non hypo- théqués	Première hypothèque seulement	Première et deuxième hypothèques			Non hypo- théqués	Première hypothèque seulement	Première et deuxième hypothèques
<b>Ontario - Con.-fin</b>									
CANADA .....	1,348,720	953,810	368,115	26,795	Brantford .....	5,370	3,360	1,935	--
Rural - Rurale .....	418,320	365,810	50,935	1,575	Fort William .....	6,205	4,515	1,605	--
Urban - Urbaine .....	930,400	588,000	317,180	25,220	Hamilton .....	30,635	15,785	13,420	1,430
Newfoundland .....	52,345	51,015	1,300	--	Kingston .....	3,135	1,855	1,215	--
Rural - Rurale .....	35,335	35,295	--	--	Kitchener .....	6,310	3,420	2,690	200
Urban - Urbaine .....	17,010	15,720	1,260	--	London .....	13,735	7,690	5,620	425
St. John's .....	3,020	2,115	900	--	Oshawa .....	7,175	4,250	2,775	150
Prince Edward Island ..	7,000	5,545	1,440	--	Ottawa .....	16,680	7,955	7,920	805
Rural - Rurale .....	4,695	3,900	785	--	Peterborough .....	5,715	2,900	2,575	240
Urban - Urbaine .....	2,305	1,645	655	--	Port Arthur .....	5,405	3,615	1,755	--
Nova Scotia .....	78,355	64,560	13,455	340	St. Catharines .....	5,820	3,485	2,205	130
Rural - Rurale .....	36,500	33,900	2,555	--	Sarnia .....	5,580	2,885	2,655	--
Urban - Urbaine .....	41,855	30,660	10,900	295	Sault Ste. Marie .....	4,510	3,295	1,185	--
Halifax .....	6,540	3,055	3,420	--	Sudbury .....	2,935	1,770	1,035	130
Sydney .....	3,630	2,470	1,130	--	Toronto .....	42,910	22,495	17,595	2,820
New Brunswick .....	46,105	39,135	6,875	--	Windsor .....	14,815	9,285	5,300	230
Rural - Rurale .....	25,710	23,705	1,990	--	Manitoba .....	87,695	62,295	24,140	1,260
Urban - Urbaine .....	20,395	15,430	4,885	--	Rural - Rurale .....	21,740	20,610	1,100	--
Saint John .....	785	590	195	--	Urban - Urbaine .....	65,955	41,685	23,040	1,230
Québec .....	176,090	128,710	46,400	980	Winnipeg .....	28,980	17,855	10,560	565
Rural - Rurale .....	74,515	62,490	11,755	270	Saskatchewan .....	71,925	64,275	7,570	--
Urban - Urbaine .....	101,575	66,220	34,645	710	Rural - Rurale .....	33,025	32,025	970	--
Hull .....	2,475	1,705	765	--	Urban - Urbaine .....	38,900	32,250	6,600	--
Montréal .....	7,975	4,065	3,800	110	Regina .....	10,020	7,380	2,605	--
Outremont .....	665	490	170	--	Saskatoon .....	8,510	6,365	2,135	--
Québec .....	2,110	1,270	815	--	Alberta .....	91,645	69,845	21,540	260
Sherbrooke .....	1,815	920	870	--	Rural - Rurale .....	24,135	22,925	1,200	--
Trois-Rivières .....	1,000	610	390	--	Urban - Urbaine .....	67,510	46,920	20,340	250
Verdun .....	875	290	585	--	Calgary .....	18,195	11,145	6,955	--
Ontario .....	544,180	333,255	189,205	21,720	Edmonton .....	22,880	13,430	9,350	100
Rural - Rurale .....	114,360	89,585	23,765	1,010	British Columbia .....	193,380	135,175	56,190	2,015
Urban - Urbaine .....	429,820	243,670	165,440	20,710	Rural - Rurale .....	48,305	41,375	6,775	155
					Urban - Urbaine .....	145,075	93,800	49,415	1,860
					Vancouver .....	57,905	34,860	21,950	1,095
					Victoria .....	8,160	5,200	2,780	180

TABLE 81. Number and percentage of apartments and flats, for provinces and cities of 30,000 population and over, 1941 and 1951

TABLEAU 81. Nombre et proportion d'appartements et de plain-pied, provinces et cités de 30.000 et plus, 1941 et 1951

Locality — Localité	1951			1941			Increase 1941-1951 — Augmentation 1941-1951			
	Total occupied dwellings — Total, logements occupés	Apartments and flats — Appartements et plain-pied		Total occupied dwellings — Total, logements occupés	Apartments and flats — Appartements et plain-pied		Total occupied dwellings — Total, logements occupés		Apartments and flats — Appartements et plain-pied	
		Number — Nombre	Per cent of total — Pour cent du total		Number — Nombre	Per cent of total — Pour cent du total	Number — Nombre	Per cent — Pour cent	Number — Nombre	Per cent — Pour cent
<b>CANADA<sup>1</sup></b> .....	<b>3,338,315</b>	<b>881,245</b>	<b>26.4</b>	<b>2,573,155</b>	<b>534,912</b>	<b>20.8</b>	<b>765,160</b>	<b>29.7</b>	<b>346,333</b>	<b>64.7</b>
Newfoundland .....	70,980	4,320	6.1	62,293 <sup>2</sup>	2,539 <sup>2</sup>	4.1 <sup>2</sup>	8,687 <sup>2</sup>	13.9 <sup>2</sup>	1,781 <sup>2</sup>	70.1 <sup>2</sup>
St. John's .....	10,570	2,725	25.8	8,095 <sup>2</sup>	949 <sup>2</sup>	11.7 <sup>2</sup>	2,475 <sup>2</sup>	30.6 <sup>2</sup>	1,776 <sup>2</sup>	187.1 <sup>2</sup>
Prince Edward Island .....	22,455	1,730	7.7	20,079	688	3.4	2,376	11.8	1,042	151.5
Nova Scotia .....	149,555	19,800	13.2	123,184	12,980	10.5	26,371	21.4	6,820	52.5
Halifax .....	18,710	8,805	47.1	13,520	5,597	41.4	5,190	38.4	3,208	57.3
Sydney .....	6,325	1,625	25.7	5,279	1,424	27.0	1,046	19.8	201	14.1
New Brunswick .....	114,010	21,380	18.8	91,881	16,900	18.4	22,129	24.1	4,480	26.5
Saint John .....	13,180	10,655	80.8	11,858	9,967	84.1	1,322	11.1	688	6.9
Québec .....	858,785	480,215	55.9	644,529	294,024	45.6	214,256	33.2	186,191	63.3
Hull .....	9,325	5,785	62.0	6,091	1,729	28.4	3,234	53.1	4,056	234.6
Montréal .....	247,485	227,555	91.9	198,844	177,989	89.5	48,641	24.5	49,566	27.8
Outremont .....	7,420	5,820	78.4	6,919	5,149	74.4	501	7.2	671	13.0
Québec .....	34,970	30,900	88.4	26,895	22,055	82.0	8,075	30.0	8,845	40.1
Sherbrooke .....	11,545	9,130	79.1	7,563	5,893	77.9	3,982	52.7	3,237	54.9
Trois-Rivières .....	9,530	7,385	77.5	7,376	5,031	68.2	2,154	29.2	2,354	46.8
Verdun .....	19,805	18,580	93.8	16,026	15,105	94.3	3,779	23.6	3,475	23.0
Ontario .....	1,181,125	219,360	18.6	909,394	137,802	15.2	271,731	29.9	81,558	59.2
Brantford .....	10,375	2,775	26.7	8,191	1,632	19.9	2,184	26.7	1,143	70.0
Fort William .....	9,300	1,710	18.4	6,360	1,036	16.3	2,940	46.2	674	65.1
Hamilton .....	55,340	14,960	27.0	39,915	8,554	21.4	15,425	38.6	6,406	74.9
Kingston .....	8,710	2,695	30.9	6,538	1,284	19.6	2,172	33.2	1,411	109.9
Kitchener .....	11,570	3,730	32.2	8,463	2,242	26.5	3,107	36.7	1,488	66.4
London .....	26,385	8,415	31.9	20,227	4,464	22.1	6,158	30.4	3,951	88.5
Oshawa .....	11,225	2,395	21.3	6,315	814	12.9	4,910	77.8	1,581	194.2
Ottawa .....	48,965	19,415	39.7	32,355	12,586	38.9	16,610	51.3	6,829	54.3
Peterborough .....	10,020	2,025	20.2	6,014	1,129	18.8	4,006	66.6	896	79.4
Port Arthur .....	8,425	1,390	16.5	5,352	749	14.0	3,073	57.4	641	85.6
St. Catharines .....	10,380	2,385	23.0	7,444	1,407	18.9	2,936	39.4	978	69.5
Sarnia .....	9,380	2,115	22.5	5,009	826	16.5	4,371	87.3	1,289	156.1
Sault Ste. Marie .....	7,855	2,255	28.7	5,934	1,665	28.1	1,921	32.4	590	35.4
Sudbury .....	9,450	4,525	47.9	7,130	3,030	42.5	2,320	32.5	1,495	49.3
Toronto .....	157,175	46,700	29.7	147,180	36,524	24.8	9,995	6.8	10,176	27.9
Windsor .....	31,815	9,545	30.0	25,231	8,284	32.8	6,584	26.1	1,261	15.2
Manitoba .....	202,400	36,090	17.8	163,655	19,518	11.9	38,745	23.7	16,572	84.9
Winnipeg .....	64,630	26,215	40.6	48,796	14,425	29.6	15,834	32.4	11,790	81.7
Saskatchewan .....	221,455	19,705	8.9	207,173	10,884	5.3	14,282	6.9	8,821	81.0
Regina .....	19,160	5,450	28.4	12,982	3,072	23.7	6,178	47.6	2,378	77.4
Saskatoon .....	14,980	4,135	27.6	10,347	2,029	19.6	4,633	44.8	2,106	103.8
Alberta .....	250,750	37,085	14.8	193,246	16,877	8.7	57,504	29.8	20,208	119.7
Calgary .....	37,710	15,020	39.8	21,758	6,392	29.4	15,952	73.3	8,628	135.0
Edmonton .....	42,925	13,270	30.9	23,087	5,831	25.3	19,838	85.9	7,439	127.6
British Columbia .....	337,780	45,880	13.6	220,014	25,239	11.5	117,766	53.5	20,641	81.8
Vancouver .....	101,330	28,420	28.0	70,718	15,390	21.8	30,612	43.3	13,030	84.7
Victoria .....	15,790	4,840	30.7	11,442	2,646	23.1	4,348	38.0	2,194	82.9

1. Totals for Canada do not include the province of Newfoundland, or the Yukon and Northwest Territories. — Terre-Neuve, le Yukon et les territoires du Nord-Ouest ne sont pas compris dans les totaux pour le Canada.

2. Based on the 1945 Census of Newfoundland. — D'après le recensement de Terre-Neuve de 1945.

TABLE 82. Apartments and flats by number of dwelling units in structure showing specified dwelling attributes, household facilities and conveniences, for provinces and cities of 30,000 population and over, 1951

TABLEAU 82. Appartements et plain-pied selon le nombre d'unités de logement dans l'édifice et possédant certains attributs de logement et certaines commodités ménagères et de confort, provinces et cités de 30,000 et plus, 1951

Dwelling units per structure Unités de logement par édifice	Total	Average number of rooms per dwelling Moyenne de pièces par logement	Dwellings in need of major repair Logements ayant besoin de réparations importantes	Dwellings with: Logements pourvus de:								
				Furnace heating <sup>1</sup> Chauffage par fournaise <sup>1</sup>	Flush toilet (exclusive use) Toilettes avec chasse d'eau (usage exclusif)	Electric or gas range Cuisinière électrique ou à gaz	Mechanical refrigeration Réfrigération mécanique	Powered washing machine Lessiveuse mécanique	Electric vacuum cleaner Aspirateur électrique	Telephone Téléphone	Radio	Passenger automobile Auto-mobile de tourisme
<b>CANADA</b> .....	<b>885,565</b>	<b>4.4</b>	<b>98,505</b>	<b>474,040</b>	<b>743,710</b>	<b>624,790</b>	<b>509,370</b>	<b>585,460</b>	<b>374,845</b>	<b>595,635</b>	<b>839,820</b>	<b>270,735</b>
1 unit - unité .....	38,220	4.8	3,895	21,680	29,730	24,790	21,795	26,305	17,285	25,540	35,575	16,110
2-3 units - unités .....	482,670	4.8	57,235	223,280	403,390	304,345	259,770	358,745	199,625	317,780	458,890	153,580
4-5 " " .....	146,670	4.3	18,330	67,910	126,850	105,650	80,020	100,565	58,135	97,210	139,315	41,105
6-10 " " .....	112,725	4.0	12,985	63,120	95,520	91,345	66,135	66,070	45,450	77,005	107,030	29,405
11-20 " " .....	53,350	3.5	3,685	47,500	44,270	49,425	39,435	20,450	26,120	38,260	50,035	15,395
21 units and over - unités et plus	51,930	3.2	2,375	50,550	43,950	49,235	42,215	13,325	28,230	39,840	48,975	15,140
<b>Newfoundland</b> .....	<b>4,320</b>	<b>4.3</b>	<b>495</b>	<b>970</b>	<b>2,545</b>	<b>790</b>	<b>855</b>	<b>2,235</b>	<b>530</b>	<b>2,165</b>	<b>3,900</b>	<b>745</b>
1 unit - unité .....	265	5.1	--	--	150	--	--	130	--	125	220	--
2-3 units - unités .....	2,650	4.1	390	185	1,230	145	210	1,215	150	1,345	2,405	395
4-5 " " .....	660	4.4	--	165	520	--	140	380	--	215	610	--
6-10 " " .....	310	4.8	--	145	270	125	130	195	--	165	275	--
11-20 " " .....	305	4.0	--	285	285	280	230	220	115	195	270	--
21 units and over - unités et plus	130	4.4	--	130	--	125	--	--	--	120	120	--
<b>St. John's</b> .....	<b>2,725</b>	<b>4.2</b>	<b>350</b>	<b>315</b>	<b>1,530</b>	<b>245</b>	<b>300</b>	<b>1,285</b>	<b>255</b>	<b>1,450</b>	<b>2,425</b>	<b>460</b>
1 unit - unité .....	120	4.5	--	--	110	--	--	--	--	--	--	--
2-3 units - unités .....	2,175	4.1	315	110	1,050	--	120	1,005	125	1,180	1,975	320
4-5 " " .....	275	4.6	--	--	225	--	--	110	--	110	265	--
6-10 " " .....	--	--	--	--	--	--	--	--	--	--	--	--
11-20 " " .....	--	--	--	--	--	--	--	--	--	--	--	--
21 units and over - unités et plus	--	--	--	--	--	--	--	--	--	--	--	--
<b>Prince Edward Island</b> .....	<b>1,730</b>	<b>4.5</b>	<b>195</b>	<b>1,210</b>	<b>1,200</b>	<b>720</b>	<b>805</b>	<b>965</b>	<b>680</b>	<b>1,235</b>	<b>1,630</b>	<b>725</b>
1 unit - unité .....	200	4.8	--	120	135	--	105	110	--	130	180	--
2-3 units - unités .....	990	4.8	--	695	660	375	400	600	400	730	940	425
4-5 " " .....	330	3.7	--	220	225	135	145	140	125	205	300	115
6-10 " " .....	160	4.2	--	125	130	--	105	--	--	125	160	--
11-20 " " .....	--	--	--	--	--	--	--	--	--	--	--	--
21 units and over - unités et plus	--	--	--	--	--	--	--	--	--	--	--	--
<b>Nova Scotia</b> .....	<b>19,800</b>	<b>4.5</b>	<b>3,465</b>	<b>10,405</b>	<b>13,660</b>	<b>6,695</b>	<b>8,410</b>	<b>11,220</b>	<b>6,050</b>	<b>13,645</b>	<b>18,420</b>	<b>5,725</b>
1 unit - unité .....	1,850	4.9	185	1,025	1,425	540	895	1,260	700	1,270	1,725	630
2-3 units - unités .....	12,060	4.7	1,945	5,955	8,350	3,355	5,085	7,055	3,895	8,545	11,325	3,550
4-5 " " .....	3,025	4.3	645	1,465	1,970	1,070	1,140	1,525	720	1,985	2,750	820
6-10 " " .....	1,815	3.6	455	1,095	1,170	890	750	905	470	1,105	1,650	455
11-20 " " .....	750	3.4	175	565	515	540	375	310	170	500	680	195
21 units and over - unités et plus	300	2.9	--	300	230	300	165	165	--	240	290	--
<b>Halifax</b> .....	<b>8,805</b>	<b>4.3</b>	<b>1,790</b>	<b>4,740</b>	<b>5,890</b>	<b>3,625</b>	<b>3,645</b>	<b>3,990</b>	<b>2,525</b>	<b>6,635</b>	<b>8,080</b>	<b>2,340</b>
1 unit - unité .....	385	4.4	--	255	350	210	175	205	115	300	360	105
2-3 units - unités .....	5,150	4.6	915	2,450	3,645	1,680	2,215	2,440	1,675	4,110	4,775	1,425
4-5 " " .....	1,440	4.1	320	765	825	625	475	530	310	1,030	1,290	385
6-10 " " .....	1,115	3.5	310	695	595	560	450	520	255	680	1,000	240
11-20 " " .....	460	3.2	155	320	255	295	170	155	--	285	405	120
21 units and over - unités et plus	255	2.9	--	255	220	255	160	140	--	230	250	--
<b>Sydney</b> .....	<b>1,625</b>	<b>5.0</b>	<b>290</b>	<b>810</b>	<b>1,270</b>	<b>500</b>	<b>765</b>	<b>1,185</b>	<b>570</b>	<b>1,225</b>	<b>1,585</b>	<b>505</b>
1 unit - unité .....	215	5.7	--	115	170	--	--	160	--	175	200	--
2-3 units - unités .....	1,000	5.1	150	535	820	330	495	745	385	775	990	350
4-5 " " .....	220	4.6	--	--	135	--	--	155	--	140	210	--
6-10 " " .....	160	4.0	--	--	125	--	--	105	--	110	155	--
11-20 " " .....	--	--	--	--	--	--	--	--	--	--	--	--
21 units and over - unités et plus	--	--	--	--	--	--	--	--	--	--	--	--

1. Includes central heating. - Comprend le chauffage central.

TABLE 82. Apartments and flats by number of dwelling units in structure showing specified dwelling attributes, household facilities and conveniences, for provinces and cities of 30,000 population and over, 1951 - Continued

TABLEAU 82. Appartements et plain-pied selon le nombre d'unités de logement dans l'édifice et possédant certains attributs de logement et certaines commodités ménagères et de confort, provinces et cités de 30,000 et plus, 1951 - suite

Dwelling units per structure Unités de logement par édifice	Total	Average number of rooms per dwelling Moyenne de pièces par logement	Dwellings in need of major repair Logements ayant besoin de réparations importantes	Dwellings with: Logements pourvus de:									
				Furnace heating <sup>1</sup> Chauffage par fournaise <sup>1</sup>	Flush toilet (exclusive use) Toilettes avec chasse d'eau exclusif	Electric or gas range Cuisinière électrique ou à gaz	Mechanical refrigeration Réfrigération mécanique	Powered washing machine Lessiveuse mécanique	Electric vacuum cleaner Aspirateur électrique	Telephone Téléphone	Radio	Passenger automobile Auto-mobille de tourisme	
<b>New Brunswick</b> .....	<b>21,380</b>	<b>5.1</b>	<b>3,635</b>	<b>8,270</b>	<b>18,420</b>	<b>7,475</b>	<b>8,140</b>	<b>14,155</b>	<b>7,805</b>	<b>14,285</b>	<b>19,935</b>	<b>6,495</b>	
1 unit - unité.....	1,285	5.2	120	570	990	345	605	960	500	790	1,170	570	
2-3 units - unités.....	13,645	5.4	2,260	4,570	11,830	3,930	4,840	9,490	5,230	9,240	12,825	4,225	
4-5 " ".....	3,775	4.5	855	1,470	3,240	1,515	1,345	2,250	1,160	2,400	3,450	960	
6-10 " ".....	2,060	4.4	335	1,160	1,815	1,165	950	1,150	660	1,420	1,915	525	
11-20 " ".....	470	3.7	--	300	405	405	300	205	175	325	435	130	
21 units and over - unités et plus	145	4.0	--	110	140	115	100	100	--	110	140	--	
<b>Saint John</b> .....	<b>10,655</b>	<b>5.3</b>	<b>1,925</b>	<b>3,025</b>	<b>9,995</b>	<b>2,755</b>	<b>3,340</b>	<b>6,265</b>	<b>3,805</b>	<b>7,170</b>	<b>9,880</b>	<b>2,825</b>	
1 unit - unité.....	205	5.5	--	--	200	--	--	135	--	135	175	--	
2-3 units - unités.....	6,820	5.6	1,130	1,435	6,550	1,315	1,975	4,305	2,580	4,625	6,360	1,945	
4-5 " ".....	2,140	4.7	540	680	1,930	600	615	1,155	660	1,345	1,960	475	
6-10 " ".....	1,350	4.5	215	745	1,200	680	620	655	440	970	1,270	295	
11-20 " ".....	135	3.5	--	100	110	100	--	--	--	--	110	--	
21 units and over - unités et plus	--	--	--	--	--	--	--	--	--	--	--	--	
<b>Québec</b> .....	<b>480,215</b>	<b>4.8</b>	<b>56,660</b>	<b>174,640</b>	<b>453,390</b>	<b>304,320</b>	<b>269,230</b>	<b>353,670</b>	<b>188,085</b>	<b>328,125</b>	<b>460,760</b>	<b>116,590</b>	
1 unit - unité.....	9,595	5.8	1,370	3,640	8,265	4,820	4,840	7,140	3,425	5,930	8,945	2,900	
2-3 units - unités.....	277,185	5.1	34,910	84,850	261,030	151,300	146,395	222,635	105,335	182,820	265,535	69,535	
4-5 " ".....	90,265	4.6	10,495	28,170	87,280	61,540	49,215	68,360	34,735	62,070	86,970	21,150	
6-10 " ".....	65,465	4.4	7,715	24,475	62,220	50,780	37,890	43,550	25,360	47,500	63,110	13,250	
11-20 " ".....	23,440	3.8	1,600	19,890	21,485	21,950	18,485	8,665	11,235	18,015	22,375	5,770	
21 units and over - unités et plus	14,265	3.6	570	13,615	13,110	13,930	12,405	3,320	7,995	11,790	13,825	3,985	
<b>Hull</b> .....	<b>5,785</b>	<b>4.3</b>	<b>700</b>	<b>2,170</b>	<b>5,330</b>	<b>3,390</b>	<b>2,720</b>	<b>4,820</b>	<b>1,285</b>	<b>3,425</b>	<b>5,535</b>	<b>1,470</b>	
1 unit - unité.....	--	--	--	--	--	--	--	--	--	--	--	--	
2-3 units - unités.....	3,890	4.3	485	1,175	3,575	2,045	1,800	3,310	800	2,295	3,725	1,010	
4-5 " ".....	1,185	4.0	150	505	1,090	775	485	960	225	650	1,125	300	
6-10 " ".....	525	4.6	--	325	495	405	330	420	175	345	505	105	
11-20 " ".....	135	3.9	--	135	125	130	--	--	--	100	135	--	
21 units and over - unités et plus	--	--	--	--	--	--	--	--	--	--	--	--	
<b>Montréal</b> .....	<b>227,555</b>	<b>4.7</b>	<b>24,065</b>	<b>96,620</b>	<b>220,025</b>	<b>200,955</b>	<b>138,860</b>	<b>149,060</b>	<b>97,540</b>	<b>174,860</b>	<b>218,850</b>	<b>53,265</b>	
1 unit - unité.....	3,395	5.5	410	1,440	3,280	2,880	1,910	2,375	1,260	2,585	3,185	880	
2-3 units - unités.....	110,015	5.2	12,125	39,155	107,865	95,570	64,245	81,735	49,130	86,685	106,055	27,225	
4-5 " ".....	48,770	4.6	5,065	16,000	45,790	40,695	26,465	33,105	18,870	34,755	45,020	10,980	
6-10 " ".....	39,185	4.3	4,880	14,850	37,170	34,475	22,915	23,715	13,975	28,445	37,585	7,140	
11-20 " ".....	16,810	3.7	1,150	14,305	15,390	16,110	13,360	5,745	8,010	13,025	16,030	4,025	
21 units and over - unités et plus	11,380	3.5	435	10,870	10,530	11,225	9,965	2,385	6,295	9,365	10,975	3,015	
<b>Outremont</b> .....	<b>5,820</b>	<b>5.8</b>	<b>325</b>	<b>5,530</b>	<b>5,745</b>	<b>5,775</b>	<b>5,060</b>	<b>3,020</b>	<b>4,165</b>	<b>5,595</b>	<b>5,710</b>	<b>2,060</b>	
1 unit - unité.....	--	--	--	--	--	--	--	--	--	--	--	--	
2-3 units - unités.....	3,285	6.5	220	3,025	3,245	3,245	2,660	2,050	2,505	3,125	3,215	1,295	
4-5 " ".....	280	5.9	--	270	280	280	245	160	175	280	280	--	
6-10 " ".....	650	5.6	--	645	645	645	600	295	370	630	640	145	
11-20 " ".....	1,140	4.5	--	1,130	1,120	1,140	1,095	365	780	1,120	1,110	315	
21 units and over - unités et plus	435	4.5	--	435	425	435	435	135	310	410	435	195	
<b>Québec</b> .....	<b>30,900</b>	<b>4.9</b>	<b>3,575</b>	<b>12,665</b>	<b>29,900</b>	<b>16,505</b>	<b>16,795</b>	<b>21,635</b>	<b>11,035</b>	<b>23,935</b>	<b>30,160</b>	<b>6,540</b>	
1 unit - unité.....	490	6.1	--	220	465	270	280	355	170	385	480	175	
2-3 units - unités.....	17,690	5.2	2,165	5,790	17,430	8,235	9,180	13,405	6,210	13,690	17,285	3,760	
4-5 " ".....	6,190	4.7	720	2,585	5,990	3,430	3,360	4,205	2,070	4,750	6,030	1,155	
6-10 " ".....	5,070	4.5	470	2,820	4,740	3,290	3,055	3,210	2,135	4,005	4,945	1,190	
11-20 " ".....	830	3.7	--	665	685	710	455	355	215	585	800	125	
21 units and over - unités et plus	630	3.7	--	585	590	570	465	105	235	520	620	135	
<b>Sherbrooke</b> .....	<b>9,130</b>	<b>4.4</b>	<b>945</b>	<b>3,790</b>	<b>8,925</b>	<b>5,335</b>	<b>5,430</b>	<b>7,535</b>	<b>4,065</b>	<b>6,950</b>	<b>8,695</b>	<b>2,640</b>	
1 unit - unité.....	--	--	--	--	--	--	--	--	--	--	--	--	
2-3 units - unités.....	4,545	4.8	420	1,730	4,470	2,380	2,655	4,010	2,080	3,480	4,350	1,385	
4-5 " ".....	2,050	4.2	305	730	2,010	1,175	1,190	1,705	865	1,485	1,950	585	
6-10 " ".....	1,765	4.1	180	765	1,735	1,110	1,065	1,425	860	1,400	1,685	465	
11-20 " ".....	465	3.4	--	355	450	410	360	240	170	370	425	120	
21 units and over - unités et plus	230	2.7	--	170	185	200	115	100	--	160	225	--	

1. Includes central heating. - Comprend le chauffage central.

TABLE 82. Apartments and flats by number of dwelling units in structure showing specified dwelling attributes, household facilities and conveniences, for provinces and cities of 30,000 population and over, 1951 - Continued

TABLEAU 82. Appartements et plain-pied selon le nombre d'unités de logement dans l'édifice et possédant certains attributs de logement et certaines commodités ménagères et de confort, provinces et cités de 30,000 et plus, 1951 - suite

Dwelling units per structure Unités de logement par édifice	Total	Average number of rooms per dwelling Moyenne de pièces par logement	Dwellings in need of major repair Logements ayant besoin de réparations importantes	Dwellings with: Logements pourvus de:								
				Furnace heating <sup>1</sup> Chauffage par fournaise <sup>1</sup>	Flush toilet (exclusive use) Toilettes avec chasse d'eau (usage exclusif)	Electric or gas range Cuisinière électrique ou à gaz	Mechanical refrigeration Réfrigération mécanique	Powered washing machine Lessiveuse mécanique	Electric vacuum cleaner Aspirateur électrique	Telephone Téléphone	Radio	Passenger automobile Auto-mobile de tourisme
<b>Québec - Con. - fin</b>												
Trois-Rivières .....	7,385	4.9	475	1,860	7,235	2,545	3,490	6,540	3,240	5,440	7,245	1,550
1 unit - unité .....	--	--	--	--	--	--	--	--	--	--	--	--
2-3 units - unités .....	4,710	5.1	330	1,085	4,625	1,445	2,230	4,300	2,090	3,440	4,625	920
4-5 " " .....	1,435	4.5	--	400	1,415	545	655	1,245	625	1,105	1,410	365
6-10 " " .....	1,065	4.5	--	260	1,040	440	465	880	415	765	1,035	195
11-20 " " .....	135	3.6	--	105	115	110	105	--	--	--	135	--
21 units and over - unités et plus	--	--	--	--	--	--	--	--	--	--	--	--
Verdun .....	18,580	4.7	1,255	3,665	18,395	17,005	10,955	13,895	10,405	15,920	18,140	4,835
1 unit - unité .....	195	5.5	--	--	195	180	140	155	135	195	195	--
2-3 units - unités .....	6,595	5.1	465	1,855	6,535	5,960	4,070	5,075	3,840	5,735	6,430	1,825
4-5 " " .....	5,750	4.5	320	1,100	5,660	5,405	3,420	4,140	3,300	4,960	5,620	1,575
6-10 " " .....	5,835	4.4	445	620	5,800	5,315	3,250	4,400	3,095	4,900	5,705	1,345
11-20 " " .....	205	3.4	--	--	205	145	--	125	--	130	190	--
21 units and over - unités et plus	--	--	--	--	--	--	--	--	--	--	--	--
<b>Ontario</b>												
1 unit - unité .....	16,125	4.7	1,260	11,170	13,825	14,010	11,025	11,045	8,655	12,285	15,165	7,800
2-3 units - unités .....	117,585	4.4	11,730	82,205	85,530	101,520	74,375	78,080	57,285	82,310	110,245	52,865
4-5 " " .....	30,560	3.9	3,800	22,605	24,205	27,500	20,035	18,745	14,280	21,130	28,490	12,470
6-10 " " .....	24,260	3.7	2,480	20,640	20,045	22,975	17,415	12,700	11,825	16,855	22,785	9,540
11-20 " " .....	12,870	3.5	785	12,070	11,290	12,550	10,555	5,660	6,960	9,520	12,045	4,725
21 units and over - unités et plus	17,960	3.2	580	17,895	16,810	17,605	16,295	4,775	10,270	14,790	17,135	6,405
Brantford .....	2,775	3.9	225	1,875	2,060	2,655	1,615	1,935	1,425	1,900	2,515	1,080
1 unit - unité .....	--	--	--	--	--	--	--	--	--	--	--	--
2-3 units - unités .....	1,940	4.1	175	1,320	1,440	1,865	1,105	1,440	1,070	1,365	1,765	760
4-5 " " .....	410	3.5	--	240	290	390	230	260	165	255	370	140
6-10 " " .....	215	3.4	--	140	165	205	115	110	--	130	195	--
11-20 " " .....	--	--	--	--	--	--	--	--	--	--	--	--
21 units and over - unités et plus	100	3.8	--	100	--	--	--	--	--	--	--	--
Fort William .....	1,710	3.8	260	1,490	1,145	1,410	1,095	1,245	945	1,300	1,595	670
1 unit - unité .....	--	--	--	--	--	--	--	--	--	--	--	--
2-3 units - unités .....	790	4.3	145	655	505	620	450	595	380	570	720	270
4-5 " " .....	295	3.5	--	250	225	250	195	210	170	230	270	130
6-10 " " .....	275	3.4	--	255	165	220	185	165	165	210	265	100
11-20 " " .....	115	2.7	--	115	--	--	--	--	--	--	115	--
21 units and over - unités et plus	175	2.9	--	175	145	175	135	155	140	165	175	115
Hamilton .....	14,960	3.9	865	13,520	11,555	14,795	10,860	7,770	7,475	10,755	14,120	6,315
1 unit - unité .....	715	4.5	--	595	625	710	530	420	360	575	680	305
2-3 units - unités .....	7,725	4.2	455	6,765	5,215	7,620	5,185	4,595	3,840	5,385	7,325	3,370
4-5 " " .....	1,750	3.6	140	1,540	1,325	1,735	1,105	800	705	1,245	1,575	725
6-10 " " .....	2,205	3.5	175	2,090	1,905	2,180	1,710	870	1,070	1,610	2,085	845
11-20 " " .....	1,595	3.5	--	1,580	1,525	1,580	1,375	760	930	1,115	1,515	710
21 units and over - unités et plus	970	3.3	--	970	960	970	955	325	570	825	940	360
Kingston .....	2,695	4.0	295	2,335	2,245	2,515	2,170	1,560	1,215	1,990	2,545	1,205
1 unit - unité .....	125	4.8	--	105	115	115	--	--	--	105	115	--
2-3 units - unités .....	1,445	4.2	150	1,210	1,195	1,345	1,110	930	650	1,045	1,365	640
4-5 " " .....	610	3.7	--	555	515	570	485	300	230	405	575	295
6-10 " " .....	415	3.5	--	375	340	400	395	225	220	360	390	190
11-20 " " .....	--	--	--	--	--	--	--	--	--	--	--	--
21 units and over - unités et plus	--	--	--	--	--	--	--	--	--	--	--	--
Kitchener .....	3,730	3.9	355	3,495	2,945	3,655	2,455	2,565	1,975	2,310	3,495	1,520
1 unit - unité .....	--	--	--	--	--	--	--	--	--	--	--	--
2-3 units - unités .....	1,920	4.3	155	1,790	1,455	1,870	1,215	1,465	1,060	1,235	1,785	870
4-5 " " .....	495	3.6	--	425	365	480	305	340	250	230	465	155
6-10 " " .....	550	3.4	--	525	460	550	385	335	290	325	535	205
11-20 " " .....	400	3.1	--	400	305	395	245	220	170	240	365	155
21 units and over - unités et plus	305	3.4	--	305	300	305	270	160	165	235	290	100

1. Includes central heating. - Comprend le chauffage central.



**TABLE 82. Apartments and flats by number of dwelling units in structure showing specified dwelling attributes, household facilities and conveniences, for provinces and cities of 30,000 population and over, 1951 - Continued**

**TABLEAU 82. Appartements et plain-pied selon le nombre d'unités de logement dans l'édifice et possédant certains attributs de logement et certaines commodités ménagères et de confort, provinces et cités de 30,000 et plus, 1951 - suite**

Dwelling units per structure Unités de logement par édifice	Total	Average number of rooms per dwelling Moyenne de pièces par logement	Dwellings in need of major repair Logements ayant besoin de réparations importantes	Dwellings with: Logements pourvus de:								
				Furnace heating <sup>1</sup> Chauffage par fournaise <sup>1</sup>	Flush toilet (exclusive use) Toilettes avec chasse d'eau (usage exclusif)	Electric or gas range Cuisinière électrique ou à gaz	Mechanical refrigeration Réfrigération mécanique	Powered washing machine Lessiveuse mécanique	Electric vacuum cleaner Aspirateur électrique	Telephone Téléphone	Radio	Passenger automobile Auto-mobile de tourisme
<b>Ontario - Con. - suite</b>												
London .....	8,415	3.9	565	7,100	7,115	8,235	5,820	4,735	4,245	5,525	8,020	3,770
1 unit - unité .....	255	4.5	--	190	240	250	135	170	150	175	235	--
2-3 units - unités .....	4,985	4.1	370	4,050	4,240	4,890	3,310	3,220	2,700	3,340	4,795	2,475
4-5 " " .....	1,305	3.5	--	1,100	1,060	1,270	865	660	515	810	1,255	505
6-10 " " .....	1,230	3.5	--	1,145	1,045	1,205	990	465	610	770	1,120	490
11-20 " " .....	295	3.2	--	290	235	290	225	125	140	195	290	--
21 units and over - unités et plus	345	3.0	--	325	295	330	295	--	130	235	325	115
Oshawa .....	2,395	4.1	270	2,075	1,455	2,165	1,560	1,675	1,285	1,800	2,260	1,240
1 unit - unité .....	--	--	--	--	--	--	--	--	--	--	--	--
2-3 units - unités .....	1,680	4.3	160	1,420	870	1,475	1,060	1,205	870	1,275	1,575	905
4-5 " " .....	335	3.3	--	280	260	310	190	225	170	245	315	165
6-10 " " .....	130	3.3	--	130	--	130	--	--	--	--	125	--
11-20 " " .....	155	3.5	--	155	155	155	145	125	120	135	150	--
21 units and over - unités et plus	--	--	--	--	--	--	--	--	--	--	--	--
Ottawa .....	19,415	4.2	1,795	16,570	17,145	17,990	15,175	11,255	9,920	16,175	18,480	7,640
1 unit - unité .....	790	4.4	--	645	695	725	545	500	365	650	760	315
2-3 units - unités .....	8,160	4.5	710	6,385	6,725	7,295	5,990	5,745	4,105	6,880	7,835	3,570
4-5 " " .....	2,840	4.3	350	2,425	2,595	2,585	2,135	1,735	1,425	2,445	2,735	1,090
6-10 " " .....	3,765	4.1	345	3,450	3,540	3,650	3,175	2,085	2,050	3,235	3,600	1,345
11-20 " " .....	2,025	3.5	160	1,830	1,800	1,975	1,660	760	940	1,395	1,820	645
21 units and over - unités et plus	1,835	3.4	145	1,835	1,790	1,760	1,670	430	1,035	1,570	1,730	675
Peterborough .....	2,025	4.2	235	1,455	1,395	1,775	1,405	1,340	980	1,410	1,865	785
1 unit - unité .....	110	4.9	--	--	110	105	--	--	--	--	105	--
2-3 units - unités .....	1,335	4.3	140	905	850	1,140	895	930	655	940	1,250	555
4-5 " " .....	250	4.4	--	210	185	220	175	170	125	170	215	105
6-10 " " .....	225	3.1	--	175	170	205	165	120	100	155	195	--
11-20 " " .....	--	--	--	--	--	--	--	--	--	--	--	--
21 units and over - unités et plus	--	--	--	--	--	--	--	--	--	--	--	--
Port Arthur .....	1,390	3.9	165	1,265	1,030	1,215	825	930	715	990	1,305	565
1 unit - unité .....	--	--	--	--	--	--	--	--	--	--	--	--
2-3 units - unités .....	820	4.2	110	710	620	695	455	630	450	580	770	365
4-5 " " .....	210	3.6	--	200	140	190	125	140	105	150	185	--
6-10 " " .....	185	3.1	--	185	115	175	115	--	--	120	185	--
11-20 " " .....	--	--	--	--	--	--	--	--	--	--	--	--
21 units and over - unités et plus	--	--	--	--	--	--	--	--	--	--	--	--
St. Catharines .....	2,385	4.1	330	1,990	2,130	2,350	1,705	1,420	1,295	1,455	2,155	960
1 unit - unité .....	--	--	--	--	--	--	--	--	--	--	--	--
2-3 units - unités .....	1,370	4.4	150	1,175	1,245	1,360	950	890	765	850	1,245	530
4-5 " " .....	550	3.8	120	420	475	530	385	305	260	325	480	270
6-10 " " .....	265	3.2	--	220	215	260	190	115	145	150	240	--
11-20 " " .....	--	--	--	--	--	--	--	--	--	--	--	--
21 units and over - unités et plus	--	--	--	--	--	--	--	--	--	--	--	--
Sarnia .....	2,115	4.2	235	1,435	1,760	2,050	1,335	1,495	1,130	1,535	1,925	1,020
1 unit - unité .....	--	--	--	--	--	--	--	--	--	--	--	--
2-3 units - unités .....	1,585	4.4	185	1,120	1,340	1,535	1,015	1,210	875	1,185	1,460	805
4-5 " " .....	220	3.9	--	--	180	210	115	115	--	145	195	--
6-10 " " .....	140	3.3	--	115	--	140	--	--	--	--	135	--
11-20 " " .....	--	--	--	--	--	--	--	--	--	--	--	--
21 units and over - unités et plus	--	--	--	--	--	--	--	--	--	--	--	--
Sault Ste. Marie .....	2,255	4.4	350	1,665	1,630	1,835	1,425	1,675	935	1,740	2,105	825
1 unit - unité .....	--	--	--	--	--	--	--	--	--	--	--	--
2-3 units - unités .....	1,630	4.6	240	1,145	1,160	1,305	1,025	1,270	650	1,260	1,530	585
4-5 " " .....	265	3.9	--	215	175	220	165	180	105	200	245	135
6-10 " " .....	180	3.6	--	150	125	160	120	110	--	140	165	--
11-20 " " .....	--	--	--	--	--	--	--	--	--	--	--	--
21 units and over - unités et plus	--	--	--	--	--	--	--	--	--	--	--	--

1 Includes central heating. - Comprend le chauffage central.

TABLE 82. Apartments and flats by number of dwelling units in structure showing specified dwelling attributes, household facilities and conveniences, for provinces and cities of 30,000 population and over, 1951 - Continued

TABLEAU 82. Appartements et plain-pied selon le nombre d'unités de logement dans l'édifice et possédant certains attributs de logement et certaines commodités ménagères et de confort, provinces et cités de 30,000 et plus, 1951 - suite

Dwelling units per structure Unités de logement par édifice	Total	Average number of rooms per dwelling Moyenne de pièces par logement	Dwellings in need of major repair Logements ayant besoin de réparations importantes	Dwellings with: Logements pourvus de:								
				Furnace heating <sup>1</sup> Chauffage par fournaise <sup>1</sup>	Flush toilet (exclusive use) Toilettes avec chasse d'eau exclusif	Electric or gas range Cuisinière électrique ou à gaz	Mechanical refrigeration Réfrigération mécanique	Powered washing machine Lesseuseuse mécanique	Electric vacuum cleaner Aspirateur électrique	Telephone Téléphone	Radio	Passenger automobile Auto-mobile de tourisme
<b>Ontario - Con. - fin</b>												
Sudbury .....	4,525	3.6	595	3,475	3,480	3,705	2,775	3,275	1,835	3,075	4,270	1,715
1 unit - unité .....	--	--	--	--	--	--	--	--	--	--	--	--
2-3 units - unités .....	2,405	3.6	320	1,750	1,740	1,910	1,350	1,815	940	1,565	2,250	930
4-5 " " .....	810	3.3	125	595	600	640	440	580	240	515	775	270
6-10 " " .....	775	3.6	--	695	655	695	545	540	435	570	720	330
11-20 " " .....	425	3.8	--	390	395	395	360	250	190	335	415	155
21 units and over - unités et plus .....	--	--	--	--	--	--	--	--	--	--	--	--
Toronto .....	46,700	4.2	3,375	44,810	38,670	45,910	34,820	22,180	25,610	39,535	43,930	16,955
1 unit - unité .....	4,690	4.6	375	4,400	4,425	4,545	3,120	2,585	2,380	3,880	4,320	1,925
2-3 units - unités .....	19,685	4.7	1,550	18,750	14,680	19,390	13,540	11,570	10,935	16,605	18,410	7,730
4-5 " " .....	5,835	4.1	555	5,555	4,615	5,730	4,115	2,925	3,215	4,890	5,500	2,195
6-10 " " .....	4,405	3.8	440	4,105	3,400	4,310	2,895	1,875	2,180	3,510	4,130	1,430
11-20 " " .....	3,415	3.6	125	3,335	3,115	3,395	2,975	1,220	2,025	2,975	3,245	1,045
21 units and over - unités et plus .....	8,670	3.1	330	8,665	8,435	8,540	8,175	2,005	4,875	7,675	8,325	2,630
Windsor .....	9,545	3.9	1,230	6,535	7,915	9,400	5,700	6,140	4,975	5,565	8,825	3,860
1 unit - unité .....	290	4.7	--	155	265	290	170	190	115	160	265	135
2-3 units - unités .....	4,680	4.5	515	2,910	4,055	4,650	2,680	3,630	2,500	2,695	4,355	2,095
4-5 " " .....	1,660	3.8	320	980	1,245	1,655	880	1,090	800	915	1,525	670
6-10 " " .....	1,255	3.2	240	890	845	1,215	660	665	530	610	1,135	425
11-20 " " .....	655	3.5	--	635	585	650	530	315	445	470	595	235
21 units and over - unités et plus .....	1,005	2.6	--	965	920	940	780	250	585	715	950	300
<b>Manitoba</b>												
Manitoba .....	36,090	3.6	3,140	31,750	21,520	29,665	22,145	17,980	17,060	22,400	34,200	10,145
1 unit - unité .....	1,840	4.3	190	1,245	935	1,145	1,035	1,135	830	1,025	1,730	800
2-3 units - unités .....	15,830	4.0	1,545	13,250	7,565	12,170	8,575	10,265	6,830	9,255	15,040	4,880
4-5 " " .....	4,245	3.3	645	3,410	1,930	3,195	1,960	2,085	1,510	1,955	3,900	1,060
6-10 " " .....	3,150	3.1	350	2,885	1,695	2,680	1,770	1,280	1,170	1,735	2,940	715
11-20 " " .....	4,080	3.3	250	4,020	3,235	3,780	2,990	1,485	2,325	2,915	3,880	1,085
21 units and over - unités et plus .....	6,945	3.1	160	6,940	6,160	6,695	5,815	1,730	4,395	5,515	6,710	1,605
Winnipeg .....	26,215	3.5	1,970	24,010	16,965	22,900	16,465	11,505	12,525	17,570	24,790	6,490
1 unit - unité .....	500	4.0	--	450	380	420	270	240	245	310	455	150
2-3 units - unités .....	11,080	4.0	960	9,675	5,715	9,170	6,125	6,765	4,735	7,070	10,535	3,080
4-5 " " .....	2,870	3.2	440	2,330	1,270	2,155	1,155	1,205	885	1,370	2,605	630
6-10 " " .....	2,120	3.1	200	1,975	1,285	1,895	1,165	765	780	1,290	1,950	440
11-20 " " .....	3,050	3.3	195	2,990	2,410	2,830	2,140	975	1,680	2,185	2,880	680
21 units and over - unités et plus .....	6,595	3.1	125	6,590	5,905	6,430	5,610	1,555	4,200	5,345	6,365	1,510
<b>Saskatchewan</b>												
Saskatchewan .....	19,705	3.3	2,160	16,760	8,135	12,110	9,580	11,720	8,865	11,725	18,670	7,300
1 unit - unité .....	2,135	4.3	245	1,270	690	965	1,035	1,630	1,020	1,250	2,015	1,125
2-3 units - unités .....	7,495	4.0	905	5,930	3,140	4,370	3,410	5,535	3,520	4,565	7,205	3,200
4-5 " " .....	2,310	3.1	345	2,045	850	1,420	1,020	1,310	920	1,360	2,230	775
6-10 " " .....	2,320	2.6	330	2,115	865	1,395	965	1,060	765	1,205	2,140	710
11-20 " " .....	2,025	2.6	200	1,980	835	1,525	1,035	860	880	1,170	1,910	595
21 units and over - unités et plus .....	3,420	2.3	135	3,420	1,755	2,435	2,115	1,325	1,760	2,175	3,170	895
Regina .....	5,450	3.1	570	5,170	2,510	3,875	3,010	3,030	2,815	3,835	5,165	1,770
1 unit - unité .....	270	3.1	--	260	160	230	180	190	165	205	260	125
2-3 units - unités .....	1,580	4.2	175	1,400	575	1,085	730	1,200	835	1,150	1,535	570
4-5 " " .....	590	3.1	--	550	110	360	210	270	220	355	555	215
6-10 " " .....	780	2.5	130	740	265	425	340	330	275	440	715	225
11-20 " " .....	715	2.5	100	705	330	555	410	315	345	465	690	175
21 units and over - unités et plus .....	1,515	2.4	--	1,515	1,070	1,220	1,140	725	975	1,220	1,410	460

1. Includes central heating. - Comprend le chauffage central.

TABLE 82. Apartments and flats by number of dwelling units in structure showing specified dwelling attributes, household facilities and conveniences, for provinces and cities of 30,000 population and over, 1951 - Concluded

TABLEAU 82. Appartements et plain-pied selon le nombre d'unités de logement dans l'édifice et possédant certains attributs de logement et certaines commodités ménagères et de confort, provinces et cités de 30,000 et plus, 1951 - fin

Dwelling units per structure Unités de logement par édifice	Total	Average number of rooms per dwelling Moyenne de pièces par logement	Dwellings in need of major repair Logements ayant besoin de réparations importantes	Dwellings with: Logements pourvus de:								
				Furnace heating <sup>1</sup>	Flush toilet (exclusive use)	Electric or gas range	Mechanical refrigeration	Powered washing machine	Electric vacuum cleaner	Telephone	Radio	Passenger automobile
				Chauffage par fournaise <sup>1</sup>	Toilettes avec chasse d'eau (usage exclusif)	Cuisinière électrique ou à gaz	Réfrigération mécanique	Lessiveuse mécanique	Aspirateur électrique	Téléphone		Auto-mob. de tourisme
<b>Saskatchewan - Con.-fin</b>												
Saskatoon.....	4,135	3.3	215	3,955	2,235	2,935	2,165	2,460	2,150	3,090	3,985	1,525
1 unit - unité.....	160	4.5	--	155	135	110	--	135	105	125	150	100
2-3 units - unités.....	1,845	4.0	115	1,710	1,190	1,350	980	1,420	1,060	1,470	1,800	890
4-5 " ".....	465	3.4	--	450	245	335	255	315	215	370	455	135
6-10 " ".....	380	3.1	--	355	170	260	155	170	160	245	345	100
11-20 " ".....	380	3.0	--	380	220	305	225	160	175	310	365	120
21 units and over - unités et plus	905	2.1	--	905	275	575	465	260	435	570	870	180
<b>Alberta</b>												
Alberta.....	37,085	3.4	4,560	29,470	20,105	34,665	17,930	22,365	16,445	16,780	34,745	13,450
1 unit - unité.....	2,110	3.7	320	1,225	970	1,510	885	1,295	810	970	1,930	915
2-3 units - unités.....	19,900	3.9	2,040	15,625	12,525	18,780	10,190	14,455	10,115	9,780	19,110	8,555
4-5 " ".....	4,665	3.2	780	3,590	2,240	4,495	2,170	2,705	1,895	1,905	4,355	1,425
6-10 " ".....	4,785	2.9	695	3,825	2,040	4,560	2,160	2,045	1,650	1,860	4,385	1,365
11-20 " ".....	2,905	2.6	260	2,630	1,340	2,780	1,500	1,205	1,140	1,285	2,670	775
21 units and over - unités et plus	2,720	2.2	465	2,575	990	2,540	1,025	660	835	980	2,295	415
<b>Calgary</b>												
Calgary.....	15,020	3.3	1,535	12,590	8,380	14,875	7,390	8,680	7,625	8,325	14,395	5,510
1 unit - unité.....	515	3.4	--	360	295	505	250	320	215	270	490	230
2-3 units - unités.....	7,750	3.9	700	6,585	5,270	7,725	4,250	5,690	4,730	4,855	7,575	3,450
4-5 " ".....	1,910	3.1	255	1,490	840	1,900	795	980	840	975	1,805	600
6-10 " ".....	2,175	2.7	320	1,685	880	2,130	895	825	780	940	2,045	600
11-20 " ".....	1,280	2.5	100	1,130	505	1,255	595	465	550	615	1,195	370
21 units and over - unités et plus	1,390	2.4	110	1,340	590	1,360	605	400	510	670	1,285	260
<b>Edmonton</b>												
Edmonton.....	13,270	3.4	1,625	11,870	7,695	12,945	6,380	7,700	5,570	5,435	12,195	4,295
1 unit - unité.....	505	3.0	--	390	250	490	185	235	185	205	480	165
2-3 units - unités.....	6,645	3.9	590	5,900	4,540	6,530	3,270	4,655	3,230	2,990	6,310	2,620
4-5 " ".....	1,820	3.4	295	1,530	970	1,810	900	1,075	680	665	1,680	540
6-10 " ".....	1,875	3.0	215	1,710	920	1,835	935	895	715	755	1,690	535
11-20 " ".....	1,380	2.6	120	1,325	740	1,340	800	650	520	600	1,255	325
21 units and over - unités et plus	1,045	2.0	330	1,015	275	940	290	190	240	220	780	110
<b>British Columbia</b>												
British Columbia.....	45,880	3.4	3,560	33,980	33,030	32,190	22,575	20,145	20,050	28,385	41,695	15,755
1 unit - unité.....	2,815	3.7	165	1,355	2,345	1,360	1,320	1,600	1,275	1,765	2,495	1,225
2-3 units - unités.....	15,330	3.8	1,415	10,015	11,530	8,400	6,290	9,415	6,865	9,190	14,260	5,950
4-5 " ".....	6,835	3.3	645	4,770	4,390	4,690	2,850	3,065	2,695	3,985	6,260	2,250
6-10 " ".....	8,400	3.0	590	6,655	5,270	6,685	4,000	3,105	3,390	5,035	7,670	2,730
11-20 " ".....	6,470	3.3	340	5,635	4,845	5,580	3,930	1,815	3,100	4,305	5,735	2,020
21 units and over - unités et plus	6,030	2.9	405	5,550	4,650	5,475	4,185	1,145	2,725	4,105	5,275	1,580
<b>Vancouver</b>												
Vancouver.....	28,420	3.3	1,860	23,230	20,440	22,410	14,525	10,825	12,395	19,100	25,750	9,210
1 unit - unité.....	1,120	3.6	--	555	980	655	460	550	460	785	965	410
2-3 units - unités.....	8,595	3.8	715	6,590	6,210	5,525	3,365	5,040	3,855	5,550	8,020	3,160
4-5 " ".....	3,760	3.2	285	2,980	2,265	2,925	1,455	1,470	1,435	2,465	3,425	1,100
6-10 " ".....	5,600	3.0	295	4,675	3,585	4,780	2,805	1,910	2,305	3,590	5,095	1,800
11-20 " ".....	4,625	3.4	215	4,105	3,605	4,190	2,990	1,105	2,205	3,335	4,105	1,455
21 units and over - unités et plus	4,720	3.0	285	4,325	3,795	4,335	3,450	750	2,135	3,375	4,140	1,285
<b>Victoria</b>												
Victoria.....	4,840	3.4	175	3,685	3,615	3,675	2,020	1,845	2,290	2,945	4,475	1,565
1 unit - unité.....	255	3.8	--	165	205	200	125	--	--	135	200	--
2-3 units - unités.....	1,435	3.9	--	945	1,125	810	525	750	700	865	1,310	495
4-5 " ".....	965	3.3	--	675	705	750	370	430	445	560	915	340
6-10 " ".....	1,075	3.1	--	855	700	885	395	370	450	610	1,005	320
11-20 " ".....	595	3.6	--	560	470	555	310	155	335	400	565	195
21 units and over - unités et plus	515	2.8	--	485	410	475	295	--	265	375	480	130

1. Includes central heating. - Comprend le chauffage central.

TABLE 83. Apartments and flats by number of dwelling units in structure showing household size and composition, and first year of occupancy by present household head, for provinces and cities of 30,000 population and over, 1951

TABLEAU 83. Appartements et plain-pied selon le nombre d'unités de logement dans l'édifice, importance numérique et composition du ménage et première année d'occupation par le chef de ménage actuel, provinces et cités de 30,000 et plus, 1951

Dwelling units per structure Unités de logement par édifice	Total	Average number of persons per household — Moyenne de personnes par ménage	Households of one family — Ménages unifami- liaux	Households with one or more lodgers — Ménages avec un chambre ou plus	Year of occupancy — Année d'occupation			
					Before 1941 — Avant 1941	1941-45	1946-49	1950-51 <sup>1</sup>
<b>CANADA</b> .....	<b>885,565</b>	<b>3.6</b>	<b>710,045</b>	<b>87,940</b>	<b>191,615</b>	<b>146,435</b>	<b>268,135</b>	<b>279,380</b>
1 unit — unité.....	38,220	3.7	30,125	4,565	8,910	5,735	13,125	10,450
2- 3 units — unités.....	482,670	3.9	405,430	50,985	111,285	77,445	146,645	147,295
4- 5 " ".....	146,670	3.6	120,935	13,685	30,055	27,025	43,290	46,300
6-10 " ".....	112,725	3.3	86,535	11,030	23,905	20,095	30,600	38,125
11-20 " ".....	53,350	2.6	36,535	4,060	8,730	7,575	16,795	20,250
21 units and over — unités et plus	51,930	2.2	30,485	3,615	8,730	8,560	17,680	16,960
<b>Newfoundland</b> .....	<b>4,320</b>	<b>4.4</b>	<b>3,725</b>	<b>340</b>	<b>765</b>	<b>490</b>	<b>1,675</b>	<b>1,390</b>
1 unit — unité.....	265	4.8	215	--	--	--	105	--
2- 3 units — unités.....	2,650	4.3	2,310	170	645	360	985	660
4- 5 " ".....	660	5.1	565	--	--	--	180	340
6-10 " ".....	310	4.5	260	--	--	--	180	115
11-20 " ".....	305	3.9	255	--	--	--	155	145
21 units and over — unités et plus	130	3.2	120	--	--	--	--	--
<b>St. John's</b> .....	<b>2,725</b>	<b>4.4</b>	<b>2,350</b>	<b>190</b>	<b>655</b>	<b>355</b>	<b>1,045</b>	<b>670</b>
1 unit — unité.....	120	4.8	--	--	--	--	--	--
2- 3 units — unités.....	2,175	4.3	1,895	140	585	305	800	485
4- 5 " ".....	275	5.4	235	--	--	--	105	--
6-10 " ".....	--	--	--	--	--	--	--	--
11-20 " ".....	--	--	--	--	--	--	--	--
21 units and over — unités et plus	--	--	--	--	--	--	--	--
<b>Prince Edward Island</b> .....	<b>1,730</b>	<b>3.4</b>	<b>1,420</b>	<b>185</b>	<b>305</b>	<b>255</b>	<b>535</b>	<b>635</b>
1 unit — unité.....	200	3.3	160	--	--	--	--	--
2- 3 units — unités.....	990	3.5	805	105	200	160	280	350
4- 5 " ".....	330	3.3	270	--	--	--	110	125
6-10 " ".....	160	3.2	135	--	--	--	--	--
11-20 " ".....	--	--	--	--	--	--	--	--
21 units and over — unités et plus	--	--	--	--	--	--	--	--
<b>Nova Scotia</b> .....	<b>19,800</b>	<b>3.6</b>	<b>15,725</b>	<b>2,485</b>	<b>4,570</b>	<b>2,205</b>	<b>6,580</b>	<b>6,445</b>
1 unit — unité.....	1,850	3.5	1,410	235	540	210	620	480
2- 3 units — unités.....	12,060	3.6	9,780	1,600	3,205	1,420	3,795	3,640
4- 5 " ".....	3,025	3.6	2,335	350	510	315	1,150	1,050
6-10 " ".....	1,815	3.7	1,400	195	220	195	590	810
11-20 " ".....	750	3.4	580	--	--	--	295	350
21 units and over — unités et plus	300	3.0	220	--	--	--	130	115
<b>Halifax</b> .....	<b>8,805</b>	<b>3.7</b>	<b>6,870</b>	<b>1,405</b>	<b>1,975</b>	<b>1,055</b>	<b>2,895</b>	<b>2,880</b>
1 unit — unité.....	385	3.6	310	--	--	--	130	120
2- 3 units — unités.....	5,150	3.8	4,130	930	1,415	680	1,580	1,475
4- 5 " ".....	1,440	3.2	1,025	200	260	170	515	495
6-10 " ".....	1,115	3.8	865	125	135	105	385	490
11-20 " ".....	460	3.6	355	--	--	--	165	210
21 units and over — unités et plus	255	3.0	185	--	--	--	120	--
<b>Sydney</b> .....	<b>1,625</b>	<b>4.2</b>	<b>1,315</b>	<b>275</b>	<b>440</b>	<b>250</b>	<b>505</b>	<b>430</b>
1 unit — unité.....	215	4.7	135	--	--	--	--	--
2- 3 units — unités.....	1,000	4.0	835	145	270	170	305	255
4- 5 " ".....	220	4.6	180	--	--	--	--	--
6-10 " ".....	160	4.1	135	--	--	--	--	--
11-20 " ".....	--	--	--	--	--	--	--	--
21 units and over — unités et plus	--	--	--	--	--	--	--	--

1. Up to June 1, 1951. — Jusqu'au 1<sup>er</sup> juin 1951.

TABLE 83. Apartments and flats by number of dwelling units in structure showing household size and composition, and first year of occupancy by present household head, for provinces and cities of 30,000 population and over, 1951 - Continued

TABLEAU 83. Appartements et plain-pied selon le nombre d'unités de logement dans l'édifice, importance numérique et composition du ménage et première année d'occupation par le chef de ménage actuel, provinces et cités de 30,000 et plus, 1951 - suite

Dwelling units per structure Unités de logement par édifice	Total	Average number of persons per household Moyenne de personnes par ménage	Households of one family Ménages unifamiliaux	Households with one or more lodgers Ménages avec un chambreur ou plus	Year of occupancy Année d'occupation			
					Before 1941 Avant 1941	1941-45	1946-49	1950-51 <sup>1</sup>
<b>New Brunswick</b> .....	<b>21,380</b>	<b>3.6</b>	<b>17,360</b>	<b>2,280</b>	<b>5,950</b>	<b>3,055</b>	<b>6,265</b>	<b>6,110</b>
1 unit - unité .....	1,285	3.8	1,030	125	390	140	450	305
2- 3 units - unités .....	13,645	3.7	11,330	1,525	4,320	2,110	3,755	3,460
4- 5 " " .....	3,775	3.5	2,910	365	815	515	1,210	1,235
6-10 " " .....	2,060	3.3	1,655	200	405	230	630	795
11-20 " " .....	470	2.6	310	--	--	--	190	205
21 units and over - unités et plus	145	2.6	125	--	--	--	--	110
<b>Saint John</b> .....	<b>10,655</b>	<b>3.7</b>	<b>8,425</b>	<b>1,290</b>	<b>3,600</b>	<b>1,605</b>	<b>2,935</b>	<b>2,515</b>
1 unit - unité .....	205	3.8	145	--	--	--	--	--
2- 3 units - unités .....	6,820	3.8	5,570	830	2,570	1,080	1,775	1,395
4- 5 " " .....	2,140	3.6	1,605	240	615	340	620	565
6-10 " " .....	1,350	3.2	1,045	150	325	130	420	475
11-20 " " .....	135	2.1	--	--	--	--	--	--
21 units and over - unités et plus	--	--	--	--	--	--	--	--
<b>Québec</b> .....	<b>480,215</b>	<b>4.1</b>	<b>403,585</b>	<b>49,100</b>	<b>122,455</b>	<b>92,135</b>	<b>136,310</b>	<b>129,315</b>
1 unit - unité .....	9,595	4.9	7,810	1,315	2,955	1,610	3,150	1,880
2- 3 units - unités .....	277,185	4.3	238,580	28,780	72,330	51,065	81,190	72,600
4- 5 " " .....	90,265	4.0	78,005	8,730	22,190	19,560	25,145	23,370
6-10 " " .....	65,465	3.8	53,460	6,970	17,950	14,125	15,585	17,805
11-20 " " .....	23,440	2.9	17,000	1,965	4,375	3,600	6,780	8,685
21 units and over - unités et plus	14,265	2.4	8,730	1,340	2,655	2,175	4,460	4,975
<b>Hull</b> .....	<b>5,785</b>	<b>4.1</b>	<b>5,060</b>	<b>570</b>	<b>1,450</b>	<b>930</b>	<b>1,845</b>	<b>1,560</b>
1 unit - unité .....	--	--	--	--	--	--	--	--
2- 3 units - unités .....	3,890	4.2	3,420	360	1,010	625	1,275	980
4- 5 " " .....	1,185	4.1	1,035	140	275	215	360	335
6-10 " " .....	525	3.9	445	--	110	--	170	175
11-20 " " .....	135	3.3	125	--	--	--	--	--
21 units and over - unités et plus	--	--	--	--	--	--	--	--
<b>Montréal</b> .....	<b>227,555</b>	<b>3.9</b>	<b>180,375</b>	<b>29,840</b>	<b>66,450</b>	<b>47,945</b>	<b>57,105</b>	<b>56,055</b>
1 unit - unité .....	3,395	4.6	2,555	815	1,095	665	960	675
2- 3 units - unités .....	110,015	4.3	89,515	16,250	34,625	22,835	27,455	25,100
4- 5 " " .....	46,770	3.9	38,835	5,325	14,040	11,380	11,665	9,685
6-10 " " .....	39,185	3.7	30,815	4,745	11,400	8,745	8,515	10,525
11-20 " " .....	16,810	2.8	11,875	1,590	3,270	2,635	4,815	6,090
21 units and over - unités et plus	11,380	2.4	6,780	1,115	2,020	1,685	3,695	3,980
<b>Outremont</b> .....	<b>5,820</b>	<b>3.7</b>	<b>4,750</b>	<b>775</b>	<b>2,025</b>	<b>1,170</b>	<b>1,260</b>	<b>1,365</b>
1 unit - unité .....	--	--	--	--	--	--	--	--
2- 3 units - unités .....	3,285	4.2	2,705	470	1,120	685	745	735
4- 5 " " .....	280	3.9	220	--	100	--	--	--
6-10 " " .....	650	3.5	545	--	230	115	125	180
11-20 " " .....	1,140	2.8	905	--	405	230	210	295
21 units and over - unités et plus	435	2.7	345	--	170	--	--	--
<b>Québec</b> .....	<b>30,900</b>	<b>4.3</b>	<b>26,190</b>	<b>2,590</b>	<b>8,785</b>	<b>6,070</b>	<b>8,410</b>	<b>7,635</b>
1 unit - unité .....	490	5.4	385	--	215	--	145	--
2- 3 units - unités .....	17,690	4.6	15,375	1,540	5,735	3,440	4,590	3,925
4- 5 " " .....	6,190	4.1	5,330	585	1,605	1,255	1,845	1,485
6-10 " " .....	5,070	3.8	4,220	315	1,030	1,015	1,445	1,580
11-20 " " .....	830	3.0	560	--	105	170	255	300
21 units and over - unités et plus	630	2.7	320	--	--	130	130	275
<b>Sherbrooke</b> .....	<b>9,130</b>	<b>3.9</b>	<b>7,965</b>	<b>805</b>	<b>1,680</b>	<b>1,620</b>	<b>2,695</b>	<b>3,135</b>
1 unit - unité .....	--	--	--	--	--	--	--	--
2- 3 units - unités .....	4,545	4.3	4,135	410	915	740	1,385	1,505
4- 5 " " .....	2,050	3.6	1,810	170	395	360	540	756
6-10 " " .....	1,765	3.6	1,520	175	275	405	510	575
11-20 " " .....	465	2.8	320	--	--	--	145	180
21 units and over - unités et plus	230	2.5	120	--	--	--	--	100

1. Up to June 1, 1951. - Jusqu'au 1<sup>er</sup> juin 1951.

TABLE 83. Apartments and flats by number of dwelling units in structure showing household size and composition, and first year of occupancy by present household head, for provinces and cities of 30,000 population and over, 1951 - Continued

TABLEAU 83. Appartements et plain-pied selon le nombre d'unités de logement dans l'édifice, importance numérique et composition du ménage et première année d'occupation par le chef de ménage actuel, provinces et cités de 30,000 et plus, 1951 - suite

Dwelling units per structure Unités de logement par édifice	Total	Average number of persons per household Moyenne de personnes par ménage	Households of one family Ménages unifamiliaux	Households with one or more lodgers Ménages avec un chambreur ou plus	Year of occupancy Année d'occupation			
					Before 1941 - Avant 1941	1941-45	1946-49	1950-51 <sup>1</sup>
<b>Québec - Con.-fin</b>								
Trois-Rivières .....	7,385	4.4	6,530	445	1,755	1,570	2,120	1,940
1 unit - unité.....	--	--	--	--	--	--	--	--
2-3 units - unités.....	4,710	4.7	4,245	295	1,140	900	1,425	1,245
4-5 " ".....	1,435	4.1	1,295	--	350	375	440	270
6-10 " ".....	1,065	3.9	865	--	230	265	200	370
11-20 " ".....	135	2.8	--	--	--	--	--	--
21 units and over - unités et plus	--	--	--	--	--	--	--	--
Verdun .....	18,580	3.8	16,280	1,325	6,545	4,415	4,570	3,050
1 unit - unité.....	195	4.8	160	--	--	--	--	--
2-3 units - unités.....	6,595	3.9	5,580	630	2,480	1,410	1,605	1,100
4-5 " ".....	5,750	3.6	5,200	330	1,360	1,370	1,750	1,270
6-10 " ".....	5,835	3.8	5,165	335	2,585	1,510	1,130	610
11-20 " ".....	205	3.5	175	--	--	--	--	--
21 units and over - unités et plus	--	--	--	--	--	--	--	--
<b>Ontario .....</b>								
	219,360	3.0	169,300	21,540	41,730	32,180	69,405	76,045
1 unit - unité.....	16,125	3.4	12,745	2,065	3,690	2,565	5,370	4,500
2-3 units - unités.....	117,585	3.2	95,175	12,610	23,835	16,330	37,155	40,265
4-5 " ".....	30,560	3.0	23,925	2,730	4,970	4,670	9,645	11,275
6-10 " ".....	24,260	2.8	18,090	2,220	3,830	3,325	7,315	9,790
11-20 " ".....	12,870	2.5	8,880	855	2,325	1,880	4,045	4,620
21 units and over - unités et plus	17,960	2.1	10,485	1,060	3,080	3,410	5,875	5,595
Brantford.....	2,775	2.8	2,140	245	460	365	875	1,075
1 unit - unité.....	--	--	--	--	--	--	--	--
2-3 units - unités.....	1,940	2.9	1,550	160	375	265	635	665
4-5 " ".....	410	2.4	295	--	--	--	135	180
6-10 " ".....	215	2.3	145	--	--	--	--	115
11-20 " ".....	--	--	--	--	--	--	--	--
21 units and over - unités et plus	100	2.6	--	--	--	--	--	--
Fort William.....	1,710	2.9	1,405	135	250	175	570	715
1 unit - unité.....	--	--	--	--	--	--	--	--
2-3 units - unités.....	790	3.1	685	--	105	100	285	300
4-5 " ".....	295	2.8	260	--	--	--	--	160
6-10 " ".....	275	2.6	210	--	--	--	--	--
11-20 " ".....	115	1.9	--	--	--	--	--	--
21 units and over - unités et plus	175	2.4	140	--	--	--	--	--
Hamilton.....	14,960	2.8	11,455	1,375	2,515	2,175	4,905	5,365
1 unit - unité.....	715	3.4	600	--	135	--	325	160
2-3 units - unités.....	7,725	3.0	6,285	810	1,335	1,100	2,455	2,835
4-5 " ".....	1,750	2.8	1,255	170	255	285	575	635
6-10 " ".....	2,205	2.4	1,595	190	390	340	580	895
11-20 " ".....	1,595	2.6	1,145	--	310	215	575	495
21 units and over - unités et plus	970	2.1	575	--	--	140	395	345
Kingston.....	2,695	2.9	2,150	260	315	345	1,040	995
1 unit - unité.....	125	3.8	100	--	--	--	--	--
2-3 units - unités.....	1,445	2.9	1,185	160	190	170	585	500
4-5 " ".....	610	2.8	495	--	--	--	195	290
6-10 " ".....	415	2.6	310	--	--	--	155	140
11-20 " ".....	--	--	--	--	--	--	--	--
21 units and over - unités et plus	--	--	--	--	--	--	--	--
Kitchener.....	3,730	2.8	2,890	270	595	560	1,165	1,410
1 unit - unité.....	--	--	--	--	--	--	--	--
2-3 units - unités.....	1,920	3.0	1,530	165	360	275	620	665
4-5 " ".....	495	2.9	370	--	--	--	170	160
6-10 " ".....	550	2.8	455	--	--	--	160	255
11-20 " ".....	400	2.5	265	--	--	--	--	180
21 units and over - unités et plus	305	2.4	220	--	--	--	--	140

1. Up to June 1, 1951. - Jusqu' au 1<sup>er</sup> juin 1951.

TABLE 83. Apartments and flats by number of dwelling units in structure showing household size and composition, and first year of occupancy by present household head, for provinces and cities of 30,000 population and over, 1951 - Continued

TABLEAU 83. Appartements et plain-pied selon le nombre d'unités de logement dans l'édifice, importance numérique et composition du ménage et première année d'occupation par le chef de ménage actuel, provinces et cités de 30,000 et plus, 1951 - suite

Dwelling units per structure Unités de logement par édifice	Total	Average number of persons per household Moyenne de personnes par ménage	Households of one family Ménages unifamiliaux	Households with one or more lodgers Ménages avec un chambreur ou plus	Year of occupancy Année d'occupation			
					Before 1941 Avant 1941	1941-45	1946-49	1950-51 <sup>1</sup>
<b>Ontario - Con. - suite</b>								
London .....	8,415	2.7	6,120	840	1,340	1,225	2,620	3,230
1 unit - unité .....	255	2.8	150	--	--	--	--	--
2-3 units - unités .....	4,985	2.9	3,960	515	915	605	1,620	1,845
4-5 " " .....	1,305	2.6	920	--	190	230	360	525
6-10 " " .....	1,230	2.4	780	125	110	220	395	505
11-20 " " .....	295	2.2	155	--	--	--	100	100
21 units and over - unités et plus	345	2.0	155	--	--	--	105	165
Oshawa .....	2,395	2.9	1,920	195	365	300	865	865
1 unit - unité .....	--	--	--	--	--	--	--	--
2-3 units - unités .....	1,680	3.0	1,385	160	275	190	610	605
4-5 " " .....	335	3.2	290	--	--	--	100	150
6-10 " " .....	130	2.7	--	--	--	--	--	--
11-20 " " .....	155	1.9	--	--	--	--	--	--
21 units and over - unités et plus	--	--	--	--	--	--	--	--
Ottawa .....	19,415	3.1	14,500	2,175	4,965	2,490	6,290	5,670
1 unit - unité .....	790	3.3	575	105	215	--	215	275
2-3 units - unités .....	8,160	3.3	6,690	1,045	2,225	1,070	2,565	2,300
4-5 " " .....	2,840	3.2	2,055	340	830	385	860	765
6-10 " " .....	3,765	3.1	2,700	445	945	425	1,280	1,115
11-20 " " .....	2,025	2.8	1,465	140	415	210	695	705
21 units and over - unités et plus	1,835	2.1	1,015	100	335	315	675	510
Peterborough .....	2,025	2.7	1,545	210	375	295	625	730
1 unit - unité .....	110	3.1	105	--	--	--	--	--
2-3 units - unités .....	1,335	2.8	1,015	170	270	185	450	430
4-5 " " .....	250	2.7	205	--	--	--	--	--
6-10 " " .....	225	2.1	155	--	--	--	--	125
11-20 " " .....	--	--	--	--	--	--	--	--
21 units and over - unités et plus	--	--	--	--	--	--	--	--
Port Arthur .....	1,390	2.9	1,030	--	245	130	430	585
1 unit - unité .....	--	--	--	--	--	--	--	--
2-3 units - unités .....	820	3.1	645	--	150	--	270	345
4-5 " " .....	210	2.7	170	--	--	--	--	105
6-10 " " .....	185	2.0	120	--	--	--	--	--
11-20 " " .....	--	--	--	--	--	--	--	--
21 units and over - unités et plus	--	--	--	--	--	--	--	--
St. Catharines .....	2,385	2.8	1,875	220	470	350	640	925
1 unit - unité .....	--	--	--	--	--	--	--	--
2-3 units - unités .....	1,370	2.9	1,145	145	310	225	320	515
4-5 " " .....	550	2.5	415	--	--	--	180	200
6-10 " " .....	265	2.3	160	--	--	--	115	--
11-20 " " .....	--	--	--	--	--	--	--	--
21 units and over - unités et plus	--	--	--	--	--	--	--	--
Sarnia .....	2,115	3.0	1,665	215	380	215	685	835
1 unit - unité .....	--	--	--	--	--	--	--	--
2-3 units - unités .....	1,585	3.0	1,270	140	325	180	500	580
4-5 " " .....	220	2.9	165	--	--	--	--	110
6-10 " " .....	140	2.8	115	--	--	--	--	--
11-20 " " .....	--	--	--	--	--	--	--	--
21 units and over - unités et plus	--	--	--	--	--	--	--	--
Sault Ste. Marie .....	2,255	3.3	1,840	235	550	330	735	640
1 unit - unité .....	--	--	--	--	--	--	--	--
2-3 units - unités .....	1,630	3.4	1,350	185	405	230	540	455
4-5 " " .....	265	3.0	225	--	--	--	105	--
6-10 " " .....	180	2.8	150	--	--	--	--	--
11-20 " " .....	--	--	--	--	--	--	--	--
21 units and over - unités et plus	--	--	--	--	--	--	--	--

1. Up to June 1, 1951. - Jusqu'au 1<sup>er</sup> juin 1951.

**TABLE 83. Apartments and flats by number of dwelling units in structure showing household size and composition, and first year of occupancy by present household head, for provinces and cities of 30,000 population and over, 1951 - Continued**

**TABLEAU 83. Appartements et plain-pied selon le nombre d'unités de logement dans l'édifice, importance numérique et composition du ménage et première année d'occupation par le chef de ménage actuel, provinces et cités de 30.000 et plus, 1951 - suite**

Dwelling units per structure Unités de logement par édifice	Total	Average number of persons per household Moyenne de personnes par ménage	Households of one family Ménages unifamiliaux	Households with one or more lodgers Ménages avec un chambreur ou plus	Year of occupancy Année d'occupation			
					Before 1941 — Avant 1941	1941-45	1946-49	1950-51 <sup>1</sup>
<b>Ontario - Con.-fin</b>								
Sudbury .....	4,525	3.8	3,810	750	475	590	1,710	1,750
1 unit - unité .....	--	--	--	--	--	--	--	--
2-3 units - unités .....	2,405	3.9	2,075	385	255	275	920	955
4-5 " " .....	810	4.1	695	125	--	115	320	335
6-10 " " .....	775	3.2	660	140	125	--	270	290
11-20 " " .....	425	3.4	305	--	--	--	145	160
21 units and over - unités et plus .....	--	--	--	--	--	--	--	--
Toronto .....	46,700	2.9	31,975	7,120	11,300	8,980	13,530	12,890
1 unit - unité .....	4,690	3.6	3,315	1,000	1,285	900	1,390	1,115
2-3 units - unités .....	19,685	3.3	14,725	3,695	4,915	3,475	5,675	5,620
4-5 " " .....	5,835	2.9	4,295	810	1,380	1,175	1,675	1,605
6-10 " " .....	4,405	2.9	3,050	650	1,035	850	1,210	1,310
11-20 " " .....	3,415	2.3	2,135	310	900	625	920	970
21 units and over - unités et plus .....	8,670	2.0	4,455	655	1,785	1,955	2,660	2,270
Windsor .....	9,545	2.9	7,405	860	1,830	1,560	3,020	3,135
1 unit - unité .....	290	3.1	230	--	--	--	--	--
2-3 units - unités .....	4,680	3.3	3,955	535	910	740	1,495	1,535
4-5 " " .....	1,660	2.9	1,385	140	350	255	455	600
6-10 " " .....	1,255	2.4	915	--	180	180	415	480
11-20 " " .....	655	2.2	400	--	130	135	225	165
21 units and over - unités et plus .....	1,005	1.8	520	--	210	185	345	265
Manitoba .....	36,090	2.8	27,890	3,105	5,240	5,185	12,235	13,430
1 unit - unité .....	1,840	3.4	1,570	130	340	230	730	540
2-3 units - unités .....	15,830	3.2	13,370	1,595	2,250	2,120	5,260	6,200
4-5 " " .....	4,245	2.8	3,295	245	425	530	1,405	1,885
6-10 " " .....	3,150	2.7	2,145	345	265	435	1,160	1,290
11-20 " " .....	4,080	2.5	2,965	315	700	635	1,285	1,460
21 units and over - unités et plus .....	6,945	2.2	4,545	475	1,260	1,235	2,395	2,055
Winnipeg .....	26,215	2.8	19,830	2,500	3,970	3,990	8,725	9,530
1 unit - unité .....	500	3.1	415	--	105	--	155	175
2-3 units - unités .....	11,080	3.2	9,380	1,265	1,495	1,585	3,680	4,320
4-5 " " .....	2,870	2.8	2,265	180	315	355	980	1,220
6-10 " " .....	2,120	2.7	1,410	290	205	315	725	875
11-20 " " .....	3,050	2.4	2,120	255	620	515	910	1,005
21 units and over - unités et plus .....	6,595	2.2	4,240	470	1,230	1,155	2,275	1,935
Saskatchewan .....	19,705	2.6	13,765	1,575	2,090	2,545	7,655	7,415
1 unit - unité .....	2,135	3.1	1,710	150	370	300	875	590
2-3 units - unités .....	7,495	3.1	5,970	805	695	865	2,705	3,230
4-5 " " .....	2,310	2.5	1,575	155	175	245	855	1,035
6-10 " " .....	2,320	2.2	1,335	170	195	255	930	940
11-20 " " .....	2,025	2.2	1,255	130	185	310	835	695
21 units and over - unités et plus .....	3,420	2.0	1,920	165	470	570	1,455	925
Regina .....	5,450	2.5	3,670	505	660	840	2,070	1,880
1 unit - unité .....	270	2.4	190	--	--	--	125	--
2-3 units - unités .....	1,580	3.3	1,280	265	165	215	490	710
4-5 " " .....	590	2.5	380	--	--	--	200	315
6-10 " " .....	780	2.3	420	--	--	--	325	300
11-20 " " .....	715	2.4	465	--	--	--	350	215
21 units and over - unités et plus .....	1,515	2.0	935	--	290	350	580	295

1. Up to June 1, 1951. - Jusqu'au 1<sup>er</sup> juin 1951.



TABLE 83. Apartments and flats by number of dwelling units in structure showing household size and composition, and first year of occupancy by present household head, for provinces and cities of 30,000 population and over, 1951 - Concluded

TABLEAU 83. Appartements et plain-pied selon le nombre d'unités de logement dans l'édifice, importance numérique et composition du ménage et première année d'occupation par le chef de ménage actuel, provinces et cités de 30,000 et plus, 1951 - fin

Dwelling units per structure Unités de logement par édifice	Total	Average number of persons per household Moyenne de personnes par ménage	Households of one family Ménages unifamiliaux	Households with one or more lodgers Ménages avec un chambreur ou plus	Year of occupancy Année d'occupation			
					Before 1941 Avant 1941	1941-45	1946-49	1950-51 <sup>1</sup>
<b>Saskatchewan—Con.—fin</b>								
Saskatoon .....	4,135	2.5	2,785	430	410	485	1,485	1,755
1 unit — unité .....	180	3.2	120	--	--	--	--	--
2- 3 units — unités .....	1,845	3.0	1,485	205	155	175	615	900
4- 5 " " .....	465	2.3	310	--	--	--	160	215
6-10 " " .....	380	2.0	195	--	--	--	115	175
11-20 " " .....	380	2.1	225	--	--	--	170	105
21 units and over — unités et plus	905	1.9	450	--	110	130	365	300
<b>Alberta .....</b>	<b>37,085</b>	<b>2.7</b>	<b>26,190</b>	<b>3,435</b>	<b>4,210</b>	<b>3,605</b>	<b>11,945</b>	<b>17,325</b>
1 unit — unité .....	2,110	3.0	1,430	215	280	265	735	830
2- 3 units — unités .....	19,900	3.0	15,935	2,110	2,305	1,685	6,260	9,650
4- 5 " " .....	4,665	2.7	3,265	440	375	405	1,505	2,380
6-10 " " .....	4,785	2.3	2,845	350	395	530	1,515	2,345
11-20 " " .....	2,905	2.1	1,585	230	385	275	890	1,355
21 units and over — unités et plus	2,720	1.8	1,130	--	470	445	1,040	765
<b>Calgary .....</b>	<b>15,020</b>	<b>2.6</b>	<b>10,530</b>	<b>1,275</b>	<b>2,255</b>	<b>1,525</b>	<b>4,660</b>	<b>6,580</b>
1 unit — unité .....	515	2.9	305	--	--	--	145	210
2- 3 units — unités .....	7,750	3.0	6,330	725	1,160	635	2,350	3,605
4- 5 " " .....	1,910	2.5	1,310	160	225	185	615	885
6-10 " " .....	2,175	2.2	1,210	170	225	280	745	925
11-20 " " .....	1,280	2.1	710	--	250	105	355	570
21 units and over — unités et plus	1,390	2.0	665	--	310	245	450	385
<b>Edmonton .....</b>	<b>13,270</b>	<b>2.8</b>	<b>9,150</b>	<b>1,510</b>	<b>1,145</b>	<b>1,290</b>	<b>4,245</b>	<b>6,590</b>
1 unit — unité .....	505	2.7	305	--	--	--	190	215
2- 3 units — unités .....	6,645	3.1	5,220	970	640	580	2,070	3,355
4- 5 " " .....	1,820	2.9	1,285	210	115	140	560	1,005
6-10 " " .....	1,875	2.4	1,225	120	115	195	530	1,035
11-20 " " .....	1,380	2.2	750	120	105	145	465	665
21 units and over — unités et plus	1,045	1.7	365	--	125	175	430	315
<b>British Columbia .....</b>	<b>45,880</b>	<b>2.5</b>	<b>31,085</b>	<b>3,895</b>	<b>4,300</b>	<b>4,780</b>	<b>15,530</b>	<b>21,270</b>
1 unit — unité .....	2,815	2.9	2,045	270	260	335	1,045	1,175
2- 3 units — unités .....	15,330	3.0	12,175	1,685	1,500	1,330	5,260	7,240
4- 5 " " .....	6,835	2.6	4,790	580	485	660	2,085	3,605
6-10 " " .....	8,400	2.2	5,210	530	630	980	2,610	4,180
11-20 " " .....	6,470	2.1	3,670	410	660	780	2,320	2,710
21 units and over — unités et plus	6,030	1.9	3,195	420	765	695	2,210	2,360
<b>Vancouver .....</b>	<b>28,420</b>	<b>2.4</b>	<b>18,505</b>	<b>2,715</b>	<b>2,945</b>	<b>3,280</b>	<b>9,535</b>	<b>12,660</b>
1 unit — unité .....	1,120	3.1	750	165	125	115	455	425
2- 3 units — unités .....	8,595	2.9	6,665	1,110	875	815	2,915	3,990
4- 5 " " .....	3,760	2.6	2,565	410	290	405	1,150	1,915
6-10 " " .....	5,600	2.2	3,435	335	485	760	1,605	2,750
11-20 " " .....	4,625	2.1	2,600	315	510	595	1,695	1,825
21 units and over — unités et plus	4,720	1.9	2,490	380	660	590	1,715	1,755
<b>Victoria .....</b>	<b>4,840</b>	<b>2.3</b>	<b>3,095</b>	<b>245</b>	<b>455</b>	<b>390</b>	<b>1,655</b>	<b>2,340</b>
1 unit — unité .....	255	2.4	135	--	--	--	--	140
2- 3 units — unités .....	1,435	2.9	1,125	115	170	110	485	670
4- 5 " " .....	965	2.2	645	--	--	--	335	460
6-10 " " .....	1,075	2.0	605	--	--	--	430	525
11-20 " " .....	595	1.9	315	--	--	--	205	260
21 units and over — unités et plus	515	1.9	270	--	--	--	125	285

1. Up to June 1, 1951. — Jusqu'au 1<sup>er</sup> juin 1951.







**TABLE 84. Tenant-occupied non-farm apartments and flats by number of dwelling units in structure showing monthly rent, for provinces, and cities of 30,000 population and over, 1951 - Continued**

**TABLEAU 84. Appartements et plain-pied non agricoles occupés par des locataires selon le nombre d'unités de logement dans l'édifice et loyer mensuel, provinces et cités de 30,000 et plus, 1951 - suite**

Dwelling units per structure Unités de logement par édifice	Total	Monthly rent Loyer mensuel									
		No rent paid — Aucun loyer payé	\$1-14	\$15-19	\$20-24	\$25-29	\$30-39	\$40-49	\$50-59	\$60-69	\$70+
<b>Ontario - Con.-suite</b>											
London .....	6,705	--	125	230	235	270	875	1,255	1,240	1,235	1,175
1 unit - unité .....	175	--	--	--	--	--	--	--	--	--	--
2- 3 units - unités .....	3,540	--	--	115	110	185	525	740	650	620	500
4- 5 " " .....	1,160	--	--	--	--	--	150	225	220	210	185
6-10 " " .....	1,195	--	--	--	--	--	--	155	235	280	285
11-20 " " .....	290	--	--	--	--	--	--	--	--	--	--
21 units and over - unités et plus	345	--	--	--	--	--	--	--	--	--	115
Oshawa .....	1,595	--	--	--	--	100	285	425	315	145	105
1 unit - unité .....	--	--	--	--	--	--	--	--	--	--	--
2- 3 units - unités .....	955	--	--	--	--	--	210	245	150	--	--
4- 5 " " .....	285	--	--	--	--	--	--	--	--	--	--
6-10 " " .....	125	--	--	--	--	--	--	--	--	--	--
11-20 " " .....	155	--	--	--	--	--	--	--	--	--	--
21 units and over - unités et plus	--	--	--	--	--	--	--	--	--	--	--
Ottawa .....	16,660	385	150	415	540	925	2,220	2,715	2,820	2,165	4,325
1 unit - unité .....	685	--	--	--	--	--	105	145	--	--	160
2- 3 units - unités .....	5,940	--	--	225	280	450	790	1,105	895	685	1,365
4- 5 " " .....	2,555	--	--	--	--	185	510	350	470	340	450
6-10 " " .....	3,640	160	--	--	--	120	315	550	765	625	905
11-20 " " .....	2,005	--	--	--	--	--	335	320	305	215	595
21 units and over - unités et plus	1,835	--	--	--	--	--	165	245	300	225	850
Peterborough .....	1,580	--	--	--	155	155	360	340	230	105	--
1 unit - unité .....	--	--	--	--	--	--	--	--	--	--	--
2- 3 units - unités .....	950	--	--	--	105	--	240	205	110	--	--
4- 5 " " .....	225	--	--	--	--	--	--	--	--	--	--
6-10 " " .....	210	--	--	--	--	--	--	--	--	--	--
11-20 " " .....	--	--	--	--	--	--	--	--	--	--	--
21 units and over - unités et plus	--	--	--	--	--	--	--	--	--	--	--
Port Arthur .....	1,020	--	--	--	--	--	220	250	155	--	--
1 unit - unité .....	--	--	--	--	--	--	--	--	--	--	--
2- 3 units - unités .....	520	--	--	--	--	--	130	165	--	--	--
4- 5 " " .....	175	--	--	--	--	--	--	--	--	--	--
6-10 " " .....	180	--	--	--	--	--	--	--	--	--	--
11-20 " " .....	--	--	--	--	--	--	--	--	--	--	--
21 units and over - unités et plus	--	--	--	--	--	--	--	--	--	--	--
St. Catharines .....	1,885	--	--	--	--	145	325	455	350	250	170
1 unit - unité .....	--	--	--	--	--	--	--	--	--	--	--
2- 3 units - unités .....	975	--	--	--	--	--	230	235	190	110	--
4- 5 " " .....	500	--	--	--	--	--	--	115	--	--	--
6-10 " " .....	250	--	--	--	--	--	--	--	--	--	--
11-20 " " .....	--	--	--	--	--	--	--	--	--	--	--
21 units and over - unités et plus	--	--	--	--	--	--	--	--	--	--	--
Sarnia .....	1,370	--	--	--	--	--	240	370	215	190	155
1 unit - unité .....	--	--	--	--	--	--	--	--	--	--	--
2- 3 units - unités .....	920	--	--	--	--	--	180	270	130	135	105
4- 5 " " .....	190	--	--	--	--	--	--	--	--	--	--
6-10 " " .....	120	--	--	--	--	--	--	--	--	--	--
11-20 " " .....	--	--	--	--	--	--	--	--	--	--	--
21 units and over - unités et plus	--	--	--	--	--	--	--	--	--	--	--
Sault Ste. Marie .....	1,580	--	--	--	145	205	330	335	210	140	--
1 unit - unité .....	--	--	--	--	--	--	--	--	--	--	--
2- 3 units - unités .....	1,045	--	--	--	125	160	205	215	135	--	--
4- 5 " " .....	230	--	--	--	--	--	--	--	--	--	--
6-10 " " .....	170	--	--	--	--	--	--	--	--	--	--
11-20 " " .....	--	--	--	--	--	--	--	--	--	--	--
21 units and over - unités et plus	--	--	--	--	--	--	--	--	--	--	--

TABLE 84. Tenant-occupied non-farm apartments and flats by number of dwelling units in structure showing monthly rent, for provinces, and cities of 30,000 population and over, 1951 - Continued

TABLEAU 84. Appartements et plain-pied non agricoles occupés par des locataires selon le nombre d'unités de logement dans l'édifice et loyer mensuel, provinces et cités de 30,000 et plus, 1951 - suite

Dwelling units per structure Unités de logement par édifice	Total	Monthly rent Loyer mensuel									
		No rent paid - Aucun loyer payé	\$1-14	\$15-19	\$20-24	\$25-29	\$30-39	\$40-49	\$50-59	\$60-69	\$70+
<b>Ontario - Con.-fin</b>											
Sudbury .....	3,595	--	--	--	195	335	615	625	625	535	545
1 unit - unité .....	--	--	--	--	--	--	--	--	--	--	--
2- 3 units - unités .....	1,655	--	--	--	125	200	380	280	250	190	155
4- 5 " " .....	745	--	--	--	--	110	135	150	150	145	--
6-10 " " .....	725	--	--	--	--	--	130	130	120	180	--
11-20 " " .....	425	--	--	--	--	--	--	--	--	130	--
21 units and over - unités et plus	--	--	--	--	--	--	--	--	--	--	--
Toronto .....	37,875	530	115	340	700	1,220	3,680	7,165	7,080	5,875	11,170
1 unit - unité .....	3,335	100	--	--	--	175	480	595	495	440	915
2- 3 units - unités .....	13,355	135	--	135	335	630	1,645	2,630	2,115	1,780	3,910
4- 5 " " .....	5,100	--	--	--	100	145	510	990	695	715	1,810
6-10 " " .....	4,110	--	--	--	150	115	395	790	965	630	915
11-20 " " .....	3,345	--	--	--	--	--	230	535	885	645	880
21 units and over - unités et plus	8,630	--	--	--	--	130	420	1,625	1,925	1,665	2,740
Windsor .....	8,040	145	--	195	425	720	1,620	2,155	1,505	755	430
1 unit - unité .....	220	--	--	--	--	--	--	--	--	--	--
2- 3 units - unités .....	3,450	--	--	100	245	370	770	815	530	305	200
4- 5 " " .....	1,535	--	--	--	--	205	370	410	230	145	--
6-10 " " .....	1,185	--	--	--	--	125	230	360	215	--	--
11-20 " " .....	645	--	--	--	--	--	205	215	215	--	--
21 units and over - unités et plus	1,005	--	--	--	--	--	175	295	290	105	100
<b>Manitoba</b>											
.....	28,565	665	955	1,870	2,220	2,290	5,485	5,520	4,035	2,820	2,705
1 unit - unité .....	925	135	130	--	--	120	115	--	--	--	--
2- 3 units - unités .....	9,970	220	340	710	925	1,105	2,385	1,920	1,025	640	700
4- 5 " " .....	3,710	--	200	405	485	435	930	500	270	230	210
6-10 " " .....	2,980	--	--	220	270	310	700	470	345	230	280
11-20 " " .....	4,055	115	105	180	260	120	620	765	670	575	645
21 units and over - unités et plus	6,925	--	100	285	210	200	735	1,785	1,670	1,085	780
Winnipeg .....	21,510	465	560	1,345	1,560	1,530	3,925	4,365	3,365	2,240	2,155
1 unit - unité .....	325	--	--	--	--	--	--	--	--	--	--
2- 3 units - unités .....	7,020	125	155	435	660	735	1,705	1,365	720	505	615
4- 5 " " .....	2,545	--	145	325	345	295	685	305	135	125	150
6-10 " " .....	2,010	--	--	160	150	190	420	325	280	135	230
11-20 " " .....	3,035	115	--	135	190	110	450	640	580	380	350
21 units and over - unités et plus	6,575	--	100	270	195	150	620	1,685	1,630	1,075	780
<b>Saskatchewan</b>											
.....	15,390	385	1,090	1,650	1,555	1,875	3,570	2,665	1,510	640	450
1 unit - unité .....	1,200	130	215	140	--	130	220	145	115	--	--
2- 3 units - unités .....	4,710	175	330	405	390	470	1,050	955	470	240	225
4- 5 " " .....	1,930	--	--	195	200	300	490	390	165	--	--
6-10 " " .....	2,160	--	145	305	290	325	445	305	205	--	--
11-20 " " .....	1,995	--	--	285	200	280	495	330	180	--	--
21 units and over - unités et plus	3,395	--	240	320	390	370	870	540	375	175	100
Regina .....	4,620	--	175	400	385	545	1,130	870	590	265	220
1 unit - unité .....	240	--	--	--	--	--	--	--	--	--	--
2- 3 units - unités .....	950	--	--	--	--	--	215	230	115	--	--
4- 5 " " .....	495	--	--	--	--	--	115	--	--	--	--
6-10 " " .....	720	--	--	105	105	115	170	--	--	--	--
11-20 " " .....	710	--	--	--	--	--	175	120	--	--	--
21 units and over - unités et plus	1,505	--	--	--	--	165	380	295	230	115	--









TABLE 85. Occupied dwellings by number of rooms showing number of persons per household, for provinces, rural, urban, and cities of 30,000 population and over, 1951 - Continued

TABLEAU 85. Logements occupés selon le nombre de pièces et nombre de personnes par ménage, provinces, régions rurales et urbaines, et cités de 30,000 et plus, 1951 - suite

Rooms per dwelling — Pièces par logement	Total	Households by number of persons — Ménages selon le nombre de personnes										Average number of persons per household — Moyenne de personnes par ménage
		1	2	3	4	5	6	7	8	9	10+	
<b>Nova Scotia</b> .....	<b>149,553</b>	<b>10,570</b>	<b>26,960</b>	<b>29,395</b>	<b>27,210</b>	<b>20,825</b>	<b>13,703</b>	<b>8,983</b>	<b>4,935</b>	<b>2,670</b>	<b>4,300</b>	<b>4.2</b>
1 room — pièce .....	1,400	740	310	170	--	--	--	--	--	--	--	2.1
2 rooms — pièces .....	5,575	1,295	1,225	1,335	780	445	255	--	--	--	--	3.0
3 " " .....	10,265	1,255	2,705	2,350	1,595	1,110	510	340	170	--	135	3.4
4 " " .....	20,920	1,300	4,100	4,735	4,320	2,715	1,575	1,010	510	260	395	3.9
5 " " .....	21,990	1,135	3,945	4,435	4,495	3,120	1,950	1,235	770	395	510	4.2
6 " " .....	32,600	1,625	5,205	6,455	6,220	5,000	3,260	1,995	1,215	625	1,000	4.3
7 " " .....	24,450	1,285	3,970	4,375	4,405	3,740	2,765	1,750	890	520	750	4.4
8 " " .....	17,160	1,005	2,985	2,975	2,955	2,490	1,685	1,320	685	360	700	4.4
9 " " .....	7,955	440	1,355	1,350	1,250	1,135	870	700	260	180	415	4.6
10 rooms and over — pièces et plus	7,240	490	1,160	1,215	1,120	1,020	805	550	340	185	355	4.6
<b>Rural — Régions rurales</b> .....	<b>71,125</b>	<b>6,380</b>	<b>13,325</b>	<b>13,365</b>	<b>12,200</b>	<b>9,340</b>	<b>6,145</b>	<b>4,485</b>	<b>2,485</b>	<b>1,355</b>	<b>2,045</b>	<b>4.1</b>
1 room — pièce .....	615	385	105	--	--	--	--	--	--	--	--	1.8
2 rooms — pièces .....	2,445	670	480	520	320	185	140	--	--	--	--	3.0
3 " " .....	3,985	585	885	840	605	400	290	165	105	--	--	3.5
4 " " .....	7,770	705	1,550	1,530	1,535	940	560	445	215	115	175	3.9
5 " " .....	9,280	700	1,835	1,785	1,650	1,270	790	530	355	180	185	4.1
6 " " .....	13,140	985	2,430	2,565	2,370	1,855	1,050	710	500	260	415	4.1
7 " " .....	13,465	915	2,325	2,570	2,320	1,915	1,290	920	495	305	410	4.3
8 " " .....	11,395	800	2,115	1,975	1,940	1,555	1,035	885	435	220	435	4.3
9 " " .....	4,860	335	845	880	775	615	495	430	140	110	235	4.4
10 rooms and over — pièces et plus	4,170	300	755	650	650	590	475	350	185	100	115	4.4
<b>Urban — Régions urbaines</b> .....	<b>78,430</b>	<b>4,190</b>	<b>13,635</b>	<b>16,030</b>	<b>15,010</b>	<b>11,485</b>	<b>7,560</b>	<b>4,500</b>	<b>2,450</b>	<b>1,315</b>	<b>2,255</b>	<b>4.2</b>
1 room — pièce .....	785	355	205	120	--	--	--	--	--	--	--	2.3
2 rooms — pièces .....	3,130	625	745	815	460	260	115	--	--	--	--	3.0
3 " " .....	6,280	670	1,820	1,510	990	710	220	175	--	--	--	3.3
4 " " .....	13,150	595	2,550	3,205	2,785	1,775	1,015	565	295	145	220	3.9
5 " " .....	12,710	435	2,110	2,650	2,845	1,850	1,160	705	415	215	325	4.2
6 " " .....	19,460	640	2,775	3,890	3,850	3,145	2,210	1,285	715	365	585	4.5
7 " " .....	10,985	370	1,645	1,805	2,085	1,825	1,475	830	395	215	340	4.6
8 " " .....	5,765	205	870	1,000	1,015	935	650	435	250	140	265	4.7
9 " " .....	3,095	105	510	470	475	520	375	270	120	--	180	4.8
10 rooms and over — pièces et plus	3,070	190	405	565	470	430	330	200	155	--	240	4.9
<b>Halifax</b> .....	<b>18,710</b>	<b>1,065</b>	<b>3,390</b>	<b>3,875</b>	<b>3,630</b>	<b>2,655</b>	<b>1,790</b>	<b>1,010</b>	<b>495</b>	<b>280</b>	<b>520</b>	<b>4.1</b>
1 room — pièce .....	435	155	145	--	--	--	--	--	--	--	--	2.6
2 rooms — pièces .....	1,280	260	370	310	165	100	--	--	--	--	--	2.8
3 " " .....	2,200	185	645	550	330	325	--	--	--	--	--	3.3
4 " " .....	3,305	125	635	750	690	480	305	180	--	--	--	4.0
5 " " .....	2,955	--	445	640	700	390	340	165	105	--	--	4.3
6 " " .....	4,055	--	605	825	905	585	410	280	145	--	150	4.5
7 " " .....	2,145	--	285	390	410	385	300	190	--	--	--	4.6
8 " " .....	895	--	135	125	190	130	110	--	--	--	--	4.8
9 " " .....	660	--	--	100	115	140	110	--	--	--	--	5.2
10 rooms and over — pièces et plus	780	--	--	120	105	100	--	--	--	--	--	5.2
<b>Sydney</b> .....	<b>6,325</b>	<b>150</b>	<b>820</b>	<b>1,065</b>	<b>1,095</b>	<b>1,150</b>	<b>805</b>	<b>495</b>	<b>320</b>	<b>130</b>	<b>295</b>	<b>4.8</b>
1 room — pièce .....	--	--	--	--	--	--	--	--	--	--	--	--
2 rooms — pièces .....	--	--	--	--	--	--	--	--	--	--	--	--
3 " " .....	420	--	100	--	--	--	--	--	--	--	--	4.0
4 " " .....	965	--	175	175	215	185	120	--	--	--	--	4.3
5 " " .....	940	--	105	185	200	170	--	--	--	--	--	4.7
6 " " .....	1,740	--	180	365	260	355	210	145	100	--	--	4.7
7 " " .....	990	--	130	115	170	180	160	100	--	--	--	5.0
8 " " .....	430	--	--	--	--	--	120	--	--	--	--	5.3
9 " " .....	350	--	--	--	--	--	--	--	--	--	--	6.0
10 rooms and over — pièces et plus	385	--	--	--	--	--	--	--	--	--	--	6.1
<b>New Brunswick</b> .....	<b>114,010</b>	<b>6,685</b>	<b>19,690</b>	<b>21,815</b>	<b>19,835</b>	<b>15,250</b>	<b>10,235</b>	<b>7,275</b>	<b>4,650</b>	<b>3,385</b>	<b>5,190</b>	<b>4.4</b>
1 room — pièce .....	1,345	610	175	175	140	110	--	--	--	--	--	2.7
2 rooms — pièces .....	4,290	880	720	865	640	410	215	230	145	--	120	3.6
3 " " .....	8,570	870	1,970	1,865	1,390	875	580	365	235	160	260	3.8
4 " " .....	15,640	1,020	3,170	3,485	3,005	1,665	1,015	885	480	440	475	4.1
5 " " .....	17,940	775	3,515	4,095	3,260	2,360	1,520	775	595	460	585	4.2
6 " " .....	22,020	970	3,810	4,230	4,115	3,525	1,985	1,300	790	605	690	4.4
7 " " .....	17,375	605	2,610	2,960	3,020	2,770	1,810	1,345	820	420	1,015	4.7
8 " " .....	13,640	475	2,015	2,210	2,225	1,880	1,345	1,230	775	625	860	5.0
9 " " .....	6,505	245	935	895	1,045	745	850	510	450	255	575	5.2
10 rooms and over — pièces et plus	6,685	235	770	1,035	995	910	875	605	325	340	595	5.3

TABLE 85. Occupied dwellings by number of rooms showing number of persons per household, for provinces, rural, urban, and cities of 30,000 population and over, 1951 - Continued

TABLEAU 85. Logements occupés selon le nombre de pièces et nombre de personnes par ménage, provinces, régions rurales et urbaines, et cités de 30,000 et plus, 1951 - suite

Rooms per dwelling — Pièces par logement	Total	Households by number of persons — Ménages selon le nombre de personnes										Average number of persons per household — Moyenne de personnes par ménage		
		1	2	3	4	5	6	7	8	9	10 +			
<b>New Brunswick - Con.-fin</b>														
Rural - Régions rurales .....	62,225	3,755	9,350	10,375	9,875	8,385	6,075	4,760	3,230	2,445	3,975		4.8	
1 room - pièce .....	1,010	420	100	150	130	--	--	--	--	--	--	--	2.9	
2 rooms - pièces .....	2,840	445	360	580	480	335	155	185	120	--	120	--	4.1	
3 " " .....	4,825	455	765	865	845	615	425	305	195	135	220	--	4.4	
4 " " .....	7,375	470	1,135	1,240	1,355	870	650	560	320	355	420	--	4.7	
5 " " .....	7,540	405	1,435	1,370	1,055	1,010	720	470	375	290	410	--	4.6	
6 " " .....	10,550	510	1,730	1,885	1,760	1,610	990	690	465	415	495	--	4.6	
7 " " .....	9,930	405	1,400	1,510	1,575	1,470	1,030	895	550	315	780	--	5.0	
8 " " .....	9,155	325	1,355	1,435	1,480	1,210	890	810	580	420	650	--	5.0	
9 " " .....	4,525	160	605	635	630	515	595	395	355	180	455	--	5.4	
10 rooms and over - pièces et plus	4,475	160	465	705	565	665	585	420	240	260	410	--	5.4	
Urban - Régions urbaines .....	51,785	2,930	10,340	11,440	9,960	6,865	4,160	2,515	1,420	940	1,215		4.0	
1 room - pièce .....	335	190	--	--	--	--	--	--	--	--	--	--	1.9	
2 rooms - pièces .....	1,450	435	360	285	160	--	--	--	--	--	--	--	2.7	
3 " " .....	3,745	415	1,205	1,000	545	260	155	--	--	--	--	--	3.1	
4 " " .....	8,265	550	2,035	2,245	1,650	795	365	325	160	--	--	--	3.5	
5 " " .....	10,400	370	2,080	2,725	2,205	1,350	800	305	220	170	175	--	3.9	
6 " " .....	11,470	460	2,080	2,345	2,355	1,915	995	610	325	190	195	--	4.1	
7 " " .....	7,445	200	1,210	1,450	1,445	1,300	780	450	270	105	235	--	4.4	
8 " " .....	4,485	150	660	775	745	670	455	420	195	205	210	--	4.8	
9 " " .....	1,980	--	330	260	415	230	255	115	--	--	120	--	4.8	
10 rooms and over - pièces et plus	2,210	--	305	330	430	245	290	185	--	--	185	--	5.0	
Saint John .....	13,180	950	2,860	3,135	2,510	1,570	985	470	280	210	210		3.8	
1 room - pièce .....	110	--	--	--	--	--	--	--	--	--	--	--	1.4	
2 rooms - pièces .....	450	150	125	--	--	--	--	--	--	--	--	--	2.4	
3 " " .....	990	170	360	205	130	--	--	--	--	--	--	--	2.7	
4 " " .....	2,340	230	660	655	415	170	--	--	--	--	--	--	3.2	
5 " " .....	3,065	135	615	790	640	415	240	--	--	--	--	--	3.9	
6 " " .....	3,165	--	570	725	685	475	300	--	120	--	--	--	4.1	
7 " " .....	1,765	--	330	430	335	270	120	100	--	--	--	--	4.1	
8 " " .....	670	--	--	145	130	--	--	--	--	--	--	--	4.6	
9 " " .....	300	--	--	--	--	--	--	--	--	--	--	--	5.3	
10 rooms and over - pièces et plus	325	--	--	--	--	--	--	--	--	--	--	--	4.8	
<b>Québec</b> .....	<b>858,785</b>	<b>38,640</b>	<b>146,090</b>	<b>159,615</b>	<b>153,500</b>	<b>116,930</b>	<b>81,850</b>	<b>55,255</b>	<b>37,725</b>	<b>25,280</b>	<b>43,900</b>		<b>4.6</b>	
1 room - pièce .....	10,595	5,135	2,680	975	655	430	310	180	130	--	--	--	2.2	
2 rooms - pièces .....	25,515	5,810	8,105	4,860	2,950	1,485	940	565	280	210	310	--	2.9	
3 " " .....	85,535	7,225	26,430	20,555	13,490	7,910	4,250	2,330	1,480	910	955	--	3.4	
4 " " .....	182,660	7,345	39,940	43,395	37,120	23,675	13,270	7,780	4,300	2,465	3,370	--	3.9	
5 " " .....	175,890	4,730	28,310	35,035	35,905	27,045	17,565	11,015	6,855	3,925	5,505	--	4.4	
6 " " .....	149,570	3,245	18,745	25,965	29,135	24,185	17,205	11,460	7,550	4,945	7,135	--	4.8	
7 " " .....	93,380	2,085	9,420	12,890	15,575	14,100	11,525	8,895	6,270	4,450	8,170	--	5.4	
8 " " .....	66,505	1,510	6,375	8,335	9,545	9,415	8,275	6,490	5,280	3,635	7,645	--	5.7	
9 " " .....	32,115	700	2,695	3,540	4,590	4,275	4,045	3,015	2,645	2,080	4,530	--	6.1	
10 rooms and over - pièces et plus	37,020	855	3,390	4,065	4,535	4,410	4,465	3,525	2,935	2,595	6,245	--	6.3	
Rural - Régions rurales .....	255,385	12,750	35,090	37,150	36,850	31,805	26,695	21,135	16,480	12,410	25,020		5.3	
1 room - pièce .....	3,265	860	660	460	445	315	240	135	--	--	--	--	3.2	
2 rooms - pièces .....	6,900	1,560	1,640	1,100	800	590	415	340	135	135	185	--	3.4	
3 " " .....	19,475	2,095	3,810	3,845	2,840	2,290	1,530	1,080	870	525	590	--	4.1	
4 " " .....	33,470	1,855	6,155	6,230	5,480	4,530	3,115	2,225	1,360	980	1,540	--	4.4	
5 " " .....	36,495	1,640	6,225	6,100	5,715	4,670	3,490	2,780	2,095	1,465	2,315	--	4.8	
6 " " .....	38,215	1,430	5,285	5,565	5,720	5,055	4,265	3,360	2,430	1,795	3,310	--	5.2	
7 " " .....	41,660	1,275	4,140	5,180	5,905	5,165	4,745	4,170	3,390	2,510	5,180	--	5.8	
8 " " .....	35,940	1,030	3,540	4,445	4,730	4,560	4,340	3,315	2,885	2,210	4,885	--	5.9	
9 " " .....	19,130	490	1,655	2,065	2,680	2,315	2,240	1,800	1,545	1,245	3,095	--	6.2	
10 rooms and over - pièces et plus	20,835	515	1,980	2,160	2,535	2,315	2,315	1,930	1,680	1,505	3,800	--	6.4	
Urban - Régions urbaines .....	603,400	25,890	111,000	122,465	116,650	85,125	55,155	34,120	21,245	12,870	18,880		4.3	
1 room - pièce .....	7,330	4,275	2,020	515	210	115	--	--	--	--	--	--	1.7	
2 rooms - pièces .....	18,615	4,250	6,465	3,760	2,150	895	525	225	145	--	125	--	2.7	
3 " " .....	66,060	5,130	22,620	16,710	10,650	5,620	2,720	1,250	610	385	365	--	3.2	
4 " " .....	149,190	5,490	33,785	37,165	31,640	19,145	10,155	5,555	2,940	1,485	1,830	--	3.8	
5 " " .....	139,395	3,090	22,085	28,935	30,190	22,375	14,075	8,235	4,760	2,460	3,190	--	4.3	
6 " " .....	111,355	1,815	13,460	20,400	23,415	19,130	12,940	8,100	5,120	3,150	3,825	--	4.7	
7 " " .....	51,720	810	5,280	7,710	9,670	8,935	6,780	4,725	2,880	1,940	2,990	--	5.1	
8 " " .....	30,565	480	2,835	3,890	4,815	4,855	3,935	3,175	2,395	1,425	2,760	--	5.6	
9 " " .....	12,985	210	1,040	1,475	1,910	1,960	1,805	1,215	1,100	835	1,435	--	5.9	
10 rooms and over - pièces et plus	16,185	340	1,410	1,905	2,000	2,095	2,150	1,595	1,255	1,090	2,345	--	6.1	



TABLE 85. Occupied dwellings by number of rooms showing number of persons per household, for provinces, rural, urban, and cities of 30,000 population and over, 1951 - Continued

TABLEAU 85. Logements occupés selon le nombre de pièces et nombre de personnes par ménage, provinces, régions rurales et urbaines, et cités de 30,000 et plus, 1951 - suite

Rooms per dwelling Pièces par logement	Total	Households by number of persons Ménages selon le nombre de personnes										Average number of persons per household
		1	2	3	4	5	6	7	8	9	10+	Moyenne de personnes par ménage
<b>Québec - Con. - fin</b>												
Verdun .....	19,805	545	4,300	4,910	4,545	2,725	1,530	620	335	125	170	3.8
1 room - pièce .....	--	--	--	--	--	--	--	--	--	--	--	--
2 rooms - pièces .....	--	--	--	--	--	--	--	--	--	--	--	--
3 " " .....	1,510	--	560	380	340	--	--	--	--	--	--	3.0
4 " " .....	7,350	200	1,900	2,050	1,635	830	435	155	--	--	--	3.5
5 " " .....	6,430	175	1,250	1,620	1,495	980	525	205	125	--	--	3.8
6 " " .....	3,600	--	515	695	905	645	445	175	--	--	--	4.3
7 " " .....	545	--	--	--	130	130	--	--	--	--	--	5.1
8 " " .....	155	--	--	--	--	--	--	--	--	--	--	5.3
9 " " .....	--	--	--	--	--	--	--	--	--	--	--	--
10 rooms and over - pièces et plus	--	--	--	--	--	--	--	--	--	--	--	--
<b>Ontario .....</b>	<b>1,181,125</b>	<b>80,870</b>	<b>267,070</b>	<b>253,260</b>	<b>234,900</b>	<b>151,615</b>	<b>86,315</b>	<b>46,875</b>	<b>25,665</b>	<b>14,365</b>	<b>20,190</b>	<b>3.8</b>
1 room - pièce .....	11,610	5,875	2,760	1,240	815	340	270	140	--	--	--	2.1
2 rooms - pièces .....	38,125	10,430	12,375	7,270	3,990	1,900	905	480	300	210	265	2.6
3 " " .....	95,025	13,930	35,705	21,920	12,245	5,405	2,665	1,290	880	400	585	2.8
4 " " .....	177,905	12,175	48,655	45,530	38,155	17,985	8,075	3,725	1,790	930	885	3.3
5 " " .....	226,625	11,765	54,750	54,430	50,500	28,580	13,600	6,390	3,170	1,625	1,815	3.6
6 " " .....	296,345	11,845	55,910	62,405	66,930	46,210	26,060	13,245	6,745	3,220	3,775	4.0
7 " " .....	150,980	6,780	27,850	29,075	30,280	23,220	15,060	8,850	4,335	2,470	3,060	4.2
8 " " .....	96,505	4,270	15,775	16,980	17,485	15,295	10,010	6,550	4,150	2,600	3,390	4.5
9 " " .....	45,005	2,070	6,975	7,515	7,850	6,630	4,980	3,065	2,065	1,400	2,455	4.7
10 rooms and over - pièces et plus	43,000	1,730	6,315	6,895	6,650	6,050	4,690	3,140	2,150	1,450	3,930	5.2
<b>Rural - Régions rurales .....</b>	<b>340,870</b>	<b>29,460</b>	<b>74,445</b>	<b>68,825</b>	<b>62,715</b>	<b>44,480</b>	<b>26,305</b>	<b>15,275</b>	<b>8,570</b>	<b>4,765</b>	<b>6,030</b>	<b>3.8</b>
1 room - pièce .....	5,165	2,330	1,160	595	455	225	180	105	--	--	--	2.4
2 rooms - pièces .....	12,095	3,160	2,680	2,195	1,625	1,030	480	325	245	165	190	3.1
3 " " .....	20,655	3,265	5,220	4,360	3,110	1,830	1,110	655	530	235	340	3.4
4 " " .....	42,190	4,045	10,540	9,420	8,435	4,645	2,325	1,285	690	395	410	3.5
5 " " .....	52,665	4,430	12,210	10,845	10,565	6,680	3,465	2,075	1,000	680	715	3.7
6 " " .....	63,200	4,505	14,480	12,855	11,730	8,715	4,920	2,595	1,540	745	1,115	3.8
7 " " .....	57,065	3,420	12,200	11,635	10,405	7,790	5,090	3,005	1,525	870	1,125	4.0
8 " " .....	43,585	2,215	8,180	8,545	8,335	6,915	3,890	2,435	1,405	750	915	4.1
9 " " .....	22,730	1,205	4,190	4,505	4,215	3,325	2,395	1,230	690	425	550	4.2
10 rooms and over - pièces et plus	21,520	885	3,585	3,870	3,840	3,325	2,450	1,565	890	465	645	4.5
<b>Urban - Régions urbaines .....</b>	<b>840,255</b>	<b>51,410</b>	<b>192,625</b>	<b>184,435</b>	<b>172,185</b>	<b>107,135</b>	<b>60,010</b>	<b>31,600</b>	<b>17,095</b>	<b>9,600</b>	<b>14,160</b>	<b>3.8</b>
1 room - pièce .....	6,445	3,545	1,600	645	360	115	--	--	--	--	--	1.9
2 rooms - pièces .....	26,030	7,270	9,695	5,075	2,365	870	425	155	--	--	--	2.3
3 " " .....	74,370	10,665	30,485	17,560	9,135	3,575	1,555	635	350	165	245	2.7
4 " " .....	135,715	8,130	38,115	36,110	29,720	13,340	5,750	2,440	1,100	535	475	3.3
5 " " .....	173,960	7,335	42,540	43,585	39,935	21,900	10,135	4,315	2,170	945	1,100	3.6
6 " " .....	233,145	7,340	41,430	49,550	55,200	37,495	21,140	10,650	5,205	2,475	2,660	4.0
7 " " .....	93,915	3,360	15,650	17,440	19,875	15,430	9,970	5,845	2,810	1,600	1,935	4.3
8 " " .....	52,920	2,055	7,595	8,435	9,150	8,380	6,120	4,115	2,745	1,850	2,475	4.8
9 " " .....	22,275	865	2,785	3,010	3,635	3,305	2,585	1,835	1,375	975	1,905	5.3
10 rooms and over - pièces et plus	21,480	845	2,730	3,025	2,810	2,725	2,240	1,575	1,260	985	3,285	5.9
<b>Brantford .....</b>	<b>10,375</b>	<b>765</b>	<b>2,800</b>	<b>2,365</b>	<b>2,070</b>	<b>1,200</b>	<b>635</b>	<b>240</b>	<b>175</b>	<b>--</b>	<b>--</b>	<b>3.5</b>
1 room - pièce .....	--	--	--	--	--	--	--	--	--	--	--	--
2 rooms - pièces .....	220	--	100	--	--	--	--	--	--	--	--	2.3
3 " " .....	1,045	160	435	305	105	--	--	--	--	--	--	2.5
4 " " .....	1,610	150	460	475	350	110	--	--	--	--	--	3.0
5 " " .....	2,275	150	570	490	625	260	130	--	--	--	--	3.4
6 " " .....	3,220	130	765	695	570	530	300	110	--	--	--	3.8
7 " " .....	1,075	--	245	195	265	155	--	--	--	--	--	3.9
8 " " .....	460	--	125	--	--	--	--	--	--	--	--	4.1
9 " " .....	165	--	--	--	--	--	--	--	--	--	--	4.1
10 rooms and over - pièces et plus	220	--	--	--	--	--	--	--	--	--	--	5.1
<b>Fort William .....</b>	<b>9,300</b>	<b>520</b>	<b>1,940</b>	<b>2,295</b>	<b>2,060</b>	<b>1,290</b>	<b>620</b>	<b>325</b>	<b>100</b>	<b>--</b>	<b>--</b>	<b>3.7</b>
1 room - pièce .....	115	--	--	--	--	--	--	--	--	--	--	1.5
2 rooms - pièces .....	365	--	170	--	--	--	--	--	--	--	--	2.1
3 " " .....	975	120	425	230	135	--	--	--	--	--	--	2.6
4 " " .....	2,835	130	615	815	800	290	125	--	--	--	--	3.4
5 " " .....	2,155	--	330	605	485	440	160	--	--	--	--	3.8
6 " " .....	1,915	--	265	400	435	360	210	125	--	--	--	4.4
7 " " .....	445	--	--	--	--	--	--	--	--	--	--	4.8
8 " " .....	340	--	--	--	--	--	--	--	--	--	--	4.5
9 " " .....	--	--	--	--	--	--	--	--	--	--	--	--
10 rooms and over - pièces et plus	115	--	--	--	--	--	--	--	--	--	--	4.6

TABLE 85. Occupied dwellings by number of rooms showing number of persons per household, for provinces, rural, urban, and cities of 30,000 population and over, 1951 - Continued

TABLEAU 85. Logements occupés selon le nombre de pièces et nombre de personnes par ménage, provinces, régions rurales et urbaines. et cités de 30,000 et plus, 1951 - suite

Rooms per dwelling — Pièces par logement	Total	Households by number of persons — Ménages selon le nombre de personnes										Average number of persons per household — Moyenne de personnes par ménage
		1	2	3	4	5	6	7	8	9	10+	
<b>Ontario—Con.—suite</b>												
Hamilton .....	55,340	3,265	13,480	12,310	11,400	6,895	3,750	2,000	975	510	755	3.7
1 room — pièce .....	415	250	115	--	--	--	--	--	--	--	--	1.7
2 rooms — pièces .....	1,885	450	850	380	110	--	--	--	--	--	--	2.3
3 " " .....	5,775	795	2,525	1,365	750	200	--	--	--	--	--	2.6
4 " " .....	10,215	505	2,925	2,675	2,300	1,100	420	160	--	--	--	3.3
5 " " .....	10,625	450	2,670	2,740	2,455	1,220	555	275	115	--	--	3.5
6 " " .....	16,075	425	2,950	3,340	3,855	2,640	1,550	735	315	135	130	4.0
7 " " .....	5,575	150	815	1,030	1,110	965	650	425	195	105	130	4.5
8 " " .....	2,605	145	340	455	495	395	285	205	125	--	--	4.6
9 " " .....	1,160	--	145	165	185	200	--	105	--	--	105	5.1
10 rooms and over — pièces et plus	1,010	--	145	135	125	110	120	--	--	--	165	5.9
Kingston .....	8,710	610	2,155	1,915	1,685	1,030	570	305	200	--	150	3.7
1 room — pièce .....	--	--	--	--	--	--	--	--	--	--	--	--
2 rooms — pièces .....	300	--	100	--	--	--	--	--	--	--	--	2.5
3 " " .....	1,085	155	445	270	130	--	--	--	--	--	--	2.7
4 " " .....	1,225	--	445	345	185	115	--	--	--	--	--	2.9
5 " " .....	1,515	--	375	370	315	185	105	--	--	--	--	3.6
6 " " .....	1,765	--	315	430	435	250	140	--	--	--	--	3.9
7 " " .....	1,300	--	215	230	320	220	105	100	--	--	--	4.3
8 " " .....	625	--	135	--	100	--	--	--	--	--	--	4.2
9 " " .....	405	--	--	--	--	--	--	--	--	--	--	5.2
10 rooms and over — pièces et plus	430	--	--	--	--	--	--	--	--	--	--	5.2
Kitchener .....	11,570	645	2,600	2,495	2,395	1,580	885	445	185	160	180	3.8
1 room — pièce .....	100	--	--	--	--	--	--	--	--	--	--	1.7
2 rooms — pièces .....	425	155	145	--	--	--	--	--	--	--	--	2.1
3 " " .....	1,365	165	625	340	120	--	--	--	--	--	--	2.6
4 " " .....	1,690	--	515	445	435	185	--	--	--	--	--	3.2
5 " " .....	1,785	--	380	420	455	220	140	--	--	--	--	3.6
6 " " .....	3,185	--	530	690	795	470	330	140	--	--	--	4.2
7 " " .....	1,675	--	185	345	340	340	170	130	--	--	--	4.5
8 " " .....	885	--	140	125	130	175	115	--	--	--	--	5.0
9 " " .....	200	--	--	--	--	--	--	--	--	--	--	5.2
10 rooms and over — pièces et plus	260	--	--	--	--	--	--	--	--	--	--	5.7
London .....	26,385	2,070	7,185	6,105	4,875	2,935	1,560	725	415	210	305	3.5
1 room — pièce .....	330	215	--	--	--	--	--	--	--	--	--	1.6
2 rooms — pièces .....	910	305	350	165	--	--	--	--	--	--	--	2.1
3 " " .....	2,775	445	1,295	580	290	--	--	--	--	--	--	2.5
4 " " .....	3,995	295	1,295	1,150	705	365	120	--	--	--	--	3.1
5 " " .....	6,155	310	1,760	1,695	1,305	600	260	120	--	--	--	3.3
6 " " .....	6,780	240	1,420	1,530	1,420	1,045	595	260	135	--	--	3.9
7 " " .....	3,110	140	660	585	680	430	290	170	--	--	--	4.0
8 " " .....	1,290	--	190	215	275	235	115	--	--	--	--	4.4
9 " " .....	580	--	--	105	--	--	--	--	--	--	--	5.1
10 rooms and over — pièces et plus	460	--	--	--	--	--	--	--	--	--	--	6.4
Oshawa .....	11,225	495	2,530	2,890	2,305	1,570	640	390	195	--	120	3.7
1 room — pièce .....	415	--	170	--	--	--	--	--	--	--	--	2.4
2 rooms — pièces .....	1,020	--	440	345	--	--	--	--	--	--	--	2.6
3 " " .....	1,815	--	465	530	405	175	--	--	--	--	--	3.4
4 " " .....	2,440	--	570	680	570	350	100	--	--	--	--	3.6
5 " " .....	3,415	--	520	830	800	610	250	180	--	--	--	4.0
6 " " .....	1,200	--	180	240	225	245	115	--	--	--	--	4.3
7 " " .....	420	--	--	--	--	--	--	--	--	--	--	4.7
8 " " .....	215	--	--	--	--	--	--	--	--	--	--	5.0
9 " " .....	210	--	--	--	--	--	--	--	--	--	--	5.0
Ottawa .....	48,965	3,185	10,315	10,320	9,585	6,615	3,905	2,030	1,215	695	1,100	3.9
1 room — pièce .....	400	225	105	--	--	--	--	--	--	--	--	1.8
2 rooms — pièces .....	1,915	690	655	285	125	--	--	--	--	--	--	2.3
3 " " .....	5,675	855	2,170	1,255	680	355	190	--	--	--	--	2.8
4 " " .....	7,570	575	2,170	1,815	1,550	805	355	125	--	--	--	3.3
5 " " .....	9,015	430	2,070	2,325	1,940	1,145	555	265	155	--	105	3.6
6 " " .....	12,305	175	1,820	2,595	3,005	2,110	1,355	525	325	170	225	4.3
7 " " .....	6,170	--	715	1,120	1,415	1,215	750	380	200	105	175	4.6
8 " " .....	2,495	--	320	430	375	440	245	250	135	125	120	5.0
9 " " .....	1,760	--	135	230	270	260	235	205	125	110	165	5.7
10 rooms and over — pièces et plus	1,660	--	155	225	210	225	160	185	125	--	240	6.0



TABLE 85. Occupied dwellings by number of rooms showing number of persons per household, for provinces, rural, urban, and cities of 30,000 population and over, 1951 - Continued

TABLEAU 85. Logements occupés selon le nombre de pièces et nombre de personnes par ménage, provinces, régions rurales et urbaines, et cités de 30,000 et plus, 1951 - suite

Rooms per dwelling Pièces par logement	Total	Households by number of persons Ménages selon le nombre de personnes										Average number of persons per household — Moyenne de personnes par ménage		
		1	2	3	4	5	6	7	8	9	10+			
<b>Ontario - Con.-fin</b>														
Toronto .....	157,175	9,855	32,540	30,025	28,885	19,845	13,380	8,055	5,265	3,260	6,065			4.2
1 room - pièce .....	1,570	895	420	140	--	--	--	--	--	--	--	--	--	1.8
2 rooms - pièces .....	5,610	1,885	2,180	905	345	140	--	--	--	--	--	--	--	2.2
3 " " .....	13,460	2,435	6,000	2,715	1,375	455	185	--	105	--	--	--	--	2.5
4 " " .....	14,520	1,235	4,940	3,670	2,645	1,020	540	245	100	--	--	--	--	3.1
5 " " .....	20,435	1,080	5,575	5,225	4,180	2,280	1,135	440	295	120	105	--	--	3.5
6 " " .....	52,010	1,230	8,195	10,810	12,330	8,295	5,315	2,865	1,440	675	855	--	--	4.2
7 " " .....	17,320	370	2,375	2,900	3,560	3,135	2,095	1,170	720	420	575	--	--	4.7
8 " " .....	17,390	395	1,605	2,110	2,610	2,745	2,380	1,885	1,370	920	1,370	--	--	5.5
9 " " .....	7,140	145	595	780	1,045	915	815	785	615	465	980	--	--	6.2
10 rooms and over - pièces et plus	7,720	185	655	770	735	830	830	545	595	535	2,040	--	--	7.3
Windsor .....	31,815	2,015	7,410	6,930	6,740	4,065	2,220	1,185	565	300	385			3.7
1 room - pièce .....	535	355	155	--	--	--	--	--	--	--	--	--	--	1.5
2 rooms - pièces .....	1,385	390	610	235	--	--	--	--	--	--	--	--	--	2.2
3 " " .....	3,040	450	1,350	690	340	125	--	--	--	--	--	--	--	2.6
4 " " .....	5,665	195	1,365	1,405	1,525	675	305	105	--	--	--	--	--	3.5
5 " " .....	7,540	280	1,790	1,800	1,800	1,050	470	210	--	--	--	--	--	3.6
6 " " .....	8,315	200	1,365	1,930	1,905	1,355	740	430	185	--	130	--	--	4.1
7 " " .....	2,795	--	415	485	610	430	375	215	--	--	--	--	--	4.5
8 " " .....	1,465	--	255	230	255	250	170	--	--	--	--	--	--	4.7
9 " " .....	650	--	--	--	160	--	--	--	--	--	--	--	--	5.2
10 rooms and over - pièces et plus	425	--	--	--	--	--	--	--	--	--	--	--	--	5.3
<b>Manitoba</b> .....	<b>202,400</b>	<b>15,920</b>	<b>45,355</b>	<b>43,915</b>	<b>40,770</b>	<b>25,505</b>	<b>13,885</b>	<b>7,615</b>	<b>3,975</b>	<b>2,170</b>	<b>3,290</b>			<b>3.7</b>
1 room - pièce .....	6,275	3,315	1,045	690	395	355	175	125	100	--	--	--	--	2.3
2 rooms - pièces .....	15,850	3,770	4,710	2,915	1,910	1,005	575	355	265	180	165	--	--	2.9
3 " " .....	27,580	2,880	9,585	6,660	3,855	2,085	1,075	605	255	210	370	--	--	3.1
4 " " .....	48,055	2,600	12,110	12,710	11,235	4,975	2,350	1,040	540	180	315	--	--	3.4
5 " " .....	41,120	1,495	8,485	9,315	9,825	6,175	3,000	1,480	735	315	295	--	--	3.8
6 " " .....	32,120	935	5,395	6,490	7,490	5,555	3,140	1,585	840	310	380	--	--	4.1
7 " " .....	16,090	500	2,275	2,785	3,410	2,940	1,855	1,105	515	335	370	--	--	4.5
8 " " .....	8,220	235	995	1,415	1,520	1,380	985	710	340	265	375	--	--	4.8
9 " " .....	3,655	--	430	540	625	560	420	330	175	170	320	--	--	5.3
10 rooms and over - pièces et plus	3,435	105	325	395	505	475	310	280	210	170	660	--	--	6.3
<b>Rural - Régions rurales</b> .....	<b>83,690</b>	<b>8,185</b>	<b>15,745</b>	<b>16,025</b>	<b>15,625</b>	<b>11,470</b>	<b>7,170</b>	<b>4,050</b>	<b>2,350</b>	<b>1,345</b>	<b>1,725</b>			<b>3.9</b>
1 room - pièce .....	4,080	1,840	580	550	345	325	155	120	100	--	--	--	--	2.7
2 rooms - pièces .....	8,495	1,815	1,815	1,410	1,285	800	495	320	250	170	135	--	--	3.4
3 " " .....	10,735	1,190	2,355	2,120	1,730	1,375	790	440	225	180	330	--	--	3.8
4 " " .....	16,420	1,420	3,760	3,335	3,275	1,960	1,280	635	345	150	260	--	--	3.7
5 " " .....	14,950	785	2,795	3,125	3,025	2,100	1,455	770	480	220	195	--	--	4.0
6 " " .....	12,895	535	2,225	2,535	2,670	2,125	1,280	660	445	150	270	--	--	4.2
7 " " .....	8,090	325	1,155	1,540	1,745	1,405	830	485	240	175	190	--	--	4.4
8 " " .....	4,530	160	580	865	900	765	515	340	130	145	130	--	--	4.5
9 " " .....	1,980	--	280	375	335	345	185	175	--	--	--	--	--	4.7
10 rooms and over - pièces et plus	1,515	--	200	170	315	270	185	105	--	--	100	--	--	4.9
<b>Urban - Régions urbaines</b> .....	<b>118,710</b>	<b>7,735</b>	<b>29,610</b>	<b>27,890</b>	<b>25,145</b>	<b>14,035</b>	<b>6,715</b>	<b>3,565</b>	<b>1,625</b>	<b>825</b>	<b>1,565</b>			<b>3.6</b>
1 room - pièce .....	2,195	1,475	465	140	--	--	--	--	--	--	--	--	--	1.6
2 rooms - pièces .....	7,355	1,955	2,895	1,505	625	205	--	--	--	--	--	--	--	2.3
3 " " .....	16,845	1,690	7,230	4,540	2,125	710	285	165	--	--	--	--	--	2.7
4 " " .....	31,635	1,180	8,350	9,375	7,960	3,015	1,070	405	195	--	--	--	--	3.3
5 " " .....	26,170	710	5,690	6,190	6,800	4,075	1,545	710	255	--	100	--	--	3.7
6 " " .....	19,225	400	3,170	3,955	4,820	3,430	1,860	925	395	160	110	--	--	4.1
7 " " .....	8,000	175	1,120	1,245	1,665	1,535	1,025	620	275	160	180	--	--	4.6
8 " " .....	3,690	--	415	550	620	615	470	370	210	120	245	--	--	5.2
9 " " .....	1,675	--	150	165	290	215	235	155	--	--	240	--	--	6.0
10 rooms and over - pièces et plus	1,920	--	125	225	190	205	125	175	155	125	560	--	--	7.5
<b>Winnipeg</b> .....	<b>64,630</b>	<b>4,655</b>	<b>17,240</b>	<b>14,950</b>	<b>12,700</b>	<b>7,195</b>	<b>3,460</b>	<b>1,810</b>	<b>970</b>	<b>495</b>	<b>1,155</b>			<b>3.6</b>
1 room - pièce .....	1,390	975	295	--	--	--	--	--	--	--	--	--	--	1.5
2 rooms - pièces .....	4,720	1,315	2,095	935	245	--	--	--	--	--	--	--	--	2.1
3 " " .....	10,955	1,090	5,045	2,910	1,275	385	145	--	--	--	--	--	--	2.6
4 " " .....	13,945	485	3,890	4,145	3,625	1,205	400	105	--	--	--	--	--	3.2
5 " " .....	13,325	360	3,030	3,330	3,290	2,115	740	265	115	--	--	--	--	3.6
6 " " .....	10,500	215	1,820	2,220	2,645	1,855	920	470	225	--	--	--	--	4.0
7 " " .....	4,590	115	610	780	880	845	640	385	155	--	--	--	--	4.6
8 " " .....	2,510	--	245	360	425	425	305	270	170	--	185	--	--	5.4
9 " " .....	1,220	--	100	--	185	140	175	115	--	--	210	--	--	6.3
10 rooms and over - pièces et plus	1,475	--	110	115	115	145	--	135	130	115	505	--	--	8.1





TABLE 85. Occupied dwellings by number of rooms showing number of persons per household, for provinces, rural, urban, and cities of 30,000 population and over, 1951 - Continued

TABLEAU 85. Logements occupés selon le nombre de pièces et nombre de personnes par ménage, provinces, régions rurales et urbaines, et cités de 30,000 et plus, 1951 - suite

Rooms per dwelling Pièces par logement	Total	Households by number of persons Ménages selon le nombre de personnes										Average number of persons per household Moyenne de personnes par ménage
		1	2	3	4	5	6	7	8	9	10+	
<b>Alberta</b> .....	<b>250,750</b>	<b>29,625</b>	<b>53,235</b>	<b>50,210</b>	<b>48,420</b>	<b>31,625</b>	<b>18,010</b>	<b>9,145</b>	<b>5,025</b>	<b>2,430</b>	<b>3,025</b>	<b>3.6</b>
1 room - pièce .....	12,765	7,725	2,195	985	715	410	195	170	160	--	130	2.0
2 rooms - pièces .....	25,765	7,565	6,835	4,480	3,225	1,775	845	505	215	140	180	2.7
3 " " .....	34,950	5,100	10,400	7,805	5,245	3,015	1,565	860	505	210	245	3.1
4 " " .....	62,785	4,415	14,480	14,795	14,260	7,730	3,715	1,705	920	390	375	3.5
5 " " .....	50,385	2,435	9,830	10,830	11,460	7,785	4,325	1,830	990	415	485	3.9
6 " " .....	32,440	1,215	5,175	6,135	7,355	5,525	3,645	1,685	870	410	425	4.2
7 " " .....	16,295	630	2,270	2,855	3,410	2,805	1,975	1,185	510	285	370	4.4
8 " " .....	8,820	295	1,250	1,460	1,705	1,520	990	665	435	225	275	4.6
9 " " .....	3,405	110	400	465	620	635	420	250	210	105	190	5.0
10 rooms and over - pièces et plus	3,140	135	400	400	425	425	335	290	210	170	350	5.5
<b>Rural - Régions rurales</b> .....	<b>125,325</b>	<b>16,845</b>	<b>22,440</b>	<b>22,950</b>	<b>22,755</b>	<b>17,135</b>	<b>10,270</b>	<b>6,025</b>	<b>3,350</b>	<b>1,575</b>	<b>1,980</b>	<b>3.8</b>
1 room - pièce .....	7,735	4,235	1,170	705	585	350	170	165	155	--	125	2.4
2 rooms - pièces .....	14,995	4,485	2,950	2,395	2,140	1,360	705	470	195	135	160	3.0
3 " " .....	17,960	2,920	3,765	3,465	3,005	2,085	1,220	695	420	185	200	3.5
4 " " .....	28,440	2,605	5,815	5,780	5,690	3,935	2,100	1,250	650	305	310	3.8
5 " " .....	23,420	1,365	4,105	4,720	4,825	3,755	2,295	1,060	625	265	405	4.0
6 " " .....	15,765	625	2,460	2,945	3,265	2,600	1,795	1,045	540	235	255	4.3
7 " " .....	8,660	355	1,125	1,545	1,725	1,495	1,080	620	310	160	245	4.5
8 " " .....	4,845	170	630	835	945	890	495	400	260	--	130	4.6
9 " " .....	1,950	--	230	295	355	425	235	140	100	--	--	4.8
10 rooms and over - pièces et plus	1,555	--	190	265	220	240	175	180	--	--	--	5.1
<b>Urban - Régions urbaines</b> .....	<b>125,425</b>	<b>12,780</b>	<b>30,795</b>	<b>27,260</b>	<b>25,665</b>	<b>14,490</b>	<b>7,740</b>	<b>3,120</b>	<b>1,675</b>	<b>855</b>	<b>1,045</b>	<b>3.4</b>
1 room - pièce .....	5,030	3,490	1,025	280	130	--	--	--	--	--	--	1.5
2 rooms - pièces .....	10,770	3,080	3,885	2,085	1,085	415	140	--	--	--	--	2.3
3 " " .....	16,990	2,180	6,635	4,340	2,240	930	345	165	--	--	--	2.7
4 " " .....	34,345	1,810	8,665	9,015	8,570	3,795	1,615	455	270	--	--	3.4
5 " " .....	26,965	1,070	5,725	6,110	6,635	4,030	2,030	770	365	150	--	3.7
6 " " .....	16,675	590	2,715	3,190	4,090	2,925	1,850	640	330	175	170	4.1
7 " " .....	7,635	275	1,145	1,310	1,685	1,310	895	565	200	125	125	4.4
8 " " .....	3,975	125	620	625	760	630	495	265	175	135	145	4.6
9 " " .....	1,455	--	170	170	265	210	185	110	110	--	130	5.3
10 rooms and over - pièces et plus	1,585	100	210	135	205	185	160	110	115	105	260	6.0
<b>Calgary</b> .....	<b>37,710</b>	<b>4,245</b>	<b>10,445</b>	<b>8,230</b>	<b>7,505</b>	<b>3,800</b>	<b>1,955</b>	<b>715</b>	<b>360</b>	<b>190</b>	<b>265</b>	<b>3.3</b>
1 room - pièce .....	1,715	1,265	355	--	--	--	--	--	--	--	--	1.4
2 rooms - pièces .....	3,335	1,005	1,390	575	265	--	--	--	--	--	--	2.1
3 " " .....	5,565	765	2,420	1,435	605	225	--	--	--	--	--	2.6
4 " " .....	9,315	555	2,605	2,535	2,325	895	260	--	--	--	--	3.2
5 " " .....	8,460	345	2,050	2,035	2,065	1,100	560	215	--	--	--	3.5
6 " " .....	5,140	120	965	1,010	1,280	895	530	185	--	--	--	4.0
7 " " .....	2,020	105	295	330	505	310	260	130	--	--	--	4.2
8 " " .....	1,240	--	225	195	275	200	155	--	--	--	--	4.4
9 " " .....	430	--	--	--	115	--	--	--	--	--	--	4.9
10 rooms and over - pièces et plus	490	--	--	--	--	--	--	--	--	--	120	6.5
<b>Edmonton</b> .....	<b>42,925</b>	<b>3,815</b>	<b>10,040</b>	<b>9,290</b>	<b>9,095</b>	<b>5,190</b>	<b>2,815</b>	<b>1,265</b>	<b>620</b>	<b>360</b>	<b>435</b>	<b>3.6</b>
1 room - pièce .....	1,815	1,250	410	--	--	--	--	--	--	--	--	1.5
2 rooms - pièces .....	3,335	895	1,310	655	315	--	--	--	--	--	--	2.3
3 " " .....	5,480	605	2,365	1,355	735	250	--	--	--	--	--	2.7
4 " " .....	11,845	495	2,890	3,170	3,090	1,365	555	155	--	--	--	3.4
5 " " .....	8,895	275	1,675	2,030	2,280	1,485	645	250	180	--	--	3.8
6 " " .....	5,965	175	765	1,105	1,555	1,110	710	300	100	--	--	4.3
7 " " .....	3,035	--	375	565	650	550	395	270	--	--	--	4.5
8 " " .....	1,290	--	135	195	230	155	215	140	--	--	--	5.2
9 " " .....	550	--	--	--	--	--	--	--	--	--	--	6.1
10 rooms and over - pièces et plus	715	--	--	--	115	100	--	--	--	--	--	5.8



TABLE 86. Number and percentage of crowded households, for cities of 30,000 population and over, 1941 and 1951

TABLEAU 86. Nombre et proportion de ménages encombrés, cités de 30,000 et plus, 1941 et 1951

City Cité	1951		1941 <sup>1</sup>		Increase 1941-1951 Augmentation 1941-1951		Total occupied dwellings Total, logements occupés		Crowded households Ménages encombrés	
	Total occupied dwellings Total, logements occupés	Crowded households Ménages encombrés		Total occupied dwellings Total, logements occupés	Crowded households Ménages encombrés		Number Nombre	Per cent Pour cent	Number Nombre	Per cent Pour cent
		Number Nombre	Per cent Pour cent du total		Number Nombre	Per cent Pour cent du total				
<b>Newfoundland</b>										
St. John's .....	10,570	2,970	28.1	8,095 <sup>2</sup>	2,833 <sup>2</sup>	35.0 <sup>2</sup>	2,475 <sup>2</sup>	30.6 <sup>2</sup>	137 <sup>2</sup>	4.8 <sup>2</sup>
<b>Nova Scotia</b>										
Halifax .....	18,710	4,510	24.1	13,514	3,527	26.1	5,196	38.4	983	27.9
Sydney .....	6,325	1,480	23.4	5,281	3	3	1,044	19.8	3	3
<b>New Brunswick</b>										
Saint John .....	13,180	1,810	13.7	11,862	2,123	17.9	1,318	11.1	-313	-14.7
<b>Québec</b>										
Hull .....	9,325	3,105	33.3	6,095	2,103	34.5	3,230	53.0	1,002	47.6
Montréal .....	247,485	51,940	21.0	198,886	48,528	24.4	48,599	24.4	3,412	7.0
Outremont .....	7,420	370	5.0	6,917	484	7.0	503	7.3	-114	-23.6
Québec .....	34,970	9,015	25.8	26,894	8,418	31.3	8,076	30.0	597	7.1
Sherbrooke .....	11,545	2,820	24.4	7,556	1,957	25.9	3,989	52.8	863	44.1
Trois-Rivières .....	9,530	2,690	28.2	7,374	2,559	34.7	2,156	29.2	131	5.1
Verdun .....	19,805	3,440	17.4	16,026	3,189	19.9	3,779	23.6	251	7.9
<b>Ontario</b>										
Brantford .....	10,375	885	8.5	8,182	802	9.8	2,193	26.8	83	10.3
Fort William .....	9,300	1,350	14.5	6,357	1,456	22.9	2,943	46.3	-106	-7.3
Hamilton .....	55,340	6,820	12.3	39,889	4,268	10.7	15,451	38.7	2,552	59.8
Kingston .....	8,710	1,025	11.8	6,542	909	13.9	2,168	33.1	116	12.8
Kitchener .....	11,570	1,425	12.3	8,465	965	11.4	3,105	36.7	460	47.7
London .....	26,385	2,710	10.3	20,222	1,800	8.9	6,163	30.5	910	50.6
Oshawa .....	11,225	1,360	12.1	6,317	3	3	4,908	77.7	3	3
Ottawa .....	48,965	6,955	14.2	32,535	5,661	17.4	16,430	50.5	1,294	22.9
Peterborough .....	10,020	1,205	12.0	6,014	3	3	4,006	66.6	3	3
Port Arthur .....	8,425	1,220	14.5	5,355	3	3	3,070	57.3	3	3
St. Catharines .....	10,380	1,055	10.2	7,443	655	8.8	2,937	39.5	400	61.1
Sarnia .....	9,380	1,350	14.4	5,009	3	3	4,371	87.3	3	3
Sault Ste. Marie .....	7,855	1,245	15.8	5,937	3	3	1,918	32.3	3	3
Sudbury .....	9,450	3,180	33.7	7,132	2,111	29.6	2,318	32.5	1,069	50.6
Toronto .....	157,175	20,615	13.1	148,140	18,369	12.4	9,035	6.1	2,246	12.2
Windsor .....	31,815	4,295	13.5	25,230	4,289	17.0	6,585	26.1	6	0.1
<b>Manitoba</b>										
Winnipeg .....	64,630	8,575	13.3	48,963	9,303	19.0	15,667	32.0	-728	-7.8
<b>Saskatchewan</b>										
Regina .....	19,160	3,750	19.6	12,983	3,116	24.0	6,177	47.6	634	20.3
Saskatoon .....	14,980	2,185	14.6	10,352	2,019	19.5	4,628	44.7	166	8.2
<b>Alberta</b>										
Calgary .....	37,710	5,080	13.5	21,753	4,024	18.5	15,957	73.4	1,056	26.2
Edmonton .....	42,925	7,165	16.7	23,082	5,124	22.2	19,843	86.0	2,041	39.8
<b>British Columbia</b>										
Vancouver .....	101,330	10,020	9.9	71,116	9,387	13.2	30,214	42.5	633	6.7
Victoria .....	15,790	1,345	8.5	11,455	1,272	11.1	4,335	37.8	73	5.7

1. Source: 1941 Census of Housing (Volume IX). — Source: Recensement du logement, 1941 (Volume IX).

2. Based on the 1945 Census of Newfoundland. — D'après le recensement de Terre-Neuve de 1945.

3. Figures not available. — Chiffres non disponibles.

TABLE 87. Crowded and uncrowded households by tenure showing specified dwelling attributes, for provinces, rural, urban, and cities of 30,000 population and over, 1951

TABLEAU 87. Ménages encombrés et non encombrés selon le mode d'occupation, et certains attributs de logement, provinces, régions rurales et urbaines, et cités de 30,000 et plus, 1951

Crowding and tenure Encombrement et mode d'occupation	Total	Type of dwelling Genre de logement			Dwellings in need of major repair Logements ayant besoin de réparations importantes	Average number of rooms per dwelling Moyenne de pièces par logement	Dwellings with: Logements pourvus de:		
		Single detached Unique-maison seule	Single attached Unique-maison attenante	Apartments and flats Appartements et plain-pied			Running water Eau courante	Flush toilet (exclusive use) Toilettes avec chasse d'eau (usage exclusif)	Bath or shower (exclusive use) Baignoire ou douche (usage exclusif)
<b>CANADA</b>									
<b>All households - Tous ménages</b>	<b>3,409,295</b>	<b>2,275,615</b>	<b>237,655</b>	<b>885,565</b>	<b>457,570</b>	<b>5.3</b>	<b>2,523,605</b>	<b>2,187,025</b>	<b>1,938,095</b>
Owner - Propriétaires	2,236,955	1,898,950	144,710	186,425	285,120	5.8	1,523,680	1,317,320	1,191,175
Tenant - Locataires	1,172,340	376,665	92,945	699,140	172,450	4.5	999,925	869,705	746,920
<b>Crowded households - Ménages encombrés</b>	<b>641,820</b>	<b>415,145</b>	<b>43,675</b>	<b>179,175</b>	<b>158,925</b>	<b>4.4</b>	<b>395,755</b>	<b>313,325</b>	<b>231,855</b>
Owner - Propriétaires	384,330	327,240	23,455	31,115	96,160	4.7	191,585	146,675	111,050
Tenant - Locataires	257,490	87,905	20,220	148,060	62,765	3.9	204,170	166,650	120,805
<b>Uncrowded households - Ménages non encombrés</b>	<b>2,767,475</b>	<b>1,860,470</b>	<b>193,980</b>	<b>706,390</b>	<b>298,645</b>	<b>5.6</b>	<b>2,127,850</b>	<b>1,873,700</b>	<b>1,706,240</b>
Owner - Propriétaires	1,852,625	1,571,710	121,255	155,310	188,960	6.0	1,332,095	1,170,645	1,080,125
Tenant - Locataires	914,850	288,760	72,725	551,080	109,685	4.7	795,755	703,055	626,115
<b>Rural - Régions rurales</b>									
<b>All households - Tous ménages</b>	<b>1,254,260</b>	<b>1,131,610</b>	<b>58,875</b>	<b>58,520</b>	<b>253,075</b>	<b>5.6</b>	<b>495,310</b>	<b>342,700</b>	<b>269,700</b>
Owner - Propriétaires	1,028,780	957,255	41,220	26,225	201,360	5.7	400,280	275,265	216,375
Tenant - Locataires	225,480	174,355	17,655	32,295	51,715	4.8	95,030	67,435	53,325
<b>Crowded households - Ménages encombrés</b>	<b>285,210</b>	<b>255,905</b>	<b>13,545</b>	<b>13,565</b>	<b>90,920</b>	<b>4.3</b>	<b>78,875</b>	<b>46,740</b>	<b>25,005</b>
Owner - Propriétaires	229,590	213,115	9,685	5,030	72,255	4.5	61,160	35,895	18,455
Tenant - Locataires	55,620	42,790	3,860	8,535	18,665	3.6	17,715	10,845	6,550
<b>Uncrowded households - Ménages non encombrés</b>	<b>969,050</b>	<b>875,705</b>	<b>45,330</b>	<b>44,955</b>	<b>162,155</b>	<b>5.9</b>	<b>416,435</b>	<b>295,960</b>	<b>244,695</b>
Owner - Propriétaires	799,190	744,140	31,535	21,195	129,105	6.1	339,120	239,370	197,920
Tenant - Locataires	169,860	131,565	13,795	23,760	33,050	5.1	77,315	56,590	46,775
<b>Urban - Régions urbaines</b>									
<b>All households - Tous ménages</b>	<b>2,155,035</b>	<b>1,144,005</b>	<b>178,780</b>	<b>827,045</b>	<b>204,495</b>	<b>5.2</b>	<b>2,028,295</b>	<b>1,844,325</b>	<b>1,668,395</b>
Owner - Propriétaires	1,208,175	941,695	103,490	160,200	83,760	5.8	1,123,400	1,042,055	974,800
Tenant - Locataires	946,860	202,310	75,290	666,845	120,735	4.5	904,895	802,270	693,595
<b>Crowded households - Ménages encombrés</b>	<b>356,610</b>	<b>159,240</b>	<b>30,130</b>	<b>165,610</b>	<b>68,005</b>	<b>4.5</b>	<b>316,880</b>	<b>266,585</b>	<b>206,850</b>
Owner - Propriétaires	154,740	114,125	13,770	26,085	23,905	5.1	130,425	110,780	92,595
Tenant - Locataires	201,870	45,115	16,360	139,525	44,100	4.0	186,455	155,805	114,255
<b>Uncrowded households - Ménages non encombrés</b>	<b>1,798,425</b>	<b>984,765</b>	<b>148,650</b>	<b>661,435</b>	<b>136,490</b>	<b>5.3</b>	<b>1,711,415</b>	<b>1,577,740</b>	<b>1,461,545</b>
Owner - Propriétaires	1,053,435	827,570	89,720	134,115	59,855	5.9	992,975	931,275	882,205
Tenant - Locataires	744,990	157,195	58,930	527,320	76,635	4.6	718,440	646,465	579,340
<b>NEWFOUNDLAND</b>									
<b>All households - Tous ménages</b>	<b>70,980</b>	<b>59,340</b>	<b>7,210</b>	<b>4,320</b>	<b>6,945</b>	<b>5.6</b>	<b>20,525</b>	<b>16,210</b>	<b>11,640</b>
Owner - Propriétaires	61,540	55,655	4,890	895	5,650	5.7	14,195	11,195	8,260
Tenant - Locataires	9,440	3,685	2,320	3,425	1,295	4.8	6,330	5,015	3,380
<b>Crowded households - Ménages encombrés</b>	<b>23,030</b>	<b>18,930</b>	<b>2,180</b>	<b>1,870</b>	<b>3,455</b>	<b>4.7</b>	<b>5,180</b>	<b>3,465</b>	<b>1,890</b>
Owner - Propriétaires	19,095	17,625	1,190	235	2,650	4.9	2,800	1,795	1,015
Tenant - Locataires	3,935	1,305	990	1,635	805	4.0	2,380	1,670	875
<b>Uncrowded households - Ménages non encombrés</b>	<b>47,950</b>	<b>40,410</b>	<b>5,030</b>	<b>2,450</b>	<b>3,490</b>	<b>6.0</b>	<b>15,345</b>	<b>12,745</b>	<b>9,750</b>
Owner - Propriétaires	42,445	38,030	3,700	660	3,000	6.0	11,395	9,400	7,245
Tenant - Locataires	5,505	2,380	1,330	1,790	490	5.4	3,950	3,345	2,505
<b>Rurale - Régions rurales</b>									
<b>All households - Tous ménages</b>	<b>41,245</b>	<b>39,510</b>	<b>1,470</b>	<b>200</b>	<b>4,065</b>	<b>5.6</b>	<b>3,130</b>	<b>1,730</b>	<b>1,375</b>
Owner - Propriétaires	39,435	38,080	1,215	--	3,865	5.6	2,525	1,255	930
Tenant - Locataires	1,810	1,430	255	120	200	5.6	605	475	445
<b>Crowded households - Ménages encombrés</b>	<b>13,040</b>	<b>12,465</b>	<b>500</b>	<b>--</b>	<b>1,840</b>	<b>4.8</b>	<b>520</b>	<b>165</b>	<b>105</b>
Owner - Propriétaires	12,515	12,070	385	--	1,755	4.8	440	130	--
Tenant - Locataires	525	395	115	--	--	4.3	--	--	--
<b>Uncrowded households - Ménages non encombrés</b>	<b>28,205</b>	<b>27,045</b>	<b>970</b>	<b>170</b>	<b>2,225</b>	<b>6.0</b>	<b>2,610</b>	<b>1,565</b>	<b>1,270</b>
Owner - Propriétaires	26,920	26,010	830	--	2,110	6.0	2,085	1,125	855
Tenant - Locataires	1,285	1,035	140	105	115	6.1	525	440	415
<b>Urban - Régions urbaines</b>									
<b>All households - Tous ménages</b>	<b>29,735</b>	<b>19,830</b>	<b>5,740</b>	<b>4,120</b>	<b>2,880</b>	<b>5.5</b>	<b>17,395</b>	<b>14,480</b>	<b>10,265</b>
Owner - Propriétaires	22,105	17,575	3,675	815	1,785	5.8	11,670	9,940	7,330
Tenant - Locataires	7,630	2,255	2,065	3,305	1,095	4.7	5,725	4,540	2,935

TABLE 87. Crowded and uncrowded households by tenure showing specified dwelling attributes, for provinces, rural, urban, and cities of 30,000 population and over, 1951 - Continued

TABLEAU 87. Ménages encombrés et non encombrés selon le mode d'occupation, et certains attributs de logement, provinces, régions rurales et urbaines, et cités de 30,000 et plus, 1951 - suite

Crowding and tenure Encombrement et mode d'occupation	Total	Type of dwelling Genre de logement			Dwellings in need of major repair Logements ayant besoin de réparations importantes	Average number of rooms per dwelling Moyenne de pièces par logement	Dwellings with: Logements pourvus de:		
		Single detached Unique-maison seule	Single attached Unique-maison attenante	Apartments and flats Appartements et plain-pied			Running water Eau courante	Flush toilet (exclusive use) Toilettes avec chasse d'eau (usage exclusif)	Bath or shower (exclusive use) Baignoire ou douche (usage exclusif)
<b>NEWFOUNDLAND - Con.-fin</b>									
<b>Urban - Con. - Régions urbaines - fin</b>									
Crowded households - Ménages encombrés .....	9,990	6,465	1,680	1,840	1,615	4.6	4,660	3,300	1,785
Owner - Propriétaires .....	5,580	5,555	805	220	895	5.0	2,360	1,665	940
Tenant - Locataires .....	3,410	910	875	1,620	720	4.0	2,300	1,635	845
Uncrowded households - Ménages non encombrés .....	19,745	13,365	4,060	2,280	1,265	6.0	12,735	11,180	8,480
Owner - Propriétaires .....	15,525	12,020	2,870	595	890	6.2	9,310	8,275	6,390
Tenant - Locataires .....	4,220	1,345	1,190	1,685	375	5.3	3,425	2,905	2,090
<b>St. John's</b>									
All households - Tous ménages .....	10,570	3,560	4,280	2,725	830	5.8	9,800	8,595	5,680
Owner - Propriétaires .....	6,520	3,030	2,835	655	240	6.4	6,145	5,765	4,190
Tenant - Locataires .....	4,050	530	1,445	2,070	340	4.7	3,655	2,830	1,490
Crowded households - Ménages encombrés .....	2,970	630	1,115	1,220	480	4.5	2,550	1,915	835
Owner - Propriétaires .....	1,160	475	520	165	--	5.5	985	845	425
Tenant - Locataires .....	1,810	155	595	1,055	385	3.9	1,565	1,070	410
Uncrowded households - Ménages non encombrés .....	7,600	2,930	3,165	1,505	400	6.3	7,250	5,680	4,845
Owner - Propriétaires .....	5,360	2,555	2,315	490	145	6.6	5,160	4,920	3,765
Tenant - Locataires .....	2,240	375	850	1,015	255	5.3	2,090	1,760	1,080
<b>PRINCE EDWARD ISLAND</b>									
All households - Tous ménages .....	22,455	18,790	1,890	1,730	2,885	6.6	9,685	7,460	6,760
Owner - Propriétaires .....	18,305	16,815	1,010	460	2,245	6.8	6,525	4,890	4,550
Tenant - Locataires .....	4,150	1,975	880	1,270	640	5.4	3,160	2,570	2,210
Crowded households - Ménages encombrés .....	3,515	2,775	355	365	835	5.1	1,185	715	500
Owner - Propriétaires .....	2,575	2,425	100	--	560	5.4	525	300	205
Tenant - Locataires .....	940	350	255	325	275	4.3	660	415	295
Uncrowded households - Ménages non encombrés .....	18,940	16,015	1,535	1,365	2,050	6.9	8,500	6,745	6,260
Owner - Propriétaires .....	15,730	14,390	910	420	1,685	7.1	6,000	4,590	4,345
Tenant - Locataires .....	3,210	1,625	625	945	365	5.7	2,500	2,155	1,915
<b>Rural - Régions rurales</b>									
All households - Tous ménages .....	16,880	15,715	870	260	2,270	6.8	4,530	3,070	2,955
Owner - Propriétaires .....	15,325	14,460	720	125	2,030	6.9	3,850	2,515	2,420
Tenant - Locataires .....	1,555	1,255	150	135	240	5.7	680	555	535
Crowded households - Ménages encombrés .....	2,545	2,340	125	--	625	5.2	325	150	120
Owner - Propriétaires .....	2,215	2,125	--	--	510	5.4	230	110	--
Tenant - Locataires .....	330	215	--	--	115	4.2	--	--	--
Uncrowded households - Ménages non encombrés .....	14,335	13,375	745	195	1,645	7.1	4,205	2,920	2,835
Owner - Propriétaires .....	13,110	12,335	645	120	1,520	7.2	3,620	2,405	2,330
Tenant - Locataires .....	1,225	1,040	100	--	125	6.2	585	515	505
<b>Urban - Régions urbaines</b>									
All households - Tous ménages .....	5,575	3,075	1,020	1,470	615	5.9	5,155	4,390	3,805
Owner - Propriétaires .....	2,980	2,355	290	335	215	6.5	2,675	2,375	2,130
Tenant - Locataires .....	2,595	720	730	1,135	400	5.2	2,480	2,015	1,675
Crowded households - Ménages encombrés .....	970	435	230	300	210	4.7	860	565	380
Owner - Propriétaires .....	360	300	--	--	--	5.4	295	190	115
Tenant - Locataires .....	610	135	205	265	160	4.3	565	375	265
Uncrowded households - Ménages non encombrés .....	4,605	2,640	790	1,170	405	6.1	4,295	3,825	3,425
Owner - Propriétaires .....	2,620	2,055	265	300	165	6.7	2,380	2,185	2,015
Tenant - Locataires .....	1,985	585	525	870	240	5.4	1,915	1,640	1,410
<b>NOVA SCOTIA</b>									
All households - Tous ménages .....	149,555	117,245	12,260	19,800	19,505	6.0	97,075	73,540	63,245
Owner - Propriétaires .....	113,945	102,060	7,565	4,165	12,520	6.3	68,170	52,130	45,920
Tenant - Locataires .....	35,610	15,185	4,695	15,635	6,985	4.9	28,905	21,410	17,325

TABLE 87. Crowded and uncrowded households by tenure showing specified dwelling attributes, for provinces, rural, urban, and cities of 30,000 population and over, 1951 - Continued

TABLEAU 87. Ménages encombrés et non encombrés selon le mode d'occupation, et certains attributs de logement, provinces, régions rurales et urbaines, et cités de 30,000 et plus, 1951 - suite

Crowding and tenure Encombrement et mode d'occupation	Total	Type of dwelling Genre de logement			Dwellings in need of major repair — Loge- ments ayant besoin de répara- tions im- por- tantes	Average number of rooms per dwelling — Moyenne de pièces par logement	Dwellings with: Logements pourvus de:		
		Single detached — Unique- maison seule	Single attached — Unique- maison attenant	Apart- ments and flats — Appar- tements et plain- pied			Running water — Eau courante	Flush toilet (exclusive use) — Toilettes avec chasse d'eau (usage exclusif)	Bath or shower (exclusive use) — Baignoire ou douche (usage exclusif)
<b>NOVA SCOTIA—Con.—fin</b>									
Crowded households — Ménages encombrés .....	27,615	19,825	2,645	5,045	7,025	4.6	15,770	9,585	6,710
Owner — Propriétaires .....	18,420	16,450	1,370	550	3,945	5.0	8,745	5,420	4,045
Tenant — Locataires .....	9,195	3,375	1,275	4,495	3,080	3.8	7,025	4,165	2,665
Uncrowded households — Ménages non encombrés .....	121,940	97,420	9,615	14,755	12,480	6.3	81,305	63,955	56,535
Owner — Propriétaires .....	95,525	85,610	6,195	3,615	8,575	6.6	59,425	46,710	41,875
Tenant — Locataires .....	26,415	11,810	3,420	11,140	3,905	5.2	21,880	17,245	14,660
<b>Rural — Régions rurales</b>									
All households — Tous ménages .....	71,125	66,120	3,435	1,505	9,445	6.3	26,535	16,100	14,660
Owner — Propriétaires .....	62,865	59,755	2,355	715	7,815	6.4	23,140	13,905	12,665
Tenant — Locataires .....	8,260	6,365	1,080	790	1,630	5.4	3,395	2,195	1,995
Crowded households — Ménages encombrés .....	11,715	10,855	595	235	2,900	4.7	2,525	975	815
Owner — Propriétaires .....	9,835	9,410	340	--	2,360	4.9	2,030	740	610
Tenant — Locataires .....	1,880	1,445	255	165	540	4.0	495	235	205
Uncrowded households — Ménages non encombrés .....	59,410	55,265	2,840	1,270	6,545	6.6	24,010	15,125	13,845
Owner — Propriétaires .....	53,030	50,345	2,015	645	5,455	6.7	21,110	13,165	12,055
Tenant — Locataires .....	6,380	4,920	825	625	1,090	5.9	2,900	1,960	1,790
<b>Urban — Régions urbaines</b>									
All households — Tous ménages .....	78,430	51,125	8,825	18,295	10,060	5.7	70,540	57,440	48,585
Owner — Propriétaires .....	51,080	42,305	5,210	3,450	4,705	6.2	45,030	38,225	33,255
Tenant — Locataires .....	27,350	8,820	3,615	14,845	5,355	4.7	25,510	19,215	15,330
Crowded households — Ménages encombrés .....	15,900	8,970	2,050	4,810	4,125	4.5	13,245	8,610	5,895
Owner — Propriétaires .....	8,585	7,040	1,030	480	1,585	5.1	6,715	4,680	3,435
Tenant — Locataires .....	7,315	1,930	1,020	4,330	2,540	3.8	6,530	3,930	2,460
Uncrowded households — Ménages non encombrés .....	62,530	42,155	6,775	13,485	5,935	6.0	57,295	48,830	42,690
Owner — Propriétaires .....	42,495	35,265	4,180	2,970	3,120	6.4	38,315	33,545	29,820
Tenant — Locataires .....	20,035	6,890	2,595	10,515	2,815	5.0	18,980	15,285	12,870
<b>Halifax</b>									
All households — Tous ménages .....	18,710	7,765	2,040	8,805	2,490	5.3	18,470	15,190	13,600
Owner — Propriétaires .....	8,785	6,540	995	1,185	375	6.4	8,650	8,275	8,005
Tenant — Locataires .....	9,925	1,225	1,045	7,620	2,115	4.4	9,820	6,915	5,595
Crowded households — Ménages encombrés .....	4,510	1,250	540	2,690	1,260	4.1	4,390	2,940	2,180
Owner — Propriétaires .....	1,285	950	155	180	--	5.4	1,225	1,140	1,080
Tenant — Locataires .....	3,225	300	385	2,510	1,180	3.5	3,165	1,800	1,100
Uncrowded households — Ménages non encombrés .....	14,200	6,515	1,500	6,115	1,230	5.7	14,080	12,250	11,420
Owner — Propriétaires .....	7,500	5,590	840	1,005	295	6.5	7,425	7,135	6,925
Tenant — Locataires .....	6,700	925	660	5,110	935	4.8	6,655	5,115	4,495
<b>Sydney</b>									
All households — Tous ménages .....	6,325	4,125	570	1,625	790	6.1	6,075	5,395	4,615
Owner — Propriétaires .....	4,350	3,630	315	405	405	6.5	4,120	3,820	3,450
Tenant — Locataires .....	1,975	495	255	1,220	385	5.1	1,955	1,575	1,165
Crowded households — Ménages encombrés .....	1,480	835	170	475	325	5.0	1,395	1,085	740
Owner — Propriétaires .....	860	725	--	--	155	5.5	775	650	500
Tenant — Locataires .....	620	110	100	410	170	4.3	620	435	240
Uncrowded households — Ménages non encombrés .....	4,845	3,290	400	1,150	465	6.4	4,680	4,310	3,875
Owner — Propriétaires .....	3,490	2,905	245	340	250	6.7	3,345	3,170	2,950
Tenant — Locataires .....	1,355	385	155	810	215	5.5	1,335	1,140	925
<b>NEW BRUNSWICK</b>									
All households — Tous ménages .....	114,010	83,220	9,200	21,380	22,350	6.0	68,330	55,480	46,115
Owner — Propriétaires .....	81,210	71,770	4,800	4,515	15,550	6.3	41,445	31,745	27,340
Tenant — Locataires .....	32,800	11,450	4,400	16,865	6,800	5.2	26,885	23,735	18,775
Crowded households — Ménages encombrés .....	24,130	19,025	1,900	3,140	8,670	4.7	9,115	6,235	3,865
Owner — Propriétaires .....	17,755	16,220	1,050	435	6,185	4.9	4,965	2,940	1,925
Tenant — Locataires .....	6,375	2,805	850	2,705	2,485	4.1	4,150	3,295	1,940

TABLE 87. Crowded and uncrowded households by tenure showing specified dwelling attributes, for provinces, rural, urban, and cities of 30,000 population and over, 1951 - Continued

TABLEAU 87. Ménages encombrés et non encombrés selon le mode d'occupation, et certains attributs de logement, provinces, régions rurales et urbaines, et cités de 30,000 et plus, 1951 - suite

Crowding and tenure Encombrement et mode d'occupation	Total	Type of dwelling Genre de logement			Dwellings in need of major repair Logements ayant besoin de réparations importantes	Average number of rooms per dwelling Moyenne de pièces par logement	Dwellings with: Logements pourvus de:		
		Single detached Unique-maison seule	Single attached Unique-maison attenante	Apartments and flats Appartements et plain-pied			Running water Eau courante	Flush toilet (exclusive use) Toilettes avec chasse d'eau (usage exclusif)	Bath or shower (exclusive use) Baignoire ou douche (usage exclusif)
<b>NEW BRUNSWICK - Con. - fin</b>									
Uncrowded households - Ménages non encombrés	89,880	64,195	7,300	18,240	13,680	6.4	59,215	49,245	42,250
Owner - Propriétaires	63,455	55,550	3,750	4,080	9,365	6.7	36,480	28,805	25,415
Tenant - Locataires	26,425	8,645	3,550	14,160	4,315	5.4	22,735	20,440	16,835
<b>Rural - Régions rurales</b>									
All households - Tous ménages	62,225	56,080	4,190	1,820	14,595	6.2	21,935	13,445	11,235
Owner - Propriétaires	54,710	50,715	3,085	805	12,555	6.3	18,885	11,445	9,650
Tenant - Locataires	7,515	5,365	1,105	1,015	2,040	5.3	3,050	2,000	1,585
Crowded households - Ménages encombrés	16,245	14,640	1,115	435	6,150	4.7	3,025	1,380	855
Owner - Propriétaires	14,080	13,055	820	155	5,230	4.8	2,550	1,145	715
Tenant - Locataires	2,165	1,585	295	280	920	3.8	475	235	140
Uncrowded households - Ménages non encombrés	45,980	41,440	3,075	1,385	8,445	6.7	18,910	12,065	10,380
Owner - Propriétaires	40,630	37,660	2,265	650	7,325	6.8	16,335	10,300	8,935
Tenant - Locataires	5,350	3,780	810	735	1,120	5.9	2,575	1,765	1,445
<b>Urban - Régions urbaines</b>									
All households - Tous ménages	51,785	27,140	5,010	19,560	7,755	5.8	46,395	42,035	34,880
Owner - Propriétaires	26,500	21,055	1,715	3,710	2,995	6.4	22,560	20,300	17,690
Tenant - Locataires	25,285	6,085	3,295	15,850	4,760	5.1	23,835	21,735	17,190
Crowded households - Ménages encombrés	7,885	4,385	785	2,705	2,520	4.7	6,090	4,855	3,010
Owner - Propriétaires	3,675	3,165	230	280	955	5.2	2,415	1,795	1,210
Tenant - Locataires	4,210	1,220	555	2,425	1,565	4.3	3,675	3,060	1,800
Uncrowded households - Ménages non encombrés	43,900	22,755	4,225	16,855	5,235	6.0	40,305	37,180	31,870
Owner - Propriétaires	22,825	17,890	1,485	3,430	2,040	6.6	20,145	18,505	16,480
Tenant - Locataires	21,075	4,865	2,740	13,425	3,195	5.3	20,160	18,675	15,390
<b>Saint John</b>									
All households - Tous ménages	13,180	1,420	1,065	10,655	2,180	5.5	12,930	12,285	9,175
Owner - Propriétaires	2,910	795	335	1,775	210	6.5	2,785	2,700	2,285
Tenant - Locataires	10,270	625	730	8,880	1,970	5.2	10,145	9,585	6,890
Crowded households - Ménages encombrés	1,810	195	160	1,450	645	4.6	1,750	1,570	785
Owner - Propriétaires	200	--	--	--	--	5.6	180	165	110
Tenant - Locataires	1,610	110	140	1,355	625	4.5	1,570	1,405	675
Uncrowded households - Ménages non encombrés	11,370	1,225	905	9,205	1,535	5.6	11,180	10,715	8,390
Owner - Propriétaires	2,710	710	315	1,680	190	6.6	2,605	2,535	2,175
Tenant - Locataires	8,660	515	590	7,525	1,345	5.3	8,575	8,180	6,215
<b>QUÉBEC</b>									
All households - Tous ménages	858,785	341,310	35,870	480,215	136,035	5.5	768,830	700,385	525,690
Owner - Propriétaires	416,960	292,960	24,560	98,435	75,425	6.4	340,970	293,265	201,210
Tenant - Locataires	441,825	48,350	11,310	381,780	60,610	4.7	427,860	407,120	324,480
Crowded households - Ménages encombrés	216,955	94,535	7,970	113,695	54,585	4.8	181,535	158,200	97,325
Owner - Propriétaires	105,050	79,785	4,795	19,865	30,430	5.5	75,325	59,555	31,985
Tenant - Locataires	111,905	14,750	3,175	93,830	24,155	4.2	106,210	98,645	65,340
Uncrowded households - Ménages non encombrés	641,830	246,775	27,900	366,520	81,450	5.7	587,295	542,185	428,365
Owner - Propriétaires	311,910	213,175	19,765	78,570	44,995	6.7	265,645	233,710	169,225
Tenant - Locataires	329,920	33,600	8,135	287,950	36,455	4.8	321,650	308,475	259,140
<b>Rural - Régions rurales</b>									
All households - Tous ménages	255,385	211,285	11,520	31,750	64,460	6.3	175,625	128,420	57,900
Owner - Propriétaires	215,435	189,280	9,795	15,610	54,505	6.5	145,875	105,025	46,660
Tenant - Locataires	39,950	22,005	1,725	16,140	9,955	5.0	29,750	23,395	11,240
Crowded households - Ménages encombrés	75,900	63,470	3,425	8,450	26,305	5.3	45,130	29,875	9,645
Owner - Propriétaires	64,310	57,170	2,970	3,635	22,420	5.5	37,310	24,170	7,570
Tenant - Locataires	11,590	6,300	455	4,815	3,885	4.1	7,820	5,705	2,075



TABLE 87. Crowded and uncrowded households by tenure showing specified dwelling attributes, for provinces, rural, urban, and cities of 30,000 population and over, 1951 - Continued

TABLEAU 87. Ménages encombrés et non encombrés selon le mode d'occupation, et certains attributs de logement, provinces, régions rurales et urbaines, et cités de 30,000 et plus, 1951 - suite

Crowding and tenure Encombrement et mode d'occupation	Total	Type of dwelling Genre de logement			Dwellings in need of major repair Logements ayant besoin de réparations importantes	Average number of rooms per dwelling Moyenne de pièces par logement	Dwellings with: Logements pourvus de:		
		Single detached Unique-maison seule	Single attached Unique-maison attenante	Apartments and flats Appartements et plain-pied			Running water Eau courante	Flush toilet (exclusive use) Toilettes avec chasse d'eau (usage exclusif)	Bath or shower (exclusive use) Baignoire ou douche (usage exclusif)
<b>QUÉBEC - Con. - suite</b>									
<b>Rural - Con. - Régions rurales - fin</b>									
Uncrowded households - Ménages non encombrés	179,485	147,815	8,095	23,300	38,155	6.7	130,495	98,545	48,255
Owner - Propriétaires	151,125	132,110	6,825	11,975	32,085	7.0	108,565	80,855	39,090
Tenant - Locataires	28,360	15,705	1,270	11,325	6,070	5.4	21,930	17,690	9,165
<b>Urban - Régions urbaines</b>									
All households - Tous ménages	603,400	130,025	24,350	448,465	71,575	5.2	593,205	571,965	467,790
Owner - Propriétaires	201,525	103,680	14,765	82,825	20,920	6.2	195,095	188,240	154,550
Tenant - Locataires	401,875	26,345	9,585	365,640	50,655	4.6	398,110	383,725	313,240
Crowded households - Ménages encombrés	141,055	31,065	4,545	105,245	28,280	4.6	136,405	128,325	87,680
Owner - Propriétaires	40,740	22,615	1,825	16,230	8,010	5.4	38,015	35,385	24,415
Tenant - Locataires	100,315	8,450	2,720	89,015	20,270	4.2	98,390	92,940	63,265
Uncrowded households - Ménages non encombrés	462,345	98,960	19,805	343,220	43,295	5.3	456,800	443,640	380,110
Owner - Propriétaires	180,785	81,065	12,940	66,595	12,910	6.4	157,080	152,855	130,135
Tenant - Locataires	301,560	17,895	6,865	276,625	30,385	4.8	299,720	290,785	249,975
<b>Hull</b>									
All households - Tous ménages	9,325	3,195	345	5,785	1,220	4.7	9,155	8,510	5,145
Owner - Propriétaires	4,175	2,490	135	1,550	570	5.4	4,050	3,805	2,505
Tenant - Locataires	5,150	705	210	4,235	650	4.2	5,105	4,705	2,640
Crowded households - Ménages encombrés	3,105	1,090	150	1,865	570	4.3	3,020	2,730	1,150
Owner - Propriétaires	1,190	765	--	365	235	5.1	1,130	1,020	500
Tenant - Locataires	1,915	325	--	1,500	335	3.8	1,890	1,710	650
Uncrowded households - Ménages non encombrés	6,220	2,105	195	3,920	650	4.9	6,135	5,780	3,995
Owner - Propriétaires	2,985	1,725	--	1,185	335	5.5	2,920	2,785	2,005
Tenant - Locataires	3,235	380	120	2,735	315	4.4	3,215	2,995	1,990
<b>Montréal</b>									
All households - Tous ménages	247,485	11,460	8,260	227,555	26,120	4.8	246,940	239,205	214,665
Owner - Propriétaires	43,215	8,045	5,075	30,035	2,465	5.9	43,140	42,510	40,820
Tenant - Locataires	204,270	3,415	3,185	197,520	23,655	4.6	203,800	196,695	173,845
Crowded households - Ménages encombrés	51,940	2,540	1,500	47,805	9,265	4.4	51,725	49,050	39,015
Owner - Propriétaires	5,825	1,340	580	3,880	645	5.3	5,770	5,595	5,235
Tenant - Locataires	46,115	1,200	920	43,925	8,620	4.3	45,955	43,455	33,780
Uncrowded households - Ménages non encombrés	195,545	8,920	6,760	179,750	16,855	5.0	195,215	190,155	175,650
Owner - Propriétaires	37,390	6,705	4,495	26,155	1,820	6.0	37,370	36,915	35,585
Tenant - Locataires	158,155	2,215	2,265	153,595	15,035	4.7	157,845	153,240	140,065
<b>Outremont</b>									
All households - Tous ménages	7,420	710	890	5,820	340	6.5	7,420	7,345	7,370
Owner - Propriétaires	2,375	665	795	915	--	8.3	2,375	2,370	2,375
Tenant - Locataires	5,045	--	--	4,905	305	5.7	5,045	4,975	4,995
Crowded households - Ménages encombrés	370	--	--	315	--	5.4	370	360	360
Owner - Propriétaires	--	--	--	--	--	--	--	--	--
Tenant - Locataires	310	--	--	295	--	5.3	310	300	300
Uncrowded households - Ménages non encombrés	7,050	690	855	5,505	325	6.6	7,050	6,985	7,010
Owner - Propriétaires	2,315	650	770	895	--	8.3	2,315	2,310	2,315
Tenant - Locataires	4,735	--	--	4,610	290	5.7	4,735	4,675	4,695
<b>Québec</b>									
All households - Tous ménages	34,970	2,620	1,420	30,900	3,985	5.2	34,845	33,825	25,580
Owner - Propriétaires	8,540	2,110	850	5,565	530	6.5	8,510	8,335	7,150
Tenant - Locataires	26,430	510	570	25,335	3,455	4.7	26,335	25,490	18,430
Crowded households - Ménages encombrés	9,015	715	365	7,920	1,660	4.6	8,950	8,650	5,195
Owner - Propriétaires	2,070	535	210	1,320	190	5.7	2,050	2,000	1,595
Tenant - Locataires	6,945	180	155	6,600	1,470	4.3	6,900	6,650	3,600
Uncrowded households - Ménages non encombrés	25,955	1,905	1,055	22,980	2,325	5.3	25,895	25,175	20,385
Owner - Propriétaires	6,470	1,575	640	4,245	340	6.8	6,460	6,335	5,555
Tenant - Locataires	19,485	330	415	18,735	1,985	4.9	19,435	18,840	14,830

TABLE 87. Crowded and uncrowded households by tenure showing specified dwelling attributes, for provinces, rural, urban, and cities of 30,000 population and over, 1951 - Continued

TABLEAU 87. Ménages encombrés et non encombrés selon le mode d'occupation, et certains attributs de logement, provinces, régions rurales et urbaines, et cités de 30,000 et plus, 1951 - suite

Crowding and tenure - Encombrement et mode d'occupation	Total	Type of dwelling - Genre de logement			Dwellings in need of major repair - Logements ayant besoin de répara- tions im- por- tantes	Average number of rooms per dwelling - Moyenne de pièces par logement	Dwellings with: - Logements pourvus de:		
		Single detached - Unique- maison seule	Single attached - Unique- maison attendant	Apart- ments and flats - Appar- tements et plain- pié			Running water - Eau courante	Flush toilet (exclusive use) - Toilettes avec chasse d'eau (usage exclusif)	Bath or shower (exclusive use) - Baignoire ou douche (usage exclusif)
<b>QUÉBEC - Con.-fin</b>									
<b>Sherbrooke</b>									
All households - Tous ménages .....	11,545	2,190	215	9,130	1,140	4.8	11,450	11,250	10,025
Owner - Propriétaires .....	3,785	1,830	145	1,805	575	5.9	3,720	3,695	3,435
Tenant - Locataires .....	7,760	360	--	7,325	865	4.3	7,730	7,555	6,590
Crowded households - Ménages encombrés .....	2,820	550	--	2,235	415	4.5	2,765	2,700	2,230
Owner - Propriétaires .....	915	445	--	450	110	5.4	880	870	790
Tenant - Locataires .....	1,905	105	--	1,785	305	4.1	1,885	1,830	1,440
Uncrowded households - Ménages non encombrés .....	8,725	1,640	185	6,895	725	4.9	8,685	8,550	7,795
Owner - Propriétaires .....	2,870	1,385	125	1,355	165	6.0	2,840	2,825	2,645
Tenant - Locataires .....	5,855	255	--	5,540	560	4.3	5,845	5,725	5,150
<b>Trois-Rivières</b>									
All households - Tous ménages .....	9,530	1,460	680	7,385	740	5.1	9,450	9,135	7,525
Owner - Propriétaires .....	2,670	1,005	210	1,455	165	6.0	2,640	2,475	2,170
Tenant - Locataires .....	6,860	455	470	5,930	575	4.7	6,810	6,660	5,355
Crowded households - Ménages encombrés .....	2,690	450	165	2,075	395	4.8	2,650	2,495	1,730
Owner - Propriétaires .....	750	285	--	440	105	5.5	735	620	470
Tenant - Locataires .....	1,940	165	140	1,635	290	4.5	1,915	1,875	1,260
Uncrowded households - Ménages non encombrés .....	6,840	1,010	515	5,310	345	5.2	6,800	6,640	5,795
Owner - Propriétaires .....	1,920	720	185	1,015	--	6.2	1,905	1,855	1,700
Tenant - Locataires .....	4,920	290	330	4,295	285	4.8	4,895	4,785	4,095
<b>Verdun</b>									
All households - Tous ménages .....	19,805	1,005	215	18,580	1,365	4.7	19,805	19,610	19,255
Owner - Propriétaires .....	3,130	875	130	2,125	--	5.4	3,130	3,120	3,070
Tenant - Locataires .....	16,675	130	--	16,455	1,270	4.6	16,675	16,490	16,185
Crowded households - Ménages encombrés .....	3,440	100	--	3,305	405	4.4	3,440	3,385	3,210
Owner - Propriétaires .....	255	--	--	195	--	5.3	255	250	240
Tenant - Locataires .....	3,185	--	--	3,110	390	4.3	3,185	3,135	2,970
Uncrowded households - Ménages non encombrés .....	16,365	905	185	15,275	960	4.8	16,365	16,225	16,045
Owner - Propriétaires .....	2,875	820	125	1,930	--	5.4	2,875	2,870	2,830
Tenant - Locataires .....	13,490	--	--	13,345	880	4.7	13,490	13,355	13,215
<b>ONTARIO</b>									
All households - Tous ménages .....	1,181,125	823,930	133,855	219,360	115,350	5.7	970,980	846,760	805,035
Owner - Propriétaires .....	821,335	687,645	82,385	48,760	66,625	6.1	658,395	582,490	562,200
Tenant - Locataires .....	359,790	136,285	51,470	170,600	48,725	4.7	312,585	264,270	242,835
Crowded households - Ménages encombrés .....	151,730	97,355	20,140	33,040	31,575	4.6	110,865	84,595	74,055
Owner - Propriétaires .....	86,845	70,260	10,185	5,730	15,560	5.0	59,340	46,765	42,675
Tenant - Locataires .....	64,885	27,095	9,955	27,310	16,015	4.0	51,525	37,830	31,380
Uncrowded households - Ménages non encombrés .....	1,029,395	726,575	113,715	186,320	83,775	5.8	860,115	762,165	730,980
Owner - Propriétaires .....	734,490	617,385	72,200	43,030	51,065	6.2	599,055	535,725	519,525
Tenant - Locataires .....	294,905	109,190	41,515	143,290	32,710	4.8	261,060	226,440	211,455
<b>Rural - Régions rurales</b>									
All households - Tous ménages .....	340,870	304,970	18,675	15,925	50,835	6.1	157,415	109,975	105,570
Owner - Propriétaires .....	272,800	254,270	11,330	6,250	37,140	6.4	126,930	89,435	86,480
Tenant - Locataires .....	68,070	50,700	7,345	9,675	13,695	5.2	30,485	20,540	19,090
Crowded households - Ménages encombrés .....	46,565	40,530	2,610	3,000	13,395	4.3	13,105	6,785	5,810
Owner - Propriétaires .....	32,380	30,150	1,290	680	8,950	4.5	8,940	4,605	4,040
Tenant - Locataires .....	14,185	10,380	1,320	2,320	4,445	3.7	4,165	2,160	1,770
Uncrowded households - Ménages non encombrés .....	294,305	264,440	16,065	12,925	37,440	6.4	144,310	103,210	99,760
Owner - Propriétaires .....	240,420	224,120	10,040	5,570	28,190	6.6	117,990	84,830	82,440
Tenant - Locataires .....	53,885	40,320	6,025	7,355	9,250	5.6	26,320	18,380	17,320
<b>Urban - Régions urbaines</b>									
All households - Tous ménages .....	840,255	518,960	115,180	203,435	64,515	5.5	813,565	736,785	699,465
Owner - Propriétaires .....	548,535	433,375	71,055	42,510	29,485	6.0	531,465	493,055	475,720
Tenant - Locataires .....	291,720	85,585	44,125	160,925	35,030	4.6	282,100	243,730	223,745

TABLE 87. Crowded and uncrowded households by tenure showing specified dwelling attributes, for provinces, rural, urban, and cities of 30,000 population and over, 1951 - Continued

TABLEAU 87. Ménages encombrés et non encombrés selon le mode d'occupation, et certains attributs de logement, provinces, régions rurales et urbaines, et cités de 30,000 et plus, 1951 - suite

Crowding and tenure Encombrement et mode d'occupation	Total	Type of dwelling Genre de logement			Dwellings in need of major repair — Loge- ments ayant besoin de répara- tions im- por- tantes	Average number of rooms per dwelling — Moyenne de pièces par logement	Dwelling with: Logements pourvus de:		
		Single detached — Unique- maison seule	Single attached — Unique- maison atténante	Apart- ments and flats — Appar- tements et plain- piéd			Running water — Eau courante	Flush toilet (exclusive use) — Toilettes avec chasse d'eau (usage exclusif)	Bath or shower (exclusive use) — Baignoire ou douche (usage exclusif)
<b>ONTARIO - Con. - suite</b>									
<b>Urban - Con. - Régions urbaines - fin</b>									
Crowded households - Ménages encombrés .....	105,165	56,825	17,530	30,040	18,180	4.7	97,760	77,830	68,245
Owner - Propriétaires .....	54,465	40,110	8,895	5,050	6,610	5.3	50,400	42,160	38,635
Tenant - Locataires .....	50,700	16,715	8,635	24,990	11,570	4.1	47,360	35,670	29,610
Uncrowded households - Ménages non encombrés .....	735,090	462,135	97,650	173,395	46,335	5.6	715,805	658,955	631,220
Owner - Propriétaires .....	494,070	393,265	62,160	37,460	22,875	6.1	481,065	450,895	437,085
Tenant - Locataires .....	241,020	68,870	35,490	135,935	23,460	4.7	234,740	208,060	194,135
<b>Brantford</b>									
All households - Tous ménages .....	10,375	6,875	680	2,775	495	5.4	10,285	9,400	8,740
Owner - Propriétaires .....	6,410	5,375	290	710	155	5.9	6,405	6,120	5,850
Tenant - Locataires .....	3,965	1,500	390	2,065	340	4.5	3,880	3,280	2,890
Crowded households - Ménages encombrés .....	885	505	--	330	110	4.6	880	705	605
Owner - Propriétaires .....	385	290	--	--	--	5.3	385	340	305
Tenant - Locataires .....	500	215	--	260	--	4.1	495	365	300
Uncrowded households - Ménages non encombrés .....	9,490	6,370	635	2,445	385	5.5	9,405	8,695	8,135
Owner - Propriétaires .....	5,025	5,085	270	640	135	6.0	6,020	5,780	5,545
Tenant - Locataires .....	3,465	1,285	365	1,805	250	4.6	3,385	2,915	2,590
<b>Fort William</b>									
All households - Tous ménages .....	9,300	7,340	240	1,710	920	4.8	9,210	8,250	7,575
Owner - Propriétaires .....	6,675	6,205	--	380	430	5.1	6,650	6,250	5,750
Tenant - Locataires .....	2,625	1,135	155	1,330	490	4.0	2,560	2,000	1,825
Crowded households - Ménages encombrés .....	1,350	1,035	--	275	245	4.3	1,315	1,075	925
Owner - Propriétaires .....	845	795	--	--	100	4.7	840	740	660
Tenant - Locataires .....	505	240	--	230	145	3.6	475	335	265
Uncrowded households - Ménages non encombrés .....	7,950	6,305	200	1,435	675	4.9	7,895	7,175	6,650
Owner - Propriétaires .....	5,830	5,410	--	335	330	5.2	5,810	5,510	5,090
Tenant - Locataires .....	2,120	895	120	1,100	345	4.1	2,085	1,665	1,560
<b>Hamilton</b>									
All households - Tous ménages .....	55,340	35,930	4,385	14,960	3,210	5.3	54,940	49,445	48,140
Owner - Propriétaires .....	36,090	30,665	2,305	3,095	1,535	5.8	35,885	33,445	32,965
Tenant - Locataires .....	19,250	5,265	2,080	11,865	1,675	4.3	19,055	16,000	15,175
Crowded households - Ménages encombrés .....	6,820	3,910	750	2,125	870	4.6	6,690	5,300	5,020
Owner - Propriétaires .....	3,540	2,800	345	380	345	5.2	3,475	2,905	2,810
Tenant - Locataires .....	3,280	1,110	405	1,745	525	3.9	3,215	2,395	2,210
Uncrowded households - Ménages non encombrés .....	48,520	32,020	3,635	12,835	2,340	5.4	48,250	44,145	43,120
Owner - Propriétaires .....	32,550	27,865	1,960	2,715	1,190	5.9	32,410	30,540	30,155
Tenant - Locataires .....	15,970	4,155	1,675	10,120	1,150	4.4	15,840	13,605	12,965
<b>Kingston</b>									
All households - Tous ménages .....	8,710	4,125	1,880	2,695	985	5.7	8,605	7,835	7,190
Owner - Propriétaires .....	4,115	3,150	565	395	260	6.5	4,075	3,855	3,750
Tenant - Locataires .....	4,595	975	1,315	2,300	725	4.9	4,530	3,980	3,440
Crowded households - Ménages encombrés .....	1,025	310	340	370	280	4.5	970	770	615
Owner - Propriétaires .....	270	165	--	--	--	5.6	255	200	175
Tenant - Locataires .....	755	145	265	340	225	4.2	715	570	440
Uncrowded households - Ménages non encombrés .....	7,685	3,815	1,540	2,325	705	5.8	7,635	7,065	6,575
Owner - Propriétaires .....	3,845	2,985	490	365	205	6.6	3,820	3,655	3,575
Tenant - Locataires .....	3,840	830	1,050	1,960	500	5.1	3,815	3,410	3,000
<b>Kitchener</b>									
All households - Tous ménages .....	11,570	7,230	605	3,730	685	5.5	11,490	10,500	9,945
Owner - Propriétaires .....	7,500	6,320	390	785	195	6.2	7,490	7,165	6,875
Tenant - Locataires .....	4,070	910	215	2,945	490	4.1	4,000	3,335	3,070
Crowded households - Ménages encombrés .....	1,425	820	--	520	260	4.8	1,385	1,070	990
Owner - Propriétaires .....	705	595	--	--	--	5.8	700	625	605
Tenant - Locataires .....	720	225	--	450	205	3.8	685	445	385

TABLE 87. Crowded and uncrowded households by tenure showing specified dwelling attributes, for provinces, rural, urban, and cities of 30,000 population and over, 1951 - Continued

TABLEAU 87. Ménages encombrés et non encombrés selon le mode d'occupation, et certains attributs de logement, provinces, régions rurales et urbaines, et cités de 30,000 et plus, 1951 - suite

Crowding and tenure Encombrement et mode d'occupation	Total	Type of dwelling Genre de logement			Dwellings in need of major repair Logements ayant besoin de réparations importantes	Average number of rooms per dwelling Moyenne de pièces par logement	Dwellings with: Logements pourvus de:		
		Single detached Unique-maison seule	Single attached Unique-maison attenante	Apartments and flats Appartements et plain-pied			Running water Eau courante	Flush toilet (exclusive use) Toilettes avec chasse d'eau (usage exclusif)	Bath or shower (exclusive use) Baignoire ou douche (usage exclusif)
<b>ONTARIO - Con.-suite</b>									
<b>Kitchener - Con.-fin</b>									
Uncrowded households - Ménages non encombrés	10,145	6,410	525	3,210	425	5.6	10,105	9,430	8,955
Owner - Propriétaires	6,795	5,725	355	715	140	6.2	6,790	6,540	6,270
Tenant - Locataires	3,350	685	170	2,495	285	4.2	3,315	2,890	2,685
<b>London</b>									
All households - Tous ménages	26,385	16,790	1,150	8,415	1,635	5.3	26,135	24,620	23,395
Owner - Propriétaires	15,895	13,735	430	1,710	655	6.0	15,855	15,335	14,810
Tenant - Locataires	10,490	3,055	720	6,705	980	4.4	10,280	9,285	8,585
Crowded households - Ménages encombrés	2,710	1,550	115	1,030	410	4.6	2,645	2,310	1,975
Owner - Propriétaires	1,230	1,040	--	155	100	5.4	1,220	1,110	990
Tenant - Locataires	1,480	510	--	875	310	4.0	1,425	1,200	985
Uncrowded households - Ménages non encombrés	23,675	15,240	1,035	7,385	1,225	5.4	23,490	22,310	21,420
Owner - Propriétaires	14,665	12,695	405	1,555	555	6.0	14,635	14,225	13,820
Tenant - Locataires	9,010	2,545	630	5,830	670	4.5	8,855	8,085	7,600
<b>Oshawa</b>									
All households - Tous ménages	11,225	8,400	355	2,395	970	5.3	10,405	8,880	8,480
Owner - Propriétaires	8,245	7,245	190	785	520	5.7	7,705	6,840	6,595
Tenant - Locataires	2,980	1,155	165	1,610	450	4.3	2,700	2,040	1,885
Crowded households - Ménages encombrés	1,360	915	--	345	275	4.6	1,120	895	820
Owner - Propriétaires	795	695	--	--	135	5.1	670	585	550
Tenant - Locataires	565	220	--	270	140	3.7	450	310	270
Uncrowded households - Ménages non encombrés	9,865	7,485	305	2,050	695	5.4	9,285	7,985	7,660
Owner - Propriétaires	7,450	6,550	180	710	385	5.8	7,035	6,255	6,045
Tenant - Locataires	2,415	935	125	1,340	310	4.5	2,250	1,730	1,615
<b>Ottawa</b>									
All households - Tous ménages	48,965	21,195	8,180	19,415	4,210	5.5	46,860	43,820	41,600
Owner - Propriétaires	21,260	16,830	1,655	2,715	905	6.3	20,005	19,170	18,715
Tenant - Locataires	27,705	4,365	6,525	16,700	3,305	4.8	26,855	24,650	22,885
Crowded households - Ménages encombrés	6,955	2,490	1,430	2,980	1,620	4.7	6,140	5,175	4,280
Owner - Propriétaires	1,900	1,430	170	280	270	5.3	1,485	1,335	1,230
Tenant - Locataires	5,055	1,060	1,260	2,700	1,350	4.4	4,655	3,840	3,050
Uncrowded households - Ménages non encombrés	42,010	18,705	6,750	16,435	2,590	5.6	40,720	38,645	37,320
Owner - Propriétaires	19,360	15,400	1,485	2,435	635	6.4	18,520	17,835	17,485
Tenant - Locataires	22,650	3,305	5,265	14,000	1,955	4.9	22,200	20,810	19,835
<b>Peterborough</b>									
All households - Tous ménages	10,020	7,110	880	2,025	825	5.5	9,845	8,860	8,255
Owner - Propriétaires	6,370	5,715	205	445	260	5.9	6,255	5,900	5,655
Tenant - Locataires	3,650	1,395	675	1,580	565	4.8	3,590	2,960	2,600
Crowded households - Ménages encombrés	1,205	885	100	220	195	4.7	1,160	980	820
Owner - Propriétaires	665	620	--	--	--	5.2	635	575	505
Tenant - Locataires	540	265	--	195	145	4.2	525	405	315
Uncrowded households - Ménages non encombrés	8,815	6,225	780	1,805	630	5.6	8,685	7,880	7,435
Owner - Propriétaires	5,705	5,095	185	420	210	5.9	5,620	5,325	5,150
Tenant - Locataires	3,110	1,130	595	1,385	420	4.9	3,065	2,555	2,285
<b>Port Arthur</b>									
All households - Tous ménages	8,425	6,350	680	1,390	1,015	4.9	8,020	7,350	6,455
Owner - Propriétaires	6,275	5,405	500	370	630	5.1	5,960	5,625	4,995
Tenant - Locataires	2,150	945	180	1,020	385	4.2	2,060	1,725	1,460
Crowded households - Ménages encombrés	1,220	865	100	250	195	4.1	1,065	905	740
Owner - Propriétaires	775	655	--	--	115	4.5	670	595	490
Tenant - Locataires	445	210	--	185	--	3.5	395	310	250
Uncrowded households - Ménages non encombrés	7,205	5,485	580	1,140	820	5.0	6,955	6,445	5,715
Owner - Propriétaires	5,500	4,750	445	305	515	5.2	5,290	5,030	4,505
Tenant - Locataires	1,705	735	135	835	305	4.3	1,665	1,415	1,210

TABLE 87. Crowded and uncrowded households by tenure showing specified dwelling attributes, for provinces, rural, urban, and cities of 30,000 population and over, 1951 - Continued

TABLEAU 87. Ménages encombrés et non encombrés selon le mode d'occupation, et certains attributs de logement, provinces, régions rurales et urbaines, et cités de 30,000 et plus, 1951 - suite

Crowding and tenure Encombrement et mode d'occupation	Total	Type of dwelling Genre de logement			Dwellings in need of major repair Logements ayant besoin de réparations importantes	Average number of rooms per dwelling Moyenne de pièces par logement	Dwellings with: Logements pourvus de:		
		Single detached Unique-maison seule	Single attached Unique-maison attenante	Apartments and flats Appartements et plain-pied			Running water Eau courante	Flush toilet (exclusive use) Toilettes avec chasse d'eau (usage exclusif)	Bath or shower (exclusive use) Baignoire ou douche (usage exclusif)
<b>ONTARIO - Con. - suite</b>									
<b>St. Catharines</b>									
All households - Tous ménages .....	10,380	7,460	525	2,385	805	5.4	10,350	9,950	9,600
Owner - Propriétaires .....	6,595	5,825	265	500	275	5.9	6,585	6,490	6,330
Tenant - Locataires .....	3,785	1,635	260	1,885	530	4.5	3,765	3,460	3,270
Crowded households - Ménages encombrés .....	1,055	800	--	210	135	4.7	1,050	985	920
Owner - Propriétaires .....	520	450	--	--	--	5.2	515	510	475
Tenant - Locataires .....	535	350	--	155	105	4.3	535	475	445
Uncrowded households - Ménages non encombrés .....	9,325	6,660	480	2,175	670	5.5	9,300	8,965	8,680
Owner - Propriétaires .....	6,075	5,375	250	445	245	6.0	6,070	5,980	5,855
Tenant - Locataires .....	3,250	1,285	230	1,730	425	4.5	3,230	2,985	2,825
<b>Sarnia</b>									
All households - Tous ménages .....	9,380	6,810	380	2,115	710	5.2	9,105	8,370	7,925
Owner - Propriétaires .....	6,620	5,630	215	745	365	5.5	6,485	6,080	5,805
Tenant - Locataires .....	2,760	1,180	165	1,370	345	4.3	2,620	2,290	2,120
Crowded households - Ménages encombrés .....	1,350	945	--	305	250	4.5	1,230	1,020	890
Owner - Propriétaires .....	785	645	--	--	120	5.0	725	640	555
Tenant - Locataires .....	565	300	--	210	130	3.7	505	380	335
Uncrowded households - Ménages non encombrés .....	8,030	5,865	325	1,810	460	5.3	7,875	7,350	7,035
Owner - Propriétaires .....	5,835	4,985	185	650	245	5.6	5,760	5,440	5,250
Tenant - Locataires .....	2,195	880	140	1,160	215	4.4	2,115	1,910	1,785
<b>Sault Ste. Marie</b>									
All households - Tous ménages .....	7,855	5,325	270	2,255	930	5.4	7,795	6,875	6,195
Owner - Propriétaires .....	5,330	4,525	135	670	480	5.9	5,295	4,880	4,490
Tenant - Locataires .....	2,525	800	135	1,585	450	4.5	2,500	1,995	1,705
Crowded households - Ménages encombrés .....	1,245	840	--	350	260	4.9	1,235	1,005	785
Owner - Propriétaires .....	790	670	--	100	130	5.3	785	695	570
Tenant - Locataires .....	455	170	--	250	130	4.2	450	310	215
Uncrowded households - Ménages non encombrés .....	6,610	4,485	220	1,905	670	5.5	6,560	5,870	5,410
Owner - Propriétaires .....	4,540	3,855	115	570	350	6.0	4,510	4,185	3,920
Tenant - Locataires .....	2,070	630	105	1,335	320	4.6	2,050	1,685	1,490
<b>Sudbury</b>									
All households - Tous ménages .....	9,450	3,855	1,060	4,525	1,075	4.4	9,390	7,975	6,405
Owner - Propriétaires .....	4,435	2,935	570	930	255	5.3	4,420	3,925	3,415
Tenant - Locataires .....	5,015	920	490	3,595	820	3.7	4,970	4,050	2,990
Crowded households - Ménages encombrés .....	3,180	1,115	435	1,625	570	4.0	3,150	2,365	1,545
Owner - Propriétaires .....	1,305	760	200	345	--	4.9	1,305	1,075	840
Tenant - Locataires .....	1,875	355	235	1,280	475	3.4	1,845	1,290	705
Uncrowded households - Ménages non encombrés .....	6,270	2,740	625	2,900	505	4.7	6,240	5,610	4,860
Owner - Propriétaires .....	3,130	2,175	370	585	160	5.4	3,115	2,850	2,575
Tenant - Locataires .....	3,140	565	255	2,315	345	3.9	3,125	2,760	2,285
<b>Toronto</b>									
All households - Tous ménages .....	157,175	49,975	59,860	46,700	10,905	6.0	156,635	141,440	139,410
Owner - Propriétaires .....	97,795	42,935	45,740	8,820	4,430	6.7	97,755	89,970	89,360
Tenant - Locataires .....	59,380	7,040	14,120	37,880	6,475	4.7	58,880	51,470	50,050
Crowded households - Ménages encombrés .....	20,615	4,550	9,480	6,440	2,900	5.6	20,350	16,195	15,560
Owner - Propriétaires .....	10,490	3,175	6,215	1,055	815	6.6	10,480	8,865	8,655
Tenant - Locataires .....	10,125	1,375	3,265	5,385	2,085	4.6	9,870	7,330	6,905
Uncrowded households - Ménages non encombrés .....	136,560	45,425	50,380	40,260	8,005	6.0	136,285	125,245	123,850
Owner - Propriétaires .....	87,305	39,760	39,525	7,765	3,615	6.7	87,275	81,105	80,705
Tenant - Locataires .....	49,255	5,665	10,855	32,495	4,390	4.8	49,010	44,140	43,145

**TABLE 87. Crowded and uncrowded households by tenure showing specified dwelling attributes, for provinces, rural, urban, and cities of 30,000 population and over, 1951 - Continued**

**TABLEAU 87. Ménages encombrés et non encombrés selon le mode d'occupation, et certains attributs de logement, provinces, régions rurales et urbaines, et cités de 30,000 et plus, 1951 - suite**

Crowding and tenure Encombrement et mode d'occupation	Total	Type of dwelling Genre de logement			Dwellings in need of major repair — Loge- ments ayant besoin de répara- tions im- por- tantes	Average number of rooms per dwelling — Moyenne de pièces par logement	Dwellings with: — Logements pourvus de:		
		Single detached — Unique- maison seule	Single attached — Unique- maison atté- nante	Apart- ments and flats — Appar- tements et plain- piés			Running water — Eau courante	Flush toilet (exclusive use) — Toilettes avec chasse d'eau (usage exclusif)	Bath or shower (exclusive use) — Baignoire ou douche (usage exclusif)
<b>ONTARIO - Con.-fin</b>									
<b>Windsor</b>									
All households - Tous ménages .....	31,815	20,015	2,125	9,545	2,630	5.2	31,595	29,685	28,880
Owner - Propriétaires .....	17,300	14,825	875	1,505	745	5.9	17,275	16,895	16,670
Tenant - Locataires .....	14,515	5,190	1,250	8,040	1,885	4.3	14,320	12,790	12,210
Crowded households - Ménages encombrés .....	4,295	2,620	275	1,385	700	4.5	4,215	3,785	3,485
Owner - Propriétaires .....	1,690	1,415	--	180	180	5.3	1,690	1,635	1,560
Tenant - Locataires .....	2,605	1,205	190	1,205	520	3.9	2,525	2,150	1,925
Uncrowded households - Ménages non encombrés .....	27,520	17,395	1,850	8,160	1,930	5.3	27,380	25,900	25,395
Owner - Propriétaires .....	15,610	13,410	790	1,325	565	6.0	15,585	15,250	15,110
Tenant - Locataires .....	11,910	3,985	1,060	6,835	1,365	4.4	11,795	10,640	10,285
<b>MANITOBA</b>									
All households - Tous ménages .....	202,400	158,615	7,300	36,090	27,440	4.7	110,385	90,425	87,625
Owner - Propriétaires .....	144,645	132,740	4,140	7,485	19,585	5.0	69,100	58,830	58,540
Tenant - Locataires .....	57,755	25,875	3,160	28,605	7,855	4.1	41,285	31,595	29,085
Crowded households - Ménages encombrés .....	39,675	31,390	2,095	6,030	10,035	3.8	13,600	9,295	8,355
Owner - Propriétaires .....	28,670	25,850	1,420	1,265	7,295	3.9	6,795	5,000	4,815
Tenant - Locataires .....	11,005	5,540	675	4,765	2,740	3.5	6,805	4,295	3,540
Uncrowded households - Ménages non encombrés .....	162,725	127,225	5,205	30,060	17,405	5.0	96,785	81,130	79,270
Owner - Propriétaires .....	115,975	106,890	2,720	6,220	12,290	5.3	62,305	53,830	53,725
Tenant - Locataires .....	46,750	20,335	2,485	23,840	5,115	4.2	34,480	27,300	25,545
<b>Rural - Régions rurales</b>									
All households - Tous ménages .....	83,690	77,920	3,950	1,515	17,460	4.8	9,375	4,995	6,620
Owner - Propriétaires .....	69,780	65,955	2,895	700	14,310	4.8	7,095	3,280	4,730
Tenant - Locataires .....	13,910	11,965	1,055	815	3,150	4.7	2,280	1,715	1,890
Crowded households - Ménages encombrés .....	22,440	20,725	1,305	265	6,880	3.5	780	310	415
Owner - Propriétaires .....	19,555	18,110	1,180	130	5,730	3.5	670	230	325
Tenant - Locataires .....	2,885	2,615	125	135	1,150	3.3	110	--	--
Uncrowded households - Ménages non encombrés .....	61,250	57,195	2,645	1,250	10,580	5.2	8,595	4,685	6,205
Owner - Propriétaires .....	50,225	47,845	1,715	570	8,580	5.3	6,425	3,050	4,405
Tenant - Locataires .....	11,025	9,350	930	680	2,000	5.1	2,170	1,635	1,800
<b>Urban - Régions urbaines</b>									
All households - Tous ménages .....	118,710	80,695	3,350	34,575	9,980	4.7	101,010	85,430	81,005
Owner - Propriétaires .....	74,865	66,785	1,245	6,785	5,275	5.3	62,005	55,550	53,810
Tenant - Locataires .....	43,845	13,910	2,105	27,790	4,705	3.8	39,005	29,880	27,195
Crowded households - Ménages encombrés .....	17,235	10,665	790	5,765	3,155	4.1	12,820	8,985	7,940
Owner - Propriétaires .....	9,115	7,740	240	1,135	1,565	4.7	6,125	4,770	4,490
Tenant - Locataires .....	8,120	2,925	550	4,630	1,590	3.5	6,695	4,215	3,450
Uncrowded households - Ménages non encombrés .....	101,475	70,030	2,560	28,810	6,825	4.8	88,190	76,445	73,065
Owner - Propriétaires .....	65,750	59,045	1,005	5,650	3,710	5.3	55,880	50,780	49,320
Tenant - Locataires .....	35,725	10,985	1,555	23,160	3,115	3.9	32,310	25,665	23,745
<b>Winnipeg</b>									
All households - Tous ménages .....	64,630	36,270	2,110	26,215	4,165	4.8	63,455	54,045	50,405
Owner - Propriétaires .....	34,280	28,980	575	4,705	1,525	5.6	34,200	31,475	30,045
Tenant - Locataires .....	30,350	7,290	1,535	21,510	2,640	3.8	29,255	22,570	20,360
Crowded households - Ménages encombrés .....	8,575	3,850	585	4,140	1,220	4.3	8,220	5,775	4,900
Owner - Propriétaires .....	3,215	2,345	125	745	325	5.3	3,185	2,600	2,375
Tenant - Locataires .....	5,360	1,505	460	3,395	895	3.7	5,035	3,175	2,525
Uncrowded households - Ménages non encombrés .....	56,055	32,420	1,525	22,075	2,945	4.9	55,235	48,270	45,505
Owner - Propriétaires .....	31,065	26,635	450	3,960	1,200	5.7	31,015	28,875	27,670
Tenant - Locataires .....	24,990	5,785	1,075	18,115	1,745	3.9	24,220	19,395	17,835

TABLE 87. Crowded and uncrowded households by tenure showing specified dwelling attributes, for provinces, rural, urban, and cities of 30,000 population and over, 1951 - Continued

TABLEAU 87. Ménages encombrés et non encombrés selon le mode d'occupation, et certains attributs de logement, provinces, régions rurales et urbaines, et cités de 30,000 et plus, 1951 - suite

Crowding and tenure Encombrement et mode d'occupation	Total	Type of dwelling Genre de logement			Dwellings i. need of major repair Logements ayant besoin de répara- tions im- por- tantes	Average number of rooms per dwelling Moyenne de pièces par logement	Dwellings with: Logements pourvus de:		
		Single detached Unique- maison seule	Single attached Unique- maison attendant	Apartment and flats Appar- tements et plain- pied			Running water Eau courante	Flush toilet (exclusive use) Toilettes avec chasse d'eau (usage exclusif)	Bath or shower (exclusive use) Baignoire ou douche (usage exclusif)
<b>SASKATCHEWAN</b>									
All households - Tous ménages .....	221,455	192,100	8,815	19,705	45,325	4.6	59,180	42,395	44,010
Owner - Propriétaires .....	164,800	153,655	6,285	4,300	33,610	4.8	38,410	28,635	30,655
Tenant - Locataires .....	56,655	38,445	2,530	15,405	11,715	4.1	20,770	13,760	13,355
Crowded households - Ménages encombrés .....	50,770	44,890	2,195	3,445	16,045	3.6	7,120	4,555	4,300
Owner - Propriétaires .....	38,285	35,835	1,650	640	12,210	3.7	3,900	2,685	2,635
Tenant - Locataires .....	12,485	9,055	545	2,305	3,835	3.2	3,220	1,870	1,665
Uncrowded households - Ménages non encombrés .....	170,685	147,210	6,620	16,260	29,280	4.9	52,060	37,840	39,710
Owner - Propriétaires .....	126,515	117,820	4,635	3,660	21,400	5.1	34,510	25,950	28,020
Tenant - Locataires .....	44,170	29,390	1,985	12,600	7,880	4.4	17,550	11,890	11,690
<b>Rural - Régions rurales</b>									
All households - Tous ménages .....	151,750	141,795	7,030	2,245	37,305	4.6	11,165	3,890	7,275
Owner - Propriétaires .....	121,430	114,645	5,390	910	29,565	4.7	9,070	2,965	5,970
Tenant - Locataires .....	30,320	27,150	1,640	1,335	7,740	4.6	2,095	925	1,305
Crowded households - Ménages encombrés .....	38,675	36,220	1,830	450	13,495	3.6	970	265	475
Owner - Propriétaires .....	31,760	29,990	1,500	145	11,000	3.6	725	180	365
Tenant - Locataires .....	6,915	6,230	330	305	2,495	3.3	245	--	110
Uncrowded households - Ménages non encombrés .....	113,075	105,575	5,200	1,795	23,810	5.0	10,195	3,625	6,800
Owner - Propriétaires .....	89,670	84,655	3,890	765	18,565	5.0	8,345	2,785	5,605
Tenant - Locataires .....	23,405	20,920	1,310	1,030	5,245	4.9	1,850	840	1,195
<b>Urban - Régions urbaines</b>									
All households - Tous ménages .....	69,705	50,305	1,785	17,460	8,020	4.5	48,015	38,505	36,735
Owner - Propriétaires .....	43,370	39,010	895	3,390	4,045	5.1	29,340	25,670	24,685
Tenant - Locataires .....	26,335	11,295	890	14,070	3,975	3.6	18,675	12,835	12,050
Crowded households - Ménages encombrés .....	12,095	8,670	365	2,995	2,550	3.8	6,150	4,290	3,825
Owner - Propriétaires .....	6,525	5,845	150	495	1,210	4.4	3,175	2,505	2,270
Tenant - Locataires .....	5,570	2,825	215	2,500	1,340	3.1	2,975	1,785	1,555
Uncrowded households - Ménages non encombrés .....	57,610	41,635	1,420	14,465	5,470	4.7	41,865	34,215	32,910
Owner - Propriétaires .....	36,845	33,165	745	2,835	2,835	5.2	26,165	23,165	22,415
Tenant - Locataires .....	20,765	8,470	675	11,570	2,635	3.7	15,700	11,050	10,495
<b>Regina</b>									
All households - Tous ménages .....	19,160	13,125	540	5,450	2,155	4.5	15,030	12,305	11,495
Owner - Propriétaires .....	11,060	10,035	175	830	955	5.2	8,690	7,840	7,360
Tenant - Locataires .....	8,100	3,090	365	4,620	1,200	3.5	6,340	4,465	4,135
Crowded households - Ménages encombrés .....	3,750	2,575	110	1,050	745	3.9	2,320	1,730	1,495
Owner - Propriétaires .....	1,830	1,665	--	135	310	4.7	1,165	1,000	870
Tenant - Locataires .....	1,920	910	--	915	435	3.0	1,155	730	625
Uncrowded households - Ménages non encombrés .....	15,410	10,550	430	4,400	1,410	4.6	12,710	10,575	10,000
Owner - Propriétaires .....	9,230	8,370	155	695	645	5.3	7,525	6,840	6,490
Tenant - Locataires .....	6,180	2,180	275	3,705	765	3.6	5,185	3,735	3,510
<b>Saskatoon</b>									
All households - Tous ménages .....	14,980	10,580	245	4,135	1,055	4.7	12,465	10,895	10,275
Owner - Propriétaires .....	9,585	8,510	115	950	570	5.2	8,030	7,675	7,245
Tenant - Locataires .....	5,395	2,070	130	3,185	485	3.7	4,435	3,220	3,030
Crowded households - Ménages encombrés .....	2,185	1,580	--	555	335	3.9	1,400	1,075	925
Owner - Propriétaires .....	1,190	1,035	--	120	175	4.3	715	630	525
Tenant - Locataires .....	995	545	--	435	160	3.3	685	445	400
Uncrowded households - Ménages non encombrés .....	12,795	9,000	205	3,580	720	4.8	11,065	9,820	9,350
Owner - Propriétaires .....	8,395	7,475	--	830	395	5.3	7,315	7,045	6,720
Tenant - Locataires .....	4,400	1,525	120	2,750	325	3.7	3,750	2,775	2,630

TABLE 87. Crowded and uncrowded households by tenure showing specified dwelling attributes, for provinces, rural, urban, and cities of 30,000 population and over, 1951 - Continued

TABLEAU 87. Ménages encombrés et non encombrés selon le mode d'occupation, et certains attributs de logement, provinces, régions rurales et urbaines, et cités de 30,000 et plus, 1951 - suite

Crowding and tenure Encombrement et mode d'occupation	Total	Type of dwelling Genre de logement			Dwellings in need of major repair Logements ayant besoin de réparations importantes	Average number of rooms per dwelling Moyenne de pièces par logement	Dwellings with: Logements pourvus de:		
		Single detached Unique-maison seule	Single attached Unique-maison attenante	Apartments and flats Appartements et plain-pied			Running water Eau courante	Flush toilet (exclusive use) Toilettes avec chasse d'eau (usage exclusif)	Bath or shower (exclusive use) Baignoire ou douche (usage exclusif)
<b>ALBERTA</b>									
All households - Tous ménages .....	250,750	204,000	7,850	37,085	48,205	4.5	124,495	96,475	95,355
Owner - Propriétaires .....	179,055	163,795	4,630	9,300	33,925	4.7	81,980	67,610	67,970
Tenant - Locataires .....	71,695	40,205	3,220	27,785	14,280	3.7	42,515	28,865	27,385
Crowded households - Ménages encombrés .....	56,300	46,645	2,030	6,785	17,375	3.5	17,255	11,010	10,505
Owner - Propriétaires .....	38,415	35,240	1,185	1,395	12,055	3.7	9,375	6,515	6,485
Tenant - Locataires .....	17,885	11,405	845	5,390	5,320	3.1	7,880	4,495	4,020
Uncrowded households - Ménages non encombrés .....	194,450	157,355	5,820	30,300	30,830	4.7	107,240	85,465	84,850
Owner - Propriétaires .....	140,640	128,555	3,445	7,905	21,870	5.0	72,605	61,095	61,485
Tenant - Locataires .....	53,810	28,800	2,375	22,395	8,960	4.0	34,635	24,370	23,365
<b>Rural - Régions rurales</b>									
All households - Tous ménages .....	125,325	118,150	4,465	1,435	34,730	4.4	18,420	10,620	12,215
Owner - Propriétaires .....	100,395	95,460	3,320	545	27,600	4.5	14,680	8,625	10,110
Tenant - Locataires .....	24,930	22,690	1,145	890	7,130	4.0	3,740	1,995	2,105
Crowded households - Ménages encombrés .....	35,145	32,960	1,275	330	13,295	3.4	2,345	930	1,105
Owner - Propriétaires .....	27,555	26,025	915	135	10,370	3.5	1,770	745	910
Tenant - Locataires .....	7,590	6,935	360	195	2,925	3.1	575	185	195
Uncrowded households - Ménages non encombrés .....	90,180	85,190	3,190	1,105	21,435	4.8	16,075	9,690	11,110
Owner - Propriétaires .....	72,840	69,435	2,405	410	17,230	4.9	12,910	7,880	9,200
Tenant - Locataires .....	17,340	15,755	785	695	4,205	4.4	3,165	1,810	1,910
<b>Urban - Régions urbaines</b>									
All households - Tous ménages .....	125,425	85,850	3,385	35,650	13,475	4.5	106,075	85,855	83,140
Owner - Propriétaires .....	78,660	68,335	1,310	8,755	6,325	5.1	67,300	58,985	57,860
Tenant - Locataires .....	46,765	17,515	2,075	26,895	7,150	3.6	38,775	26,870	25,280
Crowded households - Ménages encombrés .....	21,155	13,685	755	6,455	4,080	3.7	14,910	10,080	9,400
Owner - Propriétaires .....	10,860	9,215	270	1,260	1,685	4.3	7,605	5,770	5,575
Tenant - Locataires .....	10,295	4,470	485	5,195	2,395	3.1	7,305	4,310	3,825
Uncrowded households - Ménages non encombrés .....	104,270	72,165	2,630	29,195	9,395	4.7	91,165	75,775	73,740
Owner - Propriétaires .....	67,800	59,120	1,040	7,495	4,640	5.2	59,695	53,215	52,285
Tenant - Locataires .....	36,470	13,045	1,590	21,700	4,755	3.7	31,470	22,560	21,455
<b>Calgary</b>									
All households - Tous ménages .....	37,710	22,070	480	15,020	2,660	4.5	35,780	29,610	28,625
Owner - Propriétaires .....	22,240	18,245	165	3,750	975	5.2	21,755	20,180	19,810
Tenant - Locataires .....	15,470	3,825	315	11,270	1,685	3.4	14,025	9,430	8,815
Crowded households - Ménages encombrés .....	5,080	2,500	--	2,480	675	3.7	4,495	3,100	2,860
Owner - Propriétaires .....	2,225	1,705	--	480	210	4.6	2,070	1,810	1,745
Tenant - Locataires .....	2,855	795	--	2,000	465	3.0	2,425	1,290	1,115
Uncrowded households - Ménages non encombrés .....	32,630	19,570	420	12,540	1,985	4.6	31,285	26,510	25,765
Owner - Propriétaires .....	20,015	16,540	145	3,270	765	5.3	19,685	18,370	18,065
Tenant - Locataires .....	12,615	3,030	275	9,270	1,220	3.5	11,600	8,140	7,700
<b>Edmonton</b>									
All households - Tous ménages .....	42,925	28,440	1,110	13,270	4,625	4.6	39,040	33,400	32,305
Owner - Propriétaires .....	26,325	23,055	315	2,930	2,025	5.2	24,475	22,700	22,185
Tenant - Locataires .....	16,600	5,385	795	10,340	2,600	3.6	14,565	10,700	10,120
Crowded households - Ménages encombrés .....	7,165	4,295	240	2,565	1,420	3.8	5,780	4,395	4,115
Owner - Propriétaires .....	3,450	2,920	--	465	560	4.6	2,895	2,465	2,370
Tenant - Locataires .....	3,715	1,375	180	2,100	860	3.1	2,885	1,930	1,745
Uncrowded households - Ménages non encombrés .....	35,760	24,145	870	10,705	3,205	4.7	33,260	29,005	28,190
Owner - Propriétaires .....	22,875	20,135	255	2,465	1,465	5.3	21,580	20,235	19,815
Tenant - Locataires .....	12,885	4,010	615	8,240	1,740	3.7	11,680	8,770	8,375



TABLE 87. Crowded and uncrowded households by tenure showing specified dwelling attributes, for provinces, rural, urban, and cities of 30,000 population and over, 1951 - Concluded

TABLEAU 87. Ménages encombrés et non encombrés selon le mode d'occupation, et certains attributs de logement, provinces, régions rurales et urbaines, et cités de 30,000 et plus, 1951 - fin

Crowding and tenure Encombrement et mode d'occupation	Total	Type of dwelling Genre de logement			Dwellings in need of major repair Logements ayant besoin de réparations importantes	Average number of rooms per dwelling Moyenne de pièces par logement	Dwellings with: Logements pourvus de:		
		Single detached Unique-maison seule	Single attached Unique-maison attenante	Apartments and flats Appartements et plain-pied			Running water Eau courante	Flush toilet (exclusive use) Toilettes avec chasse d'eau (usage exclusif)	Bath or shower (exclusive use) Baignoire ou douche (usage exclusif)
<b>BRITISH COLUMBIA</b>									
All households - Tous ménages .....	337,780	277,065	13,405	45,880	33,530	4.6	294,120	257,895	252,620
Owner - Propriétaires .....	235,160	221,855	4,445	8,110	19,985	4.9	204,490	186,530	184,530
Tenant - Locataires .....	102,620	55,210	8,960	37,770	13,545	3.8	89,630	71,365	68,090
Crowded households - Ménages encombrés .....	48,100	39,775	2,165	5,760	9,325	3.7	34,130	25,670	24,350
Owner - Propriétaires .....	29,220	27,550	510	960	5,270	4.0	19,815	15,700	15,265
Tenant - Locataires .....	18,880	12,225	1,655	4,800	4,055	3.3	14,315	9,970	9,085
Uncrowded households - Ménages non encombrés .....	289,680	237,290	11,240	40,120	24,205	4.7	259,990	232,225	228,270
Owner - Propriétaires .....	205,940	194,305	3,935	7,150	14,715	5.0	184,675	170,830	169,265
Tenant - Locataires .....	83,740	42,985	7,305	32,970	9,490	3.9	75,315	61,395	59,005
<b>Rural - Régions rurales</b>									
All households - Tous ménages .....	105,765	100,065	3,270	1,865	17,910	4.2	67,180	50,455	49,895
Owner - Propriétaires .....	76,605	74,635	1,115	485	11,975	4.4	46,230	36,815	36,760
Tenant - Locataires .....	29,160	25,430	2,155	1,380	5,935	3.7	18,950	13,640	13,135
Crowded households - Ménages encombrés .....	22,940	21,700	765	305	6,035	3.4	10,150	5,925	5,660
Owner - Propriétaires .....	15,385	15,010	210	--	3,930	3.7	6,495	3,840	3,755
Tenant - Locataires .....	7,555	6,690	555	245	2,105	3.0	3,655	2,085	1,905
Uncrowded households - Ménages non encombrés .....	82,825	78,365	2,505	1,560	11,875	4.4	57,030	44,530	44,235
Owner - Propriétaires .....	61,220	59,625	905	425	8,045	4.6	41,735	32,975	33,005
Tenant - Locataires .....	21,605	18,740	1,600	1,135	3,830	4.0	15,295	11,555	11,230
<b>Urban - Régions urbaines</b>									
All households - Tous ménages .....	232,015	177,000	10,135	44,015	15,620	4.7	226,940	207,440	202,725
Owner - Propriétaires .....	158,555	147,220	3,330	7,625	8,010	5.2	156,260	149,715	147,770
Tenant - Locataires .....	73,460	29,780	6,805	36,390	7,610	3.8	70,680	57,725	54,955
Crowded households - Ménages encombrés .....	25,160	18,075	1,400	5,455	3,290	4.0	23,980	19,745	18,690
Owner - Propriétaires .....	13,835	12,540	300	900	1,340	4.5	13,320	11,860	11,510
Tenant - Locataires .....	11,325	5,535	1,100	4,555	1,950	3.5	10,660	7,885	7,180
Uncrowded households - Ménages non encombrés .....	206,855	158,925	8,735	38,560	12,330	4.8	202,960	187,695	184,035
Owner - Propriétaires .....	144,720	134,680	3,030	6,725	6,670	5.2	142,940	137,855	136,260
Tenant - Locataires .....	62,135	24,245	5,705	31,835	5,660	3.8	60,020	49,840	47,775
<b>Vancouver</b>									
All households - Tous ménages .....	101,330	68,485	4,000	28,420	5,495	4.8	100,200	90,850	89,060
Owner - Propriétaires .....	63,885	57,920	1,150	4,670	2,315	5.4	63,665	61,530	61,010
Tenant - Locataires .....	37,445	10,565	2,850	23,750	3,180	3.7	36,535	29,320	28,050
Crowded households - Ménages encombrés .....	10,020	5,955	535	3,460	1,035	4.2	9,875	8,050	7,700
Owner - Propriétaires .....	4,760	4,095	--	555	290	4.8	4,730	4,360	4,305
Tenant - Locataires .....	5,260	1,860	440	2,905	745	3.6	5,145	3,690	3,395
Uncrowded households - Ménages non encombrés .....	91,310	62,530	3,465	24,960	4,460	4.8	90,325	82,800	81,360
Owner - Propriétaires .....	59,125	53,825	1,055	4,115	2,025	5.4	58,935	57,170	56,705
Tenant - Locataires .....	32,185	8,705	2,410	20,845	2,435	3.7	31,390	25,630	24,655
<b>Victoria</b>									
All households - Tous ménages .....	15,790	9,960	950	4,840	680	4.8	15,580	14,000	13,680
Owner - Propriétaires .....	9,195	8,165	245	765	320	5.5	9,155	8,635	8,565
Tenant - Locataires .....	6,595	1,795	705	4,075	360	3.8	6,425	5,365	5,115
Crowded households - Ménages encombrés .....	1,345	805	--	435	110	4.2	1,300	1,050	995
Owner - Propriétaires .....	595	515	--	--	--	5.0	590	500	480
Tenant - Locataires .....	750	290	--	380	--	3.6	710	550	515
Uncrowded households - Ménages non encombrés .....	14,445	9,155	870	4,405	570	4.8	14,280	12,950	12,685
Owner - Propriétaires .....	8,600	7,650	230	710	285	5.5	8,565	8,135	8,085
Tenant - Locataires .....	5,845	1,505	640	3,695	285	3.9	5,715	4,815	4,600

TABLE 88. Crowded and uncrowded households by tenure showing household size and composition, for provinces, rural, urban, and cities of 30,000 population and over, 1951

TABLEAU 88. Ménages encombrés et non encombrés selon le mode d'occupation, et importance numérique et composition du ménage, provinces, régions rurales et urbaines, et cités de 30,000 et plus, 1951

Crowding and tenure Encombrement et mode d'occupation	Total	Average number of persons per household Moyenne de personnes par ménage	Households by number of families Ménages selon le nombre de familles			Households by number of lodgers Ménages selon le nombre de chambreurs			
			0	1	2+	0	1	2	3+
			<b>CANADA</b>						
All households - Tous ménages .....	3,409,295	4.0	385,010	2,794,860	229,425	3,081,085	171,310	73,480	83,420
Owner - Propriétaires .....	2,236,955	4.1	231,700	1,840,300	164,955	2,027,900	107,790	47,970	53,295
Tenant - Locataires .....	1,172,340	3.7	153,310	954,560	64,470	1,053,185	63,520	25,510	30,125
Crowded households - Ménages encombrés .....	641,820	6.7	7,540	543,135	91,145	559,145	30,470	15,540	36,665
Owner - Propriétaires .....	384,330	7.1	2,295	324,545	57,490	338,735	16,495	8,130	20,970
Tenant - Locataires .....	257,490	6.0	5,245	218,590	33,655	220,410	13,975	7,410	15,695
Uncrowded households - Ménages non encombrés .....	2,767,475	3.4	377,470	2,251,725	138,280	2,521,940	140,840	57,940	46,755
Owner - Propriétaires .....	1,852,625	3.5	229,405	1,515,755	107,465	1,689,165	91,295	39,840	32,325
Tenant - Locataires .....	914,850	3.1	148,065	735,970	30,815	832,775	49,545	18,100	14,430
<b>Rural - Régions rurales</b>									
All households - Tous ménages .....	1,254,260	4.2	154,295	1,039,340	60,625	1,195,645	43,260	8,750	6,605
Owner - Propriétaires .....	1,028,780	4.3	124,600	849,230	54,950	980,995	35,610	6,960	5,215
Tenant - Locataires .....	225,480	3.8	29,695	190,110	5,675	214,650	7,650	1,790	1,390
Crowded households - Ménages encombrés .....	285,210	6.8	2,750	258,260	24,200	269,530	9,895	2,590	3,195
Owner - Propriétaires .....	229,590	7.1	1,420	206,990	21,180	217,620	7,730	1,900	2,340
Tenant - Locataires .....	55,620	5.8	1,330	51,270	3,020	51,910	2,165	690	855
Uncrowded households - Ménages non encombrés .....	969,050	3.4	151,545	781,080	36,425	926,115	33,365	6,160	3,410
Owner - Propriétaires .....	799,190	3.5	123,180	642,240	33,770	763,375	27,880	5,060	2,875
Tenant - Locataires .....	169,860	3.1	28,365	138,840	2,655	162,740	5,485	1,100	535
<b>Urban - Régions urbaines</b>									
All households - Tous ménages .....	2,155,035	3.9	230,715	1,755,520	168,800	1,885,440	128,050	64,730	76,815
Owner - Propriétaires .....	1,208,175	4.0	107,100	991,070	110,005	1,046,905	72,180	41,010	48,080
Tenant - Locataires .....	946,860	3.7	123,615	764,450	58,795	838,535	55,870	23,720	28,735
Crowded households - Ménages encombrés .....	356,610	6.5	4,790	284,875	66,945	289,615	20,575	12,950	33,470
Owner - Propriétaires .....	154,740	7.2	875	117,555	36,310	121,115	8,765	6,230	18,630
Tenant - Locataires .....	201,870	6.0	3,915	167,320	30,635	168,500	11,810	6,720	14,840
Uncrowded households - Ménages non encombrés .....	1,798,425	3.3	225,925	1,470,645	101,855	1,595,825	107,475	51,780	43,345
Owner - Propriétaires .....	1,053,435	3.5	106,225	873,515	73,695	925,790	63,415	34,780	29,450
Tenant - Locataires .....	744,990	3.1	119,700	597,130	28,160	670,035	44,060	17,000	13,895
<b>NEWFOUNDLAND</b>									
All households - Tous ménages .....	70,980	5.0	4,230	59,110	7,640	66,690	2,505	860	925
Owner - Propriétaires .....	61,540	5.0	3,820	50,980	6,740	58,100	2,105	660	675
Tenant - Locataires .....	9,440	4.9	410	8,130	900	8,590	400	200	250
Crowded households - Ménages encombrés .....	23,030	7.4	--	19,010	3,980	21,220	920	320	570
Owner - Propriétaires .....	19,095	7.6	--	15,730	3,340	17,770	720	235	370
Tenant - Locataires .....	3,935	6.5	--	3,280	640	3,450	200	--	200
Uncrowded households - Ménages non encombrés .....	47,950	3.8	4,190	40,100	3,660	45,470	1,585	540	355
Owner - Propriétaires .....	42,445	3.8	3,795	35,250	3,400	40,330	1,385	425	305
Tenant - Locataires .....	5,505	3.7	395	4,850	260	5,140	200	115	--
<b>Rural - Régions rurales</b>									
All households - Tous ménages .....	41,245	4.9	2,625	34,500	4,120	39,395	1,295	315	240
Owner - Propriétaires .....	39,435	4.9	2,530	32,890	4,015	37,690	1,240	295	210
Tenant - Locataires .....	1,810	4.7	--	1,610	105	1,705	--	--	--
Crowded households - Ménages encombrés .....	13,040	7.5	--	10,865	2,155	12,320	465	115	140
Owner - Propriétaires .....	12,515	7.5	--	10,395	2,100	11,845	440	105	125
Tenant - Locataires .....	525	6.7	--	470	--	475	--	--	--
Uncrowded households - Ménages non encombrés .....	28,205	3.8	2,605	23,635	1,965	27,075	830	200	100
Owner - Propriétaires .....	26,920	3.8	2,510	22,495	1,915	25,845	800	190	--
Tenant - Locataires .....	1,285	3.8	--	1,140	--	1,230	--	--	--
<b>Urban - Régions urbaines</b>									
All households - Tous ménages .....	29,735	5.0	1,605	24,610	3,520	27,295	1,210	545	685
Owner - Propriétaires .....	22,105	5.0	1,290	18,090	2,725	20,410	865	365	465
Tenant - Locataires .....	7,630	4.9	315	6,520	795	6,885	345	180	220

TABLE 88. Crowded and uncrowded households by tenure showing household size and composition, for provinces, rural, urban, and cities of 30,000 population and over, 1951 - Continued

TABLEAU 88. Ménages encombrés et non encombrés selon le mode d'occupation, et importance numérique et composition du ménage, provinces, régions rurales et urbaines, et cités de 30,000 et plus 1951 - suite

Crowding and tenure Encombrement et mode d'occupation	Total	Average number of persons per household Moyenne de personnes par ménage	Households by number of families Ménages selon le nombre de familles			Households by number of lodgers Ménages selon le nombre de chambreurs			
			0	1	2+	0	1	2	3+
<b>NEWFOUNDLAND—Con.—fin</b>									
<b>Urban—Con.— Régions urbaines—fin</b>									
Crowded households — Ménages encombrés.....	9,990	7.3	--	8,145	1,825	8,900	455	205	430
Owner — Propriétaires.....	6,580	7.7	--	5,335	1,240	5,925	280	130	245
Tenant — Locataires.....	3,410	6.5	--	2,810	585	2,975	175	--	185
Uncrowded households — Ménages non encombrés	19,745	3.8	1,585	16,465	1,695	18,395	755	340	255
Owner — Propriétaires.....	15,525	3.9	1,285	12,755	1,485	14,485	585	235	220
Tenant — Locataires.....	4,220	3.6	300	3,710	210	3,910	170	105	--
<b>St. John's</b>									
All households — Tous ménages.....	10,570	4.8	705	8,490	1,375	9,500	390	265	415
Owner — Propriétaires.....	6,520	4.8	500	5,105	915	5,865	220	170	265
Tenant — Locataires.....	4,050	4.9	205	3,385	460	3,635	170	--	150
Crowded households — Ménages encombrés.....	2,970	7.1	--	2,305	660	2,570	--	--	245
Owner — Propriétaires.....	1,160	8.1	--	820	340	990	--	--	120
Tenant — Locataires.....	1,810	6.5	--	1,485	320	1,580	--	--	125
Uncrowded households — Ménages non encombrés	7,600	3.9	700	6,185	715	6,930	300	200	170
Owner — Propriétaires.....	5,360	4.0	500	4,285	575	4,875	205	135	145
Tenant — Locataires.....	2,240	3.6	200	1,900	140	2,055	--	--	--
<b>PRINCE EDWARD ISLAND</b>									
All households — Tous ménages.....	22,455	4.3	2,730	18,230	1,495	20,865	980	360	250
Owner — Propriétaires.....	18,305	4.3	2,310	14,725	1,270	17,275	710	205	115
Tenant — Locataires.....	4,150	4.2	420	3,505	225	3,590	270	155	135
Crowded households — Ménages encombrés.....	3,515	7.5	--	3,070	420	3,240	140	--	--
Owner — Propriétaires.....	2,575	7.9	--	2,230	330	2,430	--	--	--
Tenant — Locataires.....	940	6.4	--	840	--	810	--	--	--
Uncrowded households — Ménages non encombrés	18,940	3.7	2,705	15,160	1,075	17,625	840	320	155
Owner — Propriétaires.....	15,730	3.8	2,295	12,495	940	14,845	620	185	--
Tenant — Locataires.....	3,210	3.5	410	2,665	135	2,780	220	135	--
<b>Rural — Régions rurales</b>									
All households — Tous ménages.....	16,880	4.3	2,090	13,725	1,065	16,255	510	--	--
Owner — Propriétaires.....	15,325	4.4	1,930	12,355	1,040	14,755	465	--	--
Tenant — Locataires.....	1,555	4.1	160	1,370	--	1,500	--	--	--
Crowded households — Ménages encombrés.....	2,545	7.7	--	2,270	265	2,435	--	--	--
Owner — Propriétaires.....	2,215	8.0	--	1,950	255	2,120	--	--	--
Tenant — Locataires.....	330	6.2	--	320	--	315	--	--	--
Uncrowded households — Ménages non encombrés	14,335	3.7	2,080	11,455	800	13,820	430	--	--
Owner — Propriétaires.....	13,110	3.8	1,920	10,405	785	12,635	395	--	--
Tenant — Locataires.....	1,225	3.5	160	1,050	--	1,185	--	--	--
<b>Urban — Régions urbaines</b>									
All households — Tous ménages.....	5,575	4.2	640	4,505	430	4,610	470	300	195
Owner — Propriétaires.....	2,980	4.2	380	2,370	230	2,520	245	150	--
Tenant — Locataires.....	2,595	4.2	260	2,135	200	2,090	225	150	130
Crowded households — Ménages encombrés.....	970	7.0	--	800	155	805	--	--	--
Owner — Propriétaires.....	360	7.8	--	280	--	310	--	--	--
Tenant — Locataires.....	610	6.5	--	520	--	495	--	--	--
Uncrowded households — Ménages non encombrés	4,605	3.6	625	3,705	275	3,805	410	275	115
Owner — Propriétaires.....	2,620	3.7	375	2,090	155	2,210	225	145	--
Tenant — Locataires.....	1,985	3.5	250	1,615	120	1,595	185	130	--
<b>NOVA SCOTIA</b>									
All households — Tous ménages.....	149,555	4.2	16,810	121,120	11,625	134,335	9,150	2,870	3,200
Owner — Propriétaires.....	113,945	4.2	12,955	91,535	9,455	102,625	6,960	2,140	2,220
Tenant — Locataires.....	35,610	4.0	3,855	29,585	2,170	31,710	2,190	730	980

**TABLE 88. Crowded and uncrowded households by tenure showing household size and composition, for provinces, rural, urban, and cities of 30,000 population and over, 1951 - Continued**

**TABLEAU 88. Ménages encombrés et non encombrés selon le mode d'occupation, et importance numérique et composition du ménage, provinces, régions rurales et urbaines, et cités de 30,000 et plus, 1951 - suite**

Crowding and tenure Encombrement et mode d'occupation	Total	Average number of persons per household Moyenne de personnes par ménage	Households by number of families Ménages selon le nombre de familles			Households by number of lodgers Ménages selon le nombre de chambreurs			
			0	1	2+	0	1	2	3+
			<b>NOVA SCOTIA - Con.-fin</b>						
Crowded households - Ménages encombrés	27,615	6.9	225	23,185	4,205	23,805	1,740	665	1,405
Owner - Propriétaires	18,420	7.4	--	15,440	2,915	16,145	1,115	360	800
Tenant - Locataires	9,195	6.0	160	7,745	1,290	7,660	625	305	605
Uncrowded households - Ménages non encombrés	121,940	3.5	16,585	97,935	7,420	110,530	7,410	2,205	1,795
Owner - Propriétaires	95,525	3.6	12,890	76,095	6,540	86,480	5,845	1,780	1,420
Tenant - Locataires	26,415	3.3	3,695	21,840	880	24,050	1,565	425	375
<b>Rural - Régions rurales</b>									
All households - Tous ménages	71,125	4.1	9,305	57,140	4,680	65,900	3,915	710	600
Owner - Propriétaires	62,865	4.1	8,450	50,010	4,405	58,155	3,540	620	550
Tenant - Locataires	8,260	4.0	855	7,130	275	7,745	375	--	--
Crowded households - Ménages encombrés	11,715	7.1	--	10,310	1,350	10,700	665	135	215
Owner - Propriétaires	9,835	7.3	--	8,585	1,220	8,955	600	105	175
Tenant - Locataires	1,880	6.1	--	1,725	130	1,745	--	--	--
Uncrowded households - Ménages non encombrés	59,410	3.5	9,250	46,830	3,330	55,200	3,250	575	385
Owner - Propriétaires	53,030	3.5	8,420	41,425	3,185	49,200	2,940	515	375
Tenant - Locataires	6,380	3.4	830	5,405	145	6,000	310	--	--
<b>Urban - Régions urbaines</b>									
All households - Tous ménages	78,430	4.2	7,505	63,980	6,945	68,435	5,235	2,160	2,600
Owner - Propriétaires	51,080	4.4	4,505	41,525	5,050	44,470	3,420	1,520	1,670
Tenant - Locataires	27,350	4.0	3,000	22,455	1,895	23,965	1,815	640	930
Crowded households - Ménages encombrés	15,900	6.8	170	12,875	2,855	13,105	1,075	530	1,190
Owner - Propriétaires	8,585	7.4	--	6,855	1,695	7,190	515	255	625
Tenant - Locataires	7,315	6.0	135	6,020	1,160	5,915	560	275	565
Uncrowded households - Ménages non encombrés	62,530	3.6	7,335	51,105	4,090	55,330	4,160	1,630	1,410
Owner - Propriétaires	42,495	3.7	4,470	34,670	3,355	37,280	2,905	1,265	1,045
Tenant - Locataires	20,035	3.2	2,865	16,435	735	18,050	1,255	365	365
<b>Halifax</b>									
All households - Tous ménages	18,710	4.1	2,150	14,590	1,970	15,045	1,770	840	1,055
Owner - Propriétaires	8,785	4.4	775	6,855	1,155	6,855	825	510	595
Tenant - Locataires	9,925	3.9	1,375	7,735	815	8,190	945	330	460
Crowded households - Ménages encombrés	4,510	6.3	105	3,450	955	3,230	460	255	565
Owner - Propriétaires	1,285	7.6	--	870	395	790	125	115	255
Tenant - Locataires	3,225	5.8	--	2,580	560	2,440	335	140	310
Uncrowded households - Ménages non encombrés	14,200	3.5	2,045	11,140	1,015	11,815	1,310	585	490
Owner - Propriétaires	7,500	3.9	755	5,985	760	6,065	700	395	340
Tenant - Locataires	6,700	3.0	1,290	5,155	255	5,750	610	190	150
<b>Sydney</b>									
All households - Tous ménages	6,325	4.8	325	5,125	875	5,130	485	305	405
Owner - Propriétaires	4,350	4.9	225	3,485	640	3,515	335	225	275
Tenant - Locataires	1,975	4.6	100	1,640	235	1,615	150	--	130
Crowded households - Ménages encombrés	1,480	7.2	--	1,105	370	1,115	--	--	200
Owner - Propriétaires	860	7.8	--	630	230	665	--	--	120
Tenant - Locataires	620	6.5	--	475	140	450	--	--	--
Uncrowded households - Ménages non encombrés	4,845	4.1	320	4,020	505	4,015	395	230	205
Owner - Propriétaires	3,490	4.2	225	2,855	410	2,850	295	190	155
Tenant - Locataires	1,355	3.7	--	1,165	--	1,165	100	--	--
<b>NEW BRUNSWICK</b>									
All households - Tous ménages	114,010	4.4	11,115	94,650	8,245	104,780	6,095	1,635	1,500
Owner - Propriétaires	81,210	4.6	7,780	66,770	6,660	75,200	4,025	1,005	980
Tenant - Locataires	32,800	3.9	3,335	27,880	1,585	29,580	2,070	630	520
Crowded households - Ménages encombrés	24,130	7.4	120	20,855	3,155	21,940	1,245	360	585
Owner - Propriétaires	17,755	7.7	--	15,355	2,335	16,425	785	205	340
Tenant - Locataires	6,375	6.4	--	5,500	820	5,515	460	155	245

**TABLE 88. Crowded and uncrowded households by tenure showing household size and composition, for provinces, rural, urban, and cities of 30,000 population and over, 1951 - Continued**

**TABLEAU 88. Ménages encombrés et non encombrés selon le mode d'occupation, et importance numérique et composition du ménage, provinces, régions rurales et urbaines, et cités de 30,000 et plus, 1951 - suite**

Crowding and tenure Encombrement et mode d'occupation	Total	Average number of persons per household — Moyenne de personnes par ménage	Households by number of families — Ménages selon le nombre de familles			Households by number of lodgers — Ménages selon le nombre de chambreurs			
			0	1	2+	0	1	2	3+
<b>NEW BRUNSWICK—Con.—fin</b>									
Uncrowded households — Ménages non encombrés	89,880	3.7	10,995	73,795	5,090	82,840	4,850	1,275	915
Owner — Propriétaires	63,455	3.8	7,715	51,415	4,325	58,775	3,240	800	640
Tenant — Locataires	26,425	3.3	3,280	22,380	765	24,065	1,610	475	275
<b>Rural — Régions rurales</b>									
All households — Tous ménages	62,225	4.8	5,600	51,630	4,995	58,645	2,795	430	355
Owner — Propriétaires	54,710	4.8	4,970	45,065	4,675	51,535	2,480	375	320
Tenant — Locataires	7,515	4.3	630	6,565	320	7,110	315	--	--
Crowded households — Ménages encombrés	16,245	7.5	--	14,230	1,965	15,370	605	105	165
Owner — Propriétaires	14,080	7.7	--	12,275	1,760	13,340	510	--	140
Tenant — Locataires	2,165	6.4	--	1,955	205	2,030	--	--	--
Uncrowded households — Ménages non encombrés	45,980	3.8	5,550	37,400	3,030	43,275	2,190	325	190
Owner — Propriétaires	40,630	3.8	4,925	32,790	2,915	38,195	1,970	285	180
Tenant — Locataires	5,350	3.5	625	4,610	115	5,080	220	--	--
<b>Urban — Régions urbaines</b>									
All households — Tous ménages	51,785	4.0	5,515	43,020	3,250	46,135	3,300	1,205	1,145
Owner — Propriétaires	26,500	4.2	2,810	21,705	1,985	23,665	1,545	630	660
Tenant — Locataires	25,285	3.8	2,705	21,315	1,265	22,470	1,755	575	485
Crowded households — Ménages encombrés	7,885	7.0	--	6,625	1,190	6,570	640	255	420
Owner — Propriétaires	3,675	7.6	--	3,080	575	3,085	275	115	200
Tenant — Locataires	4,210	6.4	--	3,545	615	3,485	365	140	220
Uncrowded households — Ménages non encombrés	43,900	3.5	5,445	36,395	2,060	39,565	2,660	950	725
Owner — Propriétaires	22,825	3.7	2,790	18,625	1,410	20,580	1,270	515	460
Tenant — Locataires	21,075	3.3	2,655	17,770	650	18,985	1,390	435	265
<b>Saint John</b>									
All households — Tous ménages	13,180	3.8	1,905	10,520	755	11,605	980	310	285
Owner — Propriétaires	2,910	3.7	545	2,170	195	2,580	160	--	--
Tenant — Locataires	10,270	3.8	1,360	8,350	560	9,025	820	235	190
Crowded households — Ménages encombrés	1,810	6.7	--	1,510	260	1,505	175	--	--
Owner — Propriétaires	200	7.8	--	155	--	160	--	--	--
Tenant — Locataires	1,610	6.6	--	1,355	230	1,345	170	--	--
Uncrowded households — Ménages non encombrés	11,370	3.3	1,865	3,010	495	10,100	305	270	195
Owner — Propriétaires	2,710	3.4	530	2,015	165	2,420	155	--	--
Tenant — Locataires	8,660	3.3	1,335	6,995	330	7,680	650	205	125
<b>QUÉBEC</b>									
All households — Tous ménages	858,785	4.6	69,235	729,945	59,605	787,510	39,665	15,525	16,085
Owner — Propriétaires	416,960	5.1	27,920	357,870	31,170	391,740	14,930	5,180	5,110
Tenant — Locataires	441,825	4.1	41,315	372,075	28,435	395,770	24,735	10,345	10,975
Crowded households — Ménages encombrés	216,955	7.3	1,670	187,740	27,545	195,470	8,970	4,395	8,120
Owner — Propriétaires	105,050	8.2	295	92,310	12,445	98,050	3,270	1,335	2,395
Tenant — Locataires	111,905	6.4	1,375	95,430	15,100	97,420	5,700	3,060	5,725
Uncrowded households — Ménages non encombrés	641,830	3.6	67,565	542,205	32,060	592,040	30,695	11,130	7,965
Owner — Propriétaires	311,910	4.0	27,625	265,560	18,725	293,690	11,660	3,845	2,715
Tenant — Locataires	329,920	3.3	39,940	276,645	13,335	298,350	19,035	7,285	5,250
<b>Rural — Régions rurales</b>									
All households — Tous ménages	255,385	5.3	18,895	219,690	16,800	245,970	6,735	1,575	1,105
Owner — Propriétaires	215,435	5.4	15,080	184,650	15,705	207,810	5,465	1,290	870
Tenant — Locataires	39,950	4.2	3,815	35,040	1,095	38,160	1,270	285	235
Crowded households — Ménages encombrés	75,900	8.2	275	68,520	7,105	72,880	1,875	555	590
Owner — Propriétaires	64,310	8.5	140	57,690	6,480	62,025	1,445	425	415
Tenant — Locataires	11,590	6.6	135	10,830	625	10,855	430	130	175

TABLE 88. Crowded and uncrowded households by tenure showing household size and composition, for provinces, rural, urban, and cities of 30,000 population and over, 1951 - Continued

TABLEAU 88. Ménages encombrés et non encombrés selon le mode d'occupation, et importance numérique et composition du ménage, provinces, régions rurales et urbaines, et cités de 30,000 et plus, 1951 - suite

Crowding and tenure Encombrement et mode d'occupation	Total	Average number of persons per household Moyenne de personnes par ménage	Households by number of families Ménages selon le nombre de familles			Households by number of lodgers Ménages selon le nombre de chambreurs			
			0	1	2+	0	1	2	3+
<b>QUÉBEC - Con. - suite</b>									
<b>Rural - Con. - Régions rurales - fin</b>									
Uncrowded households - Ménages non encombrés	179,485	4.0	18,620	151,170	9,695	173,090	4,860	1,020	515
Owner - Propriétaires	151,125	4.1	14,940	126,960	9,225	145,785	4,020	865	455
Tenant - Locataires	28,360	3.3	3,680	24,210	470	27,305	840	155	--
<b>Urban - Régions urbaines</b>									
All households - Tous ménages	603,400	4.3	50,340	510,255	42,805	541,540	32,930	13,950	14,980
Owner - Propriétaires	201,525	4.7	12,840	173,220	15,465	183,930	9,465	3,890	4,240
Tenant - Locataires	401,875	4.0	37,500	337,035	27,340	357,610	23,465	10,060	10,740
Crowded households - Ménages encombrés	141,055	6.8	1,395	119,220	20,440	122,590	7,095	3,840	7,530
Owner - Propriétaires	40,740	7.8	155	34,620	5,965	36,025	1,825	910	1,980
Tenant - Locataires	100,315	6.4	1,240	84,600	14,475	86,565	5,270	2,930	5,550
Uncrowded households - Ménages non encombrés	462,345	3.5	48,945	391,035	22,365	418,950	25,835	10,110	7,450
Owner - Propriétaires	160,785	3.9	12,685	138,600	9,500	147,905	7,640	2,980	2,260
Tenant - Locataires	301,560	3.3	36,260	252,435	12,865	271,045	18,195	7,130	5,190
<b>Hull</b>									
All households - Tous ménages	9,325	4.6	450	7,940	935	8,320	490	265	250
Owner - Propriétaires	4,175	4.9	220	3,420	535	3,685	195	140	155
Tenant - Locataires	5,150	4.3	230	4,520	400	4,635	295	125	--
Crowded households - Ménages encombrés	3,105	6.6	--	2,485	590	2,700	135	135	135
Owner - Propriétaires	1,190	7.5	--	865	305	1,020	--	--	--
Tenant - Locataires	1,915	6.0	--	1,620	285	1,680	--	--	--
Uncrowded households - Ménages non encombrés	6,220	3.6	420	5,455	345	5,620	355	130	115
Owner - Propriétaires	2,985	3.9	200	2,555	230	2,665	145	100	--
Tenant - Locataires	3,235	3.3	220	2,900	115	2,955	210	--	--
<b>Montréal</b>									
All households - Tous ménages	247,485	4.0	28,385	196,490	22,610	214,855	15,395	7,645	9,590
Owner - Propriétaires	43,215	4.2	3,550	35,170	4,495	38,395	2,215	1,150	1,455
Tenant - Locataires	204,270	3.9	24,835	161,320	18,115	176,460	13,180	6,495	8,135
Crowded households - Ménages encombrés	51,940	6.5	985	39,925	11,030	42,560	2,735	1,925	4,720
Owner - Propriétaires	5,825	7.5	--	4,230	1,565	4,725	275	210	615
Tenant - Locataires	46,115	6.3	955	35,695	9,465	37,835	2,460	1,715	4,105
Uncrowded households - Ménages non encombrés	195,545	3.3	27,400	156,565	11,580	172,295	12,660	5,720	4,870
Owner - Propriétaires	37,390	3.7	3,520	30,940	2,930	33,670	1,940	940	840
Tenant - Locataires	158,155	3.2	23,880	125,625	8,650	138,625	10,720	4,780	4,030
<b>Outremont</b>									
All households - Tous ménages	7,420	3.9	700	6,095	625	6,545	535	235	105
Owner - Propriétaires	2,375	4.4	190	2,030	155	2,235	105	--	--
Tenant - Locataires	5,045	3.7	510	4,065	470	4,310	430	210	--
Crowded households - Ménages encombrés	370	6.9	--	250	120	280	--	--	--
Owner - Propriétaires	--	--	--	--	--	--	--	--	--
Tenant - Locataires	310	6.7	--	195	115	220	--	--	--
Uncrowded households - Ménages non encombrés	7,050	3.8	700	5,845	505	6,265	515	195	--
Owner - Propriétaires	2,315	4.3	190	1,975	150	2,175	105	--	--
Tenant - Locataires	4,735	3.5	510	3,870	355	4,090	410	170	--
<b>Québec</b>									
All households - Tous ménages	34,970	4.4	3,605	29,565	1,800	31,960	1,680	655	675
Owner - Propriétaires	8,540	5.1	820	7,140	580	7,815	335	175	215
Tenant - Locataires	26,430	4.2	2,785	22,425	1,220	24,145	1,345	480	460
Crowded households - Ménages encombrés	9,015	7.1	--	8,065	880	8,115	420	175	305
Owner - Propriétaires	2,070	8.3	--	1,825	235	1,830	--	--	110
Tenant - Locataires	6,945	6.7	--	6,240	645	6,285	345	120	195
Uncrowded households - Ménages non encombrés	25,955	3.5	3,535	21,500	920	23,845	1,260	480	370
Owner - Propriétaires	6,470	4.1	810	5,315	345	5,985	260	120	105
Tenant - Locataires	19,485	3.3	2,725	16,185	575	17,860	1,000	360	265

**TABLE 88. Crowded and uncrowded households by tenure showing household size and composition, for provinces, rural, urban, and cities of 30,000 population and over, 1951 - Continued**

**TABLEAU 88. Ménages encombrés et non encombrés selon le mode d'occupation, et importance numérique et composition du ménage, provinces, régions rurales et urbaines, et cités de 30,000 et plus, 1951 - suite**

Crowding and tenure Encombrement et mode d'occupation	Total	Average number of persons per household — Moyenne de personnes par ménage	Households by number of families — Ménages selon le nombre de familles			Households by number of lodgers — Ménages selon le nombre de chambreurs			
			0	1	2+	0	1	2	3+
			<b>QUÉBEC - Con.-fin</b>						
<b>Sherbrooke</b>									
All households - Tous ménages .....	11,545	4.1	975	10,110	460	10,485	670	225	165
Owner - Propriétaires .....	3,785	4.7	275	3,310	200	3,480	180	--	--
Tenant - Locataires .....	7,760	3.9	700	6,800	260	7,005	490	145	120
Crowded households - Ménages encombrés .....	2,820	6.6	--	2,555	235	2,475	185	--	105
Owner - Propriétaires .....	915	7.6	--	825	--	830	--	--	--
Tenant - Locataires .....	1,905	6.1	--	1,730	145	1,645	150	--	--
Uncrowded households - Ménages non encombrés .....	8,725	3.3	945	7,555	225	8,010	485	170	--
Owner - Propriétaires .....	2,870	3.8	275	2,485	110	2,650	145	--	--
Tenant - Locataires .....	5,855	3.1	670	5,070	115	5,360	340	110	--
<b>Trois-Rivières</b>									
All households - Tous ménages .....	9,530	4.6	600	8,415	515	8,860	455	120	--
Owner - Propriétaires .....	2,670	5.1	125	2,325	220	2,450	135	--	--
Tenant - Locataires .....	6,860	4.3	475	6,090	295	6,410	320	--	--
Crowded households - Ménages encombrés .....	2,690	7.1	--	2,450	225	2,490	120	--	--
Owner - Propriétaires .....	750	8.2	--	660	--	665	--	--	--
Tenant - Locataires .....	1,940	6.7	--	1,790	135	1,825	--	--	--
Uncrowded households - Ménages non encombrés .....	6,840	3.6	585	5,965	290	6,370	335	--	--
Owner - Propriétaires .....	1,920	3.9	125	1,665	130	1,785	--	--	--
Tenant - Locataires .....	4,920	3.4	460	4,300	160	4,585	250	--	--
<b>Verdun</b>									
All households - Tous ménages .....	19,805	3.8	1,140	17,345	1,320	18,380	905	290	230
Owner - Propriétaires .....	3,130	3.7	230	2,650	250	2,880	145	--	--
Tenant - Locataires .....	16,675	3.8	910	14,695	1,070	15,500	760	230	185
Crowded households - Ménages encombrés .....	3,440	6.2	--	2,765	665	3,065	180	--	120
Owner - Propriétaires .....	255	7.1	--	175	--	215	--	--	--
Tenant - Locataires .....	3,185	6.1	--	2,590	585	2,850	165	--	100
Uncrowded households - Ménages non encombrés .....	16,365	3.3	1,130	14,580	655	15,315	725	215	110
Owner - Propriétaires .....	2,875	3.4	230	2,475	170	2,665	130	--	--
Tenant - Locataires .....	13,490	3.2	900	12,105	485	12,650	595	160	--
<b>* ONTARIO</b>									
All households - Tous ménages .....	1,181,125	3.8	133,555	946,115	101,455	1,028,675	69,760	37,680	45,010
Owner - Propriétaires .....	821,335	3.9	85,740	656,935	78,660	710,870	48,785	28,660	33,020
Tenant - Locataires .....	359,790	3.6	47,815	289,180	22,795	317,805	20,975	9,020	11,990
Crowded households - Ménages encombrés .....	151,730	6.7	1,830	115,750	34,150	118,435	8,745	5,980	18,570
Owner - Propriétaires .....	86,845	7.2	690	62,950	23,205	65,645	4,955	3,725	12,520
Tenant - Locataires .....	64,885	6.0	1,140	52,800	10,945	52,790	3,790	2,255	6,050
Uncrowded households - Ménages non encombrés .....	1,029,395	3.4	131,725	830,365	67,305	910,240	61,015	31,700	26,440
Owner - Propriétaires .....	734,490	3.5	85,050	593,985	55,455	645,225	43,830	24,935	20,500
Tenant - Locataires .....	294,905	3.1	46,675	236,380	11,850	265,015	17,185	6,765	5,940
<b>Rural - Régions rurales</b>									
All households - Tous ménages .....	340,870	3.8	42,455	282,190	16,225	321,725	13,640	2,945	2,560
Owner - Propriétaires .....	272,800	3.8	34,915	223,750	14,135	257,105	11,285	2,375	2,035
Tenant - Locataires .....	68,070	3.8	7,540	58,440	2,090	64,620	2,355	570	525
Crowded households - Ménages encombrés .....	46,565	6.6	650	41,490	4,425	42,545	2,215	665	1,140
Owner - Propriétaires .....	32,380	6.9	370	28,475	3,535	29,430	1,605	480	865
Tenant - Locataires .....	14,185	5.9	280	13,015	890	13,115	610	185	275
Uncrowded households - Ménages non encombrés .....	294,305	3.4	41,805	240,700	11,900	279,180	11,425	2,280	1,420
Owner - Propriétaires .....	240,420	3.4	34,545	195,275	10,600	227,675	9,680	1,895	1,170
Tenant - Locataires .....	53,885	3.3	7,260	45,425	1,200	51,505	1,745	385	250
<b>Urban - Régions urbaines</b>									
All households - Tous ménages .....	840,255	3.8	91,100	663,925	85,230	706,950	56,120	34,735	42,450
Owner - Propriétaires .....	548,535	3.9	50,825	433,185	64,525	453,765	37,500	26,285	30,985
Tenant - Locataires .....	291,720	3.6	40,275	230,740	20,705	253,185	18,620	8,450	11,465

TABLE 88. Crowded and uncrowded households by tenure showing household size and composition, for provinces, rural, urban, and cities of 30,000 population and over, 1951 - Continued

TABLEAU 88. Ménages encombrés et non encombrés selon le mode d'occupation, et importance numérique et composition du ménage, provinces, régions rurales et urbaines, et cités de 30,000 et plus, 1951 - suite

Crowding and tenure Encombrement et mode d'occupation	Total	Average number of persons per household — Moyenne de personnes par ménage	Households by number of families — Ménages selon le nombre de familles			Households by number of lodgers — Ménages selon le nombre de chambreurs			
			0	1	2+	0	1	2	3+
<b>ONTARIO—Con.—suite</b>									
<b>Urban—Con.—Régions urbaines—fin</b>									
Crowded households — Ménages encombrés .....	105,165	6.7	1,180	74,260	29,725	75,890	6,530	5,315	17,430
Owner — Propriétaires .....	54,465	7.3	320	34,475	19,670	36,215	3,350	3,245	11,655
Tenant — Locataires .....	50,700	6.0	860	39,785	10,055	39,675	3,180	2,070	5,775
Uncrowded households — Ménages non encombrés .....	735,090	3.4	89,920	589,665	55,505	631,060	49,590	29,420	25,020
Owner — Propriétaires .....	494,070	3.5	50,505	398,710	44,855	417,550	34,150	23,040	19,330
Tenant — Locataires .....	241,020	3.0	39,415	190,955	10,650	213,510	15,440	6,380	5,690
<b>Brantford</b>									
All households — Tous ménages .....	10,375	3.5	1,345	8,405	625	8,990	785	330	270
Owner — Propriétaires .....	6,410	3.6	885	5,045	480	5,390	555	285	180
Tenant — Locataires .....	3,965	3.3	460	3,360	145	3,600	230	--	--
Crowded households — Ménages encombrés .....	885	6.3	--	685	195	665	--	--	--
Owner — Propriétaires .....	385	6.9	--	260	125	260	--	--	--
Tenant — Locataires .....	500	5.8	--	425	--	405	--	--	--
Uncrowded households — Ménages non encombrés .....	9,490	3.2	1,340	7,720	430	8,325	710	265	190
Owner — Propriétaires .....	6,025	3.3	885	4,785	355	5,130	535	230	130
Tenant — Locataires .....	3,465	3.0	455	2,935	--	3,195	175	--	--
<b>Fort William</b>									
All households — Tous ménages .....	9,300	3.7	750	8,040	510	8,295	615	205	185
Owner — Propriétaires .....	6,675	3.8	440	5,805	430	5,845	500	175	155
Tenant — Locataires .....	2,625	3.4	310	2,235	--	2,450	115	--	--
Crowded households — Ménages encombrés .....	1,350	6.0	--	1,140	200	1,170	--	--	--
Owner — Propriétaires .....	845	6.3	--	685	155	715	--	--	--
Tenant — Locataires .....	505	5.4	--	455	--	455	--	--	--
Uncrowded households — Ménages non encombrés .....	7,950	3.3	740	6,900	310	7,125	545	155	125
Owner — Propriétaires .....	5,830	3.5	435	5,120	275	5,130	455	135	110
Tenant — Locataires .....	2,120	2.9	305	1,780	--	1,995	--	--	--
<b>Hamilton</b>									
All households — Tous ménages .....	55,340	3.7	5,985	44,045	5,310	47,230	3,575	2,165	2,370
Owner — Propriétaires .....	36,090	3.9	3,105	28,895	4,090	30,225	2,465	1,625	1,775
Tenant — Locataires .....	19,250	3.3	2,880	15,150	1,220	17,005	1,110	540	595
Crowded households — Ménages encombrés .....	6,820	6.4	--	4,890	1,835	5,115	380	320	1,005
Owner — Propriétaires .....	3,540	7.1	--	2,275	1,245	2,430	200	210	700
Tenant — Locataires .....	3,280	5.6	--	2,615	590	2,685	180	110	305
Uncrowded households — Ménages non encombrés .....	48,520	3.3	5,890	39,155	3,475	42,115	3,195	1,845	1,365
Owner — Propriétaires .....	32,550	3.5	3,085	26,620	2,845	27,795	2,265	1,415	1,075
Tenant — Locataires .....	15,970	2.9	2,805	12,535	630	14,320	930	430	290
<b>Kingston</b>									
All households — Tous ménages .....	8,710	3.7	1,135	6,705	870	7,125	660	450	475
Owner — Propriétaires .....	4,115	3.9	555	3,085	475	3,270	310	270	265
Tenant — Locataires .....	4,595	3.6	580	3,620	395	3,855	350	180	210
Crowded households — Ménages encombrés .....	1,025	6.5	--	720	300	690	--	--	155
Owner — Propriétaires .....	270	7.8	--	160	110	130	--	--	--
Tenant — Locataires .....	755	6.0	--	560	190	560	--	--	--
Uncrowded households — Ménages non encombrés .....	7,685	3.3	1,130	5,985	570	6,435	565	365	320
Owner — Propriétaires .....	3,845	3.6	555	2,925	365	3,140	280	225	200
Tenant — Locataires .....	3,840	3.1	575	3,060	205	3,295	285	140	120
<b>Kitchener</b>									
All households — Tous ménages .....	11,570	3.8	1,230	9,020	1,320	9,560	835	590	585
Owner — Propriétaires .....	7,500	4.1	595	5,825	1,080	5,950	640	465	445
Tenant — Locataires .....	4,070	3.3	635	3,195	240	3,610	195	125	140
Crowded households — Ménages encombrés .....	1,425	6.7	--	940	470	975	--	--	280
Owner — Propriétaires .....	705	7.9	--	370	335	440	--	--	190
Tenant — Locataires .....	720	5.5	--	570	135	535	--	--	--



**TABLE 88. Crowded and uncrowded households by tenure showing household size and composition, for provinces, rural, urban, and cities of 30,000 population and over, 1951 - Continued**

**TABLEAU 88. Ménages encombrés et non encombrés selon le mode d'occupation, et importance numérique et composition du ménage, provinces, régions rurales et urbaines, et cités de 30,000 et plus, 1951 - suite**

Crowding and tenure Encombrement et mode d'occupation	Total	Average number of persons per household Moyenne de personnes par ménage	Households by number of families Ménages selon le nombre de familles			Households by number of lodgers Ménages selon le nombre de chambreurs			
			0	1	2+	0	1	2	3+
			<b>ONTARIO - Con. - suite</b>						
<b>Kitchener - Con. - fin</b>									
Uncrowded households - Ménages non encombrés	10,145	3.4	1,215	8,080	850	8,585	755	500	305
Owner - Propriétaires	6,795	3.7	595	5,455	745	5,510	610	420	255
Tenant - Locataires	3,350	2.8	620	2,625	105	3,075	145	--	--
<b>London</b>									
All households - Tous ménages	26,385	3.5	3,860	20,605	1,920	22,370	2,050	920	1,045
Owner - Propriétaires	15,895	3.7	1,910	12,650	1,335	13,220	1,320	655	700
Tenant - Locataires	10,490	3.3	1,950	7,955	585	9,150	730	265	345
Crowded households - Ménages encombrés	2,710	6.5	--	1,940	720	2,005	185	150	370
Owner - Propriétaires	1,230	7.2	--	775	440	820	--	100	230
Tenant - Locataires	1,480	5.9	--	1,165	280	1,185	105	--	140
Uncrowded households - Ménages non encombrés	23,675	3.2	3,810	18,665	1,200	20,365	1,865	770	675
Owner - Propriétaires	14,665	3.4	1,895	11,875	895	12,400	1,240	555	470
Tenant - Locataires	9,010	2.8	1,915	6,790	305	7,965	625	215	205
<b>Oshawa</b>									
All households - Tous ménages	11,225	3.7	890	9,575	760	9,615	755	415	440
Owner - Propriétaires	8,245	3.8	570	7,050	625	6,995	570	325	355
Tenant - Locataires	2,980	3.4	320	2,525	135	2,620	185	--	--
Crowded households - Ménages encombrés	1,360	6.4	--	1,085	250	950	110	--	210
Owner - Propriétaires	795	7.0	--	600	195	530	--	--	160
Tenant - Locataires	565	5.6	--	485	--	420	--	--	--
Uncrowded households - Ménages non encombrés	9,865	3.3	865	8,490	510	8,665	645	325	230
Owner - Propriétaires	7,450	3.5	570	6,450	430	6,465	510	280	195
Tenant - Locataires	2,415	2.9	295	2,040	--	2,200	135	--	--
<b>Ottawa</b>									
All households - Tous ménages	48,965	3.9	6,150	38,170	4,645	40,780	3,775	1,960	2,450
Owner - Propriétaires	21,260	4.1	2,030	16,950	2,280	17,570	1,695	985	1,010
Tenant - Locataires	27,705	3.8	4,120	21,220	2,365	23,210	2,080	975	1,440
Crowded households - Ménages encombrés	6,955	6.8	--	5,195	1,675	5,295	420	295	945
Owner - Propriétaires	1,900	7.3	--	1,335	545	1,355	125	120	300
Tenant - Locataires	5,055	6.5	--	3,860	1,130	3,940	295	175	645
Uncrowded households - Ménages non encombrés	42,010	3.5	6,065	32,975	2,970	35,485	3,355	1,665	1,505
Owner - Propriétaires	19,360	3.7	2,010	15,615	1,735	16,215	1,570	865	710
Tenant - Locataires	22,650	3.2	4,055	17,360	1,235	19,270	1,785	800	795
<b>Peterborough</b>									
All households - Tous ménages	10,020	3.8	1,045	8,220	755	8,430	830	360	400
Owner - Propriétaires	6,370	3.9	595	5,230	545	5,310	530	255	275
Tenant - Locataires	3,650	3.6	450	2,990	210	3,120	300	105	125
Crowded households - Ménages encombrés	1,205	6.6	--	915	270	890	100	--	140
Owner - Propriétaires	665	7.1	--	500	155	460	--	--	--
Tenant - Locataires	540	6.0	--	415	115	430	--	--	--
Uncrowded households - Ménages non encombrés	8,815	3.4	1,025	7,305	485	7,540	730	285	260
Owner - Propriétaires	5,705	3.5	585	4,730	390	4,850	470	200	185
Tenant - Locataires	3,110	3.1	440	2,575	--	2,690	260	--	--
<b>Port Arthur</b>									
All households - Tous ménages	8,425	3.6	825	7,115	485	7,565	425	200	235
Owner - Propriétaires	6,275	3.7	510	5,360	405	5,570	325	175	205
Tenant - Locataires	2,150	3.4	315	1,755	--	1,995	100	--	--
Crowded households - Ménages encombrés	1,220	5.8	--	1,035	170	1,040	--	--	--
Owner - Propriétaires	775	6.2	--	645	120	645	--	--	--
Tenant - Locataires	445	5.0	--	390	--	395	--	--	--
Uncrowded households - Ménages non encombrés	7,205	3.3	810	6,080	315	6,525	345	175	160
Owner - Propriétaires	5,500	3.4	500	4,715	285	4,925	285	150	140
Tenant - Locataires	1,705	2.9	310	1,365	--	1,600	--	--	--

**TABLE 88. Crowded and uncrowded households by tenure showing household size and composition, for provinces, rural, urban, and cities of 30,000 population and over, 1951 - Continued**

**TABLEAU 88. Ménages encombrés et non encombrés selon le mode d'occupation, et importance numérique et composition du ménage, provinces, régions rurales et urbaines, et cités de 30,000 et plus, 1951 - suite**

Crowding and tenure Encombrement et mode d'occupation	Total	Average number of persons per household Moyenne de personnes par ménage	Households by number of families Ménages selon le nombre de familles			Households by number of lodgers Ménages selon le nombre de chambreurs			
			0	1	2+	0	1	2	3+
			<b>ONTARIO - Con. - suite</b>						
<b>St. Catharines</b>									
All households - Tous ménages .....	10,380	3.6	1,090	8,605	685	9,065	605	340	370
Owner - Propriétaires .....	6,595	3.7	640	5,470	485	5,675	395	260	265
Tenant - Locataires .....	3,785	3.4	450	3,135	200	3,390	210	--	105
Crowded households - Ménages encombrés .....	1,055	6.4	--	835	210	820	--	--	135
Owner - Propriétaires .....	520	6.8	--	380	130	370	--	--	--
Tenant - Locataires .....	535	6.0	--	455	--	450	--	--	--
Uncrowded households - Ménages non encombrés .....	9,325	3.3	1,080	7,770	475	8,245	540	305	235
Owner - Propriétaires .....	6,075	3.5	630	5,090	355	5,305	360	235	175
Tenant - Locataires .....	3,250	3.0	450	2,680	120	2,940	180	--	--
<b>Sarnia</b>									
All households - Tous ménages .....	9,380	3.7	1,040	7,810	530	7,935	740	440	265
Owner - Propriétaires .....	6,620	3.8	700	5,470	450	5,500	545	365	210
Tenant - Locataires .....	2,760	3.5	340	2,340	--	2,435	195	--	--
Crowded households - Ménages encombrés .....	1,350	6.3	--	1,110	230	965	135	105	145
Owner - Propriétaires .....	785	6.9	--	610	170	515	--	--	120
Tenant - Locataires .....	565	5.5	--	500	--	450	--	--	--
Uncrowded households - Ménages non encombrés .....	8,030	3.2	1,030	6,700	300	6,970	605	335	120
Owner - Propriétaires .....	5,835	3.4	695	4,860	280	4,985	480	280	--
Tenant - Locataires .....	2,195	2.9	335	1,840	--	1,985	125	--	--
<b>Sault Ste. Marie</b>									
All households - Tous ménages .....	7,855	4.1	635	6,435	785	6,680	525	285	365
Owner - Propriétaires .....	5,330	4.3	410	4,290	630	4,430	385	195	320
Tenant - Locataires .....	2,525	3.6	225	2,145	155	2,250	140	--	--
Crowded households - Ménages encombrés .....	1,245	6.7	--	945	300	995	--	--	--
Owner - Propriétaires .....	790	7.2	--	575	215	635	--	--	--
Tenant - Locataires .....	455	5.9	--	370	--	360	--	--	--
Uncrowded households - Ménages non encombrés .....	6,610	3.5	635	5,490	485	5,685	435	215	275
Owner - Propriétaires .....	4,540	3.7	410	3,715	415	3,795	335	160	250
Tenant - Locataires .....	2,070	3.1	225	1,775	--	1,890	100	--	--
<b>Sudbury</b>									
All households - Tous ménages .....	9,450	4.4	610	7,860	980	7,540	785	385	740
Owner - Propriétaires .....	4,435	4.9	205	3,605	625	3,400	395	220	420
Tenant - Locataires .....	5,015	4.0	405	4,255	355	4,140	390	165	320
Crowded households - Ménages encombrés .....	3,180	6.4	--	2,475	675	2,230	270	170	510
Owner - Propriétaires .....	1,305	7.5	--	925	380	840	125	--	265
Tenant - Locataires .....	1,875	5.6	--	1,550	295	1,390	145	--	245
Uncrowded households - Ménages non encombrés .....	6,270	3.4	580	5,385	305	5,310	515	215	230
Owner - Propriétaires .....	3,130	3.9	205	2,680	245	2,560	270	145	155
Tenant - Locataires .....	3,140	3.0	375	2,705	--	2,750	245	--	--
<b>Toronto</b>									
All households - Tous ménages .....	157,175	4.2	20,940	102,795	33,440	109,035	14,370	13,140	20,630
Owner - Propriétaires .....	97,795	4.5	9,265	63,595	24,935	63,215	9,295	9,980	15,305
Tenant - Locataires .....	59,380	3.7	11,675	39,200	8,505	45,820	5,075	3,160	5,325
Crowded households - Ménages encombrés .....	20,615	7.9	390	8,935	11,290	9,515	1,360	1,515	8,225
Owner - Propriétaires .....	10,490	8.9	--	3,040	7,365	3,430	630	855	5,575
Tenant - Locataires .....	10,125	6.8	305	5,895	3,925	6,085	730	660	2,650
Uncrowded households - Ménages non encombrés .....	136,560	3.7	20,550	93,860	22,150	99,520	13,010	11,625	12,405
Owner - Propriétaires .....	87,305	4.0	9,180	60,555	17,570	59,785	8,665	9,125	9,730
Tenant - Locataires .....	49,255	3.1	11,370	33,305	4,580	39,735	4,345	2,500	2,675

**TABLE 88. Crowded and uncrowded households by tenure showing household size and composition, for provinces, rural, urban, and cities of 30,000 population and over, 1951 - Continued**

**TABLEAU 88. Ménages encombrés et non encombrés selon le mode d'occupation, et importance numérique et composition du ménage, provinces, régions rurales et urbaines, et cités de 30,000 et plus, 1951 - suite**

Crowding and tenure Encombrement et mode d'occupation	Total	Average number of persons per household Moyenne de personnes par ménage	Households by number of families Ménages selon le nombre de familles			Households by number of lodgers Ménages selon le nombre de chambreurs			
			0	1	2+	0	1	2	3+
			<b>ONTARIO - Con. - fin</b>						
<b>Windsor</b>									
All households - Tous ménages .....	31,815	3.7	3,415	26,145	2,255	27,350	2,095	1,160	1,210
Owner - Propriétaires .....	17,300	3.9	1,440	14,280	1,580	14,345	1,315	790	850
Tenant - Locataires .....	14,515	3.4	1,975	11,865	675	13,005	780	370	360
Crowded households - Ménages encombrés .....	4,295	6.3	--	3,395	805	3,425	265	170	435
Owner - Propriétaires .....	1,690	7.2	--	1,255	435	1,255	110	--	255
Tenant - Locataires .....	2,605	5.7	--	2,140	370	2,170	155	100	180
Uncrowded households - Ménages non encombrés .....	27,520	3.3	3,320	22,750	1,450	23,925	1,830	990	775
Owner - Propriétaires .....	15,610	3.6	1,440	13,025	1,145	13,090	1,205	720	595
Tenant - Locataires .....	11,910	3.0	1,880	9,725	305	10,835	625	270	180
<b>MANITOBA</b>									
All households - Tous ménages .....	202,400	3.7	22,535	170,175	9,670	186,315	8,780	3,080	4,225
Owner - Propriétaires .....	144,645	3.9	13,595	123,595	7,455	133,670	6,180	2,020	2,775
Tenant - Locataires .....	57,755	3.3	8,960	46,580	2,215	52,645	2,600	1,060	1,450
Crowded households - Ménages encombrés .....	39,675	6.0	500	35,045	4,130	35,505	1,660	650	1,860
Owner - Propriétaires .....	28,670	6.2	145	25,675	2,850	26,115	1,125	405	1,025
Tenant - Locataires .....	11,005	5.3	355	9,370	1,280	9,390	535	245	835
Uncrowded households - Ménages non encombrés .....	162,725	3.2	22,055	135,130	5,540	150,810	7,120	2,430	2,365
Owner - Propriétaires .....	115,975	3.3	13,450	97,920	4,605	107,555	5,055	1,615	1,750
Tenant - Locataires .....	46,750	2.9	8,605	37,210	935	43,255	2,065	815	615
<b>Rural - Régions rurales</b>									
All households - Tous ménages .....	83,690	3.9	10,490	70,620	2,580	80,180	2,840	445	225
Owner - Propriétaires .....	69,780	4.0	8,635	58,855	2,290	66,980	2,305	340	155
Tenant - Locataires .....	13,910	3.6	1,855	11,765	290	13,200	535	105	--
Crowded households - Ménages encombrés .....	22,440	6.0	165	20,985	1,290	21,575	670	--	110
Owner - Propriétaires .....	19,555	6.1	--	18,360	1,105	18,870	550	--	--
Tenant - Locataires .....	2,885	5.6	--	2,625	185	2,705	120	--	--
Uncrowded households - Ménages non encombrés .....	61,250	3.2	10,325	49,635	1,290	58,605	2,170	360	115
Owner - Propriétaires .....	50,225	3.2	8,545	40,495	1,185	48,110	1,755	260	100
Tenant - Locataires .....	11,025	3.1	1,780	9,140	105	10,495	415	100	--
<b>Urban - Régions urbaines</b>									
All households - Tous ménages .....	118,710	3.6	12,065	99,555	7,090	106,135	5,940	2,635	4,000
Owner - Propriétaires .....	74,865	3.8	4,960	64,740	5,165	66,690	3,875	1,680	2,620
Tenant - Locataires .....	43,845	3.2	7,105	34,815	1,925	39,445	2,065	955	1,380
Crowded households - Ménages encombrés .....	17,235	5.9	335	14,060	2,840	13,930	990	565	1,750
Owner - Propriétaires .....	9,115	6.5	--	7,315	1,745	7,245	575	325	970
Tenant - Locataires .....	8,120	5.2	280	6,745	1,095	6,685	415	240	780
Uncrowded households - Ménages non encombrés .....	101,475	3.2	11,730	85,495	4,250	92,205	4,950	2,070	2,250
Owner - Propriétaires .....	65,750	3.4	4,905	57,425	3,420	59,445	3,300	1,355	1,650
Tenant - Locataires .....	35,725	2.8	6,825	28,070	830	32,760	1,650	715	600
<b>Winnipeg</b>									
All households - Tous ménages .....	64,630	3.6	7,655	52,025	4,950	55,790	3,720	1,730	3,390
Owner - Propriétaires .....	34,280	3.9	2,225	28,670	3,385	28,995	2,165	990	2,130
Tenant - Locataires .....	30,350	3.2	5,430	23,355	1,565	26,795	1,555	740	1,260
Crowded households - Ménages encombrés .....	8,575	6.0	250	6,365	1,960	6,250	525	325	1,475
Owner - Propriétaires .....	3,215	7.1	--	2,110	1,075	2,075	235	145	760
Tenant - Locataires .....	5,360	5.4	220	4,255	885	4,175	290	180	715
Uncrowded households - Ménages non encombrés .....	56,055	3.2	7,405	45,660	2,990	49,540	3,195	1,405	1,915
Owner - Propriétaires .....	31,065	3.5	2,195	26,560	2,310	26,920	1,930	845	1,370
Tenant - Locataires .....	24,990	2.7	5,210	19,100	680	22,620	1,265	560	545

**TABLE 88. Crowded and uncrowded households by tenure showing household size and composition, for provinces, rural, urban, and cities of 30,000 population and over, 1951 - Continued**

**TABLEAU 88. Ménages encombrés et non encombrés selon le mode d'occupation, et importance numérique et composition du ménage, provinces, régions rurales et urbaines, et cités de 30,000 et plus, 1951 - suite**

Crowding and tenure Encombrement et mode d'occupation	Total	Average number of persons per household — Moyenne de personnes par ménage	Households by number of families — Ménages selon le nombre de familles			Households by number of lodgers — Ménages selon le nombre de chambreurs			
			0	1	2+	0	1	2	3+
			<b>SASKATCHEWAN</b>						
All households - Tous ménages .....	221,455	3.7	33,075	181,545	6,835	207,540	9,170	2,335	2,410
Owner - Propriétaires .....	164,800	3.8	22,635	136,575	5,590	154,630	6,625	1,765	1,780
Tenant - Locataires .....	56,655	3.3	10,440	44,970	1,245	52,910	2,545	570	630
Crowded households - Ménages encombrés .....	50,770	5.8	740	46,830	3,200	47,000	2,095	640	1,035
Owner - Propriétaires .....	38,285	6.0	295	35,500	2,490	35,770	1,375	405	735
Tenant - Locataires .....	12,485	5.1	445	11,330	710	11,230	720	235	300
Uncrowded households - Ménages non encombrés .....	170,685	3.0	32,335	134,715	3,635	160,540	7,075	1,695	1,375
Owner - Propriétaires .....	126,515	3.1	22,340	101,075	3,100	118,860	5,250	1,360	1,045
Tenant - Locataires .....	44,170	2.8	9,995	33,640	535	41,680	1,825	335	330
<b>Rural - Régions rurales</b>									
All households - Tous ménages .....	151,750	3.8	23,095	124,700	3,955	145,815	4,865	710	360
Owner - Propriétaires .....	121,430	3.8	18,315	99,645	3,470	116,875	3,780	535	240
Tenant - Locataires .....	30,320	3.5	4,780	25,055	485	28,940	1,085	175	120
Crowded households - Ménages encombrés .....	38,675	5.9	370	36,355	1,950	37,020	1,285	215	155
Owner - Propriétaires .....	31,760	6.0	255	29,815	1,690	30,530	985	140	105
Tenant - Locataires .....	6,915	5.4	115	6,540	260	6,490	300	--	--
Uncrowded households - Ménages non encombrés .....	113,075	3.0	22,725	88,345	2,005	108,795	3,580	495	205
Owner - Propriétaires .....	89,670	3.0	18,060	69,830	1,780	86,345	2,795	395	135
Tenant - Locataires .....	23,405	3.0	4,665	18,515	225	22,450	785	100	--
<b>Urban - Régions urbaines</b>									
All households - Tous ménages .....	69,705	3.5	9,980	56,845	2,880	61,725	4,305	1,625	2,050
Owner - Propriétaires .....	43,370	3.7	4,320	36,930	2,120	37,755	2,845	1,230	1,540
Tenant - Locataires .....	26,335	3.1	5,660	19,915	760	23,970	1,460	395	510
Crowded households - Ménages encombrés .....	12,095	5.6	370	10,475	1,250	9,980	810	425	880
Owner - Propriétaires .....	6,525	6.2	--	5,685	800	5,240	390	265	630
Tenant - Locataires .....	5,570	4.8	330	4,790	450	4,740	420	160	250
Uncrowded households - Ménages non encombrés .....	57,610	3.1	9,610	46,370	1,630	51,745	3,495	1,200	1,170
Owner - Propriétaires .....	36,845	3.3	4,280	31,245	1,320	32,515	2,455	965	910
Tenant - Locataires .....	20,765	2.7	5,330	15,125	310	19,230	1,040	235	260
<b>Regina</b>									
All households - Tous ménages .....	19,160	3.6	2,510	15,520	1,130	16,605	1,125	580	850
Owner - Propriétaires .....	11,060	4.0	810	9,465	785	9,310	725	410	615
Tenant - Locataires .....	8,100	3.1	1,700	6,055	345	7,295	400	170	235
Crowded households - Ménages encombrés .....	3,750	5.6	--	3,130	530	2,965	220	175	390
Owner - Propriétaires .....	1,830	6.6	--	1,520	305	1,400	105	--	245
Tenant - Locataires .....	1,920	4.7	--	1,610	225	1,565	115	--	145
Uncrowded households - Ménages non encombrés .....	15,410	3.1	2,420	12,390	600	13,640	905	405	460
Owner - Propriétaires .....	9,230	3.4	805	7,945	480	7,910	620	330	370
Tenant - Locataires .....	6,180	2.6	1,615	4,445	120	5,730	285	--	--
<b>Saskatoon</b>									
All households - Tous ménages .....	14,980	3.4	2,170	12,095	715	13,090	985	425	480
Owner - Propriétaires .....	9,585	3.7	845	8,200	540	8,300	610	325	350
Tenant - Locataires .....	5,395	3.1	1,325	3,895	175	4,790	375	100	130
Crowded households - Ménages encombrés .....	2,185	5.6	--	1,810	280	1,715	165	120	185
Owner - Propriétaires .....	1,190	6.1	--	990	185	920	--	--	145
Tenant - Locataires .....	995	5.0	--	820	--	795	125	--	--
Uncrowded households - Ménages non encombrés .....	12,795	3.1	2,075	10,285	435	11,375	820	305	295
Owner - Propriétaires .....	8,395	3.3	830	7,210	355	7,380	570	240	205
Tenant - Locataires .....	4,400	2.6	1,245	3,075	--	3,995	250	--	--

**TABLE 88. Crowded and uncrowded households by tenure showing household size and composition, for provinces, rural, urban, and cities of 30,000 population and over, 1951 - Continued**

**TABLEAU 88. Ménages encombrés et non encombrés selon le mode d'occupation, et importance numérique et composition du ménage, provinces, régions rurales et urbaines, et cités de 30,000 et plus, 1951 - suite**

Crowding and tenure Encombrement et mode d'occupation	Total	Average number of persons per household — Moyenne de personnes par ménage	Households by number of families — Ménages selon le nombre de familles			Households by number of lodgers — Ménages selon le nombre de chambreurs			
			0	1	2+	0	1	2	3+
<b>ALBERTA</b>									
All households - Tous ménages .....	250,750	3.6	38,305	203,370	9,075	232,670	10,645	3,805	3,630
Owner - Propriétaires .....	179,055	3.8	23,685	148,130	7,240	166,540	7,375	2,570	2,570
Tenant - Locataires .....	71,695	3.3	14,620	55,240	1,835	66,130	3,270	1,235	1,060
Crowded households - Ménages encombrés .....	56,300	5.6	1,095	50,660	4,545	50,945	2,480	1,105	1,770
Owner - Propriétaires .....	38,415	5.9	390	34,575	3,450	35,020	1,590	645	1,160
Tenant - Locataires .....	17,885	5.0	705	16,085	1,095	15,925	890	460	610
Uncrowded households - Ménages non encombrés .....	194,450	3.0	37,210	152,710	4,530	181,725	8,165	2,700	1,860
Owner - Propriétaires .....	140,640	3.2	23,295	113,555	3,790	131,520	5,785	1,925	1,410
Tenant - Locataires .....	53,810	2.7	13,915	39,155	740	50,205	2,380	775	450
<b>Rural - Régions rurales</b>									
All households - Tous ménages .....	125,325	3.8	20,330	101,520	3,475	120,655	3,505	730	435
Owner - Propriétaires .....	100,395	3.8	15,810	81,535	3,050	96,780	2,775	495	345
Tenant - Locataires .....	24,930	3.6	4,520	19,985	425	23,875	730	235	--
Crowded households - Ménages encombrés .....	35,145	5.8	500	32,590	2,055	33,510	1,070	320	245
Owner - Propriétaires .....	27,555	5.9	280	25,500	1,775	26,275	875	220	185
Tenant - Locataires .....	7,590	5.3	220	7,090	280	7,235	195	100	--
Uncrowded households - Ménages non encombrés .....	90,180	3.0	19,830	68,930	1,420	87,145	2,435	410	190
Owner - Propriétaires .....	72,840	3.1	15,530	56,035	1,275	70,505	1,900	275	160
Tenant - Locataires .....	17,340	2.8	4,300	12,895	145	16,640	535	135	--
<b>Urban - Régions urbaines</b>									
All households - Tous ménages .....	125,425	3.4	17,975	101,850	5,600	112,015	7,140	3,075	3,195
Owner - Propriétaires .....	78,660	3.7	7,875	66,595	4,190	69,760	4,600	2,075	2,225
Tenant - Locataires .....	46,765	3.1	10,100	35,255	1,410	42,255	2,540	1,000	970
Crowded households - Ménages encombrés .....	21,155	5.4	595	18,070	2,490	17,435	1,410	785	1,525
Owner - Propriétaires .....	10,860	6.1	110	9,075	1,675	8,745	715	425	975
Tenant - Locataires .....	10,295	4.8	485	8,995	815	8,690	695	360	550
Uncrowded households - Ménages non encombrés .....	104,270	3.0	17,380	83,780	3,110	94,580	5,730	2,290	1,670
Owner - Propriétaires .....	67,800	3.3	7,765	57,520	2,515	61,015	3,885	1,650	1,250
Tenant - Locataires .....	36,470	2.6	9,615	26,260	595	33,565	1,845	640	420
<b>Calgary</b>									
All households - Tous ménages .....	37,710	3.3	6,085	29,890	1,735	33,705	1,925	1,000	1,080
Owner - Propriétaires .....	22,240	3.5	2,215	18,745	1,280	19,665	1,200	655	720
Tenant - Locataires .....	15,470	2.9	3,870	11,145	455	14,040	725	345	360
Crowded households - Ménages encombrés .....	5,080	5.3	210	4,100	770	4,030	330	245	475
Owner - Propriétaires .....	2,225	6.1	--	1,695	500	1,660	135	150	280
Tenant - Locataires .....	2,855	4.6	180	2,405	270	2,370	195	--	195
Uncrowded households - Ménages non encombrés .....	32,630	3.0	5,875	25,790	965	29,675	1,595	755	605
Owner - Propriétaires .....	20,015	3.3	2,185	17,050	780	18,005	1,065	505	440
Tenant - Locataires .....	12,615	2.5	3,690	8,740	185	11,670	530	250	165
<b>Edmonton</b>									
All households - Tous ménages .....	42,925	3.6	5,685	34,830	2,410	37,475	2,745	1,315	1,390
Owner - Propriétaires .....	26,325	3.8	1,990	22,515	1,820	22,705	1,715	890	1,015
Tenant - Locataires .....	16,600	3.1	3,695	12,315	590	14,770	1,030	425	375
Crowded households - Ménages encombrés .....	7,165	5.6	280	5,880	995	5,580	555	340	690
Owner - Propriétaires .....	3,450	6.5	--	2,750	665	2,520	265	175	490
Tenant - Locataires .....	3,715	4.7	245	3,140	330	3,060	290	165	200
Uncrowded households - Ménages non encombrés .....	35,760	3.2	5,405	28,940	1,415	31,895	2,190	975	700
Owner - Propriétaires .....	22,875	3.5	1,955	19,765	1,155	20,185	1,450	715	525
Tenant - Locataires .....	12,885	2.7	3,450	9,175	260	11,710	740	260	175

**TABLE 88. Crowded and uncrowded households by tenure showing household size and composition, for provinces, rural, urban, and cities of 30,000 population and over, 1951 - Concluded**

**TABLEAU 88. Ménages encombrés et non encombrés selon le mode d'occupation, et importance numérique et composition du ménage, provinces, régions rurales et urbaines, et cités de 30,000 et plus, 1951 - fin**

Crowding and tenure Encombrement et mode d'occupation	Total	Average number of persons per household Moyenne de personnes par ménage	Households by number of families Ménages selon le nombre de familles			Households by number of lodgers Ménages selon le nombre de chambreurs			
			0	1	2+	0	1	2	3+
<b>BRITISH COLUMBIA</b>									
All households - Tous ménages .....	337,780	3.3	53,400	270,600	13,780	311,705	14,560	5,330	6,185
Owner - Propriétaires .....	235,160	3.4	31,260	193,185	10,715	217,250	10,095	3,765	4,050
Tenant - Locataires .....	102,620	3.1	22,140	77,415	3,065	94,455	4,465	1,565	2,135
Crowded households - Ménages encombrés .....	48,100	5.6	1,295	40,990	5,815	41,585	2,475	1,385	2,655
Owner - Propriétaires .....	29,220	6.0	310	24,780	4,130	25,365	1,470	795	1,590
Tenant - Locataires .....	18,880	5.0	985	16,210	1,685	16,220	1,005	590	1,065
Uncrowded households - Ménages non encombrés .....	289,680	2.9	52,105	229,610	7,965	270,120	12,085	3,945	3,530
Owner - Propriétaires .....	205,940	3.0	30,950	168,405	6,585	191,885	8,625	2,970	2,460
Tenant - Locataires .....	83,740	2.6	21,155	61,205	1,380	78,235	3,460	975	1,070
<b>Rural - Régions rurales</b>									
All households - Tous ménages .....	105,765	3.4	19,410	83,625	2,730	101,105	3,160	830	670
Owner - Propriétaires .....	76,605	3.4	13,965	60,475	2,165	73,310	2,275	580	440
Tenant - Locataires .....	29,160	3.3	5,445	23,150	565	27,795	885	250	230
Crowded households - Ménages encombrés .....	22,940	5.6	655	20,645	1,640	21,175	965	380	420
Owner - Propriétaires .....	15,385	5.9	180	13,945	1,260	14,230	650	240	265
Tenant - Locataires .....	7,555	4.9	475	6,700	380	6,945	315	140	155
Uncrowded households - Ménages non encombrés .....	82,825	2.8	18,755	62,980	1,090	79,930	2,195	450	250
Owner - Propriétaires .....	61,220	2.8	13,785	46,530	905	59,080	1,625	340	175
Tenant - Locataires .....	21,605	2.7	4,970	16,450	185	20,850	570	110	--
<b>Urban - Régions urbaines</b>									
All households - Tous ménages .....	232,015	3.3	33,990	186,975	11,050	210,600	11,400	4,500	5,515
Owner - Propriétaires .....	158,555	3.4	17,295	132,710	8,550	143,940	7,820	3,185	3,610
Tenant - Locataires .....	73,460	3.0	16,695	54,265	2,500	66,660	3,580	1,315	1,905
Crowded households - Ménages encombrés .....	25,160	5.6	640	20,345	4,175	20,410	1,510	1,005	2,235
Owner - Propriétaires .....	13,835	6.1	130	10,835	2,870	11,135	820	555	1,325
Tenant - Locataires .....	11,325	5.0	510	9,510	1,305	9,275	690	450	910
Uncrowded households - Ménages non encombrés .....	206,855	3.0	33,350	166,630	6,875	190,190	9,890	3,495	3,280
Owner - Propriétaires .....	144,720	3.1	17,165	121,875	5,680	132,805	7,000	2,630	2,285
Tenant - Locataires .....	62,135	2.6	16,185	44,755	1,195	57,385	2,890	865	995
<b>Vancouver</b>									
All households - Tous ménages .....	101,330	3.3	16,540	78,665	6,125	89,330	5,730	2,605	3,665
Owner - Propriétaires .....	63,885	3.5	6,570	52,765	4,550	56,240	3,635	1,790	2,220
Tenant - Locataires .....	37,445	2.9	9,970	25,900	1,575	33,090	2,095	815	1,445
Crowded households - Ménages encombrés .....	10,020	5.7	370	7,400	2,250	7,425	650	495	1,450
Owner - Propriétaires .....	4,760	6.4	--	3,230	1,450	3,410	310	255	785
Tenant - Locataires .....	5,260	5.1	290	4,170	800	4,015	340	240	665
Uncrowded households - Ménages non encombrés .....	91,310	3.0	16,170	71,265	3,875	81,905	5,080	2,110	2,215
Owner - Propriétaires .....	59,125	3.2	6,490	49,535	3,100	52,830	3,325	1,535	1,435
Tenant - Locataires .....	32,185	2.5	9,680	21,730	775	29,075	1,755	575	780
<b>Victoria</b>									
All households - Tous ménages .....	15,790	3.1	3,080	11,900	810	13,930	905	345	610
Owner - Propriétaires .....	9,195	3.3	1,375	7,205	615	7,860	630	275	430
Tenant - Locataires .....	6,595	2.8	1,705	4,695	195	6,070	275	--	180
Crowded households - Ménages encombrés .....	1,345	5.9	--	1,025	285	985	--	--	230
Owner - Propriétaires .....	595	6.7	--	420	170	390	--	--	140
Tenant - Locataires .....	750	5.3	--	605	115	595	--	--	--
Uncrowded households - Ménages non encombrés .....	14,445	2.8	3,045	10,875	525	12,945	825	295	380
Owner - Propriétaires .....	8,600	3.1	1,370	6,785	445	7,470	595	245	290
Tenant - Locataires .....	5,845	2.5	1,675	4,090	--	5,475	230	--	--

TABLE 89. Crowded and uncrowded households by tenure showing specified household facilities and conveniences, for provinces, rural, urban, and cities of 30,000 population and over, 1951

TABLEAU 89. Ménages encombrés et non encombrés selon le mode d'occupation et possédant certaines commodités ménagères et de confort, provinces, régions rurales et urbaines, et cités de 30,000 et plus, 1951

Crowding and tenure Encombrement et mode d'occupation	Total	Households with: Ménages pourvus de:					
		Mechanical refrigeration Réfrigération mécanique	Powered washing machine Lessiveuse mécanique	Electric vacuum cleaner Aspirateur électrique	Telephone Téléphone	Radio	Passenger automobile Automobile de tourisme
<b>CANADA</b>							
All households - Tous ménages .....	3,409,295	1,594,980	2,471,475	1,413,610	2,028,450	3,143,555	1,442,595
Owner - Propriétaires .....	2,236,955	1,030,475	1,697,100	980,195	1,327,520	2,053,640	1,055,365
Tenant - Locataires .....	1,172,340	564,505	774,375	433,415	700,930	1,089,915	387,230
Crowded households - Ménages encombrés .....	641,820	166,310	458,400	135,995	269,950	571,445	208,105
Owner - Propriétaires .....	384,330	92,010	272,710	82,365	150,715	337,455	139,195
Tenant - Locataires .....	257,490	74,300	185,690	53,630	119,235	233,990	68,910
Uncrowded households - Ménages non encombrés .....	2,767,475	1,428,670	2,013,075	1,277,615	1,758,500	2,572,110	1,234,490
Owner - Propriétaires .....	1,852,625	938,465	1,424,390	897,830	1,176,805	1,716,185	916,170
Tenant - Locataires .....	914,850	490,205	588,685	379,785	581,695	855,925	318,320
<b>Rural - Régions rurales</b>							
All households - Tous ménages .....	1,254,260	326,865	803,345	269,020	484,555	1,093,555	564,140
Owner - Propriétaires .....	1,028,780	266,600	662,315	224,015	412,235	899,870	467,305
Tenant - Locataires .....	225,480	60,265	141,030	45,005	72,320	193,685	96,835
Crowded households - Ménages encombrés .....	285,210	33,910	168,725	24,870	63,390	236,650	100,260
Owner - Propriétaires .....	229,590	26,265	135,905	19,855	53,385	191,460	79,960
Tenant - Locataires .....	55,620	7,645	32,820	5,015	10,005	45,190	20,300
Uncrowded households - Ménages non encombrés .....	969,050	292,955	634,620	244,150	421,165	856,905	463,880
Owner - Propriétaires .....	799,190	240,335	526,410	204,160	358,850	708,410	387,345
Tenant - Locataires .....	169,860	52,620	108,210	39,990	62,315	148,495	76,535
<b>Urban - Régions urbaines</b>							
All households - Tous ménages .....	2,155,035	1,268,115	1,668,130	1,144,590	1,543,895	2,050,000	878,455
Owner - Propriétaires .....	1,208,175	763,875	1,034,785	756,180	915,285	1,153,770	588,060
Tenant - Locataires .....	946,860	504,240	633,345	388,410	628,610	896,230	290,395
Crowded households - Ménages encombrés .....	356,610	132,400	289,675	111,125	206,560	334,795	107,845
Owner - Propriétaires .....	154,740	65,745	136,805	62,510	97,330	145,995	59,235
Tenant - Locataires .....	201,870	66,655	152,870	48,615	109,230	188,800	48,610
Uncrowded households - Ménages non encombrés .....	1,798,425	1,135,715	1,378,455	1,033,465	1,337,335	1,715,205	770,610
Owner - Propriétaires .....	1,053,435	698,130	897,980	693,670	817,955	1,007,775	528,825
Tenant - Locataires .....	744,990	437,585	480,475	339,795	519,380	707,430	241,785
<b>NEWFOUNDLAND</b>							
All households - Tous ménages .....	70,980	5,355	18,570	4,520	14,810	56,860	6,670
Owner - Propriétaires .....	61,540	3,835	13,875	3,415	10,620	48,450	5,255
Tenant - Locataires .....	9,440	1,520	4,695	1,105	4,190	8,410	1,415
Crowded households - Ménages encombrés .....	23,030	565	5,890	505	3,230	17,705	1,310
Owner - Propriétaires .....	19,095	340	4,010	335	1,910	14,290	870
Tenant - Locataires .....	3,935	225	1,880	170	1,320	3,415	440
Uncrowded households - Ménages non encombrés .....	47,950	4,790	12,680	4,015	11,580	39,155	5,360
Owner - Propriétaires .....	42,445	3,495	9,865	3,080	8,710	34,160	4,385
Tenant - Locataires .....	5,505	1,295	2,815	935	2,870	4,995	975
<b>Rural - Régions rurales</b>							
All households - Tous ménages .....	41,245	620	3,140	450	1,940	30,230	1,225
Owner - Propriétaires .....	39,435	340	2,535	230	1,530	28,710	1,115
Tenant - Locataires .....	1,810	280	605	220	410	1,520	110
Crowded households - Ménages encombrés .....	13,040	--	830	--	285	9,070	240
Owner - Propriétaires .....	12,515	--	690	--	245	8,695	215
Tenant - Locataires .....	525	--	140	--	--	375	--
Uncrowded households - Ménages non encombrés .....	28,205	580	2,310	405	1,655	21,160	985
Owner - Propriétaires .....	26,920	315	1,845	205	1,285	20,015	900
Tenant - Locataires .....	1,285	265	465	200	370	1,145	--
<b>Urban - Régions urbaines</b>							
All households - Tous ménages .....	29,735	4,735	15,430	4,070	12,870	26,630	5,445
Owner - Propriétaires .....	22,105	3,495	11,340	3,185	9,090	19,740	4,140
Tenant - Locataires .....	7,630	1,240	4,090	885	3,780	6,890	1,305

TABLE 89. Crowded and uncrowded households by tenure showing specified household facilities and conveniences, for provinces, rural, urban, and cities of 30,000 population and over, 1951 - Continued

TABLEAU 89. Ménages encombrés et non encombrés selon le mode d'occupation et possédant certaines commodités ménagères et de confort, provinces, régions rurales et urbaines, et cités de 30,000 et plus, 1951 - suite

Crowding and tenure Encombrement et mode d'occupation	Total	Households with: Ménages pourvus de:					
		Mechanical refrigeration Réfrigération mécanique	Powered washing machine Lessiveuse mécanique	Electric vacuum cleaner Aspirateur électrique	Telephone Téléphone	Radio	Passenger automobile Automobile de tourisme
<b>NEWFOUNDLAND - Con. - fin</b>							
<b>Urban - Con. - Régions urbaines - fin</b>							
Crowded households - Ménages encombrés .....	9,990	525	5,060	460	2,945	8,635	1,070
Owner - Propriétaires .....	6,580	315	3,320	310	1,665	5,595	655
Tenant - Locataires .....	3,410	210	1,740	150	1,280	3,040	415
Uncrowded households - Ménages non encombrés	19,745	4,210	10,370	3,610	9,925	17,995	4,375
Owner - Propriétaires .....	15,525	3,180	8,020	2,875	7,425	14,145	3,485
Tenant - Locataires .....	4,220	1,030	2,350	735	2,500	3,850	890
<b>St. John's</b>							
All households - Tous ménages .....	19,570	2,360	6,390	2,340	7,840	9,890	2,675
Owner - Propriétaires .....	6,520	1,880	4,360	1,915	5,430	6,225	1,970
Tenant - Locataires .....	4,050	480	2,030	425	2,410	3,665	705
Crowded households - Ménages encombrés .....	2,970	190	1,720	225	1,675	2,755	440
Owner - Propriétaires .....	1,160	140	825	160	815	1,105	225
Tenant - Locataires .....	1,810	--	895	--	860	1,650	215
Uncrowded households - Ménages non encombrés	7,600	2,170	4,670	2,115	6,165	7,135	2,235
Owner - Propriétaires .....	5,360	1,740	3,535	1,755	4,615	5,120	1,745
Tenant - Locataires .....	2,240	430	1,135	360	1,550	2,015	490
<b>PRINCE EDWARD ISLAND</b>							
All households - Tous ménages .....	22,455	4,285	9,635	3,895	9,005	20,150	8,665
Owner - Propriétaires .....	18,305	2,910	7,440	2,765	6,760	16,380	7,235
Tenant - Locataires .....	4,150	1,375	2,195	1,130	2,245	3,770	1,430
Crowded households - Ménages encombrés .....	3,515	210	1,435	210	970	3,095	880
Owner - Propriétaires .....	2,575	100	985	115	560	2,265	705
Tenant - Locataires .....	940	110	450	--	410	830	175
Uncrowded households - Ménages non encombrés	18,940	4,075	8,200	3,685	8,035	17,055	7,785
Owner - Propriétaires .....	15,730	2,810	6,455	2,650	6,200	14,115	6,530
Tenant - Locataires .....	3,210	1,265	1,745	1,035	1,835	2,940	1,255
<b>Rural - Régions rurales</b>							
All households - Tous ménages .....	16,880	2,165	6,080	1,660	4,885	14,915	6,510
Owner - Propriétaires .....	15,325	1,705	5,310	1,355	4,490	13,540	5,935
Tenant - Locataires .....	1,555	460	770	305	395	1,375	575
Crowded households - Ménages encombrés .....	2,545	--	890	--	420	2,220	655
Owner - Propriétaires .....	2,215	--	735	--	360	1,925	595
Tenant - Locataires .....	330	--	155	--	--	295	--
Uncrowded households - Ménages non encombrés	14,335	2,075	5,190	1,570	4,465	12,695	5,855
Owner - Propriétaires .....	13,110	1,655	4,575	1,285	4,130	11,615	5,340
Tenant - Locataires .....	1,225	420	615	285	335	1,080	515
<b>Urban - Régions urbaines</b>							
All households - Tous ménages .....	5,575	2,120	3,555	2,235	4,120	5,235	2,155
Owner - Propriétaires .....	2,980	1,205	2,130	1,410	2,270	2,840	1,300
Tenant - Locataires .....	2,595	915	1,425	825	1,850	2,395	855
Crowded households - Ménages encombrés .....	970	120	545	120	550	875	225
Owner - Propriétaires .....	360	--	250	--	200	340	110
Tenant - Locataires .....	610	--	295	--	350	535	115
Uncrowded households - Ménages non encombrés	4,605	2,000	3,010	2,115	3,570	4,360	1,930
Owner - Propriétaires .....	2,620	1,155	1,880	1,365	2,070	2,500	1,190
Tenant - Locataires .....	1,985	845	1,130	750	1,500	1,860	740
<b>NOVA SCOTIA</b>							
All households - Tous ménages .....	149,555	45,565	96,870	41,890	76,770	135,125	47,525
Owner - Propriétaires .....	113,945	33,835	75,365	33,330	56,870	102,870	37,560
Tenant - Locataires .....	35,610	11,730	21,505	8,560	19,900	32,255	9,965



TABLE 89. Crowded and uncrowded households by tenure showing specified household facilities and conveniences, for provinces, rural, urban, and cities of 30,000 population and over, 1951 - Continued

TABLEAU 89. Ménages encombrés et non encombrés selon le mode d'occupation et possédant certaines commodités ménagères et de confort, provinces, régions rurales et urbaines, et cités de 30,000 et plus, 1951 - suite

Crowding and tenure Encombrement et mode d'occupation	Total	Households with: Ménages pourvus de:					
		Mechanical refrigeration Réfrigération mécanique	Powered washing machine Lessiveuse mécanique	Electric vacuum cleaner Aspirateur électrique	Telephone Téléphone	Radio	Passenger automobile Automobile de tourisme
<b>NOVA SCOTIA - Con. - fin</b>							
Crowded households - Ménages encombrés .....	27,615	3,665	18,105	3,090	10,820	24,725	5,650
Owner - Propriétaires .....	18,420	2,360	12,365	2,300	6,780	16,480	4,020
Tenant - Locataires .....	9,195	1,305	5,740	790	4,040	8,245	1,630
Uncrowded households - Ménages non encombrés .....	121,940	41,900	78,765	38,800	65,950	110,400	41,875
Owner - Propriétaires .....	95,525	31,475	63,000	31,030	50,090	86,390	33,540
Tenant - Locataires .....	26,415	10,425	15,765	7,770	15,860	24,010	8,335
<b>Rural - Régions rurales</b>							
All households - Tous ménages .....	71,125	14,200	39,500	12,680	23,560	62,065	21,630
Owner - Propriétaires .....	62,865	12,430	35,085	11,390	21,220	55,035	19,050
Tenant - Locataires .....	8,260	1,770	4,415	1,290	2,340	7,030	2,580
Crowded households - Ménages encombrés .....	11,715	970	6,270	785	2,275	10,015	2,525
Owner - Propriétaires .....	9,835	810	5,345	695	2,015	8,475	2,105
Tenant - Locataires .....	1,880	160	925	--	260	1,540	420
Uncrowded households - Ménages non encombrés .....	59,410	13,230	33,230	11,895	21,285	52,050	19,105
Owner - Propriétaires .....	53,030	11,620	29,740	10,695	19,205	46,560	16,945
Tenant - Locataires .....	6,380	1,610	3,490	1,200	2,080	5,490	2,160
<b>Urban - Régions urbaines</b>							
All households - Tous ménages .....	78,430	31,365	57,370	29,210	53,210	73,060	25,895
Owner - Propriétaires .....	51,080	21,405	40,280	21,940	35,650	47,835	18,510
Tenant - Locataires .....	27,350	9,960	17,090	7,270	17,560	25,225	7,385
Crowded households - Ménages encombrés .....	15,900	2,695	11,835	2,305	8,545	14,710	3,125
Owner - Propriétaires .....	8,585	1,550	7,020	1,605	4,765	8,005	1,915
Tenant - Locataires .....	7,315	1,145	4,815	700	3,780	6,705	1,210
Uncrowded households - Ménages non encombrés .....	62,530	28,670	45,535	26,905	44,665	58,350	22,770
Owner - Propriétaires .....	42,495	19,855	33,260	20,335	30,885	39,830	16,595
Tenant - Locataires .....	20,035	8,815	12,275	6,570	13,780	18,520	6,175
<b>Halifax</b>							
All households - Tous ménages .....	18,710	9,280	11,540	7,795	15,550	17,405	6,485
Owner - Propriétaires .....	8,785	5,505	6,315	5,195	8,100	8,320	3,925
Tenant - Locataires .....	9,925	3,775	5,225	2,600	7,450	9,085	2,560
Crowded households - Ménages encombrés .....	4,510	1,010	3,025	795	3,275	4,190	870
Owner - Propriétaires .....	1,285	455	1,045	435	1,170	1,235	385
Tenant - Locataires .....	3,225	555	1,980	360	2,105	2,955	485
Uncrowded households - Ménages non encombrés .....	14,200	8,270	8,515	7,000	12,275	13,215	5,615
Owner - Propriétaires .....	7,500	5,050	5,270	4,760	6,930	7,085	3,540
Tenant - Locataires .....	6,700	3,220	3,245	2,240	5,345	6,130	2,075
<b>Sydney</b>							
All households - Tous ménages .....	6,325	2,725	5,295	2,785	4,855	6,100	2,125
Owner - Propriétaires .....	4,350	1,990	3,835	2,225	3,525	4,185	1,590
Tenant - Locataires .....	1,975	735	1,460	560	1,330	1,915	535
Crowded households - Ménages encombrés .....	1,480	335	1,275	340	950	1,440	350
Owner - Propriétaires .....	860	230	805	270	635	845	225
Tenant - Locataires .....	620	105	470	--	315	595	125
Uncrowded households - Ménages non encombrés .....	4,845	2,390	4,020	2,445	3,905	4,660	1,775
Owner - Propriétaires .....	3,490	1,760	3,030	1,955	2,890	3,340	1,365
Tenant - Locataires .....	1,355	630	990	490	1,015	1,320	410
<b>NEW BRUNSWICK</b>							
All households - Tous ménages .....	114,010	29,710	74,375	29,940	52,495	100,575	33,880
Owner - Propriétaires .....	81,210	19,470	52,925	20,185	33,880	71,060	26,845
Tenant - Locataires .....	32,800	10,240	21,450	9,755	18,615	29,915	9,035
Crowded households - Ménages encombrés .....	24,130	2,090	14,110	2,090	6,030	20,010	4,755
Owner - Propriétaires .....	17,755	1,370	9,880	1,365	3,705	14,410	3,655
Tenant - Locataires .....	6,375	720	4,230	725	2,325	5,600	1,100

**TABLE 89. Crowded and uncrowded households by tenure showing specified household facilities and conveniences, for provinces, rural, urban, and cities of 30,000 population and over, 1951 - Continued**

**TABLEAU 89. Ménages encombrés et non encombrés selon le mode d'occupation et possédant certaines commodités ménagères et de confort, provinces, régions rurales et urbaines, et cités de 30,000 et plus, 1951 - suite**

Crowding and tenure Encombrement et mode d'occupation	Total	Households with: Ménages pourvus de:					
		Mechanical refrigeration — Réfrigération mécanique	Powered washing machine — Lessiveuse mécanique	Electric vacuum cleaner — Aspirateur électrique	Telephone — Téléphone	Radio	Passenger automobile — Automobile de tourisme
<b>NEW BRUNSWICK - Con. - fin</b>							
Uncrowded households - Ménages non encombrés	89,880	27,620	60,265	27,850	46,465	80,965	31,125
Owner - Propriétaires	63,455	18,100	43,045	18,820	30,175	56,650	23,190
Tenant - Locataires	26,425	9,520	17,220	9,030	16,290	24,315	7,935
<b>Rural - Régions rurales</b>							
All households - Tous ménages	62,225	9,715	35,935	8,745	17,955	52,570	18,420
Owner - Propriétaires	54,710	8,305	31,675	7,675	15,755	46,245	16,380
Tenant - Locataires	7,515	1,410	4,260	1,070	2,200	6,325	2,040
Crowded households - Ménages encombrés	16,245	945	7,925	740	2,350	12,825	3,210
Owner - Propriétaires	14,080	765	6,820	620	1,995	11,105	2,770
Tenant - Locataires	2,165	180	1,105	120	355	1,720	440
Uncrowded households - Ménages non encombrés	45,980	8,770	28,010	8,005	15,605	39,745	15,210
Owner - Propriétaires	40,630	7,540	24,855	7,055	13,760	35,140	13,610
Tenant - Locataires	5,350	1,230	3,155	950	1,845	4,605	1,600
<b>Urban - Régions urbaines</b>							
All households - Tous ménages	51,785	19,995	38,440	21,195	34,540	48,405	17,460
Owner - Propriétaires	26,500	11,165	21,250	12,510	18,125	24,815	10,465
Tenant - Locataires	25,285	8,830	17,190	8,685	16,415	23,590	6,995
Crowded households - Ménages encombrés	7,885	1,145	6,185	1,350	3,680	7,185	1,545
Owner - Propriétaires	3,675	605	3,060	745	1,710	3,305	885
Tenant - Locataires	4,210	540	3,125	605	1,970	3,880	660
Uncrowded households - Ménages non encombrés	43,900	18,850	32,255	19,845	30,860	41,220	15,915
Owner - Propriétaires	22,825	10,560	18,190	11,765	16,415	21,510	9,580
Tenant - Locataires	21,075	8,290	14,065	8,080	14,445	19,710	6,335
<b>Saint John</b>							
All households - Tous ménages	13,180	4,225	8,040	5,065	9,050	12,280	3,755
Owner - Propriétaires	2,910	1,350	1,975	1,765	2,410	2,785	1,360
Tenant - Locataires	10,270	2,875	6,065	3,300	6,640	9,495	2,395
Crowded households - Ménages encombrés	1,810	190	1,335	275	950	1,685	315
Owner - Propriétaires	200	--	185	--	150	200	--
Tenant - Locataires	1,610	135	1,150	210	800	1,485	235
Uncrowded households - Ménages non encombrés	11,370	4,035	6,705	4,790	8,100	10,595	3,440
Owner - Propriétaires	2,710	1,295	1,790	1,700	2,260	2,585	1,280
Tenant - Locataires	8,660	2,740	4,915	3,090	5,840	8,010	2,160
<b>QUÉBEC</b>							
All households - Tous ménages	858,785	401,020	645,075	283,335	499,565	802,540	231,940
Owner - Propriétaires	416,960	172,685	330,770	129,165	214,595	381,985	135,975
Tenant - Locataires	441,825	228,335	314,305	154,170	284,970	420,555	95,965
Crowded households - Ménages encombrés	216,955	63,585	172,440	41,795	100,595	199,295	45,350
Owner - Propriétaires	105,050	25,495	82,705	18,040	40,285	93,735	26,120
Tenant - Locataires	111,905	38,090	89,735	23,755	60,310	105,560	19,230
Uncrowded households - Ménages non encombrés	641,830	337,435	472,635	241,540	398,970	603,245	186,590
Owner - Propriétaires	311,910	147,190	248,065	111,125	174,310	288,250	109,855
Tenant - Locataires	329,920	190,245	224,570	130,415	224,660	314,995	76,735
<b>Rural - Régions rurales</b>							
All households - Tous ménages	255,385	57,725	183,390	31,725	80,120	221,990	70,820
Owner - Propriétaires	215,435	46,725	155,580	26,330	69,705	187,485	61,365
Tenant - Locataires	39,950	11,000	27,810	5,395	10,415	34,505	9,455
Crowded households - Ménages encombrés	75,900	9,765	53,265	5,575	17,665	64,515	16,955
Owner - Propriétaires	64,310	7,805	44,995	4,720	15,605	54,710	14,620
Tenant - Locataires	11,590	1,960	8,270	855	2,060	9,805	2,335

TABLE 89. Crowded and uncrowded households by tenure showing specified household facilities and conveniences, for provinces, rural, urban, and cities of 30,000 population and over, 1951 - Continued

TABLEAU 89. Ménages encombrés et non encombrés selon le mode d'occupation et possédant certaines commodités ménagères et de confort, provinces, régions rurales et urbaines, et cités de 30,000 et plus, 1951 - suite

Crowding and tenure Encombrement et mode d'occupation	Total	Households with: Ménages pourvus de:					
		Mechanical refrigeration Réfrigération mécanique	Powered washing machine Lessiveuse mécanique	Electric vacuum cleaner Aspirateur électrique	Telephone Téléphone	Radio	Passenger automobile Automobile de tourisme
<b>QUÉBEC - Con.-suite</b>							
<b>Rural - Con. - Régions rurales - fin</b>							
Uncrowded households - Ménages non encombrés	179,485	47,960	130,125	26,150	62,455	157,475	53,865
Owner - Propriétaires	151,125	38,920	110,585	21,610	54,100	132,775	46,745
Tenant - Locataires	28,360	9,040	19,540	4,540	8,355	24,700	7,120
<b>Urban - Régions urbaines</b>							
All households - Tous ménages	603,400	343,295	461,685	251,610	419,445	580,550	161,120
Owner - Propriétaires	201,525	125,960	175,190	102,835	144,890	194,500	74,610
Tenant - Locataires	401,875	217,335	286,495	148,775	274,555	386,050	86,510
Crowded households - Ménages encombrés	141,055	53,820	119,175	36,220	82,930	134,780	28,395
Owner - Propriétaires	40,740	17,690	37,710	13,320	24,680	39,025	11,500
Tenant - Locataires	100,315	36,130	81,465	22,900	58,250	95,755	16,895
Uncrowded households - Ménages non encombrés	462,345	289,475	342,510	215,390	336,515	445,770	132,725
Owner - Propriétaires	160,785	108,270	137,480	89,515	120,210	155,475	63,110
Tenant - Locataires	301,560	181,205	205,030	125,875	216,305	290,295	69,615
<b>Hull</b>							
All households - Tous ménages	9,325	4,305	7,960	2,315	5,910	8,870	2,570
Owner - Propriétaires	4,175	2,145	3,715	1,345	3,050	3,985	1,445
Tenant - Locataires	5,150	2,160	4,245	970	2,860	4,885	1,125
Crowded households - Ménages encombrés	3,105	870	2,755	450	1,680	2,925	735
Owner - Propriétaires	1,190	455	1,090	270	785	1,095	405
Tenant - Locataires	1,915	415	1,665	180	895	1,830	330
Uncrowded households - Ménages non encombrés	6,220	3,435	5,205	1,865	4,230	5,945	1,835
Owner - Propriétaires	2,985	1,690	2,625	1,075	2,265	2,890	1,040
Tenant - Locataires	3,235	1,745	2,580	790	1,965	3,055	795
<b>Montréal</b>							
All households - Tous ménages	247,485	151,370	164,425	107,990	190,940	238,060	60,020
Owner - Propriétaires	43,215	33,560	34,875	28,305	37,575	41,950	17,540
Tenant - Locataires	204,270	117,810	129,550	79,685	153,365	196,110	42,480
Crowded households - Ménages encombrés	51,940	21,340	39,355	13,625	36,025	49,625	9,640
Owner - Propriétaires	5,825	3,660	5,255	2,905	4,785	5,670	1,980
Tenant - Locataires	46,115	17,680	34,100	10,720	31,240	43,955	7,660
Uncrowded households - Ménages non encombrés	195,545	130,030	125,070	94,365	154,915	188,435	50,380
Owner - Propriétaires	37,390	29,900	29,620	25,400	32,790	36,280	15,560
Tenant - Locataires	158,155	100,130	95,450	68,965	122,125	152,155	34,820
<b>Outremont</b>							
All households - Tous ménages	7,420	6,605	4,305	5,610	7,145	7,290	3,260
Owner - Propriétaires	2,375	2,255	1,835	2,115	2,325	2,335	1,635
Tenant - Locataires	5,045	4,350	2,470	3,495	4,820	4,955	1,625
Crowded households - Ménages encombrés	370	285	235	195	345	365	100
Owner - Propriétaires	--	--	--	--	--	--	--
Tenant - Locataires	310	225	190	145	290	305	--
Uncrowded households - Ménages non encombrés	7,050	6,320	4,070	5,415	6,800	6,925	3,160
Owner - Propriétaires	2,315	2,195	1,790	2,065	2,270	2,275	1,590
Tenant - Locataires	4,735	4,125	2,280	3,350	4,530	4,650	1,570
<b>Québec</b>							
All households - Tous ménages	34,970	19,400	24,860	13,035	27,370	34,135	8,015
Owner - Propriétaires	8,540	5,860	6,835	4,530	7,445	8,365	3,190
Tenant - Locataires	26,430	13,540	18,025	8,505	19,925	25,770	4,825
Crowded households - Ménages encombrés	9,015	3,560	7,595	2,080	6,405	8,745	1,555
Owner - Propriétaires	2,070	1,120	1,905	795	1,720	2,035	645
Tenant - Locataires	6,945	2,440	5,690	1,285	4,685	6,710	910
Uncrowded households - Ménages non encombrés	25,955	15,840	17,265	10,955	20,965	25,390	6,460
Owner - Propriétaires	6,470	4,740	4,930	3,735	5,725	6,330	2,545
Tenant - Locataires	19,485	11,100	12,335	7,220	15,240	19,060	3,915

TABLE 89. Crowded and uncrowded households by tenure showing specified household facilities and conveniences, for provinces, rural, urban, and cities of 30,000 population and over, 1951 - Continued

TABLEAU 89. Ménages encombrés et non encombrés selon le mode d'occupation et possédant certaines commodités ménagères et de confort, provinces, régions rurales et urbaines, et cités de 30,000 et plus, 1951 - suite

Crowding and tenure Encombrement et mode d'occupation	Total	Households with: Ménages pourvus de:					
		Mechanical refrigeration — Réfrigération mécanique	Powered washing machine — Lessiveuse mécanique	Electric vacuum cleaner — Aspirateur électrique	Telephone — Téléphone	Radio	Passenger automobile — Automobile de tourisme
<b>QUÉBEC - Con.-fin</b>							
<b>Sherbrooke</b>							
All households - Tous ménages.....	11,545	6,955	9,725	5,470	8,945	10,980	3,740
Owner - Propriétaires.....	3,785	2,655	3,460	2,340	3,260	3,600	1,765
Tenant - Locataires.....	7,760	4,300	6,265	3,130	5,685	7,380	1,975
Crowded households - Ménages encombrés.....	2,820	1,270	2,550	1,040	2,045	2,685	750
Owner - Propriétaires.....	915	490	870	460	750	855	370
Tenant - Locataires.....	1,905	780	1,680	580	1,295	1,830	380
Uncrowded households - Ménages non encombrés.....	8,725	5,685	7,175	4,430	6,900	8,295	2,990
Owner - Propriétaires.....	2,870	2,165	2,590	1,880	2,510	2,745	1,395
Tenant - Locataires.....	5,855	3,520	4,585	2,550	4,390	5,550	1,595
<b>Trois-Rivières</b>							
All households - Tous ménages.....	9,530	4,600	8,330	4,335	7,075	9,295	2,205
Owner - Propriétaires.....	2,670	1,635	2,445	1,610	2,185	2,635	915
Tenant - Locataires.....	6,860	2,965	5,885	2,725	4,890	6,660	1,290
Crowded households - Ménages encombrés.....	2,690	805	2,510	875	1,810	2,600	490
Owner - Propriétaires.....	750	295	705	315	550	720	205
Tenant - Locataires.....	1,940	510	1,805	560	1,260	1,880	285
Uncrowded households - Ménages non encombrés.....	6,840	3,795	5,820	3,460	5,265	6,695	1,715
Owner - Propriétaires.....	1,920	1,340	1,740	1,295	1,635	1,915	710
Tenant - Locataires.....	4,920	2,455	4,080	2,165	3,630	4,780	1,005
<b>Verdun</b>							
All households - Tous ménages.....	19,805	11,865	14,910	11,310	17,035	19,320	5,325
Owner - Propriétaires.....	3,130	2,420	2,645	2,315	2,860	3,080	1,215
Tenant - Locataires.....	16,675	9,445	12,265	8,995	14,175	16,240	4,110
Crowded households - Ménages encombrés.....	3,440	1,630	2,910	1,540	2,815	3,330	880
Owner - Propriétaires.....	255	195	240	160	225	295	115
Tenant - Locataires.....	3,185	1,435	2,670	1,380	2,590	3,075	765
Uncrowded households - Ménages non encombrés.....	16,365	10,235	12,000	9,770	14,220	15,990	4,445
Owner - Propriétaires.....	2,875	2,225	2,405	2,155	2,635	2,825	1,100
Tenant - Locataires.....	13,490	8,010	9,595	7,615	11,585	13,165	3,345
<b>ONTARIO</b>							
All households - Tous ménages.....	1,181,125	728,670	927,390	648,035	864,580	1,098,480	640,135
Owner - Propriétaires.....	821,335	522,980	685,260	487,880	626,785	765,180	480,775
Tenant - Locataires.....	359,790	205,690	242,130	160,155	237,795	333,300	159,360
Crowded households - Ménages encombrés.....	151,730	58,965	116,870	49,335	87,335	135,925	66,750
Owner - Propriétaires.....	86,845	37,140	70,625	33,050	54,515	78,205	42,485
Tenant - Locataires.....	64,885	21,825	46,245	16,285	32,820	57,720	24,265
Uncrowded households - Ménages non encombrés.....	1,029,395	669,705	810,520	598,700	777,245	962,555	573,385
Owner - Propriétaires.....	734,490	485,840	614,635	454,830	572,270	686,975	438,290
Tenant - Locataires.....	294,905	183,865	195,885	143,870	204,975	275,580	135,095
<b>Rural - Régions rurales</b>							
All households - Tous ménages.....	340,870	152,375	247,465	124,915	198,930	300,730	214,130
Owner - Propriétaires.....	272,800	126,565	202,830	105,980	171,265	242,580	177,080
Tenant - Locataires.....	68,070	25,810	44,635	18,935	27,665	58,150	37,050
Crowded households - Ménages encombrés.....	46,565	10,745	29,630	7,765	15,675	37,935	23,095
Owner - Propriétaires.....	32,380	8,160	21,515	5,865	12,405	26,860	16,845
Tenant - Locataires.....	14,185	2,585	8,115	1,900	3,270	11,075	6,250
Uncrowded households - Ménages non encombrés.....	294,305	141,630	217,835	117,150	183,255	262,795	191,035
Owner - Propriétaires.....	240,420	118,405	181,315	100,115	158,860	215,720	160,235
Tenant - Locataires.....	53,885	23,225	36,520	17,035	24,395	47,075	30,800
<b>Urban - Régions urbaines</b>							
All households - Tous ménages.....	840,255	576,295	679,925	523,120	665,650	797,750	426,005
Owner - Propriétaires.....	548,535	396,415	482,430	381,900	455,520	522,600	303,695
Tenant - Locataires.....	291,720	179,880	197,495	141,220	210,130	275,150	122,310

TABLE 89. Crowded and uncrowded households by tenure showing specified household facilities and conveniences, for provinces, rural, urban, and cities of 30,000 population and over, 1951 - Continued

TABLEAU 89. Ménages encombrés et non encombrés selon le mode d'occupation et possédant certaines commodités ménagères et de confort, provinces, régions rurales et urbaines, et cités de 30,000 et plus, 1951 - suite

Crowding and tenure Encombrement et mode d'occupation	Total	Households with: Ménages pourvus de:					
		Mechanical refrigeration Réfrigération mécanique	Powered washing machine Lessiveuse mécanique	Electric vacuum cleaner Aspirateur électrique	Telephone Téléphone	Radio	Passenger automobile Automobile de tourisme
<b>ONTARIO - Con. - suite</b>							
<b>Urban - Con. - Régions urbaines - fin</b>							
Crowded households - Ménages encombrés .....	105,165	48,220	87,240	41,570	71,660	97,990	43,655
Owner - Propriétaires .....	54,465	28,980	49,110	27,185	42,110	51,345	25,640
Tenant - Locataires .....	50,700	19,240	38,130	14,385	29,550	46,645	18,015
Uncrowded households - Ménages non encombrés	735,090	528,075	592,685	481,550	593,990	699,760	382,350
Owner - Propriétaires .....	494,070	367,435	433,320	354,715	413,410	471,255	278,055
Tenant - Locataires .....	241,020	160,640	159,365	126,835	180,580	228,505	104,295
<b>Brantford</b>							
All households - Tous ménages .....	10,375	6,365	8,910	7,015	8,290	9,760	4,640
Owner - Propriétaires .....	6,410	4,315	5,865	4,870	5,455	6,045	3,075
Tenant - Locataires .....	3,965	2,050	3,045	2,145	2,835	3,715	1,565
Crowded households - Ménages encombrés .....	885	310	800	430	635	850	290
Owner - Propriétaires .....	385	160	365	225	315	375	160
Tenant - Locataires .....	500	150	435	205	320	475	130
Uncrowded households - Ménages non encombrés	9,490	6,055	8,110	6,585	7,655	8,910	4,350
Owner - Propriétaires .....	6,025	4,155	5,500	4,645	5,140	5,670	2,915
Tenant - Locataires .....	3,465	1,900	2,610	1,940	2,515	3,240	1,435
<b>Fort William</b>							
All households - Tous ménages .....	9,300	5,055	8,150	5,700	7,300	8,750	3,865
Owner - Propriétaires .....	6,675	3,665	6,175	4,350	5,375	6,305	2,845
Tenant - Locataires .....	2,625	1,390	1,975	1,350	1,925	2,445	1,020
Crowded households - Ménages encombrés .....	1,350	535	1,195	650	940	1,245	420
Owner - Propriétaires .....	845	345	810	465	645	805	300
Tenant - Locataires .....	505	190	385	185	295	440	120
Uncrowded households - Ménages non encombrés	7,950	4,520	6,955	5,050	6,360	7,505	3,445
Owner - Propriétaires .....	5,830	3,320	5,365	3,885	4,730	5,500	2,545
Tenant - Locataires .....	2,120	1,200	1,590	1,165	1,630	2,005	900
<b>Hamilton</b>							
All households - Tous ménages .....	55,340	41,490	41,915	34,440	44,050	52,650	27,545
Owner - Propriétaires .....	36,090	28,970	30,905	25,555	30,465	34,490	19,565
Tenant - Locataires .....	19,250	12,520	11,010	8,885	13,585	18,160	7,980
Crowded households - Ménages encombrés .....	6,820	3,640	5,390	2,805	4,730	6,415	3,085
Owner - Propriétaires .....	3,540	2,205	3,160	1,825	2,805	3,395	1,760
Tenant - Locataires .....	3,280	1,435	2,230	980	1,925	3,020	1,325
Uncrowded households - Ménages non encombrés	48,520	37,850	36,525	31,635	39,320	46,235	24,460
Owner - Propriétaires .....	32,550	26,765	27,745	23,730	27,660	31,095	17,805
Tenant - Locataires .....	15,970	11,085	8,780	7,905	11,660	15,140	6,655
<b>Kingston</b>							
All households - Tous ménages .....	8,710	6,920	6,665	4,990	7,165	8,285	4,300
Owner - Propriétaires .....	4,115	3,475	3,480	2,900	3,680	3,920	2,255
Tenant - Locataires .....	4,595	3,445	3,185	2,090	3,485	4,365	2,045
Crowded households - Ménages encombrés .....	1,025	565	810	345	695	925	400
Owner - Propriétaires .....	270	165	245	135	225	250	125
Tenant - Locataires .....	755	400	565	210	470	675	275
Uncrowded households - Ménages non encombrés	7,685	6,355	5,855	4,645	6,470	7,360	3,900
Owner - Propriétaires .....	3,845	3,310	3,235	2,765	3,455	3,670	2,130
Tenant - Locataires .....	3,840	3,045	2,620	1,880	3,015	3,690	1,770
<b>Kitchener</b>							
All households - Tous ménages .....	11,570	8,095	9,960	8,355	8,845	11,175	6,025
Owner - Propriétaires .....	7,500	5,650	7,120	6,190	6,330	7,310	4,360
Tenant - Locataires .....	4,070	2,445	2,840	2,165	2,515	3,865	1,665
Crowded households - Ménages encombrés .....	1,425	720	1,285	780	920	1,345	615
Owner - Propriétaires .....	705	445	690	485	575	680	345
Tenant - Locataires .....	720	275	595	295	345	665	270

TABLE 89. Crowded and uncrowded households by tenure showing specified household facilities and conveniences, for provinces, rural, urban, and cities of 30,000 population and over, 1951 - Continued

TABLEAU 89. Ménages encombrés et non encombrés selon le mode d'occupation et possédant certaines commodités ménagères et de confort, provinces, régions rurales et urbaines, et cités de 30,000 et plus, 1951 - suite

Crowding and tenure Encombrement et mode d'occupation	Total	Households with: Ménages pourvus de:					
		Mechanical refrigeration — Réfrigération mécanique	Powered washing machine — Lessiveuse mécanique	Electric vacuum cleaner — Aspirateur électrique	Telephone — Téléphone	Radio	Passenger automobile — Automobile de tourisme
<b>ONTARIO - Con. - suite</b>							
<b>Kitchener - Con. - fin</b>							
Uncrowded households - Ménages non encombrés	10,145	7,375	8,675	7,575	7,925	9,830	5,410
Owner - Propriétaires	6,795	5,205	6,430	5,705	5,755	6,630	4,015
Tenant - Locataires	3,350	2,170	2,245	1,870	2,170	3,200	1,395
<b>London</b>							
All households - Tous ménages	26,385	18,460	20,565	17,420	20,770	25,380	13,615
Owner - Propriétaires	15,895	11,815	14,010	12,260	13,745	15,340	9,075
Tenant - Locataires	10,490	6,645	6,555	5,160	7,025	10,040	4,540
Crowded households - Ménages encombrés	2,710	1,370	2,245	1,295	1,780	2,590	1,380
Owner - Propriétaires	1,230	720	1,120	750	950	1,180	665
Tenant - Locataires	1,480	650	1,125	545	830	1,410	715
Uncrowded households - Ménages non encombrés	23,675	17,090	18,320	16,125	18,990	22,790	12,235
Owner - Propriétaires	14,665	11,095	12,890	11,510	12,795	14,160	8,410
Tenant - Locataires	9,010	5,995	5,430	4,615	6,195	8,630	3,825
<b>Oshawa</b>							
All households - Tous ménages	11,225	7,475	9,615	7,045	9,265	10,705	6,440
Owner - Propriétaires	8,245	5,720	7,480	5,610	7,060	7,910	4,935
Tenant - Locataires	2,980	1,755	2,135	1,435	2,205	2,795	1,505
Crowded households - Ménages encombrés	1,360	570	1,065	525	900	1,240	625
Owner - Propriétaires	795	340	695	380	580	750	395
Tenant - Locataires	565	230	370	145	320	490	230
Uncrowded households - Ménages non encombrés	9,865	6,905	8,550	6,520	8,365	9,465	5,815
Owner - Propriétaires	7,450	5,380	6,785	5,230	6,480	7,160	4,540
Tenant - Locataires	2,415	1,525	1,765	1,290	1,885	2,305	1,275
<b>Ottawa</b>							
All households - Tous ménages	48,965	36,650	36,570	29,100	42,680	46,570	23,565
Owner - Propriétaires	21,260	17,025	18,135	15,370	19,555	20,150	12,515
Tenant - Locataires	27,705	19,625	18,435	13,730	23,125	26,420	11,050
Crowded households - Ménages encombrés	6,955	3,180	5,745	2,030	5,080	6,425	2,560
Owner - Propriétaires	1,900	1,090	1,720	840	1,550	1,710	905
Tenant - Locataires	5,055	2,090	4,025	1,190	3,530	4,715	1,655
Uncrowded households - Ménages non encombrés	42,010	33,470	30,825	27,070	37,600	40,145	21,005
Owner - Propriétaires	19,360	15,935	16,415	14,530	18,005	18,440	11,610
Tenant - Locataires	22,650	17,535	14,410	12,540	19,595	21,705	9,395
<b>Peterborough</b>							
All households - Tous ménages	10,020	7,175	8,630	6,360	8,225	9,515	5,000
Owner - Propriétaires	6,370	4,800	5,775	4,585	5,615	6,100	3,520
Tenant - Locataires	3,650	2,375	2,855	1,775	2,610	3,415	1,480
Crowded households - Ménages encombrés	1,205	685	1,070	530	870	1,155	545
Owner - Propriétaires	665	425	630	375	545	645	325
Tenant - Locataires	540	260	440	155	325	510	220
Uncrowded households - Ménages non encombrés	8,815	6,490	7,560	5,830	7,355	8,360	4,455
Owner - Propriétaires	5,705	4,375	5,145	4,210	5,070	5,455	3,195
Tenant - Locataires	3,110	2,115	2,415	1,620	2,285	2,905	1,260
<b>Port Arthur</b>							
All households - Tous ménages	8,425	4,365	7,200	5,075	6,565	8,040	3,540
Owner - Propriétaires	6,275	3,325	5,625	4,120	5,075	6,025	2,765
Tenant - Locataires	2,150	1,040	1,575	955	1,490	2,015	775
Crowded households - Ménages encombrés	1,220	395	1,015	495	835	1,130	475
Owner - Propriétaires	775	275	685	360	580	710	355
Tenant - Locataires	445	120	330	135	255	420	120
Uncrowded households - Ménages non encombrés	7,205	3,970	6,185	4,580	5,730	6,910	3,065
Owner - Propriétaires	5,500	3,050	4,940	3,760	4,495	5,315	2,410
Tenant - Locataires	1,705	920	1,245	820	1,235	1,595	655

TABLE 89. Crowded and uncrowded households by tenure showing specified household facilities and conveniences, for provinces, rural, urban, and cities of 30,000 population and over, 1951 - Continued

TABLEAU 89. Ménages encombrés et non encombrés selon le mode d'occupation et possédant certaines commodités ménagères et de confort, provinces, régions rurales et urbaines, et cités de 30,000 et plus, 1951 - suite

Crowding and tenure Encombrement et mode d'occupation	Total	Households with: Ménages pourvus de:					
		Mechanical refrigeration Réfrigération mécanique	Powered washing machine Lessiveuse mécanique	Electric vacuum cleaer Aspirateur électrique	Telephone Téléphone	Radio	Passenger automobile Automobile de tourisme
<b>ONTARIO - Con. - suite</b>							
<b>St. Catharines</b>							
All households - Tous ménages .....	10,380	7,815	8,520	7,065	8,015	9,760	5,045
Owner - Propriétaires .....	6,595	5,376	5,935	5,095	5,540	6,245	3,410
Tenant - Locataires .....	3,785	2,445	2,585	1,970	2,475	3,515	1,635
Crowded households - Ménages encombrés .....	1,055	540	930	495	725	1,010	460
Owner - Propriétaires .....	520	330	485	320	425	505	210
Tenant - Locataires .....	535	210	445	175	300	505	250
Uncrowded households - Ménages non encombrés .....	9,325	7,275	7,590	6,570	7,290	8,750	4,585
Owner - Propriétaires .....	6,075	5,040	5,450	4,775	5,115	5,740	3,200
Tenant - Locataires .....	3,250	2,235	2,140	1,795	2,175	3,010	1,385
<b>Sarnia</b>							
All households - Tous ménages .....	9,380	6,665	8,130	6,255	7,635	8,820	5,445
Owner - Propriétaires .....	6,620	5,135	6,125	4,975	5,750	6,255	4,095
Tenant - Locataires .....	2,760	1,530	2,005	1,280	1,885	2,565	1,350
Crowded households - Ménages encombrés .....	1,350	620	1,175	590	845	1,235	695
Owner - Propriétaires .....	785	440	745	460	600	730	440
Tenant - Locataires .....	565	180	430	130	245	505	255
Uncrowded households - Ménages non encombrés .....	8,030	6,045	6,955	5,665	6,790	7,585	4,750
Owner - Propriétaires .....	5,835	4,695	5,380	4,515	5,150	5,525	3,655
Tenant - Locataires .....	2,195	1,350	1,575	1,150	1,640	2,060	1,095
<b>Sault Ste. Marie</b>							
All households - Tous ménages .....	7,855	5,140	6,845	4,400	6,610	7,360	3,640
Owner - Propriétaires .....	5,330	3,645	4,925	3,385	4,650	4,970	2,715
Tenant - Locataires .....	2,525	1,495	1,920	1,015	1,960	2,390	925
Crowded households - Ménages encombrés .....	1,245	565	1,165	465	965	1,180	530
Owner - Propriétaires .....	790	395	775	380	690	765	415
Tenant - Locataires .....	455	170	390	--	275	415	115
Uncrowded households - Ménages non encombrés .....	6,610	4,575	5,680	3,935	5,645	6,180	3,110
Owner - Propriétaires .....	4,540	3,250	4,150	3,005	3,960	4,205	2,300
Tenant - Locataires .....	2,070	1,325	1,530	930	1,685	1,975	810
<b>Sudbury</b>							
All households - Tous ménages .....	9,450	6,190	7,680	4,550	7,125	9,000	3,945
Owner - Propriétaires .....	4,435	3,340	4,020	2,630	3,800	4,255	2,080
Tenant - Locataires .....	5,015	2,850	3,660	1,920	3,325	4,745	1,865
Crowded households - Ménages encombrés .....	3,180	1,545	2,740	1,145	2,220	3,020	1,195
Owner - Propriétaires .....	1,305	815	1,220	635	1,100	1,265	565
Tenant - Locataires .....	1,875	730	1,520	510	1,120	1,755	630
Uncrowded households - Ménages non encombrés .....	6,270	4,645	4,940	3,405	4,905	5,980	2,750
Owner - Propriétaires .....	3,130	2,525	2,800	1,995	2,700	2,990	1,515
Tenant - Locataires .....	3,140	2,120	2,140	1,410	2,205	2,990	1,235
<b>Toronto</b>							
All households - Tous ménages .....	157,175	110,185	113,030	102,155	141,230	148,990	66,765
Owner - Propriétaires .....	97,795	71,735	80,685	71,350	91,130	93,195	46,060
Tenant - Locataires .....	59,380	38,450	32,345	30,805	50,100	55,795	20,705
Crowded households - Ménages encombrés .....	20,615	10,120	15,115	8,435	17,290	19,035	7,015
Owner - Propriétaires .....	10,490	6,195	8,705	5,445	9,760	9,765	3,875
Tenant - Locataires .....	10,125	3,925	6,410	2,990	7,530	9,270	3,140
Uncrowded households - Ménages non encombrés .....	136,560	100,065	97,915	93,720	123,940	129,955	59,750
Owner - Propriétaires .....	87,305	65,540	71,980	65,905	81,370	83,430	42,185
Tenant - Locataires .....	49,255	34,525	25,935	27,815	42,570	46,525	17,565

TABLE 89. Crowded and uncrowded households by tenure showing specified household facilities and conveniences, for provinces, rural, urban, and cities of 30,000 population and over, 1951 - Continued

TABLEAU 89. Ménages encombrés et non encombrés selon le mode d'occupation et possédant certaines commodités ménagères et de confort, provinces, régions rurales et urbaines, et cités de 30,000 et plus, 1951 - suite

Crowding and tenure Encombrement et mode d'occupation	Total	Households with: Ménages pourvus de:					
		Mechanical refrigeration Réfrigération mécanique	Powered washing machine Lessiveuse mécanique	Electric vacuum cleaner Aspirateur électrique	Telephone Téléphone	Radio	Passenger automobile Automobile de tourisme
<b>ONTARIO - Con.-fin</b>							
<b>Windsor</b>							
All households - Tous ménages .....	31,815	21,275	26,680	21,535	23,065	29,985	15,735
Owner - Propriétaires .....	17,300	13,200	16,025	13,760	14,010	16,360	9,685
Tenant - Locataires .....	14,515	8,075	10,655	7,775	9,055	13,625	6,050
Crowded households - Ménages encombrés .....	4,295	1,940	3,620	2,035	2,605	4,005	1,950
Owner - Propriétaires .....	1,690	1,015	1,610	1,125	1,315	1,585	895
Tenant - Locataires .....	2,605	925	2,010	910	1,290	2,420	1,055
Uncrowded households - Ménages non encombrés .....	27,520	19,335	23,060	19,500	20,460	25,980	13,785
Owner - Propriétaires .....	15,610	12,185	14,415	12,635	12,695	14,775	8,790
Tenant - Locataires .....	11,910	7,150	8,645	6,865	7,765	11,205	4,995
<b>MANITOBA</b>							
All households - Tous ménages .....	202,400	94,675	140,160	83,305	111,425	186,890	86,915
Owner - Propriétaires .....	144,645	66,280	107,565	60,640	80,240	133,100	68,290
Tenant - Locataires .....	57,755	28,395	32,595	22,665	31,185	53,790	18,625
Crowded households - Ménages encombrés .....	39,675	9,655	24,900	7,785	13,420	34,240	15,155
Owner - Propriétaires .....	28,670	6,685	18,375	5,400	9,395	24,490	12,030
Tenant - Locataires .....	11,005	2,970	6,525	2,385	4,025	9,750	3,125
Uncrowded households - Ménages non encombrés .....	162,725	85,020	115,260	75,520	98,005	152,650	71,760
Owner - Propriétaires .....	115,975	59,595	89,190	55,240	70,845	108,610	56,260
Tenant - Locataires .....	46,750	25,425	26,070	20,280	27,160	44,040	15,500
<b>Rural - Régions rurales</b>							
All households - Tous ménages .....	83,690	22,135	51,565	16,490	31,720	72,920	42,035
Owner - Propriétaires .....	69,780	17,750	42,780	13,350	26,590	60,745	35,630
Tenant - Locataires .....	13,910	4,385	8,785	3,140	5,130	12,175	6,405
Crowded households - Ménages encombrés .....	22,440	2,650	11,710	1,410	4,630	18,060	9,700
Owner - Propriétaires .....	19,555	2,265	10,220	1,205	4,080	15,810	8,500
Tenant - Locataires .....	2,885	385	1,490	205	550	2,250	1,200
Uncrowded households - Ménages non encombrés .....	61,250	19,485	39,855	15,080	27,090	54,860	32,335
Owner - Propriétaires .....	50,225	15,485	32,560	12,145	22,510	44,935	27,130
Tenant - Locataires .....	11,025	4,000	7,295	2,935	4,580	9,925	5,205
<b>Urban - Régions urbaines</b>							
All households - Tous ménages .....	118,710	72,540	88,595	66,815	79,705	113,970	44,880
Owner - Propriétaires .....	74,865	48,530	64,785	47,290	53,650	72,355	32,660
Tenant - Locataires .....	43,845	24,010	23,810	19,525	26,055	41,615	12,220
Crowded households - Ménages encombrés .....	17,235	7,005	13,190	6,375	8,790	16,180	5,455
Owner - Propriétaires .....	9,115	4,420	8,155	4,195	5,315	8,680	3,530
Tenant - Locataires .....	8,120	2,585	5,035	2,180	3,475	7,500	1,925
Uncrowded households - Ménages non encombrés .....	101,475	65,535	75,405	60,440	70,915	97,790	39,425
Owner - Propriétaires .....	65,750	44,110	56,630	43,095	48,335	63,675	29,130
Tenant - Locataires .....	35,725	21,425	18,775	17,345	22,580	34,115	10,295
<b>Winnipeg</b>							
All households - Tous ménages .....	64,630	42,470	44,445	38,445	48,175	62,265	22,335
Owner - Propriétaires .....	34,280	24,910	29,800	24,460	28,375	33,370	14,620
Tenant - Locataires .....	30,350	17,560	14,645	13,985	19,800	28,895	7,715
Crowded households - Ménages encombrés .....	8,575	3,595	5,975	3,255	5,105	8,090	2,230
Owner - Propriétaires .....	3,215	1,835	2,900	1,800	2,475	3,105	1,170
Tenant - Locataires .....	5,360	1,760	3,075	1,455	2,630	4,985	1,060
Uncrowded households - Ménages non encombrés .....	56,055	38,875	38,470	35,190	43,070	54,175	20,105
Owner - Propriétaires .....	31,065	23,075	26,900	22,660	25,900	30,265	13,450
Tenant - Locataires .....	24,990	15,800	11,570	12,530	17,170	23,910	6,655



TABLE 89. Crowded and uncrowded households by tenure showing specified household facilities and conveniences, for provinces, rural, urban, and cities of 30,000 population and over, 1951 - Continued

TABLEAU 89. Ménages encombrés et non encombrés selon le mode d'occupation et possédant certaines commodités ménagères et de confort, provinces, régions rurales et urbaines, et cités de 30,000 et plus, 1951 - suite

Crowding and tenure Encombrement et mode d'occupation	Total	Households with: Ménages pourvus de:					
		Mechanical refrigeration Réfrigération mécanique	Powered washing machine Lessiveuse mécanique	Electric vacuum cleaner Aspirateur électrique	Telephone Téléphone	Radio	Passenger automobile Automobile de tourisme
<b>SASKATCHEWAN</b>							
All households - Tous ménages .....	221,455	48,995	147,930	56,325	108,560	203,955	110,205
Owner - Propriétaires .....	164,800	34,060	111,855	40,980	81,100	151,730	85,315
Tenant - Locataires .....	56,655	14,935	36,075	15,345	27,460	52,225	24,890
Crowded households - Ménages encombrés .....	50,770	5,210	32,180	6,120	17,035	45,065	22,755
Owner - Propriétaires .....	38,285	3,315	24,145	4,180	12,810	33,940	17,635
Tenant - Locataires .....	12,485	1,895	8,035	1,940	4,225	11,125	5,120
Uncrowded households - Ménages non encombrés .....	170,685	43,785	115,750	50,205	91,525	158,890	87,450
Owner - Propriétaires .....	126,515	30,745	87,710	36,800	68,290	117,790	67,680
Tenant - Locataires .....	44,170	13,040	28,040	13,405	23,235	41,100	19,770
<b>Rural - Régions rurales</b>							
All households - Tous ménages .....	151,750	17,465	92,520	19,470	64,405	137,280	79,515
Owner - Propriétaires .....	121,430	13,935	73,760	15,800	52,235	109,900	64,000
Tenant - Locataires .....	30,320	3,530	18,760	3,670	12,170	27,380	15,515
Crowded households - Ménages encombrés .....	38,675	1,855	22,440	1,875	11,320	33,650	18,170
Owner - Propriétaires .....	31,760	1,360	18,285	1,565	9,545	27,635	14,865
Tenant - Locataires .....	6,915	495	4,155	310	1,775	6,015	3,305
Uncrowded households - Ménages non encombrés .....	113,075	15,610	70,080	17,595	53,085	103,630	61,345
Owner - Propriétaires .....	89,670	12,575	55,475	14,235	42,690	82,265	49,135
Tenant - Locataires .....	23,405	3,035	14,605	3,360	10,395	21,365	12,210
<b>Urban - Régions urbaines</b>							
All households - Tous ménages .....	69,705	31,530	55,410	36,855	44,155	66,675	30,690
Owner - Propriétaires .....	43,370	20,125	38,095	25,180	28,865	41,830	21,315
Tenant - Locataires .....	26,335	11,405	17,315	11,675	15,290	24,845	9,375
Crowded households - Ménages encombrés .....	12,095	3,355	9,740	4,245	5,715	11,415	4,585
Owner - Propriétaires .....	6,525	1,955	5,860	2,615	3,265	6,305	2,770
Tenant - Locataires .....	5,570	1,400	3,880	1,630	2,450	5,110	1,815
Uncrowded households - Ménages non encombrés .....	57,610	28,175	45,670	32,610	38,440	55,260	26,105
Owner - Propriétaires .....	36,845	18,170	32,235	22,565	25,600	35,525	18,545
Tenant - Locataires .....	20,765	10,005	13,435	10,045	12,840	19,735	7,560
<b>Regina</b>							
All households - Tous ménages .....	19,160	9,775	15,455	11,700	14,650	18,455	8,175
Owner - Propriétaires .....	11,060	5,825	10,160	7,495	8,890	10,755	5,375
Tenant - Locataires .....	8,100	3,950	5,295	4,205	5,760	7,700	2,800
Crowded households - Ménages encombrés .....	3,750	1,270	3,180	1,745	2,430	3,625	1,455
Owner - Propriétaires .....	1,830	710	1,740	1,000	1,230	1,790	840
Tenant - Locataires .....	1,920	560	1,440	745	1,200	1,835	615
Uncrowded households - Ménages non encombrés .....	15,410	8,505	12,275	9,955	12,220	14,830	6,720
Owner - Propriétaires .....	9,230	5,115	8,420	6,495	7,660	8,965	4,535
Tenant - Locataires .....	6,180	3,390	3,855	3,460	4,560	5,865	2,185
<b>Saskatoon</b>							
All households - Tous ménages .....	14,980	6,835	12,130	8,785	11,315	14,465	6,690
Owner - Propriétaires .....	9,585	4,525	8,620	6,205	7,595	9,300	4,785
Tenant - Locataires .....	5,395	2,310	3,510	2,580	3,720	5,165	1,905
Crowded households - Ménages encombrés .....	2,185	545	1,765	770	1,315	2,075	810
Owner - Propriétaires .....	1,190	300	1,085	470	800	1,150	470
Tenant - Locataires .....	995	245	680	300	515	925	340
Uncrowded households - Ménages non encombrés .....	12,795	6,290	10,365	8,015	10,000	12,390	5,880
Owner - Propriétaires .....	8,395	4,225	7,535	5,735	6,795	8,150	4,315
Tenant - Locataires .....	4,400	2,065	2,830	2,280	3,205	4,240	1,565

TABLE 89. Crowded and uncrowded households by tenure showing specified household facilities and conveniences, for provinces, rural, urban, and cities of 30,000 population and over, 1951 - Continued

TABLEAU 89. Ménages encombrés et non encombrés selon le mode d'occupation et possédant certaines commodités ménagères et de confort, provinces, régions rurales et urbaines, et cités de 30,000 et plus, 1951 - suite

Crowding and tenure Encombrement et mode d'occupation	Total	Households with: Ménages pourvus de:					
		Mechanical refrigeration Réfrigération mécanique	Powered washing machine Lessiveuse mécanique	Electric vacuum cleaner Aspirateur électrique	Telephone Téléphone	Radio	Passenger automobile Automobile de tourisme
<b>ALBERTA</b>							
<b>All households - Tous ménages</b> .....	<b>250,750</b>	<b>87,230</b>	<b>177,140</b>	<b>92,115</b>	<b>99,070</b>	<b>230,260</b>	<b>121,335</b>
Owner - Propriétaires .....	179,055	63,185	133,205	69,045	74,125	165,390	92,475
Tenant - Locataires .....	71,695	24,045	43,935	23,070	24,945	64,870	28,860
<b>Crowded households - Ménages encombrés</b> .....	<b>56,300</b>	<b>10,205</b>	<b>38,435</b>	<b>10,725</b>	<b>12,715</b>	<b>49,370</b>	<b>25,500</b>
Owner - Propriétaires .....	38,415	6,915	27,100	7,425	9,040	33,810	18,355
Tenant - Locataires .....	17,885	3,290	11,335	3,300	3,675	15,560	7,145
<b>Uncrowded households - Ménages non encombrés</b> .....	<b>194,450</b>	<b>77,025</b>	<b>138,705</b>	<b>81,390</b>	<b>86,355</b>	<b>180,890</b>	<b>95,835</b>
Owner - Propriétaires .....	140,640	56,270	106,105	61,620	65,085	131,580	74,120
Tenant - Locataires .....	53,810	20,755	32,600	19,770	21,270	49,310	21,715
<b>Rural - Régions rurales</b>							
<b>All households - Tous ménages</b> .....	<b>125,325</b>	<b>20,640</b>	<b>77,865</b>	<b>20,860</b>	<b>31,996</b>	<b>110,380</b>	<b>62,815</b>
Owner - Propriétaires .....	100,395	16,410	63,355	17,005	26,260	89,220	51,055
Tenant - Locataires .....	24,930	4,230	14,510	3,855	5,730	21,160	11,760
<b>Crowded households - Ménages encombrés</b> .....	<b>35,145</b>	<b>3,195</b>	<b>21,360</b>	<b>2,855</b>	<b>5,140</b>	<b>29,500</b>	<b>16,295</b>
Owner - Propriétaires .....	27,555	2,465	17,150	2,310	4,275	23,440	12,900
Tenant - Locataires .....	7,590	730	4,210	545	865	6,060	3,395
<b>Uncrowded households - Ménages non encombrés</b> .....	<b>90,180</b>	<b>17,445</b>	<b>56,505</b>	<b>18,005</b>	<b>26,850</b>	<b>80,880</b>	<b>46,520</b>
Owner - Propriétaires .....	72,840	13,945	46,205	14,695	21,985	65,780	38,155
Tenant - Locataires .....	17,340	3,500	10,300	3,310	4,865	15,100	8,365
<b>Urban - Régions urbaines</b>							
<b>All households - Tous ménages</b> .....	<b>125,425</b>	<b>66,590</b>	<b>99,275</b>	<b>71,255</b>	<b>67,080</b>	<b>119,880</b>	<b>58,520</b>
Owner - Propriétaires .....	78,660	46,775	69,850	52,040	47,865	76,170	41,420
Tenant - Locataires .....	46,765	19,815	29,425	19,215	19,215	43,710	17,100
<b>Crowded households - Ménages encombrés</b> .....	<b>21,155</b>	<b>7,010</b>	<b>17,075</b>	<b>7,870</b>	<b>7,575</b>	<b>19,870</b>	<b>9,205</b>
Owner - Propriétaires .....	10,860	4,450	9,950	5,115	4,765	10,370	5,455
Tenant - Locataires .....	10,295	2,560	7,125	2,755	2,810	9,500	3,750
<b>Uncrowded households - Ménages non encombrés</b> .....	<b>104,270</b>	<b>59,580</b>	<b>82,200</b>	<b>63,385</b>	<b>59,505</b>	<b>100,010</b>	<b>49,315</b>
Owner - Propriétaires .....	67,800	42,325	59,900	46,925	43,100	65,800	35,965
Tenant - Locataires .....	36,470	17,255	22,300	16,460	16,405	34,210	13,350
<b>Calgary</b>							
<b>All households - Tous ménages</b> .....	<b>37,710</b>	<b>22,180</b>	<b>28,950</b>	<b>25,330</b>	<b>26,035</b>	<b>36,640</b>	<b>18,025</b>
Owner - Propriétaires .....	22,240	15,185	20,165	18,025	18,010	21,855	12,525
Tenant - Locataires .....	15,470	6,995	8,785	7,305	8,025	14,785	5,500
<b>Crowded households - Ménages encombrés</b> .....	<b>5,080</b>	<b>1,990</b>	<b>4,000</b>	<b>2,575</b>	<b>2,845</b>	<b>4,865</b>	<b>2,270</b>
Owner - Propriétaires .....	2,225	1,210	2,105	1,640	1,650	2,170	1,245
Tenant - Locataires .....	2,855	780	1,895	935	1,195	2,695	1,025
<b>Uncrowded households - Ménages non encombrés</b> .....	<b>32,630</b>	<b>20,190</b>	<b>24,950</b>	<b>22,755</b>	<b>23,190</b>	<b>31,775</b>	<b>15,755</b>
Owner - Propriétaires .....	20,015	13,975	18,060	16,385	16,360	19,685	11,280
Tenant - Locataires .....	12,615	6,215	6,890	6,370	6,830	12,090	4,475
<b>Edmonton</b>							
<b>All households - Tous ménages</b> .....	<b>42,925</b>	<b>23,535</b>	<b>34,110</b>	<b>25,065</b>	<b>22,720</b>	<b>41,025</b>	<b>19,265</b>
Owner - Propriétaires .....	26,325	16,435	23,800	18,410	16,325	25,565	13,610
Tenant - Locataires .....	16,600	7,100	10,310	6,655	6,395	15,460	5,655
<b>Crowded households - Ménages encombrés</b> .....	<b>7,165</b>	<b>2,540</b>	<b>5,725</b>	<b>2,805</b>	<b>2,465</b>	<b>6,750</b>	<b>2,870</b>
Owner - Propriétaires .....	3,450	1,605	3,185	1,785	1,550	3,300	1,635
Tenant - Locataires .....	3,715	935	2,540	1,020	915	3,450	1,235
<b>Uncrowded households - Ménages non encombrés</b> .....	<b>35,760</b>	<b>20,995</b>	<b>28,385</b>	<b>22,260</b>	<b>20,255</b>	<b>34,275</b>	<b>16,395</b>
Owner - Propriétaires .....	22,875	14,830	20,615	16,625	14,775	22,265	11,975
Tenant - Locataires .....	12,885	6,165	7,770	5,635	5,480	12,010	4,420

TABLE 89. Crowded and uncrowded households by tenure showing specified household facilities and conveniences, for provinces, rural, urban, and cities of 30,000 population and over, 1951 - Concluded

TABLEAU 89. Ménages encombrés et non encombrés selon le mode d'occupation et possédant certaines commodités ménagères et de confort, provinces, régions rurales et urbaines, et cités de 30,000 et plus, 1951 - fin

Crowding and tenure Encombrement et mode d'occupation	Total	Households with: Ménages pourvus de:					
		Mechanical refrigeration Réfrigération mécanique	Powered washing machine Lessiveuse mécanique	Electric vacuum cleaner Aspirateur électrique	Telephone Téléphone	Radio	Passenger automobile Automobile de tourisme
<b>BRITISH COLUMBIA</b>							
All households - Tous ménages.....	337,780	149,475	234,330	170,250	192,170	308,320	153,325
Owner - Propriétaires.....	235,160	111,235	178,840	132,790	142,545	217,495	115,640
Tenant - Locataires.....	102,620	38,240	55,490	37,460	49,625	90,825	37,685
Crowded households - Ménages encombrés.....	48,100	12,160	34,035	14,340	17,800	42,015	20,000
Owner - Propriétaires.....	29,220	8,290	22,520	10,155	11,715	25,830	13,320
Tenant - Locataires.....	18,880	3,870	11,515	4,185	6,085	16,185	6,680
Uncrowded households - Ménages non encombrés.....	289,680	137,315	200,295	155,910	174,370	266,305	133,325
Owner - Propriétaires.....	205,940	102,945	156,320	122,635	130,830	191,665	102,320
Tenant - Locataires.....	83,740	34,370	43,975	33,275	43,540	74,640	31,005
<b>Rural - Régions rurales</b>							
All households - Tous ménages.....	105,765	29,825	65,885	32,025	29,050	90,475	47,040
Owner - Propriétaires.....	76,605	22,435	49,405	24,900	23,185	66,410	35,695
Tenant - Locataires.....	29,160	7,390	16,480	7,125	5,865	24,065	11,345
Crowded households - Ménages encombrés.....	22,940	3,655	14,405	3,730	3,630	18,860	9,415
Owner - Propriétaires.....	15,385	2,560	10,150	2,780	2,860	12,805	6,545
Tenant - Locataires.....	7,555	1,095	4,255	950	770	6,055	2,870
Uncrowded households - Ménages non encombrés.....	82,825	26,170	51,480	28,295	25,420	71,615	37,625
Owner - Propriétaires.....	61,220	19,875	39,255	22,120	20,325	53,605	29,150
Tenant - Locataires.....	21,605	6,295	12,225	6,175	5,095	18,010	8,475
<b>Urban - Régions urbaines</b>							
All households - Tous ménages.....	232,015	119,650	168,445	138,225	163,120	217,845	106,285
Owner - Propriétaires.....	158,555	88,800	129,435	107,890	119,360	151,085	79,945
Tenant - Locataires.....	73,460	30,850	39,010	30,335	43,760	66,760	26,340
Crowded households - Ménages encombrés.....	25,160	8,505	19,630	10,610	14,170	23,155	10,585
Owner - Propriétaires.....	13,835	5,730	12,370	7,375	8,855	13,025	6,775
Tenant - Locataires.....	11,325	2,775	7,260	3,235	5,315	10,130	3,810
Uncrowded households - Ménages non encombrés.....	206,855	111,145	148,815	127,615	148,950	194,690	95,700
Owner - Propriétaires.....	144,720	83,070	117,065	100,515	110,505	138,060	73,170
Tenant - Locataires.....	62,135	28,075	31,750	27,100	38,445	56,630	22,530
<b>Vancouver</b>							
All households - Tous ménages.....	101,330	54,695	69,575	61,785	78,435	95,145	43,000
Owner - Propriétaires.....	63,885	38,195	52,985	46,455	53,760	61,325	31,100
Tenant - Locataires.....	37,445	16,500	16,590	15,330	24,675	33,820	11,900
Crowded households - Ménages encombrés.....	10,020	3,495	7,215	4,400	6,565	9,185	3,790
Owner - Propriétaires.....	4,760	2,240	4,275	2,930	3,640	4,490	2,285
Tenant - Locataires.....	5,260	1,255	2,940	1,470	2,925	4,695	1,505
Uncrowded households - Ménages non encombrés.....	91,310	51,200	62,360	57,385	71,870	85,960	39,210
Owner - Propriétaires.....	59,125	35,955	48,710	43,525	50,120	56,835	28,815
Tenant - Locataires.....	32,185	15,245	13,650	13,860	21,750	29,125	10,395
<b>Victoria</b>							
All households - Tous ménages.....	15,790	6,595	9,270	9,630	11,640	15,020	6,665
Owner - Propriétaires.....	9,195	4,165	6,250	6,645	7,685	8,855	4,380
Tenant - Locataires.....	6,595	2,430	3,020	2,985	3,955	6,165	2,285
Crowded households - Ménages encombrés.....	1,345	380	915	605	830	1,280	615
Owner - Propriétaires.....	595	215	450	340	480	565	270
Tenant - Locataires.....	750	165	465	265	350	715	345
Uncrowded households - Ménages non encombrés.....	14,445	6,215	8,355	9,025	10,810	13,740	6,050
Owner - Propriétaires.....	8,600	3,950	5,800	6,305	7,205	8,290	4,110
Tenant - Locataires.....	5,845	2,265	2,555	2,720	3,605	5,450	1,940

TABLE 90. Crowded and uncrowded households by tenure showing sex and age of household head, and first year of occupancy by present head, for provinces, rural, urban, and cities of 30,000 population and over, 1951

TABLEAU 90. Ménages encombrés et non encombrés selon le mode d'occupation, sexe et âge du chef et première année d'occupation par le chef actuel, provinces, régions rurales et urbaines, et cités de 30,000 et plus, 1951

Crowding and tenure Encombrement et mode d'occupation	Total	Sex of household head Sexe du chef de ménage		Age of household head Age du chef de ménage				Year of occupancy Année d'occupation			
		Male Homme	Female Femme	Under 35 Moins de 35 ans	35-44	45-64	65 and over 65 ans et plus	Before 1941 Avant 1941	1941-45	1946-49	1950-51 <sup>1</sup>
<b>CANADA</b>											
All households - Tous ménages .....	3,409,295	2,987,780	421,515	782,915	808,255	1,254,855	563,270	1,068,345	560,045	1,049,920	730,985
Owner - Propriétaires .....	2,236,955	1,990,160	246,795	376,115	520,965	904,980	434,895	861,515	377,475	685,140	312,825
Tenant - Locataires .....	1,172,340	997,620	174,720	406,800	287,290	349,875	128,375	206,830	182,570	364,780	418,160
Crowded households - Ménages encombrés .....	641,820	605,035	36,785	183,120	221,945	206,325	30,430	157,710	121,835	213,165	149,110
Owner - Propriétaires .....	384,330	366,480	17,850	84,490	136,765	141,565	21,510	120,955	76,635	132,920	53,820
Tenant - Locataires .....	257,490	238,555	18,935	98,630	85,180	64,760	8,920	36,755	45,200	80,245	95,290
Uncrowded households - Ménages non encombrés .....	2,767,475	2,382,745	384,730	599,795	586,310	1,048,530	532,840	910,635	438,210	836,755	581,875
Owner - Propriétaires .....	1,852,625	1,623,680	228,945	291,625	384,200	763,415	413,385	740,560	300,840	552,220	259,005
Tenant - Locataires .....	914,850	759,065	155,785	308,170	202,110	285,115	119,455	170,075	137,370	284,535	322,870
<b>Rural - Régions rurales</b>											
All households - Tous ménages .....	1,254,260	1,144,310	109,950	270,555	291,690	466,305	225,710	492,750	194,470	368,860	198,180
Owner - Propriétaires .....	1,028,780	937,540	91,240	180,530	235,205	411,215	201,830	462,845	169,160	292,075	104,700
Tenant - Locataires .....	225,480	206,770	18,710	90,025	56,485	55,090	23,880	29,905	25,310	76,785	93,480
Crowded households - Ménages encombrés .....	285,210	273,285	11,925	72,750	100,380	97,675	14,405	93,855	50,670	90,065	50,620
Owner - Propriétaires .....	229,590	220,400	9,190	49,845	81,070	85,780	12,895	88,530	44,755	71,500	24,805
Tenant - Locataires .....	55,620	52,885	2,735	22,905	19,310	11,895	1,510	5,325	5,915	18,565	25,815
Uncrowded households - Ménages non encombrés .....	969,050	871,025	98,025	197,805	191,310	368,630	211,305	398,895	143,800	278,795	147,560
Owner - Propriétaires .....	799,190	717,140	82,050	130,685	154,135	325,435	188,935	374,315	124,405	220,575	79,895
Tenant - Locataires .....	169,860	153,885	15,975	67,120	37,175	43,195	22,370	24,580	19,395	58,220	67,665
<b>Urban - Régions urbaines</b>											
All households - Tous ménages .....	2,155,035	1,843,470	311,565	512,360	516,565	788,550	337,560	575,595	365,575	681,060	532,805
Owner - Propriétaires .....	1,208,175	1,052,620	155,555	195,585	285,760	493,765	233,065	398,670	208,315	393,065	208,125
Tenant - Locataires .....	946,860	790,850	156,010	316,775	230,805	294,785	104,495	176,925	157,260	287,995	324,680
Crowded households - Ménages encombrés .....	356,610	331,750	24,860	110,370	121,565	108,650	16,025	63,855	71,165	123,100	98,490
Owner - Propriétaires .....	154,740	146,080	8,660	34,645	55,695	55,785	8,615	32,425	31,880	61,420	29,015
Tenant - Locataires .....	201,870	185,670	16,200	75,725	65,870	52,865	7,410	31,430	39,285	61,680	69,475
Uncrowded households - Ménages non encombrés .....	1,798,425	1,511,720	286,705	401,990	395,000	679,900	321,535	511,740	294,410	557,960	434,315
Owner - Propriétaires .....	1,053,435	906,540	146,895	160,940	230,065	437,980	224,450	366,245	176,435	331,645	179,110
Tenant - Locataires .....	744,990	605,180	139,810	241,050	164,935	241,920	97,085	145,495	117,975	226,315	255,205
<b>NEWFOUNDLAND</b>											
All households - Tous ménages .....	70,980	63,915	7,065	15,770	17,900	25,895	11,415	35,140	11,310	16,880	7,630
Owner - Propriétaires .....	61,540	55,390	6,150	11,965	15,270	23,470	10,835	33,500	10,105	13,405	4,530
Tenant - Locataires .....	9,440	8,525	915	3,805	2,630	2,425	580	1,640	1,205	3,475	3,120
Crowded households - Ménages encombrés .....	23,030	21,645	1,385	5,685	7,965	7,715	1,665	9,780	4,625	6,020	2,605
Owner - Propriétaires .....	19,095	18,000	1,095	4,080	6,695	6,790	1,530	9,110	4,100	4,560	1,325
Tenant - Locataires .....	3,935	3,645	290	1,605	1,270	925	135	670	525	1,460	1,280
Uncrowded households - Ménages non encombrés .....	47,950	42,270	5,680	10,085	9,935	18,180	9,750	25,360	6,685	10,860	5,045
Owner - Propriétaires .....	42,445	37,390	5,055	7,885	8,575	16,680	9,305	24,390	6,005	8,845	3,205
Tenant - Locataires .....	5,505	4,880	625	2,200	1,360	1,500	445	970	680	2,015	1,840
<b>Rural - Régions rurales</b>											
All households - Tous ménages .....	41,245	37,445	3,800	8,465	10,115	15,290	7,375	22,930	6,630	8,490	3,195
Owner - Propriétaires .....	39,435	35,775	3,660	7,680	9,575	14,880	7,300	22,735	6,370	7,880	2,450
Tenant - Locataires .....	1,810	1,670	140	785	540	410	--	195	260	610	745
Crowded households - Ménages encombrés .....	13,040	12,390	650	2,850	4,550	4,600	1,040	6,360	2,735	2,970	975
Owner - Propriétaires .....	12,515	11,900	615	2,630	4,350	4,505	1,030	6,310	2,635	2,810	760
Tenant - Locataires .....	525	490	--	220	200	--	--	--	100	160	215
Uncrowded households - Ménages non encombrés .....	28,205	25,055	3,150	5,615	5,565	10,690	6,335	16,570	3,895	5,520	2,220
Owner - Propriétaires .....	26,920	23,875	3,045	5,050	5,225	10,375	6,270	16,425	3,735	5,070	1,690
Tenant - Locataires .....	1,285	1,180	105	565	340	315	--	145	160	450	530
<b>Urban - Régions urbaines</b>											
All households - Tous ménages .....	29,735	26,470	3,265	7,305	7,785	10,605	4,040	12,210	4,680	8,390	4,455
Owner - Propriétaires .....	22,105	19,615	2,490	4,285	5,695	8,590	3,535	10,765	3,735	5,525	2,080
Tenant - Locataires .....	7,630	6,855	775	3,020	2,090	2,015	505	1,445	945	2,865	2,375

1. Up to June 1, 1951. - Jusqu'au 1<sup>er</sup> juin 1951.

TABLE 90. Crowded and uncrowded households by tenure showing sex and age of household head, and first year of occupancy by present head, for provinces, rural, urban, and cities of 30,000 population and over, 1951 - Continued

TABLEAU 90. Ménages encombrés et non encombrés selon le mode d'occupation, sexe et âge du chef et première année d'occupation par le chef actuel, provinces, régions rurales et urbaines, et cités de 30,000 et plus, 1951 - suite

Crowding and tenure Encombrement et mode d'occupation	Total	Sex of household head Sexe du chef de ménage		Age of household head Âge du chef de ménage				Year of occupancy Année d'occupation			
		Male Homme	Female Femme	Under 35 Moins de 35 ans	35-44	45-64	65 and over 65 ans et plus	Before 1941 Avant 1941	1941-45	1946-49	1950-51 <sup>1</sup>
<b>NEWFOUNDLAND - Con.-fin</b>											
<b>Urban - Con. - Régions urbaines - fin</b>											
Crowded households - Ménages encombrés.....	9,990	9,255	735	2,835	3,415	3,115	625	3,420	1,890	3,050	1,630
Owner - Propriétaires.....	6,580	6,100	480	1,450	2,345	2,285	500	2,800	1,465	1,750	565
Tenant - Locataires.....	3,410	3,155	255	1,385	1,070	830	125	620	425	1,300	1,065
Uncrowded households - Ménages non encombrés	19,745	17,215	2,530	4,470	4,370	7,490	3,415	8,790	2,790	5,340	2,825
Owner - Propriétaires.....	15,525	13,515	2,010	2,835	3,350	6,305	3,035	7,965	2,270	3,775	1,515
Tenant - Locataires.....	4,220	3,700	520	1,635	1,020	1,185	380	825	520	1,565	1,310
<b>St. John's</b>											
All households - Tous ménages.....	10,570	8,890	1,680	2,325	2,700	3,910	1,635	4,240	1,520	3,110	1,700
Owner - Propriétaires.....	6,520	5,450	1,070	905	1,610	2,755	1,250	3,325	1,025	1,550	620
Tenant - Locataires.....	4,050	3,440	610	1,420	1,090	1,155	385	915	495	1,560	1,080
Crowded households - Ménages encombrés.....	2,970	2,635	335	850	970	910	240	965	470	995	540
Owner - Propriétaires.....	1,160	1,015	145	160	380	470	150	555	250	290	--
Tenant - Locataires.....	1,810	1,620	190	690	590	440	--	410	220	705	475
Uncrowded households - Ménages non encombrés	7,600	6,255	1,345	1,475	1,730	3,000	1,395	3,275	1,050	2,115	1,160
Owner - Propriétaires.....	5,360	4,435	925	745	1,230	2,285	1,100	2,770	775	1,260	555
Tenant - Locataires.....	2,240	1,820	420	730	500	715	295	505	275	855	605
<b>PRINCE EDWARD ISLAND</b>											
All households - Tous ménages.....	22,455	19,755	2,700	4,130	5,010	8,140	5,175	11,470	2,840	5,360	2,785
Owner - Propriétaires.....	18,305	16,170	2,135	2,740	3,855	7,005	4,705	10,740	2,305	4,080	1,180
Tenant - Locataires.....	4,150	3,585	565	1,390	1,155	1,135	470	730	535	1,280	1,605
Crowded households - Ménages encombrés.....	3,515	3,320	195	935	1,240	1,115	225	1,400	570	1,015	530
Owner - Propriétaires.....	2,575	2,465	110	545	905	925	200	1,280	410	700	185
Tenant - Locataires.....	940	855	--	390	335	190	--	120	160	315	345
Uncrowded households - Ménages non encombrés	18,940	16,435	2,505	3,195	3,770	7,025	4,950	10,070	2,270	4,345	2,255
Owner - Propriétaires.....	15,730	13,705	2,025	2,195	2,850	6,080	4,505	9,460	1,895	3,380	995
Tenant - Locataires.....	3,210	2,730	480	1,000	820	945	445	610	375	965	1,260
<b>Rural - Régions rurales</b>											
All households - Tous ménages.....	16,880	15,145	1,735	2,995	3,590	6,195	4,100	9,615	2,035	3,705	1,525
Owner - Propriétaires.....	15,325	13,720	1,605	2,400	3,160	5,850	3,915	9,335	1,885	3,250	855
Tenant - Locataires.....	1,555	1,425	130	595	430	345	185	280	150	455	670
Crowded households - Ménages encombrés.....	2,545	2,445	100	605	900	850	190	1,220	360	680	285
Owner - Propriétaires.....	2,215	2,135	--	470	755	815	175	1,175	320	560	160
Tenant - Locataires.....	330	310	--	135	145	--	--	--	--	120	125
Uncrowded households - Ménages non encombrés	14,335	12,700	1,635	2,390	2,690	5,345	3,910	8,395	1,675	3,025	1,240
Owner - Propriétaires.....	13,110	11,585	1,525	1,930	2,405	5,035	3,740	8,160	1,565	2,690	695
Tenant - Locataires.....	1,225	1,115	110	460	285	310	170	235	110	335	545
<b>Urban - Régions urbaines</b>											
All households - Tous ménages.....	5,575	4,610	965	1,135	1,420	1,945	1,075	1,855	805	1,655	1,260
Owner - Propriétaires.....	2,980	2,450	530	340	695	1,155	790	1,405	420	830	325
Tenant - Locataires.....	2,595	2,160	435	795	725	790	285	450	385	825	935
Crowded households - Ménages encombrés.....	970	875	--	330	340	265	--	180	210	335	245
Owner - Propriétaires.....	360	330	--	--	150	110	--	105	--	140	--
Tenant - Locataires.....	610	545	--	255	190	155	--	--	120	195	220
Uncrowded households - Ménages non encombrés	4,605	3,735	870	805	1,080	1,680	1,040	1,675	595	1,320	1,015
Owner - Propriétaires.....	2,620	2,120	500	265	545	1,045	765	1,300	330	690	300
Tenant - Locataires.....	1,985	1,615	370	540	535	635	275	375	265	630	715
<b>NOVA SCOTIA</b>											
All households - Tous ménages.....	149,555	127,870	21,685	32,040	35,870	51,985	29,660	66,320	20,885	39,880	22,470
Owner - Propriétaires.....	113,945	97,975	15,970	18,405	26,770	42,845	25,925	59,995	16,750	27,790	9,410
Tenant - Locataires.....	35,610	29,895	5,715	13,635	9,100	9,140	3,735	6,325	4,135	12,090	13,060

1. Up to June 1, 1951. - Jusqu'au 1<sup>er</sup> juin 1951.

**TABLE 90. Crowded and uncrowded households by tenure showing sex and age of household head, and first year of occupancy by present head, for provinces, rural, urban, and cities of 30,000 population and over, 1951 - Continued**  
**TABLEAU 90. Ménages encombrés et non encombrés selon le mode d'occupation, sexe et âge du chef et première année d'occupation par le chef actuel, provinces, régions rurales et urbaines, et cités de 30,000 et plus, 1951 - suite**

Crowding and tenure Encombrement et mode d'occupation	Total	Sex of household head — Sexe du chef de ménage		Age of household head — Age du chef de ménage				Year of occupancy — Année d'occupation			
		Male — Homme	Female — Femme	Under 35 — Moins de 35 ans	35-44	45-64	65 and over — 65 ans et plus	Before 1941 — Avant 1941	1941-45	1946-49	1950-51 <sup>1</sup>
		<b>NOVA SCOTIA - Con.-fin</b>									
Crowded households - Ménages encombrés .....	27,615	25,395	2,220	8,410	9,535	8,295	1,375	8,670	4,780	9,050	5,115
Owner - Propriétaires .....	18,420	17,285	1,135	4,330	6,795	6,235	1,060	7,300	3,675	5,710	1,735
Tenant - Locataires .....	9,195	8,110	1,085	4,080	2,740	2,060	315	1,370	1,105	3,340	3,380
Uncrowded households - Ménages non encombrés	121,940	102,475	19,465	23,630	26,335	43,690	28,285	57,650	16,105	30,830	17,355
Owner - Propriétaires .....	95,525	80,690	14,835	14,075	19,975	36,610	24,865	52,695	13,075	22,080	7,675
Tenant - Locataires .....	26,415	21,785	4,630	9,555	6,360	7,080	3,420	4,955	3,030	8,750	9,680
<b>Rural - Régions rurales</b>											
All households - Tous ménages .....	71,125	61,560	9,565	13,265	15,800	25,160	16,900	37,190	9,390	17,200	7,345
Owner - Propriétaires .....	62,865	54,400	8,465	10,040	13,595	23,315	15,915	35,815	8,460	14,305	4,285
Tenant - Locataires .....	8,260	7,160	1,100	3,225	2,205	1,845	985	1,375	930	2,895	3,060
Crowded households - Ménages encombrés .....	11,715	10,975	740	3,150	4,090	3,830	645	4,475	1,990	3,595	1,655
Owner - Propriétaires .....	9,835	9,300	535	2,355	3,425	3,440	615	4,270	1,795	2,850	920
Tenant - Locataires .....	1,880	1,675	205	795	665	390	--	205	195	745	735
Uncrowded households - Ménages non encombrés	59,410	50,585	8,825	10,115	11,710	21,330	16,255	32,715	7,400	13,605	5,690
Owner - Propriétaires .....	53,030	45,100	7,930	7,685	10,170	19,875	15,300	31,545	6,665	11,455	3,365
Tenant - Locataires .....	6,380	5,485	895	2,430	1,540	1,455	955	1,170	735	2,150	2,325
<b>Urban - Régions urbaines</b>											
All households - Tous ménages .....	78,430	66,310	12,120	18,775	20,070	26,825	12,760	29,130	11,495	22,680	15,125
Owner - Propriétaires .....	51,080	43,575	7,505	8,365	13,175	19,530	10,010	24,180	8,290	13,485	5,125
Tenant - Locataires .....	27,350	22,735	4,615	10,410	6,895	7,295	2,750	4,950	3,205	9,195	10,000
Crowded households - Ménages encombrés .....	15,900	14,420	1,480	5,260	5,445	4,465	730	4,195	2,790	5,455	3,460
Owner - Propriétaires .....	8,585	7,985	600	1,975	3,370	2,795	445	3,030	1,880	2,860	815
Tenant - Locataires .....	7,315	6,435	880	3,285	2,075	1,670	285	1,165	910	2,595	2,645
Uncrowded households - Ménages non encombrés	62,530	51,890	10,640	13,515	14,625	22,360	12,030	24,935	8,705	17,225	11,665
Owner - Propriétaires .....	42,495	35,590	6,905	6,390	9,805	16,735	9,565	21,150	6,410	10,625	4,310
Tenant - Locataires .....	20,035	16,300	3,735	7,125	4,820	5,625	2,465	3,785	2,295	6,600	7,355
<b>Halifax</b>											
All households - Tous ménages .....	18,710	15,300	3,410	4,915	4,725	6,620	2,450	5,750	2,810	5,595	4,555
Owner - Propriétaires .....	8,785	7,390	1,395	1,485	2,185	3,695	1,420	3,545	1,615	2,445	1,180
Tenant - Locataires .....	9,925	7,910	2,015	3,430	2,540	2,925	1,030	2,205	1,195	3,150	3,375
Crowded households - Ménages encombrés .....	4,510	3,925	585	1,690	1,415	1,170	235	960	765	1,590	1,195
Owner - Propriétaires .....	1,285	1,170	115	315	515	385	--	295	365	490	135
Tenant - Locataires .....	3,225	2,755	470	1,375	900	785	165	665	400	1,100	1,060
Uncrowded households - Ménages non encombrés	14,200	11,375	2,825	3,225	3,310	5,450	2,215	4,790	2,045	4,005	3,360
Owner - Propriétaires .....	7,500	6,220	1,280	1,170	1,670	3,310	1,350	3,250	1,250	1,955	1,045
Tenant - Locataires .....	6,700	5,155	1,545	2,055	1,640	2,140	865	1,540	795	2,050	2,315
<b>Sydney</b>											
All households - Tous ménages .....	6,325	5,575	750	1,255	1,755	2,315	1,000	2,365	1,255	1,670	1,035
Owner - Propriétaires .....	4,350	3,830	520	590	1,180	1,745	835	1,985	950	995	420
Tenant - Locataires .....	1,975	1,745	230	665	575	570	165	380	305	675	615
Crowded households - Ménages encombrés .....	1,480	1,375	105	440	480	460	100	360	360	485	275
Owner - Propriétaires .....	860	805	--	200	300	295	--	240	270	255	--
Tenant - Locataires .....	620	570	--	240	180	165	--	120	--	230	180
Uncrowded households - Ménages non encombrés	4,845	4,200	645	815	1,275	1,855	900	2,005	895	1,185	760
Owner - Propriétaires .....	3,490	3,025	465	390	880	1,450	770	1,745	680	740	325
Tenant - Locataires .....	1,355	1,175	180	425	395	405	130	260	215	445	435
<b>NEW BRUNSWICK</b>											
All households - Tous ménages .....	114,010	100,635	13,375	26,505	27,095	40,770	19,640	45,245	16,875	32,340	19,350
Owner - Propriétaires .....	81,210	72,465	8,745	14,785	19,130	31,205	16,090	38,915	12,595	21,855	7,845
Tenant - Locataires .....	32,800	28,170	4,630	11,720	7,965	9,565	3,550	6,330	4,280	10,685	11,505
Crowded households - Ménages encombrés .....	24,130	22,995	1,135	6,815	8,180	7,840	1,295	7,655	4,555	7,590	4,330
Owner - Propriétaires .....	17,755	17,050	705	4,240	6,050	6,400	1,065	6,710	3,775	5,460	1,810
Tenant - Locataires .....	6,375	5,945	430	2,575	2,130	1,440	230	945	780	2,130	2,520

1. Up to June 1, 1951. - Jusqu'au 1<sup>er</sup> juin 1951.

TABLE 90. Crowded and uncrowded households by tenure showing sex and age of household head, and first year of occupancy by present head, for provinces, rural, urban, and cities of 30,000 population and over, 1951 - Continued

TABLEAU 90. Ménages encombrés et non encombrés selon le mode d'occupation, sexe et âge du chef et première année d'occupation par le chef actuel, provinces, régions rurales et urbaines, et cités de 30,000 et plus, 1951 - suite

Crowding and tenure Encombrement et mode d'occupation	Total	Sex of household head Sexe du chef de ménage		Age of household head Âge du chef de ménage				Year of occupancy Année d'occupation			
		Male Homme	Female Femme	Under 35 Moins de 35 ans	35-44	45-64	65 and over 65 ans et plus	Before 1941 Avant 1941	1941-45	1946-49	1950-51 <sup>1</sup>
<b>NEW BRUNSWICK - Con.-fin</b>											
Uncrowded households - Ménages non encombrés	89,880	77,640	12,240	19,690	18,915	32,930	18,345	37,590	12,320	24,950	15,020
Owner - Propriétaires	63,455	55,415	8,040	10,545	13,080	24,805	15,025	32,205	8,820	16,395	6,035
Tenant - Locataires	26,425	22,225	4,200	9,145	5,835	8,125	3,320	5,385	3,500	8,555	8,985
<b>Rural - Régions rurales</b>											
All households - Tous ménages	62,225	56,645	5,580	13,495	14,705	22,565	11,460	29,045	9,255	16,175	7,750
Owner - Propriétaires	54,710	49,820	4,890	10,385	12,780	20,885	10,660	27,920	8,460	13,790	4,540
Tenant - Locataires	7,515	6,825	690	3,110	1,925	1,680	800	1,125	795	2,385	3,210
Crowded households - Ménages encombrés	16,245	15,660	585	4,385	5,425	5,420	1,015	5,975	3,090	4,820	2,360
Owner - Propriétaires	14,080	13,595	485	3,385	4,705	5,060	930	5,740	2,925	4,110	1,305
Tenant - Locataires	2,165	2,065	100	1,000	720	360	--	235	165	710	1,055
Uncrowded households - Ménages non encombrés	45,980	40,985	4,995	9,110	9,280	17,145	10,445	23,070	6,165	11,355	5,390
Owner - Propriétaires	40,630	36,225	4,405	7,000	8,075	15,825	9,730	22,180	5,535	9,680	3,235
Tenant - Locataires	5,350	4,760	590	2,110	1,205	1,320	715	890	630	1,675	2,155
<b>Urban - Régions urbaines</b>											
All households - Tous ménages	51,785	43,990	7,795	13,010	12,390	18,205	8,180	16,200	7,620	16,365	11,600
Owner - Propriétaires	26,500	22,645	3,855	4,400	6,350	10,320	5,430	10,995	4,135	8,065	3,305
Tenant - Locataires	25,285	21,345	3,940	8,610	6,040	7,885	2,750	5,205	3,485	8,300	8,295
Crowded households - Ménages encombrés	7,885	7,335	550	2,430	2,755	2,420	280	1,680	1,465	2,770	1,970
Owner - Propriétaires	3,675	3,455	220	855	1,345	1,340	135	970	850	1,350	505
Tenant - Locataires	4,210	3,880	330	1,575	1,410	1,080	145	710	615	1,420	1,465
Uncrowded households - Ménages non encombrés	43,900	36,655	7,245	10,580	9,635	15,785	7,900	14,520	6,155	13,595	9,630
Owner - Propriétaires	22,825	19,190	3,635	3,545	5,005	8,980	5,295	10,025	3,285	6,715	2,800
Tenant - Locataires	21,075	17,465	3,610	7,035	4,630	6,805	2,605	4,495	2,870	6,880	6,830
<b>Saint John</b>											
All households - Tous ménages	13,180	10,465	2,715	3,220	2,805	4,840	2,315	4,445	1,975	3,670	3,090
Owner - Propriétaires	2,910	2,180	730	220	560	1,265	865	1,600	400	660	250
Tenant - Locataires	10,270	8,285	1,985	3,000	2,245	3,575	1,450	2,845	1,575	3,010	2,840
Crowded households - Ménages encombrés	1,810	1,640	170	585	520	615	--	495	290	565	460
Owner - Propriétaires	200	185	--	--	--	100	--	--	--	--	--
Tenant - Locataires	1,610	1,455	155	560	460	515	--	425	220	525	440
Uncrowded households - Ménages non encombrés	11,370	8,825	2,545	2,635	2,285	4,225	2,225	3,950	1,685	3,105	2,630
Owner - Propriétaires	2,710	1,995	715	195	500	1,165	850	1,530	330	620	230
Tenant - Locataires	8,660	6,830	1,830	2,440	1,785	3,060	1,375	2,420	1,355	2,485	2,400
<b>QUÉBEC</b>											
All households - Tous ménages	858,785	762,150	96,635	216,725	219,915	313,225	108,920	261,370	154,365	250,950	192,100
Owner - Propriétaires	416,960	379,790	37,170	74,985	106,065	171,160	64,750	164,105	70,355	124,175	58,325
Tenant - Locataires	441,825	382,360	59,465	141,740	113,850	142,065	44,170	97,265	84,010	126,775	133,775
Crowded households - Ménages encombrés	216,955	206,000	10,955	56,910	77,755	74,310	7,980	58,640	47,185	66,000	45,130
Owner - Propriétaires	105,050	101,375	3,675	20,175	38,750	41,840	4,285	37,040	20,855	33,835	13,320
Tenant - Locataires	111,905	104,625	7,280	36,735	39,005	32,470	3,695	21,600	26,330	32,165	31,810
Uncrowded households - Ménages non encombrés	641,830	556,150	85,680	159,815	142,160	238,915	100,940	202,730	107,180	184,950	146,970
Owner - Propriétaires	311,910	278,415	33,495	54,810	67,315	129,320	60,465	127,065	49,500	90,340	45,005
Tenant - Locataires	329,920	277,735	52,185	105,005	74,845	109,595	40,475	75,665	57,680	94,610	101,965
<b>Rural - Régions rurales</b>											
All households - Tous ménages	255,385	236,565	18,820	60,655	64,290	93,220	37,220	104,060	40,880	73,540	36,905
Owner - Propriétaires	215,435	199,945	15,490	44,210	54,830	84,155	32,240	99,015	36,440	59,505	20,475
Tenant - Locataires	39,950	36,620	3,330	16,445	9,460	9,065	4,980	5,045	4,440	14,035	16,430
Crowded households - Ménages encombrés	75,900	73,440	2,460	17,420	28,140	27,680	2,660	28,890	13,690	22,335	10,985
Owner - Propriétaires	64,310	62,220	2,090	12,665	24,090	25,115	2,440	27,775	12,320	18,265	5,950
Tenant - Locataires	11,590	11,220	370	4,755	4,050	2,565	220	1,115	1,370	4,070	5,035

1. Up to June 1, 1951. - Jusqu'au 1<sup>er</sup> juin 1951.

TABLE 90. Crowded and uncrowded households by tenure showing sex and age of household head, and first year of occupancy by present head, for provinces, rural, urban, and cities of 30,000 population and over, 1951 - Continued

TABLEAU 90. Ménages encombrés et non encombrés selon le mode d'occupation, sexe et âge du chef et première année d'occupation par le chef actuel, provinces, régions rurales et urbaines, et cités de 30,000 et plus, 1951 - suite

Crowding and tenure Encombrement et mode d'occupation	Total	Sex of household head — Sexe du chef de ménage		Age of household head — Âge du chef de ménage				Year of occupancy — Année d'occupation			
		Male — Homme	Female — Femme	Under 35 — Moins de 35 ans	35-44	45-64	65 and over — 65 ans et plus	Before 1941 — Avant 1941	1941-45	1946-49	1950-51 <sup>1</sup>
<b>QUÉBEC - Con.,-suite</b>											
<b>Rural - Con. - Régions rurales - fin</b>											
Uncrowded households - Ménages non encombrés	179,485	163,125	16,360	43,235	36,150	65,540	34,560	75,170	27,190	51,205	25,920
Owner - Propriétaires	151,125	137,725	13,400	31,545	30,740	59,040	29,800	71,240	24,120	41,240	14,525
Tenant - Locataires	28,360	25,400	2,960	11,690	5,410	6,500	4,760	3,930	3,070	9,965	11,395
<b>Urban - Régions urbaines</b>											
All households - Tous ménages	603,400	525,585	77,815	156,070	155,625	220,005	71,700	157,310	113,485	177,410	155,195
Owner - Propriétaires	201,525	179,845	21,680	30,775	51,235	87,005	32,510	65,090	33,915	64,670	37,850
Tenant - Locataires	401,875	345,740	56,135	125,295	104,390	133,000	39,190	92,220	79,570	112,740	117,345
Crowded households - Ménages encombrés	141,055	132,560	8,495	39,490	49,615	46,630	5,320	29,750	33,495	43,665	34,145
Owner - Propriétaires	40,740	39,155	1,585	7,510	14,660	16,725	1,845	9,265	8,535	15,570	7,370
Tenant - Locataires	100,315	93,405	6,910	31,980	34,955	29,905	3,475	20,485	24,960	28,095	26,775
Uncrowded households - Ménages non encombrés	462,345	393,025	69,320	116,580	106,010	173,375	66,380	127,560	79,990	133,745	121,050
Owner - Propriétaires	160,785	140,690	20,095	23,265	36,575	70,280	30,665	55,825	25,380	49,100	30,480
Tenant - Locataires	301,560	252,335	49,225	93,315	69,435	103,095	35,715	71,735	54,610	84,645	90,570
<b>Hull</b>											
All households - Tous ménages	9,325	8,335	990	3,020	2,305	3,050	950	2,550	1,585	2,935	2,255
Owner - Propriétaires	4,175	3,705	470	800	995	1,795	585	1,695	660	1,195	625
Tenant - Locataires	5,150	4,630	520	2,220	1,310	1,255	365	855	925	1,740	1,630
Crowded households - Ménages encombrés	3,105	2,945	160	1,040	975	940	150	645	705	1,035	720
Owner - Propriétaires	1,190	1,145	--	245	400	460	--	360	250	420	160
Tenant - Locataires	1,915	1,800	115	795	575	480	--	285	455	615	560
Uncrowded households - Ménages non encombrés	6,220	5,390	830	1,980	1,330	2,110	800	1,905	880	1,900	1,535
Owner - Propriétaires	2,985	2,560	425	555	595	1,335	500	1,335	410	775	465
Tenant - Locataires	3,235	2,830	405	1,425	735	775	300	570	470	1,125	1,070
<b>Montréal</b>											
All households - Tous ménages	247,485	206,745	40,740	56,570	62,035	98,125	30,755	72,040	50,955	63,710	60,780
Owner - Propriétaires	43,215	37,415	5,800	4,865	9,615	20,480	8,255	13,745	6,130	12,615	10,725
Tenant - Locataires	204,270	169,330	34,940	51,705	52,420	77,645	22,500	58,295	44,825	51,095	50,055
Crowded households - Ménages encombrés	51,940	47,445	4,495	13,015	17,630	18,775	2,520	13,640	14,230	13,160	10,910
Owner - Propriétaires	5,825	5,465	360	790	1,705	2,910	420	1,370	920	2,000	1,535
Tenant - Locataires	46,115	41,980	4,135	12,225	15,925	15,865	2,100	12,270	13,310	11,160	9,375
Uncrowded households - Ménages non encombrés	195,545	159,300	36,245	43,555	44,405	79,350	28,235	58,400	36,725	50,550	49,870
Owner - Propriétaires	37,390	31,950	5,440	4,075	7,910	17,570	7,835	12,375	5,210	10,615	9,190
Tenant - Locataires	158,155	127,350	30,805	39,480	36,495	61,780	20,400	46,025	31,515	39,935	40,680
<b>Outremont</b>											
All households - Tous ménages	7,420	6,210	1,210	765	1,580	3,810	1,265	2,740	1,535	1,575	1,570
Owner - Propriétaires	2,375	2,035	340	105	405	1,380	485	965	560	525	325
Tenant - Locataires	5,045	4,175	870	660	1,175	2,430	780	1,775	975	1,050	1,245
Crowded households - Ménages encombrés	370	345	--	--	155	140	--	--	--	105	115
Owner - Propriétaires	--	--	--	--	--	--	--	--	--	--	--
Tenant - Locataires	310	285	--	--	150	--	--	--	--	--	115
Uncrowded households - Ménages non encombrés	7,050	5,865	1,185	700	1,425	3,670	1,255	2,665	1,460	1,470	1,455
Owner - Propriétaires	2,315	1,975	340	105	400	1,330	480	950	550	490	325
Tenant - Locataires	4,735	3,890	845	595	1,025	2,340	775	1,715	910	980	1,130
<b>Québec</b>											
All households - Tous ménages	34,970	29,115	5,855	8,080	8,870	13,465	4,555	10,040	6,930	9,625	8,375
Owner - Propriétaires	8,540	7,225	1,315	880	1,880	4,150	1,630	3,560	1,475	2,215	1,290
Tenant - Locataires	26,430	21,890	4,540	7,200	6,990	9,315	2,925	6,480	5,455	7,410	7,085
Crowded households - Ménages encombrés	9,015	8,355	660	1,850	2,920	3,785	460	2,610	2,290	2,410	1,705
Owner - Propriétaires	2,070	1,945	125	220	590	1,135	125	655	505	610	300
Tenant - Locataires	6,945	6,410	535	1,630	2,330	2,650	335	1,955	1,785	1,800	1,405
Uncrowded households - Ménages non encombrés	25,955	20,760	5,195	6,230	5,950	9,680	4,095	7,430	4,640	7,215	6,670
Owner - Propriétaires	8,470	5,280	1,190	660	1,290	3,015	1,505	2,905	970	1,605	990
Tenant - Locataires	19,485	15,480	4,005	5,570	4,660	6,665	2,590	4,525	3,670	5,610	5,680

1. Up to June 1, 1951. - Jusqu'au 1<sup>er</sup> juin 1951.



TABLE 90. Crowded and uncrowded households by tenure showing sex and age of household head, and first year of occupancy by present head, for provinces, rural, urban, and cities of 30,000 population and over, 1951 - Continued

TABLEAU 90. Ménages encombrés et non encombrés selon le mode d'occupation, sexe et âge du chef et première année d'occupation par le chef actuel, provinces, régions rurales et urbaines, et cités de 30,000 et plus, 1951 - suite

Crowding and tenure Encombrement et mode d'occupation	Total	Sex of household head Sexe du chef de ménage		Age of household head Âge du chef de ménage				Year of occupancy Année d'occupation			
		Male Homme	Female Femme	Under 35 Moins de 35 ans	35-44	45-64	65 and over 65 ans et plus	Before 1941 Avant 1941	1941-45	1946-49	1950-51 <sup>1</sup>
<b>QUÉBEC - Con.-fin</b>											
<b>Sherbrooke</b>											
All households - Tous ménages	11,545	9,945	1,600	3,615	2,765	3,740	1,425	2,195	1,970	3,535	3,845
Owner - Propriétaires	3,785	3,335	450	610	975	1,595	605	1,070	580	1,265	870
Tenant - Locataires	7,760	6,610	1,150	3,005	1,790	2,145	820	1,125	1,390	2,270	2,975
Crowded households - Ménages encombrés	2,820	2,660	160	875	1,025	840	--	430	515	925	950
Owner - Propriétaires	915	865	--	140	370	360	--	195	165	320	235
Tenant - Locataires	1,905	1,795	110	735	655	480	--	235	350	605	715
Uncrowded households - Ménages non encombrés	8,725	7,285	1,440	2,740	1,740	2,900	1,345	1,765	1,455	2,610	2,895
Owner - Propriétaires	2,870	2,470	400	470	605	1,235	560	875	415	945	635
Tenant - Locataires	5,855	4,815	1,040	2,270	1,135	1,665	785	890	1,040	1,665	2,260
<b>Trois-Rivières</b>											
All households - Tous ménages	9,530	8,375	1,155	2,530	2,435	3,510	1,055	2,360	1,950	2,765	2,455
Owner - Propriétaires	2,670	2,335	335	380	610	1,215	465	955	415	770	530
Tenant - Locataires	6,860	6,040	820	2,150	1,825	2,295	590	1,405	1,535	1,995	1,925
Crowded households - Ménages encombrés	2,690	2,535	155	580	925	1,060	125	590	780	715	605
Owner - Propriétaires	750	715	--	130	215	355	--	180	125	265	180
Tenant - Locataires	1,940	1,820	120	450	710	705	--	410	655	450	425
Uncrowded households - Ménages non encombrés	6,840	5,840	1,000	1,950	1,510	2,450	930	1,770	1,170	2,050	1,850
Owner - Propriétaires	1,920	1,620	300	250	395	860	415	775	290	505	350
Tenant - Locataires	4,920	4,220	700	1,700	1,115	1,590	515	995	880	1,545	1,500
<b>Verdun</b>											
All households - Tous ménages	19,805	17,455	2,350	4,595	5,400	7,555	2,255	6,820	4,660	5,050	3,275
Owner - Propriétaires	3,130	2,665	465	385	710	1,475	560	980	550	1,115	485
Tenant - Locataires	16,675	14,790	1,885	4,210	4,690	6,080	1,695	5,840	4,110	3,935	2,790
Crowded households - Ménages encombrés	3,440	3,290	150	830	1,375	1,145	--	1,130	1,030	845	435
Owner - Propriétaires	255	235	--	--	--	125	--	--	--	--	--
Tenant - Locataires	3,185	3,055	130	800	1,285	1,020	--	1,080	955	750	400
Uncrowded households - Ménages non encombrés	16,365	14,165	2,200	3,765	4,025	6,410	2,165	5,690	3,630	4,205	2,840
Owner - Propriétaires	2,875	2,430	445	355	620	1,350	550	930	475	1,020	450
Tenant - Locataires	13,490	11,735	1,755	3,410	3,405	5,060	1,615	4,760	3,155	3,185	2,390
<b>ONTARIO</b>											
All households - Tous ménages	1,181,125	1,020,630	160,495	257,120	271,625	447,780	204,600	383,715	192,745	352,935	251,730
Owner - Propriétaires	821,335	718,150	103,185	132,485	185,300	339,665	163,885	320,225	137,015	240,055	124,040
Tenant - Locataires	359,790	302,480	57,310	124,635	86,325	108,115	40,715	63,490	55,730	112,880	127,690
Crowded households - Ménages encombrés	151,730	142,025	9,705	48,015	52,160	44,370	7,185	28,635	26,850	53,705	42,540
Owner - Propriétaires	86,845	82,045	4,800	20,930	31,200	29,720	4,995	20,820	16,900	32,885	16,240
Tenant - Locataires	64,885	59,980	4,905	27,085	20,960	14,650	2,190	7,815	9,950	20,820	26,300
Uncrowded households - Ménages non encombrés	1,029,395	878,605	150,790	209,105	219,465	403,410	197,415	355,080	165,895	299,230	209,190
Owner - Propriétaires	734,490	636,105	98,385	111,555	154,100	309,945	158,890	299,405	120,115	207,170	107,800
Tenant - Locataires	294,905	242,500	52,405	97,550	65,365	93,465	38,525	55,675	45,780	92,060	101,390
<b>Rural - Régions rurales</b>											
All households - Tous ménages	340,870	309,060	31,810	71,570	75,785	127,880	65,635	132,395	48,000	98,515	61,960
Owner - Propriétaires	272,800	246,245	26,555	43,825	58,820	111,680	58,475	123,675	40,380	76,280	32,465
Tenant - Locataires	68,070	62,815	5,255	27,745	16,965	16,200	7,160	8,720	7,620	22,235	29,495
Crowded households - Ménages encombrés	46,565	44,540	2,025	13,635	16,770	13,910	2,250	11,050	7,035	16,390	12,090
Owner - Propriétaires	32,380	31,060	1,320	7,875	11,765	11,085	1,855	9,790	5,615	11,915	5,060
Tenant - Locataires	14,185	13,480	705	5,960	5,005	2,825	395	1,260	1,420	4,475	7,030
Uncrowded households - Ménages non encombrés	294,305	264,520	29,785	57,935	59,015	113,970	63,385	121,345	40,965	82,125	49,870
Owner - Propriétaires	240,420	215,185	25,235	36,150	47,055	100,595	56,620	113,885	34,765	64,365	27,405
Tenant - Locataires	53,885	49,335	4,550	21,785	11,960	13,375	6,765	7,460	6,200	17,760	22,465
<b>Urban - Régions urbaines</b>											
All households - Tous ménages	840,255	711,570	128,685	185,550	195,840	319,900	138,965	251,320	144,745	254,420	189,770
Owner - Propriétaires	548,535	471,905	76,630	88,660	126,480	227,985	105,410	196,550	96,635	163,775	91,575
Tenant - Locataires	291,720	239,665	52,055	96,890	69,360	91,915	33,555	54,770	48,110	90,645	98,195

1. Up to June 1, 1951. - Jusqu'au 1<sup>er</sup> juin 1951.

TABLE 90. Crowded and uncrowded households by tenure showing sex and age of household head, and first year of occupancy by present head, for provinces, rural, urban, and cities of 30,000 population and over, 1951 - Continued

TABLEAU 90. Ménages encombrés et non encombrés selon le mode d'occupation, sexe et âge du chef et première année d'occupation par le chef actuel, provinces, régions rurales et urbaines, et cités de 30,000 et plus, 1951 - suite

Crowding and tenure Encombrement et mode d'occupation	Total	Sex of household head Sexe du chef de ménage		Age of household head Age du chef de ménage				Year of occupancy Année d'occupation			
		Male Homme	Female Femme	Under 35 Moins de 35 ans	35-44	45-64	65 and over 65 ans et plus	Before 1941 Avant 1941	1941-45	1946-49	1950-51 <sup>1</sup>
		<b>ONTARIO - Con. - suite</b>									
<b>Urban - Con. - Régions urbaines - fin</b>											
Crowded households - Ménages encombrés .....	105,165	97,485	7,680	34,380	35,390	30,460	4,935	17,585	19,815	37,315	30,450
Owner - Propriétaires .....	54,465	50,985	3,480	13,255	19,435	18,635	3,140	11,030	11,285	20,970	11,180
Tenant - Locataires .....	50,700	46,500	4,200	21,125	15,955	11,825	1,795	6,555	8,530	16,345	19,270
Uncrowded households - Ménages non encombrés .....	735,090	614,085	121,005	151,170	160,450	289,440	134,030	233,735	124,930	217,105	159,320
Owner - Propriétaires .....	494,070	420,920	73,150	75,405	107,045	209,350	102,270	185,520	85,350	142,805	80,395
Tenant - Locataires .....	241,020	193,165	47,855	75,765	53,405	80,090	31,760	48,215	39,580	74,300	78,925
<b>Brantford</b>											
All households - Tous ménages .....	10,375	8,545	1,830	2,295	2,250	3,805	2,025	3,335	1,635	2,940	2,465
Owner - Propriétaires .....	6,410	5,205	1,205	920	1,285	2,630	1,575	2,745	1,005	1,685	975
Tenant - Locataires .....	3,965	3,340	625	1,375	965	1,175	450	590	630	1,255	1,490
Crowded households - Ménages encombrés .....	885	845	--	335	295	215	--	130	150	305	300
Owner - Propriétaires .....	385	365	--	105	150	120	--	--	--	150	--
Tenant - Locataires .....	500	480	--	230	145	--	--	--	--	155	215
Uncrowded households - Ménages non encombrés .....	9,490	7,700	1,790	1,960	1,955	3,590	1,985	3,205	1,485	2,635	2,165
Owner - Propriétaires .....	6,025	4,840	1,185	815	1,135	2,510	1,565	2,685	915	1,535	890
Tenant - Locataires .....	3,465	2,860	605	1,145	820	1,080	420	520	570	1,100	1,275
<b>Fort William</b>											
All households - Tous ménages .....	9,300	8,200	1,100	2,205	2,160	3,630	1,305	2,520	1,700	3,015	2,065
Owner - Propriétaires .....	6,675	5,985	690	1,140	1,550	2,880	1,105	2,235	1,425	2,200	815
Tenant - Locataires .....	2,625	2,215	410	1,065	610	750	200	285	275	815	1,250
Crowded households - Ménages encombrés .....	1,350	1,225	125	370	450	440	--	260	265	485	340
Owner - Propriétaires .....	845	780	--	165	275	335	--	230	190	330	--
Tenant - Locataires .....	505	445	--	205	175	105	--	--	--	155	245
Uncrowded households - Ménages non encombrés .....	7,950	6,975	975	1,835	1,710	3,190	1,215	2,260	1,435	2,530	1,725
Owner - Propriétaires .....	5,830	5,205	625	975	1,275	2,545	1,035	2,005	1,235	1,870	720
Tenant - Locataires .....	2,120	1,770	350	860	435	645	180	255	200	660	1,005
<b>Hamilton</b>											
All households - Tous ménages .....	55,340	47,065	8,275	12,645	12,745	21,215	8,735	16,370	10,590	15,815	12,565
Owner - Propriétaires .....	36,090	31,405	4,685	6,100	8,295	15,450	6,245	12,600	7,310	10,080	6,100
Tenant - Locataires .....	19,250	15,660	3,590	6,545	4,450	5,765	2,490	3,770	3,280	5,735	6,465
Crowded households - Ménages encombrés .....	6,820	6,320	500	2,415	2,300	1,820	285	980	1,440	2,235	2,165
Owner - Propriétaires .....	3,540	3,355	185	900	1,300	1,145	195	580	865	1,195	900
Tenant - Locataires .....	3,280	2,965	315	1,515	1,000	675	--	400	575	1,040	1,265
Uncrowded households - Ménages non encombrés .....	48,520	40,745	7,775	10,230	10,445	19,395	8,450	15,390	9,150	13,580	10,400
Owner - Propriétaires .....	32,550	28,050	4,500	5,200	6,995	14,305	6,050	12,020	6,445	8,885	5,200
Tenant - Locataires .....	15,970	12,695	3,275	5,030	3,450	5,090	2,400	3,370	2,705	4,695	5,200
<b>Kingston</b>											
All households - Tous ménages .....	8,710	7,010	1,700	2,140	1,870	3,245	1,455	2,770	1,265	2,740	1,935
Owner - Propriétaires .....	4,115	3,305	810	550	835	1,820	910	1,655	605	1,280	575
Tenant - Locataires .....	4,595	3,705	890	1,590	1,035	1,425	545	1,115	660	1,460	1,360
Crowded households - Ménages encombrés .....	1,025	950	--	365	320	295	--	230	160	385	250
Owner - Propriétaires .....	270	240	--	--	130	--	--	--	--	125	--
Tenant - Locataires .....	755	710	--	330	190	205	--	155	120	260	220
Uncrowded households - Ménages non encombrés .....	7,685	6,060	1,625	1,775	1,550	2,950	1,410	2,540	1,105	2,355	1,685
Owner - Propriétaires .....	3,845	3,065	780	515	705	1,730	895	1,580	565	1,155	545
Tenant - Locataires .....	3,840	2,995	845	1,260	845	1,220	515	960	540	1,200	1,140
<b>Kitchener</b>											
All households - Tous ménages .....	11,570	9,865	1,705	2,685	2,755	4,315	1,815	3,515	1,950	3,255	2,850
Owner - Propriétaires .....	7,500	6,500	1,000	1,000	1,870	3,170	1,460	2,950	1,345	1,870	1,335
Tenant - Locataires .....	4,070	3,365	705	1,685	885	1,145	355	565	605	1,385	1,515
Crowded households - Ménages encombrés .....	1,425	1,305	120	490	470	360	105	225	275	535	390
Owner - Propriétaires .....	705	670	--	125	285	205	--	145	160	260	140
Tenant - Locataires .....	720	635	--	365	185	155	--	--	115	275	250

1. Up to June 1, 1951. - Jusqu'au 1<sup>er</sup> juin 1951.

TABLE 90. Crowded and uncrowded households by tenure showing sex and age of household head, and first year of occupancy by present head, for provinces, rural, urban, and cities of 30,000 population and over, 1951 - Continued

TABLEAU 90. Ménages encombrés et non encombrés selon le mode d'occupation, sexe et âge du chef et première année d'occupation par le chef actuel, provinces, régions rurales et urbaines, et cités de 30,000 et plus, 1951 - suite

Crowding and tenure Encombrement et mode d'occupation	Total	Sex of household head Sexe du chef de ménage		Age of household head Âge du chef de ménage			Year of occupancy Année d'occupation				
		Male Homme	Female Femme	Under 35 Moins de 35 ans	35-44	45-64	65 and over 65 ans et plus	Before 1941 Avant 1941	1941-45	1946-49	1950-51 <sup>1</sup>
		<b>ONTARIO - Con. - suite</b>									
<b>Kitchener - Con. - fin</b>											
Uncrowded households - Ménages non encombrés	10,145	8,560	1,585	2,195	2,285	3,955	1,710	3,290	1,675	2,720	2,460
Owner - Propriétaires	6,795	5,830	965	875	1,585	2,965	1,370	2,805	1,185	1,610	1,195
Tenant - Locataires	3,350	2,730	620	1,320	700	990	340	485	490	1,110	1,265
<b>London</b>											
All households - Tous ménages	26,385	21,455	4,930	6,345	5,690	9,515	4,835	8,180	4,175	7,770	6,260
Owner - Propriétaires	15,895	13,215	2,680	2,455	3,375	6,490	3,575	6,395	2,385	4,615	2,500
Tenant - Locataires	10,490	8,240	2,250	3,890	2,315	3,025	1,260	1,785	1,790	3,155	3,760
Crowded households - Ménages encombrés	2,710	2,480	230	1,020	805	785	100	390	500	970	850
Owner - Propriétaires	1,230	1,100	130	335	385	440	--	235	235	485	275
Tenant - Locataires	1,480	1,380	100	685	420	345	--	155	265	485	575
Uncrowded households - Ménages non encombrés	23,675	18,975	4,700	5,325	4,885	8,730	4,735	7,790	3,675	6,800	5,410
Owner - Propriétaires	14,665	12,115	2,550	2,120	2,990	6,050	3,505	6,160	2,150	4,130	2,225
Tenant - Locataires	9,010	6,860	2,150	3,205	1,895	2,680	1,230	1,630	1,525	2,670	3,185
<b>Oshawa</b>											
All households - Tous ménages	11,225	9,975	1,250	2,925	2,580	4,280	1,440	3,115	2,135	3,460	2,515
Owner - Propriétaires	8,245	7,425	820	1,705	1,905	3,460	1,175	2,675	1,660	2,460	1,450
Tenant - Locataires	2,980	2,550	430	1,220	675	820	265	440	475	1,000	1,065
Crowded households - Ménages encombrés	1,360	1,245	115	490	440	350	--	200	280	440	440
Owner - Propriétaires	795	740	--	240	265	220	--	135	200	250	210
Tenant - Locataires	565	505	--	250	175	130	--	--	--	190	230
Uncrowded households - Ménages non encombrés	9,865	8,730	1,135	2,435	2,140	3,930	1,360	2,915	1,855	3,020	2,075
Owner - Propriétaires	7,450	6,685	765	1,465	1,640	3,240	1,105	2,540	1,460	2,210	1,240
Tenant - Locataires	2,415	2,045	370	970	500	690	255	375	395	810	835
<b>Ottawa</b>											
All households - Tous ménages	48,965	39,345	9,620	10,505	11,800	19,050	7,610	15,865	7,210	14,725	11,165
Owner - Propriétaires	21,260	17,665	3,595	3,000	5,170	8,885	4,205	7,895	3,505	6,290	3,570
Tenant - Locataires	27,705	21,680	6,025	7,505	6,630	10,165	3,405	7,970	3,705	8,435	7,595
Crowded households - Ménages encombrés	6,955	6,295	660	2,005	2,370	2,215	365	1,730	1,165	2,455	1,605
Owner - Propriétaires	1,900	1,740	160	400	695	650	125	445	440	730	285
Tenant - Locataires	5,055	4,555	500	1,605	1,675	1,535	240	1,285	725	1,725	1,320
Uncrowded households - Ménages non encombrés	42,010	33,050	8,960	8,500	9,430	16,835	7,245	14,135	6,045	12,270	9,560
Owner - Propriétaires	19,360	15,925	3,435	2,600	4,475	8,205	4,080	7,450	3,065	5,560	3,285
Tenant - Locataires	22,650	17,125	5,525	5,900	4,955	8,630	3,165	6,685	2,980	6,710	6,275
<b>Peterborough</b>											
All households - Tous ménages	10,020	8,305	1,715	2,700	2,245	3,270	1,805	3,020	1,770	3,015	2,215
Owner - Propriétaires	6,370	5,335	1,035	1,335	1,435	2,295	1,305	2,205	1,175	1,965	1,025
Tenant - Locataires	3,650	2,970	680	1,365	810	975	500	815	595	1,050	1,190
Crowded households - Ménages encombrés	1,205	1,110	--	390	430	315	--	220	325	415	245
Owner - Propriétaires	665	625	--	180	250	180	--	120	200	265	--
Tenant - Locataires	540	485	--	210	180	135	--	100	125	150	165
Uncrowded households - Ménages non encombrés	8,815	7,195	1,620	2,310	1,815	2,955	1,735	2,800	1,445	2,600	1,970
Owner - Propriétaires	5,705	4,710	995	1,155	1,185	2,115	1,250	2,085	975	1,700	945
Tenant - Locataires	3,110	2,485	625	1,155	630	840	485	715	470	900	1,025
<b>Port Arthur</b>											
All households - Tous ménages	8,425	7,420	1,005	2,000	2,090	3,165	1,170	2,270	1,370	2,775	2,010
Owner - Propriétaires	6,275	5,680	595	1,205	1,545	2,600	925	2,055	1,195	2,080	945
Tenant - Locataires	2,150	1,740	410	795	545	565	245	215	175	695	1,065
Crowded households - Ménages encombrés	1,220	1,160	--	450	425	305	--	160	195	500	365
Owner - Propriétaires	775	760	--	240	305	210	--	140	180	345	110
Tenant - Locataires	445	400	--	210	120	--	--	--	--	155	255
Uncrowded households - Ménages non encombrés	7,205	6,260	945	1,550	1,665	2,860	1,130	2,110	1,175	2,275	1,645
Owner - Propriétaires	5,500	4,920	580	965	1,240	2,390	905	1,915	1,015	1,735	835
Tenant - Locataires	1,705	1,340	365	585	425	470	225	195	160	540	810

1. Up to June 1, 1951. - Jusqu'au 1<sup>er</sup> juin 1951.

TABLE 90. Crowded and uncrowded households by tenure showing sex and age of household head, and first year of occupancy by present head, for provinces, rural, urban, and cities of 30,000 population and over, 1951— Continued

TABLEAU 90. Ménages encombrés et non encombrés selon le mode d'occupation, sexe et âge du chef et première année d'occupation par le chef actuel, provinces, régions rurales et urbaines, et cités de 30,000 et plus, 1951 — suite

Crowding and tenure Encombrement et mode d'occupation	Total	Sex of household head — Sexe du chef de ménage		Age of household head — Âge du chef de ménage				Year of occupancy — Année d'occupation			
		Male — Homme	Female — Femme	Under 35 — Moins de 35 ans	35-44	45-64	65 and over — 65 ans et plus	Before 1941 — Avant 1941	1941-45	1946-49	1950-51 <sup>1</sup>
<b>ONTARIO— Con.—suite</b>											
<b>St. Catharines</b>											
All households — Tous ménages.....	10,380	8,765	1,615	2,310	2,495	3,985	1,590	3,230	2,140	2,790	2,220
Owner — Propriétaires .....	6,595	5,605	990	1,945	1,535	2,905	1,210	2,555	1,430	1,690	920
Tenant — Locataires.....	3,785	3,160	625	1,365	960	1,080	380	675	710	1,100	1,300
Crowded households — Ménages encombrés.....	1,055	1,000	--	370	385	270	--	140	285	335	295
Owner — Propriétaires .....	520	495	--	165	190	135	--	--	130	190	110
Tenant — Locataires.....	535	505	--	205	195	135	--	--	155	145	185
Uncrowded households — Ménages non encombrés	9,325	7,765	1,560	1,940	2,110	3,715	1,560	3,090	1,855	2,455	1,925
Owner — Propriétaires .....	6,075	5,110	965	1,780	1,345	2,770	1,180	2,465	1,300	1,500	810
Tenant — Locataires.....	3,250	2,655	595	1,160	765	945	380	625	555	955	1,115
<b>Sarnia</b>											
All households — Tous ménages.....	9,380	8,215	1,165	2,655	2,360	3,070	1,295	2,355	1,545	3,025	2,455
Owner — Propriétaires .....	6,620	5,805	815	1,395	1,715	2,420	1,090	2,070	1,250	2,060	1,240
Tenant — Locataires.....	2,760	2,410	350	1,260	645	650	205	285	295	965	1,215
Crowded households — Ménages encombrés.....	1,350	1,285	--	545	470	300	--	105	240	500	505
Owner — Propriétaires .....	785	750	--	215	320	215	--	--	185	325	190
Tenant — Locataires.....	565	535	--	330	150	--	--	--	--	175	315
Uncrowded households — Ménages non encombrés	8,030	6,930	1,100	2,110	1,890	2,770	1,260	2,250	1,305	2,525	1,950
Owner — Propriétaires .....	5,835	5,055	780	1,180	1,395	2,205	1,055	1,985	1,065	1,735	1,050
Tenant — Locataires.....	2,195	1,875	320	930	495	565	205	265	240	790	900
<b>Sault Ste. Marie</b>											
All households — Tous ménages.....	7,855	6,890	965	1,875	1,910	2,785	1,285	2,735	1,410	2,290	1,420
Owner — Propriétaires .....	5,330	4,675	655	805	1,300	2,170	1,055	2,345	1,040	1,340	605
Tenant — Locataires.....	2,525	2,215	310	1,070	610	615	230	390	370	950	815
Crowded households — Ménages encombrés.....	1,245	1,230	--	345	455	375	--	245	310	480	210
Owner — Propriétaires .....	790	780	--	150	300	285	--	205	205	280	100
Tenant — Locataires.....	455	450	--	195	155	--	--	--	105	200	110
Uncrowded households — Ménages non encombrés	6,610	5,660	950	1,530	1,455	2,410	1,215	2,490	1,100	1,810	1,210
Owner — Propriétaires .....	4,540	3,895	645	655	1,000	1,885	1,000	2,140	835	1,060	505
Tenant — Locataires.....	2,070	1,765	305	875	455	525	215	350	265	750	705
<b>Sudbury</b>											
All households — Tous ménages.....	9,450	8,550	900	2,920	3,000	2,935	595	1,955	1,550	3,245	2,700
Owner — Propriétaires .....	4,435	4,045	390	670	1,640	1,795	330	1,435	910	1,415	675
Tenant — Locataires.....	5,015	4,505	510	2,250	1,360	1,140	265	520	640	1,830	2,025
Crowded households — Ménages encombrés.....	3,180	2,985	195	1,120	1,080	875	105	525	535	1,235	885
Owner — Propriétaires .....	1,305	1,245	--	210	570	470	--	370	290	495	150
Tenant — Locataires.....	1,875	1,740	135	910	510	405	--	155	245	740	735
Uncrowded households — Ménages non encombrés	6,270	5,565	705	1,800	1,920	2,060	490	1,430	1,015	2,010	1,815
Owner — Propriétaires .....	3,130	2,800	330	460	1,070	1,325	275	1,065	620	920	525
Tenant — Locataires.....	3,140	2,765	375	1,340	850	735	215	365	395	1,090	1,290
<b>Toronto</b>											
All households — Tous ménages.....	157,175	124,160	33,015	22,255	30,935	71,420	32,565	60,440	30,465	38,975	27,295
Owner — Propriétaires .....	97,795	79,765	18,030	9,225	17,590	47,420	23,560	44,460	17,945	23,240	12,150
Tenant — Locataires.....	59,380	44,395	14,985	13,030	13,345	24,000	9,005	15,980	12,520	15,735	15,145
Crowded households — Ménages encombrés.....	20,615	18,355	2,260	5,410	6,230	7,425	1,550	4,105	3,970	6,465	6,075
Owner — Propriétaires .....	10,490	9,450	1,040	2,060	3,150	4,355	925	2,255	1,840	3,670	2,725
Tenant — Locataires.....	10,125	8,905	1,220	3,350	3,080	3,070	625	1,850	2,130	2,795	3,350
Uncrowded households — Ménages non encombrés	136,560	105,805	30,755	16,845	24,705	63,995	31,015	56,335	26,495	32,510	21,220
Owner — Propriétaires .....	87,305	70,315	16,990	7,165	14,440	43,065	22,635	42,205	16,105	19,570	9,425
Tenant — Locataires.....	49,255	35,490	13,765	9,680	10,265	20,930	8,380	14,130	10,390	12,940	11,795

1. Up to June 1, 1951. — Jusqu'au 1<sup>er</sup> juin 1951.

**TABLE 90. Crowded and uncrowded households by tenure showing sex and age of household head, and first year of occupancy by present head, for provinces, rural, urban, and cities of 30,000 population and over, 1951 - Continued**

**TABLEAU 90. Ménages encombrés et non encombrés selon le mode d'occupation, sexe et âge du chef et première année d'occupation par le chef actuel, provinces, régions rurales et urbaines, et cités de 30,000 et plus, 1951 - suite**

Crowding and tenure Encombrement et mode d'occupation	Total	Sex of household head Sexe du chef de ménage		Age of household head Age du chef de ménage				Year of occupancy Année d'occupation			
		Male Homme	Female Femme	Under 35 — Moins de 35 ans	35-44	45-64	65 and over — 65 ans et plus	Before 1941 — Avant 1941	1941-45	1946-49	1950-51 <sup>1</sup>
<b>ONTARIO - Con.-fin</b>											
<b>Windsor</b>											
All households - Tous ménages.....	31,815	27,360	4,455	7,750	6,635	13,600	3,830	8,850	6,910	9,230	6,825
Owner - Propriétaires .....	17,300	15,155	2,145	2,215	3,475	8,990	2,620	6,355	4,175	4,265	2,505
Tenant - Locataires .....	14,515	12,205	2,310	5,535	3,160	4,610	1,210	2,495	2,735	4,965	4,320
Crowded households - Ménages encombrés .....	4,295	4,035	260	1,500	1,360	1,320	115	715	1,060	1,440	1,080
Owner - Propriétaires .....	1,690	1,595	--	350	550	725	--	395	515	495	285
Tenant - Locataires .....	2,605	2,440	165	1,150	810	595	--	320	545	945	795
Uncrowded households - Ménages non encombrés .....	27,520	23,325	4,195	6,250	5,275	12,280	3,715	8,135	5,850	7,790	5,745
Owner - Propriétaires .....	15,610	13,560	2,050	1,865	2,925	8,265	2,555	5,960	3,660	3,770	2,220
Tenant - Locataires .....	11,910	9,765	2,145	4,385	2,350	4,015	1,160	2,175	2,190	4,020	3,525
<b>MANITOBA</b>											
All households - Tous ménages.....	202,400	178,860	23,540	45,415	46,535	75,325	35,125	59,140	34,735	67,920	40,605
Owner - Propriétaires .....	144,645	130,620	14,025	24,295	33,725	58,875	27,750	52,045	27,020	47,570	18,010
Tenant - Locataires .....	57,755	48,240	9,515	21,120	12,810	16,450	7,375	7,095	7,715	20,350	22,595
Crowded households - Ménages encombrés .....	39,675	37,365	2,310	10,880	13,070	13,245	2,480	9,960	8,030	13,690	7,995
Owner - Propriétaires .....	28,670	27,370	1,300	6,275	9,670	10,865	1,860	9,080	6,565	9,740	3,285
Tenant - Locataires .....	11,005	9,995	1,010	4,605	3,400	2,380	620	880	1,465	3,950	4,710
Uncrowded households - Ménages non encombrés .....	162,725	141,495	21,230	34,535	33,465	62,080	32,645	49,180	26,705	54,230	32,610
Owner - Propriétaires .....	115,975	103,250	12,725	18,020	24,055	48,010	25,890	42,965	20,455	37,830	14,725
Tenant - Locataires .....	46,750	38,245	8,505	16,515	9,410	14,070	6,755	6,215	6,250	16,400	17,885
<b>Rural - Régions rurales</b>											
All households - Tous ménages.....	83,690	76,580	7,110	17,530	19,395	31,895	14,870	31,690	15,600	25,545	10,855
Owner - Propriétaires .....	69,780	63,750	6,030	12,250	16,095	28,110	13,325	29,530	13,800	20,635	5,815
Tenant - Locataires .....	13,910	12,830	1,080	5,280	3,300	3,785	1,545	2,160	1,800	4,910	5,040
Crowded households - Ménages encombrés .....	22,440	21,520	920	5,335	7,480	8,180	1,445	7,895	4,970	6,830	2,745
Owner - Propriétaires .....	19,555	18,775	780	4,285	6,515	7,425	1,330	7,510	4,610	5,820	1,615
Tenant - Locataires .....	2,885	2,745	140	1,050	965	755	115	385	360	1,010	1,130
Uncrowded households - Ménages non encombrés .....	61,250	55,060	6,190	12,195	11,915	23,715	13,425	23,795	10,630	18,715	8,110
Owner - Propriétaires .....	50,225	44,975	5,250	7,965	9,580	20,685	11,995	22,020	9,190	14,815	4,200
Tenant - Locataires .....	11,025	10,085	940	4,230	2,335	3,030	1,430	1,775	1,440	3,900	3,910
<b>Urban - Régions urbaines</b>											
All households - Tous ménages.....	118,710	102,280	16,430	27,885	27,140	43,430	20,255	27,450	19,135	42,375	29,750
Owner - Propriétaires .....	74,865	66,870	7,995	12,045	17,630	30,765	14,425	22,515	13,220	26,935	12,195
Tenant - Locataires .....	43,845	35,410	8,435	15,840	9,510	12,665	5,830	4,935	5,915	15,440	17,555
Crowded households - Ménages encombrés .....	17,235	15,845	1,390	5,545	5,590	5,065	1,035	2,065	3,060	6,860	5,250
Owner - Propriétaires .....	9,115	8,595	520	1,990	3,155	3,440	530	1,570	1,955	3,920	1,670
Tenant - Locataires .....	8,120	7,250	870	3,555	2,435	1,625	505	495	1,105	2,940	3,580
Uncrowded households - Ménages non encombrés .....	101,475	86,435	15,040	22,340	21,550	38,365	19,220	25,385	16,075	35,515	24,500
Owner - Propriétaires .....	65,750	58,275	7,475	10,055	14,475	27,325	13,895	20,945	11,265	23,015	10,525
Tenant - Locataires .....	35,725	28,160	7,565	12,285	7,075	11,040	5,325	4,440	4,810	12,500	13,975
<b>Winnipeg</b>											
All households - Tous ménages.....	64,630	54,035	10,595	13,855	13,870	25,180	11,725	15,695	10,635	21,370	16,930
Owner - Propriétaires .....	34,280	30,105	4,175	4,055	7,365	15,505	7,355	11,860	6,255	10,925	5,240
Tenant - Locataires .....	30,350	23,930	6,420	9,800	6,505	9,675	4,370	3,835	4,380	10,445	11,690
Crowded households - Ménages encombrés .....	8,575	7,685	890	2,580	2,665	2,635	695	1,025	1,420	3,190	2,940
Owner - Propriétaires .....	3,215	2,975	240	455	1,010	1,435	315	655	630	1,300	630
Tenant - Locataires .....	5,360	4,710	650	2,125	1,655	1,200	380	370	790	1,890	2,310
Uncrowded households - Ménages non encombrés .....	56,055	46,350	9,705	11,275	11,205	22,545	11,030	14,670	9,215	18,180	13,990
Owner - Propriétaires .....	31,065	27,130	3,935	3,600	6,355	14,070	7,040	11,205	5,625	9,625	4,610
Tenant - Locataires .....	24,990	19,220	5,770	7,675	4,850	8,475	3,990	3,465	3,590	8,555	9,380

1. Up to June 1, 1951. - Jusqu'au 1<sup>er</sup> juin 1951.

TABLE 90. Crowded and uncrowded households by tenure showing sex and age of household head, and first year of occupancy by present head, for provinces, rural, urban, and cities of 30,000 population and over, 1951 - Continued

TABLEAU 90. Ménages encombrés et non encombrés selon le mode d'occupation, sexe et âge du chef et première année d'occupation par le chef actuel, provinces, régions rurales et urbaines, et cités de 30,000 et plus, 1951 - suite

Crowding and tenure Encombrement et mode d'occupation	Total	Sex of household head Sexe du chef de ménage		Age of household head Âge du chef de ménage				Year of occupancy Année d'occupation			
		Male Homme	Female Femme	Under 35 Moins de 35 ans	35-44	45-64	65 and over 65 ans et plus	Before 1941 Avant 1941	1941-45	1946-49	1950-51 <sup>1</sup>
		<b>SASKATCHEWAN</b>									
All households - Tous ménages .....	221,455	197,995	23,460	49,085	50,105	81,865	40,400	71,805	38,080	74,850	36,720
Owner - Propriétaires.....	164,300	149,190	15,610	25,255	32,535	67,000	34,350	64,270	30,565	52,875	17,000
Tenant - Locataires .....	56,655	48,805	7,850	22,220	13,520	14,365	6,050	7,535	7,515	21,975	19,630
Crowded households - Ménages encombrés.....	50,770	47,750	3,020	12,915	15,815	18,085	2,955	14,825	9,615	17,815	8,515
Owner - Propriétaires.....	38,285	36,370	1,915	7,725	12,865	15,190	2,505	13,650	7,930	12,850	3,855
Tenant - Locataires .....	12,485	11,380	1,105	5,190	3,950	2,895	450	1,175	1,685	4,965	4,660
Uncrowded households - Ménages non encombrés	170,685	150,245	20,440	36,170	33,290	63,780	37,445	56,980	28,465	57,035	28,205
Owner - Propriétaires.....	128,515	112,320	13,695	19,140	23,720	51,810	31,845	50,620	22,635	40,025	13,235
Tenant - Locataires .....	44,170	37,425	6,745	17,030	9,570	11,970	5,600	6,360	5,830	17,010	14,970
<b>Rural - Régions rurales</b>											
All households - Tous ménages .....	151,750	138,960	12,790	31,620	35,195	57,105	27,830	59,650	26,575	45,935	18,590
Owner - Propriétaires.....	121,430	111,070	10,360	19,605	27,170	49,450	25,205	54,340	22,400	35,070	9,620
Tenant - Locataires .....	30,320	27,890	2,430	12,015	8,025	7,655	2,625	5,310	4,175	11,865	8,970
Crowded households - Ménages encombrés.....	38,675	36,710	1,965	8,775	13,255	14,375	2,270	13,820	7,570	12,490	4,795
Owner - Propriétaires.....	31,760	30,215	1,545	6,200	10,750	12,740	2,070	12,875	6,570	9,705	2,610
Tenant - Locataires .....	6,915	6,495	420	2,575	2,505	1,635	200	945	1,000	2,785	2,185
Uncrowded households - Ménages non encombrés	113,075	102,250	10,825	22,845	21,940	42,730	25,560	45,830	19,005	34,445	13,795
Owner - Propriétaires.....	89,670	80,855	8,815	13,405	16,420	36,710	23,135	41,465	15,830	25,355	7,010
Tenant - Locataires .....	23,405	21,395	2,010	9,440	5,520	6,020	2,425	4,365	3,175	9,080	6,785
<b>Urban - Régions urbaines</b>											
All households - Tous ménages .....	69,705	59,035	10,670	17,465	14,910	24,760	12,570	12,155	11,505	27,915	18,130
Owner - Propriétaires.....	43,370	38,120	5,250	7,260	9,415	17,550	9,145	9,930	8,165	17,805	7,470
Tenant - Locataires .....	26,335	20,915	5,420	10,205	5,495	7,210	3,425	2,225	3,340	10,110	10,660
Crowded households - Ménages encombrés .....	12,095	11,040	1,055	4,140	3,560	3,710	685	1,005	2,045	5,325	3,720
Owner - Propriétaires.....	6,525	6,155	370	1,525	2,115	2,450	435	775	1,360	3,145	1,245
Tenant - Locataires .....	5,570	4,885	685	2,615	1,445	1,260	250	230	685	2,180	2,475
Uncrowded households - Ménages non encombrés	57,610	47,995	9,615	13,325	11,350	21,050	11,885	11,150	9,460	22,590	14,410
Owner - Propriétaires.....	36,845	31,965	4,880	5,735	7,300	15,100	8,710	9,155	6,805	14,660	6,225
Tenant - Locataires .....	20,765	16,030	4,735	7,590	4,050	5,950	3,175	1,995	2,655	7,930	8,185
<b>Regina</b>											
All households - Tous ménages .....	19,160	16,125	3,035	4,945	4,310	7,105	2,800	3,575	3,380	7,425	4,780
Owner - Propriétaires.....	11,060	9,720	1,340	1,925	2,535	4,670	1,930	2,650	2,060	4,410	1,340
Tenant - Locataires .....	8,100	6,405	1,695	3,020	1,775	2,435	870	925	1,320	3,015	2,840
Crowded households - Ménages encombrés.....	3,750	3,480	270	1,290	1,045	1,160	255	415	670	1,700	965
Owner - Propriétaires.....	1,830	1,745	--	395	575	690	170	265	360	870	335
Tenant - Locataires .....	1,920	1,735	185	895	470	470	--	150	310	830	630
Uncrowded households - Ménages non encombrés	15,410	12,645	2,765	3,655	3,265	5,945	2,545	3,160	2,710	5,725	3,815
Owner - Propriétaires.....	9,230	7,975	1,255	1,530	1,960	3,980	1,760	2,385	1,700	3,540	1,605
Tenant - Locataires .....	6,180	4,670	1,510	2,125	1,305	1,965	785	775	1,010	2,185	2,210
<b>Saskatoon</b>											
All households - Tous ménages .....	14,980	12,660	2,320	3,835	2,905	5,415	2,825	2,620	2,305	5,850	4,205
Owner - Propriétaires.....	9,585	8,550	1,035	1,675	1,900	3,960	2,050	2,230	1,615	3,850	1,890
Tenant - Locataires .....	5,395	4,110	1,285	2,160	1,005	1,455	775	390	690	2,000	2,315
Crowded households - Ménages encombrés.....	2,185	1,995	190	915	615	545	110	100	305	935	845
Owner - Propriétaires.....	1,190	1,140	--	395	355	380	--	--	220	560	330
Tenant - Locataires .....	995	855	140	520	260	165	--	--	--	375	515
Uncrowded households - Ménages non encombrés	12,795	10,665	2,130	2,920	2,290	4,870	2,715	2,520	2,000	4,915	3,360
Owner - Propriétaires.....	8,395	7,410	985	1,280	1,545	3,580	1,990	2,150	1,395	3,290	1,560
Tenant - Locataires .....	4,400	3,255	1,145	1,640	745	1,290	725	370	605	1,625	1,800

1. Up to June 1, 1951. - Jusqu'au 1<sup>er</sup> juin 1951.

TABLE 90. Crowded and uncrowded households by tenure showing sex and age of household head, and first year of occupancy by present head, for provinces, rural, urban, and cities of 30,000 population and over, 1951 - Continued

TABLEAU 90. Ménages encombrés et non encombrés selon le mode d'occupation, sexe et âge du chef et première année d'occupation par le chef actuel, provinces, régions rurales et urbaines, et cités de 30,000 et plus, 1951 - suite

Crowding and tenure Encombrement et mode d'occupation	Total	Sex of household head — Sexe du chef de ménage		Age of household head — Âge du chef de ménage				Year of occupancy — Année d'occupation			
		Male — Homme	Female — Femme	Under 35 — Moins de 35 ans	35-44	45-64	65 and over — 65 ans et plus	Before 1941 — Avant 1941	1941-45	1946-49	1950-51 <sup>1</sup>
		<b>ALBERTA</b>									
<b>All households — Tous ménages .....</b>	<b>250, 750</b>	<b>223, 390</b>	<b>27, 360</b>	<b>62, 450</b>	<b>57, 585</b>	<b>90, 945</b>	<b>39, 770</b>	<b>67, 030</b>	<b>38, 375</b>	<b>83, 530</b>	<b>61, 815</b>
Owner — Propriétaires .....	179, 055	162, 390	16, 665	32, 135	41, 335	72, 900	32, 685	59, 515	30, 990	60, 630	27, 920
Tenant — Locataires .....	71, 695	61, 000	10, 695	30, 315	16, 250	18, 045	7, 085	7, 515	7, 385	22, 900	33, 895
<b>Crowded households — Ménages encombrés .....</b>	<b>56, 300</b>	<b>53, 575</b>	<b>2, 725</b>	<b>17, 215</b>	<b>18, 540</b>	<b>17, 725</b>	<b>2, 820</b>	<b>12, 270</b>	<b>9, 060</b>	<b>19, 485</b>	<b>15, 485</b>
Owner — Propriétaires .....	38, 415	36, 840	1, 575	9, 035	13, 095	14, 055	2, 230	11, 080	7, 455	13, 870	6, 010
Tenant — Locataires .....	17, 885	16, 735	1, 150	8, 180	5, 445	3, 670	590	1, 190	1, 605	5, 615	9, 475
<b>Uncrowded households — Ménages non encombrés .....</b>	<b>194, 450</b>	<b>169, 815</b>	<b>24, 635</b>	<b>45, 235</b>	<b>39, 045</b>	<b>73, 220</b>	<b>36, 950</b>	<b>54, 760</b>	<b>29, 315</b>	<b>64, 045</b>	<b>46, 330</b>
Owner — Propriétaires .....	140, 640	125, 550	15, 090	23, 100	28, 240	58, 845	30, 455	48, 435	23, 535	46, 760	21, 910
Tenant — Locataires .....	53, 810	44, 265	9, 545	22, 135	10, 805	14, 375	6, 495	6, 325	5, 780	17, 285	24, 420
<b>Rural — Régions rurales</b>											
<b>All households — Tous ménages .....</b>	<b>125, 325</b>	<b>116, 250</b>	<b>9, 075</b>	<b>27, 695</b>	<b>29, 085</b>	<b>49, 010</b>	<b>19, 535</b>	<b>44, 335</b>	<b>21, 145</b>	<b>38, 895</b>	<b>20, 950</b>
Owner — Propriétaires .....	100, 395	93, 350	7, 045	17, 820	22, 740	42, 485	17, 350	40, 895	18, 260	30, 535	10, 705
Tenant — Locataires .....	24, 930	22, 900	2, 030	9, 875	6, 345	6, 525	2, 185	3, 440	2, 885	8, 360	10, 245
<b>Crowded households — Ménages encombrés .....</b>	<b>35, 145</b>	<b>33, 830</b>	<b>1, 315</b>	<b>9, 320</b>	<b>11, 770</b>	<b>12, 225</b>	<b>1, 830</b>	<b>10, 550</b>	<b>6, 425</b>	<b>11, 350</b>	<b>6, 820</b>
Owner — Propriétaires .....	27, 555	26, 555	1, 000	6, 310	9, 190	10, 465	1, 590	9, 855	5, 600	8, 840	3, 260
Tenant — Locataires .....	7, 590	7, 275	315	3, 010	2, 580	1, 760	240	695	825	2, 510	3, 560
<b>Uncrowded households — Ménages non encombrés .....</b>	<b>90, 180</b>	<b>82, 420</b>	<b>7, 760</b>	<b>18, 375</b>	<b>17, 315</b>	<b>36, 785</b>	<b>17, 705</b>	<b>33, 785</b>	<b>14, 720</b>	<b>27, 545</b>	<b>14, 130</b>
Owner — Propriétaires .....	72, 840	66, 795	6, 045	11, 510	13, 550	32, 020	15, 760	31, 040	12, 660	21, 695	7, 445
Tenant — Locataires .....	17, 340	15, 625	1, 715	6, 865	3, 765	4, 765	1, 945	2, 745	2, 060	5, 850	6, 685
<b>Urban — Régions urbaines</b>											
<b>All households — Tous ménages .....</b>	<b>125, 425</b>	<b>107, 140</b>	<b>18, 285</b>	<b>34, 755</b>	<b>28, 500</b>	<b>41, 935</b>	<b>20, 235</b>	<b>22, 695</b>	<b>17, 230</b>	<b>44, 635</b>	<b>40, 865</b>
Owner — Propriétaires .....	78, 660	69, 040	9, 620	14, 315	18, 595	30, 415	15, 335	18, 620	12, 730	30, 095	17, 215
Tenant — Locataires .....	46, 765	38, 100	8, 665	20, 440	9, 905	11, 520	4, 900	4, 075	4, 500	14, 540	23, 650
<b>Crowded households — Ménages encombrés .....</b>	<b>21, 155</b>	<b>19, 745</b>	<b>1, 410</b>	<b>7, 895</b>	<b>6, 770</b>	<b>5, 500</b>	<b>990</b>	<b>1, 720</b>	<b>2, 635</b>	<b>8, 135</b>	<b>8, 665</b>
Owner — Propriétaires .....	10, 860	10, 285	575	2, 725	3, 905	3, 590	640	1, 225	1, 855	5, 030	2, 750
Tenant — Locataires .....	10, 295	9, 460	835	5, 170	2, 865	1, 910	350	495	780	3, 105	5, 915
<b>Uncrowded households — Ménages non encombrés .....</b>	<b>104, 270</b>	<b>87, 395</b>	<b>16, 875</b>	<b>26, 860</b>	<b>21, 730</b>	<b>36, 435</b>	<b>19, 245</b>	<b>20, 975</b>	<b>14, 595</b>	<b>36, 500</b>	<b>32, 200</b>
Owner — Propriétaires .....	67, 800	58, 755	9, 045	11, 590	14, 690	26, 825	14, 695	17, 395	10, 875	25, 065	14, 465
Tenant — Locataires .....	36, 470	28, 640	7, 830	15, 270	7, 040	9, 610	4, 550	3, 580	3, 720	11, 435	17, 735
<b>Calgary</b>											
<b>All households — Tous ménages .....</b>	<b>37, 710</b>	<b>31, 265</b>	<b>6, 445</b>	<b>10, 055</b>	<b>8, 055</b>	<b>12, 900</b>	<b>6, 700</b>	<b>7, 940</b>	<b>4, 910</b>	<b>12, 555</b>	<b>12, 305</b>
Owner — Propriétaires .....	22, 240	19, 270	2, 970	3, 775	4, 955	8, 800	4, 710	5, 955	3, 280	7, 855	5, 150
Tenant — Locataires .....	15, 470	11, 995	3, 475	6, 280	3, 100	4, 100	1, 990	1, 985	1, 630	4, 700	7, 155
<b>Crowded households — Ménages encombrés .....</b>	<b>5, 080</b>	<b>4, 725</b>	<b>355</b>	<b>1, 985</b>	<b>1, 400</b>	<b>1, 365</b>	<b>330</b>	<b>565</b>	<b>645</b>	<b>1, 915</b>	<b>1, 955</b>
Owner — Propriétaires .....	2, 225	2, 110	115	530	715	790	190	285	380	995	565
Tenant — Locataires .....	2, 855	2, 615	240	1, 455	685	575	140	280	265	920	1, 390
<b>Uncrowded households — Ménages non encombrés .....</b>	<b>32, 630</b>	<b>26, 540</b>	<b>6, 090</b>	<b>8, 070</b>	<b>6, 655</b>	<b>11, 535</b>	<b>6, 370</b>	<b>7, 375</b>	<b>4, 285</b>	<b>10, 640</b>	<b>10, 350</b>
Owner — Propriétaires .....	20, 015	17, 160	2, 855	3, 245	4, 240	8, 010	4, 520	5, 670	2, 900	6, 860	4, 585
Tenant — Locataires .....	12, 615	9, 380	3, 235	4, 825	2, 415	3, 525	1, 850	1, 705	1, 365	3, 780	5, 765
<b>Edmonton</b>											
<b>All households — Tous ménages .....</b>	<b>42, 925</b>	<b>36, 725</b>	<b>6, 200</b>	<b>12, 810</b>	<b>10, 265</b>	<b>14, 035</b>	<b>5, 815</b>	<b>6, 670</b>	<b>5, 965</b>	<b>15, 065</b>	<b>15, 225</b>
Owner — Propriétaires .....	26, 325	23, 275	3, 050	5, 070	6, 780	10, 200	4, 275	5, 485	4, 275	10, 105	6, 460
Tenant — Locataires .....	16, 600	13, 450	3, 150	7, 740	3, 485	3, 835	1, 540	1, 185	1, 690	4, 960	8, 765
<b>Crowded households — Ménages encombrés .....</b>	<b>7, 165</b>	<b>6, 615</b>	<b>550</b>	<b>2, 710</b>	<b>2, 250</b>	<b>1, 870</b>	<b>335</b>	<b>480</b>	<b>895</b>	<b>2, 675</b>	<b>3, 115</b>
Owner — Propriétaires .....	3, 450	3, 260	190	805	1, 230	1, 205	210	365	580	1, 560	945
Tenant — Locataires .....	3, 715	3, 355	360	1, 905	1, 020	665	125	115	315	1, 115	2, 170
<b>Uncrowded households — Ménages non encombrés .....</b>	<b>35, 760</b>	<b>30, 110</b>	<b>5, 650</b>	<b>10, 100</b>	<b>8, 015</b>	<b>12, 165</b>	<b>5, 480</b>	<b>6, 190</b>	<b>5, 070</b>	<b>12, 390</b>	<b>12, 110</b>
Owner — Propriétaires .....	22, 875	20, 015	2, 860	4, 265	5, 550	8, 995	4, 065	5, 120	3, 695	8, 545	5, 515
Tenant — Locataires .....	12, 885	10, 095	2, 790	5, 835	2, 465	3, 170	1, 415	1, 070	1, 375	3, 845	6, 595

1. Up to June 1, 1951. — Jusqu'au 1<sup>er</sup> juin 1951.

**TABLE 90. Crowded and uncrowded households by tenure showing sex and age of household head, and first year of occupancy by present head, for provinces, rural, urban, and cities of 30,000 population and over, 1951 - Concluded**

**TABLEAU 90. Ménages encombrés et non encombrés selon le mode d'occupation, sexe et âge du chef et première année d'occupation par le chef actuel, provinces, régions rurales et urbaines, et cités de 30,000 et plus, 1951 - fin**

Crowding and tenure Encombrement et mode d'occupation	Total	Sex of household head Sexe du chef de ménage		Age of household head Âge du chef de ménage				Year of occupancy Année d'occupation			
		Male Homme	Female Femme	Under 35 Moins de 35 ans	35-44	45-64	65 and over 65 ans et plus	Before 1941 Avant 1941	1941-45	1946-49	1950-51 <sup>1</sup>
<b>BRITISH COLUMBIA</b>											
<b>All households - Tous ménages</b> .....	<b>337,780</b>	<b>292,580</b>	<b>45,200</b>	<b>73,675</b>	<b>76,615</b>	<b>118,925</b>	<b>68,565</b>	<b>67,110</b>	<b>49,835</b>	<b>123,075</b>	<b>95,760</b>
Owner - Propriétaires .....	235,160	208,020	27,140	37,455	52,930	90,855	53,920	58,205	39,775	92,705	44,475
Tenant - Locataires .....	102,620	84,560	18,060	36,220	23,685	28,070	14,645	8,905	10,060	32,370	51,285
<b>Crowded households - Ménages encombrés</b> .....	<b>48,100</b>	<b>44,965</b>	<b>3,135</b>	<b>15,340</b>	<b>16,685</b>	<b>13,625</b>	<b>2,450</b>	<b>5,875</b>	<b>6,565</b>	<b>18,795</b>	<b>16,865</b>
Owner - Propriétaires .....	29,220	27,680	1,540	7,155	10,740	9,545	1,780	4,885	4,970	13,310	6,055
Tenant - Locataires .....	18,880	17,285	1,595	8,185	5,945	4,080	670	990	1,595	5,485	10,810
<b>Uncrowded households - Ménages non encombrés</b> .....	<b>289,680</b>	<b>247,615</b>	<b>42,065</b>	<b>58,335</b>	<b>59,930</b>	<b>105,300</b>	<b>66,115</b>	<b>61,235</b>	<b>43,270</b>	<b>106,280</b>	<b>78,895</b>
Owner - Propriétaires .....	205,940	180,340	25,600	30,300	42,190	81,310	52,140	53,320	34,805	79,395	38,420
Tenant - Locataires .....	83,740	67,275	16,465	28,035	17,740	23,990	13,975	7,915	8,465	26,885	40,475
<b>Rural - Régions rurales</b>											
<b>All households - Tous ménages</b> .....	<b>105,765</b>	<b>96,100</b>	<b>9,665</b>	<b>23,265</b>	<b>23,730</b>	<b>37,985</b>	<b>20,785</b>	<b>21,840</b>	<b>14,960</b>	<b>39,860</b>	<b>29,105</b>
Owner - Propriétaires .....	76,605	69,465	7,140	12,315	16,440	30,405	17,445	19,585	12,705	30,825	13,490
Tenant - Locataires .....	29,160	26,635	2,525	10,950	7,290	7,580	3,340	2,255	2,255	9,035	15,615
<b>Crowded households - Ménages encombrés</b> .....	<b>22,940</b>	<b>21,775</b>	<b>1,165</b>	<b>7,275</b>	<b>8,000</b>	<b>6,605</b>	<b>1,060</b>	<b>3,620</b>	<b>2,805</b>	<b>8,605</b>	<b>7,910</b>
Owner - Propriétaires .....	15,385	14,645	740	3,870	5,525	5,130	860	3,230	2,365	6,625	3,165
Tenant - Locataires .....	7,555	7,130	425	3,405	2,475	1,475	200	390	440	1,980	4,745
<b>Uncrowded households - Ménages non encombrés</b> .....	<b>82,825</b>	<b>74,325</b>	<b>8,500</b>	<b>15,990</b>	<b>15,730</b>	<b>31,380</b>	<b>19,725</b>	<b>18,220</b>	<b>12,155</b>	<b>31,255</b>	<b>21,195</b>
Owner - Propriétaires .....	61,220	54,820	6,400	8,445	10,915	25,275	16,585	16,355	10,340	24,200	10,325
Tenant - Locataires .....	21,605	19,505	2,100	7,545	4,815	6,105	3,140	1,865	1,815	7,055	10,870
<b>Urban - Régions urbaines</b>											
<b>All households - Tous ménages</b> .....	<b>232,015</b>	<b>196,480</b>	<b>35,535</b>	<b>50,410</b>	<b>52,885</b>	<b>80,940</b>	<b>47,780</b>	<b>45,270</b>	<b>34,875</b>	<b>85,215</b>	<b>66,655</b>
Owner - Propriétaires .....	158,555	138,555	20,000	25,140	36,490	60,450	36,475	38,620	27,070	61,880	30,985
Tenant - Locataires .....	73,460	57,925	15,535	25,270	16,395	20,490	11,305	6,650	7,805	23,335	35,670
<b>Crowded households - Ménages encombrés</b> .....	<b>25,160</b>	<b>23,190</b>	<b>1,970</b>	<b>8,065</b>	<b>8,685</b>	<b>7,020</b>	<b>1,390</b>	<b>2,255</b>	<b>3,760</b>	<b>10,190</b>	<b>8,955</b>
Owner - Propriétaires .....	13,835	13,035	800	3,285	5,215	4,415	920	1,655	2,605	6,685	2,890
Tenant - Locataires .....	11,325	10,155	1,170	4,780	3,470	2,605	470	600	1,155	3,505	6,065
<b>Uncrowded households - Ménages non encombrés</b> .....	<b>206,855</b>	<b>173,290</b>	<b>33,565</b>	<b>42,345</b>	<b>44,200</b>	<b>73,920</b>	<b>46,390</b>	<b>43,015</b>	<b>31,115</b>	<b>75,025</b>	<b>57,700</b>
Owner - Propriétaires .....	144,720	125,520	19,200	21,855	31,275	56,035	35,555	36,965	24,465	55,195	28,095
Tenant - Locataires .....	62,135	47,770	14,365	20,490	12,925	17,885	10,835	6,050	6,650	19,830	29,605
<b>Vancouver</b>											
<b>All households - Tous ménages</b> .....	<b>101,330</b>	<b>82,760</b>	<b>18,570</b>	<b>20,585</b>	<b>22,410</b>	<b>37,195</b>	<b>21,140</b>	<b>21,465</b>	<b>15,810</b>	<b>34,960</b>	<b>29,095</b>
Owner - Propriétaires .....	63,885	54,990	8,895	9,095	14,315	25,755	14,720	17,200	11,320	23,395	11,970
Tenant - Locataires .....	37,445	27,770	9,675	11,490	8,095	11,440	6,420	4,265	4,490	11,565	17,125
<b>Crowded households - Ménages encombrés</b> .....	<b>10,020</b>	<b>8,935</b>	<b>1,085</b>	<b>3,120</b>	<b>3,270</b>	<b>2,935</b>	<b>695</b>	<b>1,025</b>	<b>1,595</b>	<b>3,585</b>	<b>3,815</b>
Owner - Propriétaires .....	4,760	4,400	360	1,110	1,670	1,595	385	630	965	2,115	1,050
Tenant - Locataires .....	5,260	4,535	725	2,010	1,600	1,340	310	395	630	1,470	2,765
<b>Uncrowded households - Ménages non encombrés</b> .....	<b>91,310</b>	<b>73,825</b>	<b>17,485</b>	<b>17,465</b>	<b>19,140</b>	<b>34,260</b>	<b>20,445</b>	<b>20,440</b>	<b>14,215</b>	<b>31,375</b>	<b>25,280</b>
Owner - Propriétaires .....	59,125	50,590	8,535	7,985	12,645	24,160	14,335	16,570	10,355	21,280	10,920
Tenant - Locataires .....	32,185	23,235	8,950	9,480	6,495	10,100	6,110	3,870	3,860	10,095	14,360
<b>Victoria</b>											
<b>All households - Tous ménages</b> .....	<b>15,790</b>	<b>12,330</b>	<b>3,460</b>	<b>3,300</b>	<b>2,620</b>	<b>5,360</b>	<b>4,510</b>	<b>3,385</b>	<b>2,025</b>	<b>5,190</b>	<b>5,190</b>
Owner - Propriétaires .....	9,195	7,475	1,720	1,180	1,425	3,485	3,105	2,765	1,550	3,220	1,660
Tenant - Locataires .....	6,595	4,855	1,740	2,120	1,195	1,875	1,405	620	475	1,970	3,530
<b>Crowded households - Ménages encombrés</b> .....	<b>1,345</b>	<b>1,190</b>	<b>155</b>	<b>535</b>	<b>315</b>	<b>370</b>	<b>125</b>	<b>150</b>	<b>160</b>	<b>520</b>	<b>515</b>
Owner - Propriétaires .....	595	510	--	130	155	225	--	105	100	280	110
Tenant - Locataires .....	750	680	--	405	160	145	--	--	--	240	405
<b>Uncrowded households - Ménages non encombrés</b> .....	<b>14,445</b>	<b>11,140</b>	<b>3,305</b>	<b>2,765</b>	<b>2,305</b>	<b>4,990</b>	<b>4,385</b>	<b>3,235</b>	<b>1,865</b>	<b>4,670</b>	<b>4,675</b>
Owner - Propriétaires .....	8,600	6,965	1,635	1,050	1,270	3,260	3,020	2,660	1,450	2,940	1,550
Tenant - Locataires .....	5,845	4,175	1,670	1,715	1,035	1,730	1,365	575	415	1,730	3,125

1. Up to June 1, 1951. - Jusqu'au 1<sup>er</sup> juin 1951.



**TABLE 91. Crowded and uncrowded tenant non-farm households showing monthly rent, for provinces, rural, urban, and cities of 30,000 population and over, 1951**

**TABLEAU 91. Ménages de locataires non agricoles encombrés et non encombrés et loyer mensuel, provinces, régions rurales et urbaines, et cités de 30,000 et plus, 1951**

Crowding — Encombrement	Total	Monthly rent — Loyer mensuel									
		No rent paid — Aucun loyer payé	\$1-14	\$15-19	\$20-24	\$25-29	\$30-39	\$40-49	\$50-59	\$60-69	\$70 +
		<b>CANADA</b>									
All households — Tous ménages .....	1, 110, 960	59, 675	87, 705	97, 330	125, 840	137, 540	205, 360	140, 285	94, 340	65, 835	97, 050
Crowded households — Ménages encombrés .....	243, 105	13, 025	27, 240	31, 530	37, 295	35, 360	44, 675	24, 100	12, 410	8, 200	9, 270
Uncrowded households — Ménages non encombrés .....	867, 855	46, 650	60, 465	65, 800	88, 545	102, 180	160, 685	116, 185	81, 930	57, 635	87, 780
<b>Rural — Régions rurales</b>											
All households — Tous ménages .....	165, 955	35, 285	47, 715	23, 090	17, 515	13, 865	13, 885	7, 665	3, 440	1, 740	1, 755
Crowded households — Ménages encombrés .....	41, 655	8, 790	13, 660	5, 950	4, 735	3, 335	3, 185	1, 240	450	130	180
Uncrowded households — Ménages non encombrés .....	124, 300	26, 495	34, 055	17, 140	12, 780	10, 530	10, 700	6, 425	2, 990	1, 610	1, 575
<b>Urban — Régions urbaines</b>											
All households — Tous ménages .....	945, 005	24, 390	39, 990	74, 240	108, 325	123, 675	191, 475	132, 620	90, 900	64, 095	95, 295
Crowded households — Ménages encombrés .....	201, 450	4, 235	13, 580	25, 580	32, 560	32, 025	41, 490	22, 860	11, 960	8, 070	9, 090
Uncrowded households — Ménages non encombrés .....	743, 555	20, 155	26, 410	48, 660	75, 765	91, 650	149, 985	109, 760	78, 940	56, 025	86, 205
<b>NEWFOUNDLAND</b>											
All households — Tous ménages .....	9, 340	1, 510	1, 890	1, 090	1, 130	930	1, 160	605	405	150	470
Crowded households — Ménages encombrés .....	3, 910	590	965	600	555	410	430	195	--	--	--
Uncrowded households — Ménages non encombrés .....	5, 430	920	925	490	575	520	730	410	310	130	420
<b>Rural — Régions rurales</b>											
All households — Tous ménages .....	1, 745	730	425	135	145	--	--	--	--	--	--
Crowded households — Ménages encombrés .....	520	220	175	--	--	--	--	--	--	--	--
Uncrowded households — Ménages non encombrés .....	1, 225	510	250	100	105	--	--	--	--	--	--
<b>Urban — Régions urbaines</b>											
All households — Tous ménages .....	7, 595	780	1, 465	955	985	850	1, 070	525	390	145	430
Crowded households — Ménages encombrés .....	3, 390	370	790	565	515	395	415	190	--	--	--
Uncrowded households — Ménages non encombrés .....	4, 205	410	675	390	470	455	655	335	305	125	385
<b>St. John's</b>											
All households — Tous ménages .....	4, 050	350	470	440	490	595	780	350	180	105	290
Crowded households — Ménages encombrés .....	1, 810	190	315	260	280	275	285	130	--	--	--
Uncrowded households — Ménages non encombrés .....	2, 240	160	155	180	210	320	495	220	140	--	265
<b>PRINCE EDWARD ISLAND</b>											
All households — Tous ménages .....	3, 780	405	445	305	415	370	515	605	320	275	125
Crowded households — Ménages encombrés .....	855	--	170	--	155	110	125	--	--	--	--
Uncrowded households — Ménages non encombrés .....	2, 925	315	275	230	260	260	390	555	285	230	125
<b>Rural — Régions rurales</b>											
All households — Tous ménages .....	1, 185	305	280	--	--	--	--	160	--	--	--
Crowded households — Ménages encombrés .....	245	--	--	--	--	--	--	--	--	--	--
Uncrowded households — Ménages non encombrés .....	940	235	190	--	--	--	--	155	--	--	--
<b>Urban — Régions urbaines</b>											
All households — Tous ménages .....	2, 595	100	165	250	345	315	435	445	270	180	--
Crowded households — Ménages encombrés .....	610	--	--	--	125	105	105	--	--	--	--
Uncrowded households — Ménages non encombrés .....	1, 985	--	--	185	220	210	330	400	245	140	--
<b>NOVA SCOTIA</b>											
All households — Tous ménages .....	34, 180	3, 265	5, 545	3, 865	4, 460	3, 500	4, 615	3, 310	2, 180	1, 545	1, 895
Crowded households — Ménages encombrés .....	8, 940	615	1, 995	1, 360	1, 300	1, 100	1, 265	645	305	200	155
Uncrowded households — Ménages non encombrés .....	25, 240	2, 650	3, 550	2, 505	3, 160	2, 400	3, 350	2, 665	1, 875	1, 345	1, 740

**TABLE 91. Crowded and uncrowded tenant non-farm households showing monthly rent, for provinces, rural, urban, and cities of 30,000 population and over, 1951 - Continued**

**TABLEAU 91. Ménages de locataires non agricoles encombrés et non encombrés et loyer mensuel, provinces, régions rurales et urbaines, et cités de 30,000 et plus, 1951 - suite**

Crowding — Encombrement	Total	Monthly rent Loyer mensuel									
		No rent paid — Aucun loyer payé	\$1-14	\$15-19	\$20-24	\$25-29	\$30-39	\$40-49	\$50-59	\$60-69	\$70+
		<b>NOVA SCOTIA - Con.-fin</b>									
<b>Rural - Régions rurales</b>											
All households - Tous ménages .....	6,855	1,905	2,215	830	670	405	310	210	145	--	--
Crowded households - Ménages encombrés .....	1,625	370	655	240	155	--	--	--	--	--	--
Uncrowded households - Ménages non encombrés .....	5,230	1,535	1,560	590	515	315	270	175	125	--	--
<b>Urban - Régions urbaines</b>											
All households - Tous ménages .....	27,325	1,360	3,330	3,035	3,790	3,095	4,305	3,100	2,035	1,470	1,805
Crowded households - Ménages encombrés .....	7,315	245	1,340	1,120	1,145	1,010	1,225	610	285	190	145
Uncrowded households - Ménages non encombrés .....	20,010	1,115	1,990	1,915	2,645	2,085	3,080	2,490	1,750	1,280	1,660
<b>Halifax</b>											
All households - Tous ménages .....	9,925	250	440	670	1,030	1,310	1,760	1,245	965	810	1,445
Crowded households - Ménages encombrés .....	3,225	--	235	355	445	605	730	410	170	120	110
Uncrowded households - Ménages non encombrés .....	6,700	205	205	315	585	705	1,030	835	795	690	1,335
<b>Sydney</b>											
All households - Tous ménages .....	1,975	--	115	220	360	280	290	235	170	165	--
Crowded households - Ménages encombrés .....	620	--	--	110	155	120	--	--	--	--	--
Uncrowded households - Ménages non encombrés .....	1,355	--	--	110	205	160	225	175	155	150	--
<b>NEW BRUNSWICK</b>											
All households - Tous ménages .....	31,715	2,310	5,220	4,260	4,240	3,895	4,760	3,435	1,825	1,070	700
Crowded households - Ménages encombrés .....	6,120	560	1,870	1,025	835	660	560	340	155	--	--
Uncrowded households - Ménages non encombrés .....	25,595	1,750	3,350	3,235	3,405	3,235	4,200	3,095	1,670	985	670
<b>Rural - Régions rurales</b>											
All households - Tous ménages .....	6,510	1,560	2,575	835	555	420	240	205	--	--	--
Crowded households - Ménages encombrés .....	1,925	460	960	235	135	--	--	--	--	--	--
Uncrowded households - Ménages non encombrés .....	4,585	1,100	1,615	600	420	355	205	185	--	--	--
<b>Urban - Régions urbaines</b>											
All households - Tous ménages .....	25,205	750	2,645	3,425	3,685	3,475	4,520	3,230	1,770	1,025	680
Crowded households - Ménages encombrés .....	4,195	100	910	790	700	595	525	320	145	--	--
Uncrowded households - Ménages non encombrés .....	21,010	650	1,735	2,635	2,985	2,880	3,995	2,910	1,625	945	650
<b>Saint John</b>											
All households - Tous ménages .....	10,270	105	1,085	1,830	1,640	1,635	1,615	1,045	685	405	225
Crowded households - Ménages encombrés .....	1,610	--	380	370	325	230	135	105	--	--	--
Uncrowded households - Ménages non encombrés .....	8,660	105	705	1,460	1,315	1,405	1,480	940	655	375	220
<b>QUÉBEC</b>											
All households - Tous ménages .....	436,995	12,220	24,815	45,380	63,965	65,275	82,455	45,825	32,220	24,445	40,395
Crowded households - Ménages encombrés .....	110,520	2,685	9,395	17,705	21,280	17,845	19,560	9,535	5,060	3,845	3,610
Uncrowded households - Ménages non encombrés .....	326,475	9,535	15,420	27,675	42,685	47,430	62,895	36,290	27,160	20,600	36,785
<b>Rural - Régions rurales</b>											
All households - Tous ménages .....	35,545	5,995	11,005	6,175	4,400	3,235	2,870	980	500	175	210
Crowded households - Ménages encombrés .....	10,350	1,380	3,560	1,855	1,425	925	870	230	--	--	--
Uncrowded households - Ménages non encombrés .....	25,195	4,615	7,445	4,320	2,975	2,310	2,000	750	415	170	195
<b>Urban - Régions urbaines</b>											
All households - Tous ménages .....	401,450	6,225	13,810	39,205	59,565	62,040	79,585	44,845	31,720	24,270	40,185
Crowded households - Ménages encombrés .....	100,170	1,305	5,835	15,850	19,855	16,920	18,690	9,305	4,975	3,840	3,595
Uncrowded households - Ménages non encombrés .....	301,280	4,920	7,975	23,355	39,710	45,120	60,895	35,540	26,745	20,430	36,590

**TABLE 91. Crowded and uncrowded tenant non-farm households showing monthly rent, for provinces, rural, urban, and cities of 30,000 population and over, 1951 - Continued**

**TABLEAU 91. Ménages de locataires non agricoles encombrés et non encombrés et loyer mensuel, provinces, régions rurales et urbaines, et cités de 30,000 et plus, 1951 - suite**

Crowding — Encombrement	Total	Monthly rent — Loyer mensuel									
		No rent paid — Aucun loyer payé	\$1-14	\$15-19	\$20-24	\$25-29	\$30-39	\$40-49	\$50-59	\$60-69	\$70 +
<b>QUÉBEC — Con.—fin</b>											
<b>Hull</b>											
All households — Tous ménages .....	5,150	125	245	700	905	725	1,095	540	330	235	250
Crowded households — Ménages encombrés .....	1,915	--	150	410	380	260	375	150	--	--	--
Uncrowded households — Ménages non encombrés .....	3,235	--	--	290	525	465	720	390	235	215	225
<b>Montréal</b>											
All households — Tous ménages .....	204,235	1,660	3,980	16,950	28,830	29,600	36,770	22,705	19,285	16,005	28,450
Crowded households — Ménages encombrés .....	46,105	345	1,840	6,915	9,025	7,540	7,665	4,335	2,965	2,620	2,855
Uncrowded households — Ménages non encombrés .....	158,130	1,315	2,140	10,035	19,805	22,060	29,105	18,370	16,320	13,385	25,595
<b>Outremont</b>											
All households — Tous ménages .....	5,040	130	--	--	--	--	305	700	795	910	2,045
Crowded households — Ménages encombrés .....	305	--	--	--	--	--	--	--	--	--	--
Uncrowded households — Ménages non encombrés .....	4,735	125	--	--	--	--	265	650	765	845	1,955
<b>Québec</b>											
All households — Tous ménages .....	26,425	230	565	2,230	3,365	3,840	5,775	3,570	2,505	1,875	2,470
Crowded households — Ménages encombrés .....	6,945	--	290	960	1,490	1,155	1,505	725	395	200	160
Uncrowded households — Ménages non encombrés .....	19,480	165	275	1,270	1,875	2,685	4,270	2,845	2,110	1,675	2,310
<b>Sherbrooke</b>											
All households — Tous ménages .....	7,760	145	260	725	1,075	1,335	1,955	1,175	605	270	215
Crowded households — Ménages encombrés .....	1,905	--	115	275	305	355	425	230	130	--	--
Uncrowded households — Ménages non encombrés .....	5,855	120	145	450	770	980	1,530	945	475	235	205
<b>Trois-Rivières</b>											
All households — Tous ménages .....	6,860	--	245	1,030	1,470	1,345	1,555	530	330	205	--
Crowded households — Ménages encombrés .....	1,940	--	120	470	525	340	345	--	--	--	--
Uncrowded households — Ménages non encombrés .....	4,920	--	125	560	945	1,005	1,210	440	305	195	--
<b>Verdun</b>											
All households — Tous ménages .....	16,675	--	--	840	2,765	3,790	4,460	2,060	1,305	1,045	280
Crowded households — Ménages encombrés .....	3,185	--	--	265	750	740	680	275	155	235	--
Uncrowded households — Ménages non encombrés .....	13,490	--	--	575	2,015	3,050	3,780	1,785	1,150	810	240
<b>ONTARIO</b>											
All households — Tous ménages .....	340,875	17,550	21,945	21,425	28,195	36,920	63,910	52,485	35,765	25,040	37,640
Crowded households — Ménages encombrés .....	61,725	3,055	5,685	5,345	7,085	8,605	12,855	8,305	4,310	2,600	3,880
Uncrowded households — Ménages non encombrés .....	279,150	14,495	16,260	16,080	21,110	28,315	51,055	44,180	31,455	22,440	33,760
<b>Rural — Régions rurales</b>											
All households — Tous ménages .....	49,925	9,200	12,240	6,045	5,310	4,900	5,235	3,540	1,650	875	930
Crowded households — Ménages encombrés .....	11,175	1,985	3,145	1,370	1,395	1,205	1,115	585	205	--	100
Uncrowded households — Ménages non encombrés .....	38,750	7,215	9,095	4,675	3,915	3,695	4,120	2,955	1,445	805	830
<b>Urban — Régions urbaines</b>											
All households — Tous ménages .....	290,950	8,350	9,705	15,380	22,885	32,020	58,675	48,945	34,115	24,165	36,710
Crowded households — Ménages encombrés .....	50,550	1,070	2,540	3,975	5,690	7,400	11,740	7,720	4,105	2,530	3,780
Uncrowded households — Ménages non encombrés .....	240,400	7,280	7,165	11,405	17,195	24,620	46,935	41,225	30,010	21,635	32,930
<b>Brantford</b>											
All households — Tous ménages .....	3,965	--	100	225	490	600	1,070	515	395	270	210
Crowded households — Ménages encombrés .....	500	--	--	--	--	--	170	--	--	--	--
Uncrowded households — Ménages non encombrés .....	3,465	--	--	190	490	540	900	470	375	240	195

**TABLE 91. Crowded and uncrowded tenant non-farm households showing monthly rent, for provinces, rural, urban, and cities of 30,000 population and over, 1951 - Continued**

**TABLEAU 91. Ménages de locataires non agricoles encombrés et non encombrés et loyer mensuel, provinces, régions rurales et urbaines, et cités de 30,000 et plus, 1951 - suite**

Crowding — Encombrement	Total	Monthly rent — Loyer mensuel									
		No rent paid — Aucun loyer payé	\$1-14	\$15-19	\$20-24	\$25-29	\$30-39	\$40-49	\$50-59	\$60-69	\$70+
<b>ONTARIO— Con.—suite</b>											
<b>Fort William</b>											
All households — Tous ménages .....	2,625	--	--	125	215	455	660	455	345	160	--
Crowded households — Ménages encombrés .....	505	--	--	--	--	125	125	--	--	--	--
Uncrowded households — Ménages non encombrés .....	2,120	--	--	105	135	330	535	370	325	150	--
<b>Hamilton</b>											
All households — Tous ménages .....	19,245	310	215	725	1,335	2,220	4,085	3,985	2,610	1,780	1,980
Crowded households — Ménages encombrés .....	3,280	--	--	205	260	565	880	540	295	185	245
Uncrowded households — Ménages non encombrés .....	15,965	265	155	520	1,075	1,655	3,205	3,445	2,315	1,595	1,735
<b>Kingston</b>											
All households — Tous ménages .....	4,595	280	--	290	440	560	720	705	635	345	545
Crowded households — Ménages encombrés .....	755	--	--	--	110	140	140	--	--	--	--
Uncrowded households — Ménages non encombrés .....	3,840	255	--	215	330	420	580	615	565	310	500
<b>Kitchener</b>											
All households — Tous ménages .....	4,070	--	100	120	180	370	1,030	910	475	425	370
Crowded households — Ménages encombrés .....	720	--	--	--	--	--	245	160	--	--	--
Uncrowded households — Ménages non encombrés .....	3,350	--	--	--	145	280	785	750	450	395	310
<b>London</b>											
All households — Tous ménages .....	10,490	200	195	390	760	820	1,710	1,925	1,565	1,465	1,460
Crowded households — Ménages encombrés .....	1,480	--	--	100	185	175	275	225	165	135	170
Uncrowded households — Ménages non encombrés .....	9,010	195	150	290	575	645	1,435	1,700	1,400	1,330	1,290
<b>Oshawa</b>											
All households — Tous ménages .....	2,950	--	--	190	275	315	635	585	430	215	165
Crowded households — Ménages encombrés .....	550	--	--	--	--	--	125	--	--	--	--
Uncrowded households — Ménages non encombrés .....	2,400	--	--	120	220	250	510	490	360	200	140
<b>Ottawa</b>											
All households — Tous ménages .....	27,650	560	270	780	1,290	2,145	5,200	4,715	4,115	2,940	5,635
Crowded households — Ménages encombrés .....	5,030	--	125	380	525	705	1,370	765	470	280	315
Uncrowded households — Ménages non encombrés .....	22,620	465	145	400	765	1,440	3,830	3,950	3,645	2,660	5,320
<b>Peterborough</b>											
All households — Tous ménages .....	3,650	--	105	250	335	520	1,110	575	355	200	125
Crowded households — Ménages encombrés .....	540	--	--	--	--	110	140	--	--	--	--
Uncrowded households — Ménages non encombrés .....	3,110	--	--	160	260	410	970	525	325	195	120
<b>Port Arthur</b>											
All households — Tous ménages .....	2,150	--	--	110	210	225	565	435	250	125	100
Crowded households — Ménages encombrés .....	445	--	--	--	--	--	150	--	--	--	--
Uncrowded households — Ménages non encombrés .....	1,705	--	--	--	170	150	415	385	210	115	--
<b>St. Catharines</b>											
All households — Tous ménages .....	3,785	--	--	100	175	680	890	690	555	355	250
Crowded households — Ménages encombrés .....	535	--	--	--	--	220	135	--	--	--	--
Uncrowded households — Ménages non encombrés .....	3,250	--	--	--	165	460	755	630	500	340	240
<b>Sarnia</b>											
All households — Tous ménages .....	2,760	120	--	--	105	295	750	490	345	280	240
Crowded households — Ménages encombrés .....	565	--	--	--	--	--	185	100	--	--	--
Uncrowded households — Ménages non encombrés .....	2,195	105	--	--	--	230	565	390	285	250	200
<b>Sault Ste. Marie</b>											
All households — Tous ménages .....	2,510	--	--	155	200	335	565	555	300	180	115
Crowded households — Ménages encombrés .....	455	--	--	--	--	--	165	--	--	--	--
Uncrowded households — Ménages non encombrés .....	2,055	--	--	105	130	250	400	515	275	175	115

TABLE 91. Crowded and uncrowded tenant non-farm households showing monthly rent, for provinces, rural, urban, and cities of 30,000 population and over, 1951 - Continued

TABLEAU 91. Ménages de locataires non agricoles encombrés et non encombrés et loyer mensuel, provinces, régions rurales et urbaines, et cités de 30,000 et plus, 1951 - suite

Crowding - Encombrement	Total	Monthly rent - Loyer mensuel									
		No rent paid - Aucun loyer payé	\$1-14	\$15-19	\$20-24	\$25-29	\$30-39	\$40-49	\$50-59	\$60-69	\$70+
<b>ONTARIO - Con.-fin</b>											
<b>Sudbury</b>											
All households - Tous ménages .....	5,015	100	--	--	280	405	930	925	900	660	725
Crowded households - Ménages encombrés .....	1,875	--	--	--	165	250	445	400	260	150	115
Uncrowded households - Ménages non encombrés .....	3,140	--	--	--	115	155	485	525	640	510	610
<b>Toronto</b>											
All households - Tous ménages .....	59,375	1,160	200	870	2,265	3,880	8,740	11,180	9,460	7,595	14,025
Crowded households - Ménages encombrés .....	10,125	170	--	235	715	1,005	1,940	2,005	1,285	955	1,775
Uncrowded households - Ménages non encombrés .....	49,250	990	160	635	1,550	2,875	6,800	9,175	8,175	6,640	12,250
<b>Windsor</b>											
All households - Tous ménages .....	14,510	295	150	390	920	2,030	4,060	3,030	1,900	1,030	705
Crowded households - Ménages encombrés .....	2,605	--	--	100	235	535	760	475	230	110	105
Uncrowded households - Ménages non encombrés .....	11,905	270	120	290	685	1,495	3,300	2,555	1,670	920	600
<b>MANITOBA</b>											
All households - Tous ménages .....	52,400	3,623	4,350	3,810	5,035	5,355	10,125	7,845	5,265	3,515	3,455
Crowded households - Ménages encombrés .....	9,760	830	1,075	1,045	1,355	1,380	2,000	960	530	350	235
Uncrowded households - Ménages non encombrés .....	42,640	2,795	3,275	2,765	3,700	3,975	8,125	6,885	4,735	3,165	3,220
<b>Rural - Régions rurales</b>											
All households - Tous ménages .....	8,670	2,160	2,750	1,095	730	420	395	600	275	150	--
Crowded households - Ménages encombrés .....	1,685	500	680	245	120	--	--	--	--	--	--
Uncrowded households - Ménages non encombrés .....	6,985	1,660	2,090	850	610	360	360	550	260	150	--
<b>Urban - Régions urbaines</b>											
All households - Tous ménages .....	43,730	1,465	1,600	2,715	4,325	4,935	9,730	7,245	4,990	3,365	3,360
Crowded households - Ménages encombrés .....	8,075	330	415	800	1,235	1,320	1,965	910	515	350	235
Uncrowded households - Ménages non encombrés .....	35,655	1,135	1,185	1,915	3,090	3,615	7,765	6,335	4,475	3,015	3,125
<b>Winnipeg</b>											
All Households - Tous ménages .....	30,350	710	705	1,750	2,925	3,085	6,275	5,540	4,075	2,610	2,675
Crowded households - Ménages encombrés .....	5,360	150	175	520	875	850	1,270	665	405	255	195
Uncrowded households - Ménages non encombrés .....	24,990	560	530	1,230	2,050	2,235	5,005	4,875	3,670	2,355	2,480
<b>SASKATCHEWAN</b>											
All households - Tous ménages .....	41,925	5,093	7,770	5,115	4,215	4,295	7,590	4,075	2,220	880	670
Crowded households - Ménages encombrés .....	9,160	1,105	2,030	1,470	1,070	1,080	1,535	515	195	--	--
Uncrowded households - Ménages non encombrés .....	32,765	3,990	5,740	3,645	3,145	3,215	6,055	3,560	2,025	790	600
<b>Rural - Régions rurales</b>											
All households - Tous ménages .....	15,605	4,100	5,875	2,470	1,440	805	680	130	--	--	--
Crowded households - Ménages encombrés .....	3,595	960	1,465	595	290	110	155	--	--	--	--
Uncrowded households - Ménages non encombrés .....	12,010	3,140	4,410	1,875	1,150	695	525	115	--	--	--
<b>Urban - Régions urbaines</b>											
All households - Tous ménages .....	26,320	995	1,895	2,645	2,775	3,490	6,910	3,945	2,160	850	655
Crowded households - Ménages encombrés .....	5,565	145	565	875	780	970	1,380	500	195	--	--
Uncrowded households - Ménages non encombrés .....	20,755	850	1,330	1,770	1,995	2,520	5,530	3,445	1,965	765	585
<b>Regina</b>											
All households - Tous ménages .....	8,100	130	330	750	685	985	2,335	1,355	815	370	345
Crowded households - Ménages encombrés .....	1,920	--	125	305	210	315	550	225	--	--	--
Uncrowded households - Ménages non encombrés .....	6,180	105	205	445	475	670	1,785	1,130	725	335	305

**TABLE 91. Crowded and uncrowded tenant non-farm households showing monthly rent, for provinces, rural, urban, and cities of 30,000 population and over, 1951 - Concluded**

**TABLEAU 91. Ménages de locataires non agricoles encombrés et non encombrés et loyer mensuel, provinces, régions rurales et urbaines, et cités de 30,000 et plus, 1951 - fin**

Crowding — Encombrement	Total	Monthly rent — Loyer mensuel									
		No rent paid — Aucun loyer payé	\$1-14	\$15-19	\$20-24	\$25-29	\$30-39	\$40-49	\$50-59	\$60-69	\$70+
<b>SASKATCHEWAN - Con.-fin</b>											
<b>Saskatoon</b>											
All households - Tous ménages .....	5,395	150	335	375	595	665	1,365	880	580	250	200
Crowded households - Ménages encombrés .....	995	--	--	--	150	175	310	--	--	--	--
Uncrowded households - Ménages non encombrés .....	4,400	140	260	280	445	490	1,055	810	540	210	170
<b>ALBERTA</b>											
All households - Tous ménages .....	60,420	4,975	6,310	5,405	5,575	6,115	11,490	7,275	5,115	3,240	4,920
Crowded households - Ménages encombrés .....	14,210	1,340	1,925	1,415	1,630	1,825	2,745	1,415	705	450	760
Uncrowded households - Ménages non encombrés .....	46,210	3,635	4,385	3,990	3,945	4,290	8,745	5,860	4,410	2,790	4,160
<b>Rural - Régions rurales</b>											
All households - Tous ménages .....	13,750	3,355	4,285	2,235	1,220	1,010	1,020	405	110	--	--
Crowded households - Ménages encombrés .....	3,925	1,075	1,345	595	400	210	215	--	--	--	--
Uncrowded households - Ménages non encombrés .....	9,825	2,280	2,940	1,640	820	800	805	335	100	--	--
<b>Urban - Régions urbaines</b>											
All households - Tous ménages .....	46,670	1,620	2,025	3,170	4,355	5,105	10,470	6,870	5,005	3,165	4,885
Crowded households - Ménages encombrés .....	10,285	265	580	820	1,230	1,615	2,530	1,345	695	450	755
Uncrowded households - Ménages non encombrés .....	36,385	1,355	1,445	2,350	3,125	3,490	7,940	5,525	4,310	2,715	4,130
<b>Calgary</b>											
All households - Tous ménages .....	15,460	370	480	1,060	1,500	1,690	3,170	2,320	1,865	1,150	1,855
Crowded households - Ménages encombrés .....	2,855	--	--	230	370	550	650	355	180	150	220
Uncrowded households - Ménages non encombrés .....	12,605	300	400	830	1,130	1,140	2,520	1,965	1,685	1,000	1,635
<b>Edmonton</b>											
All households - Tous ménages .....	16,585	255	395	740	1,245	1,595	3,785	2,475	1,950	1,520	2,625
Crowded households - Ménages encombrés .....	3,710	--	160	175	310	470	1,060	535	305	230	415
Uncrowded households - Ménages non encombrés .....	12,875	205	235	565	935	1,125	2,725	1,940	1,645	1,290	2,210
<b>BRITISH COLUMBIA</b>											
All households - Tous ménages .....	99,330	8,720	9,415	6,675	8,590	10,885	18,740	14,825	9,025	5,675	6,780
Crowded households - Ménages encombrés .....	17,905	2,155	2,130	1,490	2,030	2,345	3,600	2,140	1,020	515	480
Uncrowded households - Ménages non encombrés .....	81,425	6,565	7,285	5,185	6,560	8,540	15,140	12,685	8,005	5,160	6,300
<b>Rural - Régions rurales</b>											
All households - Tous ménages .....	26,165	5,975	6,065	3,215	2,975	2,535	2,965	1,355	580	215	285
Crowded households - Ménages encombrés .....	6,610	1,770	1,605	770	745	650	685	225	--	--	--
Uncrowded households - Ménages non encombrés .....	19,555	4,205	4,460	2,445	2,230	1,885	2,280	1,130	495	185	240
<b>Urban - Régions urbaines</b>											
All households - Tous ménages .....	73,165	2,745	3,350	3,460	5,615	8,350	15,775	13,470	8,445	5,460	6,495
Crowded households - Ménages encombrés .....	11,295	385	525	720	1,285	1,695	2,915	1,915	935	485	435
Uncrowded households - Ménages non encombrés .....	61,870	2,360	2,825	2,740	4,330	6,655	12,860	11,555	7,510	4,975	6,060
<b>Vancouver</b>											
All households - Tous ménages .....	37,435	975	1,365	1,365	2,350	3,545	7,510	7,465	4,970	3,435	4,455
Crowded households - Ménages encombrés .....	5,260	165	150	265	470	700	1,330	1,050	530	310	290
Uncrowded households - Ménages non encombrés .....	32,175	810	1,215	1,100	1,880	2,845	6,180	6,415	4,440	3,125	4,165
<b>Victoria</b>											
All households - Tous ménages .....	6,595	140	145	190	475	665	1,480	1,300	905	555	740
Crowded households - Ménages encombrés .....	750	--	--	--	--	125	230	190	--	--	--
Uncrowded households - Ménages non encombrés .....	5,845	125	135	185	410	540	1,250	1,110	840	535	715

**TABLE 92. Crowded and uncrowded owner non-farm households showing the number with and without mortgages, for provinces, rural, urban, and cities of 30,000 population and over, 1951**

**TABLEAU 92. Ménages de propriétaires non agricoles encombrés et non encombrés et nombre de ménages hypothéqués et non hypothéqués, provinces, régions rurales et urbaines, et cités de 30,000 et plus, 1951**

Crowding — Encombrement	Total	Households reporting: — Ménages:		
		No mortgage — Non hypothéqués	First mortgage only — Première hypothèque seulement	First and second mortgages — Première et deuxième hypothèques
<b>CANADA</b>				
All households — Tous ménages .....	1,654,045	1,137,040	478,740	38,265
Crowded households — Ménages encombrés .....	252,030	173,755	71,510	6,765
Uncrowded households — Ménages non encombrés .....	1,402,015	963,285	407,230	31,500
<b>Rural — Régions rurales</b>				
All households — Tous ménages .....	458,520	399,055	57,620	1,845
Crowded households — Ménages encombrés .....	99,330	87,385	11,585	360
Uncrowded households — Ménages non encombrés .....	359,190	311,670	46,035	1,485
<b>Urban — Régions urbaines</b>				
All households — Tous ménages .....	1,195,525	737,985	421,120	36,420
Crowded households — Ménages encombrés .....	152,700	86,370	59,925	6,405
Uncrowded households — Ménages non encombrés .....	1,042,825	651,615	361,195	30,015
<b>NEWFOUNDLAND</b>				
All households — Tous ménages .....	58,125	56,155	1,920	--
Crowded households — Ménages encombrés .....	18,015	17,595	400	--
Uncrowded households — Ménages non encombrés .....	40,110	38,560	1,520	--
<b>Rural — Régions rurales</b>				
All households — Tous ménages .....	36,610	36,560	--	--
Crowded households — Ménages encombrés .....	11,610	11,590	--	--
Uncrowded households — Ménages non encombrés .....	25,000	24,970	--	--
<b>Urban — Régions urbaines</b>				
All households — Tous ménages .....	21,515	19,595	1,870	--
Crowded households — Ménages encombrés .....	6,405	6,005	380	--
Uncrowded households — Ménages non encombrés .....	15,110	13,590	1,490	--
<b>St. John's</b>				
All households — Tous ménages .....	6,510	5,010	1,475	--
Crowded households — Ménages encombrés .....	1,155	855	295	--
Uncrowded households — Ménages non encombrés .....	5,355	4,155	1,180	--
<b>PRINCE EDWARD ISLAND</b>				
All households — Tous ménages .....	7,975	6,220	1,735	--
Crowded households — Ménages encombrés .....	1,335	975	350	--
Uncrowded households — Ménages non encombrés .....	6,640	5,245	1,385	--
<b>Rural — Régions rurales</b>				
All households — Tous ménages .....	5,045	4,160	875	--
Crowded households — Ménages encombrés .....	985	755	230	--
Uncrowded households — Ménages non encombrés .....	4,060	3,405	645	--
<b>Urban — Régions urbaines</b>				
All households — Tous ménages .....	2,930	2,060	860	--
Crowded households — Ménages encombrés .....	350	220	120	--
Uncrowded households — Ménages non encombrés .....	2,580	1,840	740	--
<b>NOVA SCOTIA</b>				
All households — Tous ménages .....	89,115	72,680	15,955	480
Crowded households — Ménages encombrés .....	15,540	12,730	2,675	135
Uncrowded households — Ménages non encombrés .....	73,575	59,950	13,280	345

**TABLE 92. Crowded and uncrowded owner non-farm households showing the number with and without mortgages, for provinces, rural, urban, and cities of 30,000 population and over, 1951 - Continued**

**TABLEAU 92. Ménages de propriétaires non agricoles encombrés et non encombrés et nombre de ménages hypothéqués et non hypothéqués, provinces, régions rurales et urbaines, et cités de 30,000 et plus, 1951 - suite**

Crowding — Encombrement	Total	Households reporting: — Ménages:		
		No mortgage — Non hypothéqués	First mortgage only — Première hypothèque seulement	First and second mortgages — Première et deuxième hypothèques
<b>NOVA SCOTIA - Con. - fin</b>				
<b>Rural - Régions rurales</b>				
All households - Tous ménages .....	38,520	35,735	2,735	--
Crowded households - Ménages encombrés .....	7,005	6,625	375	--
Uncrowded households - Ménages non encombrés .....	31,515	29,110	2,360	--
<b>Urban - Régions urbaines</b>				
All households - Tous ménages .....	50,595	36,945	13,220	430
Crowded households - Ménages encombrés .....	8,535	6,105	2,300	130
Uncrowded households - Ménages non encombrés .....	42,060	30,840	10,920	300
<b>Halifax</b>				
All households - Tous ménages .....	8,785	4,050	4,595	140
Crowded households - Ménages encombrés .....	1,285	335	925	--
Uncrowded households - Ménages non encombrés .....	7,500	3,715	3,970	115
<b>Sydney</b>				
All households - Tous ménages .....	4,350	2,890	1,420	--
Crowded households - Ménages encombrés .....	860	550	290	--
Uncrowded households - Ménages non encombrés .....	3,490	2,340	1,130	--
<b>NEW BRUNSWICK</b>				
All households - Tous ménages .....	53,595	45,090	8,360	145
Crowded households - Ménages encombrés .....	10,855	9,545	1,285	--
Uncrowded households - Ménages non encombrés .....	42,740	35,545	7,075	120
<b>Rural - Régions rurales</b>				
All households - Tous ménages .....	27,850	25,625	2,210	--
Crowded households - Ménages encombrés .....	7,285	6,850	430	--
Uncrowded households - Ménages non encombrés .....	20,565	18,775	1,780	--
<b>Urban - Régions urbaines</b>				
All households - Tous ménages .....	25,745	19,465	6,150	130
Crowded households - Ménages encombrés .....	3,570	2,695	855	--
Uncrowded households - Ménages non encombrés .....	22,175	16,770	5,295	110
<b>Saint John</b>				
All households - Tous ménages .....	2,845	2,285	540	--
Crowded households - Ménages encombrés .....	200	150	--	--
Uncrowded households - Ménages non encombrés .....	2,645	2,135	495	--
<b>QUÉBEC</b>				
All households - Tous ménages .....	288,575	194,430	90,630	3,495
Crowded households - Ménages encombrés .....	63,195	41,000	21,300	895
Uncrowded households - Ménages non encombrés .....	225,380	153,430	69,350	2,600
<b>Rural - Régions rurales</b>				
All households - Tous ménages .....	89,915	74,810	14,710	395
Crowded households - Ménages encombrés .....	23,105	18,640	4,350	115
Uncrowded households - Ménages non encombrés .....	66,810	56,170	10,360	280
<b>Urban - Régions urbaines</b>				
All households - Tous ménages .....	198,660	119,620	75,940	3,100
Crowded households - Ménages encombrés .....	40,090	22,360	16,950	780
Uncrowded households - Ménages non encombrés .....	158,570	97,260	58,990	2,320



TABLE 92. Crowded and uncrowded owner non-farm households showing the number with and without mortgages, for provinces, rural, urban, and cities of 30,000 population and over, 1951 - Continued

TABLEAU 92. Ménages de propriétaires non agricoles encombrés et non encombrés et nombre de ménages hypothéqués et non hypothéqués, provinces, régions rurales et urbaines, et cités de 30,000 et plus, 1951 - suite

Crowding — Encombrement	Total	Households reporting: — Ménages:		
		No mortgage — Non hypothéqués	First mortgage only — Première hypothèque seulement	First and second mortgages — Première et deuxième hypothèques
<b>QUÉBEC — Con.—fin</b>				
<b>Hull</b>				
All households — Tous ménages .....	4,160	2,925	1,215	--
Crowded households — Ménages encombrés .....	1,190	740	435	--
Uncrowded households — Ménages non encombrés .....	2,970	2,185	780	--
<b>Montréal</b>				
All households — Tous ménages .....	43,000	20,230	21,400	1,370
Crowded households — Ménages encombrés .....	5,790	2,350	3,175	265
Uncrowded households — Ménages non encombrés .....	37,210	17,880	18,225	1,105
<b>Outremont</b>				
All households — Tous ménages .....	2,375	1,535	805	--
Crowded households — Ménages encombrés .....	--	--	--	--
Uncrowded households — Ménages non encombrés .....	2,315	1,485	795	--
<b>Québec</b>				
All households — Tous ménages .....	8,505	5,165	3,170	170
Crowded households — Ménages encombrés .....	2,060	1,135	870	--
Uncrowded households — Ménages non encombrés .....	6,445	4,030	2,300	115
<b>Sherbrooke</b>				
All households — Tous ménages .....	3,725	1,935	1,750	--
Crowded households — Ménages encombrés .....	905	390	505	--
Uncrowded households — Ménages non encombrés .....	2,820	1,545	1,245	--
<b>Trois-Rivières</b>				
All households — Tous ménages .....	2,665	1,610	1,025	--
Crowded households — Ménages encombrés .....	745	390	340	--
Uncrowded households — Ménages non encombrés .....	1,920	1,220	685	--
<b>Verdun</b>				
All households — Tous ménages .....	3,130	1,415	1,645	--
Crowded households — Ménages encombrés .....	255	120	120	--
Uncrowded households — Ménages non encombrés .....	2,875	1,295	1,525	--
<b>ONTARIO</b>				
All households — Tous ménages .....	668,625	400,670	238,090	29,865
Crowded households — Ménages encombrés .....	72,055	38,015	29,085	4,955
Uncrowded households — Ménages non encombrés .....	596,570	362,655	209,005	24,910
<b>Rural — Régions rurales</b>				
All households — Tous ménages .....	123,990	96,735	26,130	1,125
Crowded households — Ménages encombrés .....	17,895	13,970	3,750	175
Uncrowded households — Ménages non encombrés .....	106,095	82,765	22,380	950
<b>Urban — Régions urbaines</b>				
All households — Tous ménages .....	544,635	303,935	211,960	28,740
Crowded households — Ménages encombrés .....	54,160	24,045	25,335	4,780
Uncrowded households — Ménages non encombrés .....	490,475	279,890	186,625	23,960
<b>Brantford</b>				
All households — Tous ménages .....	6,405	4,005	2,315	--
Crowded households — Ménages encombrés .....	385	155	230	--
Uncrowded households — Ménages non encombrés .....	6,020	3,850	2,085	--

**TABLE 92. Crowded and uncrowded owner non-farm households showing the number with and without mortgages, for provinces, rural, urban, and cities of 30,000 population and over, 1951 - Continued**

**TABLEAU 92. Ménages de propriétaires non agricoles encombrés et non encombrés et nombre de ménages hypothéqués et non hypothéqués, provinces, régions rurales et urbaines, et cités de 30,000 et plus, 1951 - suite**

Crowding — Encombrement	Total	Households reporting: — Ménages:		
		No mortgage — Non hypothéqués	First mortgage only — Première hypothèque seulement	First and second mortgages — Première et deuxième hypothèques
<b>ONTARIO - Con. - suite</b>				
<b>Fort William</b>				
All households - Tous ménages .....	6,675	4,845	1,740	--
Crowded households - Ménages encombrés .....	845	555	285	--
Uncrowded households - Ménages non encombrés .....	5,830	4,290	1,455	--
<b>Hamilton</b>				
All households - Tous ménages .....	36,055	18,545	15,705	1,805
Crowded households - Ménages encombrés .....	3,540	1,180	2,035	325
Uncrowded households - Ménages non encombrés .....	32,515	17,365	13,670	1,480
<b>Kingston</b>				
All households - Tous ménages .....	4,100	2,435	1,580	--
Crowded households - Ménages encombrés .....	270	140	125	--
Uncrowded households - Ménages non encombrés .....	3,830	2,295	1,455	--
<b>Kitchener</b>				
All households - Tous ménages .....	7,485	3,980	3,285	220
Crowded households - Ménages encombrés .....	700	240	420	--
Uncrowded households - Ménages non encombrés .....	6,785	3,740	2,865	180
<b>London</b>				
All households - Tous ménages .....	15,895	8,980	6,440	475
Crowded households - Ménages encombrés .....	1,230	410	780	--
Uncrowded households - Ménages non encombrés .....	14,665	8,570	5,660	435
<b>Oshawa</b>				
All households - Tous ménages .....	8,150	4,815	3,155	180
Crowded households - Ménages encombrés .....	790	365	390	--
Uncrowded households - Ménages non encombrés .....	7,360	4,450	2,765	145
<b>Ottawa</b>				
All households - Tous ménages .....	21,065	10,135	9,945	985
Crowded households - Ménages encombrés .....	1,875	820	990	--
Uncrowded households - Ménages non encombrés .....	19,190	9,315	8,955	920
<b>Peterborough</b>				
All households - Tous ménages .....	6,370	3,245	2,875	250
Crowded households - Ménages encombrés .....	665	270	370	--
Uncrowded households - Ménages non encombrés .....	5,705	2,975	2,505	225
<b>Port Arthur</b>				
All households - Tous ménages .....	6,275	4,215	2,010	--
Crowded households - Ménages encombrés .....	775	475	295	--
Uncrowded households - Ménages non encombrés .....	5,500	3,740	1,715	--
<b>St. Catharines</b>				
All households - Tous ménages .....	6,590	3,905	2,500	185
Crowded households - Ménages encombrés .....	520	165	330	--
Uncrowded households - Ménages non encombrés .....	6,070	3,740	2,170	160
<b>Sarnia</b>				
All households - Tous ménages .....	6,565	3,460	3,045	--
Crowded households - Ménages encombrés .....	780	325	420	--
Uncrowded households - Ménages non encombrés .....	5,785	3,135	2,625	--
<b>Sault Ste. Marie</b>				
All households - Tous ménages .....	5,315	3,875	1,410	--
Crowded households - Ménages encombrés .....	785	495	285	--
Uncrowded households - Ménages non encombrés .....	4,530	3,380	1,125	--

TABLE 92. Crowded and uncrowded owner non-farm households showing the number with and without mortgages, for provinces, rural, urban, and cities of 30,000 population and over, 1951 - Continued

TABLEAU 92. Ménages de propriétaires non agricoles encombrés et non encombrés et nombre de ménages hypothéqués et non hypothéqués, provinces, régions rurales et urbaines, et cités de 30,000 et plus, 1951 - suite

Crowding — Encombrement	Total	Households reporting: — Ménages:		
		No mortgage — Non hypothéqués	First mortgage only — Première hypothèque seulement	First and second mortgages — Première et deuxième hypothèques
<b>ONTARIO — Con.—fin</b>				
<b>Sudbury</b>				
All households — Tous ménages.....	4,435	2,575	1,705	155
Crowded households — Ménages encombrés .....	1,305	700	555	--
Uncrowded households — Ménages non encombrés.....	3,130	1,875	1,150	105
<b>Toronto</b>				
All households — Tous ménages.....	97,730	48,725	40,930	8,075
Crowded households — Ménages encombrés .....	10,475	3,275	5,230	1,970
Uncrowded households — Ménages non encombrés.....	87,255	45,450	35,700	6,105
<b>Windsor</b>				
All households — Tous ménages.....	17,290	10,735	6,280	275
Crowded households — Ménages encombrés .....	1,690	790	875	--
Uncrowded households — Ménages non encombrés.....	15,600	9,945	5,405	250
<b>MANITOBA</b>				
All households — Tous ménages .....	98,095	69,330	27,280	1,485
Crowded households — Ménages encombrés .....	15,765	11,535	3,905	325
Uncrowded households — Ménages non encombrés.....	82,330	57,795	23,375	1,160
<b>Rural — Régions rurales</b>				
All households — Tous ménages .....	24,075	22,760	1,280	--
Crowded households — Ménages encombrés .....	6,850	6,525	320	--
Uncrowded households — Ménages non encombrés.....	17,225	16,235	960	--
<b>Urban — Régions urbaines</b>				
All households — Tous ménages .....	74,020	46,570	26,000	1,450
Crowded households — Ménages encombrés .....	8,915	5,010	3,585	320
Uncrowded households — Ménages non encombrés.....	65,105	41,560	22,415	1,130
<b>Winnipeg</b>				
All households — Tous ménages .....	34,280	20,785	12,750	745
Crowded households — Ménages encombrés .....	3,215	1,480	1,555	180
Uncrowded households — Ménages non encombrés.....	31,065	19,305	11,195	565
<b>SASKATCHEWAN</b>				
All households — Tous ménages .....	79,425	70,520	8,795	110
Crowded households — Ménages encombrés .....	14,525	12,855	1,655	--
Uncrowded households — Ménages non encombrés.....	64,900	57,665	7,140	--
<b>Rural — Régions rurales</b>				
All households — Tous ménages .....	36,175	34,960	1,175	--
Crowded households — Ménages encombrés .....	8,040	7,715	315	--
Uncrowded households — Ménages non encombrés.....	28,135	27,245	860	--
<b>Urban — Régions urbaines</b>				
All households — Tous ménages .....	43,250	35,560	7,620	--
Crowded households — Ménages encombrés .....	6,485	5,140	1,340	--
Uncrowded households — Ménages non encombrés.....	36,765	30,420	6,280	--
<b>Regina</b>				
All households — Tous ménages .....	11,045	8,025	2,975	--
Crowded households — Ménages encombrés .....	1,825	1,255	565	--
Uncrowded households — Ménages non encombrés.....	9,220	6,770	2,410	--

TABLE 92. Crowded and uncrowded owner non-farm households showing the number with and without mortgages, for provinces, rural, urban, and cities of 30,000 population and over, 1951 - Concluded

TABLEAU 92. Ménages de propriétaires non agricoles encombrés et non encombrés et nombre de ménages hypothéqués et non hypothéqués, provinces, régions rurales et urbaines, et cités de 30,000 et plus, 1951 - fin

Crowding — Encombrement	Total	Households reporting: — Ménages:		
		No mortgage — Non hypothéqués	First mortgage only — Première hypothèque seulement	First and second mortgages — Première et deuxième hypothèques
<b>SASKATCHEWAN - Con.-fin</b>				
<b>Saskatoon</b>				
All households - Tous ménages .....	9,585	7,130	2,440	--
Crowded households - Ménages encombrés .....	1,190	785	405	--
Uncrowded households - Ménages non encombrés .....	8,395	6,345	2,035	--
<b>ALBERTA</b>				
All households - Tous ménages .....	104,270	79,095	24,830	345
Crowded households - Ménages encombrés .....	17,485	13,465	3,950	--
Uncrowded households - Ménages non encombrés .....	86,785	65,630	20,880	275
<b>Rural - Régions rurales</b>				
All households - Tous ménages .....	26,480	25,145	1,325	--
Crowded households - Ménages encombrés .....	6,800	6,420	375	--
Uncrowded households - Ménages non encombrés .....	19,680	18,725	950	--
<b>Urban - Régions urbaines</b>				
All households - Tous ménages .....	77,790	53,950	23,505	335
Crowded households - Ménages encombrés .....	10,685	7,045	3,575	--
Uncrowded households - Ménages non encombrés .....	67,105	46,905	19,930	270
<b>Calgary</b>				
All households - Tous ménages .....	22,190	13,610	8,450	130
Crowded households - Ménages encombrés .....	2,210	1,180	1,005	--
Uncrowded households - Ménages non encombrés .....	19,980	12,430	7,445	105
<b>Edmonton</b>				
All households - Tous ménages .....	26,150	15,515	10,490	145
Crowded households - Ménages encombrés .....	3,395	1,815	1,555	--
Uncrowded households - Ménages non encombrés .....	22,755	13,700	8,935	120
<b>BRITISH COLUMBIA</b>				
All households - Tous ménages .....	206,245	142,850	61,125	2,270
Crowded households - Ménages encombrés .....	23,260	16,040	6,905	315
Uncrowded households - Ménages non encombrés .....	182,985	126,810	54,220	1,955
<b>Rural - Régions rurales</b>				
All households - Tous ménages .....	49,860	42,565	7,130	165
Crowded households - Ménages encombrés .....	9,755	8,295	1,420	--
Uncrowded households - Ménages non encombrés .....	40,105	34,270	5,710	125
<b>Urban - Régions urbaines</b>				
All households - Tous ménages .....	156,385	100,285	53,995	2,105
Crowded households - Ménages encombrés .....	13,505	7,745	5,485	275
Uncrowded households - Ménages non encombrés .....	142,880	92,540	48,510	1,830
<b>Vancouver</b>				
All households - Tous ménages .....	63,870	37,980	24,620	1,270
Crowded households - Ménages encombrés .....	4,760	2,370	2,230	160
Uncrowded households - Ménages non encombrés .....	59,110	35,610	22,390	1,110
<b>Victoria</b>				
All households - Tous ménages .....	9,190	5,775	3,205	210
Crowded households - Ménages encombrés .....	595	280	285	--
Uncrowded households - Ménages non encombrés .....	8,595	5,495	2,920	180

TABLE 93. Number and percentage of normal family households without lodgers, for provinces and cities of 30,000 population and over, 1941 and 1951

TABLEAU 93. Nombre et proportion de ménages de familles normales sans chambreurs, provinces et cités de 30,000 et plus, 1941 et 1951

Locality Localité	1951			1941 <sup>1</sup>			Increase 1941-1951 Augmentation 1941-1951					
	Total occupied dwellings — Total, logements occupés	Normal family households without lodgers — Ménages de familles normales sans chambreurs		Total occupied dwellings — Total, logements occupés	Normal family households without lodgers — Ménages de familles normales sans chambreurs		Total occupied dwellings — Total, logements occupés		Normal family households without lodgers — Ménages de familles normales sans chambreurs			
		Number — Nombre	Per cent of total — Pour cent du total		Number — Nombre	Per cent of total — Pour cent du total	Number — Nombre	Per cent — Pour cent	Number — Nombre	Per cent — Pour cent	Number — Nombre	Per cent — Pour cent
<b>CANADA<sup>2</sup></b> .....	<b>3,338,315</b>	<b>2,320,565</b>	<b>69.5</b>	<b>2,575,744</b>	<b>1,769,394</b>	<b>68.7</b>	<b>762,571</b>	<b>29.6</b>	<b>551,171</b>	<b>31.2</b>		
Newfoundland .....	70,980	49,855	70.2	62,293 <sup>3</sup>	4	4	8,687 <sup>3</sup>	13.9 <sup>3</sup>	4	4		
St. John's .....	10,570	6,880	65.1	8,095 <sup>3</sup>	4	4	2,475 <sup>3</sup>	30.6 <sup>3</sup>	4	4		
Prince Edward Island .....	22,455	15,045	67.0	20,082	12,935	64.4	2,373	11.8	2,110	16.3		
Nova Scotia .....	149,553	97,610	65.3	123,228	79,121	64.2	26,327	21.4	18,489	23.4		
Halifax .....	18,710	11,005	58.8	13,514	8,136	60.2	5,196	38.4	2,869	35.3		
Sydney .....	6,325	4,000	63.2	5,281	4	4	1,044	19.8	4	4		
New Brunswick .....	114,010	79,525	69.8	91,894	62,175	67.7	22,116	24.1	17,350	27.9		
Saint John .....	13,180	8,430	64.0	11,862	7,830	66.0	1,318	11.1	600	7.7		
Québec .....	858,785	624,315	72.7	644,579	460,741	71.5	214,206	33.2	163,574	35.5		
Hull .....	9,325	6,815	73.1	6,095	4,235	69.5	3,230	53.0	2,580	60.9		
Montréal .....	247,485	160,275	64.8	198,886	135,442	68.1	48,599	24.4	24,833	18.3		
Outremont .....	7,420	4,870	65.6	6,917	4,787	69.2	503	7.3	83	1.7		
Québec .....	34,970	24,235	69.3	26,894	18,557	69.0	8,076	30.0	5,678	30.6		
Sherbrooke .....	11,545	8,405	72.8	7,556	5,403	71.5	3,989	52.8	3,002	55.6		
Trois-Rivières .....	9,530	7,185	75.4	7,374	5,523	74.9	2,156	29.2	1,662	30.1		
Verdun .....	19,805	14,865	75.1	16,026	12,677	79.1	3,779	23.6	2,188	17.3		
Ontario .....	1,181,125	789,060	66.8	910,935	605,688	66.5	270,190	29.7	183,372	30.3		
Brantford .....	10,375	6,805	65.6	8,182	5,252	64.2	2,193	26.8	1,553	29.6		
Fort William .....	9,300	6,620	71.2	6,357	3,922	61.7	2,943	46.3	2,698	68.8		
Hamilton .....	55,340	36,200	65.4	39,889	25,689	64.4	15,451	38.7	10,511	40.9		
Kingston .....	8,710	5,175	59.4	6,542	3,671	56.1	2,168	33.1	1,504	41.0		
Kitchener .....	11,570	7,255	62.7	8,465	5,552	65.6	3,105	36.7	1,703	30.7		
London .....	26,385	16,615	63.0	20,222	13,143	65.0	6,163	30.5	3,472	26.4		
Oshawa .....	11,225	7,960	70.9	6,317	4	4	4,908	77.7	4	4		
Ottawa .....	48,965	29,895	61.1	32,535	18,610	57.2	16,430	50.5	11,285	60.6		
Peterborough .....	10,020	6,555	65.4	6,014	4	4	4,006	66.6	4	4		
Port Arthur .....	8,425	5,985	71.0	5,355	4	4	3,070	57.3	4	4		
St. Catharines .....	10,380	7,105	68.4	7,443	5,047	67.8	2,937	39.5	2,058	40.8		
Sarnia .....	9,380	6,405	68.3	5,009	4	4	4,371	87.3	4	4		
Sault Ste. Marie .....	7,855	5,325	67.8	5,937	4	4	1,918	32.3	4	4		
Sudbury .....	9,450	6,320	66.9	7,132	4,857	68.1	2,318	32.5	1,463	30.1		
Toronto .....	157,175	72,065	45.9	148,140	82,366	55.6	9,035	6.1	10,301	12.5		
Windsor .....	31,815	21,340	67.1	25,230	17,485	69.3	6,585	26.1	3,855	22.0		
Manitoba .....	202,400	146,200	72.2	163,799	115,721	70.6	38,601	23.6	30,479	26.3		
Winnipeg .....	64,630	42,345	65.5	48,963	32,071	65.5	15,667	32.0	10,274	32.0		
Saskatchewan .....	221,455	156,935	70.9	207,197	147,142	71.0	14,258	6.9	9,793	6.7		
Regina .....	19,160	12,800	66.8	12,983	8,530	65.7	6,177	47.6	4,270	50.1		
Saskatoon .....	14,980	10,160	67.8	10,352	7,070	68.3	4,628	44.7	3,090	43.7		
Alberta .....	250,750	177,025	70.6	193,465	135,684	70.1	57,285	29.6	41,341	30.5		
Calgary .....	37,710	25,420	67.4	21,753	14,596	67.1	15,957	73.4	10,824	74.2		
Edmonton .....	42,925	29,150	67.9	23,082	16,642	72.1	19,843	86.0	12,508	75.2		
British Columbia .....	337,780	234,850	69.5	220,565	150,187	68.1	117,215	53.1	84,663	56.4		
Vancouver .....	101,330	65,365	64.5	71,116	47,577	66.9	30,214	42.5	17,788	37.4		
Victoria .....	15,790	9,655	61.1	11,455	6,609	57.7	4,335	37.8	3,046	46.1		

1. Source: 1941 Census of Housing (Volume 1X). — Source: Recensement du logement, 1941 (Volume 1X).

2. Totals for Canada do not include the province of Newfoundland, or the Yukon and Northwest Territories. — Terre-Neuve, le Yukon, et les territoires du Nord-Ouest ne sont pas compris dans les totaux pour le Canada.

3. Based on the 1945 Census of Newfoundland. — D'après le recensement de Terre-Neuve de 1945.

4. Figures not available. — Chiffres non disponibles.

TABLE 94. Normal family households without lodgers by tenure showing specified dwelling attributes and average number of persons per household, for provinces, rural, urban, and cities of 30,000 population and over, 1951

TABLEAU 94. Ménages de familles normales sans chambreurs selon le mode d'occupation et certains attributs du logement, et moyenne de personnes par ménage, provinces, régions rurales et urbaines, et cités de 30,000 et plus, 1951

Locality and tenure Localité et mode d'occupation	Total	Type of dwelling Genre de logement			Dwellings in need of major repair Logements ayant besoin de réparations importantes	Average number of rooms per dwelling Moyenne de pièces par logement	Average number of persons per household Moyenne de personnes par ménage	Dwellings with: Logements pourvus de:			
		Single detached Unique- maison seule	Single attached Unique- maison atténuante	Apart- ments and flats Apparte- ments et plain- piés				Furnace heating <sup>1</sup> Chauffage par fournaise <sup>1</sup>	Running water Eau courante	Flush toilet (exclusive use) Toilettes avec chasse d'eau (usage exclusif)	Bath or shower (exclusive use) Baignoire ou douche (usage exclusif)
<b>CANADA</b> .....	<b>2,370,420</b>	<b>1,625,470</b>	<b>142,215</b>	<b>596,450</b>	<b>299,615</b>	<b>5.3</b>	<b>4.1</b>	<b>1,117,510</b>	<b>1,759,110</b>	<b>1,538,855</b>	<b>1,357,320</b>
Owner - Propriétaires	1,560,720	1,350,205	82,475	123,875	185,885	5.7	4.2	764,095	1,067,890	927,730	837,175
Tenant - Locataires	809,700	275,265	59,740	472,575	113,730	4.5	3.9	353,415	691,220	611,125	520,145
Rural - Rurale .....	909,840	818,110	43,710	44,820	171,400	5.6	4.5	234,230	383,035	267,175	210,885
Owner - Propriétaires	739,285	688,190	29,805	18,770	134,925	5.8	4.6	194,665	305,355	211,150	166,175
Tenant - Locataires	170,555	129,920	13,905	26,050	36,475	4.9	4.1	39,565	77,680	56,025	44,710
Urban - Urbaine .....	1,460,580	807,360	98,505	551,630	128,215	5.1	3.9	883,280	1,376,075	1,271,680	1,146,435
Owner - Propriétaires	821,435	662,015	52,670	105,105	50,960	5.6	3.9	569,430	762,535	716,580	671,000
Tenant - Locataires	639,145	145,345	45,835	446,525	77,255	4.4	3.8	313,850	613,540	555,100	475,435
<b>Newfoundland</b> .....	<b>49,855</b>	<b>42,000</b>	<b>4,600</b>	<b>3,190</b>	<b>4,340</b>	<b>5.5</b>	<b>5.0</b>	<b>4,190</b>	<b>14,205</b>	<b>11,100</b>	<b>8,195</b>
Owner - Propriétaires	42,855	39,175	3,065	560	3,415	5.6	5.0	2,875	9,565	7,450	5,700
Tenant - Locataires	7,000	2,825	1,535	2,630	925	4.7	4.7	1,315	4,640	3,650	2,495
Rural - Rurale .....	29,090	27,780	1,095	170	2,515	5.5	5.0	455	2,325	1,320	1,060
Owner - Propriétaires	27,630	26,635	900	--	2,365	5.5	5.0	220	1,775	875	645
Tenant - Locataires	1,460	1,145	195	115	150	5.6	4.7	235	550	445	415
Urban - Urbaine .....	20,765	14,220	3,505	3,020	1,825	5.4	4.9	3,735	11,880	9,780	7,135
Owner - Propriétaires	15,225	12,540	2,165	505	1,050	5.7	5.0	2,655	7,790	6,575	5,055
Tenant - Locataires	5,540	1,680	1,340	2,515	775	4.5	4.7	1,080	4,090	3,205	2,080
St. John's .....	6,880	2,550	2,395	1,930	520	5.6	4.6	1,670	6,345	5,525	3,760
Owner - Propriétaires	4,165	2,185	1,585	395	105	6.3	4.6	1,290	3,900	3,690	2,825
Tenant - Locataires	2,715	365	810	1,535	415	4.4	4.7	380	2,445	1,835	935
<b>Prince Edward Island</b> .....	<b>15,045</b>	<b>12,635</b>	<b>1,165</b>	<b>1,220</b>	<b>1,640</b>	<b>6.5</b>	<b>4.5</b>	<b>4,670</b>	<b>6,635</b>	<b>5,000</b>	<b>4,550</b>
Owner - Propriétaires	12,190	11,235	630	315	1,250	6.8	4.6	3,205	4,475	3,265	3,055
Tenant - Locataires	2,855	1,400	535	905	390	5.2	4.2	1,465	2,160	1,735	1,495
Rural - Rurale .....	11,600	10,750	615	215	1,280	6.8	4.6	2,470	3,430	2,315	2,225
Owner - Propriétaires	10,370	9,760	505	--	1,125	6.9	4.6	1,960	2,825	1,825	1,755
Tenant - Locataires	1,230	990	110	120	155	5.8	4.4	510	605	490	470
Urban - Urbaine .....	3,445	1,885	550	1,005	360	5.6	4.2	2,200	3,205	2,685	2,325
Owner - Propriétaires	1,820	1,475	125	220	125	6.3	4.3	1,245	1,650	1,440	1,300
Tenant - Locataires	1,625	410	425	785	235	4.8	4.1	955	1,555	1,245	1,025
<b>Nova Scotia</b> .....	<b>97,610</b>	<b>77,110</b>	<b>7,910</b>	<b>12,440</b>	<b>11,490</b>	<b>5.9</b>	<b>4.3</b>	<b>38,595</b>	<b>64,885</b>	<b>49,335</b>	<b>42,590</b>
Owner - Propriétaires	73,565	66,560	4,700	2,210	7,200	6.2	4.4	28,835	45,325	34,580	30,485
Tenant - Locataires	24,045	10,550	3,210	10,230	4,290	4.8	4.0	9,760	19,560	14,755	12,105
Rural - Rurale .....	46,370	43,015	2,285	1,035	5,550	6.2	4.4	11,575	18,860	11,475	10,465
Owner - Propriétaires	40,470	38,610	1,440	400	4,535	6.4	4.4	10,120	16,235	9,720	8,840
Tenant - Locataires	5,900	4,405	845	635	1,015	5.4	4.2	1,455	2,625	1,755	1,625
Urban - Urbaine .....	51,240	34,095	5,625	11,405	5,940	5.5	4.2	27,020	46,025	37,860	32,125
Owner - Propriétaires	33,095	27,950	3,260	1,810	2,665	6.0	4.3	18,715	29,090	24,860	21,645
Tenant - Locataires	18,145	6,145	2,365	9,595	3,275	4.6	3.9	8,305	16,935	13,000	10,480
Halifax .....	11,005	4,630	1,065	5,265	1,235	5.1	3.9	6,675	10,875	9,090	8,180
Owner - Propriétaires	5,145	3,975	550	590	140	6.1	4.1	3,730	5,065	4,955	4,850
Tenant - Locataires	5,860	655	515	4,675	1,095	4.2	3.8	2,945	5,810	4,135	3,330
Sydney .....	4,000	2,620	350	1,025	515	5.8	4.5	2,295	3,850	3,470	2,930
Owner - Propriétaires	2,700	2,315	190	195	250	6.2	4.6	1,750	2,555	2,400	2,145
Tenant - Locataires	1,300	305	160	830	265	4.9	4.3	545	1,295	1,070	785

1. Includes central heating. - Comprend le chauffage central.

TABLE 94. Normal family households without lodgers by tenure showing specified dwelling attributes and average number of persons per household, for provinces, rural, urban, and cities of 30,000 population and over, 1951 - Continued

TABLEAU 94. Ménages de familles normales sans chambreurs selon le mode d'occupation et certains attributs du logement, et moyenne de personnes par ménage, provinces, régions rurales et urbaines, et cités de 30,000 et plus, 1951 - suite

Locality and tenure Localité et mode d'occupation	Total	Type of dwelling Genre de logement			Dwellings in need of major repair Logements ayant besoin de réparations importantes	Average number of rooms per dwelling Moyenne de pièces par logement	Average number of persons per household Moyenne de personnes par ménage	Dwellings with: Logements pourvus de:			
		Single detached Unique- maison seule	Single attached Unique- maison atténuante	Apart- ments and flats Apparte- ments et plain- pié				Furnace heating <sup>1</sup> Chauffage par fournaise <sup>1</sup>	Running water Eau courante	Flush toilet (exclusive use) Toilettes avec chasse d'eau (usage exclusif)	Bath or shower (exclusive use) Baignoire ou douche (usage exclusif)
<b>New Brunswick</b> .....	<b>79,525</b>	<b>58,610</b>	<b>6,425</b>	<b>14,350</b>	<b>15,175</b>	<b>5.9</b>	<b>4.6</b>	<b>25,275</b>	<b>47,745</b>	<b>38,670</b>	<b>32,150</b>
Owner - Propriétaires	56,140	50,090	3,175	2,790	10,540	6.2	4.8	17,375	28,655	21,735	18,625
Tenant - Locataires	23,385	8,520	3,250	11,560	4,635	5.2	4.0	7,900	19,090	16,935	13,525
<b>Rural - Rurale</b> .....	<b>44,120</b>	<b>39,595</b>	<b>3,020</b>	<b>1,410</b>	<b>10,095</b>	<b>6.1</b>	<b>5.0</b>	<b>9,345</b>	<b>16,205</b>	<b>9,950</b>	<b>8,305</b>
Owner - Propriétaires	38,395	35,600	2,145	580	8,640	6.2	5.0	8,105	13,750	8,345	7,010
Tenant - Locataires	5,725	3,995	875	830	1,455	5.3	4.5	1,240	2,455	1,605	1,295
<b>Urban - Urbaine</b> .....	<b>35,405</b>	<b>19,015</b>	<b>3,405</b>	<b>12,940</b>	<b>5,080</b>	<b>5.7</b>	<b>4.1</b>	<b>15,930</b>	<b>31,540</b>	<b>28,720</b>	<b>23,845</b>
Owner - Propriétaires	17,745	14,490	1,030	2,210	1,900	6.2	4.3	9,270	14,905	13,390	11,615
Tenant - Locataires	17,660	4,525	2,375	10,730	3,180	5.1	3.8	6,660	16,635	15,330	12,230
<b>Saint John</b> .....	<b>8,430</b>	<b>945</b>	<b>750</b>	<b>6,715</b>	<b>1,380</b>	<b>5.4</b>	<b>3.9</b>	<b>2,365</b>	<b>8,265</b>	<b>7,895</b>	<b>5,925</b>
Owner - Propriétaires	1,685	515	180	985	115	6.3	3.9	720	1,600	1,545	1,335
Tenant - Locataires	6,745	430	570	5,730	1,265	5.1	3.9	1,645	6,665	6,350	4,590
<b>Québec</b> .....	<b>624,315</b>	<b>258,775</b>	<b>25,430</b>	<b>339,235</b>	<b>97,290</b>	<b>5.4</b>	<b>4.7</b>	<b>201,290</b>	<b>559,125</b>	<b>511,140</b>	<b>378,305</b>
Owner - Propriétaires	310,110	221,845	17,750	69,845	55,165	6.3	5.3	106,565	254,905	218,695	149,415
Tenant - Locataires	314,205	36,930	7,680	269,390	42,125	4.6	4.1	94,725	304,220	292,445	228,890
<b>Rural - Rurale</b> .....	<b>194,625</b>	<b>160,505</b>	<b>8,955</b>	<b>24,645</b>	<b>48,305</b>	<b>6.2</b>	<b>5.5</b>	<b>38,750</b>	<b>136,565</b>	<b>99,860</b>	<b>44,840</b>
Owner - Propriétaires	163,170	143,730	7,585	11,365	40,610	6.5	5.7	34,090	112,560	80,865	35,795
Tenant - Locataires	31,455	16,775	1,370	13,280	7,695	5.0	4.5	4,660	24,005	18,995	9,045
<b>Urban - Urbaine</b> .....	<b>429,690</b>	<b>98,270</b>	<b>16,475</b>	<b>314,590</b>	<b>48,985</b>	<b>5.1</b>	<b>4.3</b>	<b>162,540</b>	<b>422,560</b>	<b>411,280</b>	<b>333,465</b>
Owner - Propriétaires	146,940	78,115	10,165	58,480	14,555	6.1	4.8	72,475	142,345	137,830	113,620
Tenant - Locataires	282,750	20,155	6,310	256,110	34,430	4.6	4.1	90,065	280,215	273,450	219,845
<b>Hull</b> .....	<b>6,815</b>	<b>2,275</b>	<b>205</b>	<b>4,335</b>	<b>860</b>	<b>4.6</b>	<b>4.4</b>	<b>2,285</b>	<b>6,735</b>	<b>6,360</b>	<b>3,845</b>
Owner - Propriétaires	2,885	1,755	--	1,045	355	5.3	4.8	980	2,840	2,740	1,865
Tenant - Locataires	3,930	520	120	3,290	505	4.0	4.2	1,305	3,895	3,620	1,980
<b>Montréal</b> .....	<b>160,275</b>	<b>8,055</b>	<b>4,935</b>	<b>147,160</b>	<b>15,645</b>	<b>4.7</b>	<b>3.9</b>	<b>66,050</b>	<b>160,065</b>	<b>157,750</b>	<b>141,325</b>
Owner - Propriétaires	29,030	5,700	3,355	19,935	1,470	5.8	4.1	18,160	28,960	28,700	27,705
Tenant - Locataires	131,245	2,355	1,580	127,225	14,175	4.5	3.9	47,890	131,105	129,050	113,620
<b>Outremont</b> .....	<b>4,870</b>	<b>505</b>	<b>650</b>	<b>3,715</b>	<b>175</b>	<b>6.6</b>	<b>4.0</b>	<b>4,710</b>	<b>4,870</b>	<b>4,840</b>	<b>4,860</b>
Owner - Propriétaires	1,715	480	585	650	--	8.2	4.5	1,700	1,715	1,710	1,715
Tenant - Locataires	3,155	--	--	3,065	160	5.7	3.7	3,010	3,155	3,130	3,145
<b>Québec</b> .....	<b>24,235</b>	<b>1,950</b>	<b>840</b>	<b>21,425</b>	<b>2,615</b>	<b>5.1</b>	<b>4.6</b>	<b>9,765</b>	<b>24,180</b>	<b>23,685</b>	<b>17,950</b>
Owner - Propriétaires	5,775	1,565	500	3,700	340	6.4	5.3	3,190	5,755	5,620	4,980
Tenant - Locataires	18,460	385	340	17,725	2,275	4.7	4.3	6,575	18,425	18,065	12,970
<b>Sherbrooke</b> .....	<b>8,405</b>	<b>1,610</b>	<b>170</b>	<b>6,620</b>	<b>760</b>	<b>4.8</b>	<b>4.3</b>	<b>3,775</b>	<b>8,335</b>	<b>8,220</b>	<b>7,400</b>
Owner - Propriétaires	2,790	1,360	110	1,315	180	5.8	4.9	1,810	2,740	2,720	2,580
Tenant - Locataires	5,615	250	--	5,305	580	4.3	3.9	1,965	5,595	5,500	4,820
<b>Trois-Rivières</b> .....	<b>7,185</b>	<b>1,035</b>	<b>500</b>	<b>5,645</b>	<b>520</b>	<b>5.0</b>	<b>4.7</b>	<b>2,115</b>	<b>7,155</b>	<b>6,960</b>	<b>5,800</b>
Owner - Propriétaires	1,930	725	155	1,050	100	6.0	5.3	925	1,925	1,815	1,645
Tenant - Locataires	5,255	310	345	4,595	420	4.7	4.5	1,190	5,230	5,145	4,155
<b>Verdun</b> .....	<b>14,865</b>	<b>765</b>	<b>160</b>	<b>13,935</b>	<b>955</b>	<b>4.7</b>	<b>3.8</b>	<b>3,455</b>	<b>14,865</b>	<b>14,760</b>	<b>14,510</b>
Owner - Propriétaires	2,255	685	105	1,465	--	5.4	3.7	1,375	2,255	2,255	2,230
Tenant - Locataires	12,610	--	--	12,470	905	4.5	3.8	2,080	12,610	12,505	12,280
<b>Ontario</b> .....	<b>789,060</b>	<b>572,985</b>	<b>70,730</b>	<b>142,915</b>	<b>70,955</b>	<b>5.6</b>	<b>3.8</b>	<b>485,565</b>	<b>646,455</b>	<b>566,210</b>	<b>537,775</b>
Owner - Propriétaires	545,065	473,995	39,595	29,915	39,495	6.0	3.8	344,075	436,075	388,380	375,075
Tenant - Locataires	243,995	98,990	31,135	113,000	31,460	4.6	3.8	141,490	210,380	177,830	162,700
<b>Rural - Rurale</b> .....	<b>247,175</b>	<b>220,210</b>	<b>13,955</b>	<b>12,150</b>	<b>33,005</b>	<b>6.1</b>	<b>4.0</b>	<b>82,070</b>	<b>122,350</b>	<b>86,185</b>	<b>82,895</b>
Owner - Propriétaires	194,325	181,475	7,935	4,310	23,210	6.4	4.0	67,470	96,910	68,835	66,640
Tenant - Locataires	52,850	38,735	6,020	7,840	9,795	5.2	4.0	14,600	25,440	17,350	16,255
<b>Urban - Urbaine</b> .....	<b>541,885</b>	<b>352,775</b>	<b>56,775</b>	<b>130,765</b>	<b>37,950</b>	<b>5.3</b>	<b>3.7</b>	<b>403,495</b>	<b>524,105</b>	<b>480,025</b>	<b>454,880</b>
Owner - Propriétaires	350,740	292,520	31,660	25,605	16,285	5.7	3.6	276,605	339,165	319,545	308,435
Tenant - Locataires	191,145	60,255	25,115	105,160	21,665	4.5	3.8	126,890	184,940	160,480	146,445

1. Includes central heating - Comprend le chauffage central.

TABLE 94. Normal family households without lodgers by tenure showing specified dwelling attributes and average number of persons per household, for provinces, rural, urban, and cities of 30,000 population and over, 1951 - Continued

TABLEAU 94. Ménages de familles normales sans chambreurs selon le mode d'occupation et certains attributs du logement, et moyenne de personnes par ménage, provinces, régions rurales et urbaines, et cités de 30,000 et plus, 1951 - suite

Locality and tenure Localité et mode d'occupation	Total	Type of dwelling Genre de logement			Dwellings in need of major repair Logements ayant besoin de réparations importantes	Average number of rooms per dwelling Moyenne de pièces par logement	Average number of persons per household Moyenne de personnes par ménage	Dwellings with: Logements pourvus de:			
		Single detached Unique- maison seule	Single attached Unique- maison attendant	Apart- ments and flats Apparte- ments et plain- piés				Furnace heating <sup>1</sup> Chauffage par fournaise <sup>1</sup>	Running water Eau courante	Flush toilet (exclusive use) Toilettes avec chasse d'eau (usage exclusif)	Bath or shower (exclusive use) Baignoire ou douche (usage exclusif)
<b>Ontario - Con.-fin</b>											
Brantford .....	6,805	4,435	465	1,865	325	5.2	3.4	4,535	6,780	6,205	5,750
Owner - Propriétaires..	3,950	3,335	195	385	--	5.8	3.5	2,855	3,945	3,840	3,660
Tenant - Locataires....	2,855	1,100	270	1,480	230	4.5	3.3	1,680	2,835	2,365	2,090
Fort William .....	6,620	5,260	175	1,175	605	4.8	3.7	4,555	6,580	5,995	5,540
Owner - Propriétaires..	4,715	4,410	--	235	250	5.0	3.7	3,230	4,710	4,455	4,135
Tenant - Locataires....	1,905	850	110	940	355	4.1	3.5	1,325	1,870	1,540	1,405
Hamilton .....	36,200	24,040	2,325	9,790	1,935	5.1	3.5	29,640	35,910	32,550	31,730
Owner - Propriétaires..	23,530	20,440	1,135	1,935	925	5.5	3.6	20,015	23,345	22,040	21,770
Tenant - Locataires....	12,670	3,600	1,190	7,855	1,010	4.2	3.3	9,625	12,565	10,510	9,960
Kingston .....	5,175	2,375	975	1,815	530	5.4	3.5	3,825	5,095	4,750	4,380
Owner - Propriétaires..	2,280	1,795	255	225	--	6.2	3.6	1,935	2,255	2,190	2,155
Tenant - Locataires....	2,895	580	720	1,590	445	4.7	3.4	1,890	2,840	2,560	2,225
Kitchener .....	7,255	4,320	345	2,585	400	5.2	3.6	6,880	7,210	6,670	6,385
Owner - Propriétaires..	4,505	3,775	205	520	--	5.8	3.7	4,395	4,495	4,330	4,220
Tenant - Locataires....	2,750	545	140	2,065	315	4.1	3.4	2,485	2,715	2,340	2,165
London .....	16,615	10,760	625	5,220	875	5.2	3.4	14,010	16,545	15,725	14,945
Owner - Propriétaires..	10,055	8,845	205	1,000	305	5.7	3.5	8,950	10,050	9,820	9,515
Tenant - Locataires....	6,560	1,915	420	4,220	570	4.3	3.2	5,060	6,495	5,905	5,430
Oshawa .....	7,960	5,975	215	1,705	650	5.2	3.5	6,585	7,340	6,215	5,970
Owner - Propriétaires..	5,810	5,190	--	510	330	5.5	3.6	4,965	5,395	4,795	4,640
Tenant - Locataires....	2,150	785	130	1,195	320	4.3	3.3	1,620	1,945	1,420	1,330
Ottawa .....	29,895	13,790	4,315	11,675	2,535	5.3	3.8	24,000	28,430	26,635	25,170
Owner - Propriétaires..	13,300	10,875	890	1,500	480	6.1	3.9	11,340	12,430	12,020	11,755
Tenant - Locataires....	16,595	2,915	3,425	10,175	2,055	4.7	3.7	12,660	16,000	14,615	13,415
Peterborough .....	6,555	4,805	480	1,265	480	5.3	3.6	4,500	6,430	5,875	5,475
Owner - Propriétaires..	4,140	3,765	115	255	130	5.6	3.7	3,085	4,050	3,850	3,685
Tenant - Locataires....	2,415	1,040	365	1,010	350	4.7	3.5	1,415	2,380	2,025	1,790
Port Arthur .....	5,985	4,555	535	895	615	4.7	3.6	4,280	5,730	5,380	4,775
Owner - Propriétaires..	4,500	3,880	405	215	385	4.9	3.7	3,190	4,290	4,120	3,690
Tenant - Locataires....	1,485	675	130	680	230	4.1	3.5	1,090	1,440	1,260	1,085
St. Catharines .....	7,105	5,175	320	1,605	495	5.2	3.5	5,605	7,095	6,885	6,705
Owner - Propriétaires..	4,435	3,975	145	310	165	5.7	3.6	3,840	4,430	4,395	4,320
Tenant - Locataires....	2,670	1,200	175	1,295	330	4.4	3.4	1,765	2,665	2,490	2,385
Sarnia .....	6,405	4,710	270	1,380	440	5.0	3.6	4,280	6,220	5,795	5,485
Owner - Propriétaires..	4,450	3,855	155	420	210	5.4	3.6	3,215	4,370	4,160	3,990
Tenant - Locataires....	1,955	855	115	960	230	4.2	3.4	1,065	1,850	1,635	1,495
Sault Ste. Marie .....	5,325	3,555	180	1,585	590	5.2	3.9	3,520	5,295	4,765	4,325
Owner - Propriétaires..	3,465	2,955	--	435	270	5.6	4.0	2,405	3,445	3,240	3,035
Tenant - Locataires....	1,860	600	105	1,150	320	4.4	3.6	1,115	1,850	1,525	1,290
Sudbury .....	6,320	2,500	640	3,170	605	4.2	3.9	4,750	6,290	5,380	4,250
Owner - Propriétaires..	2,770	1,880	320	570	120	4.9	4.3	2,250	2,765	2,490	2,170
Tenant - Locataires....	3,550	620	320	2,600	485	3.5	3.6	2,500	3,525	2,890	2,080
Toronto .....	72,065	24,200	22,525	25,095	4,615	5.5	3.4	67,385	71,775	66,495	65,340
Owner - Propriétaires..	42,715	21,060	16,860	4,685	1,630	6.3	3.6	40,875	42,695	40,995	40,660
Tenant - Locataires....	29,350	3,140	5,665	20,410	2,985	4.4	3.3	26,510	29,080	25,500	24,680
Windsor .....	21,340	13,620	1,465	6,190	1,525	5.1	3.6	14,630	21,245	20,200	19,635
Owner - Propriétaires..	11,350	9,780	560	970	405	5.7	3.7	8,595	11,340	11,200	11,030
Tenant - Locataires....	9,990	3,840	905	5,220	1,120	4.4	3.5	6,035	9,905	9,000	8,605
<b>Manitoba</b>											
Owner - Propriétaires..	146,200	117,740	5,040	23,210	18,535	4.7	3.8	86,160	79,040	66,030	64,115
Tenant - Locataires....	106,460	98,430	2,930	4,930	13,370	5.0	4.0	60,355	50,880	43,825	43,735
Rural - Rurale .....	39,740	19,310	2,110	18,280	5,185	4.1	3.4	25,805	28,160	22,205	20,360
Owner - Propriétaires..	62,140	57,780	3,055	1,135	12,175	4.9	4.3	20,815	7,560	4,130	5,425
Tenant - Locataires....	51,635	48,765	2,200	525	9,945	4.9	4.4	16,785	5,590	2,585	3,750
Urban - Urbaine .....	10,505	9,015	855	610	2,230	4.9	3.9	4,030	1,970	1,545	1,675
Owner - Propriétaires..	84,060	59,960	1,985	22,075	6,380	4.6	3.5	65,345	71,480	61,900	58,690
Tenant - Locataires....	54,825	49,665	730	4,405	3,425	5.1	3.6	43,570	45,290	41,240	40,005
Owner - Propriétaires..	29,235	10,295	1,255	17,670	2,955	3.9	3.3	21,775	26,190	20,660	18,685

1. Includes central heating - Comprend le chauffage central.



TABLE 94. Normal family households without lodgers by tenure showing specified dwelling attributes and average number of persons per household, for provinces, rural, urban, and cities of 30,000 population and over, 1951 - Concluded

TABLEAU 94. Ménages de familles normales sans chambreurs selon le mode d'occupation et certains attributs du logement, et moyenne de personnes par ménage, provinces, régions rurales et urbaines, et cités de 30,000 et plus, 1951 - fin

Locality and tenure Localité et mode d'occupation	Total	Type of dwelling Genre de logement			Dwellings in need of major repair Logements ayant besoin de réparations importantes	Average number of rooms per dwelling Moyenne de pièces par logement	Average number of persons per household Moyenne de personnes par logement	Dwellings with: Logements pourvus de:			
		Single detached Unique- maison seule	Single attached Unique- maison atténuée	Apart- ments and flats Apparte- ments et plain- piés				Furnace heating <sup>1</sup> Chauffage par fournaise <sup>1</sup>	Running water Eau courante	Flush toilet (exclusive use) Toilettes avec chasse d'eau (usage exclusif)	Bath or shower (exclusive use) Baignoire ou douche (usage exclusif)
<b>Manitoba - Con. - fin</b>											
Winnipeg .....	42,345	25,120	1,075	16,135	2,405	4.6	3.4	36,335	41,945	36,740	34,135
Owner - Propriétaires	23,225	20,000	240	2,970	850	5.3	3.5	21,170	23,175	21,875	20,885
Tenant - Locataires ..	19,120	5,120	835	13,165	1,555	3.8	3.2	15,165	18,770	14,865	13,270
Saskatchewan .....	156,935	138,590	6,215	11,660	29,695	4.7	4.0	62,345	41,825	30,665	32,355
Owner - Propriétaires	117,610	109,980	4,523	2,790	21,910	4.9	4.1	44,640	27,800	20,780	22,590
Tenant - Locataires ..	39,325	28,610	1,690	8,870	7,785	4.4	3.7	17,705	14,023	9,885	9,765
Rural - Rurale .....	109,530	102,455	5,070	1,635	24,825	4.8	4.2	29,365	8,860	3,125	5,870
Owner - Propriétaires	87,215	82,310	3,950	690	19,490	4.8	4.3	23,520	7,125	2,350	4,770
Tenant - Locataires ..	22,315	20,145	1,120	945	5,335	4.8	3.9	5,845	1,735	775	1,100
Urban - Urbaine .....	47,405	36,135	1,145	10,025	4,870	4.6	3.6	32,980	32,965	27,540	26,485
Owner - Propriétaires	30,395	27,670	575	2,100	2,420	4.9	3.7	21,120	20,675	18,430	17,820
Tenant - Locataires ..	17,010	8,465	570	7,925	2,450	3.9	3.4	11,860	12,290	9,110	8,665
Regina .....	12,800	9,390	370	3,005	1,200	4.4	3.6	9,560	9,940	8,605	8,115
Owner - Propriétaires	7,650	7,045	120	470	490	4.9	3.7	5,680	5,945	5,585	5,285
Tenant - Locataires ..	5,150	2,345	250	2,535	710	3.7	3.3	3,880	3,995	3,020	2,830
Saskatoon .....	10,160	7,670	105	2,375	715	4.7	3.5	7,960	8,530	7,745	7,270
Owner - Propriétaires	6,815	6,150	--	605	410	5.0	3.6	5,370	5,665	5,485	5,130
Tenant - Locataires ..	3,345	1,520	--	1,770	305	3.9	3.4	2,590	2,865	2,260	2,140
<b>Alberta</b>											
Alberta .....	177,025	148,165	5,410	22,265	31,140	4.6	3.9	84,715	89,060	71,520	71,010
Owner - Propriétaires	128,620	119,000	3,080	5,670	22,115	4.8	4.0	60,840	60,050	50,210	50,770
Tenant - Locataires ..	48,405	29,165	2,330	16,595	9,025	4.0	3.6	23,875	29,010	21,310	20,240
Rural - Rurale .....	90,450	85,425	3,195	1,010	23,040	4.6	4.2	22,815	14,885	8,685	9,990
Owner - Propriétaires	72,360	68,940	2,330	385	18,235	4.7	4.3	19,070	11,705	6,945	8,130
Tenant - Locataires ..	18,090	16,485	865	625	4,805	4.3	4.1	3,745	3,180	1,740	1,860
Urban - Urbaine .....	86,575	62,740	2,215	21,255	8,100	4.5	3.5	61,900	74,175	62,835	61,020
Owner - Propriétaires	56,260	50,060	750	5,285	3,880	5.0	3.6	41,770	48,345	43,265	42,640
Tenant - Locataires ..	30,315	12,680	1,465	15,970	4,220	3.8	3.4	20,130	25,830	19,570	18,380
Calgary .....	25,420	16,220	280	8,860	1,630	4.9	3.4	21,240	24,615	21,495	20,890
Owner - Propriétaires	15,935	13,570	--	2,240	560	5.7	3.5	13,890	15,615	14,925	14,725
Tenant - Locataires ..	9,485	2,650	185	6,620	1,070	3.6	3.1	7,350	9,000	6,570	6,165
Edmonton .....	29,150	20,645	760	7,675	2,660	4.3	3.6	24,115	26,810	24,240	23,465
Owner - Propriétaires	18,560	16,685	150	1,705	1,195	4.5	3.7	15,960	17,250	16,390	16,080
Tenant - Locataires ..	10,590	3,960	610	5,970	1,465	3.8	3.4	8,155	9,560	7,850	7,385
<b>British Columbia</b>											
British Columbia .....	234,850	198,860	9,290	25,965	19,335	4.6	3.5	124,705	210,135	189,185	186,275
Owner - Propriétaires	168,105	159,895	3,025	4,850	11,425	4.9	3.5	95,330	150,160	138,810	137,705
Tenant - Locataires ..	66,745	38,965	6,265	21,115	7,910	3.9	3.3	29,375	59,975	50,375	48,570
Rural - Rurale .....	74,740	70,595	2,465	1,415	10,610	4.4	3.7	16,570	51,995	40,130	39,810
Owner - Propriétaires	53,715	52,365	815	365	6,770	4.6	3.8	13,325	36,880	28,805	28,840
Tenant - Locataires ..	21,025	18,230	1,650	1,050	3,840	4.0	3.6	3,245	15,115	11,325	10,970
Urban - Urbaine .....	160,110	128,265	6,825	24,550	8,725	4.7	3.4	108,135	158,140	149,055	146,465
Owner - Propriétaires	114,390	107,530	2,210	4,485	4,655	5.1	3.4	82,005	113,280	110,005	108,865
Tenant - Locataires ..	45,720	20,735	4,615	20,065	4,070	3.9	3.2	26,130	44,860	39,050	37,600
Vancouver .....	65,365	47,640	2,375	15,105	2,735	4.7	3.3	52,900	65,180	61,455	60,570
Owner - Propriétaires	44,380	41,040	665	2,635	1,240	5.2	3.4	37,530	44,335	43,515	43,240
Tenant - Locataires ..	20,985	6,600	1,710	12,470	1,495	3.8	3.1	15,370	20,845	17,940	17,330
Victoria .....	9,655	6,400	680	2,575	325	4.7	3.1	7,050	9,610	9,035	8,950
Owner - Propriétaires	5,775	5,205	160	410	145	5.3	3.3	4,530	5,775	5,610	5,595
Tenant - Locataires ..	3,880	1,195	520	2,165	180	3.9	3.0	2,520	3,835	3,425	3,355

1. Includes central heating - Comprend le chauffage central.

TABLE 95. Normal family households without lodgers by tenure showing specified household facilities and conveniences, and first year of occupancy by present household head, for provinces, rural, urban, and cities of 30,000 population and over, 1951

TABLEAU 95. Ménages de familles normales sans chambreurs selon le mode d'occupation et possédant certaines commodités ménagères et de confort, et première année d'occupation par le chef de ménage actuel, provinces, régions rurales et urbaines, et cités de 30,000 et plus, 1951

Locality and tenure — Localité et mode d'occupation	Total	Households with: — Ménages pourvus de:							Year of occupancy — Année d'occupation			
		Electric or gas range — Cuisinière électrique ou à gaz	Mechanical refrigeration — Réfrigération mécanique	Powered washing machine — Lessi- veuse mécanique	Electric vacuum cleaner — Aspi- rateur électrique	Tele- phone — Télé- phone	Radio	Passenger automobile — Automobile de tourisme	Before 1941 — Avant 1941	1941-45	1946-49	1950-51 <sup>1</sup>
<b>CANADA</b> .....	<b>2,370,420</b>	<b>1,167,680</b>	<b>1,147,480</b>	<b>1,849,875</b>	<b>1,019,405</b>	<b>1,409,750</b>	<b>2,222,310</b>	<b>1,120,280</b>	<b>647,755</b>	<b>397,540</b>	<b>779,725</b>	<b>545,400</b>
Owner — Propriétaires	1,560,720	689,585	742,720	1,256,535	704,895	931,155	1,457,420	810,820	527,650	276,305	517,535	239,230
Tenant — Locataires	809,700	478,095	404,760	593,340	314,510	478,595	764,890	309,460	120,105	121,235	262,190	306,170
Rural — Rurale	909,840	167,080	258,235	644,090	213,845	369,185	817,845	448,380	320,450	148,330	286,495	154,565
Owner — Propriétaires	739,285	127,520	206,855	523,695	175,200	311,620	665,785	366,605	301,380	129,445	226,985	81,475
Tenant — Locataires	170,555	39,560	51,380	120,395	38,645	57,565	152,060	81,775	19,070	18,885	59,510	73,090
Urban — Urbaine	1,460,580	1,000,600	889,245	1,205,785	805,560	1,040,565	1,404,465	671,900	327,305	249,210	493,230	390,835
Owner — Propriétaires	821,435	562,065	535,865	732,840	529,695	619,535	791,635	444,215	226,270	146,860	290,550	157,755
Tenant — Locataires	639,145	438,535	353,380	472,945	275,865	421,030	612,830	227,685	101,035	102,350	202,680	233,080
<b>Newfoundland</b> .....	<b>49,855</b>	<b>2,560</b>	<b>3,970</b>	<b>13,795</b>	<b>3,415</b>	<b>10,195</b>	<b>40,605</b>	<b>4,890</b>	<b>21,795</b>	<b>8,850</b>	<b>13,085</b>	<b>6,125</b>
Owner — Propriétaires	42,855	1,525	2,740	10,105	2,540	7,195	34,290	3,815	20,820	7,935	10,455	3,645
Tenant — Locataires	7,000	1,035	1,230	3,690	875	3,000	6,315	1,075	975	915	2,630	2,480
Rural — Rurale	29,090	225	500	2,430	365	1,440	21,740	885	14,440	5,380	6,720	2,550
Owner — Propriétaires	27,630	--	245	1,905	155	1,080	20,475	790	14,290	5,180	6,200	1,960
Tenant — Locataires	1,460	175	255	525	210	360	1,265	--	150	200	520	590
Urban — Urbaine	20,765	2,335	3,470	11,365	3,050	8,755	18,865	4,005	7,355	3,470	6,365	3,575
Owner — Propriétaires	15,225	1,475	2,495	8,200	2,385	6,115	13,815	3,025	6,530	2,755	4,255	1,685
Tenant — Locataires	5,540	860	975	3,165	665	2,640	5,050	980	825	715	2,110	1,890
St. John's	6,880	1,100	1,690	4,515	1,675	5,120	6,495	1,960	2,290	1,080	2,240	1,270
Owner — Propriétaires	4,165	800	1,360	3,060	1,405	3,535	4,010	1,435	1,810	710	1,165	480
Tenant — Locataires	2,715	300	330	1,455	270	1,585	2,485	525	480	370	1,075	790
<b>Prince Edward Island</b> .....	<b>15,045</b>	<b>1,505</b>	<b>3,180</b>	<b>7,185</b>	<b>2,795</b>	<b>6,215</b>	<b>13,970</b>	<b>6,510</b>	<b>6,900</b>	<b>2,025</b>	<b>3,945</b>	<b>2,175</b>
Owner — Propriétaires	12,190	685	2,100	5,520	1,955	4,755	11,340	5,420	6,490	1,695	3,080	925
Tenant — Locataires	2,855	820	1,080	1,665	840	1,460	2,630	1,090	410	330	865	1,250
Rural — Rurale	11,600	520	1,735	4,800	1,320	3,650	10,735	5,000	5,965	1,565	2,830	1,240
Owner — Propriétaires	10,370	215	1,305	4,110	1,035	3,340	9,595	4,510	5,805	1,445	2,475	645
Tenant — Locataires	1,230	305	430	690	285	310	1,140	490	160	120	355	595
Urban — Urbaine	3,445	985	1,445	2,385	1,475	2,565	3,235	1,510	935	460	1,115	935
Owner — Propriétaires	1,820	470	795	1,410	920	1,415	1,745	910	685	250	605	280
Tenant — Locataires	1,625	515	650	975	555	1,150	1,490	600	250	210	510	655
<b>Nova Scotia</b> .....	<b>97,610</b>	<b>14,430</b>	<b>31,490</b>	<b>68,970</b>	<b>28,975</b>	<b>50,980</b>	<b>90,520</b>	<b>35,065</b>	<b>36,720</b>	<b>14,830</b>	<b>29,360</b>	<b>16,700</b>
Owner — Propriétaires	33,095	8,690	22,915	52,900	22,695	37,455	68,255	27,245	33,380	12,250	20,810	7,125
Tenant — Locataires	24,045	5,740	8,575	16,070	6,280	13,525	22,265	7,820	3,340	2,580	8,550	9,575
Rural — Rurale	46,370	1,825	10,125	28,870	9,360	16,160	42,115	16,040	20,910	6,810	13,055	5,595
Owner — Propriétaires	40,470	1,190	8,680	25,290	8,270	14,345	36,865	13,855	20,165	6,220	10,805	3,280
Tenant — Locataires	5,900	635	1,445	3,580	1,090	1,815	5,250	2,185	745	590	2,250	2,315
Urban — Urbaine	51,240	12,605	21,365	40,100	19,615	34,820	48,405	19,025	15,810	8,020	16,305	11,105
Owner — Propriétaires	33,095	7,500	14,235	27,610	14,425	23,110	31,390	13,390	13,215	6,030	10,005	3,845
Tenant — Locataires	18,145	5,105	7,130	12,490	5,190	11,710	17,015	5,635	2,595	1,990	6,300	7,260
Halifax	11,005	4,850	5,745	7,475	4,880	9,205	10,335	4,345	2,805	1,700	3,505	2,995
Owner — Propriétaires	5,145	2,560	3,380	4,000	3,230	4,770	4,890	2,605	1,690	1,035	1,625	795
Tenant — Locataires	5,860	2,290	2,365	3,475	1,650	4,435	5,445	1,740	1,115	665	1,880	2,200
Sydney	4,000	990	1,735	3,455	1,790	3,085	3,895	1,430	1,305	890	1,095	710
Owner — Propriétaires	2,700	670	1,205	2,455	1,400	2,190	2,635	1,015	1,070	690	630	310
Tenant — Locataires	1,300	320	530	1,000	390	895	1,260	415	235	200	465	400

1. Up to June 1, 1951. — Jusqu'au 1<sup>er</sup> juin 1951.

TABLE 95. Normal family households without lodgers by tenure showing specified household facilities and conveniences, and first year of occupancy by present household head, for provinces, rural, urban, and cities of 30,000 population and over, 1951 - Continued

TABLEAU 95. Ménages de familles normales sans chambreurs selon le mode d'occupation et possédant certaines commodités ménagères et de confort, et première année d'occupation par le chef de ménage actuel, provinces, régions rurales et urbaines, et cités de 30,000 et plus, 1951 - suite

Locality and tenure Localité et mode d'occupation	Total	Households with: Ménages pourvus de:							Year of occupancy Année d'occupation			
		Electric or gas range	Mechanical refrigeration	Powered washing machine	Electric vacuum cleaner	Tele- phone	Radio	Passenger automobile	Before 1941	1941-45	1946-49	1950-51 <sup>1</sup>
		Cuisinière électrique ou à gaz	Réfrigération mécanique	Lessi- veuse mécanique	Aspi- rateur électrique	Télé- phone						
<b>New Brunswick</b> .....	<b>79,525</b>	<b>12,475</b>	<b>21,225</b>	<b>55,265</b>	<b>21,115</b>	<b>36,190</b>	<b>71,855</b>	<b>27,210</b>	<b>26,925</b>	<b>12,585</b>	<b>25,210</b>	<b>14,805</b>
Owner - Propriétaires	56,140	6,350	13,535	38,610	13,905	23,035	50,140	19,820	23,260	9,590	17,160	6,130
Tenant - Locataires ..	23,385	6,125	7,690	16,655	7,210	13,155	21,715	7,390	3,665	2,995	8,050	8,675
<b>Rural - Rurale</b> .....	<b>44,120</b>	<b>1,700</b>	<b>7,175</b>	<b>27,200</b>	<b>6,435</b>	<b>12,805</b>	<b>38,265</b>	<b>13,805</b>	<b>17,995</b>	<b>7,135</b>	<b>12,955</b>	<b>6,035</b>
Owner - Propriétaires	38,395	1,190	6,065	23,680	5,585	11,075	33,305	12,140	17,380	6,550	11,005	3,460
Tenant - Locataires ..	5,725	510	1,110	3,520	850	1,730	4,960	1,665	615	585	1,950	2,575
<b>Urban - Urbaine</b> .....	<b>35,405</b>	<b>10,775</b>	<b>14,050</b>	<b>28,065</b>	<b>14,680</b>	<b>23,385</b>	<b>33,590</b>	<b>13,405</b>	<b>8,930</b>	<b>5,450</b>	<b>12,255</b>	<b>8,770</b>
Owner - Propriétaires	17,745	5,160	7,470	14,930	8,320	11,960	16,835	7,680	5,880	3,040	6,155	2,670
Tenant - Locataires ..	17,660	5,615	6,580	13,135	6,360	11,425	16,755	5,725	3,050	2,410	6,100	6,100
<b>Saint John</b> .....	<b>8,430</b>	<b>2,100</b>	<b>2,855</b>	<b>5,830</b>	<b>3,260</b>	<b>5,770</b>	<b>7,995</b>	<b>2,910</b>	<b>2,405</b>	<b>1,320</b>	<b>2,525</b>	<b>2,180</b>
Owner - Propriétaires	1,685	655	865	1,310	1,060	1,430	1,645	975	770	270	450	195
Tenant - Locataires ..	6,745	1,445	1,990	4,520	2,200	4,340	6,350	1,935	1,635	1,050	2,075	1,985
<b>Québec</b> .....	<b>624,315</b>	<b>268,000</b>	<b>295,865</b>	<b>496,725</b>	<b>210,300</b>	<b>356,025</b>	<b>588,730</b>	<b>185,175</b>	<b>167,450</b>	<b>113,750</b>	<b>194,140</b>	<b>148,975</b>
Owner - Propriétaires	310,110	84,445	130,275	255,360	97,200	159,090	287,370	108,520	107,930	55,025	99,440	47,715
Tenant - Locataires ..	314,205	183,555	165,590	241,365	113,100	196,935	301,360	76,655	59,520	58,725	94,700	101,260
<b>Rural - Rurale</b> .....	<b>194,625</b>	<b>13,610</b>	<b>45,325</b>	<b>146,825</b>	<b>24,755</b>	<b>61,720</b>	<b>172,580</b>	<b>56,710</b>	<b>72,105</b>	<b>32,635</b>	<b>59,550</b>	<b>30,335</b>
Owner - Propriétaires	163,170	9,695	36,315	123,350	20,375	53,720	144,775	48,700	68,735	29,275	48,415	16,745
Tenant - Locataires ..	31,455	3,915	9,010	23,475	4,380	8,000	27,805	8,010	3,370	3,360	11,135	13,590
<b>Urban - Urbaine</b> .....	<b>429,690</b>	<b>254,390</b>	<b>250,540</b>	<b>349,900</b>	<b>185,545</b>	<b>294,305</b>	<b>416,150</b>	<b>128,465</b>	<b>95,345</b>	<b>81,115</b>	<b>134,590</b>	<b>118,640</b>
Owner - Propriétaires	146,940	74,750	93,960	132,010	76,825	105,370	142,595	59,820	39,195	25,750	51,025	30,970
Tenant - Locataires ..	282,750	179,640	156,580	217,890	108,720	188,935	273,555	68,645	56,150	55,365	83,565	87,670
<b>Hull</b> .....	<b>6,815</b>	<b>3,820</b>	<b>3,270</b>	<b>5,985</b>	<b>1,755</b>	<b>4,275</b>	<b>6,570</b>	<b>2,030</b>	<b>1,465</b>	<b>1,135</b>	<b>2,400</b>	<b>1,815</b>
Owner - Propriétaires	2,885	1,595	1,580	2,685	1,010	2,145	2,805	1,065	965	460	950	510
Tenant - Locataires ..	3,930	2,225	1,690	3,300	745	2,130	3,765	965	500	675	1,450	1,305
<b>Montréal</b> .....	<b>160,275</b>	<b>140,370</b>	<b>102,995</b>	<b>116,145</b>	<b>74,565</b>	<b>123,675</b>	<b>155,530</b>	<b>46,255</b>	<b>41,645</b>	<b>33,350</b>	<b>43,415</b>	<b>41,865</b>
Owner - Propriétaires	29,030	25,815	23,635	24,600	19,965	25,275	28,365	13,345	7,460	4,215	9,185	8,170
Tenant - Locataires ..	131,245	114,555	79,360	91,545	54,600	98,400	127,165	32,910	34,185	29,135	34,230	33,695
<b>Outremont</b> .....	<b>4,870</b>	<b>4,825</b>	<b>4,415</b>	<b>3,080</b>	<b>3,850</b>	<b>4,700</b>	<b>4,805</b>	<b>2,560</b>	<b>1,600</b>	<b>1,035</b>	<b>1,130</b>	<b>1,105</b>
Owner - Propriétaires	1,715	1,710	1,665	1,355	1,580	1,680	1,690	1,340	605	410	415	285
Tenant - Locataires ..	3,155	3,115	2,750	1,725	2,270	3,020	3,115	1,220	995	625	715	820
<b>Québec</b> .....	<b>24,235</b>	<b>12,610</b>	<b>13,750</b>	<b>18,735</b>	<b>9,415</b>	<b>18,820</b>	<b>23,765</b>	<b>6,470</b>	<b>5,955</b>	<b>5,020</b>	<b>7,130</b>	<b>6,130</b>
Owner - Propriétaires	5,775	3,495	4,080	4,950	3,165	5,065	5,685	2,500	2,000	1,065	1,695	1,015
Tenant - Locataires ..	18,460	9,115	9,670	13,785	6,250	13,755	18,080	3,970	3,955	3,955	5,435	5,115
<b>Sherbrooke</b> .....	<b>8,405</b>	<b>4,920</b>	<b>5,265</b>	<b>7,485</b>	<b>4,195</b>	<b>6,450</b>	<b>8,070</b>	<b>3,115</b>	<b>1,285</b>	<b>1,460</b>	<b>2,745</b>	<b>2,915</b>
Owner - Propriétaires	2,790	1,755	2,010	2,630	1,770	2,400	2,665	1,415	620	440	1,010	720
Tenant - Locataires ..	5,615	3,165	3,255	4,855	2,425	4,050	5,405	1,700	665	1,020	1,735	2,195
<b>Trois-Rivières</b> .....	<b>7,185</b>	<b>2,705</b>	<b>3,475</b>	<b>6,510</b>	<b>3,365</b>	<b>5,325</b>	<b>7,050</b>	<b>1,835</b>	<b>1,580</b>	<b>1,460</b>	<b>2,200</b>	<b>1,945</b>
Owner - Propriétaires	1,930	950	1,185	1,805	1,210	1,585	1,915	745	610	280	625	415
Tenant - Locataires ..	5,255	1,755	2,290	4,705	2,155	3,740	5,135	1,090	970	1,180	1,575	1,530
<b>Verdun</b> .....	<b>14,865</b>	<b>13,620</b>	<b>9,085</b>	<b>11,620</b>	<b>8,795</b>	<b>12,875</b>	<b>14,550</b>	<b>4,405</b>	<b>4,680</b>	<b>3,590</b>	<b>4,035</b>	<b>2,560</b>
Owner - Propriétaires	2,255	2,080	1,815	1,925	1,725	2,065	2,240	960	545	420	900	390
Tenant - Locataires ..	12,610	11,540	7,270	9,695	7,070	10,810	12,310	3,445	4,135	3,170	3,135	2,170
<b>Ontario</b> .....	<b>789,060</b>	<b>589,515</b>	<b>502,855</b>	<b>657,270</b>	<b>447,310</b>	<b>575,920</b>	<b>743,205</b>	<b>482,450</b>	<b>218,445</b>	<b>130,130</b>	<b>254,935</b>	<b>185,550</b>
Owner - Propriétaires	545,065	398,725	360,130	477,850	335,060	417,880	514,600	356,865	183,985	95,505	174,295	91,280
Tenant - Locataires ..	243,995	190,790	142,725	179,420	112,250	158,040	228,605	125,585	34,460	34,625	80,640	94,270
<b>Rural - Rurale</b> .....	<b>247,175</b>	<b>110,320</b>	<b>119,355</b>	<b>195,445</b>	<b>98,200</b>	<b>150,220</b>	<b>224,425</b>	<b>168,800</b>	<b>84,185</b>	<b>35,945</b>	<b>77,215</b>	<b>49,830</b>
Owner - Propriétaires	194,325	85,515	97,335	157,385	82,000	127,760	177,825	137,145	78,585	30,330	59,515	25,895
Tenant - Locataires ..	52,850	24,805	22,020	38,060	16,200	22,460	46,600	31,655	5,600	5,615	17,700	23,935
<b>Urban - Urbaine</b> .....	<b>541,885</b>	<b>479,195</b>	<b>383,500</b>	<b>461,825</b>	<b>349,110</b>	<b>425,700</b>	<b>518,780</b>	<b>313,650</b>	<b>134,260</b>	<b>94,185</b>	<b>177,720</b>	<b>135,720</b>
Owner - Propriétaires	350,740	313,210	262,795	320,465	253,060	290,120	336,775	219,720	105,400	65,175	114,780	65,385
Tenant - Locataires ..	191,145	165,985	120,705	141,360	96,050	135,580	182,005	93,930	28,860	29,010	62,940	70,335

1. Up to June 1, 1951. - Jusqu'au 1<sup>er</sup> juin 1951.

TABLE 95. Normal family households without lodgers by tenure showing specified household facilities and conveniences, and first year of occupancy by present household head, for provinces, rural, urban, and cities of 30,000 population and over, 1951 - Continued

TABLEAU 95. Ménages de familles normales sans chambreurs selon le mode d'occupation et possédant certaines commodités ménagères et de confort, et première année d'occupation par le chef de ménage actuel, provinces, régions rurales et urbaines, et cités de 30,000 et plus, 1951 - suite

Locality and tenure Localité et mode d'occupation	Total	Households with: Ménages pourvus de:							Year of occupancy Année d'occupation			
		Electric or gas range Cuisinière électrique ou à gaz	Mechanical refrigeration Réfrigération mécanique	Powered washing machine Lessi- veuse mécanique	Electric vacuum cleaner Aspi- rateur électrique	Tele- phone Télé- phone	Radio	Passenger automobile Automobile de tourisme	Before 1941 Avant 1941	1941-45	1946-49	1950-51 <sup>1</sup>
<b>Ontario - Con.-fin</b>												
Brantford	6,805	6,610	4,315	6,130	4,760	5,545	6,515	3,470	1,760	1,155	2,195	1,695
Owner - Propriétaires..	3,950	3,850	2,765	3,765	3,115	3,390	3,780	2,130	1,390	705	1,220	635
Tenant - Locataires....	2,855	2,760	1,550	2,365	1,645	2,155	2,735	1,340	370	450	975	1,060
Fort William	6,620	5,175	3,740	6,020	4,245	5,285	6,275	3,120	1,530	1,270	2,270	1,550
Owner - Propriétaires..	4,715	3,675	2,695	4,465	3,200	3,865	4,500	2,255	1,365	1,095	1,680	575
Tenant - Locataires....	1,905	1,500	1,045	1,555	1,045	1,420	1,775	865	165	175	590	975
Hamilton	36,200	35,340	27,790	28,780	23,235	28,865	34,695	20,705	9,025	7,120	11,045	9,010
Owner - Propriétaires..	23,530	23,000	19,370	20,900	17,180	19,970	22,645	14,495	6,995	5,080	7,005	4,450
Tenant - Locataires....	12,670	12,340	8,420	7,880	6,055	8,895	12,050	6,210	2,030	2,040	4,040	4,560
Kingston	5,175	4,720	4,245	4,090	3,080	4,190	4,920	2,905	1,260	780	1,740	1,395
Owner - Propriétaires..	2,280	2,110	1,995	2,005	1,700	2,055	2,180	1,460	680	380	830	390
Tenant - Locataires....	2,895	2,610	2,250	2,085	1,380	2,135	2,740	1,445	580	400	910	1,005
Kitchener	7,255	7,180	5,260	6,435	5,375	5,525	7,060	4,290	1,775	1,250	2,200	2,030
Owner - Propriétaires..	4,505	4,485	3,560	4,355	3,845	3,830	4,410	2,965	1,485	880	1,190	950
Tenant - Locataires....	2,750	2,695	1,700	2,080	1,530	1,695	2,650	1,325	290	370	1,010	1,080
London	16,615	16,475	12,065	13,835	11,355	13,060	16,115	9,930	4,310	2,655	5,290	4,360
Owner - Propriétaires..	10,055	10,020	7,785	9,275	8,020	8,745	9,770	6,525	3,425	1,610	3,185	1,835
Tenant - Locataires....	6,560	6,455	4,280	4,560	3,335	4,315	6,345	3,405	885	1,045	2,105	2,525
Oshawa	7,960	6,850	5,435	6,955	5,100	6,635	7,625	4,930	1,830	1,650	2,625	1,855
Owner - Propriétaires..	5,810	5,010	4,190	5,385	4,085	5,055	5,605	3,750	1,565	1,275	1,940	1,030
Tenant - Locataires....	2,150	1,840	1,245	1,570	1,015	1,580	2,020	1,180	265	375	685	825
Ottawa	29,895	27,255	22,720	24,025	18,430	25,555	28,425	16,495	7,640	4,300	10,125	7,830
Owner - Propriétaires..	13,300	12,490	10,835	11,805	9,950	12,175	12,580	8,675	3,865	2,260	4,595	2,580
Tenant - Locataires....	16,595	14,765	11,885	12,220	8,480	13,380	15,845	7,820	3,775	2,040	5,530	5,250
Peterborough	6,555	5,510	4,855	5,905	4,305	5,310	6,290	3,750	1,605	1,160	2,150	1,640
Owner - Propriétaires..	4,140	3,560	3,250	3,890	3,110	3,620	4,015	2,600	1,170	750	1,435	785
Tenant - Locataires....	2,415	1,950	1,605	2,015	1,195	1,690	2,275	1,150	435	410	715	855
Port Arthur	5,985	4,615	3,235	5,360	3,735	4,810	5,785	2,765	1,360	950	2,080	1,595
Owner - Propriétaires..	4,500	3,425	2,460	4,170	3,040	3,725	4,380	2,165	1,270	865	1,580	785
Tenant - Locataires....	1,485	1,190	775	1,190	695	1,085	1,405	600	--	--	500	810
St. Catharines	7,105	6,905	5,540	6,125	4,990	5,550	6,725	3,965	1,955	1,505	2,020	1,625
Owner - Propriétaires..	4,435	4,380	3,775	4,125	3,540	3,775	4,205	2,570	1,545	980	1,255	655
Tenant - Locataires....	2,670	2,525	1,765	2,000	1,450	1,775	2,520	1,395	410	525	765	970
Sarnia	6,405	6,145	4,710	5,715	4,355	5,250	6,075	4,045	1,320	1,080	2,235	1,770
Owner - Propriétaires..	4,450	4,295	3,630	4,225	3,425	3,900	4,225	2,980	1,160	895	1,490	905
Tenant - Locataires....	1,955	1,850	1,080	1,490	930	1,350	1,850	1,065	160	185	745	865
Sault Ste. Marie	5,325	4,425	3,655	4,800	3,090	4,600	5,095	2,780	1,600	1,000	1,665	1,060
Owner - Propriétaires..	3,465	2,930	2,500	3,275	2,315	3,090	3,315	2,005	1,345	740	930	450
Tenant - Locataires....	1,860	1,495	1,155	1,525	775	1,510	1,780	775	255	260	735	610
Sudbury	6,320	5,130	4,315	5,310	3,130	4,615	6,040	2,910	1,075	995	2,260	1,990
Owner - Propriétaires..	2,770	2,315	2,195	2,570	1,720	2,340	2,660	1,420	750	600	920	500
Tenant - Locataires....	3,550	2,815	2,120	2,740	1,410	2,275	3,380	1,490	325	395	1,340	1,490
Toronto	72,065	70,830	53,205	54,240	50,045	64,555	68,840	37,185	26,320	14,860	18,080	12,805
Owner - Propriétaires..	42,715	42,260	33,535	37,010	33,805	40,065	41,030	24,425	19,380	8,915	9,935	4,485
Tenant - Locataires....	29,350	28,570	19,670	17,230	16,240	24,490	27,810	12,760	6,940	5,945	8,145	8,320
Windsor	21,340	21,155	14,725	18,705	15,085	15,735	20,355	11,935	5,185	4,800	6,460	4,895
Owner - Propriétaires..	11,350	11,305	8,915	10,755	9,380	9,375	10,865	7,085	3,690	2,975	2,865	1,820
Tenant - Locataires....	9,990	9,850	5,810	7,950	5,705	6,360	9,490	4,850	1,495	1,825	3,595	3,075
<b>Manitoba</b>	<b>146,200</b>	<b>77,440</b>	<b>71,445</b>	<b>109,590</b>	<b>62,955</b>	<b>81,160</b>	<b>137,220</b>	<b>69,725</b>	<b>38,970</b>	<b>25,180</b>	<b>51,625</b>	<b>30,425</b>
Owner - Propriétaires..	106,460	51,920	50,795	83,680	46,270	59,700	99,525	54,465	34,735	20,205	37,250	14,270
Tenant - Locataires....	39,740	25,520	20,650	25,910	16,685	21,460	37,695	15,260	4,235	4,975	14,375	16,155
Rural - Rurale	62,140	10,905	17,960	42,405	13,395	24,795	55,825	34,020	21,905	11,860	19,900	8,475
Owner - Propriétaires..	51,635	8,350	14,100	34,865	10,625	20,645	46,280	28,675	20,425	10,445	16,130	4,635
Tenant - Locataires....	10,505	2,555	3,860	7,540	2,770	4,150	9,545	5,345	1,480	1,415	3,770	3,840
Urban - Urbaine	84,060	66,535	53,485	67,185	49,560	56,365	81,395	35,705	17,065	13,320	31,725	21,950
Owner - Propriétaires..	54,825	43,570	36,695	48,815	35,645	39,055	53,245	25,790	14,310	9,760	21,120	9,635
Tenant - Locataires....	29,235	22,965	16,790	18,370	13,915	17,310	28,150	9,915	2,755	3,560	10,605	12,315

1. Up to June 1, 1951. - Jusqu'au 1<sup>er</sup> juin 1951.

TABLE 95. Normal family households without lodgers by tenure showing specified household facilities and conveniences, and first year of occupancy by present household head, for provinces, rural, urban, and cities of 30,000 population and over, 1951 - Concluded

TABLEAU 95. Ménages de familles normales sans chambreurs selon le mode d'occupation et possédant certaines commodités ménagères et de confort, et première année d'occupation par le chef de ménage actuel, provinces, régions rurales et urbaines, et cités de 30,000 et plus, 1951 - fin

Locality and tenure Localité et mode d'occupation	Total	Households with: Ménages pourvus de:							Year of occupancy Année d'occupation					
		Electric or gas range Cuisinière électrique ou à gaz	Mechanical refrigeration Réfrigération mécanique	Powered washing machine Lessiveuse mécanique	Electric vacuum cleaner Aspi- rateur électrique	Tele- phone Télé- phone	Radio	Passenger automobile Automobile de tourisme	Before 1941 Avant 1941	1941-45	1946-49	1950-51 <sup>1</sup>		
<b>Manitoba - Con. - fin</b>														
Winnipeg .....	42,345	37,560	29,105	31,515	26,635	31,770	41,155	16,895	9,315	6,885	14,635	11,510		
Owner - Propriétaires...	23,225	21,395	17,585	20,795	17,220	19,225	22,675	10,875	7,270	4,330	7,855	3,770		
Tenant - Locataires...	19,120	16,165	11,520	10,720	9,415	12,545	18,480	6,020	2,045	2,555	6,780	7,740		
<b>Saskatchewan</b>	<b>156,935</b>	<b>29,985</b>	<b>37,300</b>	<b>116,905</b>	<b>42,880</b>	<b>80,930</b>	<b>148,155</b>	<b>87,395</b>	<b>47,370</b>	<b>28,055</b>	<b>55,105</b>	<b>26,405</b>		
Owner - Propriétaires	117,610	19,205	25,935	87,705	30,930	61,045	110,835	66,870	42,720	22,765	39,450	12,675		
Tenant - Locataires...	39,325	10,780	11,365	29,200	11,950	19,885	37,320	20,525	4,650	5,290	15,655	13,730		
Rural - Rurale .....	109,530	8,070	14,140	75,750	15,820	49,565	101,995	63,300	40,010	20,310	35,585	13,625		
Owner - Propriétaires	87,215	6,215	11,080	59,740	12,625	40,295	81,145	50,505	36,565	17,090	26,490	7,070		
Tenant - Locataires...	22,315	1,855	3,060	16,010	3,195	9,270	20,850	12,795	3,445	3,220	9,095	6,555		
Urban - Urbaine .....	47,405	21,915	23,160	41,155	27,060	31,365	46,160	24,095	7,360	7,745	19,520	12,780		
Owner - Propriétaires	30,395	12,990	14,855	27,965	18,305	20,750	29,690	16,365	6,155	5,675	12,960	5,605		
Tenant - Locataires...	17,010	8,925	8,305	13,190	8,755	10,615	16,470	7,730	1,205	2,070	6,560	7,175		
Regina .....	12,800	7,735	6,910	11,030	8,280	10,060	12,435	6,330	2,100	2,220	5,100	3,380		
Owner - Propriétaires	7,650	4,570	4,175	7,170	5,275	6,220	7,450	4,065	1,595	1,440	3,160	1,455		
Tenant - Locataires...	5,150	3,165	2,735	3,860	3,005	3,840	4,985	2,265	505	780	1,940	1,925		
Saskatoon .....	10,160	5,140	4,890	8,870	6,320	7,870	9,935	5,170	1,605	1,580	4,160	2,815		
Owner - Propriétaires	6,815	3,225	3,330	6,305	4,470	5,425	6,675	3,655	1,410	1,130	2,890	1,385		
Tenant - Locataires...	3,345	1,915	1,560	2,565	1,850	2,445	3,260	1,515	195	450	1,270	1,430		
<b>Alberta</b>	<b>177,025</b>	<b>85,675</b>	<b>66,275</b>	<b>139,875</b>	<b>70,350</b>	<b>73,455</b>	<b>166,735</b>	<b>97,585</b>	<b>43,335</b>	<b>27,435</b>	<b>61,265</b>	<b>44,990</b>		
Owner - Propriétaires	128,620	56,570	48,270	104,690	52,785	55,600	121,525	73,965	38,955	22,825	45,480	21,360		
Tenant - Locataires...	48,405	29,105	18,005	35,185	17,565	17,855	45,210	23,620	4,380	4,610	15,785	23,630		
Rural - Rurale .....	90,450	11,175	17,065	65,260	17,400	25,575	82,590	50,790	29,960	15,935	29,210	15,345		
Owner - Propriétaires	72,360	8,485	13,405	52,675	14,030	20,905	66,475	40,930	27,805	13,805	22,895	7,855		
Tenant - Locataires...	18,090	2,690	3,660	12,585	3,370	4,670	16,115	9,860	2,155	2,130	6,315	7,490		
Urban - Urbaine .....	86,575	74,500	49,210	74,615	52,950	47,880	84,145	46,795	13,375	11,500	32,055	29,645		
Owner - Propriétaires	56,280	48,085	34,865	52,015	38,755	34,695	55,050	33,035	11,150	9,020	22,585	13,505		
Tenant - Locataires...	30,315	26,415	14,345	22,600	14,195	13,185	29,095	13,760	2,225	2,480	9,470	16,140		
Calgary .....	25,420	25,065	16,215	21,480	18,365	18,320	25,025	14,240	4,530	3,155	8,900	8,835		
Owner - Propriétaires	15,935	15,730	11,310	14,860	13,225	12,975	15,765	9,915	3,410	2,325	5,950	4,250		
Tenant - Locataires...	9,485	9,335	4,905	6,620	5,140	5,345	9,260	4,325	1,120	830	2,950	4,585		
Edmonton .....	29,150	27,270	16,960	25,015	18,305	15,870	28,330	15,240	3,870	3,860	10,565	10,855		
Owner - Propriétaires	18,560	17,350	11,995	17,275	13,450	11,600	18,180	10,740	3,225	2,920	7,510	4,905		
Tenant - Locataires...	10,590	9,920	4,965	7,740	4,855	4,270	10,150	4,500	645	940	3,055	5,950		
<b>British Columbia</b>	<b>234,850</b>	<b>86,095</b>	<b>113,875</b>	<b>184,295</b>	<b>129,310</b>	<b>138,680</b>	<b>221,315</b>	<b>124,275</b>	<b>39,845</b>	<b>34,700</b>	<b>91,055</b>	<b>69,250</b>		
Owner - Propriétaires	168,105	61,470	86,025	140,115	101,555	105,400	159,540	93,835	35,375	28,510	70,115	34,105		
Tenant - Locataires...	66,745	24,625	27,850	44,180	27,755	33,280	61,775	30,440	4,470	6,190	20,940	35,145		
Rural - Rurale .....	74,740	8,730	24,855	55,105	26,795	23,255	67,575	39,030	12,975	10,755	29,475	21,535		
Owner - Propriétaires	53,715	6,615	18,325	40,695	20,500	18,455	49,045	29,355	11,625	9,105	23,055	9,930		
Tenant - Locataires...	21,025	2,115	6,530	14,410	6,295	4,800	18,530	9,675	1,350	1,650	6,420	11,605		
Urban - Urbaine .....	160,110	77,365	89,020	129,190	102,515	115,425	153,740	85,245	26,870	23,945	61,580	47,715		
Owner - Propriétaires	114,390	54,855	67,700	99,420	81,055	86,945	110,495	64,480	23,750	19,405	47,060	24,175		
Tenant - Locataires...	45,720	22,510	21,320	29,770	21,460	28,480	43,245	20,765	3,120	4,540	14,520	23,540		
Vancouver .....	65,365	41,370	38,155	50,470	43,310	52,000	62,915	33,155	12,490	10,220	23,385	19,270		
Owner - Propriétaires	44,380	27,545	28,070	38,750	33,460	37,510	43,080	24,215	10,625	7,805	16,990	8,960		
Tenant - Locataires...	20,985	13,825	10,085	11,720	9,850	14,490	19,835	8,940	1,865	2,415	6,395	10,310		
Victoria .....	9,655	4,635	4,410	6,715	6,440	7,310	9,430	4,985	1,755	1,190	3,285	3,425		
Owner - Propriétaires	5,775	2,455	2,765	4,450	4,415	4,880	5,675	3,230	1,505	960	2,140	1,170		
Tenant - Locataires...	3,880	2,180	1,645	2,265	2,025	2,430	3,755	1,755	250	230	1,145	2,255		

1. Up to June 1, 1951. - Jusqu'au 1<sup>er</sup> juin 1951.

**TABLE 96. Normal family tenant non-farm households without lodgers showing monthly rent, for provinces, rural, urban, and cities of 30,000 population and over, 1951**

**TABLEAU 96. Ménages de familles normales de locataires non agricoles sans chambreurs et loyer mensuel, provinces, régions rurales et urbaines, et cités de 30,000 et plus, 1951**

Locality — Localité	Total	Monthly rent — Loyer mensuel									
		No rent paid — Aucun loyer payé	\$1-14	\$15-19	\$20-24	\$25-29	\$30-39	\$40-49	\$50-59	\$60-69	\$70+
<b>CANADA</b> .....	<b>762,630</b>	<b>35,800</b>	<b>59,020</b>	<b>70,060</b>	<b>90,545</b>	<b>99,645</b>	<b>145,480</b>	<b>95,610</b>	<b>62,395</b>	<b>42,475</b>	<b>61,600</b>
Rural - Rurale .....	124,825	21,045	34,295	18,850	14,465	11,610	11,795	6,705	2,970	1,575	1,515
Urban - Urbaine .....	637,805	14,755	24,725	51,210	76,080	88,035	133,685	88,905	59,425	40,900	60,085
<b>Newfoundland</b> .....	<b>6,935</b>	<b>1,060</b>	<b>1,425</b>	<b>850</b>	<b>845</b>	<b>680</b>	<b>905</b>	<b>450</b>	<b>285</b>	<b>125</b>	<b>310</b>
Rural - Rurale .....	1,420	540	360	130	120	--	--	--	--	--	--
Urban - Urbaine .....	5,515	520	1,065	720	725	610	820	370	280	120	285
St. John's.....	2,715	185	300	305	345	405	585	230	110	--	170
<b>Prince Edward Island</b> .....	<b>2,605</b>	<b>275</b>	<b>295</b>	<b>205</b>	<b>290</b>	<b>235</b>	<b>315</b>	<b>420</b>	<b>240</b>	<b>240</b>	<b>90</b>
Rural - Rurale .....	980	235	210	--	--	--	--	160	--	--	--
Urban - Urbaine .....	1,625	--	--	160	240	195	245	260	200	145	--
<b>Nova Scotia</b> .....	<b>23,035</b>	<b>1,955</b>	<b>3,610</b>	<b>2,745</b>	<b>3,145</b>	<b>2,385</b>	<b>3,170</b>	<b>2,220</b>	<b>1,535</b>	<b>1,060</b>	<b>1,210</b>
Rural - Rurale .....	4,905	1,110	1,550	665	500	375	225	185	145	--	--
Urban - Urbaine .....	18,130	845	2,060	2,080	2,645	2,010	2,945	2,035	1,390	990	1,130
Halifax .....	5,860	155	205	465	600	780	1,080	680	555	470	870
Sydney .....	1,300	--	--	170	260	190	160	130	120	125	--
<b>New Brunswick</b> .....	<b>22,645</b>	<b>1,535</b>	<b>3,775</b>	<b>3,035</b>	<b>3,075</b>	<b>2,875</b>	<b>3,560</b>	<b>2,470</b>	<b>1,185</b>	<b>710</b>	<b>425</b>
Rural - Rurale .....	5,035	1,035	2,010	660	475	365	220	160	--	--	--
Urban - Urbaine .....	17,610	500	1,765	2,375	2,600	2,510	3,340	2,310	1,135	665	410
Saint John .....	6,745	--	675	1,215	1,110	1,120	1,095	710	440	220	115
<b>Québec</b> .....	<b>310,375</b>	<b>7,675</b>	<b>18,520</b>	<b>35,070</b>	<b>47,845</b>	<b>48,030</b>	<b>58,890</b>	<b>31,145</b>	<b>21,415</b>	<b>15,505</b>	<b>26,280</b>
Rural - Rurale .....	27,945	3,725	8,450	5,285	3,685	2,760	2,485	845	395	145	170
Urban - Urbaine .....	282,430	3,950	10,070	29,785	44,160	45,270	56,405	30,300	21,020	15,360	26,110
Hull.....	3,930	--	170	575	720	555	850	400	200	190	205
Montréal.....	131,235	1,000	2,660	11,895	19,960	19,825	22,955	13,300	12,070	9,630	17,940
Outremont.....	3,155	--	--	--	--	--	180	465	470	570	1,280
Québec.....	18,455	120	370	1,675	2,500	2,770	4,065	2,510	1,635	1,150	1,660
Sherbrooke.....	5,615	--	165	525	790	960	1,490	825	400	190	190
Trois-Rivières.....	5,255	--	185	785	1,150	1,085	1,170	405	215	150	185
Verdun.....	12,610	--	--	665	2,020	2,890	3,355	1,645	1,030	735	185
<b>Ontario</b> .....	<b>229,140</b>	<b>10,930</b>	<b>14,480</b>	<b>15,090</b>	<b>20,275</b>	<b>26,955</b>	<b>44,290</b>	<b>34,740</b>	<b>23,270</b>	<b>15,965</b>	<b>23,145</b>
Rural - Rurale .....	38,590	5,765	8,580	4,895	4,515	4,115	4,450	3,175	1,480	795	820
Urban - Urbaine .....	190,550	5,165	5,900	10,195	15,760	22,840	39,840	31,565	21,790	15,170	22,325
Brantford.....	2,855	--	--	145	355	385	860	380	300	170	140
Fort William.....	1,905	--	--	--	135	325	470	350	280	130	--
Hamilton.....	12,670	230	100	450	830	1,570	2,785	2,585	1,730	1,125	1,265
Kingston.....	2,895	160	--	205	280	355	395	435	205	220	365
Kitchener.....	2,750	--	--	70	110	220	635	675	375	290	265
London.....	6,560	135	--	255	495	530	1,080	1,175	1,005	955	865
Oshawa.....	2,125	--	--	115	220	240	510	430	310	130	--
Ottawa.....	16,560	420	190	505	855	1,425	2,980	2,540	2,300	1,800	3,545
Peterborough.....	2,415	--	--	185	210	325	745	405	245	115	--
Port Arthur.....	1,485	--	--	--	140	150	425	290	195	--	--
St. Catharines.....	2,670	--	--	--	--	540	650	465	395	230	205
Sarnia.....	1,955	--	--	--	--	195	565	360	235	215	175
Sault Ste. Marie.....	1,850	--	--	125	140	275	385	455	230	100	--
Sudbury.....	3,550	--	--	--	210	290	715	660	630	465	475
Toronto.....	29,350	650	--	415	1,170	1,950	4,175	5,295	4,820	3,945	6,855
Windsor.....	9,985	155	100	215	565	1,535	2,870	2,055	1,315	695	480
<b>Manitoba</b> .....	<b>35,575</b>	<b>2,070</b>	<b>2,845</b>	<b>2,480</b>	<b>3,570</b>	<b>4,090</b>	<b>7,300</b>	<b>5,395</b>	<b>3,390</b>	<b>2,240</b>	<b>2,195</b>
Rural - Rurale .....	6,430	1,200	2,020	380	595	350	355	540	255	140	--
Urban - Urbaine .....	29,145	870	825	1,600	2,975	3,740	6,945	4,855	3,135	2,100	2,100
Winnipeg.....	19,120	465	285	950	1,945	2,300	4,165	3,490	2,405	1,550	1,565
<b>Saskatchewan</b> .....	<b>28,070</b>	<b>2,765</b>	<b>5,220</b>	<b>3,275</b>	<b>2,750</b>	<b>2,930</b>	<b>5,460</b>	<b>2,960</b>	<b>1,570</b>	<b>670</b>	<b>470</b>
Rural - Rurale .....	11,070	2,260	4,285	2,025	1,170	630	545	--	--	--	--
Urban - Urbaine .....	17,000	505	935	1,250	1,580	2,300	4,915	2,880	1,530	645	460
Regina.....	5,150	--	150	370	350	630	1,645	905	535	270	225
Saskatoon.....	3,345	--	110	120	295	445	900	650	415	185	150
<b>Alberta</b> .....	<b>39,965</b>	<b>2,705</b>	<b>3,750</b>	<b>3,050</b>	<b>3,265</b>	<b>4,150</b>	<b>8,280</b>	<b>5,255</b>	<b>3,710</b>	<b>2,355</b>	<b>3,345</b>
Rural - Rurale .....	9,615	1,820	2,840	1,745	1,020	840	835	330	--	--	--
Urban - Urbaine .....	30,250	885	910	1,305	2,245	3,310	7,445	4,925	3,615	2,290	3,320
Calgary.....	9,475	175	175	305	645	995	2,225	1,550	1,310	800	1,295
Edmonton.....	10,580	190	150	225	500	990	2,515	1,725	1,405	1,095	1,785

TABLE 96. Normal family tenant non-farm households without lodgers showing monthly rent, for provinces, rural, urban, and cities of 30,000 population and over, 1951 - Concluded

TABLEAU 96. Ménages de familles normales de locataires non agricoles sans chambreurs et loyer mensuel, provinces, régions rurales et urbaines, et cités de 30,000 et plus, 1951 - fin

Locality - Localité	Total	Monthly rent - Loyer mensuel									
		No rent paid - Aucun loyer payé	\$1-14	\$15-19	\$20-24	\$25-29	\$30-39	\$40-49	\$50-59	\$60-69	\$70+
<b>British Columbia</b> .....	<b>64,385</b>	<b>4,830</b>	<b>5,100</b>	<b>4,260</b>	<b>5,485</b>	<b>7,315</b>	<b>13,310</b>	<b>10,555</b>	<b>5,795</b>	<b>3,605</b>	<b>4,130</b>
Rural - Rurale .....	18,835	3,355	3,990	2,520	2,335	2,065	2,525	1,150	465	190	240
Urban - Urbaine .....	45,550	1,475	1,110	1,740	3,150	5,250	10,785	9,405	5,330	3,415	3,890
Vancouver .....	20,985	505	305	625	1,130	1,855	4,580	4,650	2,835	1,940	2,560
Victoria .....	3,880	--	--	--	180	320	975	905	545	355	435

TABLE 97. Normal family owner non-farm households without lodgers showing the number with and without mortgages, for provinces, rural, urban, and cities of 30,000 population and over, 1951

TABLEAU 97. Ménages de familles normales de propriétaires non agricoles sans chambreurs et nombre de ménages hypothéqués et non hypothéqués, provinces, régions rurales et urbaines, et cités de 30,000 et plus, 1951

Locality - Localité	Total	Households reporting: - Ménages:			Locality - Localité	Total	Households reporting: - Ménages:		
		No mortgage - Non hypothéqués	First mortgage only - Première hypothèque seulement	First and second mortgages - Première et deuxième hypothèques			No mortgage - Non hypothéqués	First mortgage only - Première hypothèque seulement	First and second mortgages - Première et deuxième hypothèques
<b>CANADA</b> .....	<b>1,130,880</b>	<b>743,845</b>	<b>361,820</b>	<b>25,215</b>	<b>Ontario - Con.-fin</b>				
Rural - Rurale .....	318,500	268,910	48,025	1,565	Brantford .....	3,945	2,215	1,680	--
Urban - Urbaine .....	812,380	474,935	313,795	23,650	Fort William .....	4,715	3,280	1,365	--
<b>Newfoundland</b> .....	<b>40,415</b>	<b>39,005</b>	<b>1,385</b>	--	Hamilton .....	23,515	10,820	11,430	1,265
Rural - Rurale .....	25,580	25,540	--	--	Kingston .....	2,275	1,170	1,035	--
Urban - Urbaine .....	14,835	13,465	1,345	--	Kitchener .....	4,495	2,105	2,250	140
St. John's .....	4,155	3,095	1,050	--	London .....	10,055	5,060	4,630	365
<b>Prince Edward Island</b> .....	<b>5,305</b>	<b>4,015</b>	<b>1,280</b>	--	Oshawa .....	5,740	3,200	2,405	135
Rural - Rurale .....	3,515	2,810	700	--	Ottawa .....	13,180	5,515	6,940	725
Urban - Urbaine .....	1,790	1,205	580	--	Peterborough .....	4,140	1,815	2,130	195
<b>Nova Scotia</b> .....	<b>58,160</b>	<b>46,225</b>	<b>11,620</b>	<b>315</b>	Port Arthur .....	4,500	2,845	1,620	--
Rural - Rurale .....	25,375	23,180	2,155	--	St. Catharines .....	4,430	2,360	1,930	140
Urban - Urbaine .....	32,785	23,045	9,465	275	Sarnia .....	4,420	2,065	2,325	--
Halifax .....	5,145	2,095	2,980	--	Sault Ste. Marie .....	3,460	2,405	1,035	--
Sydney .....	2,700	1,710	960	--	Sudbury .....	2,770	1,515	1,140	115
<b>New Brunswick</b> .....	<b>37,150</b>	<b>30,400</b>	<b>6,650</b>	<b>100</b>	Toronto .....	42,705	21,300	18,660	2,745
Rural - Rurale .....	19,875	18,005	1,855	--	Windsor .....	11,350	6,660	4,500	190
Urban - Urbaine .....	17,275	12,395	4,795	--	<b>Manitoba</b> .....	<b>70,625</b>	<b>47,535</b>	<b>21,985</b>	<b>1,105</b>
Saint John .....	1,665	1,270	385	--	Rural - Rurale .....	16,495	15,400	1,065	--
<b>Québec</b> .....	<b>211,045</b>	<b>136,200</b>	<b>72,270</b>	<b>2,575</b>	Urban - Urbaine .....	54,130	32,135	20,920	1,075
Rural - Rurale .....	66,085	53,355	12,390	340	Winnipeg .....	23,225	13,290	9,470	465
Urban - Urbaine .....	144,960	82,845	59,880	2,235	<b>Saskatchewan</b> .....	<b>53,995</b>	<b>47,115</b>	<b>6,790</b>	<b>--</b>
Hull .....	2,875	1,905	970	--	Rural - Rurale .....	23,695	22,775	885	--
Montréal .....	28,925	12,240	15,765	920	Urban - Urbaine .....	30,300	24,340	5,905	--
Outremont .....	1,715	1,080	610	--	Regina .....	7,640	5,305	2,300	--
Québec .....	5,750	3,245	2,380	125	Saskatoon .....	6,815	4,975	1,830	--
Sherbrooke .....	2,740	1,315	1,400	--	<b>Alberta</b> .....	<b>73,100</b>	<b>52,940</b>	<b>19,900</b>	<b>260</b>
Trois-Rivières .....	1,930	1,075	835	--	Rural - Rurale .....	17,495	16,450	1,035	--
Verdun .....	2,255	915	1,280	--	Urban - Urbaine .....	55,605	36,490	18,865	250
<b>Ontario</b> .....	<b>434,555</b>	<b>244,960</b>	<b>170,605</b>	<b>18,990</b>	Calgary .....	15,900	8,835	6,965	100
Rural - Rurale .....	86,530	63,765	21,820	945	Edmonton .....	18,420	10,190	8,130	100
Urban - Urbaine .....	348,025	181,195	148,785	18,045	<b>British Columbia</b> .....	<b>146,530</b>	<b>95,450</b>	<b>49,335</b>	<b>1,745</b>
					Rural - Rurale .....	33,855	27,630	6,080	145
					Urban - Urbaine .....	112,675	67,820	43,255	1,600
					Vancouver .....	44,365	24,735	18,710	920
					Victoria .....	5,770	3,275	2,340	155

**TABLE 98. Households by number of families per household and tenure showing specified dwelling attributes, for provinces, rural, urban, and cities of 30,000 population and over, 1951**

**TABLEAU 98. Ménages selon le nombre de familles par ménage et le mode d'occupation et certains attributs du logement, provinces, régions rurales et urbaines, et cités de 30,000 et plus, 1951**

Household composition and tenure Composition du ménage et mode d'occupation	Total	Type of dwelling Genre de logement			Dwellings in need of major repair Logements ayant besoin de réparations importantes	Average number of rooms per dwelling Moyenne de pièces par logement	Dwellings with: Logements pourvus de:		
		Single detached Unique-maison seule	Single attached Unique-maison attenante	Apartments and flats Appartements et plain-pied			Running water Eau courante	Flush toilet (exclusive use) Toilettes avec chasse d'eau (usage exclusif)	Bath or shower (exclusive use) Baignoire ou douche (usage exclusif)
<b>CANADA</b>									
<b>All households - Tous ménages</b> .....	<b>3,409,295</b>	<b>2,275,615</b>	<b>237,655</b>	<b>885,565</b>	<b>457,570</b>	<b>5.3</b>	<b>2,523,605</b>	<b>2,187,025</b>	<b>1,938,095</b>
Owner - Propriétaires .....	2,236,955	1,898,950	144,710	186,425	285,120	5.8	1,523,680	1,317,320	1,191,175
Tenant - Locataires .....	1,172,340	376,665	92,945	699,140	172,450	4.5	999,925	869,705	746,920
<b>One family households - Ménages unifamiliaux</b> .....	<b>2,794,860</b>	<b>1,895,620</b>	<b>181,765</b>	<b>710,050</b>	<b>361,090</b>	<b>5.4</b>	<b>2,086,635</b>	<b>1,825,025</b>	<b>1,613,015</b>
Owner - Propriétaires .....	1,840,300	1,577,455	107,245	150,705	222,420	5.8	1,267,220	1,100,525	995,085
Tenant - Locataires .....	954,560	318,165	74,520	559,345	138,670	4.6	819,415	724,500	617,930
<b>Multiple family households - Ménages multifamiliaux</b> .....	<b>229,425</b>	<b>147,750</b>	<b>34,145</b>	<b>47,070</b>	<b>29,060</b>	<b>6.6</b>	<b>190,510</b>	<b>162,865</b>	<b>147,205</b>
Owner - Propriétaires .....	164,955	127,735	23,670	13,230	17,725	6.9	130,525	110,710	100,715
Tenant - Locataires .....	64,470	20,015	10,475	33,840	11,335	6.0	59,985	52,155	46,490
<b>Non-family households - Ménages non familiaux</b> .....	<b>385,010</b>	<b>232,245</b>	<b>21,745</b>	<b>128,445</b>	<b>67,420</b>	<b>4.4</b>	<b>246,460</b>	<b>199,135</b>	<b>177,875</b>
Owner - Propriétaires .....	231,700	193,760	13,795	22,490	44,975	5.0	125,935	106,085	95,375
Tenant - Locataires .....	153,310	38,485	7,950	105,955	22,445	3.4	120,525	93,050	82,500
<b>Rural - Régions rurales</b>									
<b>All households - Tous ménages</b> .....	<b>1,254,260</b>	<b>1,131,610</b>	<b>58,875</b>	<b>58,520</b>	<b>253,075</b>	<b>5.6</b>	<b>495,310</b>	<b>342,700</b>	<b>269,700</b>
Owner - Propriétaires .....	1,028,780	957,255	41,220	26,225	201,360	5.7	400,280	275,265	216,375
Tenant - Locataires .....	225,480	174,355	17,655	32,295	51,715	4.8	95,030	67,435	53,325
<b>One family households - Ménages unifamiliaux</b> .....	<b>1,039,340</b>	<b>935,815</b>	<b>49,695</b>	<b>50,230</b>	<b>199,405</b>	<b>5.7</b>	<b>430,400</b>	<b>298,885</b>	<b>235,730</b>
Owner - Propriétaires .....	849,230	790,595	34,230	21,550	157,650	5.8	345,280	237,815	187,290
Tenant - Locataires .....	190,110	145,220	15,465	28,680	41,755	4.9	85,120	61,070	48,440
<b>Multiple family households - Ménages multifamiliaux</b> .....	<b>60,625</b>	<b>55,200</b>	<b>2,940</b>	<b>2,360</b>	<b>11,345</b>	<b>6.9</b>	<b>26,920</b>	<b>18,405</b>	<b>13,150</b>
Owner - Propriétaires .....	54,950	50,620	2,490	1,720	9,915	7.0	24,500	16,765	11,820
Tenant - Locataires .....	5,675	4,580	450	640	1,430	5.9	2,420	1,640	1,330
<b>Non-family households - Ménages non familiaux</b> .....	<b>154,295</b>	<b>140,595</b>	<b>6,240</b>	<b>5,930</b>	<b>42,325</b>	<b>4.4</b>	<b>37,990</b>	<b>25,410</b>	<b>20,820</b>
Owner - Propriétaires .....	124,600	116,040	4,500	2,955	33,795	4.6	30,500	20,685	17,265
Tenant - Locataires .....	29,695	24,555	1,740	2,975	8,530	3.6	7,490	4,725	3,555
<b>Urban - Régions urbaines</b>									
<b>All households - Tous ménages</b> .....	<b>2,155,035</b>	<b>1,144,005</b>	<b>178,780</b>	<b>827,045</b>	<b>204,495</b>	<b>5.2</b>	<b>2,028,295</b>	<b>1,844,325</b>	<b>1,668,395</b>
Owner - Propriétaires .....	1,208,175	941,695	103,490	160,200	83,760	5.8	1,123,400	1,042,055	974,800
Tenant - Locataires .....	946,860	202,310	75,290	666,845	120,735	4.5	904,895	802,270	693,595
<b>One family households - Ménages unifamiliaux</b> .....	<b>1,755,520</b>	<b>959,805</b>	<b>132,070</b>	<b>659,820</b>	<b>161,685</b>	<b>5.2</b>	<b>1,656,235</b>	<b>1,526,140</b>	<b>1,377,285</b>
Owner - Propriétaires .....	991,070	786,860	73,015	129,155	64,770	5.7	921,940	862,710	807,795
Tenant - Locataires .....	764,450	172,945	59,055	530,665	96,915	4.5	734,295	663,430	569,490
<b>Multiple family households - Ménages multifamiliaux</b> .....	<b>168,800</b>	<b>92,550</b>	<b>31,205</b>	<b>44,710</b>	<b>17,715</b>	<b>6.6</b>	<b>163,590</b>	<b>144,460</b>	<b>134,055</b>
Owner - Propriétaires .....	110,005	77,115	21,180	11,510	7,810	6.9	106,025	93,945	88,895
Tenant - Locataires .....	58,795	15,435	10,025	33,200	9,905	6.0	57,565	50,515	45,160
<b>Non-family households - Ménages non familiaux</b> .....	<b>230,715</b>	<b>91,650</b>	<b>15,505</b>	<b>122,515</b>	<b>25,095</b>	<b>4.4</b>	<b>208,470</b>	<b>173,725</b>	<b>157,055</b>
Owner - Propriétaires .....	107,100	77,720	9,295	19,535	11,180	5.5	95,435	85,400	78,110
Tenant - Locataires .....	123,615	13,930	6,210	102,980	13,915	3.4	113,035	88,325	78,945
<b>NEWFOUNDLAND</b>									
<b>All households - Tous ménages</b> .....	<b>70,980</b>	<b>59,340</b>	<b>7,210</b>	<b>4,320</b>	<b>6,945</b>	<b>5.6</b>	<b>20,525</b>	<b>16,210</b>	<b>11,640</b>
Owner - Propriétaires .....	61,540	55,655	4,890	895	5,650	5.7	14,195	11,195	8,260
Tenant - Locataires .....	9,440	3,685	2,320	3,425	1,295	4.8	6,330	5,015	3,380
<b>One family households - Ménages unifamiliaux</b> .....	<b>59,110</b>	<b>49,560</b>	<b>5,745</b>	<b>3,725</b>	<b>5,540</b>	<b>5.5</b>	<b>16,825</b>	<b>13,200</b>	<b>9,580</b>
Owner - Propriétaires .....	50,980	46,390	3,830	690	4,430	5.6	11,395	8,915	6,685
Tenant - Locataires .....	8,130	3,170	1,915	3,035	1,110	4.8	5,430	4,285	2,895
<b>Multiple family households - Ménages multifamiliaux</b> .....	<b>7,640</b>	<b>6,370</b>	<b>920</b>	<b>330</b>	<b>725</b>	<b>6.2</b>	<b>2,640</b>	<b>2,150</b>	<b>1,465</b>
Owner - Propriétaires .....	6,740	6,020	605	--	620	6.3	1,980	1,610	1,115
Tenant - Locataires .....	900	350	315	235	105	5.8	660	540	350
<b>Non-family households - Ménages non familiaux</b> .....	<b>4,230</b>	<b>3,410</b>	<b>545</b>	<b>265</b>	<b>680</b>	<b>5.2</b>	<b>1,060</b>	<b>860</b>	<b>595</b>
Owner - Propriétaires .....	3,820	3,245	455	110	600	5.3	820	670	460
Tenant - Locataires .....	410	165	--	155	--	4.1	240	190	135



TABLE 98. Households by number of families per household and tenure showing specified dwelling attributes, for provinces, rural, urban, and cities of 30,000 population and over, 1951 - Continued

TABLEAU 98. Ménages selon le nombre de familles par ménage et le mode d'occupation et certains attributs du logement, provinces, régions rurales et urbaines, et cités de 30,000 et plus, 1951 - suite

Household composition and tenure Composition du ménage et mode d'occupation	Total	Type of dwelling Genre de logement			Dwellings in need of major repair Logements ayant besoin de réparations importantes	Average number of rooms per dwelling Moyenne de pièces par logement	Dwellings with: Logements pourvus de:		
		Single detached Unique-maison seule	Single attached Unique-maison attenante	Apartments and flats Appartements et plain-pied			Running water Eau courante	Flush toilet (exclusive use) Toilettes avec chasse d'eau (usage exclusif)	Bath or shower (exclusive use) Baignoire ou douche (usage exclusif)
<b>NEWFOUNDLAND - Con.-fin</b>									
<b>Rural - Régions rurales</b>									
All households - Tous ménages .....	41,245	39,510	1,470	200	4,065	5.6	3,130	1,730	1,375
Owner - Propriétaires .....	39,435	38,080	1,215	--	3,865	5.6	2,525	1,255	930
Tenant - Locataires .....	1,810	1,430	255	120	200	5.6	605	475	445
One family households - Ménages unifamiliaux .....	34,500	33,010	1,260	180	3,205	5.6	2,655	1,500	1,205
Owner - Propriétaires .....	32,890	31,750	1,035	--	3,025	5.6	2,085	1,040	775
Tenant - Locataires .....	1,610	1,260	225	120	180	5.6	570	460	430
Multiple family households - Ménages multifamiliaux .....	4,120	3,995	105	--	440	6.1	310	135	--
Owner - Propriétaires .....	4,015	3,910	--	--	425	6.1	285	125	--
Tenant - Locataires .....	105	--	--	--	--	5.9	--	--	--
Non-family households - Ménages non familiaux .....	2,625	2,505	105	--	420	5.2	165	--	--
Owner - Propriétaires .....	2,530	2,420	--	--	415	5.2	155	--	--
Tenant - Locataires .....	--	--	--	--	--	--	--	--	--
<b>Urban - Régions urbaines</b>									
All households - Tous ménages .....	29,735	19,830	5,740	4,120	2,880	5.5	17,395	14,480	10,265
Owner - Propriétaires .....	22,105	17,575	3,675	815	1,785	5.8	11,670	9,940	7,330
Tenant - Locataires .....	7,630	2,255	2,065	3,305	1,095	4.7	5,725	4,540	2,935
One family households - Ménages unifamiliaux .....	24,610	16,550	4,485	3,545	2,335	5.5	14,170	11,700	8,375
Owner - Propriétaires .....	18,090	14,640	2,795	630	1,405	5.8	9,310	7,875	5,910
Tenant - Locataires .....	6,520	1,910	1,690	2,915	930	4.6	4,860	3,825	2,465
Multiple family households - Ménages multifamiliaux .....	3,520	2,375	815	320	285	6.4	2,330	2,015	1,370
Owner - Propriétaires .....	2,725	2,110	520	--	195	6.5	1,695	1,485	1,030
Tenant - Locataires .....	795	265	295	235	--	5.8	635	530	340
Non-family households - Ménages non familiaux .....	1,605	905	440	255	260	5.1	895	765	520
Owner - Propriétaires .....	1,290	825	360	100	185	5.4	665	580	390
Tenant - Locataires .....	315	--	--	155	--	4.0	230	185	130
<b>St. John's</b>									
All households - Tous ménages .....	10,570	3,560	4,280	2,725	880	5.8	9,800	8,595	5,680
Owner - Propriétaires .....	6,520	3,030	2,835	655	240	6.4	6,145	5,765	4,190
Tenant - Locataires .....	4,050	500	1,445	2,070	640	4.7	3,655	2,830	1,490
One family households - Ménages unifamiliaux .....	8,490	2,910	3,225	2,350	690	5.6	7,830	6,845	4,585
Owner - Propriétaires .....	5,105	2,485	2,110	510	160	6.4	4,790	4,520	3,365
Tenant - Locataires .....	3,385	425	1,115	1,840	530	4.5	3,040	2,325	1,220
Multiple family households - Ménages multifamiliaux .....	1,375	495	705	175	120	6.6	1,315	1,170	715
Owner - Propriétaires .....	915	415	440	--	--	7.0	875	815	545
Tenant - Locataires .....	460	--	265	115	--	6.0	440	355	170
Non-family households - Ménages non familiaux .....	705	155	350	200	--	5.7	655	580	380
Owner - Propriétaires .....	500	130	285	--	--	6.1	480	430	280
Tenant - Locataires .....	205	--	--	115	--	4.6	175	150	100
<b>PRINCE EDWARD ISLAND</b>									
All households - Tous ménages .....	22,453	18,790	1,890	1,730	2,885	6.6	9,685	7,460	6,760
Owner - Propriétaires .....	18,305	16,815	1,010	460	2,245	6.8	6,525	4,890	4,550
Tenant - Locataires .....	4,150	1,975	880	1,270	640	5.4	3,160	2,570	2,210
One family households - Ménages unifamiliaux .....	18,230	15,305	1,465	1,420	2,140	6.6	8,080	6,185	5,595
Owner - Propriétaires .....	14,725	13,585	755	365	1,625	6.8	5,405	4,025	3,750
Tenant - Locataires .....	3,505	1,720	710	1,055	515	5.3	2,675	2,160	1,845
Multiple family households - Ménages multifamiliaux .....	1,495	1,200	225	--	190	7.6	720	530	475
Owner - Propriétaires .....	1,270	1,120	120	--	135	7.7	525	370	330
Tenant - Locataires .....	225	--	105	--	--	7.0	195	160	145
Non-family households - Ménages non familiaux .....	2,730	2,285	200	240	555	6.2	885	745	690
Owner - Propriétaires .....	2,310	2,110	135	--	485	6.4	595	495	470
Tenant - Locataires .....	420	175	--	175	--	5.0	290	250	220

**TABLE 98. Households by number of families per household and tenure showing specified dwelling attributes, for provinces, rural, urban, and cities of 30,000 population and over, 1951 - Continued**

**TABLEAU 98. Ménages selon le nombre de familles par ménage et le mode d'occupation et certains attributs du logement, provinces, régions rurales et urbaines, et cités de 30,000 et plus, 1951 - suite**

Household composition and tenure Composition du ménage et mode d'occupation	Total	Type of dwelling Genre de logement			Dwellings in need of major repair Logements ayant besoin de réparations importantes	Average number of rooms per dwelling Moyenne de pièces par logement	Dwellings with: Logements pourvus de:		
		Single detached — Unique-maison seule	Single attached — Unique-maison attenante	Apartments and flats — Appartements et plain-pied			Running water — Eau courante	Flush toilet (exclusive use) — Toilettes avec chasse d'eau (usage exclusif)	Bath or shower (exclusive use) — Baignoire ou douche (usage exclusif)
<b>PRINCE EDWARD ISLAND - Con.-fin</b>									
<b>Rural - Régions rurales</b>									
All households - Tous ménages .....	16,880	15,715	870	260	2,270	6.8	4,530	3,070	2,955
Owner - Propriétaires .....	15,325	14,460	720	125	2,030	6.9	3,850	2,515	2,420
Tenant - Locataires .....	1,555	1,255	150	135	240	5.7	680	555	535
One family households - Ménages unifamiliaux .....	13,725	12,755	705	230	1,650	6.8	3,910	2,660	2,550
Owner - Propriétaires .....	12,355	11,655	575	105	1,460	6.9	3,275	2,145	2,060
Tenant - Locataires .....	1,370	1,100	130	125	190	5.8	635	515	490
Multiple family households - Ménages multifamiliaux .....	1,065	970	--	--	135	7.8	310	170	170
Owner - Propriétaires .....	1,040	955	--	--	125	7.9	310	170	170
Tenant - Locataires .....	--	--	--	--	--	--	--	--	--
Non-family households - Ménages non familiaux .....	2,090	1,990	--	--	485	6.2	310	240	235
Owner - Propriétaires .....	1,930	1,850	--	--	445	6.3	265	200	190
Tenant - Locataires .....	160	140	--	--	--	5.3	--	--	--
<b>Urban - Régions urbaines</b>									
All households - Tous ménages .....	5,575	3,075	1,020	1,470	615	5.9	5,155	4,390	3,805
Owner - Propriétaires .....	2,980	2,355	290	335	215	6.5	2,675	2,375	2,130
Tenant - Locataires .....	2,595	720	730	1,135	400	5.2	2,480	2,015	1,675
One family households - Ménages unifamiliaux .....	4,505	2,550	760	1,190	490	5.8	4,170	3,525	3,045
Owner - Propriétaires .....	2,370	1,930	180	260	165	6.5	2,130	1,880	1,690
Tenant - Locataires .....	2,135	620	580	930	325	5.0	2,040	1,645	1,355
Multiple family households - Ménages multifamiliaux .....	430	230	135	--	--	7.0	410	360	305
Owner - Propriétaires .....	230	165	--	--	--	6.9	215	200	160
Tenant - Locataires .....	200	--	--	--	--	7.0	195	160	145
Non-family households - Ménages non familiaux .....	640	295	125	215	--	5.9	575	505	455
Owner - Propriétaires .....	380	260	--	--	--	6.7	330	295	280
Tenant - Locataires .....	260	--	--	165	--	4.8	245	210	175
<b>NOVA SCOTIA</b>									
All households - Tous ménages .....	149,555	117,245	12,260	19,800	19,505	6.0	97,075	73,540	63,245
Owner - Propriétaires .....	113,945	102,060	7,565	4,165	12,520	6.3	68,170	52,130	45,920
Tenant - Locataires .....	35,610	15,185	4,695	15,635	6,985	4.9	28,905	21,410	17,325
One family households - Ménages unifamiliaux .....	121,120	95,275	9,925	15,725	15,220	5.9	80,030	60,665	52,125
Owner - Propriétaires .....	91,535	82,410	6,005	3,005	9,530	6.3	56,050	42,705	37,580
Tenant - Locataires .....	29,585	12,865	3,920	12,720	5,690	4.9	23,980	17,960	14,545
Multiple family households - Ménages multifamiliaux .....	11,625	9,265	1,205	1,140	1,545	7.0	8,275	6,160	5,265
Owner - Propriétaires .....	9,455	8,285	780	380	985	7.2	6,400	4,825	4,215
Tenant - Locataires .....	2,170	980	425	760	560	6.0	1,875	1,335	1,050
Non-family households - Ménages non familiaux .....	16,810	12,705	1,130	2,935	2,740	5.5	8,770	6,715	5,855
Owner - Propriétaires .....	12,955	11,365	780	780	2,005	6.0	5,720	4,600	4,125
Tenant - Locataires .....	3,855	1,340	350	2,155	735	4.1	3,050	2,115	1,730
<b>Rural - Régions rurales</b>									
All households - Tous ménages .....	71,125	66,120	3,435	1,505	9,445	6.3	26,535	16,100	14,660
Owner - Propriétaires .....	62,865	59,755	2,355	715	7,815	6.4	23,140	13,905	12,665
Tenant - Locataires .....	8,260	6,365	1,080	790	1,630	5.4	3,395	2,195	1,995
One family households - Ménages unifamiliaux .....	57,140	53,050	2,810	1,240	7,185	6.3	22,500	13,555	12,365
Owner - Propriétaires .....	50,010	47,670	1,815	505	5,840	6.4	19,465	11,590	10,570
Tenant - Locataires .....	7,130	5,380	995	735	1,345	5.5	3,035	1,965	1,795
Multiple family households - Ménages multifamiliaux .....	4,680	4,460	185	--	620	7.3	1,805	910	815
Owner - Propriétaires .....	4,405	4,215	160	--	560	7.4	1,705	860	765
Tenant - Locataires .....	275	245	--	--	--	6.3	100	--	--
Non-family households - Ménages non familiaux .....	9,305	8,610	440	230	1,640	5.8	2,230	1,635	1,480
Owner - Propriétaires .....	8,450	7,870	380	180	1,415	5.8	1,970	1,455	1,330
Tenant - Locataires .....	855	740	--	--	225	4.8	260	180	150

**TABLE 98. Households by number of families per household and tenure showing specified dwelling attributes, for provinces, rural, urban, and cities of 30,000 population and over, 1951 - Continued**

**TABLEAU 98. Ménages selon le nombre de familles par ménage et le mode d'occupation et certains attributs du logement, provinces, régions rurales et urbaines, et cités de 30,000 et plus, 1951 - suite**

Household composition and tenure Composition du ménage et mode d'occupation	Total	Type of dwelling Genre de logement			Dwellings in need of major repair Logements ayant besoin de réparations importantes	Average number of rooms per dwelling Moyenne de pièces par logement	Dwellings with: Logements pourvus de:		
		Single detached Unique-maison seule	Single attached Unique-maison attenante	Apartments and flats Appartements et plain-pied			Running water Eau courante	Flush toilet (exclusive use) Toilettes avec chasse d'eau (usage exclusif)	Bath or shower (exclusive use) Baignoire ou douche (usage exclusif)
<b>NOVA SCOTIA—Con.—fin</b>									
<b>Urban — Régions urbaines</b>									
All households — Tous ménages .....	78,430	51,125	8,825	18,295	10,060	5.7	70,540	57,440	48,585
Owner — Propriétaires .....	51,080	42,305	5,210	3,450	4,705	6.2	45,030	38,225	33,255
Tenant — Locataires .....	27,350	8,820	3,615	14,845	5,355	4.7	25,510	19,215	15,330
One family households — Ménages unifamiliaux .....	63,980	42,225	7,115	14,485	8,035	5.6	57,530	47,110	39,760
Owner — Propriétaires .....	41,525	34,740	4,190	2,500	3,690	6.1	36,585	31,115	27,010
Tenant — Locataires .....	22,455	7,485	2,925	11,985	4,345	4.7	20,945	15,995	12,750
Multiple family households — Ménages multifamiliaux .....	6,945	4,805	1,020	1,105	925	6.7	6,470	5,250	4,450
Owner — Propriétaires .....	5,050	4,070	620	350	425	7.0	4,695	3,965	3,450
Tenant — Locataires .....	1,895	735	400	755	500	5.9	1,775	1,285	1,000
Non-family households — Ménages non familiaux .....	7,505	4,095	690	2,705	1,100	5.3	6,540	5,080	4,375
Owner — Propriétaires .....	4,505	3,495	400	600	590	6.2	3,750	3,145	2,795
Tenant — Locataires .....	3,000	600	290	2,105	510	4.0	2,790	1,935	1,580
<b>Halifax</b>									
All households — Tous ménages .....	18,710	7,765	2,040	8,805	2,490	5.3	18,470	15,190	13,600
Owner — Propriétaires .....	8,785	6,540	995	1,185	375	6.4	8,650	8,275	8,005
Tenant — Locataires .....	9,925	1,225	1,045	7,620	2,115	4.4	9,820	6,915	5,595
One family households — Ménages unifamiliaux .....	14,590	6,145	1,495	6,870	1,905	5.2	14,400	11,995	10,765
Owner — Propriétaires .....	6,855	5,220	740	845	255	6.2	6,740	6,515	6,345
Tenant — Locataires .....	7,735	925	755	6,025	1,650	4.4	7,660	5,480	4,420
Multiple family households — Ménages multifamiliaux .....	1,970	1,075	350	530	265	6.5	1,960	1,655	1,505
Owner — Propriétaires .....	1,155	855	170	120	--	7.2	1,150	1,080	1,055
Tenant — Locataires .....	815	220	180	410	215	5.5	810	575	450
Non-family households — Ménages non familiaux .....	2,150	545	195	1,405	320	4.7	2,110	1,540	1,330
Owner — Propriétaires .....	775	465	--	220	--	6.6	760	680	605
Tenant — Locataires .....	1,375	--	110	1,185	250	3.7	1,350	860	725
<b>Sydney</b>									
All households — Tous ménages .....	6,325	4,125	570	1,625	790	6.1	6,075	5,395	4,615
Owner — Propriétaires .....	4,350	3,630	315	405	405	6.5	4,120	3,820	3,450
Tenant — Locataires .....	1,975	495	255	1,220	385	5.1	1,955	1,575	1,165
One family households — Ménages unifamiliaux .....	5,125	3,365	440	1,315	675	5.9	4,925	4,435	3,775
Owner — Propriétaires .....	3,485	2,960	240	285	340	6.3	3,295	3,090	2,775
Tenant — Locataires .....	1,640	405	200	1,030	335	5.0	1,630	1,345	1,000
Multiple family households — Ménages multifamiliaux .....	875	600	105	170	--	7.1	860	700	600
Owner — Propriétaires .....	640	525	--	--	--	7.4	625	530	485
Tenant — Locataires .....	235	--	--	120	--	6.1	235	170	115
Non-family households — Ménages non familiaux .....	325	160	--	140	--	5.8	290	260	240
Owner — Propriétaires .....	225	145	--	--	--	6.5	200	200	190
Tenant — Locataires .....	100	--	--	--	--	4.3	--	--	--
<b>NEW BRUNSWICK</b>									
All households — Tous ménages .....	114,010	83,220	9,200	21,380	22,350	6.0	68,330	55,480	46,115
Owner — Propriétaires .....	81,210	71,770	4,800	4,515	15,550	6.3	41,445	31,745	27,340
Tenant — Locataires .....	32,800	11,450	4,400	16,865	6,800	5.2	26,885	23,735	18,775
One family households — Ménages unifamiliaux .....	94,650	69,330	7,810	17,360	18,090	6.0	57,255	46,565	38,675
Owner — Propriétaires .....	66,770	59,315	3,875	3,485	12,460	6.3	34,390	26,235	22,595
Tenant — Locataires .....	27,880	10,015	3,935	13,875	5,630	5.2	22,865	20,330	16,080
Multiple family households — Ménages multifamiliaux .....	8,245	6,575	630	1,025	1,790	7.2	4,780	3,705	2,995
Owner — Propriétaires .....	6,660	5,955	435	260	1,265	7.5	3,465	2,560	2,115
Tenant — Locataires .....	1,585	620	195	765	525	6.2	1,315	1,145	880
Non-family households — Ménages non familiaux .....	11,115	7,315	760	2,995	2,470	5.4	6,295	5,210	4,445
Owner — Propriétaires .....	7,780	6,500	490	770	1,825	5.9	3,590	2,950	2,630
Tenant — Locataires .....	3,335	815	270	2,225	645	4.2	2,705	2,260	1,815

TABLE 98. Households by number of families per household and tenure showing specified dwelling attributes, for provinces, rural, urban, and cities of 30,000 population and over, 1951 - Continued

TABLEAU 98. Ménages selon le nombre de familles par ménage et le mode d'occupation et certains attributs du logement, provinces, régions rurales et urbaines, et cités de 30,000 et plus, 1951 - suite

Household composition and tenure Composition du ménage et mode d'occupation	Total	Type of dwelling Genre de logement			Dwellings in need of major repair Logements ayant besoin de réparations importantes	Average number of rooms per dwelling Moyenne de pièces par logement	Dwellings with: Logements pourvus de:		
		Single detached Unique-maison seule	Single attached Unique-maison attenante	Apartments and flats Appartements et plain-pied			Running water Eau courante	Flush toilet (exclusive use) Toilettes avec chasse d'eau (usage exclusif)	Bath or shower (exclusive use) Baignoire ou douche (usage exclusif)
<b>NEW BRUNSWICK - Con.-fin</b>									
<b>Rural - Régions rurales</b>									
All households - Tous ménages	62,225	56,080	4,190	1,820	14,595	6.2	21,935	13,445	11,235
Owner - Propriétaires	54,710	50,715	3,085	805	12,555	6.3	18,885	11,445	9,650
Tenant - Locataires	7,515	5,365	1,105	1,015	2,040	5.3	3,050	2,000	1,585
One family households - Ménages unifamiliaux	51,630	46,350	3,575	1,600	11,770	6.1	18,760	11,475	9,610
Owner - Propriétaires	45,065	41,730	2,580	675	10,095	6.3	15,990	9,675	8,175
Tenant - Locataires	6,565	4,620	995	925	1,675	5.3	2,770	1,800	1,435
Multiple family households - Ménages multifamiliaux	4,995	4,580	315	--	1,130	7.4	1,820	1,090	865
Owner - Propriétaires	4,675	4,335	265	--	990	7.5	1,710	1,020	805
Tenant - Locataires	320	245	--	--	140	5.5	110	--	--
Non-family households - Ménages non familiaux	5,600	5,150	300	125	1,695	5.5	1,355	880	760
Owner - Propriétaires	4,970	4,650	240	--	1,470	5.6	1,185	750	670
Tenant - Locataires	630	500	--	--	225	4.6	170	130	--
<b>Urban - Régions urbaines</b>									
All households - Tous ménages	51,785	27,140	5,010	19,560	7,755	5.8	46,395	42,035	34,880
Owner - Propriétaires	26,500	21,055	1,715	3,710	2,995	6.4	22,560	20,300	17,690
Tenant - Locataires	25,285	6,085	3,295	15,850	4,760	5.1	23,835	21,735	17,190
One family households - Ménages unifamiliaux	43,020	22,980	4,235	15,760	6,320	5.8	38,495	35,090	29,065
Owner - Propriétaires	21,705	17,585	1,295	2,810	2,365	6.3	18,400	16,560	14,420
Tenant - Locataires	21,315	5,395	2,940	12,950	3,955	5.2	20,095	18,530	14,645
Multiple family households - Ménages multifamiliaux	3,250	1,995	315	930	660	7.0	2,960	2,615	2,130
Owner - Propriétaires	1,985	1,620	170	190	275	7.4	1,755	1,540	1,310
Tenant - Locataires	1,265	375	145	740	385	6.3	1,205	1,075	820
Non-family households - Ménages non familiaux	5,515	2,165	460	2,870	775	5.2	4,940	4,330	3,685
Owner - Propriétaires	2,810	1,850	250	710	355	6.3	2,405	2,200	1,960
Tenant - Locataires	2,705	315	210	2,160	420	4.2	2,535	2,130	1,725
<b>Saint John</b>									
All households - Tous ménages	13,180	1,420	1,065	10,655	2,180	5.5	12,930	12,285	9,175
Owner - Propriétaires	2,910	795	335	1,775	210	6.5	2,785	2,700	2,285
Tenant - Locataires	10,270	625	730	8,880	1,970	5.2	10,145	9,585	6,890
One family households - Ménages unifamiliaux	10,520	1,180	895	8,425	1,775	5.5	10,320	9,890	7,365
Owner - Propriétaires	2,170	630	230	1,305	155	6.5	2,065	2,000	1,735
Tenant - Locataires	8,350	550	665	7,120	1,620	5.2	8,255	7,890	5,630
Multiple family households - Ménages multifamiliaux	755	105	--	575	195	6.9	745	725	535
Owner - Propriétaires	195	--	--	100	--	7.8	185	185	150
Tenant - Locataires	560	--	--	475	175	6.6	560	540	385
Non-family households - Ménages non familiaux	1,905	135	100	1,655	210	4.8	1,865	1,670	1,275
Owner - Propriétaires	545	105	--	370	--	6.3	535	515	400
Tenant - Locataires	1,360	--	--	1,285	175	4.2	1,330	1,155	875
<b>QUÉBEC</b>									
All households - Tous ménages	858,785	341,310	35,870	480,215	136,035	5.5	768,830	700,385	525,690
Owner - Propriétaires	416,960	292,960	24,560	98,435	75,425	6.4	340,970	293,265	201,210
Tenant - Locataires	441,825	48,350	11,310	381,780	60,610	4.7	427,860	407,120	324,480
One family households - Ménages unifamiliaux	729,945	294,940	30,355	403,585	114,875	5.5	655,370	600,305	447,465
Owner - Propriétaires	357,870	252,860	20,885	83,320	63,660	6.3	294,610	253,685	174,405
Tenant - Locataires	372,075	42,080	9,470	320,265	51,215	4.7	360,760	346,620	273,060
Multiple family households - Ménages multifamiliaux	59,605	23,985	2,965	32,580	9,935	6.5	53,780	48,060	37,275
Owner - Propriétaires	31,170	21,595	2,055	7,470	5,505	7.3	25,805	22,020	14,895
Tenant - Locataires	28,435	2,390	910	25,110	4,430	5.7	27,975	26,040	22,380
Non-family households - Ménages non familiaux	69,235	22,385	2,550	44,050	11,225	4.7	59,680	52,020	40,950
Owner - Propriétaires	27,920	18,505	1,620	7,645	6,260	5.8	20,555	17,560	11,910
Tenant - Locataires	41,315	3,880	930	36,405	4,965	3.9	39,125	34,460	29,040

TABLE 98. Households by number of families per household and tenure showing specified dwelling attributes, for provinces, rural, urban, and cities of 30,000 population and over, 1951 - Continued

TABLEAU 98. Ménages selon le nombre de familles par ménage et le mode d'occupation et certains attributs du logement, provinces, régions rurales et urbaines, et cités de 30,000 et plus, 1951 - suite

Household composition and tenure Composition du ménage et mode d'occupation	Total	Type of dwelling Genre de logement			Dwellings in need of major repair Logements ayant besoin de réparations importantes	Average number of rooms per dwelling Moyenne de pièces par logement	Dwellings with: Logements pourvus de:		
		Single detached — Unique-maison seule	Single attached — Unique-maison attenante	Apartments and flats — Appartements et plain-pied			Running water — Eau courante	Flush toilet (exclusive use) — Toilettes avec chasse d'eau (usage exclusif)	Bath or shower (exclusive use) — Baignoire ou douche (usage exclusif)
<b>QUÉBEC - Con. - suite</b>									
<b>Rural - Régions rurales</b>									
All households - Tous ménages .....	255,385	211,285	11,520	31,750	64,460	6.3	175,625	128,420	57,900
Owner - Propriétaires .....	215,435	189,280	9,795	15,610	54,505	6.5	145,875	105,025	46,660
Tenant - Locataires .....	39,950	22,005	1,725	16,140	9,955	5.0	29,750	23,395	11,240
One family households - Ménages unifamiliaux .....	219,690	181,280	10,080	27,705	54,855	6.3	153,345	112,295	50,630
Owner - Propriétaires .....	184,650	162,435	8,565	13,060	46,145	6.5	126,690	91,200	40,610
Tenant - Locataires .....	35,040	18,845	1,515	14,645	8,710	5.0	26,655	21,095	10,020
Multiple family households - Ménages multifamiliaux .....	16,800	14,405	775	1,595	4,020	7.5	11,535	8,510	3,530
Owner - Propriétaires .....	15,705	13,710	735	1,235	3,760	7.6	10,740	7,915	3,215
Tenant - Locataires .....	1,095	695	--	360	260	6.2	795	595	315
Non-family households - Ménages non familiaux .....	18,895	15,600	665	2,450	5,585	5.5	10,745	7,615	3,740
Owner - Propriétaires .....	15,080	13,135	495	1,315	4,600	5.7	8,445	5,910	2,835
Tenant - Locataires .....	3,815	2,465	170	1,135	985	4.8	2,300	1,705	905
<b>Urban - Régions urbaines</b>									
All households - Tous ménages .....	603,400	130,025	24,350	448,465	71,575	5.2	593,205	571,965	467,790
Owner - Propriétaires .....	201,525	103,680	14,765	82,825	20,920	6.2	195,095	188,240	154,550
Tenant - Locataires .....	401,875	26,345	9,585	365,640	50,655	4.6	398,110	383,725	313,240
One family households - Ménages unifamiliaux .....	510,255	113,660	20,275	375,880	60,020	5.2	502,025	488,010	396,835
Owner - Propriétaires .....	173,220	90,425	12,320	70,260	17,515	6.2	167,920	162,485	133,795
Tenant - Locataires .....	337,035	23,235	7,955	305,620	42,505	4.6	334,105	325,525	263,040
Multiple family households - Ménages multifamiliaux .....	42,805	9,580	2,190	30,985	5,915	6.1	42,245	39,550	33,745
Owner - Propriétaires .....	15,465	7,885	1,320	6,235	1,745	6.9	15,065	14,105	11,680
Tenant - Locataires .....	27,340	1,695	870	24,750	4,170	5.7	27,180	25,445	22,065
Non-family households - Ménages non familiaux .....	50,340	6,785	1,885	41,600	5,640	4.4	48,935	44,405	37,210
Owner - Propriétaires .....	12,840	5,370	1,125	6,330	1,660	6.0	12,110	11,650	9,075
Tenant - Locataires .....	37,500	1,415	760	35,270	3,980	3.8	36,825	32,755	28,135
<b>Hull</b>									
All households - Tous ménages .....	9,325	3,195	345	5,785	1,220	4.7	9,155	8,510	5,145
Owner - Propriétaires .....	4,175	2,490	135	1,550	570	5.4	4,050	3,805	2,505
Tenant - Locataires .....	5,150	705	210	4,235	650	4.2	5,105	4,705	2,640
One family households - Ménages unifamiliaux .....	7,940	2,605	275	5,060	985	4.6	7,830	7,375	4,430
Owner - Propriétaires .....	3,420	2,020	115	1,285	430	5.3	3,350	3,220	2,150
Tenant - Locataires .....	4,520	585	160	3,775	555	4.1	4,480	4,155	2,280
Multiple family households - Ménages multifamiliaux .....	935	475	--	415	140	5.9	925	800	490
Owner - Propriétaires .....	535	365	--	150	--	6.4	525	440	270
Tenant - Locataires .....	400	110	--	265	--	5.3	400	360	220
Non-family households - Ménages non familiaux .....	450	115	--	310	--	3.9	400	335	225
Owner - Propriétaires .....	220	105	--	115	--	4.3	175	145	--
Tenant - Locataires .....	230	--	--	195	--	3.5	225	190	140
<b>Montréal</b>									
All households - Tous ménages .....	247,485	11,460	8,260	227,555	26,120	4.8	246,940	239,205	214,665
Owner - Propriétaires .....	43,215	8,045	5,075	30,035	2,465	5.9	43,140	42,510	40,320
Tenant - Locataires .....	204,270	3,415	3,185	197,520	23,655	4.6	203,800	196,695	173,345
One family households - Ménages unifamiliaux .....	196,490	9,520	6,435	180,375	20,375	4.8	196,245	192,730	172,405
Owner - Propriétaires .....	35,170	6,730	4,070	24,310	1,885	5.8	35,095	34,680	33,430
Tenant - Locataires .....	161,320	2,790	2,365	156,065	18,490	4.6	161,150	158,050	138,975
Multiple family households - Ménages multifamiliaux .....	22,610	1,135	1,065	20,395	2,940	5.9	22,605	21,260	19,445
Owner - Propriétaires .....	4,495	805	620	3,070	285	6.6	4,495	4,330	4,200
Tenant - Locataires .....	18,115	330	445	17,325	2,655	5.7	18,110	16,930	15,245
Non-family households - Ménages non familiaux .....	28,385	805	760	26,785	2,805	4.0	28,090	25,215	22,815
Owner - Propriétaires .....	3,550	510	385	2,655	295	6.0	3,550	3,500	3,190
Tenant - Locataires .....	24,835	295	375	24,130	2,510	3.7	24,540	21,715	19,625

**TABLE 98. Households by number of families per household and tenure showing specified dwelling attributes, for provinces, rural, urban, and cities of 30,000 population and over, 1951 - Continued**

**TABLEAU 98. Ménages selon le nombre de familles par ménage et le mode d'occupation et certains attributs du logement, provinces, régions rurales et urbaines, et cités de 30,000 et plus, 1951 - suite**

Household composition and tenure Composition du ménage et mode d'occupation	Total	Type of dwelling Genre de logement			Dwellings in need of major repair Logements ayant besoin de réparations importantes	Average number of rooms per dwelling Moyenne de pièces par logement	Dwellings with: Logements pourvus de:		
		Single detached Unique-maison seule	Single attached Unique-maison attenante	Apartments and flats Appartements et plain-pied			Running water Eau courante	Flush toilet (exclusive use) Toilettes avec chasse d'eau (usage exclusif)	Bath or shower (exclusive use) Baignoire ou douche (usage exclusif)
<b>QUÉBEC - Con.-suite</b>									
<b>Outremont</b>									
All households - Tous ménages .....	7,420	710	890	5,820	340	6.5	7,420	7,345	7,370
Owner - Propriétaires .....	2,375	665	795	915	--	8.3	2,375	2,370	2,375
Tenant - Locataires .....	5,045	--	--	4,905	305	5.7	5,045	4,975	4,995
One family households - Ménages unifamiliaux .....	6,095	580	765	4,750	260	6.5	6,095	6,055	6,080
Owner - Propriétaires .....	2,030	550	695	785	--	8.2	2,030	2,025	2,030
Tenant - Locataires .....	4,065	--	--	3,965	240	5.7	4,065	4,030	4,050
Multiple family households - Ménages multifamiliaux	625	--	--	480	--	7.4	625	620	620
Owner - Propriétaires .....	155	--	--	--	--	10.1	155	155	155
Tenant - Locataires .....	470	--	--	440	--	6.5	470	465	465
Non-family households - Ménages non familiaux .....	700	--	--	590	--	5.5	700	670	670
Owner - Propriétaires .....	190	--	--	--	--	7.4	190	190	190
Tenant - Locataires .....	510	--	--	500	--	4.8	510	480	480
<b>Québec</b>									
All households - Tous ménages .....	34,970	2,620	1,420	30,900	3,985	5.2	34,845	33,825	25,580
Owner - Propriétaires .....	8,540	2,110	850	5,565	530	6.5	8,510	8,335	7,150
Tenant - Locataires .....	26,430	510	570	25,335	3,455	4.7	26,335	25,490	18,430
One family households - Ménages unifamiliaux .....	29,565	2,245	1,105	26,190	3,350	5.2	29,490	28,845	21,880
Owner - Propriétaires .....	7,140	1,830	670	4,630	460	6.5	7,120	6,965	6,075
Tenant - Locataires .....	22,425	415	435	21,560	2,890	4.8	22,370	21,880	15,805
Multiple family households - Ménages multifamiliaux	1,800	195	145	1,455	230	6.1	1,790	1,730	1,285
Owner - Propriétaires .....	580	145	--	345	--	7.1	575	560	475
Tenant - Locataires .....	1,220	--	--	1,110	215	5.7	1,215	1,170	810
Non-family households - Ménages non familiaux .....	3,605	180	170	3,255	405	4.4	3,565	3,250	2,415
Owner - Propriétaires .....	820	135	--	590	--	5.9	815	810	600
Tenant - Locataires .....	2,785	--	--	2,665	350	3.9	2,750	2,440	1,815
<b>Sherbrooke</b>									
All households - Tous ménages .....	11,545	2,190	215	9,130	1,140	4.8	11,450	11,250	10,025
Owner - Propriétaires .....	3,785	1,830	145	1,805	275	5.9	3,720	3,695	3,435
Tenant - Locataires .....	7,760	360	--	7,325	865	4.3	7,730	7,555	6,590
One family households - Ménages unifamiliaux .....	10,110	1,945	190	7,965	965	4.8	10,030	9,890	8,880
Owner - Propriétaires .....	3,310	1,610	125	1,570	220	5.8	3,250	3,225	3,035
Tenant - Locataires .....	6,800	335	--	6,395	745	4.4	6,780	6,665	5,845
Multiple family households - Ménages multifamiliaux	460	115	--	320	--	6.0	455	455	405
Owner - Propriétaires .....	200	105	--	--	--	6.8	195	195	175
Tenant - Locataires .....	260	--	--	245	--	5.3	260	260	230
Non-family households - Ménages non familiaux .....	975	130	--	845	120	3.8	965	905	740
Owner - Propriétaires .....	275	115	--	160	--	5.8	275	275	225
Tenant - Locataires .....	700	--	--	685	--	3.1	690	630	515
<b>Trois-Rivières</b>									
All households - Tous ménages .....	9,530	1,460	680	7,385	740	5.1	9,450	9,135	7,525
Owner - Propriétaires .....	2,670	1,005	210	1,455	165	6.0	2,640	2,475	2,170
Tenant - Locataires .....	6,860	455	470	5,930	575	4.7	6,810	6,660	5,355
One family households - Ménages unifamiliaux .....	8,415	1,260	620	6,530	660	5.1	8,365	8,120	6,675
Owner - Propriétaires .....	2,325	865	185	1,275	135	6.0	2,310	2,165	1,925
Tenant - Locataires .....	6,090	395	435	5,255	525	4.7	6,055	5,955	4,750
Multiple family households - Ménages multifamiliaux	515	115	--	375	--	6.1	515	495	400
Owner - Propriétaires .....	220	--	--	110	--	6.7	220	205	165
Tenant - Locataires .....	295	--	--	265	--	5.7	295	290	235
Non-family households - Ménages non familiaux .....	600	--	--	480	--	4.0	570	520	450
Owner - Propriétaires .....	125	--	--	--	--	5.2	110	105	--
Tenant - Locataires .....	475	--	--	410	--	3.7	460	415	370

TABLE 98. Households by number of families per household and tenure showing specified dwelling attributes, for provinces, rural, urban, and cities of 30,000 population and over, 1951 - Continued

TABLEAU 98. Ménages selon le nombre de familles par ménage et le mode d'occupation et certains attributs du logement, provinces, régions rurales et urbaines, et cités de 30,000 et plus, 1951 - suite

Household composition and tenure Composition du ménage et mode d'occupation	Total	Type of dwelling Genre de logement			Dwellings in need of major repair Logements ayant besoin de réparations importantes	Average number of rooms per dwelling Moyenne de pièces par logement	Dwellings with: Logements pourvus de:		
		Single detached Unique-maison seule	Single attached Unique-maison attente	Apartments and flats Appartements et plain-pied			Running water Eau courante	Flush toilet (exclusive use) Toilettes avec chasse d'eau (usage exclusif)	Bath or shower (exclusive use) Baignoire ou douche (usage exclusif)
<b>QUÉBEC - Con.-fin</b>									
<b>Verdun</b>									
All households - Tous ménages .....	19,805	1,005	215	18,580	1,365	4.7	19,805	19,610	19,255
Owner - Propriétaires .....	3,130	875	130	2,125	--	5.4	3,130	3,120	3,070
Tenant - Locataires .....	16,675	130	--	16,455	1,270	4.6	16,675	16,490	16,185
One family households - Ménages unifamiliaux .....	17,345	865	195	16,280	1,145	4.7	17,345	17,220	16,930
Owner - Propriétaires .....	2,650	765	120	1,765	--	5.4	2,650	2,650	2,605
Tenant - Locataires .....	14,695	100	--	14,515	1,065	4.6	14,695	14,570	14,325
Multiple family households - Ménages multifamiliaux .....	1,320	105	--	1,195	145	5.3	1,320	1,295	1,285
Owner - Propriétaires .....	250	--	--	165	--	5.9	250	240	240
Tenant - Locataires .....	1,070	--	--	1,030	135	5.2	1,070	1,055	1,045
Non-family households - Ménages non familiaux .....	1,140	--	--	1,105	--	4.4	1,140	1,095	1,040
Owner - Propriétaires .....	230	--	--	195	--	5.1	230	230	225
Tenant - Locataires .....	910	--	--	910	--	4.3	910	865	815
<b>ONTARIO</b>									
All households - Tous ménages .....	1,181,125	823,930	133,855	219,360	115,350	5.7	970,980	846,760	805,035
Owner - Propriétaires .....	821,335	687,645	82,385	48,760	66,625	6.1	658,395	582,490	562,200
Tenant - Locataires .....	359,790	136,285	51,470	170,600	48,725	4.7	312,585	264,270	242,835
One family households - Ménages unifamiliaux .....	946,115	677,705	96,105	169,305	88,330	5.6	779,990	683,770	649,855
Owner - Propriétaires .....	656,935	562,125	56,000	36,895	49,605	6.0	528,985	470,900	454,830
Tenant - Locataires .....	289,180	115,580	40,105	132,410	38,725	4.7	251,005	212,870	195,025
Multiple family households - Ménages multifamiliaux .....	101,455	66,005	26,460	8,745	9,495	6.9	92,160	79,080	76,755
Owner - Propriétaires .....	78,660	56,405	18,655	3,435	5,420	7.0	70,945	61,255	60,025
Tenant - Locataires .....	22,795	9,600	7,805	5,310	4,075	6.3	21,215	17,825	16,730
Non-family households - Ménages non familiaux .....	133,555	80,220	11,290	41,310	17,525	5.1	98,830	83,910	78,425
Owner - Propriétaires .....	85,740	69,115	7,730	8,430	11,600	5.8	58,465	50,335	47,345
Tenant - Locataires .....	47,815	11,105	3,560	32,880	5,925	3.7	40,365	33,575	31,080
<b>Rural - Régions rurales</b>									
All households - Tous ménages .....	340,870	304,970	18,675	15,925	50,835	6.1	157,415	109,975	105,570
Owner - Propriétaires .....	272,800	254,270	11,330	6,250	37,140	6.4	126,930	89,435	86,480
Tenant - Locataires .....	68,070	50,700	7,345	9,675	13,695	5.2	30,485	20,540	19,090
One family households - Ménages unifamiliaux .....	282,190	252,020	15,695	13,500	39,075	6.2	136,850	95,845	92,115
Owner - Propriétaires .....	223,750	209,025	9,085	4,945	27,955	6.4	109,255	77,100	74,585
Tenant - Locataires .....	58,440	42,995	6,610	8,555	11,120	5.3	27,595	18,745	17,530
Multiple family households - Ménages multifamiliaux .....	16,225	14,730	985	485	2,120	7.3	8,060	5,540	5,425
Owner - Propriétaires .....	14,135	13,050	760	300	1,680	7.4	7,195	4,985	4,900
Tenant - Locataires .....	2,090	1,680	225	185	440	6.6	865	555	525
Non-family households - Ménages non familiaux .....	42,455	38,220	1,995	1,940	9,640	5.4	12,505	8,590	8,030
Owner - Propriétaires .....	34,915	32,195	1,485	1,005	7,505	5.6	10,480	7,350	6,995
Tenant - Locataires .....	7,540	6,025	510	935	2,135	4.3	2,025	1,240	1,035
<b>Urban - Régions urbaines</b>									
All households - Tous ménages .....	840,255	518,960	115,180	203,435	64,515	5.5	813,565	736,785	699,465
Owner - Propriétaires .....	548,535	433,375	71,055	42,510	29,485	6.0	531,465	493,055	475,720
Tenant - Locataires .....	291,720	85,585	44,125	160,925	35,030	4.6	282,100	243,730	223,745
One family households - Ménages unifamiliaux .....	663,925	425,685	80,410	155,805	49,255	5.4	643,140	587,925	557,740
Owner - Propriétaires .....	433,185	353,100	46,915	31,950	21,650	5.8	419,730	393,800	380,245
Tenant - Locataires .....	230,740	72,585	33,495	123,855	27,605	4.6	223,410	194,125	177,495
Multiple family households - Ménages multifamiliaux .....	85,230	51,275	25,475	8,260	7,375	6.8	84,100	73,540	71,330
Owner - Propriétaires .....	64,525	43,355	17,895	3,135	3,740	6.9	63,750	56,270	55,125
Tenant - Locataires .....	20,705	7,920	7,580	5,125	3,635	6.3	20,350	17,270	16,205
Non-family households - Ménages non familiaux .....	91,100	42,000	9,295	39,370	7,885	4.9	86,325	75,320	70,395
Owner - Propriétaires .....	50,825	36,920	6,245	7,425	4,095	6.0	47,985	42,985	40,350
Tenant - Locataires .....	40,275	5,080	3,050	31,945	3,790	3.6	38,340	32,335	30,045

**TABLE 98. Households by number of families per household and tenure showing specified dwelling attributes, for provinces, rural, urban, and cities of 30,000 population and over, 1951 - Continued**

**TABLEAU 98. Ménages selon le nombre de familles par ménage et le mode d'occupation et certains attributs du logement, provinces, régions rurales et urbaines, et cités de 30,000 et plus, 1951 - suite**

Household composition and tenure Composition du ménage et mode d'occupation	Total	Type of dwelling Genre de logement			Dwellings in need of major repair Logements ayant besoin de réparations importantes	Average number of rooms per dwelling Moyenne de pièces par logement	Dwellings with: Logements pourvus de:		
		Single detached Unique- maison seule	Single attached Unique- maison atte- nante	Apartment- ments and flats Appar- tements et plain- pied			Running water Eau courante	Flush toilet (exclusive use) Toilettes avec chasse d'eau (usage exclusif)	Bath or shower (exclusive use) Baignoire ou douche (usage exclusif)
<b>ONTARIO - Con. - suite</b>									
<b>Brantford</b>									
All households - Tous ménages .....	10,375	6,875	680	2,775	495	5.4	10,285	9,400	8,740
Owner - Propriétaires .....	6,410	5,375	290	710	155	5.9	6,405	6,120	5,850
Tenant - Locataires .....	3,965	1,500	390	2,065	340	4.5	3,880	3,280	2,890
One family households - Ménages unifamiliaux .....	8,405	5,655	570	2,140	425	5.4	8,375	7,660	7,105
Owner - Propriétaires .....	5,045	4,290	240	480	130	5.9	5,040	4,845	4,625
Tenant - Locataires .....	3,360	1,365	330	1,660	295	4.6	3,335	2,815	2,480
Multiple family households - Ménages multifamiliaux	625	510	--	--	--	6.6	625	595	565
Owner - Propriétaires .....	480	435	--	--	--	6.9	480	455	430
Tenant - Locataires .....	145	--	--	--	--	5.8	145	140	135
Non-family households - Ménages non familiaux .....	1,345	710	--	575	--	4.9	1,285	1,145	1,070
Owner - Propriétaires .....	885	650	--	210	--	5.7	885	820	795
Tenant - Locataires .....	460	--	--	365	--	3.4	400	325	275
<b>Fort William</b>									
All households - Tous ménages .....	9,300	7,340	240	1,710	920	4.8	9,210	8,250	7,575
Owner - Propriétaires .....	6,675	6,205	--	380	430	5.1	6,650	6,250	5,750
Tenant - Locataires .....	2,625	1,135	155	1,330	490	4.0	2,560	2,000	1,825
One family households - Ménages unifamiliaux .....	8,040	6,405	220	1,405	775	4.8	7,985	7,255	6,695
Owner - Propriétaires .....	5,805	5,405	--	325	350	5.1	5,795	5,470	5,065
Tenant - Locataires .....	2,235	1,000	150	1,080	425	4.1	2,190	1,785	1,630
Multiple family households - Ménages multifamiliaux	510	475	--	--	--	5.7	510	475	445
Owner - Propriétaires .....	430	410	--	--	--	5.8	430	405	375
Tenant - Locataires .....	--	--	--	--	--	--	--	--	--
Non-family households - Ménages non familiaux .....	750	460	--	280	--	3.9	715	520	435
Owner - Propriétaires .....	440	390	--	--	--	4.6	425	375	310
Tenant - Locataires .....	310	--	--	235	--	2.8	290	145	125
<b>Hamilton</b>									
All households - Tous ménages .....	55,340	35,930	4,385	14,960	3,210	5.3	54,940	49,445	48,140
Owner - Propriétaires .....	36,090	30,665	2,305	3,095	1,535	5.8	35,885	33,445	32,965
Tenant - Locataires .....	19,250	5,265	2,080	11,865	1,675	4.3	19,055	16,000	15,175
One family households - Ménages unifamiliaux .....	44,045	29,305	3,225	11,455	2,495	5.2	43,725	39,595	38,610
Owner - Propriétaires .....	28,895	24,875	1,620	2,375	1,185	5.7	28,700	26,960	26,635
Tenant - Locataires .....	15,150	4,430	1,605	9,080	1,310	4.4	15,025	12,635	11,975
Multiple family households - Ménages multifamiliaux	5,310	3,995	775	540	355	6.5	5,300	4,645	4,550
Owner - Propriétaires .....	4,090	3,435	460	195	185	6.6	4,085	3,610	3,565
Tenant - Locataires .....	1,220	560	315	345	170	5.8	1,215	1,035	985
Non-family households - Ménages non familiaux .....	5,985	2,630	385	2,965	360	4.8	5,915	5,205	4,980
Owner - Propriétaires .....	3,105	2,355	225	525	165	6.0	3,100	2,875	2,765
Tenant - Locataires .....	2,880	275	160	2,440	195	3.5	2,815	2,330	2,215
<b>Kingston</b>									
All households - Tous ménages .....	8,710	4,125	1,880	2,695	985	5.7	8,605	7,835	7,190
Owner - Propriétaires .....	4,115	3,150	565	395	260	6.5	4,075	3,855	3,750
Tenant - Locataires .....	4,595	975	1,315	2,300	725	4.9	4,530	3,980	3,440
One family households - Ménages unifamiliaux .....	6,705	3,125	1,420	2,150	705	5.6	6,615	6,125	5,640
Owner - Propriétaires .....	3,085	2,370	405	305	150	6.4	3,050	2,920	2,880
Tenant - Locataires .....	3,620	755	1,015	1,845	555	4.9	3,565	3,205	2,760
Multiple family households - Ménages multifamiliaux	870	530	270	--	160	7.0	865	680	635
Owner - Propriétaires .....	475	375	--	--	--	7.3	470	385	370
Tenant - Locataires .....	395	155	200	--	100	6.7	395	295	265
Non-family households - Ménages non familiaux .....	1,135	470	190	475	120	5.4	1,125	1,030	915
Owner - Propriétaires .....	555	405	--	--	--	6.7	555	550	500
Tenant - Locataires .....	580	--	100	415	--	4.1	570	480	415



TABLE 98. Households by number of families per household and tenure showing specified dwelling attributes, for provinces, rural, urban, and cities of 30,000 population and over, 1951 - Continued

TABLEAU 98. Ménages selon le nombre de familles par ménage et le mode d'occupation et certains attributs du logement, provinces, régions rurales et urbaines, et cités de 30,000 et plus, 1951 - suite

Household composition and tenure Composition du ménage et mode d'occupation	Total	Type of dwelling Genre de logement			Dwellings in need of major repair Logements ayant besoin de réparations importantes	Average number of rooms per dwelling Moyenne de pièces par logement	Dwellings with: Logements pourvus de:		
		Single detached Unique-maison seule	Single attached Unique-maison attenante	Apartments and flats Appartements et plain-pied			Running water Eau courante	Flush toilet (exclusive use) Toilettes avec chasse d'eau (usage exclusif)	Bath or shower (exclusive use) Baignoire ou douche (usage exclusif)
<b>ONTARIO - Con.-suite</b>									
<b>Kitchener</b>									
All households - Tous ménages .....	11,570	7,230	605	3,730	685	5.5	11,490	10,500	9,945
Owner - Propriétaires .....	7,500	6,320	390	785	195	6.2	7,490	7,165	6,875
Tenant - Locataires .....	4,070	910	215	2,945	490	4.1	4,000	3,335	3,070
One family households - Ménages unifamiliaux .....	9,020	5,665	460	2,890	490	5.4	8,970	8,310	7,930
Owner - Propriétaires .....	5,825	4,955	290	575	115	6.1	5,815	5,620	5,440
Tenant - Locataires .....	3,195	710	170	2,315	375	4.2	3,155	2,690	2,490
Multiple family households - Ménages multifamiliaux .....	1,320	1,085	135	100	100	6.7	1,315	1,160	1,095
Owner - Propriétaires .....	1,080	930	--	--	--	6.8	1,080	985	935
Tenant - Locataires .....	240	155	--	--	--	6.3	235	175	160
Non-family households - Ménages non familiaux .....	1,230	480	--	740	--	4.5	1,205	1,030	920
Owner - Propriétaires .....	595	435	--	155	--	6.1	595	560	500
Tenant - Locataires .....	635	--	--	585	--	3.1	610	470	420
<b>London</b>									
All households - Tous ménages .....	26,385	16,790	1,150	8,415	1,635	5.3	26,135	24,620	23,395
Owner - Propriétaires .....	15,895	13,735	430	1,710	655	6.0	15,855	15,335	14,810
Tenant - Locataires .....	10,490	3,055	720	6,705	980	4.4	10,280	9,285	8,585
One family households - Ménages unifamiliaux .....	20,605	13,630	840	6,120	1,130	5.3	20,505	19,515	18,605
Owner - Propriétaires .....	12,650	11,130	285	1,225	410	5.9	12,635	12,330	11,980
Tenant - Locataires .....	7,955	2,500	555	4,895	720	4.5	7,870	7,185	6,625
Multiple family households - Ménages multifamiliaux .....	1,920	1,550	140	225	235	6.6	1,915	1,760	1,655
Owner - Propriétaires .....	1,335	1,165	--	115	120	6.7	1,335	1,215	1,170
Tenant - Locataires .....	585	385	--	110	115	6.3	580	545	485
Non-family households - Ménages non familiaux .....	3,860	1,610	170	2,070	270	4.7	3,715	3,345	3,135
Owner - Propriétaires .....	1,910	1,440	--	370	125	6.1	1,885	1,790	1,660
Tenant - Locataires .....	1,950	170	--	1,700	145	3.4	1,830	1,555	1,475
<b>Oshawa</b>									
All households - Tous ménages .....	11,225	8,400	355	2,395	970	5.3	10,405	8,880	8,480
Owner - Propriétaires .....	8,245	7,245	190	785	520	5.7	7,705	6,840	6,595
Tenant - Locataires .....	2,980	1,155	165	1,610	450	4.3	2,700	2,040	1,885
One family households - Ménages unifamiliaux .....	9,575	7,290	290	1,920	815	5.3	8,850	7,570	7,245
Owner - Propriétaires .....	7,050	6,290	140	595	425	5.6	6,575	5,875	5,685
Tenant - Locataires .....	2,525	1,000	150	1,325	390	4.4	2,275	1,695	1,560
Multiple family households - Ménages multifamiliaux .....	760	645	--	--	--	6.4	750	680	640
Owner - Propriétaires .....	625	540	--	--	--	6.5	615	555	530
Tenant - Locataires .....	135	105	--	--	--	6.2	135	125	110
Non-family households - Ménages non familiaux .....	890	465	--	390	--	4.8	805	630	595
Owner - Propriétaires .....	570	415	--	125	--	5.6	515	410	380
Tenant - Locataires .....	320	--	--	265	--	3.4	290	220	215
<b>Ottawa</b>									
All households - Tous ménages .....	48,965	21,195	8,180	19,415	4,210	5.5	46,860	43,820	41,600
Owner - Propriétaires .....	21,260	16,830	1,655	2,715	905	6.3	20,005	19,170	18,715
Tenant - Locataires .....	27,705	4,365	6,525	16,700	3,305	4.8	26,855	24,650	22,885
One family households - Ménages unifamiliaux .....	38,170	17,195	6,330	14,505	3,335	5.4	36,425	34,075	32,295
Owner - Propriétaires .....	16,950	13,640	1,280	1,990	695	6.2	15,925	15,335	15,005
Tenant - Locataires .....	21,220	3,555	5,050	12,515	2,640	4.8	20,500	18,740	17,290
Multiple family households - Ménages multifamiliaux .....	4,645	2,475	1,390	750	435	7.0	4,490	4,165	3,835
Owner - Propriétaires .....	2,230	1,895	210	155	--	7.4	2,195	2,070	1,980
Tenant - Locataires .....	2,365	580	1,180	595	345	6.6	2,295	2,095	1,855
Non-family households - Ménages non familiaux .....	6,150	1,525	460	4,160	440	4.6	5,945	5,580	5,470
Owner - Propriétaires .....	2,030	1,295	165	570	120	6.2	1,885	1,765	1,730
Tenant - Locataires .....	4,120	230	295	3,590	320	3.8	4,060	3,815	3,740

**TADLE 98. Households by number of families per household and tenure showing specified dwelling attributes, for provinces, rural, urban, and cities of 30,000 population and over, 1951 - Continued**

**TABLEAU 98. Ménages selon le nombre de familles par ménage et le mode d'occupation et certains attributs du logement, provinces, régions rurales et urbaines, et cités de 30,000 et plus, 1951 - suite**

Household composition and tenure Composition du ménage et mode d'occupation	Total	Type of dwelling Genre de logement			Dwellings in need of major repair Logements ayant besoin de réparations importantes	Average number of rooms per dwelling Moyenne de pièces par logements	Dwellings with: Logements pourvus de:		
		Single detached Unique-maison seule	Single attached Unique-maison attenante	Apartments and flats Appartements et plain-pied			Running water Eau courante	Flush toilet (exclusive use) Toilettes avec chasse d'eau (usage exclusif)	Bath or shower (exclusive use) Baignoire ou douche (usage exclusif)
<b>ONTARIO - Con. - suite</b>									
<b>Peterborough</b>									
All households - Tous ménages.....	10,020	7,110	880	2,025	825	5.5	9,845	8,860	8,255
Owner - Propriétaires .....	6,370	5,715	205	445	260	5.9	6,255	5,900	5,655
Tenant - Locataires.....	3,650	1,395	675	1,580	565	4.8	3,590	2,960	2,600
One family households - Ménages unifamiliaux.....	8,220	5,935	735	1,545	635	5.4	8,080	7,420	6,890
Owner - Propriétaires .....	5,230	4,700	175	350	175	5.7	5,130	4,880	4,680
Tenant - Locataires.....	2,990	1,235	560	1,195	460	4.9	2,950	2,540	2,210
Multiple family households - Ménages multifamiliaux	755	635	--	--	--	6.6	745	680	630
Owner - Propriétaires .....	545	530	--	--	--	6.8	540	500	480
Tenant - Locataires.....	210	105	--	--	--	6.0	205	180	150
Non-family households - Ménages non familiaux.....	1,045	540	--	435	100	5.2	1,020	760	735
Owner - Propriétaires .....	595	485	--	--	--	6.2	585	520	495
Tenant - Locataires.....	450	--	--	345	--	3.7	435	240	240
<b>Port Arthur</b>									
All households - Tous ménages.....	8,425	6,350	680	1,390	1,015	4.9	8,020	7,350	6,455
Owner - Propriétaires .....	6,275	5,405	500	370	630	5.1	5,960	5,625	4,995
Tenant - Locataires.....	2,150	945	180	1,020	385	4.2	2,060	1,725	1,460
One family households - Ménages unifamiliaux.....	7,115	5,500	580	1,030	820	4.8	6,810	6,370	5,615
Owner - Propriétaires .....	5,360	4,665	435	260	510	5.0	5,115	4,900	4,375
Tenant - Locataires.....	1,755	835	145	770	310	4.2	1,695	1,470	1,240
Multiple family households - Ménages multifamiliaux	485	355	--	--	--	6.5	475	395	355
Owner - Propriétaires .....	405	320	--	--	--	6.7	395	340	310
Tenant - Locataires.....	--	--	--	--	--	--	--	--	--
Non-family households - Ménages non familiaux.....	825	495	--	270	155	4.2	735	585	485
Owner - Propriétaires .....	510	420	--	--	100	4.6	450	385	310
Tenant - Locataires.....	315	--	--	220	--	3.5	285	200	175
<b>St. Catharines</b>									
All households - Tous ménages.....	10,380	7,460	525	2,385	805	5.4	10,350	9,950	9,600
Owner - Propriétaires .....	6,595	5,825	265	500	275	5.9	6,585	6,490	6,330
Tenant - Locataires.....	3,785	1,635	260	1,885	530	4.5	3,765	3,460	3,270
One family households - Ménages unifamiliaux.....	8,605	6,300	420	1,875	645	5.3	8,595	8,335	8,100
Owner - Propriétaires .....	5,470	4,865	210	390	230	5.8	5,465	5,415	5,305
Tenant - Locataires.....	3,135	1,435	210	1,485	415	4.5	3,130	2,920	2,795
Multiple family households - Ménages multifamiliaux	685	570	--	--	--	6.6	685	645	630
Owner - Propriétaires .....	485	435	--	--	--	6.7	485	460	455
Tenant - Locataires.....	200	135	--	--	--	6.4	200	185	175
Non-family households - Ménages non familiaux.....	1,090	590	--	425	--	5.1	1,070	970	870
Owner - Propriétaires .....	640	525	--	--	--	6.2	635	615	570
Tenant - Locataires.....	450	--	--	355	--	3.6	435	355	300
<b>Sarnia</b>									
All households - Tous ménages.....	9,380	6,810	380	2,115	710	5.2	9,105	8,370	7,925
Owner - Propriétaires .....	6,620	5,630	215	745	365	5.5	6,485	6,080	5,805
Tenant - Locataires.....	2,760	1,180	165	1,370	345	4.3	2,620	2,290	2,120
One family households - Ménages unifamiliaux.....	7,810	5,765	330	1,665	585	5.2	7,595	7,065	6,690
Owner - Propriétaires .....	5,470	4,710	180	555	290	5.5	5,365	5,100	4,880
Tenant - Locataires.....	2,340	1,055	150	1,110	295	4.3	2,230	1,965	1,810
Multiple family households - Ménages multifamiliaux	530	460	--	--	--	6.2	530	455	445
Owner - Propriétaires .....	450	405	--	--	--	6.3	450	400	380
Tenant - Locataires.....	--	--	--	--	--	--	--	--	--
Non-family households - Ménages non familiaux.....	1,040	585	--	395	--	4.6	980	850	790
Owner - Propriétaires .....	700	515	--	155	--	5.0	670	580	545
Tenant - Locataires.....	340	--	--	240	--	3.7	310	270	245

TABLE 98. Households by number of families per household and tenure showing specified dwelling attributes, for provinces, rural, urban, and cities of 30,000 population and over, 1951 - Continued

TABLEAU 98. Ménages selon le nombre de familles par ménage et le mode d'occupation et certains attributs du logement, provinces, régions rurales et urbaines, et cités de 30,000 et plus, 1951 - suite

Household composition and tenure Composition du ménage et mode d'occupation	Total	Type of dwelling Genre de logement			Dwellings in need of major repair Logements ayant besoin de réparations importantes	Average number of rooms per dwelling Moyenne de pièces par logement	Dwellings with: Logements pourvus de:		
		Single detached Unique-maison seule	Single attached Unique-maison attenante	Apartments and flats Appartements et plain-pied			Running water Eau courante	Flush toilet (exclusive use) Toilettes avec chasse d'eau (usage exclusif)	Bath or shower (exclusive use) Baignoire ou douche (usage exclusif)
<b>ONTARIO—Con.—fin</b>									
<b>Sault Ste. Marie</b>									
All households — Tous ménages .....	7,855	5,325	270	2,255	930	5.4	7,795	6,875	6,195
Owner — Propriétaires .....	5,330	4,525	135	670	480	5.9	5,295	4,880	4,490
Tenant — Locataires .....	2,525	800	135	1,585	450	4.5	2,500	1,995	1,705
One family households — Ménages unifamiliaux .....	6,435	4,375	215	1,840	735	5.3	6,405	5,745	5,175
Owner — Propriétaires .....	4,290	3,665	--	535	355	5.7	4,270	3,995	3,685
Tenant — Locataires .....	2,145	710	125	1,305	380	4.5	2,135	1,750	1,490
Multiple family households — Ménages multifamiliaux	785	605	--	140	140	6.6	785	635	555
Owner — Propriétaires .....	630	540	--	--	--	6.8	630	525	470
Tenant — Locataires .....	155	--	--	--	--	5.6	155	110	85
Non-family households — Ménages non familiaux .....	635	345	--	275	--	5.0	605	495	465
Owner — Propriétaires .....	410	320	--	--	--	5.8	395	360	335
Tenant — Locataires .....	225	--	--	200	--	3.6	210	135	130
<b>Sudbury</b>									
All households — Tous ménages .....	9,450	3,855	1,060	4,525	1,075	4.4	9,390	7,975	6,405
Owner — Propriétaires .....	4,435	2,935	570	930	255	5.3	4,420	3,925	3,415
Tenant — Locataires .....	5,015	920	490	3,595	820	3.7	4,970	4,050	2,990
One family households — Ménages unifamiliaux .....	7,860	3,220	820	3,810	820	4.3	7,825	6,700	5,370
Owner — Propriétaires .....	3,605	2,440	415	750	165	5.1	3,600	3,235	2,850
Tenant — Locataires .....	4,255	780	405	3,060	655	3.7	4,225	3,465	2,520
Multiple family households — Ménages multifamiliaux	980	500	165	315	150	6.0	975	755	635
Owner — Propriétaires .....	625	400	105	120	--	6.4	625	510	430
Tenant — Locataires .....	355	100	--	195	--	5.3	350	245	205
Non-family households — Ménages non familiaux .....	610	135	--	400	105	3.6	590	520	400
Owner — Propriétaires .....	205	--	--	--	--	4.6	195	180	135
Tenant — Locataires .....	405	--	--	340	--	3.2	395	340	265
<b>Toronto</b>									
All households — Tous ménages .....	157,175	49,975	59,860	46,700	10,905	6.0	156,635	141,440	139,410
Owner — Propriétaires .....	97,795	42,935	45,740	8,820	4,430	6.7	97,755	89,970	89,360
Tenant — Locataires .....	59,380	7,040	14,120	37,880	6,475	4.7	58,880	51,470	50,050
One family households — Ménages unifamiliaux .....	102,795	33,935	36,445	31,975	6,855	5.8	102,420	93,980	92,435
Owner — Propriétaires .....	63,595	29,470	27,655	6,255	2,615	6.5	63,570	59,960	59,505
Tenant — Locataires .....	39,200	4,465	8,790	25,720	4,240	4.6	38,850	34,020	32,930
Multiple family households — Ménages multifamiliaux	33,440	11,390	18,840	3,110	2,725	7.2	33,430	28,540	28,390
Owner — Propriétaires .....	24,935	9,385	14,440	1,060	1,335	7.4	24,930	21,425	21,380
Tenant — Locataires .....	8,505	2,005	4,400	2,050	1,390	6.7	8,500	7,115	7,010
Non-family households — Ménages non familiaux .....	20,940	4,650	4,575	11,615	1,325	5.0	20,785	18,920	18,585
Owner — Propriétaires .....	9,265	4,080	3,645	1,505	480	6.7	9,255	8,585	8,475
Tenant — Locataires .....	11,675	570	930	10,110	845	3.7	11,530	10,335	10,110
<b>Windsor</b>									
All households — Tous ménages .....	31,815	20,015	2,125	9,545	2,630	5.2	31,595	29,685	28,880
Owner — Propriétaires .....	17,300	14,825	875	1,505	745	5.9	17,275	16,895	16,670
Tenant — Locataires .....	14,515	5,190	1,250	8,040	1,885	4.3	14,320	12,790	12,210
One family households — Ménages unifamiliaux .....	26,145	16,845	1,800	7,405	1,930	5.2	26,040	24,775	24,100
Owner — Propriétaires .....	14,280	12,290	705	1,215	520	5.8	14,270	14,050	13,855
Tenant — Locataires .....	11,865	4,555	1,095	6,190	1,410	4.5	11,770	10,725	10,245
Multiple family households — Ménages multifamiliaux	2,255	1,810	165	270	235	6.4	2,255	2,150	2,110
Owner — Propriétaires .....	1,580	1,400	--	--	--	6.8	1,580	1,520	1,510
Tenant — Locataires .....	675	410	--	190	150	5.4	675	630	600
Non-family households — Ménages non familiaux .....	3,415	1,360	160	1,870	465	4.2	3,300	2,760	2,670
Owner — Propriétaires .....	1,440	1,135	--	210	140	5.9	1,425	1,325	1,305
Tenant — Locataires .....	1,975	225	--	1,660	325	3.1	1,875	1,435	1,365

**TABLE 98. Households by number of families per household and tenure showing specified dwelling attributes, for provinces, rural, urban, and cities of 30,000 population and over, 1951 - Continued**

**TABLEAU 98. Ménages selon le nombre de familles par ménage et le mode d'occupation et certains attributs du logement, provinces, régions rurales et urbaines, et cités de 30,000 et plus, 1951 - suite**

Household composition and tenure Composition du ménage et mode d'occupation	Total	Type of dwelling Genre de logement			Dwellings in need of major repair Logements ayant besoin de réparations importantes	Average number of rooms per dwelling Moyenne de pièces par logement	Dwellings with: Logements pourvus de:		
		Single detached Unique-maison seule	Single attached Unique-maison attenante	Apartments and flats Appartements et plain-pied			Running water Eau courante	Flush toilet (exclusive use) Toilettes avec chasse d'eau (usage exclusif)	Bath or shower (exclusive use) Baignoire ou douche (usage exclusif)
<b>MANITOBA</b>									
<b>All households - Tous ménages</b>	<b>202,400</b>	<b>158,615</b>	<b>7,300</b>	<b>36,090</b>	<b>27,440</b>	<b>4.7</b>	<b>110,385</b>	<b>90,425</b>	<b>87,625</b>
Owner - Propriétaires	144,645	132,740	4,140	7,485	19,585	5.0	69,100	58,830	58,540
Tenant - Locataires	57,755	25,875	3,160	28,605	7,855	4.1	41,285	31,595	29,085
<b>One family households - Ménages unifamiliaux</b>	<b>170,175</b>	<b>135,980</b>	<b>6,080</b>	<b>27,890</b>	<b>21,990</b>	<b>4.8</b>	<b>93,165</b>	<b>77,500</b>	<b>75,200</b>
Owner - Propriétaires	123,595	113,710	3,500	6,205	15,755	5.0	60,130	51,320	51,245
Tenant - Locataires	46,580	22,270	2,580	21,685	6,235	4.2	33,335	26,180	23,955
<b>Multiple family households - Ménages multifamiliaux</b>	<b>9,670</b>	<b>8,105</b>	<b>585</b>	<b>970</b>	<b>1,150</b>	<b>6.3</b>	<b>6,965</b>	<b>5,640</b>	<b>5,560</b>
Owner - Propriétaires	7,455	6,755	295	395	795	6.3	5,075	4,225	4,185
Tenant - Locataires	2,215	1,350	290	575	355	6.2	1,890	1,415	1,375
<b>Non-family households - Ménages non familiaux</b>	<b>22,555</b>	<b>14,530</b>	<b>635</b>	<b>7,230</b>	<b>4,300</b>	<b>3.6</b>	<b>10,055</b>	<b>7,285</b>	<b>6,865</b>
Owner - Propriétaires	13,595	12,275	345	885	3,035	4.1	3,995	3,285	3,110
Tenant - Locataires	8,960	2,255	290	6,345	1,265	2.8	6,060	4,000	3,755
<b>Rural - Régions rurales</b>									
<b>All households - Tous ménages</b>	<b>83,690</b>	<b>77,920</b>	<b>3,950</b>	<b>1,515</b>	<b>17,460</b>	<b>4.8</b>	<b>9,375</b>	<b>4,995</b>	<b>6,620</b>
Owner - Propriétaires	69,780	65,955	2,895	700	14,310	4.8	7,095	3,280	4,730
Tenant - Locataires	13,910	11,965	1,055	815	3,150	4.7	2,280	1,715	1,890
<b>One family households - Ménages unifamiliaux</b>	<b>70,620</b>	<b>65,690</b>	<b>3,480</b>	<b>1,270</b>	<b>14,030</b>	<b>4.9</b>	<b>8,440</b>	<b>4,530</b>	<b>6,030</b>
Owner - Propriétaires	58,855	55,580	2,530	590	11,500	4.9	6,345	2,905	4,245
Tenant - Locataires	11,765	10,110	950	680	2,530	5.0	2,095	1,625	1,785
<b>Multiple family households - Ménages multifamiliaux</b>	<b>2,580</b>	<b>2,410</b>	<b>115</b>	<b>--</b>	<b>510</b>	<b>5.6</b>	<b>375</b>	<b>195</b>	<b>245</b>
Owner - Propriétaires	2,290	2,145	105	--	430	5.6	315	155	195
Tenant - Locataires	290	265	--	--	--	5.3	--	--	--
<b>Non-family households - Ménages non familiaux</b>	<b>10,490</b>	<b>9,820</b>	<b>355</b>	<b>200</b>	<b>2,920</b>	<b>3.6</b>	<b>560</b>	<b>270</b>	<b>345</b>
Owner - Propriétaires	8,635	8,230	260	--	2,380	3.7	435	220	290
Tenant - Locataires	1,855	1,590	--	120	540	3.2	125	--	--
<b>Urban - Régions urbaines</b>									
<b>All households - Tous ménages</b>	<b>118,710</b>	<b>80,695</b>	<b>3,350</b>	<b>34,575</b>	<b>9,980</b>	<b>4.7</b>	<b>101,010</b>	<b>85,430</b>	<b>81,005</b>
Owner - Propriétaires	74,865	66,785	1,245	6,785	5,275	5.3	62,005	55,550	53,810
Tenant - Locataires	43,845	13,910	2,105	27,790	4,705	3.8	39,005	29,880	27,195
<b>One family households - Ménages unifamiliaux</b>	<b>99,555</b>	<b>70,290</b>	<b>2,600</b>	<b>26,620</b>	<b>7,960</b>	<b>4.7</b>	<b>84,925</b>	<b>72,970</b>	<b>69,170</b>
Owner - Propriétaires	64,740	58,130	970	5,615	4,255	5.2	53,685	48,415	47,000
Tenant - Locataires	34,815	12,160	1,630	21,005	3,705	3.9	31,240	24,555	22,170
<b>Multiple family households - Ménages multifamiliaux</b>	<b>7,090</b>	<b>5,695</b>	<b>470</b>	<b>925</b>	<b>640</b>	<b>6.6</b>	<b>6,590</b>	<b>5,445</b>	<b>5,315</b>
Owner - Propriétaires	5,165	4,610	190	365	365	6.7	4,760	4,070	3,990
Tenant - Locataires	1,925	1,085	280	560	275	6.3	1,830	1,375	1,325
<b>Non-family households - Ménages non familiaux</b>	<b>12,065</b>	<b>4,710</b>	<b>280</b>	<b>7,030</b>	<b>1,380</b>	<b>3.6</b>	<b>9,495</b>	<b>7,015</b>	<b>6,520</b>
Owner - Propriétaires	4,960	4,045	--	805	655	4.8	3,560	3,065	2,820
Tenant - Locataires	7,105	665	195	6,225	725	2.7	5,935	3,950	3,700
<b>Winnipeg</b>									
<b>All households - Tous ménages</b>	<b>64,630</b>	<b>36,270</b>	<b>2,110</b>	<b>26,215</b>	<b>4,165</b>	<b>4.8</b>	<b>63,455</b>	<b>54,045</b>	<b>50,405</b>
Owner - Propriétaires	34,280	28,980	575	4,705	1,525	5.6	34,200	31,475	30,045
Tenant - Locataires	30,350	7,290	1,535	21,510	2,640	3.8	29,255	22,570	20,360
<b>One family household - Ménages unifamiliaux</b>	<b>52,025</b>	<b>30,665</b>	<b>1,515</b>	<b>19,830</b>	<b>3,175</b>	<b>4.8</b>	<b>51,505</b>	<b>44,650</b>	<b>41,485</b>
Owner - Propriétaires	28,670	24,405	370	3,880	1,145	5.5	28,610	26,595	25,375
Tenant - Locataires	23,355	6,260	1,145	15,950	2,030	3.9	22,895	18,055	16,110
<b>Multiple family households - Ménages multifamiliaux</b>	<b>4,950</b>	<b>3,765</b>	<b>415</b>	<b>770</b>	<b>400</b>	<b>6.9</b>	<b>4,930</b>	<b>4,105</b>	<b>3,975</b>
Owner - Propriétaires	3,385	2,970	145	270	180	7.0	3,380	2,945	2,865
Tenant - Locataires	1,565	795	270	500	220	6.5	1,550	1,160	1,110
<b>Non-family households - Ménages non familiaux</b>	<b>7,655</b>	<b>1,840</b>	<b>180</b>	<b>5,615</b>	<b>590</b>	<b>3.5</b>	<b>7,020</b>	<b>5,290</b>	<b>4,945</b>
Owner - Propriétaires	2,225	1,605	--	555	200	5.4	2,210	1,935	1,805
Tenant - Locataires	5,430	235	120	5,060	390	2.8	4,810	3,355	3,140

TABLE 98. Households by number of families per household and tenure showing specified dwelling attributes, for provinces, rural, urban, and cities of 30,000 population and over 1951 - Continued

TABLEAU 98. Ménages selon le nombre de familles par ménage et le mode d'occupation et certains attributs du logement, provinces, régions rurales et urbaines, et cités de 30,000 et plus, 1951 - suite

Household composition and tenure Composition du ménage et mode d'occupation	Total	Type of dwelling Genre de logement			Dwellings in need of major repair Logements ayant besoin de réparations importantes	Average number of rooms per dwelling Moyenne de pièces par logement	Dwellings with: Logements pourvus de:		
		Single detached — Unique-maison seule	Single attached — Unique-maison attenante	Apartments and flats — Appartements et plain-pied			Running water — Eau courante	Flush toilet (exclusive use) — Toilettes avec chasse d'eau (usage exclusif)	Bath or shower (exclusive use) — Baignoire ou douche (usage exclusif)
<b>SASKATCHEWAN</b>									
All households - Tous ménages .....	221,455	192,100	8,815	19,705	45,325	4.6	59,180	42,395	44,010
Owner - Propriétaires .....	164,800	153,655	6,285	4,300	33,610	4.8	38,410	28,635	30,655
Tenant - Locataires .....	56,655	38,445	2,530	15,405	11,715	4.1	20,770	13,760	13,355
One family households - Ménages unifamiliaux .....	181,545	160,045	7,190	13,765	34,955	4.8	49,655	36,510	38,245
Owner - Propriétaires .....	136,575	127,545	5,165	3,485	25,715	4.9	33,375	25,050	26,985
Tenant - Locataires .....	44,970	32,500	2,025	10,280	9,240	4.4	16,280	11,460	11,260
Multiple family households - Ménages multifamiliaux .....	6,835	6,190	290	330	1,280	5.9	2,705	2,010	2,045
Owner - Propriétaires .....	5,590	5,180	225	165	985	6.0	2,075	1,525	1,580
Tenant - Locataires .....	1,245	1,010	--	165	295	5.7	630	485	465
Non-family households - Ménages non familiaux .....	33,075	25,865	1,335	5,610	9,090	3.4	6,820	3,875	3,720
Owner - Propriétaires .....	22,635	20,930	895	650	6,910	3.7	2,960	2,060	2,090
Tenant - Locataires .....	10,440	4,935	440	4,960	2,180	2.7	3,860	1,815	1,630
<b>Rural - Régions rurales</b>									
All households - Tous ménages .....	151,750	141,795	7,030	2,245	37,305	4.6	11,165	3,890	7,275
Owner - Propriétaires .....	121,430	114,645	5,390	910	29,565	4.7	9,070	2,965	5,970
Tenant - Locataires .....	30,320	27,150	1,640	1,335	7,740	4.6	2,095	925	1,305
One family households - Ménages unifamiliaux .....	124,700	116,675	5,760	1,835	28,720	4.8	9,925	3,485	6,555
Owner - Propriétaires .....	99,645	94,105	4,460	760	22,565	4.8	8,020	2,650	5,360
Tenant - Locataires .....	25,055	22,570	1,300	1,075	6,155	4.8	1,905	835	1,195
Multiple family households - Ménages multifamiliaux .....	3,955	3,730	180	--	895	5.6	370	155	265
Owner - Propriétaires .....	3,470	3,285	155	--	730	5.6	345	145	245
Tenant - Locataires .....	485	445	--	--	165	5.4	--	--	--
Non-family households - Ménages non familiaux .....	23,095	21,390	1,090	385	7,690	3.5	870	250	455
Owner - Propriétaires .....	18,315	17,255	775	135	6,270	3.6	705	170	365
Tenant - Locataires .....	4,780	4,135	315	250	1,420	3.4	165	--	--
<b>Urban - Régions urbaines</b>									
All households - Tous ménages .....	69,705	50,305	1,785	17,460	8,020	4.5	48,015	38,505	36,735
Owner - Propriétaires .....	43,370	39,010	895	3,390	4,045	5.1	29,340	25,670	24,685
Tenant - Locataires .....	26,335	11,295	890	14,070	3,975	3.6	18,675	12,835	12,050
One family households - Ménages unifamiliaux .....	56,845	43,370	1,430	11,930	6,235	4.7	39,730	33,025	31,690
Owner - Propriétaires .....	36,930	33,440	705	2,725	3,150	5.1	25,355	22,400	21,625
Tenant - Locataires .....	19,915	9,930	725	9,205	3,085	3.9	14,375	10,625	10,065
Multiple family households - Ménages multifamiliaux .....	2,880	2,460	110	305	385	6.4	2,335	1,855	1,780
Owner - Propriétaires .....	2,120	1,895	--	150	255	6.6	1,730	1,380	1,335
Tenant - Locataires .....	760	565	--	155	130	5.8	605	475	445
Non-family households - Ménages non familiaux .....	9,980	4,475	245	5,225	1,400	3.1	5,950	3,625	3,265
Owner - Propriétaires .....	4,320	3,675	120	515	640	4.3	2,255	1,890	1,725
Tenant - Locataires .....	5,660	800	125	4,710	760	2.2	3,695	1,735	1,540
<b>Regina</b>									
All households - Tous ménages .....	19,160	13,125	540	5,450	2,155	4.5	15,030	12,305	11,495
Owner - Propriétaires .....	11,060	10,035	175	830	955	5.2	8,690	7,840	7,360
Tenant - Locataires .....	8,100	3,090	365	4,620	1,200	3.5	6,340	4,465	4,135
One family households - Ménages unifamiliaux .....	15,520	11,385	425	3,670	1,550	4.6	12,230	10,425	9,800
Owner - Propriétaires .....	9,465	8,645	130	670	700	5.1	7,460	6,830	6,435
Tenant - Locataires .....	6,055	2,740	295	3,000	850	3.7	4,770	3,595	3,365
Multiple family households - Ménages multifamiliaux .....	1,130	940	--	125	185	6.5	1,010	765	715
Owner - Propriétaires .....	785	700	--	--	125	6.8	710	550	530
Tenant - Locataires .....	345	240	--	--	--	5.8	300	215	185
Non-family households - Ménages non familiaux .....	2,510	800	--	1,655	420	3.0	1,790	1,115	980
Owner - Propriétaires .....	810	690	--	105	130	4.8	520	460	395
Tenant - Locataires .....	1,700	110	--	1,550	290	2.1	1,270	655	585

TABLE 98. Households by number of families per household and tenure showing specified dwelling attributes, for provinces, rural, urban, and cities of 30,000 population and over, 1951 - Continued

TABLEAU 98. Ménages selon le nombre de familles par ménage et le mode d'occupation et certains attributs du logement, provinces, régions rurales et urbaines, et cités de 30,000 et plus, 1951 - suite

Household composition and tenure Composition du ménage et mode d'occupation	Total	Type of dwelling Genre de logement			Dwellings in need of major repair Logements ayant besoin de réparations importantes	Average number of rooms per dwelling Moyenne de pièces par logement	Dwellings with: Logements pourvus de:		
		Single detached Unique-maison seule	Single attached Unique-maison attenant	Apartments and flats Appartements et plain-pied			Running water Eau courante	Flush toilet (exclusive use) Toilettes avec chasse d'eau (usage exclusif)	Bath or shower (exclusive use) Baignoire ou douche (usage exclusif)
<b>SASKATCHEWAN - Con.-fin</b>									
<b>Saskatoon</b>									
All households - Tous ménages .....	14,980	10,580	245	4,135	1,055	4.7	12,465	10,895	10,275
Owner - Propriétaires .....	9,585	8,510	115	950	570	5.2	8,030	7,675	7,245
Tenant - Locataires .....	5,395	2,070	130	3,185	485	3.7	4,435	3,220	3,030
One family households - Ménages unifamiliaux .....	12,095	9,140	155	2,785	875	4.8	10,230	9,315	8,760
Owner - Propriétaires .....	8,200	7,365	--	750	485	5.2	6,915	6,690	6,280
Tenant - Locataires .....	3,895	1,775	--	2,035	390	4.0	3,315	2,625	2,480
Multiple family households - Ménages multifamiliaux .....	715	620	--	--	--	6.5	650	580	585
Owner - Propriétaires .....	540	480	--	--	--	6.7	480	435	435
Tenant - Locataires .....	175	140	--	--	--	5.9	170	145	150
Non-family households - Ménages non familiaux .....	2,170	820	--	1,270	125	3.2	1,585	1,000	930
Owner - Propriétaires .....	845	665	--	155	--	4.6	635	550	530
Tenant - Locataires .....	1,325	155	--	1,115	--	2.3	950	450	400
<b>ALBERTA</b>									
All households - Tous ménages .....	250,750	204,000	7,850	37,085	48,205	4.5	124,495	96,475	95,355
Owner - Propriétaires .....	179,055	163,795	4,630	9,300	33,925	4.7	81,980	67,610	67,970
Tenant - Locataires .....	71,695	40,205	3,220	27,785	14,280	3.7	42,515	28,865	27,385
One family households - Ménages unifamiliaux .....	203,370	169,595	6,290	26,190	36,405	4.6	103,990	83,305	82,645
Owner - Propriétaires .....	148,130	136,330	3,655	7,205	25,680	4.9	70,560	58,815	59,375
Tenant - Locataires .....	55,240	33,265	2,635	18,985	10,725	4.0	33,430	24,490	23,270
Multiple family households - Ménages multifamiliaux .....	9,075	7,890	305	875	1,480	5.8	5,845	4,480	4,465
Owner - Propriétaires .....	7,240	6,490	235	510	1,095	5.9	4,485	3,580	3,605
Tenant - Locataires .....	1,835	1,400	--	365	385	5.4	1,360	900	860
Non-family households - Ménages non familiaux .....	38,305	26,515	1,255	10,020	10,320	3.2	14,660	8,690	8,245
Owner - Propriétaires .....	23,685	20,975	740	1,585	7,150	3.6	6,935	5,215	4,990
Tenant - Locataires .....	14,620	5,540	515	8,435	3,170	2.5	7,725	3,475	3,255
<b>Rural - Régions rurales</b>									
All households - Tous ménages .....	125,325	118,150	4,465	1,435	34,730	4.4	18,420	10,620	12,215
Owner - Propriétaires .....	100,395	95,460	3,320	545	27,600	4.5	14,680	8,625	10,110
Tenant - Locataires .....	24,930	22,690	1,145	890	7,130	4.0	3,740	1,995	2,105
One family households - Ménages unifamiliaux .....	101,520	95,880	3,645	1,115	26,315	4.6	16,530	9,590	11,060
Owner - Propriétaires .....	81,535	77,665	2,685	430	20,865	4.7	13,130	7,760	9,110
Tenant - Locataires .....	19,985	18,215	960	685	5,450	4.3	3,400	1,830	1,950
Multiple family households - Ménages multifamiliaux .....	3,475	3,340	110	--	845	5.3	690	450	530
Owner - Propriétaires .....	3,050	2,930	105	--	730	5.4	630	410	485
Tenant - Locataires .....	425	410	--	--	115	4.8	--	--	--
Non-family households - Ménages non familiaux .....	20,330	18,930	710	300	7,570	3.1	1,200	580	625
Owner - Propriétaires .....	15,810	14,865	530	105	6,005	3.1	920	455	515
Tenant - Locataires .....	4,520	4,065	180	195	1,565	2.9	280	125	110
<b>Urban - Régions urbaines</b>									
All households - Tous ménages .....	125,425	85,850	3,385	35,650	13,475	4.5	106,075	85,855	83,140
Owner - Propriétaires .....	78,660	68,335	1,310	8,755	6,325	5.1	67,300	58,985	57,860
Tenant - Locataires .....	46,765	17,515	2,075	26,895	7,150	3.6	38,775	26,870	25,280
One family households - Ménages unifamiliaux .....	101,850	73,715	2,645	25,075	10,090	4.6	87,460	73,715	71,585
Owner - Propriétaires .....	66,595	58,665	970	6,775	4,815	5.1	57,430	51,055	50,265
Tenant - Locataires .....	35,255	15,050	1,675	18,300	5,275	3.9	30,030	22,660	21,320
Multiple family households - Ménages multifamiliaux .....	5,600	4,550	195	855	635	6.1	5,155	4,030	3,935
Owner - Propriétaires .....	4,190	3,560	130	500	365	6.3	3,855	3,170	3,120
Tenant - Locataires .....	1,410	990	--	355	270	5.5	1,300	860	815
Non-family households - Ménages non familiaux .....	17,975	7,585	545	9,720	2,750	3.3	13,460	8,110	7,620
Owner - Propriétaires .....	7,875	6,110	210	1,480	1,145	4.5	6,015	4,760	4,475
Tenant - Locataires .....	10,100	1,475	335	8,240	1,605	2.3	7,445	3,350	3,145

**TABLE 98. Households by number of families per household and tenure showing specified dwelling attributes, for provinces, rural, urban, and cities of 30,000 population and over, 1951 - Continued**

**TABLEAU 98. Ménages selon le nombre de familles par ménage et le mode d'occupation et certains attributs du logement, provinces, régions rurales et urbaines, et cités de 30,000 et plus, 1951 - suite**

Household composition and tenure Composition du ménage et mode d'occupation	Total	Type of dwelling Genre de logement			Dwellings in need of major repair Logements ayant besoin de réparations importantes	Average number of rooms per dwelling Moyenne de pièces par logement	Dwellings with: Logements pourvus de:		
		Single detached Unique-maison seule	Single attached Unique-maison attenante	Apartments and flats Appartements et plain-pied			Running water Eau courante	Flush toilet (exclusive use) Toilettes avec chasse d'eau (usage exclusif)	Bath or shower (exclusive use) Baignoire ou douche (usage exclusif)
<b>ALBERTA - Con.-fin</b>									
<b>Calgary</b>									
All households - Tous ménages .....	37,710	22,070	480	15,020	2,660	4.5	35,780	29,610	28,625
Owner - Propriétaires .....	22,240	18,245	165	3,750	975	5.2	21,755	20,180	19,810
Tenant - Locataires .....	15,470	3,825	315	11,270	1,685	3.4	14,025	9,430	8,815
One family households - Ménages unifamiliaux .....	29,890	18,935	350	10,530	1,990	4.6	28,915	25,075	24,340
Owner - Propriétaires .....	18,745	15,705	120	2,880	725	5.2	18,355	17,370	17,105
Tenant - Locataires .....	11,145	3,230	230	7,650	1,265	3.7	10,560	7,705	7,235
Multiple family households - Ménages multifamiliaux .....	1,735	1,400	--	295	140	6.2	1,710	1,375	1,325
Owner - Propriétaires .....	1,280	1,070	--	185	--	6.3	1,260	1,080	1,055
Tenant - Locataires .....	455	330	--	110	--	5.7	450	295	270
Non-family households - Ménages non familiaux .....	6,085	1,735	--	4,195	530	3.2	5,155	3,160	2,960
Owner - Propriétaires .....	2,215	1,470	--	685	180	4.9	2,140	1,730	1,650
Tenant - Locataires .....	3,870	265	--	3,510	350	2.3	3,015	1,430	1,310
<b>Edmonton</b>									
All households - Tous ménages .....	42,925	28,440	1,110	13,270	4,625	4.6	39,040	33,400	32,305
Owner - Propriétaires .....	26,325	23,055	315	2,930	2,025	5.2	24,475	22,700	22,185
Tenant - Locataires .....	16,600	5,385	795	10,340	2,600	3.6	14,565	10,700	10,120
One family households - Ménages unifamiliaux .....	34,830	24,660	920	9,150	3,405	4.7	32,125	28,800	27,885
Owner - Propriétaires .....	22,515	19,970	215	2,305	1,550	5.2	21,005	19,745	19,355
Tenant - Locataires .....	12,315	4,690	705	6,845	1,855	3.9	11,120	9,055	8,530
Multiple family households - Ménages multifamiliaux .....	2,410	1,945	--	375	310	6.4	2,275	1,880	1,835
Owner - Propriétaires .....	1,820	1,550	--	205	185	6.6	1,720	1,485	1,455
Tenant - Locataires .....	590	395	--	170	125	5.7	555	395	380
Non-family households - Ménages non familiaux .....	5,685	1,835	100	3,745	910	3.2	4,640	2,720	2,585
Owner - Propriétaires .....	1,990	1,535	--	420	290	4.9	1,750	1,470	1,375
Tenant - Locataires .....	3,695	300	--	3,325	620	2.2	2,890	1,250	1,210
<b>BRITISH COLUMBIA</b>									
All households - Tous ménages .....	337,780	277,065	13,405	45,880	33,530	4.6	294,120	257,895	252,620
Owner - Propriétaires .....	235,160	221,855	4,445	8,110	19,985	4.9	204,490	186,530	184,530
Tenant - Locataires .....	102,620	55,210	8,960	37,770	13,545	3.8	89,630	71,365	68,090
One family households - Ménages unifamiliaux .....	270,600	227,885	10,800	31,085	23,545	4.7	242,075	217,020	213,630
Owner - Propriétaires .....	193,185	183,185	3,575	6,050	13,960	5.0	172,420	158,875	157,635
Tenant - Locataires .....	77,415	44,700	7,225	25,035	9,585	4.0	69,655	58,145	55,995
Multiple family households - Ménages multifamiliaux .....	13,780	12,165	560	1,005	1,470	6.2	12,640	11,050	10,905
Owner - Propriétaires .....	10,715	9,930	265	490	920	6.2	9,770	8,740	8,650
Tenant - Locataires .....	3,065	2,235	295	515	550	6.1	2,870	2,310	2,255
Non-family households - Ménages non familiaux .....	53,400	37,015	2,045	13,790	8,515	3.5	39,405	29,825	28,085
Owner - Propriétaires .....	31,260	28,740	605	1,570	5,105	4.0	22,300	18,915	18,245
Tenant - Locataires .....	22,140	8,275	1,440	12,220	3,410	2.7	17,105	10,910	9,840
<b>Rural - Régions rurales</b>									
All households - Tous ménages .....	105,765	100,065	3,270	1,865	17,910	4.2	67,180	50,455	49,895
Owner - Propriétaires .....	76,605	74,635	1,115	485	11,975	4.4	48,230	36,815	36,760
Tenant - Locataires .....	29,160	25,430	2,155	1,380	5,935	3.7	18,950	13,640	13,135
One family households - Ménages unifamiliaux .....	83,625	79,105	2,685	1,555	12,600	4.5	57,485	43,950	43,610
Owner - Propriétaires .....	60,475	58,980	900	420	8,200	4.6	41,025	31,750	31,800
Tenant - Locataires .....	23,150	20,125	1,785	1,135	4,400	4.0	16,460	12,200	11,810
Multiple family households - Ménages multifamiliaux .....	2,730	2,580	--	--	630	5.1	1,645	1,250	1,210
Owner - Propriétaires .....	2,165	2,085	--	--	485	5.2	1,265	980	955
Tenant - Locataires .....	565	495	--	--	145	4.7	380	270	255
Non-family households - Ménages non familiaux .....	19,410	18,380	505	265	4,680	3.1	8,050	5,255	5,075
Owner - Propriétaires .....	13,965	13,570	175	--	3,290	3.3	5,940	4,085	4,005
Tenant - Locataires .....	5,445	4,810	330	215	1,390	2.6	2,110	1,170	1,070

**TABLE 98. Households by number of families per household and tenure showing specified dwelling attributes, for provinces, rural, urban, and cities of 30,000 population and over, 1951 — Concluded**

**TABLEAU 98. Ménages selon le nombre de familles par ménage et le mode d'occupation et certains attributs du logement, provinces, régions rurales et urbaines, et cités de 30,000 et plus, 1951 — fin**

Household composition and tenure Composition du ménage et mode d'occupation	Total	Type of dwelling Genre de logement			Dwellings in need of major repair Logements ayant besoin de réparations importantes	Average number of rooms per dwelling Moyenne de pièces par logement	Dwellings with: Logements pourvus de:		
		Single detached — Unique-maison seule	Single attached — Unique-maison attenante	Apartments and flats — Appartements et plain-pied			Running water — Eau courante	Flush toilet (exclusive use) — Toilettes avec chasse d'eau (usage exclusif)	Bath or shower (exclusive use) — Baignoire ou douche (usage exclusif)
<b>BRITISH COLUMBIA — Con.—fin</b>									
<b>Urban — Régions urbaines</b>									
All households — Tous ménages .....	232,015	177,000	10,135	44,015	15,620	4.7	226,940	207,440	202,725
Owner — Propriétaires .....	158,555	147,220	3,330	7,625	8,010	5.2	156,260	149,715	147,770
Tenant — Locataires .....	73,460	29,780	6,805	36,390	7,610	3.8	70,680	57,725	54,955
One family households — Ménages unifamiliaux .....	186,975	148,780	8,115	29,530	10,945	4.8	184,590	173,070	170,020
Owner — Propriétaires .....	132,710	124,205	2,675	5,630	5,760	5.1	131,395	127,125	125,835
Tenant — Locataires .....	54,265	24,575	5,440	23,900	5,185	4.0	53,195	45,945	44,185
Multiple family households — Ménages multifamiliaux .....	11,050	9,585	480	960	840	6.5	10,995	9,800	9,695
Owner — Propriétaires .....	8,550	7,845	225	475	435	6.5	8,505	7,760	7,695
Tenant — Locataires .....	2,500	1,740	255	485	405	6.4	2,490	2,040	2,000
Non-family households — Ménages non familiaux .....	33,990	18,635	1,540	13,525	3,835	3.7	31,355	24,570	23,010
Owner — Propriétaires .....	17,295	15,170	430	1,520	1,815	4.5	16,360	14,830	14,240
Tenant — Locataires .....	16,695	3,465	1,110	12,005	2,020	2.8	14,995	9,740	8,770
<b>Vancouver</b>									
All households — Tous ménages .....	101,330	68,485	4,000	28,420	5,495	4.8	100,200	90,850	89,060
Owner — Propriétaires .....	63,885	57,920	1,150	4,670	2,315	5.4	63,665	61,530	61,010
Tenant — Locataires .....	37,445	10,565	2,850	23,750	3,180	3.7	36,535	29,320	28,050
One family households — Ménages unifamiliaux .....	78,665	56,855	3,040	18,505	3,665	4.8	78,415	73,335	72,200
Owner — Propriétaires .....	52,765	48,480	870	3,370	1,590	5.3	52,700	51,440	51,105
Tenant — Locataires .....	25,900	8,375	2,170	15,135	2,075	3.9	25,715	21,895	21,095
Multiple family households — Ménages multifamiliaux .....	6,125	5,135	285	695	370	6.8	6,120	5,390	5,370
Owner — Propriétaires .....	4,550	4,080	140	330	170	6.8	4,545	4,130	4,105
Tenant — Locataires .....	1,575	1,055	145	365	200	6.7	1,575	1,260	1,265
Non-family households — Ménages non familiaux .....	16,540	6,495	675	9,220	1,460	3.5	15,665	12,125	11,490
Owner — Propriétaires .....	6,570	5,360	140	970	555	4.7	6,420	5,960	5,800
Tenant — Locataires .....	9,970	1,135	535	8,250	905	2.8	9,245	6,165	5,690
<b>Victoria</b>									
All households — Tous ménages .....	15,790	9,960	950	4,840	680	4.8	15,580	14,000	13,680
Owner — Propriétaires .....	9,195	8,165	245	765	320	5.5	9,155	8,635	8,565
Tenant — Locataires .....	6,595	1,795	705	4,075	360	3.8	6,425	5,365	5,115
One family households — Ménages unifamiliaux .....	11,900	8,015	765	3,095	460	4.8	11,840	11,030	10,925
Owner — Propriétaires .....	7,205	6,500	170	520	195	5.4	7,200	6,930	6,910
Tenant — Locataires .....	4,695	1,515	595	2,575	265	4.0	4,640	4,100	4,015
Multiple family households — Ménages multifamiliaux .....	810	695	--	--	--	6.8	810	660	640
Owner — Propriétaires .....	615	560	--	--	--	6.9	615	500	480
Tenant — Locataires .....	195	135	--	--	--	6.5	195	160	160
Non-family households — Ménages non familiaux .....	3,080	1,250	145	1,680	150	4.1	2,930	2,310	2,115
Owner — Propriétaires .....	1,375	1,105	--	215	100	5.2	1,340	1,205	1,175
Tenant — Locataires .....	1,705	145	--	1,465	--	3.2	1,590	1,105	940



**TABLE 99. Households by number of families per household and tenure showing household size, and specified household facilities and conveniences, for provinces, rural, urban, and cities of 30,000 population and over, 1951**

**TABLEAU 99. Ménages selon le nombre de familles par ménage et le mode d'occupation, importance numérique du ménage et certaines commodités ménagères et de confort, provinces, régions rurales et urbaines, et cités de 30,000 et plus, 1951**

Household composition and tenure Composition du ménage et mode d'occupation	Total	Average number of persons per household Moyenne de personnes par ménage	Households with: Ménages pourvus de:							Passenger automobile Automobile de tourisme
			Electric or gas range Cuisinière électrique ou à gaz	Mechanical refrigeration Réfrigération mécanique	Powered washing machine Lessiveuse mécanique	Electric vacuum cleaner Aspirateur électrique	Telephone Téléphone	Radio		
<b>CANADA</b>										
<b>All households - Tous ménages</b>	<b>3,409,295</b>	<b>4.0</b>	<b>1,699,440</b>	<b>1,594,980</b>	<b>2,471,475</b>	<b>1,413,610</b>	<b>2,028,450</b>	<b>3,143,555</b>	<b>1,442,595</b>	
Owner - Propriétaires	2,236,955	4.1	988,715	1,030,475	1,697,100	980,195	1,327,520	2,053,640	1,055,365	
Tenant - Locataires	1,172,340	3.7	710,725	564,505	774,375	433,415	700,930	1,089,915	387,230	
<b>One family households - Ménages unifamiliaux</b>	<b>2,794,860</b>	<b>4.1</b>	<b>1,386,630</b>	<b>1,342,360</b>	<b>2,154,995</b>	<b>1,198,620</b>	<b>1,682,740</b>	<b>2,614,920</b>	<b>1,267,135</b>	
Owner - Propriétaires	1,840,300	4.2	819,180	872,665	1,467,010	830,855	1,108,900	1,714,795	922,715	
Tenant - Locataires	954,560	3.8	567,450	469,695	687,985	367,765	573,840	900,125	344,420	
<b>Multiple family households - Ménages multifamiliaux</b>	<b>229,425</b>	<b>6.8</b>	<b>135,435</b>	<b>113,845</b>	<b>186,020</b>	<b>104,150</b>	<b>161,925</b>	<b>216,495</b>	<b>95,870</b>	
Owner - Propriétaires	164,955	6.7	91,865	85,445	136,240	80,495	114,945	155,450	76,195	
Tenant - Locataires	64,470	6.9	43,570	28,400	49,780	23,655	46,980	61,045	19,675	
<b>Non-family households - Ménages non familiaux</b>	<b>385,010</b>	<b>1.6</b>	<b>177,375</b>	<b>138,775</b>	<b>130,460</b>	<b>110,840</b>	<b>183,785</b>	<b>312,140</b>	<b>79,590</b>	
Owner - Propriétaires	231,700	1.6	77,670	72,365	93,850	68,845	103,675	183,395	56,455	
Tenant - Locataires	153,310	1.6	99,705	66,410	36,610	41,995	80,110	128,745	23,135	
<b>Rural - Régions rurales</b>										
<b>All households - Tous ménages</b>	<b>1,254,260</b>	<b>4.2</b>	<b>210,870</b>	<b>326,865</b>	<b>803,345</b>	<b>269,020</b>	<b>484,555</b>	<b>1,093,555</b>	<b>564,140</b>	
Owner - Propriétaires	1,028,780	4.3	163,625	266,600	662,315	224,015	412,235	899,870	467,305	
Tenant - Locataires	225,480	3.8	47,245	60,265	141,030	45,005	72,320	193,685	96,835	
<b>One family households - Ménages unifamiliaux</b>	<b>1,039,340</b>	<b>4.4</b>	<b>185,075</b>	<b>288,895</b>	<b>722,585</b>	<b>239,225</b>	<b>419,975</b>	<b>929,985</b>	<b>499,105</b>	
Owner - Propriétaires	849,230	4.5	142,345	233,235	590,655	197,530	355,710	761,170	410,980	
Tenant - Locataires	190,110	4.1	42,730	55,660	131,930	41,695	64,265	168,815	88,145	
<b>Multiple family households - Ménages multifamiliaux</b>	<b>60,625</b>	<b>6.9</b>	<b>9,280</b>	<b>16,470</b>	<b>42,380</b>	<b>13,880</b>	<b>26,120</b>	<b>54,570</b>	<b>27,965</b>	
Owner - Propriétaires	54,950	6.9	8,135	14,985	38,515	12,615	23,925	49,760	25,270	
Tenant - Locataires	5,675	6.8	1,145	1,485	3,865	1,265	2,195	4,810	2,695	
<b>Non-family households - Ménages non familiaux</b>	<b>154,295</b>	<b>1.4</b>	<b>16,515</b>	<b>21,500</b>	<b>38,380</b>	<b>15,915</b>	<b>38,460</b>	<b>109,000</b>	<b>37,070</b>	
Owner - Propriétaires	124,600	1.4	13,145	18,380	33,145	13,870	32,600	88,940	31,075	
Tenant - Locataires	29,695	1.4	3,370	3,120	5,235	2,045	5,860	20,060	5,995	
<b>Urban - Régions urbaines</b>										
<b>All households - Tous ménages</b>	<b>2,155,035</b>	<b>3.9</b>	<b>1,488,570</b>	<b>1,268,115</b>	<b>1,668,130</b>	<b>1,144,590</b>	<b>1,543,895</b>	<b>2,050,000</b>	<b>878,455</b>	
Owner - Propriétaires	1,208,175	4.0	825,090	763,875	1,034,785	756,180	915,285	1,153,770	588,060	
Tenant - Locataires	946,860	3.7	663,480	504,240	633,345	388,410	628,610	896,230	290,395	
<b>One family households - Ménages unifamiliaux</b>	<b>1,755,520</b>	<b>3.9</b>	<b>1,201,555</b>	<b>1,053,465</b>	<b>1,432,410</b>	<b>959,395</b>	<b>1,262,765</b>	<b>1,684,935</b>	<b>768,030</b>	
Owner - Propriétaires	991,070	3.9	676,835	639,430	876,355	633,325	753,190	953,625	511,755	
Tenant - Locataires	764,450	3.8	524,720	414,035	556,055	326,070	509,575	731,310	256,275	
<b>Multiple family households - Ménages multifamiliaux</b>	<b>168,800</b>	<b>6.7</b>	<b>126,155</b>	<b>97,375</b>	<b>143,640</b>	<b>90,270</b>	<b>135,805</b>	<b>161,925</b>	<b>67,905</b>	
Owner - Propriétaires	110,005	6.6	83,730	70,460	97,725	67,880	91,020	105,690	50,925	
Tenant - Locataires	58,795	6.9	42,425	26,915	45,915	22,390	44,785	56,235	16,980	
<b>Non-family households - Ménages non familiaux</b>	<b>230,715</b>	<b>1.7</b>	<b>160,860</b>	<b>117,275</b>	<b>92,080</b>	<b>94,925</b>	<b>145,325</b>	<b>203,140</b>	<b>42,520</b>	
Owner - Propriétaires	107,100	1.8	64,525	53,985	60,705	54,975	71,075	94,455	25,380	
Tenant - Locataires	123,615	1.6	96,335	63,290	31,375	39,950	74,250	108,685	17,140	
<b>NEWFOUNDLAND</b>										
<b>All households - Tous ménages</b>	<b>70,980</b>	<b>5.0</b>	<b>3,310</b>	<b>5,355</b>	<b>18,570</b>	<b>4,520</b>	<b>14,810</b>	<b>56,860</b>	<b>6,670</b>	
Owner - Propriétaires	61,540	5.0	2,020	3,835	13,875	3,415	10,620	48,450	5,255	
Tenant - Locataires	9,440	4.9	1,290	1,520	4,695	1,105	4,190	8,410	1,415	
<b>One family households - Ménages unifamiliaux</b>	<b>59,110</b>	<b>4.9</b>	<b>2,870</b>	<b>4,485</b>	<b>15,750</b>	<b>3,885</b>	<b>12,015</b>	<b>47,780</b>	<b>5,520</b>	
Owner - Propriétaires	50,980	5.0	1,725	3,140	11,620	2,900	8,475	40,505	4,305	
Tenant - Locataires	8,130	4.7	1,145	1,345	4,130	985	3,540	7,275	1,215	
<b>Multiple family households - Ménages multifamiliaux</b>	<b>7,640</b>	<b>7.1</b>	<b>290</b>	<b>580</b>	<b>2,455</b>	<b>460</b>	<b>1,985</b>	<b>6,565</b>	<b>910</b>	
Owner - Propriétaires	6,740	7.0	195	465	1,935	375	1,500	5,715	755	
Tenant - Locataires	900	7.7	--	115	520	--	485	850	155	
<b>Non-family households - Ménages non familiaux</b>	<b>4,230</b>	<b>1.6</b>	<b>150</b>	<b>290</b>	<b>365</b>	<b>175</b>	<b>810</b>	<b>2,515</b>	<b>240</b>	
Owner - Propriétaires	3,820	1.6	100	230	320	140	645	2,230	195	
Tenant - Locataires	410	1.6	--	--	--	--	165	285	--	

**TABLE 99. Households by number of families per household and tenure showing household size, and specified household facilities and conveniences, for provinces, rural, urban, and cities of 30,000 population and over, 1951 - Continued**

**TABLEAU 99. Ménages selon le nombre de familles par ménage et le mode d'occupation, importance numérique du ménage et certaines commodités ménagères et de confort, provinces, régions rurales et urbaines, et cités de 30,000 et plus, 1951 - suite**

Household composition and tenure Composition du ménage et mode d'occupation	Total	Average number of persons per household Moyenne de personnes par ménage	Households with: Ménages pourvus de:						
			Electric or gas range Cuisinière électrique ou à gaz	Mechanical refrigeration Réfrigération mécanique	Powered washing machine Lessiveuse mécanique	Electric vacuum cleaner Aspirateur électrique	Telephone Téléphone	Radio	Passenger automobile Automobile de tourisme
<b>NEWFOUNDLAND - Con. - fin</b>									
<b>Rural - Régions rurales</b>									
All households - Tous ménages .....	41,245	4.9	265	620	3,140	450	1,940	30,230	1,225
Owner - Propriétaires .....	39,435	4.9	--	340	2,535	230	1,530	28,710	1,115
Tenant - Locataires .....	1,810	4.7	190	280	605	220	410	1,520	110
One family households - Ménages unifamiliaux .....	34,500	4.9	240	530	2,725	410	1,630	25,575	1,005
Owner - Propriétaires .....	32,890	5.0	--	260	2,155	195	1,255	24,210	905
Tenant - Locataires .....	1,610	4.7	190	270	570	215	375	1,365	100
Multiple family households - Ménages multifamiliaux	4,120	7.0	--	--	350	--	185	3,325	165
Owner - Propriétaires .....	4,015	7.0	--	--	325	--	170	3,240	155
Tenant - Locataires .....	105	7.3	--	--	--	--	--	--	--
Non-family households - Ménages non familiaux .....	2,625	1.5	--	--	--	--	125	1,330	--
Owner - Propriétaires .....	2,530	1.5	--	--	--	--	105	1,260	--
Tenant - Locataires .....	--	--	--	--	--	--	--	--	--
<b>Urban - Régions urbaines</b>									
All households - Tous ménages .....	29,735	5.0	3,045	4,735	15,430	4,070	12,870	26,630	5,445
Owner - Propriétaires .....	22,105	5.0	1,945	3,495	11,340	3,185	9,090	19,740	4,140
Tenant - Locataires .....	7,630	4.9	1,100	1,240	4,090	885	3,780	6,890	1,305
One family households - Ménages unifamiliaux .....	24,610	4.9	2,630	3,955	13,025	3,475	10,385	22,205	4,515
Owner - Propriétaires .....	18,090	5.0	1,675	2,880	9,465	2,705	7,220	16,295	3,400
Tenant - Locataires .....	6,520	4.7	955	1,075	3,560	770	3,165	5,910	1,115
Multiple family households - Ménages multifamiliaux	3,520	7.3	290	540	2,105	440	1,800	3,240	745
Owner - Propriétaires .....	2,725	7.1	195	435	1,610	360	1,330	2,475	600
Tenant - Locataires .....	795	7.7	--	105	495	--	470	765	145
Non-family households - Ménages non familiaux .....	1,605	1.7	125	240	300	155	685	1,185	185
Owner - Propriétaires .....	1,290	1.8	--	180	265	120	540	970	140
Tenant - Locataires .....	315	1.6	--	--	--	--	145	215	--
<b>St. John's</b>									
All households - Tous ménages .....	10,570	4.8	1,455	2,360	6,390	2,340	7,840	9,890	2,675
Owner - Propriétaires .....	6,520	4.8	1,015	1,880	4,360	1,915	5,430	6,225	1,970
Tenant - Locataires .....	4,050	4.9	440	480	2,030	425	2,410	3,665	705
One family households - Ménages unifamiliaux .....	8,490	4.6	1,255	1,970	5,295	1,940	6,270	7,975	2,215
Owner - Propriétaires .....	5,105	4.6	895	1,580	3,580	1,600	4,270	4,900	1,615
Tenant - Locataires .....	3,385	4.7	360	390	1,715	340	2,000	3,075	600
Multiple family households - Ménages multifamiliaux	1,375	7.4	130	240	940	280	1,090	1,340	370
Owner - Propriétaires .....	915	7.2	--	195	655	225	780	895	290
Tenant - Locataires .....	460	7.8	--	--	285	--	310	445	--
Non-family households - Ménages non familiaux .....	705	2.0	--	150	155	120	480	575	--
Owner - Propriétaires .....	500	2.1	--	105	125	--	380	430	--
Tenant - Locataires .....	205	1.6	--	--	--	--	100	145	--
<b>PRINCE EDWARD ISLAND</b>									
All households - Tous ménages .....	22,455	4.3	1,875	4,285	9,635	3,895	9,005	20,150	8,665
Owner - Propriétaires .....	18,305	4.3	885	2,910	7,440	2,765	6,760	16,380	7,235
Tenant - Locataires .....	4,150	4.2	990	1,375	2,195	1,130	2,245	3,770	1,430
One family households - Ménages unifamiliaux .....	18,230	4.5	1,620	3,695	8,440	3,295	7,550	16,875	7,470
Owner - Propriétaires .....	14,725	4.6	760	2,470	6,475	2,320	5,660	13,655	6,215
Tenant - Locataires .....	3,505	4.3	860	1,225	1,965	975	1,890	3,220	1,255
Multiple family households - Ménages multifamiliaux	1,495	6.8	--	245	750	245	720	1,400	660
Owner - Propriétaires .....	1,270	6.7	--	195	635	200	570	1,190	580
Tenant - Locataires .....	225	7.0	--	--	115	--	150	210	--
Non-family households - Ménages non familiaux .....	2,730	1.7	190	345	445	355	735	1,875	535
Owner - Propriétaires .....	2,310	1.6	--	245	330	245	530	1,535	440
Tenant - Locataires .....	420	1.9	105	100	115	110	205	340	--

**TABLE 99. Households by number of families per household and tenure showing household size, and specified household facilities and conveniences, for provinces, rural, urban, and cities of 30,000 population and over, 1951 - Continued**

**TABLÉAU 99. Ménages selon le nombre de familles par ménage et le mode d'occupation, importance numérique du ménage et certaines commodités ménagères et de confort, provinces, régions rurales et urbaines, et cités de 30,000 et plus, 1951 - suite**

Household composition and tenure Composition du ménage et mode d'occupation	Total	Average number of persons per household Moyenne de personnes par ménage	Households with: Ménages pourvus de:						
			Electric or gas range Cuisinière électrique ou à gaz	Mechanical refrigeration Réfrigération mécanique	Powered washing machine Lessiveuse mécanique	Electric vacuum cleaner Aspirateur électrique	Telephone Téléphone	Radio	Passenger automobile Automobile de tourisme
<b>PRINCE EDWARD ISLAND - Con. - fin</b>									
<b>Rural - Régions rurales</b>									
All households - Tous ménages .....	16,880	4.3	565	2,165	6,080	1,660	4,885	14,915	6,510
Owner - Propriétaires .....	15,325	4.4	260	1,705	5,310	1,355	4,490	13,540	5,935
Tenant - Locataires .....	1,555	4.1	305	460	770	305	395	1,375	575
One family households - Ménages unifamiliaux .....	13,725	4.6	545	1,900	5,420	1,465	4,170	12,615	5,640
Owner - Propriétaires .....	12,355	4.6	240	1,465	4,690	1,175	3,825	11,375	5,120
Tenant - Locataires .....	1,370	4.3	305	435	730	290	345	1,240	520
Multiple family households - Ménages multifamiliaux	1,065	6.7	--	130	450	105	385	985	510
Owner - Propriétaires .....	1,040	6.7	--	130	445	100	385	965	495
Tenant - Locataires .....	--	--	--	--	--	--	--	--	--
Non-family households - Ménages non familiaux .....	2,090	1.5	--	135	210	--	330	1,315	360
Owner - Propriétaires .....	1,930	1.5	--	110	175	--	280	1,200	320
Tenant - Locataires .....	160	1.5	--	--	--	--	--	115	--
<b>Urban - Régions urbaines</b>									
All households - Tous ménages .....	5,575	4.2	1,310	2,120	3,555	2,235	4,120	5,235	2,155
Owner - Propriétaires .....	2,980	4.2	625	1,205	2,130	1,410	2,270	2,840	1,300
Tenant - Locataires .....	2,595	4.2	685	915	1,425	825	1,850	2,395	855
One family households - Ménages unifamiliaux .....	4,505	4.3	1,075	1,795	3,020	1,830	3,380	4,260	1,830
Owner - Propriétaires .....	2,370	4.3	520	1,005	1,785	1,145	1,835	2,280	1,095
Tenant - Locataires .....	2,135	4.2	555	790	1,235	685	1,545	1,980	735
Multiple family households - Ménages multifamiliaux	430	6.9	--	115	300	140	335	415	150
Owner - Propriétaires .....	230	6.8	--	--	190	100	185	225	--
Tenant - Locataires .....	200	7.0	--	--	110	--	150	190	--
Non-family households - Ménages non familiaux .....	640	2.2	180	210	235	265	405	560	175
Owner - Propriétaires .....	380	2.2	--	135	155	165	250	335	120
Tenant - Locataires .....	260	2.1	105	--	--	100	155	225	--
<b>NOVA SCOTIA</b>									
All households - Tous ménages .....	149,555	4.2	20,650	45,565	96,870	41,890	76,770	135,125	47,525
Owner - Propriétaires .....	113,945	4.2	12,620	33,835	75,365	33,330	56,870	102,870	37,560
Tenant - Locataires .....	35,610	4.0	8,030	11,730	21,505	8,560	19,900	32,255	9,965
One family households - Ménages unifamiliaux .....	121,120	4.3	16,975	37,850	83,420	34,835	62,960	111,640	40,845
Owner - Propriétaires .....	91,535	4.3	10,420	27,930	64,175	27,495	46,390	84,360	32,030
Tenant - Locataires .....	29,585	4.0	6,555	9,920	19,245	7,340	16,570	27,280	8,815
Multiple family households - Ménages multifamiliaux	11,625	6.8	1,360	3,605	8,675	3,670	7,165	10,945	3,955
Owner - Propriétaires .....	9,455	6.7	1,095	3,070	7,210	3,205	5,715	8,945	3,430
Tenant - Locataires .....	2,170	7.1	265	535	1,465	465	1,450	2,000	525
Non-family households - Ménages non familiaux .....	16,810	1.6	2,315	4,110	4,775	3,385	6,645	12,540	2,725
Owner - Propriétaires .....	12,955	1.6	1,105	2,835	3,980	2,630	4,765	9,565	2,100
Tenant - Locataires .....	3,855	1.6	1,210	1,275	795	755	1,880	2,975	625
<b>Rural - Régions rurales</b>									
All households - Tous ménages .....	71,125	4.1	2,275	14,200	39,500	12,680	23,560	62,065	21,630
Owner - Propriétaires .....	62,865	4.1	1,575	12,430	35,085	11,390	21,220	55,035	19,050
Tenant - Locataires .....	8,260	4.0	700	1,770	4,415	1,290	2,340	7,030	2,580
One family households - Ménages unifamiliaux .....	57,140	4.3	2,000	12,010	34,480	10,880	19,565	51,460	18,625
Owner - Propriétaires .....	50,010	4.3	1,350	10,380	30,325	9,680	17,475	45,175	16,255
Tenant - Locataires .....	7,130	4.2	650	1,630	4,155	1,200	2,090	6,285	2,370
Multiple family households - Ménages multifamiliaux	4,680	6.6	--	960	3,080	915	1,795	4,300	1,685
Owner - Propriétaires .....	4,405	6.7	--	935	2,950	895	1,715	4,070	1,600
Tenant - Locataires .....	275	6.5	--	--	130	--	--	230	--
Non-family households - Ménages non familiaux .....	9,305	1.4	200	1,230	1,940	885	2,200	6,305	1,320
Owner - Propriétaires .....	8,450	1.4	160	1,115	1,810	815	2,030	5,790	1,195
Tenant - Locataires .....	855	1.3	--	115	130	--	170	515	125

TABLE 99. Households by number of families per household and tenure showing household size, and specified household facilities and conveniences, for provinces, rural, urban, and cities of 30,000 population and over, 1951 - Continued

TABLEAU 99. Ménages selon le nombre de familles par ménage et le mode d'occupation, importance numérique du ménage et certaines commodités ménagères et de confort, provinces, régions rurales et urbaines, et cités de 30,000 et plus, 1951 - suite

Household composition and tenure Composition du ménage et mode d'occupation	Total	Average number of persons per household Moyenne de personnes par ménage	Households with: Ménages pourvus de:						
			Electric or gas range Cuisinière électrique ou à gaz	Mechanical refrigeration Réfrigération mécanique	Powered washing machine Lessiveuse mécanique	Electric vacuum cleaner Aspirateur électrique	Telephone Téléphone	Radio	Passenger automobile Automobile de tourisme
<b>NOVA SCOTIA - Con.-fin</b>									
<b>Urban - Régions urbaines</b>									
All households - Tous ménages .....	78,430	4.2	18,375	31,365	57,370	29,210	53,210	73,060	25,895
Owner - Propriétaires .....	51,080	4.4	11,045	21,405	40,280	21,940	35,650	47,835	18,510
Tenant - Locataires .....	27,350	4.0	7,330	9,960	17,090	7,270	17,560	25,225	7,385
One family households - Ménages unifamiliaux .....	63,980	4.2	14,975	25,840	48,940	23,955	43,395	60,180	22,220
Owner - Propriétaires .....	41,525	4.3	9,070	17,550	33,850	17,815	28,915	39,185	15,775
Tenant - Locataires .....	22,455	4.0	5,905	8,290	15,090	6,140	14,480	20,995	6,445
Multiple family households - Ménages multifamiliaux .....	6,945	6.9	1,285	2,645	5,595	2,755	5,370	6,645	2,270
Owner - Propriétaires .....	5,050	6.8	1,030	2,135	4,260	2,310	4,000	4,875	1,830
Tenant - Locataires .....	1,895	7.1	255	510	1,335	445	1,370	1,770	440
Non-family households - Ménages non familiaux .....	7,505	1.7	2,115	2,880	2,835	2,500	4,445	6,235	1,405
Owner - Propriétaires .....	4,505	1.8	945	1,720	2,170	1,815	2,735	3,775	905
Tenant - Locataires .....	3,000	1.6	1,170	1,160	665	685	1,710	2,460	500
<b>Halifax</b>									
All households - Tous ménages .....	18,710	4.1	7,765	9,280	11,540	7,795	15,550	17,405	6,485
Owner - Propriétaires .....	8,785	4.4	4,125	5,505	6,315	5,195	8,100	8,320	3,925
Tenant - Locataires .....	9,925	3.9	3,640	3,775	5,225	2,600	7,450	9,085	2,560
One family households - Ménages unifamiliaux .....	14,590	4.1	6,120	7,440	9,645	6,260	12,200	13,680	5,430
Owner - Propriétaires .....	6,855	4.2	3,305	4,440	5,150	4,120	6,335	6,505	3,270
Tenant - Locataires .....	7,735	4.0	2,815	3,000	4,495	2,140	5,865	7,175	2,160
Multiple family households - Ménages multifamiliaux .....	1,970	7.1	595	860	1,425	805	1,775	1,895	645
Owner - Propriétaires .....	1,155	6.9	465	640	890	630	1,105	1,130	455
Tenant - Locataires .....	815	7.3	130	220	535	175	670	765	190
Non-family households - Ménages non familiaux .....	2,150	1.9	1,050	980	470	730	1,575	1,830	410
Owner - Propriétaires .....	775	2.3	355	425	275	445	660	685	200
Tenant - Locataires .....	1,375	1.7	695	555	195	285	915	1,145	210
<b>Sydney</b>									
All households - Tous ménages .....	6,325	4.8	1,470	2,725	5,295	2,785	4,855	6,100	2,125
Owner - Propriétaires .....	4,350	4.9	1,030	1,990	3,835	2,225	3,525	4,185	1,590
Tenant - Locataires .....	1,975	4.6	440	735	1,460	560	1,330	1,915	535
One family households - Ménages unifamiliaux .....	5,125	4.6	1,180	2,200	4,365	2,255	3,895	4,980	1,730
Owner - Propriétaires .....	3,485	4.7	805	1,565	3,120	1,775	2,780	3,390	1,240
Tenant - Locataires .....	1,640	4.4	375	635	1,245	480	1,115	1,590	490
Multiple family households - Ménages multifamiliaux .....	875	7.2	180	365	755	395	705	845	300
Owner - Propriétaires .....	640	7.3	150	310	575	345	555	610	265
Tenant - Locataires .....	235	7.0	--	--	180	--	150	235	--
Non-family households - Ménages non familiaux .....	325	2.2	110	160	175	135	255	275	--
Owner - Propriétaires .....	225	2.2	--	115	140	105	190	185	--
Tenant - Locataires .....	100	2.2	--	--	--	--	--	--	--
<b>NEW BRUNSWICK</b>									
All households - Tous ménages .....	114,010	4.4	18,260	29,710	74,375	29,940	52,495	100,975	35,880
Owner - Propriétaires .....	81,210	4.6	9,335	19,470	52,925	20,185	33,880	71,060	26,845
Tenant - Locataires .....	32,800	3.9	8,925	10,240	21,450	9,755	18,615	29,915	9,035
One family households - Ménages unifamiliaux .....	94,650	4.5	15,095	25,250	64,970	25,535	43,840	85,310	31,260
Owner - Propriétaires .....	66,770	4.7	7,750	16,360	45,500	17,005	27,965	59,500	23,055
Tenant - Locataires .....	27,880	4.0	7,345	8,890	19,470	8,530	15,875	25,810	8,205
Multiple family households - Ménages multifamiliaux .....	8,245	7.1	975	1,760	6,000	1,965	4,090	7,470	2,660
Owner - Propriétaires .....	6,660	7.1	645	1,410	4,870	1,555	3,125	6,040	2,215
Tenant - Locataires .....	1,585	7.0	330	350	1,130	410	965	1,430	445
Non-family households - Ménages non familiaux .....	11,115	1.6	2,190	2,700	3,405	2,440	4,565	8,195	1,960
Owner - Propriétaires .....	7,780	1.6	940	1,700	2,555	1,625	2,790	5,520	1,575
Tenant - Locataires .....	3,335	1.7	1,250	1,000	850	815	1,775	2,675	385

TABLE 99. Households by number of families per household and tenure showing household size, and specified household facilities and conveniences, for provinces, rural, urban, and cities of 30,000 population and over, 1951 - Continued

TABLEAU 99. Ménages selon le nombre de familles par ménage et le mode d'occupation, importance numérique du ménage et certaines commodités ménagères et de confort, provinces, régions rurales et urbaines, et cités de 30,000 et plus, 1951 - suite

Household composition and tenure Composition du ménage et mode d'occupation	Total	Average number of persons per household Moyenne de personnes par ménage	Households with: Ménages pourvus de:						
			Electric or gas range Cuisinière électrique ou à gaz	Mechanical refrigeration Réfrigération mécanique	Powered washing machine Lessiveuse mécanique	Electric vacuum cleaner Aspirateur électrique	Telephone Téléphone	Radio	Passenger automobile Automobile de tourisme
<b>NEW BRUNSWICK - Con.-fin</b>									
<b>Rural - Régions rurales</b>									
All households - Tous ménages .....	62,225	4.8	2,170	9,715	35,935	8,745	17,955	52,570	18,420
Owner - Propriétaires .....	54,710	4.8	1,575	8,305	31,675	7,675	15,755	46,245	16,380
Tenant - Locataires .....	7,515	4.3	595	1,410	4,260	1,070	2,200	6,325	2,040
One family households - Ménages unifamiliaux .....	51,630	4.9	1,920	8,355	31,405	7,635	15,035	44,580	15,810
Owner - Propriétaires .....	45,065	5.0	1,360	7,110	27,450	6,650	13,075	38,920	13,960
Tenant - Locataires .....	6,565	4.5	560	1,245	3,955	985	1,960	5,660	1,850
Multiple family households - Ménages multifamiliaux .....	4,995	7.3	105	730	3,260	695	1,760	4,425	1,600
Owner - Propriétaires .....	4,675	7.3	--	665	3,080	650	1,655	4,140	1,485
Tenant - Locataires .....	320	7.2	--	--	180	--	105	285	115
Non-family households - Ménages non familiaux .....	5,600	1.5	145	630	1,270	415	1,160	3,565	1,010
Owner - Propriétaires .....	4,970	1.5	120	530	1,145	375	1,025	3,185	935
Tenant - Locataires .....	630	1.5	--	100	125	--	135	380	--
<b>Urban - Régions urbaines</b>									
All households - Tous ménages .....	51,785	4.0	16,090	19,995	38,440	21,195	34,540	48,405	17,460
Owner - Propriétaires .....	26,500	4.2	7,760	11,165	21,250	12,510	18,125	24,815	10,465
Tenant - Locataires .....	25,285	3.8	8,330	8,830	17,190	8,685	16,415	23,590	6,995
One family households - Ménages unifamiliaux .....	43,020	4.1	13,175	16,895	33,565	17,900	28,805	40,730	15,450
Owner - Propriétaires .....	21,705	4.3	6,390	9,250	18,050	10,355	14,890	20,580	9,095
Tenant - Locataires .....	21,315	3.9	6,785	7,645	15,515	7,545	13,915	20,150	6,355
Multiple family households - Ménages multifamiliaux .....	3,250	6.8	870	1,030	2,740	1,270	2,330	3,045	1,060
Owner - Propriétaires .....	1,985	6.7	550	745	1,790	905	1,470	1,900	730
Tenant - Locataires .....	1,265	6.9	320	285	950	365	860	1,145	330
Non-family households - Ménages non familiaux .....	5,515	1.7	2,045	2,070	2,135	2,025	3,405	4,630	950
Owner - Propriétaires .....	2,810	1.8	820	1,170	1,410	1,250	1,765	2,335	640
Tenant - Locataires .....	2,705	1.7	1,225	900	725	775	1,640	2,295	310
<b>Saint John</b>									
All households - Tous ménages .....	13,180	3.8	3,415	4,225	8,040	5,065	9,050	12,280	3,755
Owner - Propriétaires .....	2,910	3.7	1,045	1,350	1,975	1,765	2,410	2,785	1,360
Tenant - Locataires .....	10,270	3.8	2,370	2,875	6,065	3,300	6,640	9,495	2,395
One family households - Ménages unifamiliaux .....	10,520	3.9	2,590	3,430	7,055	4,110	7,280	9,980	3,290
Owner - Propriétaires .....	2,170	3.9	805	1,075	1,625	1,380	1,840	2,110	1,140
Tenant - Locataires .....	8,350	3.9	1,785	2,355	5,430	2,730	5,440	7,870	2,150
Multiple family households - Ménages multifamiliaux .....	755	6.6	--	180	525	255	540	665	235
Owner - Propriétaires .....	195	6.4	--	--	165	100	170	185	--
Tenant - Locataires .....	560	6.7	--	110	360	155	370	480	140
Non-family households - Ménages non familiaux .....	1,905	1.8	730	615	460	700	1,230	1,635	230
Owner - Propriétaires .....	545	2.0	190	205	185	285	400	490	125
Tenant - Locataires .....	1,360	1.8	540	410	275	415	830	1,145	105
<b>QUÉBEC</b>									
All households - Tous ménages .....	858,785	4.6	385,330	401,020	645,075	283,335	499,565	802,540	231,940
Owner - Propriétaires .....	416,960	5.1	114,150	172,685	330,770	129,165	214,595	381,985	135,975
Tenant - Locataires .....	441,825	4.1	271,180	228,335	314,305	154,170	284,970	420,555	95,965
One family households - Ménages unifamiliaux .....	729,945	4.6	318,715	343,945	572,720	245,300	423,320	687,515	207,610
Owner - Propriétaires .....	357,870	5.2	98,110	150,760	292,265	112,595	185,825	331,280	121,250
Tenant - Locataires .....	372,075	4.1	220,605	193,185	280,455	132,705	237,495	356,235	86,360
Multiple family households - Ménages multifamiliaux .....	59,605	7.0	28,055	25,955	47,930	18,685	38,365	56,395	15,305
Owner - Propriétaires .....	31,170	7.2	8,735	12,755	26,095	9,655	17,055	29,155	9,870
Tenant - Locataires .....	28,435	6.6	19,320	13,200	21,835	9,030	21,310	27,240	5,435
Non-family households - Ménages non familiaux .....	69,235	1.7	38,560	31,120	24,425	19,350	37,880	58,630	9,025
Owner - Propriétaires .....	27,920	1.7	7,305	9,170	12,410	6,915	11,715	21,550	4,855
Tenant - Locataires .....	41,315	1.8	31,255	21,950	12,015	12,435	26,165	37,080	4,170

**TABLE 99. households by number of families per household and tenure showing household size, and specified household facilities and conveniences, for provinces, rural, urban, and cities of 30,000 population and over, 1951 - Continued**

**TABLEAU 99. Ménages selon le nombre de familles par ménage et le mode d'occupation, importance numérique du ménage et certaines commodités ménagères et de confort, provinces, régions rurales et urbaines, et cités de 30,000 et plus, 1951 - suite**

Household composition and tenure Composition du ménage et mode d'occupation	Total	Average number of persons per household Moyenne de personnes par ménage	Households with: Ménages pourvus de:						
			Electric or gas range Cuisinière électrique ou à gaz	Mechanical refrigeration Réfrigération mécanique	Powered washing machine Lessiveuse mécanique	Electric vacuum cleaner Aspirateur électrique	Telephone Téléphone	Radio	Passenger automobile Automobile de tourisme
<b>QUEBEC - Con. - suite</b>									
<b>Rural - Régions rurales</b>									
All households - Tous ménages .....	255,385	5.3	17,090	57,725	183,390	31,725	80,120	221,990	70,820
Owner - Propriétaires .....	215,435	5.4	12,285	46,725	155,580	26,330	69,705	187,485	61,365
Tenant - Locataires .....	39,950	4.2	4,805	11,000	27,810	5,395	10,415	34,505	9,455
One family households - Ménages unifamiliaux .....	219,690	5.4	15,085	50,925	163,875	27,775	70,050	194,170	62,900
Owner - Propriétaires .....	184,650	5.6	10,790	40,995	138,050	22,970	60,965	163,295	54,250
Tenant - Locataires .....	35,040	4.4	4,295	9,930	25,825	4,805	9,085	30,875	8,650
Multiple family households - Ménages multifamiliaux .....	16,800	7.6	760	3,535	12,925	2,165	5,775	15,090	4,930
Owner - Propriétaires .....	15,705	7.6	655	3,245	12,125	2,000	5,410	14,190	4,650
Tenant - Locataires .....	1,095	7.1	105	290	800	165	365	900	280
Non-family households - Ménages non familiaux .....	18,895	1.5	1,245	3,265	6,590	1,785	4,295	12,730	2,990
Owner - Propriétaires .....	15,080	1.5	840	2,485	5,405	1,360	3,330	10,000	2,465
Tenant - Locataires .....	3,815	1.5	405	780	1,185	425	965	2,730	525
<b>Urban - Régions urbaines</b>									
All households - Tous ménages .....	603,400	4.3	368,240	343,295	461,685	251,610	419,445	580,550	161,120
Owner - Propriétaires .....	201,525	4.7	101,865	125,960	175,190	102,835	144,890	194,500	74,610
Tenant - Locataires .....	401,875	4.0	266,375	217,335	286,495	148,775	274,555	386,050	86,510
One family households - Ménages unifamiliaux .....	510,255	4.3	303,630	293,020	408,845	217,525	353,270	493,345	144,710
Owner - Propriétaires .....	173,220	4.7	87,320	109,765	154,215	89,625	124,860	167,985	67,000
Tenant - Locataires .....	337,035	4.1	216,310	183,255	254,630	127,900	228,410	325,360	77,710
Multiple family households - Ménages multifamiliaux .....	42,805	6.7	27,295	22,420	35,005	16,520	32,590	41,305	10,375
Owner - Propriétaires .....	15,465	6.9	8,080	9,510	13,970	7,655	11,645	14,965	5,220
Tenant - Locataires .....	27,340	6.6	19,215	12,910	21,035	8,865	20,945	26,340	5,155
Non-family households - Ménages non familiaux .....	50,340	1.8	37,315	27,855	17,835	17,565	33,585	45,900	6,035
Owner - Propriétaires .....	12,840	2.0	6,465	6,685	7,005	5,555	8,385	11,550	2,390
Tenant - Locataires .....	37,500	1.8	30,850	21,170	10,830	12,010	25,200	34,350	3,645
<b>Hull</b>									
All households - Tous ménages .....	9,325	4.6	5,080	4,305	7,960	2,315	5,910	8,870	2,570
Owner - Propriétaires .....	4,175	4.9	2,155	2,145	3,715	1,345	3,050	3,985	1,445
Tenant - Locataires .....	5,150	4.3	2,925	2,160	4,245	970	2,860	4,885	1,125
One family households - Ménages unifamiliaux .....	7,940	4.4	4,400	3,765	6,910	2,045	4,980	7,635	2,265
Owner - Propriétaires .....	3,420	4.7	1,830	1,840	3,155	1,160	2,505	3,310	1,220
Tenant - Locataires .....	4,520	4.2	2,570	1,925	3,755	885	2,475	4,325	1,045
Multiple family households - Ménages multifamiliaux .....	935	7.3	430	350	870	185	675	880	225
Owner - Propriétaires .....	535	7.5	240	235	495	145	415	500	175
Tenant - Locataires .....	400	7.2	190	115	375	--	260	380	--
Non-family households - Ménages non familiaux .....	450	1.8	250	190	180	--	255	355	--
Owner - Propriétaires .....	220	1.8	--	--	--	--	130	175	--
Tenant - Locataires .....	230	1.7	165	120	115	--	125	180	--
<b>Montréal</b>									
All households - Tous ménages .....	247,485	4.0	216,440	151,370	164,425	107,990	190,940	238,060	60,020
Owner - Propriétaires .....	43,215	4.2	38,090	33,560	34,875	28,305	37,575	41,950	17,540
Tenant - Locataires .....	204,270	3.9	178,350	117,810	129,550	79,685	153,365	196,110	42,480
One family households - Ménages unifamiliaux .....	196,490	4.0	171,375	122,725	139,145	89,195	152,375	190,065	51,970
Owner - Propriétaires .....	35,170	4.1	31,000	28,090	29,260	23,610	30,675	34,305	15,140
Tenant - Locataires .....	161,320	3.9	140,375	94,635	109,885	65,585	121,700	155,760	36,830
Multiple family households - Ménages multifamiliaux .....	22,610	6.7	19,095	11,680	17,040	8,540	18,275	21,795	5,020
Owner - Propriétaires .....	4,495	6.5	4,000	3,215	3,795	2,710	3,970	4,340	1,665
Tenant - Locataires .....	18,115	6.7	15,095	8,465	13,245	5,830	14,305	17,455	3,355
Non-family households - Ménages non familiaux .....	28,385	1.9	25,970	16,965	8,240	10,255	20,290	26,200	3,030
Owner - Propriétaires .....	3,550	2.1	3,090	2,255	1,820	1,985	2,930	3,305	735
Tenant - Locataires .....	24,835	1.8	22,880	14,710	6,420	8,270	17,360	22,895	2,295

TABLE 99. Households by number of families per household and tenure showing household size, and specified household facilities and conveniences, for provinces, rural, urban, and cities of 30,000 population and over, 1951 - Continued

TABLEAU 99. Ménages selon le nombre de familles par ménage et le mode d'occupation, importance numérique du ménage et certaines commodités ménagères et de confort, provinces, régions rurales et urbaines, et cités de 30,000 et plus, 1951 - suite

Household composition and tenure Composition du ménage et mode d'occupation	Total	Average number of persons per household Moyenne de personnes par ménage	Households with: Ménages pourvus de:						
			Electric or gas range Cuisinière électrique ou à gaz	Mechanical refrigeration Réfrigération mécanique	Powered washing machine Lessiveuse mécanique	Electric vacuum cleaner Aspirateur électrique	Telephone Téléphone	Radio	Passenger automobile Automobile de tourisme
<b>QUÉBEC - Con. - suite</b>									
<b>Outremont</b>									
All households - Tous ménages .....	7,420	3.9	7,355	6,605	4,305	5,610	7,145	7,290	3,260
Owner - Propriétaires .....	2,375	4.4	2,360	2,255	1,835	2,115	2,325	2,335	1,635
Tenant - Locataires .....	5,045	3.7	4,995	4,350	2,470	3,495	4,820	4,955	1,625
One family households - Ménages unifamiliaux .....	6,095	4.0	6,050	5,465	3,670	4,715	5,900	6,010	2,860
Owner - Propriétaires .....	2,030	4.5	2,025	1,950	1,580	1,855	1,985	2,005	1,465
Tenant - Locataires .....	4,065	3.7	4,025	3,515	2,090	2,860	3,915	4,005	1,395
Multiple family households - Ménages multifamiliaux	625	5.9	610	540	420	415	590	615	285
Owner - Propriétaires .....	155	5.9	150	155	140	135	150	150	130
Tenant - Locataires .....	470	5.9	460	385	280	280	440	465	155
Non-family households - Ménages non familiaux .....	700	1.9	695	600	215	480	655	665	115
Owner - Propriétaires .....	190	1.8	185	150	115	125	190	180	--
Tenant - Locataires .....	510	1.9	510	450	100	355	465	485	--
<b>Québec</b>									
All households - Tous ménages .....	34,970	4.4	18,875	19,400	24,860	13,035	27,370	34,135	8,015
Owner - Propriétaires .....	8,540	5.1	5,095	5,860	6,835	4,530	7,445	8,365	3,190
Tenant - Locataires .....	26,430	4.2	13,780	13,540	18,025	8,505	19,925	25,770	4,825
One family households - Ménages unifamiliaux .....	29,565	4.6	15,515	16,570	22,335	11,385	23,185	28,970	7,280
Owner - Propriétaires .....	7,140	5.3	4,285	4,965	5,975	3,880	6,300	7,040	2,840
Tenant - Locataires .....	22,425	4.4	11,230	11,605	16,360	7,505	16,885	21,930	4,440
Multiple family households - Ménages multifamiliaux	1,800	6.9	870	965	1,445	585	1,540	1,735	335
Owner - Propriétaires .....	580	7.2	355	425	520	285	525	565	190
Tenant - Locataires .....	1,220	6.8	515	540	925	300	1,015	1,170	145
Non-family households - Ménages non familiaux .....	3,605	1.9	2,490	1,865	1,080	1,065	2,645	3,430	400
Owner - Propriétaires .....	820	2.3	455	470	340	365	620	760	160
Tenant - Locataires .....	2,785	1.8	2,035	1,395	740	700	2,025	2,670	240
<b>Sherbrooke</b>									
All households - Tous ménages .....	11,545	4.1	6,815	6,955	9,725	5,470	8,945	10,980	3,740
Owner - Propriétaires .....	3,785	4.7	2,320	2,655	3,460	2,340	3,260	3,600	1,765
Tenant - Locataires .....	7,760	3.9	4,495	4,300	6,265	3,130	5,685	7,380	1,975
One family households - Ménages unifamiliaux .....	10,110	4.3	5,940	6,220	8,925	4,965	7,865	9,725	3,490
Owner - Propriétaires .....	3,310	4.8	2,055	2,380	3,105	2,105	2,855	3,170	1,635
Tenant - Locataires .....	6,800	4.0	3,885	3,840	5,820	2,860	5,010	6,555	1,855
Multiple family households - Ménages multifamiliaux	460	6.6	220	220	445	215	390	450	125
Owner - Propriétaires .....	200	6.8	115	125	190	100	160	190	--
Tenant - Locataires .....	260	6.4	105	--	255	115	230	260	--
Non-family households - Ménages non familiaux .....	975	1.7	655	515	355	290	690	805	125
Owner - Propriétaires .....	275	1.8	150	150	165	135	245	240	--
Tenant - Locataires .....	700	1.6	505	365	190	155	445	565	--
<b>Trois-Rivières</b>									
All households - Tous ménages .....	9,530	4.6	3,650	4,600	8,330	4,335	7,075	9,295	2,205
Owner - Propriétaires .....	2,670	5.1	1,260	1,635	2,445	1,610	2,185	2,635	915
Tenant - Locataires .....	6,860	4.3	2,390	2,965	5,885	2,725	4,890	6,660	1,290
One family households - Ménages unifamiliaux .....	8,415	4.6	3,145	3,995	7,550	3,845	6,215	8,230	2,025
Owner - Propriétaires .....	2,325	5.1	1,110	1,420	2,165	1,425	1,900	2,300	835
Tenant - Locataires .....	6,090	4.5	2,035	2,575	5,385	2,420	4,315	5,930	1,190
Multiple family households - Ménages multifamiliaux	515	6.5	140	270	485	260	440	510	135
Owner - Propriétaires .....	220	6.9	100	145	210	140	200	220	--
Tenant - Locataires .....	295	6.2	--	125	275	120	240	290	--
Non-family households - Ménages non familiaux .....	600	1.7	365	335	295	230	420	555	--
Owner - Propriétaires .....	125	2.0	--	--	--	--	--	115	--
Tenant - Locataires .....	475	1.6	315	265	225	185	335	440	--

TABLE 99. Households by number of families per household and tenure showing household size, and specified household facilities and conveniences, for provinces, rural, urban, and cities of 30,000 population and over, 1951 - Continued

TABLEAU 99. Ménages selon le nombre de familles par ménage et le mode d'occupation, importance numérique du ménage et certaines commodités ménagères et de confort, provinces, régions rurales et urbaines, et cités de 30,000 et plus, 1951 - suite

Household composition and tenure Composition du ménage et mode d'occupation	Total	Average number of persons per household Moyenne de personnes par ménage	Households with: Ménages pourvus de:						
			Electric or gas range Cuisinière électrique ou à gaz	Mechanical refrigeration Réfrigération mécanique	Powered washing machine Lessiveuse mécanique	Electric vacuum cleaner Aspirateur électrique	Telephone Téléphone	Radio	Passenger automobile Automobile de tourisme
<b>QUÉBEC - Con. - fin</b>									
<b>Verdun</b>									
All households - Tous ménages .....	19,805	3.8	18,085	11,865	14,910	11,310	17,035	19,320	5,325
Owner - Propriétaires .....	3,130	3.7	2,860	2,420	2,645	2,315	2,860	3,080	1,215
Tenant - Locataires .....	16,675	3.8	15,225	9,445	12,265	8,995	14,175	16,240	4,110
One family households - Ménages unifamiliaux .....	17,345	3.7	15,885	10,470	13,280	10,130	15,025	16,965	4,800
Owner - Propriétaires .....	2,650	3.7	2,435	2,095	2,250	1,990	2,445	2,615	1,060
Tenant - Locataires .....	14,695	3.8	13,450	8,375	11,030	8,140	12,580	14,350	3,740
Multiple family households - Ménages multifamiliaux .....	1,320	6.0	1,170	810	1,095	675	1,155	1,285	415
Owner - Propriétaires .....	250	5.6	220	205	225	190	215	250	120
Tenant - Locataires .....	1,070	6.1	950	605	870	485	940	1,035	295
Non-family households - Ménages non familiaux .....	1,140	1.8	1,030	585	535	505	855	1,070	110
Owner - Propriétaires .....	230	1.9	205	120	170	135	200	215	--
Tenant - Locataires .....	910	1.8	825	465	365	370	655	855	--
<b>ONTARIO</b>									
All households - Tous ménages .....	1,181,123	3.8	879,660	728,670	927,390	648,033	864,580	1,098,480	640,133
Owner - Propriétaires .....	821,335	3.9	596,805	522,980	685,260	487,880	626,785	765,180	480,775
Tenant - Locataires .....	359,790	3.6	282,855	205,690	242,130	160,155	237,795	333,300	159,360
One family households - Ménages unifamiliaux .....	946,115	3.8	707,770	596,745	781,185	534,115	696,970	889,795	552,525
Owner - Propriétaires .....	656,935	3.8	481,280	429,915	570,665	401,440	506,735	619,185	412,150
Tenant - Locataires .....	289,180	3.7	226,490	166,830	210,520	132,675	190,235	270,610	140,375
Multiple family households - Ménages multifamiliaux .....	101,455	6.7	85,540	64,100	87,985	59,295	84,340	96,440	52,840
Owner - Propriétaires .....	78,660	6.6	66,275	52,985	69,480	49,200	66,765	74,885	43,135
Tenant - Locataires .....	22,795	7.0	19,265	11,115	18,505	10,095	17,575	21,555	9,705
Non-family households - Ménages non familiaux .....	133,555	1.7	86,350	67,825	58,220	54,625	83,270	112,245	34,770
Owner - Propriétaires .....	85,740	1.7	49,250	40,080	45,115	37,240	53,285	71,110	25,490
Tenant - Locataires .....	47,815	1.6	37,100	27,745	13,105	17,385	29,985	41,135	9,280
<b>Rural - Régions rurales</b>									
All households - Tous ménages .....	340,870	3.8	140,140	152,375	247,465	124,915	198,930	300,730	214,130
Owner - Propriétaires .....	272,800	3.8	110,715	126,565	202,830	105,980	171,265	242,580	177,080
Tenant - Locataires .....	68,070	3.8	29,425	25,810	44,635	18,935	27,665	58,150	37,050
One family households - Ménages unifamiliaux .....	282,190	4.0	122,525	133,500	219,815	109,930	170,735	255,220	188,930
Owner - Propriétaires .....	223,750	4.0	95,750	109,765	178,285	92,470	146,075	203,885	154,870
Tenant - Locataires .....	58,440	4.1	26,775	23,735	41,530	17,460	24,660	51,335	34,060
Multiple family households - Ménages multifamiliaux .....	16,225	6.4	6,995	8,260	13,330	7,165	11,220	14,930	11,780
Owner - Propriétaires .....	14,135	6.4	6,140	7,560	11,835	6,570	10,190	13,085	10,485
Tenant - Locataires .....	2,090	6.7	855	700	1,495	615	1,030	1,845	1,295
Non-family households - Ménages non familiaux .....	42,455	1.4	10,620	10,615	14,320	7,800	16,975	30,580	13,420
Owner - Propriétaires .....	34,915	1.5	8,825	9,240	12,710	6,940	15,000	25,610	11,725
Tenant - Locataires .....	7,540	1.4	1,795	1,375	1,610	860	1,975	4,970	1,695
<b>Urban - Régions urbaines</b>									
All households - Tous ménages .....	840,255	3.8	739,520	576,295	679,925	523,120	665,650	797,750	426,005
Owner - Propriétaires .....	548,535	3.9	486,090	396,415	482,430	381,900	455,520	522,600	303,695
Tenant - Locataires .....	291,720	3.6	253,430	179,880	197,495	141,220	210,130	275,150	122,310
One family households - Ménages unifamiliaux .....	663,925	3.7	585,245	463,245	561,370	424,185	526,235	634,575	363,595
Owner - Propriétaires .....	433,185	3.8	385,530	320,150	392,380	308,970	360,660	415,300	257,280
Tenant - Locataires .....	230,740	3.6	199,715	143,095	168,990	115,215	165,575	219,275	106,315
Multiple family households - Ménages multifamiliaux .....	85,230	6.7	78,545	55,840	74,655	52,110	73,120	81,510	41,060
Owner - Propriétaires .....	64,525	6.6	60,135	45,425	57,645	42,630	56,575	61,800	32,650
Tenant - Locataires .....	20,705	7.0	18,410	10,415	17,010	9,480	16,545	19,710	8,410
Non-family households - Ménages non familiaux .....	91,100	1.7	75,730	57,210	43,900	46,825	66,295	81,665	21,350
Owner - Propriétaires .....	50,825	1.9	40,425	30,840	32,405	30,300	38,285	45,500	13,765
Tenant - Locataires .....	40,275	1.6	35,305	26,370	11,495	16,525	28,010	36,165	7,585



**TABLE 99. Households by number of families per household and tenure showing household size, and specified household facilities and conveniences, for provinces, rural, urban, and cities of 30,000 population and over, 1951 - Continued**

**TABLEAU 99. Ménages selon le nombre de familles par ménage et le mode d'occupation, importance numérique du ménage et certaines commodités ménagères et de confort, provinces, régions rurales et urbaines, et cites de 30,000 et plus, 1951 - suite**

Household composition and tenure Composition du ménage et mode d'occupation	Total	Average number of persons per household Moyenne de personnes par ménage	Households with: Ménages pourvus de:							Passenger automobile Automobile de tourisme
			Electric or gas range Cuisinière électrique ou à gaz	Mechanical refrigeration Réfrigération mécanique	Powered washing machine Lessiveuse mécanique	Electric vacuum cleaner Aspirateur électrique	Telephone Téléphone	Radio		
<b>ONTARIO - Con. - suite</b>										
<b>Brantford</b>										
All households - Tous ménages.....	10,375	3.5	10,000	6,365	8,910	7,015	8,290	9,760	4,640	
Owner - Propriétaires.....	6,410	3.6	6,240	4,315	5,865	4,870	5,455	6,045	3,075	
Tenant - Locataires.....	3,965	3.3	3,760	2,050	3,045	2,145	2,835	3,715	1,565	
One family households - Ménages unifamiliaux.....	8,405	3.6	8,145	5,220	7,535	5,805	6,825	8,015	4,070	
Owner - Propriétaires.....	5,045	3.6	4,930	3,465	4,770	3,905	4,345	4,815	2,610	
Tenant - Locataires.....	3,360	3.5	3,215	1,755	2,765	1,900	2,480	3,200	1,460	
Multiple family households - Ménages multifamiliaux	625	6.2	600	360	570	465	530	610	260	
Owner - Propriétaires.....	480	6.3	460	295	445	360	420	465	205	
Tenant - Locataires.....	145	6.2	140	--	125	105	110	145	--	
Non-family households - Ménages non familiaux.....	1,345	1.6	1,255	785	805	745	935	1,135	310	
Owner - Propriétaires.....	885	1.7	850	555	650	605	690	765	260	
Tenant - Locataires.....	460	1.5	405	230	155	140	245	370	--	
<b>Fort William</b>										
All households - Tous ménages.....	9,300	3.7	6,935	5,055	8,150	5,700	7,300	8,750	3,865	
Owner - Propriétaires.....	6,675	3.8	4,970	3,665	6,175	4,350	5,375	6,305	2,845	
Tenant - Locataires.....	2,625	3.4	1,965	1,390	1,975	1,350	1,925	2,445	1,020	
One family households - Ménages unifamiliaux.....	8,040	3.7	6,110	4,465	7,270	5,090	6,375	7,620	3,515	
Owner - Propriétaires.....	5,805	3.8	4,420	3,260	5,470	3,900	4,735	5,530	2,565	
Tenant - Locataires.....	2,235	3.5	1,690	1,205	1,800	1,190	1,640	2,090	950	
Multiple family households - Ménages multifamiliaux	510	6.0	390	275	485	325	430	485	175	
Owner - Propriétaires.....	430	5.8	325	240	415	280	365	410	150	
Tenant - Locataires.....	--	--	--	--	--	--	--	--	--	
Non-family households - Ménages non familiaux.....	750	1.5	435	315	395	285	495	645	175	
Owner - Propriétaires.....	440	1.5	225	165	290	170	275	365	130	
Tenant - Locataires.....	310	1.5	210	150	105	115	220	280	--	
<b>Hamilton</b>										
All households - Tous ménages.....	55,340	3.7	54,120	41,490	41,915	34,440	44,050	52,650	27,545	
Owner - Propriétaires.....	36,090	3.9	35,375	28,970	30,905	25,555	30,465	34,490	19,565	
Tenant - Locataires.....	19,250	3.3	18,745	12,520	11,010	8,885	13,585	18,160	7,980	
One family households - Ménages unifamiliaux.....	44,045	3.6	43,070	33,290	34,890	27,855	35,150	42,135	23,795	
Owner - Propriétaires.....	28,895	3.7	28,325	23,455	25,460	20,670	24,450	27,725	16,830	
Tenant - Locataires.....	15,150	3.4	14,745	9,835	9,430	7,185	10,700	14,410	6,965	
Multiple family households - Ménages multifamiliaux	5,310	6.4	5,230	3,940	4,585	3,220	4,520	5,040	2,490	
Owner - Propriétaires.....	4,090	6.4	4,035	3,260	3,640	2,725	3,585	3,875	2,005	
Tenant - Locataires.....	1,220	6.3	1,195	680	945	495	935	1,165	485	
Non-family households - Ménages non familiaux.....	5,985	1.8	5,820	4,260	2,440	3,365	4,380	5,475	1,260	
Owner - Propriétaires.....	3,105	2.0	3,015	2,255	1,805	2,160	2,430	2,890	730	
Tenant - Locataires.....	2,880	1.6	2,805	2,005	635	1,205	1,950	2,585	530	
<b>Kingston</b>										
All households - Tous ménages.....	8,710	3.7	7,720	6,920	6,665	4,990	7,165	8,285	4,300	
Owner - Propriétaires.....	4,115	3.9	3,740	3,475	3,480	2,900	3,680	3,920	2,255	
Tenant - Locataires.....	4,595	3.6	3,980	3,445	3,185	2,090	3,485	4,365	2,045	
One family households - Ménages unifamiliaux.....	6,705	3.7	6,060	5,405	5,355	3,915	5,485	6,355	3,580	
Owner - Propriétaires.....	3,085	3.8	2,845	2,660	2,730	2,240	2,785	2,935	1,860	
Tenant - Locataires.....	3,620	3.5	3,215	2,745	2,625	1,675	2,700	3,420	1,720	
Multiple family households - Ménages multifamiliaux	870	6.7	715	675	780	485	745	830	445	
Owner - Propriétaires.....	475	6.3	420	400	410	295	420	445	240	
Tenant - Locataires.....	395	7.1	295	275	370	190	325	385	205	
Non-family households - Ménages non familiaux.....	1,135	1.7	945	840	530	590	935	1,100	275	
Owner - Propriétaires.....	555	1.9	475	415	340	365	475	540	155	
Tenant - Locataires.....	580	1.6	470	425	190	225	460	560	120	

TABLE 99. Households by number of families per household and tenure showing household size, and specified household facilities and conveniences, for provinces, rural, urban, and cities of 30,000 population and over, 1951 - Continued

TABLEAU 99. Ménages selon le nombre de familles par ménage et le mode d'occupation, importance numérique du ménage et certaines commodités ménagères et de confort, provinces, régions rurales et urbaines, et cités de 30,000 et plus, 1951 - suite

Household composition and tenure Composition du ménage et mode d'occupation	Total	Average number of persons per household Moyenne de personnes par ménage	Households with: Ménages pourvus de:						
			Electric or gas range Cuisinière électrique ou à gaz	Mechanical refrigeration Réfrigération mécanique	Powered washing machine Lessiveuse mécanique	Electric vacuum cleaner Aspirateur électrique	Telephone Téléphone	Radio	Passenger automobile Automobile de tourisme
<b>ONTARIO - Con. - suite</b>									
<b>Kitchener</b>									
All households - Tous ménages .....	11,570	3.8	11,390	8,095	9,960	8,355	8,845	11,175	6,025
Owner - Propriétaires .....	7,500	4.1	7,420	5,650	7,120	6,190	6,330	7,310	4,360
Tenant - Locataires .....	4,070	3.3	3,970	2,445	2,840	2,165	2,515	3,865	1,665
One-family households - Ménages unifamiliaux .....	9,020	3.7	8,900	6,455	8,070	6,725	6,975	8,785	5,040
Owner - Propriétaires .....	5,825	3.9	5,770	4,505	5,630	4,955	4,975	5,710	3,585
Tenant - Locataires .....	3,195	3.4	3,130	1,950	2,440	1,770	2,000	3,075	1,455
Multiple family households - Ménages multifamiliaux .....	1,320	6.5	1,310	830	1,245	955	1,020	1,280	705
Owner - Propriétaires .....	1,080	6.4	1,075	740	1,035	820	880	1,050	605
Tenant - Locataires .....	240	6.8	235	--	210	135	140	230	100
Non-family households - Ménages non familiaux .....	1,230	1.8	1,180	810	645	675	850	1,110	280
Owner - Propriétaires .....	595	2.1	575	405	455	415	475	550	170
Tenant - Locataires .....	635	1.5	605	405	190	260	375	560	110
<b>London</b>									
All households - Tous ménages .....	26,385	3.5	25,960	18,460	20,565	17,420	20,770	25,380	13,615
Owner - Propriétaires .....	15,895	3.7	15,730	11,815	14,010	12,260	13,745	15,340	9,075
Tenant - Locataires .....	10,490	3.3	10,230	6,645	6,555	5,160	7,025	10,040	4,540
One family households - Ménages unifamiliaux .....	20,605	3.5	20,395	14,785	17,030	14,160	16,345	19,985	11,645
Owner - Propriétaires .....	12,650	3.6	12,580	9,695	11,500	10,045	11,010	12,295	7,780
Tenant - Locataires .....	7,955	3.4	7,815	5,090	5,530	4,115	5,335	7,690	3,865
Multiple family households - Ménages multifamiliaux .....	1,920	6.8	1,900	1,220	1,800	1,290	1,625	1,855	1,105
Owner - Propriétaires .....	1,335	6.6	1,325	935	1,280	980	1,175	1,290	785
Tenant - Locataires .....	585	7.2	575	285	520	310	450	565	320
Non-family households - Ménages non familiaux .....	3,860	1.9	3,665	2,455	1,735	1,970	2,800	3,540	865
Owner - Propriétaires .....	1,910	2.0	1,825	1,185	1,230	1,235	1,560	1,755	510
Tenant - Locataires .....	1,950	1.8	1,840	1,270	505	735	1,240	1,785	355
<b>Oshawa</b>									
All households - Tous ménages .....	11,225	3.7	9,405	7,475	9,615	7,045	9,265	10,705	6,440
Owner - Propriétaires .....	8,245	3.8	6,890	5,720	7,480	5,610	7,060	7,910	4,935
Tenant - Locataires .....	2,980	3.4	2,515	1,755	2,135	1,435	2,205	2,795	1,505
One family households - Ménages unifamiliaux .....	9,575	3.7	8,130	6,510	8,385	6,155	7,955	9,175	5,780
Owner - Propriétaires .....	7,050	3.8	6,000	5,040	6,530	4,955	6,090	6,805	4,440
Tenant - Locataires .....	2,525	3.5	2,130	1,470	1,855	1,200	1,865	2,370	1,340
Multiple family households - Ménages multifamiliaux .....	760	6.3	630	475	690	440	635	740	425
Owner - Propriétaires .....	625	6.1	500	395	560	360	515	615	345
Tenant - Locataires .....	135	7.0	130	--	130	--	120	125	--
Non-family households - Ménages non familiaux .....	890	1.8	645	490	540	450	675	790	235
Owner - Propriétaires .....	570	1.8	390	285	390	295	455	490	150
Tenant - Locataires .....	320	1.8	255	205	150	155	220	300	--
<b>Ottawa</b>									
All households - Tous ménages .....	48,965	3.9	44,225	36,650	36,570	29,100	42,680	46,570	23,565
Owner - Propriétaires .....	21,260	4.1	19,720	17,025	18,135	15,370	19,555	20,150	12,515
Tenant - Locataires .....	27,705	3.8	24,505	19,625	18,435	13,730	23,125	26,420	11,050
One family households - Ménages unifamiliaux .....	38,170	3.9	34,540	28,765	30,255	23,305	33,080	36,355	19,885
Owner - Propriétaires .....	16,950	4.0	15,805	13,755	14,845	12,545	15,580	16,085	10,610
Tenant - Locataires .....	21,220	3.8	18,735	15,010	15,410	10,760	17,500	20,270	9,275
Multiple family households - Ménages multifamiliaux .....	4,645	7.0	4,035	3,005	4,135	2,450	4,240	4,495	2,210
Owner - Propriétaires .....	2,280	6.7	2,080	1,725	2,090	1,445	2,140	2,185	1,250
Tenant - Locataires .....	2,365	7.2	1,955	1,280	2,045	1,005	2,100	2,310	960
Non-family households - Ménages non familiaux .....	6,150	1.9	5,650	4,880	2,180	3,345	5,360	5,720	1,470
Owner - Propriétaires .....	2,030	2.1	1,835	1,545	1,200	1,380	1,835	1,880	655
Tenant - Locataires .....	4,120	1.8	3,815	3,335	980	1,965	3,525	3,840	815

TABLE 99. Households by number of families per household and tenure showing household size, and specified household facilities and conveniences, for provinces, rural, urban, and cities of 30,000 population and over, 1951 - Continued

TABLEAU 99. Ménages selon le nombre de familles par ménage et le mode d'occupation, importance numérique du ménage et certaines commodités ménagères et de confort, provinces, régions rurales et urbaines, et cités de 30,000 et plus, 1951 - suite

Household composition and tenure Composition du ménage et mode d'occupation	Total	Average number of persons per household Moyenne de personnes par ménage	Households with: Ménages pourvus de:						
			Electric or gas range Cuisinière électrique ou à gaz	Mechanical refrigeration Réfrigération mécanique	Powered washing machine Lessiveuse mécanique	Electric vacuum cleaner Aspirateur électrique	Telephone Téléphone	Radio	Passenger automobile Automobile de tourisme
<b>ONTARIO—Con.—suite</b>									
<b>Peterborough</b>									
All households — Tous ménages .....	10,020	3.8	8,225	7,175	8,630	6,360	8,225	9,515	5,000
Owner — Propriétaires .....	6,370	3.9	5,310	4,800	5,775	4,585	5,615	6,100	3,520
Tenant — Locataires .....	3,650	3.6	2,915	2,375	2,855	1,775	2,610	3,415	1,480
One family households — Ménages unifamiliaux .....	8,220	3.8	6,830	6,035	7,405	5,340	6,770	7,900	4,450
Owner — Propriétaires .....	5,230	3.8	4,440	4,055	4,890	3,845	4,625	5,070	3,105
Tenant — Locataires .....	2,990	3.6	2,390	1,980	2,515	1,495	2,145	2,830	1,345
Multiple family households — Ménages multifamiliaux .....	755	6.6	555	545	690	470	640	730	385
Owner — Propriétaires .....	545	6.4	410	405	500	375	465	525	295
Tenant — Locataires .....	210	6.9	145	140	190	--	175	205	--
Non-family households — Ménages non familiaux .....	1,045	1.8	840	595	535	550	815	885	165
Owner — Propriétaires .....	595	1.9	460	340	385	365	525	505	120
Tenant — Locataires .....	450	1.6	380	255	150	185	290	380	--
<b>Port Arthur</b>									
All households — Tous ménages .....	8,425	3.6	6,215	4,365	7,200	5,075	6,565	8,040	3,540
Owner — Propriétaires .....	6,275	3.7	4,580	3,325	5,625	4,120	5,075	6,025	2,765
Tenant — Locataires .....	2,150	3.4	1,635	1,040	1,575	955	1,490	2,015	775
One family households — Ménages unifamiliaux .....	7,115	3.7	5,365	3,760	6,370	4,445	5,685	6,855	3,130
Owner — Propriétaires .....	5,360	3.7	4,015	2,900	4,950	3,610	4,440	5,200	2,455
Tenant — Locataires .....	1,755	3.6	1,350	860	1,420	835	1,245	1,655	675
Multiple family households — Ménages multifamiliaux .....	485	6.2	375	260	455	340	420	465	185
Owner — Propriétaires .....	405	6.2	315	220	375	295	365	385	170
Tenant — Locataires .....	--	--	--	--	--	--	--	--	--
Non-family households — Ménages non familiaux .....	825	1.4	475	345	375	290	460	720	225
Owner — Propriétaires .....	510	1.5	250	205	300	215	270	440	140
Tenant — Locataires .....	315	1.3	225	140	--	--	190	280	--
<b>St. Catharines</b>									
All households — Tous ménages .....	10,380	3.6	10,085	7,815	8,520	7,065	8,015	9,760	5,045
Owner — Propriétaires .....	6,595	3.7	6,495	5,370	5,935	5,095	5,540	6,245	3,410
Tenant — Locataires .....	3,785	3.4	3,590	2,445	2,585	1,970	2,475	3,515	1,635
One family households — Ménages unifamiliaux .....	8,605	3.6	8,370	6,600	7,385	5,960	6,735	8,115	4,450
Owner — Propriétaires .....	5,470	3.7	5,395	4,560	5,070	4,270	4,630	5,175	2,965
Tenant — Locataires .....	3,135	3.5	2,975	2,040	2,315	1,690	2,105	2,940	1,485
Multiple family households — Ménages multifamiliaux .....	685	6.4	675	510	640	465	555	675	355
Owner — Propriétaires .....	485	6.2	485	380	460	365	420	485	280
Tenant — Locataires .....	200	6.8	190	130	180	100	135	190	--
Non-family households — Ménages non familiaux .....	1,090	1.7	1,040	705	495	640	725	970	240
Owner — Propriétaires .....	640	2.0	615	430	405	460	490	585	165
Tenant — Locataires .....	450	1.5	425	275	--	180	235	385	--
<b>Sarnia</b>									
All households — Tous ménages .....	9,380	3.7	8,945	6,665	8,130	6,255	7,635	8,820	5,445
Owner — Propriétaires .....	6,620	3.8	6,350	5,135	6,125	4,975	5,750	6,255	4,095
Tenant — Locataires .....	2,760	3.5	2,595	1,530	2,005	1,280	1,885	2,565	1,350
One family households — Ménages unifamiliaux .....	7,810	3.8	7,480	5,700	6,985	5,350	6,420	7,400	4,830
Owner — Propriétaires .....	5,470	3.8	5,265	4,400	5,175	4,220	4,785	5,195	3,585
Tenant — Locataires .....	2,340	3.6	2,215	1,300	1,810	1,130	1,635	2,205	1,245
Multiple family households — Ménages multifamiliaux .....	530	6.5	500	355	505	310	450	505	265
Owner — Propriétaires .....	450	6.2	425	305	430	290	395	425	240
Tenant — Locataires .....	--	--	--	--	--	--	--	--	--
Non-family households — Ménages non familiaux .....	1,040	1.7	965	610	640	595	765	915	350
Owner — Propriétaires .....	700	1.8	660	430	520	465	570	635	270
Tenant — Locataires .....	340	1.6	305	180	120	130	195	280	--

TABLE 99. Households by number of families per household and tenure showing household size, and specified household facilities and conveniences, for provinces, rural, urban, and cities of 30,000 population and over, 1951 - Continued

TABLEAU 99. Ménages selon le nombre de familles par ménage et le mode d'occupation, importance numérique du ménage et certaines commodités ménagères et de confort, provinces, régions rurales et urbaines, et cités de 30,000 et plus, 1951 - suite

Household composition and tenure Composition du ménage et mode d'occupation	Total	Average number of persons per household Moyenne de personnes par ménage	Households with: Ménages pourvus de:						
			Electric or gas range Cuisinière électrique ou à gaz	Mechanical refrigeration Réfrigération mécanique	Powered washing machine Lessiveuse mécanique	Electric vacuum cleaner Aspirateur électrique	Telephone Téléphone	Radio	Passenger automobile Automobile de tourisme
<b>ONTARIO - Con.-fin</b>									
<b>Sault Ste. Marie</b>									
All households - Tous ménages.....	7,855	4.1	6,305	5,140	6,845	4,400	6,610	7,360	3,640
Owner - Propriétaires.....	5,330	4.3	4,305	3,645	4,925	3,385	4,650	4,970	2,715
Tenant - Locataires.....	2,525	3.6	2,000	1,495	1,920	1,015	1,960	2,390	925
One family households - Ménages unifamiliaux.....	6,435	3.9	5,290	4,335	5,755	3,690	5,525	6,090	3,195
Owner - Propriétaires.....	4,290	4.1	3,560	3,015	4,025	2,805	3,820	4,065	2,350
Tenant - Locataires.....	2,145	3.6	1,730	1,320	1,730	885	1,705	2,025	845
Multiple family households - Ménages multifamiliaux.....	785	6.8	570	455	705	390	585	720	320
Owner - Propriétaires.....	630	6.9	465	385	580	330	495	565	265
Tenant - Locataires.....	155	6.5	105	--	125	--	--	155	--
Non-family households - Ménages non familiaux.....	635	1.8	445	350	385	320	500	550	125
Owner - Propriétaires.....	410	1.9	280	245	320	250	335	340	100
Tenant - Locataires.....	225	1.6	165	105	--	--	165	210	--
<b>Sudbury</b>									
All households - Tous ménages.....	9,450	4.4	7,580	6,190	7,680	4,550	7,125	9,000	3,945
Owner - Propriétaires.....	4,435	4.9	3,680	3,340	4,020	2,630	3,800	4,255	2,080
Tenant - Locataires.....	5,015	4.0	3,900	2,850	3,660	1,920	3,325	4,745	1,865
One family households - Ménages unifamiliaux.....	7,860	4.1	6,355	5,245	6,585	3,895	5,895	7,510	3,435
Owner - Propriétaires.....	3,605	4.5	3,015	2,790	3,310	2,215	3,090	3,475	1,775
Tenant - Locataires.....	4,255	3.8	3,340	2,455	3,275	1,680	2,805	4,035	1,660
Multiple family households - Ménages multifamiliaux.....	980	8.1	770	605	855	480	815	945	380
Owner - Propriétaires.....	625	8.1	515	420	575	335	560	605	265
Tenant - Locataires.....	355	8.1	255	185	280	145	255	340	115
Non-family households - Ménages non familiaux.....	610	1.9	455	340	240	175	415	545	130
Owner - Propriétaires.....	205	2.0	150	130	135	--	150	175	--
Tenant - Locataires.....	405	1.9	305	210	105	--	265	370	--
<b>Toronto</b>									
All households - Tous ménages.....	157,175	4.2	153,965	110,185	113,030	102,155	141,230	148,990	66,765
Owner - Propriétaires.....	97,795	4.5	96,530	71,735	80,685	71,350	91,130	93,195	46,060
Tenant - Locataires.....	59,380	3.7	57,435	38,450	32,345	30,805	50,100	55,795	20,705
One family households - Ménages unifamiliaux.....	102,795	3.7	100,910	73,585	77,210	70,020	92,515	97,950	48,490
Owner - Propriétaires.....	63,595	3.9	62,855	48,230	54,260	48,775	59,565	60,885	32,880
Tenant - Locataires.....	39,200	3.5	38,055	25,355	22,950	21,245	32,950	37,065	15,610
Multiple family households - Ménages multifamiliaux.....	33,440	7.1	32,880	21,600	27,345	20,160	30,800	31,825	13,820
Owner - Propriétaires.....	24,935	7.0	24,720	17,355	20,795	16,185	23,270	23,775	10,645
Tenant - Locataires.....	8,505	7.4	8,160	4,245	6,550	3,975	7,530	8,050	3,175
Non-family households - Ménages non familiaux.....	20,940	2.0	20,175	15,000	8,475	11,975	17,915	19,215	4,455
Owner - Propriétaires.....	9,265	2.4	8,955	6,150	5,630	6,390	8,295	8,535	2,535
Tenant - Locataires.....	11,675	1.8	11,220	8,850	2,845	5,585	9,620	10,680	1,920
<b>Windsor</b>									
All households - Tous ménages.....	31,815	3.7	31,420	21,275	26,680	21,535	23,065	29,985	15,735
Owner - Propriétaires.....	17,300	3.9	17,195	13,200	16,025	13,760	14,010	16,360	9,685
Tenant - Locataires.....	14,515	3.4	14,225	8,075	10,655	7,775	9,055	13,625	6,050
One family households - Ménages unifamiliaux.....	26,145	3.7	25,885	17,810	22,860	18,335	19,275	24,835	13,900
Owner - Propriétaires.....	14,280	3.9	14,210	11,065	13,435	11,585	11,705	13,615	8,485
Tenant - Locataires.....	11,865	3.6	11,675	6,745	9,425	6,750	7,570	11,220	5,415
Multiple family households - Ménages multifamiliaux.....	2,255	6.4	2,240	1,430	2,065	1,425	1,615	2,115	1,080
Owner - Propriétaires.....	1,580	6.3	1,570	1,140	1,495	1,150	1,215	1,485	795
Tenant - Locataires.....	675	6.4	670	290	570	275	400	630	285
Non-family households - Ménages non familiaux.....	3,415	1.7	3,295	2,035	1,755	1,775	2,175	3,035	755
Owner - Propriétaires.....	1,440	2.0	1,415	995	1,095	1,025	1,090	1,260	405
Tenant - Locataires.....	1,975	1.5	1,880	1,040	660	750	1,085	1,775	350

**TABLE 99. Households by number of families per household and tenure showing household size, and specified household facilities and conveniences, for provinces, rural, urban, and cities of 30,000 population and over, 1951 - Continued**

**TABLEAU 99. Ménages selon le nombre de familles par ménage et le mode d'occupation, importance numérique du ménage et certaines commodités ménagères et de confort, provinces, régions rurales et urbaines, et cités de 30,000 et plus, 1951 - suite**

Household composition and tenure Composition du ménage et mode d'occupation	Total	Average number of persons per household Moyenne de personnes par ménage	Households with: Ménages pourvus de:						
			Electric or gas range Cuisinière électrique ou à gaz	Mechanical refrigeration Réfrigération mécanique	Powered washing machine Lessiveuse mécanique	Electric vacuum cleaner Aspirateur électrique	Telephone Téléphone	Radio	Passenger automobile Automobile de tourisme
<b>MANITOBA</b>									
<b>All households - Tous ménages</b> .....	<b>202,400</b>	<b>3.7</b>	<b>106,095</b>	<b>94,675</b>	<b>140,160</b>	<b>83,305</b>	<b>111,425</b>	<b>186,890</b>	<b>86,915</b>
Owner - Propriétaires .....	144,645	3.9	68,875	66,280	107,565	60,640	80,240	133,100	68,290
Tenant - Locataires .....	57,755	3.3	37,220	28,395	32,595	22,665	31,185	53,790	18,625
<b>One family households - Ménages unifamiliaux</b> .....	<b>170,175</b>	<b>3.9</b>	<b>90,075</b>	<b>82,330</b>	<b>125,970</b>	<b>72,900</b>	<b>95,335</b>	<b>159,540</b>	<b>78,245</b>
Owner - Propriétaires .....	123,595	4.0	60,230	58,555	96,360	53,610	70,015	115,395	61,405
Tenant - Locataires .....	46,580	3.5	29,845	23,775	29,610	19,290	25,320	44,145	16,840
<b>Multiple family households - Ménages multifamiliaux</b> .....	<b>9,870</b>	<b>6.7</b>	<b>6,420</b>	<b>5,145</b>	<b>7,810</b>	<b>4,815</b>	<b>6,630</b>	<b>9,180</b>	<b>4,190</b>
Owner - Propriétaires .....	7,455	6.5	4,815	4,190	6,260	3,870	5,140	7,085	3,510
Tenant - Locataires .....	2,215	7.5	1,605	955	1,550	945	1,490	2,095	680
<b>Non-family households - Ménages non familiaux</b> .....	<b>22,555</b>	<b>1.5</b>	<b>9,600</b>	<b>7,200</b>	<b>6,380</b>	<b>5,590</b>	<b>9,460</b>	<b>18,170</b>	<b>4,480</b>
Owner - Propriétaires .....	13,595	1.5	3,830	3,535	4,945	3,160	5,085	10,620	3,375
Tenant - Locataires .....	8,960	1.5	5,770	3,665	1,435	2,430	4,375	7,550	1,105
<b>Rural - Régions rurales</b>									
<b>All households - Tous ménages</b> .....	<b>83,690</b>	<b>3.9</b>	<b>13,395</b>	<b>22,135</b>	<b>51,565</b>	<b>16,490</b>	<b>31,720</b>	<b>72,920</b>	<b>42,035</b>
Owner - Propriétaires .....	69,780	4.0	10,435	17,750	42,780	13,350	26,590	60,745	35,630
Tenant - Locataires .....	13,910	3.6	2,960	4,385	8,785	3,140	5,130	12,175	6,405
<b>One family households - Ménages unifamiliaux</b> .....	<b>70,620</b>	<b>4.2</b>	<b>12,025</b>	<b>20,070</b>	<b>47,450</b>	<b>15,070</b>	<b>28,180</b>	<b>63,215</b>	<b>37,825</b>
Owner - Propriétaires .....	58,855	4.3	9,290	15,885	39,130	12,070	23,545	52,555	31,950
Tenant - Locataires .....	11,765	3.9	2,735	4,185	8,320	3,000	4,635	10,660	5,875
<b>Multiple family households - Ménages multifamiliaux</b> .....	<b>2,580</b>	<b>6.4</b>	<b>435</b>	<b>795</b>	<b>1,735</b>	<b>635</b>	<b>1,055</b>	<b>2,280</b>	<b>1,495</b>
Owner - Propriétaires .....	2,290	6.3	385	700	1,540	545	960	2,040	1,355
Tenant - Locataires .....	290	7.2	--	--	195	--	--	240	140
<b>Non-family households - Ménages non familiaux</b> .....	<b>10,490</b>	<b>1.3</b>	<b>935</b>	<b>1,270</b>	<b>2,380</b>	<b>785</b>	<b>2,485</b>	<b>7,425</b>	<b>2,715</b>
Owner - Propriétaires .....	8,635	1.3	760	1,165	2,110	735	2,085	6,150	2,325
Tenant - Locataires .....	1,855	1.3	175	105	270	--	400	1,275	390
<b>Urban - Régions urbaines</b>									
<b>All households - Tous ménages</b> .....	<b>118,710</b>	<b>3.6</b>	<b>92,700</b>	<b>72,540</b>	<b>88,595</b>	<b>66,815</b>	<b>79,705</b>	<b>113,970</b>	<b>44,880</b>
Owner - Propriétaires .....	74,865	3.8	58,440	48,530	64,785	47,290	53,650	72,355	32,660
Tenant - Locataires .....	43,845	3.2	34,260	24,010	23,810	19,525	26,055	41,615	12,220
<b>One family households - Ménages unifamiliaux</b> .....	<b>99,555</b>	<b>3.6</b>	<b>78,050</b>	<b>62,260</b>	<b>78,520</b>	<b>57,830</b>	<b>67,155</b>	<b>96,325</b>	<b>40,420</b>
Owner - Propriétaires .....	64,740	3.7	50,940	42,670	57,230	41,540	46,470	62,840	29,455
Tenant - Locataires .....	34,815	3.4	27,110	19,590	21,290	16,290	20,685	33,485	10,965
<b>Multiple family households - Ménages multifamiliaux</b> .....	<b>7,090</b>	<b>6.9</b>	<b>5,985</b>	<b>4,350</b>	<b>6,075</b>	<b>4,180</b>	<b>5,575</b>	<b>6,900</b>	<b>2,695</b>
Owner - Propriétaires .....	5,165	6.6	4,430	3,490	4,720	3,325	4,180	5,045	2,155
Tenant - Locataires .....	1,925	7.6	1,555	860	1,355	855	1,395	1,855	540
<b>Non-family households - Ménages non familiaux</b> .....	<b>12,065</b>	<b>1.6</b>	<b>8,665</b>	<b>5,930</b>	<b>4,000</b>	<b>4,805</b>	<b>6,975</b>	<b>10,745</b>	<b>1,765</b>
Owner - Propriétaires .....	4,960	1.7	3,070	2,370	2,835	2,425	3,000	4,470	1,050
Tenant - Locataires .....	7,105	1.5	5,595	3,560	1,165	2,380	3,975	6,275	715
<b>Winnipeg</b>									
<b>All households - Tous ménages</b> .....	<b>64,630</b>	<b>3.6</b>	<b>56,715</b>	<b>42,470</b>	<b>44,445</b>	<b>38,445</b>	<b>48,175</b>	<b>62,265</b>	<b>22,335</b>
Owner - Propriétaires .....	34,280	3.9	31,195	24,910	29,800	24,460	28,375	33,370	14,620
Tenant - Locataires .....	30,350	3.2	25,520	17,560	14,645	13,985	19,800	28,895	7,715
<b>One family households - Ménages unifamiliaux</b> .....	<b>52,025</b>	<b>3.5</b>	<b>45,725</b>	<b>34,995</b>	<b>38,145</b>	<b>32,005</b>	<b>39,080</b>	<b>50,500</b>	<b>19,515</b>
Owner - Propriétaires .....	28,670	3.7	26,165	21,190	25,380	20,725	23,780	27,965	12,775
Tenant - Locataires .....	23,355	3.3	19,560	13,805	12,765	11,280	15,300	22,535	6,740
<b>Multiple family households - Ménages multifamiliaux</b> .....	<b>4,950</b>	<b>7.2</b>	<b>4,450</b>	<b>3,130</b>	<b>4,140</b>	<b>3,035</b>	<b>4,090</b>	<b>4,860</b>	<b>1,785</b>
Owner - Propriétaires .....	3,385	6.9	3,115	2,390	3,060	2,310	2,900	3,320	1,360
Tenant - Locataires .....	1,565	7.8	1,335	740	1,080	725	1,190	1,540	425
<b>Non-family households - Ménages non familiaux</b> .....	<b>7,655</b>	<b>1.7</b>	<b>6,540</b>	<b>4,345</b>	<b>2,160</b>	<b>3,405</b>	<b>5,005</b>	<b>6,905</b>	<b>1,035</b>
Owner - Propriétaires .....	2,225	2.0	1,915	1,330	1,360	1,425	1,695	2,085	485
Tenant - Locataires .....	5,430	1.5	4,625	3,015	800	1,980	3,310	4,820	550

**TABLE 99. Households by number of families per household and tenure showing household size, and specified household facilities and conveniences, for provinces, rural, urban, and cities of 30,000 population and over, 1951 - Continued**

**TABLEAU 99. Ménages selon le nombre de familles par ménage et le mode d'occupation, importance numérique du ménage et certaines commodités ménagères et de confort, provinces, régions rurales et urbaines, et cités de 30,000 et plus, 1951 - suite**

Household composition and tenure Composition du ménage et mode d'occupation	Total	Average number of persons per household Moyenne de personnes par ménage	Households with: Ménages pourvus de:						
			Electric or gas range Cuisinière électrique ou à gaz	Mechanical refrigeration Réfrigération mécanique	Powered washing machine Lessiveuse mécanique	Electric vacuum cleaner Aspirateur électrique	Telephone Téléphone	Radio	Passenger automobile Automobile de tourisme
<b>SASKATCHEWAN</b>									
All households - Tous ménages .....	221,455	3.7	40,995	48,995	147,930	56,325	108,560	203,955	110,205
Owner - Propriétaires .....	164,800	3.8	25,480	34,060	111,855	40,980	81,100	151,730	85,315
Tenant - Locataires .....	56,655	3.3	15,515	14,935	36,075	15,345	27,460	52,225	24,890
One family households - Ménages unifamiliaux .....	181,545	4.0	34,615	43,115	134,030	49,910	94,105	171,095	98,005
Owner - Propriétaires .....	136,575	4.1	22,430	30,395	101,175	36,380	70,970	128,545	75,625
Tenant - Locataires .....	44,970	3.7	12,185	12,720	32,855	13,530	23,135	42,550	22,380
Multiple family households - Ménages multifamiliaux .....	6,835	6.4	1,550	1,910	5,485	2,390	4,225	6,500	3,725
Owner - Propriétaires .....	5,590	6.4	1,250	1,570	4,470	1,880	3,480	5,355	3,180
Tenant - Locataires .....	1,245	6.7	300	340	1,015	510	745	1,145	545
Non-family households - Ménages non familiaux .....	33,075	1.3	4,830	3,970	8,415	4,025	10,230	26,360	8,475
Owner - Propriétaires .....	22,635	1.3	1,800	2,095	6,210	2,720	6,650	17,830	6,510
Tenant - Locataires .....	10,440	1.3	3,030	1,875	2,205	1,305	3,580	8,530	1,965
<b>Rural - Régions rurales</b>									
All households - Tous ménages .....	151,750	3.8	10,195	17,465	92,520	19,470	64,405	137,280	79,515
Owner - Propriétaires .....	121,430	3.8	7,835	13,935	73,760	15,800	52,235	109,900	64,000
Tenant - Locataires .....	30,320	3.5	2,360	3,530	18,760	3,670	12,170	27,380	15,515
One family households - Ménages unifamiliaux .....	124,700	4.1	8,945	15,825	84,990	17,640	56,465	115,830	70,315
Owner - Propriétaires .....	99,645	4.2	6,900	12,490	67,320	14,200	45,670	92,485	56,420
Tenant - Locataires .....	25,055	3.9	2,045	3,335	17,670	3,440	10,795	23,345	13,895
Multiple family households - Ménages multifamiliaux .....	3,955	6.3	280	515	2,815	590	2,100	3,690	2,375
Owner - Propriétaires .....	3,470	6.3	260	480	2,470	500	1,870	3,280	2,115
Tenant - Locataires .....	485	6.7	--	--	345	--	230	410	260
Non-family households - Ménages non familiaux .....	23,095	1.3	970	1,125	4,715	1,240	5,840	17,760	6,825
Owner - Propriétaires .....	18,315	1.3	675	965	3,970	1,100	4,695	14,135	5,465
Tenant - Locataires .....	4,780	1.3	295	160	745	140	1,145	3,625	1,360
<b>Urban - Régions urbaines</b>									
All households - Tous ménages .....	69,705	3.5	30,800	31,530	55,410	36,855	44,155	66,675	30,690
Owner - Propriétaires .....	43,370	3.7	17,645	20,125	38,095	25,180	28,865	41,830	21,315
Tenant - Locataires .....	26,335	3.1	13,155	11,405	17,315	11,675	15,290	24,845	9,375
One family households - Ménages unifamiliaux .....	56,845	3.7	25,670	27,290	49,040	32,270	37,640	55,265	27,690
Owner - Propriétaires .....	36,930	3.8	15,530	17,905	33,855	22,180	25,300	36,060	19,205
Tenant - Locataires .....	19,915	3.5	10,140	9,385	15,185	10,090	12,340	19,205	8,485
Multiple family households - Ménages multifamiliaux .....	2,880	6.6	1,270	1,395	2,670	1,800	2,125	2,810	1,350
Owner - Propriétaires .....	2,120	6.6	990	1,090	2,000	1,380	1,610	2,075	1,065
Tenant - Locataires .....	760	6.7	280	305	670	420	515	735	285
Non-family households - Ménages non familiaux .....	9,980	1.4	3,860	2,845	3,700	2,785	4,390	8,600	1,650
Owner - Propriétaires .....	4,320	1.5	1,125	1,130	2,240	1,620	1,955	3,695	1,045
Tenant - Locataires .....	5,660	1.3	2,735	1,715	1,460	1,165	2,435	4,905	605
<b>Regina</b>									
All households - Tous ménages .....	19,160	3.6	11,140	9,775	15,455	11,700	14,650	18,455	8,175
Owner - Propriétaires .....	11,060	4.0	6,410	5,825	10,160	7,495	8,890	10,755	5,375
Tenant - Locataires .....	8,100	3.1	4,730	3,950	5,295	4,205	5,760	7,700	2,800
One family households - Ménages unifamiliaux .....	15,520	3.7	9,270	8,200	13,390	10,065	12,250	15,090	7,265
Owner - Propriétaires .....	9,485	3.9	5,605	5,075	8,895	6,545	7,705	9,240	4,790
Tenant - Locataires .....	6,055	3.4	3,665	3,125	4,495	3,520	4,545	5,850	2,475
Multiple family households - Ménages multifamiliaux .....	1,130	6.8	615	625	1,060	800	975	1,120	545
Owner - Propriétaires .....	785	6.8	470	480	745	575	695	780	410
Tenant - Locataires .....	345	6.9	145	145	315	225	280	340	135
Non-family households - Ménages non familiaux .....	2,510	1.5	1,255	950	1,005	835	1,425	2,245	365
Owner - Propriétaires .....	810	1.8	335	270	520	375	490	735	175
Tenant - Locataires .....	1,700	1.3	920	680	485	460	935	1,510	190

TABLE 99. Households by number of families per household and tenure showing household size, and specified household facilities and conveniences, for provinces, rural, urban, and cities of 30,000 population and over, 1951 - Continued

TABLEAU 99. Ménages selon le nombre de familles par ménage et le mode d'occupation, importance numérique du ménage et certaines commodités ménagères et de confort, provinces, régions rurales et urbaines, et cités de 30,000 et plus, 1951 - suite

Household composition and tenure Composition du ménage et mode d'occupation	Total	Average number of persons per household Moyenne de personnes par ménage	Households with: Ménages pourvus de:						
			Electric or gas range Cuisinière électrique ou à gaz	Mechanical refrigeration Réfrigération mécanique	Powered washing machine Lessiveuse mécanique	Electric vacuum cleaner Aspirateur électrique	Telephone Téléphone	Radio	Passenger automobile Automobile de tourisme
<b>SASKATCHEWAN - Con.-fin</b>									
<b>Saskatoon</b>									
All households - Tous ménages .....	14,980	3.4	7,355	6,835	12,130	8,785	11,315	14,465	6,690
Owner - Propriétaires .....	9,585	3.7	4,420	4,525	8,620	6,205	7,595	9,300	4,785
Tenant - Locataires .....	5,395	3.1	2,935	2,310	3,510	2,580	3,720	5,165	1,905
One family households - Ménages unifamiliaux .....	12,095	3.6	6,035	5,780	10,520	7,545	9,450	11,805	6,005
Owner - Propriétaires .....	8,200	3.7	3,880	3,995	7,570	5,415	6,635	8,015	4,340
Tenant - Locataires .....	3,895	3.5	2,155	1,785	2,950	2,130	2,815	3,790	1,665
Multiple family households - Ménages multifamiliaux	715	6.4	300	330	670	455	570	685	345
Owner - Propriétaires .....	540	6.3	245	265	515	355	435	515	260
Tenant - Locataires .....	175	6.6	--	--	155	100	135	170	--
Non-family households - Ménages non familiaux .....	2,170	1.4	1,020	725	940	785	1,295	1,975	340
Owner - Propriétaires .....	845	1.5	295	265	535	435	525	770	185
Tenant - Locataires .....	1,325	1.4	725	460	405	350	770	1,205	155
<b>ALBERTA</b>									
All households - Tous ménages .....	250,750	3.6	121,835	87,230	177,140	92,115	99,070	230,260	121,335
Owner - Propriétaires .....	179,055	3.8	77,815	63,185	133,205	69,045	74,125	165,390	92,475
Tenant - Locataires .....	71,695	3.3	44,020	24,045	43,935	23,070	24,945	64,870	28,860
One family households - Ménages unifamiliaux .....	203,370	3.9	100,250	75,985	159,380	81,165	85,065	191,260	108,480
Owner - Propriétaires .....	148,130	4.0	66,635	55,675	119,645	61,115	64,545	139,705	82,735
Tenant - Locataires .....	55,240	3.7	33,615	20,310	39,735	20,050	20,520	51,555	25,745
Multiple family households - Ménages multifamiliaux	9,075	6.6	5,435	3,885	7,610	4,355	4,495	8,525	4,935
Owner - Propriétaires .....	7,240	6.5	4,105	3,195	6,155	3,565	3,680	6,860	4,105
Tenant - Locataires .....	1,835	6.7	1,330	690	1,455	790	815	1,665	830
Non-family households - Ménages non familiaux .....	38,305	1.3	16,150	7,360	10,150	6,595	9,510	30,475	7,920
Owner - Propriétaires .....	23,685	1.3	7,075	4,315	7,405	4,365	5,900	18,825	5,635
Tenant - Locataires .....	14,620	1.3	9,075	3,045	2,745	2,230	3,610	11,650	2,285
<b>Rural - Régions rurales</b>									
All households - Tous ménages .....	125,325	3.8	14,265	20,640	77,865	20,860	31,990	110,380	62,815
Owner - Propriétaires .....	100,395	3.8	10,865	16,410	63,355	17,005	26,260	89,220	51,055
Tenant - Locataires .....	24,930	3.6	3,400	4,230	14,510	3,855	5,730	21,160	11,760
One family households - Ménages unifamiliaux .....	101,520	4.2	12,435	18,830	71,980	19,240	28,320	92,370	55,830
Owner - Propriétaires .....	81,535	4.2	9,500	14,885	58,340	15,615	23,240	74,620	45,255
Tenant - Locataires .....	19,985	4.0	2,935	3,945	13,640	3,625	5,080	17,750	10,575
Multiple family households - Ménages multifamiliaux	3,475	6.6	360	670	2,500	750	1,055	3,105	2,065
Owner - Propriétaires .....	3,050	6.5	305	580	2,230	660	925	2,790	1,850
Tenant - Locataires .....	425	6.7	--	--	270	--	130	315	215
Non-family households - Ménages non familiaux .....	20,330	1.2	1,470	1,140	3,385	870	2,615	14,905	4,920
Owner - Propriétaires .....	15,810	1.2	1,060	945	2,785	730	2,095	11,810	3,950
Tenant - Locataires .....	4,520	1.3	410	195	600	140	520	3,095	970
<b>Urban - Régions urbaines</b>									
All households - Tous ménages .....	125,425	3.4	107,570	66,590	99,275	71,255	67,080	119,880	58,520
Owner - Propriétaires .....	78,660	3.7	66,950	46,775	69,850	52,040	47,865	76,170	41,420
Tenant - Locataires .....	46,765	3.1	40,620	19,815	29,425	19,215	19,215	43,710	17,100
One family households - Ménages unifamiliaux .....	101,850	3.6	87,815	57,155	87,400	61,925	56,745	98,890	52,650
Owner - Propriétaires .....	66,595	3.7	57,135	40,790	61,305	45,500	41,305	65,085	37,480
Tenant - Locataires .....	35,255	3.4	30,680	16,365	26,095	16,425	15,440	33,805	15,170
Multiple family households - Ménages multifamiliaux	5,600	6.5	5,075	3,215	5,110	3,605	3,440	5,420	2,870
Owner - Propriétaires .....	4,190	6.5	3,800	2,615	3,925	2,905	2,755	4,070	2,255
Tenant - Locataires .....	1,410	6.7	1,275	600	1,185	700	685	1,350	615
Non-family households - Ménages non familiaux .....	17,975	1.4	14,680	6,220	6,765	5,725	6,895	15,570	3,000
Owner - Propriétaires .....	7,875	1.5	6,015	3,370	4,620	3,635	3,805	7,015	1,685
Tenant - Locataires .....	10,100	1.4	8,665	2,850	2,145	2,090	3,090	8,555	1,315

**TABLE 99. Households by number of families per household and tenure showing household size, and specified household facilities and conveniences, for provinces, rural, urban, and cities of 30,000 population and over, 1951 - Continued**

**TABLEAU 99. Ménages selon le nombre de familles par ménages et le mode d'occupation, importance numérique du ménage et certaines commodités ménagères et de confort, régions rurales et urbaines, et cités de 30,000 et plus, 1951 - suite**

Household composition and tenure Composition du ménage et mode d'occupation	Total	Average number of persons per household Moyenne de personnes par ménage	Households with: Ménages pourvus de:						
			Electric or gas range Cuisinière électrique ou à gaz	Mechanical refrigeration Réfrigération mécanique	Powered washing machine Lessiveuse mécanique	Electric vacuum cleaner Aspirateur électrique	Telephone Téléphone	Radio	Passenger automobile Automobile de tourisme
<b>ALBERTA - Con.-fin</b>									
<b>Calgary</b>									
All households - Tous ménages .....	37,710	3.3	37,035	22,180	28,950	25,330	26,035	36,640	18,025
Owner - Propriétaires .....	22,240	3.5	21,910	15,185	20,165	18,025	18,010	21,855	12,525
Tenant - Locataires .....	15,470	2.9	15,125	6,995	8,785	7,305	8,025	14,785	5,500
One family households - Ménages unifamiliaux .....	29,890	3.4	29,460	18,705	25,100	21,460	21,660	29,360	16,100
Owner - Propriétaires .....	18,745	3.6	18,500	13,105	17,405	15,480	15,320	18,495	11,275
Tenant - Locataires .....	11,145	3.2	10,960	5,600	7,695	5,980	6,340	10,865	4,825
Multiple family households - Ménages multifamiliaux	1,735	6.4	1,700	1,030	1,615	1,325	1,380	1,695	930
Owner - Propriétaires .....	1,280	6.3	1,255	835	1,210	1,035	1,075	1,260	730
Tenant - Locataires .....	455	6.8	445	195	405	290	305	435	200
Non-family households - Ménages non familiaux .....	6,085	1.5	5,375	2,445	2,235	2,545	2,995	5,585	995
Owner - Propriétaires .....	2,215	1.7	2,155	1,245	1,550	1,510	1,615	2,100	520
Tenant - Locataires .....	3,870	1.4	3,220	1,200	685	1,035	1,380	3,485	475
<b>Edmonton</b>									
All households - Tous ménages .....	42,925	3.6	40,150	23,535	34,110	25,065	22,720	41,025	19,265
Owner - Propriétaires .....	26,325	3.8	24,605	16,435	23,000	18,410	16,325	25,565	13,610
Tenant - Locataires .....	16,600	3.1	15,545	7,100	10,310	6,655	6,395	15,460	5,655
One family households - Ménages unifamiliaux .....	34,830	3.7	32,670	20,090	29,795	21,760	19,140	33,800	17,305
Owner - Propriétaires .....	22,515	3.8	21,115	14,370	20,860	16,100	14,125	22,020	12,330
Tenant - Locataires .....	12,315	3.4	11,555	5,720	8,935	5,660	5,015	11,780	4,975
Multiple family households - Ménages multifamiliaux	2,410	6.7	2,295	1,440	2,195	1,520	1,420	2,325	1,200
Owner - Propriétaires .....	1,820	6.7	1,735	1,180	1,695	1,245	1,165	1,745	930
Tenant - Locataires .....	590	6.8	560	260	500	275	255	580	270
Non-family households - Ménages non familiaux .....	5,685	1.5	5,185	2,005	2,120	1,785	2,160	4,900	760
Owner - Propriétaires .....	1,990	1.7	1,755	885	1,245	1,065	1,035	1,800	350
Tenant - Locataires .....	3,695	1.4	3,430	1,120	875	720	1,125	3,100	410
<b>BRITISH COLUMBIA</b>									
All households - Tous ménages .....	337,780	3.3	121,430	149,475	234,330	170,250	192,170	308,320	153,325
Owner - Propriétaires .....	235,160	3.4	80,730	111,235	178,840	132,790	142,545	217,495	115,640
Tenant - Locataires .....	102,620	3.1	40,700	38,240	55,490	37,460	49,625	90,825	37,685
One family households - Ménages unifamiliaux .....	270,600	3.5	98,645	128,960	209,130	147,680	161,580	254,110	137,175
Owner - Propriétaires .....	193,185	3.6	69,840	97,465	159,130	115,995	122,320	182,665	103,945
Tenant - Locataires .....	77,415	3.4	28,805	31,495	50,000	31,685	39,260	71,445	33,230
Multiple family households - Ménages multifamiliaux	13,780	6.5	5,745	6,660	11,320	8,270	9,910	13,075	6,690
Owner - Propriétaires .....	10,715	6.3	4,710	5,610	9,130	6,990	7,915	10,220	5,415
Tenant - Locataires .....	3,065	6.9	1,035	1,050	2,190	1,280	1,995	2,855	1,275
Non-family households - Ménages non familiaux .....	53,400	1.4	17,040	13,855	13,880	14,300	20,630	41,135	9,460
Owner - Propriétaires .....	31,260	1.4	6,180	3,160	10,580	9,805	12,310	24,610	6,280
Tenant - Locataires .....	22,140	1.4	10,860	5,695	3,300	4,495	8,370	16,525	3,180
<b>Rural - Régions rurales</b>									
All households - Tous ménages .....	105,765	3.4	10,510	29,825	65,885	32,025	29,050	90,475	47,040
Owner - Propriétaires .....	76,605	3.4	8,005	22,435	49,405	24,900	23,185	66,410	35,695
Tenant - Locataires .....	29,160	3.3	2,505	7,390	16,480	7,125	5,865	24,065	11,345
One family households - Ménages unifamiliaux .....	83,625	3.8	9,355	26,950	60,445	29,180	25,825	74,950	42,225
Owner - Propriétaires .....	60,475	3.8	7,115	20,000	44,910	22,505	20,585	54,650	31,975
Tenant - Locataires .....	23,150	3.6	2,240	6,950	15,535	6,675	5,240	20,300	10,250
Multiple family households - Ménages multifamiliaux	2,730	6.7	260	335	1,935	820	790	2,440	1,360
Owner - Propriétaires .....	2,165	6.9	220	660	1,515	680	645	1,960	1,080
Tenant - Locataires .....	565	6.2	--	175	420	140	145	480	280
Non-family households - Ménages non familiaux .....	19,410	1.3	895	2,040	3,505	2,025	2,435	13,085	3,455
Owner - Propriétaires .....	13,965	1.2	670	1,775	2,980	1,715	1,955	9,800	2,640
Tenant - Locataires .....	5,445	1.4	225	265	525	310	480	3,285	815



**TABLE 99. Households by number of families per household and tenure showing household size, and specified household facilities and conveniences, for provinces, rural, urban, and cities of 30,000 population and over, 1951 - Concluded**

**TABLÉAU 99. Ménages selon le nombre de familles par ménage et le mode d'occupation, importance numérique du ménage et certaines commodités ménagères et de confort, provinces, régions rurales et urbaines et cités de 30,000 et plus, 1951 - fin**

Household composition and tenure Composition du ménage et mode d'occupation	Total	Average number of persons per household Moyenne de personnes par ménage	Households with: Ménages pourvus de:						
			Electric or gas range Cuisinière électrique ou à gaz	Mechanical refrigeration Réfrigération mécanique	Powered washing machine Lessiveuse mécanique	Electric vacuum cleaner Aspirateur électrique	Telephone Téléphone	Radio	Passenger automobile Automobile de tourisme
<b>BRITISH COLUMBIA - Con.-fin</b>									
<b>Urban - Régions urbaines</b>									
All households - Tous ménages .....	232,015	3.3	110,920	119,650	168,445	138,225	163,120	217,845	106,285
Owner - Propriétaires .....	158,555	3.4	72,725	88,800	129,435	107,890	119,360	151,085	79,945
Tenant - Locataires .....	73,460	3.0	38,195	30,850	39,010	30,335	43,760	66,760	26,340
One family households - Ménages unifamiliaux .....	186,975	3.4	89,290	102,010	148,685	118,500	135,755	179,160	94,950
Owner - Propriétaires .....	132,710	3.5	62,725	77,465	114,220	93,490	101,735	128,015	71,970
Tenant - Locataires .....	54,265	3.3	26,565	24,545	34,465	25,010	34,020	51,145	22,980
Multiple family households - Ménages multifamiliaux	11,050	6.4	5,485	5,825	9,385	7,450	9,120	10,635	5,330
Owner - Propriétaires .....	8,550	6.2	4,490	4,950	7,615	6,310	7,270	8,260	4,335
Tenant - Locataires .....	2,500	7.0	995	875	1,770	1,140	1,850	2,375	995
Non-family households - Ménages non familiaux .....	33,990	1.5	16,145	11,815	10,375	12,275	18,245	28,050	6,005
Owner - Propriétaires .....	17,295	1.5	5,510	6,385	7,600	8,090	10,355	14,810	3,640
Tenant - Locataires .....	16,695	1.4	10,635	5,430	2,775	4,185	7,890	13,240	2,365
<b>Vancouver</b>									
All households - Tous ménages .....	101,330	3.3	63,310	54,695	69,575	61,785	78,435	95,145	43,000
Owner - Propriétaires .....	63,885	3.5	38,185	38,195	52,985	46,455	53,760	61,325	31,100
Tenant - Locataires .....	37,445	2.9	25,125	16,500	16,590	15,330	24,675	33,820	11,900
One family households - Ménages unifamiliaux .....	78,665	3.4	48,910	44,665	59,695	51,260	62,795	75,460	37,635
Owner - Propriétaires .....	52,765	3.4	32,225	32,720	45,645	39,380	44,845	51,115	27,545
Tenant - Locataires .....	25,900	3.2	16,685	11,945	14,050	11,880	17,950	24,345	10,090
Multiple family households - Ménages multifamiliaux	6,125	6.7	3,705	3,280	5,100	4,160	5,370	5,920	2,750
Owner - Propriétaires .....	4,550	6.4	2,920	2,715	4,050	3,420	4,120	4,405	2,205
Tenant - Locataires .....	1,575	7.4	785	565	1,050	740	1,250	1,515	545
Non-family households - Ménages non familiaux .....	16,540	1.5	10,695	6,750	4,780	6,365	10,270	13,765	2,615
Owner - Propriétaires .....	6,570	1.6	3,040	2,760	3,290	3,655	4,795	5,805	1,350
Tenant - Locataires .....	9,970	1.5	7,655	3,990	1,490	2,710	5,475	7,960	1,265
<b>Victoria</b>									
All households - Tous ménages .....	15,790	3.1	7,765	6,595	9,270	9,630	11,640	15,020	6,665
Owner - Propriétaires .....	9,195	3.3	3,805	4,165	6,250	6,645	7,685	8,855	4,380
Tenant - Locataires .....	6,595	2.8	3,960	2,430	3,020	2,985	3,955	6,165	2,285
One family households - Ménages unifamiliaux .....	11,900	3.3	5,645	5,390	7,960	7,835	9,125	11,580	5,765
Owner - Propriétaires .....	7,205	3.4	3,025	3,430	5,325	5,440	6,160	7,045	3,775
Tenant - Locataires .....	4,695	3.1	2,620	1,960	2,635	2,395	2,965	4,535	1,990
Multiple family households - Ménages multifamiliaux	810	6.6	345	310	610	530	650	775	380
Owner - Propriétaires .....	615	6.2	275	270	485	455	520	580	315
Tenant - Locataires .....	195	7.6	--	--	125	--	130	195	--
Non-family households - Ménages non familiaux .....	3,080	1.5	1,775	895	700	1,265	1,865	2,665	520
Owner - Propriétaires .....	1,375	1.6	505	465	440	750	1,005	1,230	290
Tenant - Locataires .....	1,705	1.4	1,270	430	260	515	860	1,435	230

**TABLE 100. Households by number of families per household and tenure showing sex and age of household head, and first year of occupancy by present head, for provinces, rural, urban, and cities of 30,000 population and over, 1951**

**TABLEAU 100. Ménages selon le nombre de familles par ménage et le mode d'occupation, sexe et âge du chef de ménage et première année d'occupation par le chef actuel, provinces, régions rurales et urbaines, et cités de 30,000 et plus, 1951**

Household composition and tenure Composition du ménage et mode d'occupation	Total	Sex of household head Sexe du chef de ménage		Age of household head Âge du chef de ménage				Year of occupancy Année d'occupation			
		Male Homme	Female Femme	Under 35 Moins de 35 ans	35-44	45-64	65 and over 65 ans et plus	Before 1941 Avant 1941	1941-45	1946-49	1950-51 <sup>1</sup>
<b>CANADA</b>											
<b>All households - Tous ménages</b> .....	<b>3,409,295</b>	<b>2,987,780</b>	<b>421,515</b>	<b>782,915</b>	<b>808,255</b>	<b>1,254,855</b>	<b>563,270</b>	<b>1,068,345</b>	<b>560,045</b>	<b>1,049,920</b>	<b>730,985</b>
Owner - Propriétaires .....	2,236,955	1,990,160	246,795	376,115	520,965	904,980	434,895	861,515	377,475	685,140	312,825
Tenant - Locataires .....	1,172,340	997,620	174,720	406,800	287,290	349,875	128,375	206,830	182,570	364,780	418,160
<b>One family households - Ménages unifamiliaux</b> .....	<b>2,794,860</b>	<b>2,595,765</b>	<b>199,095</b>	<b>693,465</b>	<b>724,355</b>	<b>1,005,010</b>	<b>372,030</b>	<b>820,270</b>	<b>468,425</b>	<b>890,195</b>	<b>615,970</b>
Owner - Propriétaires .....	1,840,300	1,715,170	125,130	337,045	472,360	736,485	294,410	663,690	320,745	587,710	268,155
Tenant - Locataires .....	954,560	880,595	73,965	356,420	251,995	268,525	77,620	156,580	147,680	302,485	347,815
<b>Multiple family households - Ménages multifamiliaux</b> .....	<b>229,425</b>	<b>204,580</b>	<b>24,845</b>	<b>40,010</b>	<b>40,930</b>	<b>101,970</b>	<b>46,515</b>	<b>89,325</b>	<b>37,840</b>	<b>61,480</b>	<b>40,780</b>
Owner - Propriétaires .....	164,955	148,910	16,045	23,160	28,280	76,240	37,275	71,780	25,740	44,950	22,485
Tenant - Locataires .....	64,470	55,670	8,800	16,850	12,650	25,730	9,240	17,545	12,100	16,530	18,295
<b>Non-family households - Ménages non familiaux</b> .....	<b>385,010</b>	<b>187,435</b>	<b>197,575</b>	<b>49,440</b>	<b>42,970</b>	<b>147,875</b>	<b>144,725</b>	<b>158,750</b>	<b>53,780</b>	<b>98,245</b>	<b>74,235</b>
Owner - Propriétaires .....	231,700	126,080	105,620	15,910	20,325	92,255	103,210	126,045	30,990	52,480	22,185
Tenant - Locataires .....	153,310	61,355	91,955	33,530	22,645	55,620	41,515	32,705	22,790	45,765	52,050
<b>Rural - Régions rurales</b>											
<b>All households - Tous ménages</b> .....	<b>1,254,260</b>	<b>1,144,310</b>	<b>109,950</b>	<b>270,555</b>	<b>291,690</b>	<b>466,305</b>	<b>225,710</b>	<b>492,750</b>	<b>194,470</b>	<b>368,860</b>	<b>198,180</b>
Owner - Propriétaires .....	1,028,780	937,540	91,240	180,530	235,205	411,215	201,830	462,845	169,160	292,075	104,700
Tenant - Locataires .....	225,480	206,770	18,710	90,025	56,485	55,090	23,880	29,905	25,310	76,785	93,480
<b>One family households - Ménages unifamiliaux</b> .....	<b>1,039,340</b>	<b>979,265</b>	<b>60,075</b>	<b>242,540</b>	<b>265,940</b>	<b>380,950</b>	<b>149,910</b>	<b>387,025</b>	<b>166,450</b>	<b>316,770</b>	<b>169,095</b>
Owner - Propriétaires .....	849,230	798,670	50,560	161,940	213,995	337,175	136,120	364,210	145,130	250,805	89,085
Tenant - Locataires .....	190,110	180,595	9,515	80,600	51,945	43,775	13,790	22,815	21,320	65,965	80,010
<b>Multiple family households - Ménages multifamiliaux</b> .....	<b>60,625</b>	<b>56,535</b>	<b>4,090</b>	<b>8,755</b>	<b>9,590</b>	<b>27,285</b>	<b>14,995</b>	<b>34,055</b>	<b>7,850</b>	<b>12,960</b>	<b>5,760</b>
Owner - Propriétaires .....	54,950	51,245	3,705	7,000	8,330	25,295	14,325	32,950	7,150	11,235	3,615
Tenant - Locataires .....	5,675	5,290	385	1,755	1,260	1,990	670	1,105	700	1,725	2,145
<b>Non-family households - Ménages non familiaux</b> .....	<b>154,295</b>	<b>108,510</b>	<b>45,785</b>	<b>19,260</b>	<b>16,160</b>	<b>58,070</b>	<b>60,805</b>	<b>71,670</b>	<b>20,170</b>	<b>39,130</b>	<b>23,325</b>
Owner - Propriétaires .....	124,600	87,625	36,975	11,590	12,880	48,745	51,385	65,685	16,880	30,035	12,000
Tenant - Locataires .....	29,695	20,885	8,810	7,670	3,280	9,325	9,420	5,985	3,290	9,095	11,325
<b>Urban - Régions urbaines</b>											
<b>All households - Tous ménages</b> .....	<b>2,155,035</b>	<b>1,843,470</b>	<b>311,565</b>	<b>512,360</b>	<b>516,565</b>	<b>788,550</b>	<b>337,560</b>	<b>575,595</b>	<b>365,575</b>	<b>681,060</b>	<b>532,805</b>
Owner - Propriétaires .....	1,208,175	1,052,620	155,555	195,585	285,760	493,765	233,065	398,670	208,315	393,065	208,125
Tenant - Locataires .....	946,860	790,850	156,010	316,775	230,805	294,785	104,495	176,925	157,260	287,995	324,680
<b>One family households - Ménages unifamiliaux</b> .....	<b>1,755,520</b>	<b>1,616,500</b>	<b>139,020</b>	<b>450,925</b>	<b>458,415</b>	<b>624,060</b>	<b>222,120</b>	<b>433,245</b>	<b>301,975</b>	<b>573,425</b>	<b>446,875</b>
Owner - Propriétaires .....	991,070	916,500	74,570	175,105	258,365	399,310	158,290	299,480	175,615	336,905	179,070
Tenant - Locataires .....	764,450	700,000	64,450	275,820	200,050	224,750	63,830	133,765	126,360	236,520	267,805
<b>Multiple family households - Ménages multifamiliaux</b> .....	<b>168,800</b>	<b>148,045</b>	<b>20,755</b>	<b>31,255</b>	<b>31,340</b>	<b>74,685</b>	<b>31,520</b>	<b>55,270</b>	<b>29,990</b>	<b>48,520</b>	<b>35,020</b>
Owner - Propriétaires .....	110,005	97,665	12,340	16,160	19,950	50,945	22,950	38,830	18,590	33,715	18,870
Tenant - Locataires .....	58,795	50,380	8,415	15,095	11,390	23,740	8,570	16,440	11,400	14,805	16,150
<b>Non-family households - Ménages non familiaux</b> .....	<b>230,715</b>	<b>78,925</b>	<b>151,790</b>	<b>30,180</b>	<b>26,810</b>	<b>89,805</b>	<b>83,920</b>	<b>87,080</b>	<b>33,610</b>	<b>59,115</b>	<b>50,910</b>
Owner - Propriétaires .....	107,100	38,455	68,645	4,320	7,445	43,510	51,825	60,360	14,110	22,445	10,185
Tenant - Locataires .....	123,615	40,470	83,145	25,860	19,365	46,295	32,095	26,720	19,500	36,670	40,725
<b>NEWFOUNDLAND</b>											
<b>All households - Tous ménages</b> .....	<b>70,980</b>	<b>63,915</b>	<b>7,065</b>	<b>15,770</b>	<b>17,900</b>	<b>25,895</b>	<b>11,415</b>	<b>35,140</b>	<b>11,310</b>	<b>16,880</b>	<b>7,650</b>
Owner - Propriétaires .....	61,540	55,390	6,150	11,965	15,270	23,470	10,835	33,500	10,105	13,405	4,530
Tenant - Locataires .....	9,440	8,525	915	3,805	2,630	2,425	580	1,640	1,205	3,475	3,120
<b>One family households - Ménages unifamiliaux</b> .....	<b>59,110</b>	<b>54,540</b>	<b>4,570</b>	<b>14,365</b>	<b>16,235</b>	<b>20,790</b>	<b>7,720</b>	<b>27,460</b>	<b>10,040</b>	<b>14,830</b>	<b>6,780</b>
Owner - Propriétaires .....	50,980	47,005	3,975	10,975	13,840	18,820	7,345	26,205	8,965	11,790	4,020
Tenant - Locataires .....	8,130	7,535	595	3,390	2,395	1,970	375	1,255	1,075	3,040	2,760
<b>Multiple family households - Ménages multifamiliaux</b> .....	<b>7,640</b>	<b>6,965</b>	<b>675</b>	<b>955</b>	<b>1,055</b>	<b>3,420</b>	<b>2,210</b>	<b>4,790</b>	<b>905</b>	<b>1,430</b>	<b>515</b>
Owner - Propriétaires .....	6,740	6,165	575	685	885	3,080	2,090	4,500	810	1,115	315
Tenant - Locataires .....	900	800	100	270	170	340	120	290	--	315	200
<b>Non-family households - Ménages non familiaux</b> .....	<b>4,230</b>	<b>2,410</b>	<b>1,820</b>	<b>450</b>	<b>610</b>	<b>1,685</b>	<b>1,485</b>	<b>2,890</b>	<b>365</b>	<b>620</b>	<b>355</b>
Owner - Propriétaires .....	3,820	2,220	1,600	305	545	1,570	1,400	2,795	330	500	195
Tenant - Locataires .....	410	190	220	145	--	115	--	--	--	120	160

1. Up to June 1, 1951. - Jusqu'au 1<sup>er</sup> juin 1951.

**TABLE 100. Households by number of families per household and tenure showing sex and age of household head, and first year of occupancy by present head, for provinces, rural, urban, and cities of 30,000 population and over, 1951 - Continued**  
**TABLEAU 100. Ménages selon le nombre de familles par ménage et le mode d'occupation, sexe et âge du chef de ménage et première année d'occupation par le chef actuel, provinces, régions rurales et urbaines, et cités de 30,000 et plus, 1951 - suite**

Household composition and tenure Composition du ménage et mode d'occupation	Total	Sex of household head Sexe du chef de ménage		Age of household head Âge du chef de ménage				Year of occupancy Année d'occupation			
		Male Homme	Female Femme	Under 35 Moins de 35 ans	35-44	45-64	65 and over 65 ans et plus	Before 1941 Avant 1941	1941-45	1946-49	1950-51 <sup>1</sup>
<b>NEWFOUNDLAND - Con.-fin</b>											
<b>Rural - Régions rurales</b>											
All households - Tous ménages .....	41,245	37,445	3,800	8,465	10,115	15,290	7,375	22,930	6,630	8,490	3,195
Owner - Propriétaires .....	39,435	35,775	3,660	7,680	9,575	14,880	7,300	22,735	6,370	7,380	2,450
Tenant - Locataires .....	1,810	1,670	140	785	540	410	--	195	260	610	745
One family households - Ménages unifamiliaux .....	34,500	31,885	2,615	7,740	9,205	12,455	5,100	18,130	6,040	7,530	2,800
Owner - Propriétaires .....	32,890	30,370	2,520	7,945	8,710	12,100	5,035	17,970	5,810	6,975	2,135
Tenant - Locataires .....	1,610	1,515	--	695	495	355	--	160	230	555	665
Multiple family households - Ménages multifamiliaux .....	4,120	3,375	245	450	500	1,330	1,340	2,890	405	605	220
Owner - Propriétaires .....	4,015	3,770	245	410	475	1,795	1,335	2,875	385	575	150
Tenant - Locataires .....	105	105	--	--	--	--	--	--	--	--	--
Non-family households - Ménages non familiaux .....	2,625	1,685	940	275	410	1,005	935	1,910	135	355	175
Owner - Propriétaires .....	2,530	1,635	895	225	390	995	930	1,890	175	330	135
Tenant - Locataires .....	--	--	--	--	--	--	--	--	--	--	--
<b>Urban - Régions urbaines</b>											
All households - Tous ménages .....	29,735	26,470	3,265	7,305	7,785	10,605	4,040	12,210	4,680	8,390	4,455
Owner - Propriétaires .....	22,105	19,615	2,490	4,285	5,695	8,590	3,535	10,765	3,735	5,525	2,090
Tenant - Locataires .....	7,630	6,855	775	3,020	2,090	2,015	505	1,445	945	2,865	2,375
One family households - Ménages unifamiliaux .....	24,610	22,655	1,955	6,625	7,030	8,335	2,620	9,330	4,000	7,300	3,980
Owner - Propriétaires .....	18,090	16,635	1,455	3,930	5,130	6,720	2,310	8,235	3,155	4,815	1,835
Tenant - Locataires .....	6,520	6,020	500	2,695	1,900	1,615	310	1,095	845	2,485	2,095
Multiple family households - Ménages multifamiliaux .....	3,520	3,090	430	505	555	1,590	870	1,900	500	325	295
Owner - Propriétaires .....	2,725	2,395	330	275	410	1,285	755	1,625	425	540	135
Tenant - Locataires .....	795	695	100	230	145	305	115	275	--	285	160
Non-family households - Ménages non familiaux .....	1,605	725	880	175	200	680	550	980	180	265	180
Owner - Propriétaires .....	1,290	585	705	--	155	585	470	905	155	170	--
Tenant - Locataires .....	315	140	175	--	--	--	--	--	--	--	120
<b>St. John's</b>											
All households - Tous ménages .....	10,570	8,890	1,680	2,325	2,700	3,910	1,635	4,240	1,520	3,110	1,700
Owner - Propriétaires .....	6,520	5,450	1,070	905	1,610	2,755	1,250	3,325	1,025	1,550	620
Tenant - Locataires .....	4,050	3,440	610	1,420	1,090	1,155	385	915	495	1,560	1,080
One family households - Ménages unifamiliaux .....	8,490	7,530	960	2,030	2,345	3,055	1,060	3,095	1,250	2,670	1,475
Owner - Propriétaires .....	5,105	4,545	560	795	1,355	2,140	815	2,415	810	1,335	545
Tenant - Locataires .....	3,385	2,985	400	1,235	990	915	245	680	440	1,335	930
Multiple family households - Ménages multifamiliaux .....	1,375	1,140	235	225	260	560	330	695	200	340	140
Owner - Propriétaires .....	915	745	170	--	190	375	260	525	155	175	--
Tenant - Locataires .....	460	395	--	135	--	185	--	170	--	165	--
Non-family households - Ménages non familiaux .....	705	220	485	--	--	295	245	450	--	100	--
Owner - Propriétaires .....	500	160	340	--	--	240	175	385	--	--	--
Tenant - Locataires .....	205	--	145	--	--	--	--	--	--	--	--
<b>PRINCE EDWARD ISLAND</b>											
All households - Tous ménages .....	22,455	19,755	2,700	4,130	5,010	8,140	5,175	11,470	2,840	5,360	2,785
Owner - Propriétaires .....	18,305	16,170	2,135	2,740	3,855	7,005	4,705	10,740	2,305	4,080	1,180
Tenant - Locataires .....	4,150	3,585	565	1,390	1,155	1,135	470	730	535	1,280	1,605
One family households - Ménages unifamiliaux .....	18,230	16,730	1,500	3,785	4,495	6,540	3,410	8,730	2,410	4,595	2,495
Owner - Propriétaires .....	14,725	13,475	1,250	2,485	3,450	5,660	3,130	8,195	1,970	3,510	1,050
Tenant - Locataires .....	3,505	3,255	250	1,300	1,045	880	280	535	440	1,085	1,445
Multiple family households - Ménages multifamiliaux .....	1,495	1,355	140	170	235	600	490	1,010	165	240	--
Owner - Propriétaires .....	1,270	1,185	--	130	175	505	460	950	125	165	--
Tenant - Locataires .....	225	170	--	--	--	--	--	--	--	--	--
Non-family households - Ménages non familiaux .....	2,730	1,670	1,060	175	280	1,000	1,275	1,730	265	525	210
Owner - Propriétaires .....	2,310	1,510	800	125	230	840	1,115	1,595	210	405	100
Tenant - Locataires .....	420	160	260	--	--	160	160	135	--	120	110

1. Up to June 1, 1951. - Jusqu'au 1<sup>er</sup> juin 1951.

**TABLE 100. Households by number of families per household and tenure showing sex and age of household head, and first year of occupancy by present head, for provinces, rural, urban, and cities of 30,000 population and over, 1951 - Continued**  
**TABLEAU 100. Ménages selon le nombre de familles par ménage et le mode d'occupation, sexe et âge du chef de ménage et première année d'occupation par le chef actuel, provinces, régions rurales et urbaines, et cités de 30,000 et plus, 1951 - suite**

Household composition and tenure Composition du ménage et mode d'occupation	Total	Sex of household head Sexe du chef de ménage		Age of household head Âge du chef de ménage				Year of occupancy Année d'occupation			
		Male Homme	Female Femme	Under 35 Moins de 35 ans	35-44	45-64	65 and over 65 ans et plus	Before 1941 Avant 1941	1941-45	1946-49	1950-51 <sup>1</sup>
		<b>PRINCE EDWARD ISLAND - Con.-fin</b>									
<b>Rural - Régions rurales</b>											
All households - Tous ménages .....	16,880	15,145	1,735	2,995	3,590	6,195	4,100	9,615	2,035	3,705	1,525
Owner - Propriétaires .....	15,325	13,720	1,605	2,400	3,160	5,850	3,915	9,335	1,885	3,250	855
Tenant - Locataires .....	1,555	1,425	130	595	430	345	185	280	150	455	670
One family households - Ménages unifamiliaux .....	13,725	12,675	1,050	2,735	3,215	5,050	2,725	7,405	1,750	3,195	1,375
Owner - Propriétaires .....	12,355	11,370	985	2,155	2,810	4,765	2,625	7,205	1,625	2,790	735
Tenant - Locataires .....	1,370	1,305	--	580	405	285	100	200	125	405	640
Multiple family households - Ménages multifamiliaux	1,065	1,010	--	130	125	400	410	830	100	115	--
Owner - Propriétaires .....	1,040	985	--	125	125	385	405	825	--	100	--
Tenant - Locataires .....	--	--	--	--	--	--	--	--	--	--	--
Non-family households - Ménages non familiaux .....	2,090	1,460	630	130	250	745	965	1,380	185	395	130
Owner - Propriétaires .....	1,930	1,365	565	120	225	700	885	1,305	165	360	100
Tenant - Locataires .....	160	--	--	--	--	--	--	--	--	--	--
<b>Urban - Régions urbaines</b>											
All households - Tous ménages .....	5,575	4,610	965	1,135	1,420	1,945	1,075	1,855	805	1,655	1,260
Owner - Propriétaires .....	2,980	2,450	530	340	695	1,155	790	1,405	420	830	325
Tenant - Locataires .....	2,595	2,160	435	795	725	790	285	450	385	825	935
One family households - Ménages unifamiliaux .....	4,505	4,055	450	1,050	1,280	1,490	685	1,325	660	1,400	1,120
Owner - Propriétaires .....	2,370	2,105	265	330	640	895	505	990	345	720	315
Tenant - Locataires .....	2,135	1,950	185	720	640	595	180	335	315	680	805
Multiple family households - Ménages multifamiliaux	430	345	--	--	110	200	--	180	--	125	--
Owner - Propriétaires .....	230	200	--	--	--	120	--	125	--	--	--
Tenant - Locataires .....	200	145	--	--	--	--	--	--	--	--	--
Non-family households - Ménages non familiaux .....	640	210	430	--	--	255	310	350	--	130	--
Owner - Propriétaires .....	380	145	235	--	--	140	230	290	--	--	--
Tenant - Locataires .....	260	--	195	--	--	115	--	--	--	--	--
<b>NOVA SCOTIA</b>											
All households - Tous ménages .....	149,555	127,870	21,685	32,040	35,870	51,985	29,660	66,320	20,885	39,880	22,470
Owner - Propriétaires .....	113,945	97,975	15,970	18,405	26,770	42,845	25,925	59,995	16,750	27,790	9,410
Tenant - Locataires .....	35,610	29,895	5,715	13,635	9,100	9,140	3,735	6,325	4,135	12,090	13,060
One family households - Ménages unifamiliaux .....	121,120	109,285	11,835	29,035	32,095	40,720	19,270	49,545	17,860	34,380	19,335
Owner - Propriétaires .....	91,535	82,760	8,775	16,770	23,985	33,755	17,025	44,920	14,485	23,985	8,145
Tenant - Locataires .....	29,585	26,525	3,060	12,265	8,110	6,965	2,245	4,625	3,375	10,395	11,190
Multiple family households - Ménages multifamiliaux	11,625	10,115	1,510	1,640	2,065	4,895	3,025	6,665	1,375	2,440	1,145
Owner - Propriétaires .....	9,455	8,315	1,140	990	1,630	4,100	2,735	6,005	1,115	1,810	525
Tenant - Locataires .....	2,170	1,800	370	650	435	795	290	660	260	630	620
Non-family households - Ménages non familiaux .....	16,810	8,470	8,340	1,365	1,710	6,370	7,365	10,110	1,650	3,060	1,990
Owner - Propriétaires .....	12,955	6,900	6,055	645	1,155	4,990	6,165	9,070	1,150	1,995	740
Tenant - Locataires .....	3,855	1,570	2,285	720	555	1,380	1,200	1,040	500	1,065	1,250
<b>Rural - Régions rurales</b>											
All households - Tous ménages .....	71,125	61,560	9,565	13,265	15,800	25,160	16,900	37,190	9,390	17,200	7,345
Owner - Propriétaires .....	62,865	54,400	8,465	10,040	13,595	23,315	15,915	35,815	8,460	14,305	4,285
Tenant - Locataires .....	8,260	7,160	1,100	3,225	2,205	1,845	985	1,375	930	2,895	3,060
One family households - Ménages unifamiliaux .....	57,140	51,660	5,480	12,245	14,180	19,865	10,850	27,780	8,080	14,925	6,355
Owner - Propriétaires .....	50,010	45,225	4,785	9,225	12,155	18,340	10,290	26,755	7,295	12,320	3,640
Tenant - Locataires .....	7,130	6,435	695	3,020	2,025	1,525	560	1,025	785	2,605	2,715
Multiple family households - Ménages multifamiliaux	4,680	4,215	465	485	755	1,895	1,545	3,250	460	760	210
Owner - Propriétaires .....	4,405	4,005	400	400	670	1,820	1,515	3,185	425	660	135
Tenant - Locataires .....	275	210	--	--	--	--	--	--	--	100	--
Non-family households - Ménages non familiaux .....	9,305	5,685	3,620	535	865	3,400	4,505	6,160	850	1,515	780
Owner - Propriétaires .....	8,450	5,170	3,280	415	770	3,155	4,110	5,875	740	1,325	510
Tenant - Locataires .....	855	515	340	120	--	245	395	285	110	190	270

1. Up to June 1, 1951. - Jusqu'au 1<sup>er</sup> juin 1951.

TABLE 100. Households by number of families per household and tenure showing sex and age of household head, and first year of occupancy by present head, for provinces, rural, urban, and cities of 30,000 population and over, 1951 - Continued

TABLEAU 100. Ménages selon le nombre de familles par ménage et le mode d'occupation, sexe et âge du chef de ménage et première année d'occupation par le chef actuel, provinces, régions rurales et urbaines, et cités de 30,000 et plus, 1951 - suite

Household composition and tenure Composition du ménage et mode d'occupation	Total	Sex of household head Sexe du chef de ménage		Age of household head Âge du chef de ménage				Year of occupancy Année d'occupation			
		Male Homme	Female Femme	Under 35 Moins de 35 ans	35-44	45-64	65 and over 65 ans et plus	Before 1941 Avant 1941	1941-45	1946-49	1950-51 <sup>1</sup>
<b>NOVA SCOTIA - Con.-fin</b>											
<b>Urban - Régions urbaines</b>											
All households - Tous ménages .....	76,430	66,310	12,120	18,775	20,070	26,825	12,760	29,130	11,495	22,680	15,125
Owner - Propriétaires .....	51,080	43,575	7,505	8,365	13,175	19,530	10,010	24,180	8,290	13,485	5,125
Tenant - Locataires .....	27,350	22,735	4,615	10,410	6,895	7,295	2,750	4,950	3,205	9,195	10,000
One family households - Ménages unifamiliaux .....	63,980	57,625	6,355	16,790	17,915	20,855	8,420	21,765	9,780	19,455	12,980
Owner - Propriétaires .....	41,525	37,535	3,990	7,545	11,830	15,415	6,735	18,165	7,190	11,665	4,505
Tenant - Locataires .....	22,455	20,090	2,365	9,245	6,085	5,440	1,685	3,600	2,590	7,790	8,475
Multiple family households - Ménages multifamiliaux	6,945	5,900	1,045	1,155	1,310	3,000	1,480	3,415	915	1,680	935
Owner - Propriétaires .....	5,050	4,310	740	590	960	2,280	1,220	2,820	690	1,150	390
Tenant - Locataires .....	1,895	1,590	305	565	350	720	260	595	225	530	545
Non-family households - Ménages non familiaux .....	7,505	2,785	4,720	830	845	2,970	2,860	3,950	800	1,545	1,210
Owner - Propriétaires .....	4,505	1,730	2,775	230	385	1,835	2,055	3,195	410	670	230
Tenant - Locataires .....	3,000	1,055	1,945	600	460	1,135	805	755	390	875	980
<b>Halifax</b>											
All households - Tous ménages .....	18,710	15,300	3,410	4,915	4,725	6,620	2,450	5,750	2,810	5,595	4,555
Owner - Propriétaires .....	8,785	7,390	1,395	1,485	2,185	3,695	1,420	3,545	1,615	2,445	1,180
Tenant - Locataires .....	9,925	7,910	2,015	3,430	2,540	2,925	1,030	2,205	1,195	3,150	3,375
One family households - Ménages unifamiliaux .....	14,590	13,000	1,590	4,065	4,030	5,025	1,470	4,115	2,240	4,550	3,685
Owner - Propriétaires .....	6,855	6,200	655	1,250	1,865	2,865	875	2,525	1,320	2,025	985
Tenant - Locataires .....	7,735	6,800	935	2,815	2,165	2,160	595	1,590	920	2,525	2,700
Multiple family households - Ménages multifamiliaux	1,970	1,655	315	455	385	780	350	750	310	550	360
Owner - Propriétaires .....	1,155	965	190	185	265	465	240	485	180	325	165
Tenant - Locataires .....	815	690	125	270	120	315	110	265	130	225	195
Non-family households - Ménages non familiaux .....	2,150	645	1,505	395	310	815	630	885	260	495	510
Owner - Propriétaires .....	775	225	550	--	--	365	305	535	115	--	--
Tenant - Locataires .....	1,375	420	955	345	255	450	325	350	145	400	480
<b>Sydney</b>											
All households - Tous ménages .....	6,325	5,575	750	1,255	1,755	2,315	1,000	2,365	1,255	1,670	1,035
Owner - Propriétaires .....	4,350	3,830	520	590	1,180	1,745	835	1,985	950	995	420
Tenant - Locataires .....	1,975	1,745	230	665	575	570	165	380	305	675	615
One family households - Ménages unifamiliaux .....	5,125	4,695	430	1,085	1,525	1,800	715	1,810	1,105	1,360	850
Owner - Propriétaires .....	3,485	3,195	290	515	1,010	1,355	605	1,500	850	775	360
Tenant - Locataires .....	1,640	1,500	140	570	515	445	110	310	255	585	490
Multiple family households - Ménages multifamiliaux	875	745	130	160	200	355	160	375	100	255	145
Owner - Propriétaires .....	640	535	105	--	155	280	135	330	--	185	--
Tenant - Locataires .....	235	210	--	--	--	--	--	--	--	--	105
Non-family households - Ménages non familiaux .....	325	135	190	--	--	160	125	180	--	--	--
Owner - Propriétaires .....	225	100	125	--	--	110	--	155	--	--	--
Tenant - Locataires .....	100	--	--	--	--	--	--	--	--	--	--
<b>NEW BRUNSWICK</b>											
All households - Tous ménages .....	114,010	100,635	13,375	26,505	27,095	40,770	19,640	45,245	16,875	32,540	19,350
Owner - Propriétaires .....	81,210	72,465	8,745	14,785	19,130	31,205	16,090	38,915	12,595	21,855	7,845
Tenant - Locataires .....	32,800	28,170	4,630	11,720	7,965	9,565	3,550	6,330	4,280	10,685	11,505
One family households - Ménages unifamiliaux .....	94,650	87,700	6,950	24,375	24,565	33,070	12,640	34,510	14,690	28,580	16,870
Owner - Propriétaires .....	66,770	62,095	4,675	13,480	17,395	25,330	10,565	29,625	11,035	19,295	6,815
Tenant - Locataires .....	27,880	25,605	2,275	10,895	7,170	7,740	2,075	4,885	3,655	9,285	10,055
Multiple family households - Ménages multifamiliaux	8,245	7,535	710	1,200	1,360	3,445	2,240	4,700	1,005	1,670	870
Owner - Propriétaires .....	6,660	6,150	510	835	1,025	2,865	1,935	4,215	785	1,280	380
Tenant - Locataires .....	1,585	1,385	200	365	335	580	305	485	220	390	490
Non-family households - Ménages non familiaux .....	11,115	5,400	5,715	930	1,170	4,255	4,760	6,035	1,180	2,290	1,610
Owner - Propriétaires .....	7,780	4,220	3,560	470	710	3,010	3,590	5,075	775	1,280	650
Tenant - Locataires .....	3,335	1,180	2,155	460	460	1,245	1,170	960	405	1,010	960

1. Up to June 1, 1951. - Jusqu'au 1<sup>er</sup> juin 1951.

TABLE 100. Households by number of families per household and tenure showing sex and age of household head, and first year of occupancy by present head; for provinces, rural, urban, and cities of 30,000 population and over, 1951 - Continued

TABLEAU 100. Ménages selon le nombre de familles par ménage et le mode d'occupation, sexe et âge du chef de ménage et première année d'occupation par le chef actuel, provinces, régions rurales et urbaines, et cités de 30,000 et plus, 1951 - suite

Household composition and tenure Composition du ménage et mode d'occupation	Total	Sex of household head Sexe du chef de ménage		Age of household head Âge du chef de ménage				Year of occupancy Année d'occupation			
		Male Homme	Female Femme	Under 35 Moins de 35 ans	35-44	45-64	65 and over 65 ans et plus	Before 1941 Avant 1941	1941-45	1946-49	1950-51 <sup>1</sup>
<b>NEW BRUNSWICK - Con.-fin</b>											
<b>Rural - Régions rurales</b>											
All households - Tous ménages .....	62,225	56,645	5,580	13,495	14,405	22,565	11,460	29,045	9,255	16,175	7,750
Owner - Propriétaires .....	54,710	49,820	4,890	10,385	12,780	20,885	10,660	27,920	8,460	13,790	4,540
Tenant - Locataires .....	7,515	6,825	690	3,110	1,925	1,680	800	1,125	795	2,385	3,210
One family households - Ménages unifamiliaux .....	51,630	48,300	3,330	12,335	13,355	18,445	7,495	22,445	8,160	14,325	6,700
Owner - Propriétaires .....	45,065	42,170	2,895	9,370	11,590	17,075	7,030	21,580	7,465	12,195	3,825
Tenant - Locataires .....	6,565	6,130	435	2,965	1,765	1,370	465	865	695	2,130	2,875
Multiple family households - Ménages multifamiliaux .....	4,995	4,685	310	710	800	2,005	1,480	3,245	570	830	350
Owner - Propriétaires .....	4,675	4,395	280	630	720	1,925	1,400	3,175	520	750	230
Tenant - Locataires .....	320	290	--	--	--	--	--	--	--	--	120
Non-family households - Ménages non familiaux .....	5,600	3,660	1,940	450	550	2,115	2,485	3,355	525	1,020	700
Owner - Propriétaires .....	4,970	3,255	1,715	385	470	1,885	2,230	3,165	475	845	485
Tenant - Locataires .....	630	405	225	--	--	230	255	190	--	175	215
<b>Urban - Régions urbaines</b>											
All households - Tous ménages .....	51,785	43,990	7,795	13,010	12,390	18,205	8,180	16,200	7,620	16,365	11,600
Owner - Propriétaires .....	26,500	22,645	3,855	4,400	6,350	10,320	5,430	10,995	4,135	8,065	3,305
Tenant - Locataires .....	25,285	21,345	3,940	8,610	6,040	7,885	2,750	5,205	3,485	8,300	8,295
One family households - Ménages unifamiliaux .....	43,020	39,400	3,620	12,040	11,210	14,625	5,145	12,065	6,530	14,255	10,170
Owner - Propriétaires .....	21,705	19,925	1,780	4,110	5,805	8,255	3,535	8,045	3,570	7,100	2,990
Tenant - Locataires .....	21,315	19,475	1,840	7,930	5,405	6,370	1,610	4,020	2,960	7,155	7,180
Multiple family households - Ménages multifamiliaux .....	3,250	2,850	400	490	560	1,440	760	1,455	435	840	520
Owner - Propriétaires .....	1,985	1,755	230	205	305	940	535	1,040	265	530	150
Tenant - Locataires .....	1,265	1,095	170	285	255	500	225	415	170	310	370
Non-family households - Ménages non familiaux .....	5,515	1,740	3,775	480	620	2,140	2,275	2,680	655	1,270	910
Owner - Propriétaires .....	2,810	965	1,845	--	240	1,125	1,360	1,910	300	435	165
Tenant - Locataires .....	2,705	775	1,930	395	380	1,015	915	770	355	835	745
<b>Saint John</b>											
All households - Tous ménages .....	13,180	10,465	2,715	3,220	2,805	4,840	2,315	4,445	1,975	3,670	3,090
Owner - Propriétaires .....	2,910	2,180	730	220	560	1,265	865	1,600	400	660	250
Tenant - Locataires .....	10,270	8,285	1,985	3,000	2,245	3,575	1,450	2,845	1,575	3,010	2,840
One family households - Ménages unifamiliaux .....	10,520	9,365	1,155	2,925	2,555	3,685	1,355	3,235	1,665	3,030	2,590
Owner - Propriétaires .....	2,170	1,870	300	205	505	935	525	1,075	320	555	220
Tenant - Locataires .....	8,350	7,495	855	2,720	2,050	2,750	830	2,160	1,345	2,475	2,370
Multiple family households - Ménages multifamiliaux .....	755	635	120	120	105	360	170	345	--	165	160
Owner - Propriétaires .....	195	165	--	--	--	100	--	120	--	--	--
Tenant - Locataires .....	560	470	--	115	--	260	110	225	--	130	140
Non-family households - Ménages non familiaux .....	1,905	465	1,440	175	145	795	790	865	225	475	340
Owner - Propriétaires .....	545	145	400	--	--	230	280	405	--	--	--
Tenant - Locataires .....	1,360	320	1,040	165	120	565	510	460	165	405	330
<b>QUÉBEC</b>											
All households - Tous ménages .....	858,785	762,150	96,635	216,725	219,915	313,225	108,920	261,370	154,365	250,950	192,100
Owner - Propriétaires .....	416,960	379,790	37,170	74,985	106,065	171,160	64,750	164,105	70,355	124,175	58,325
Tenant - Locataires .....	441,825	382,360	59,465	141,740	113,850	142,065	44,170	97,265	84,010	126,775	133,775
One family households - Ménages unifamiliaux .....	729,945	679,385	50,560	194,590	198,675	258,630	78,050	210,285	133,100	219,670	166,890
Owner - Propriétaires .....	357,870	336,065	21,805	67,640	97,550	145,035	47,645	132,895	62,215	110,540	52,220
Tenant - Locataires .....	372,075	343,320	28,755	126,950	101,125	113,595	30,405	77,390	70,885	109,130	114,670
Multiple family households - Ménages multifamiliaux .....	59,605	52,795	6,810	11,180	10,465	26,370	11,590	24,605	10,565	14,340	10,095
Owner - Propriétaires .....	31,170	28,490	2,680	4,475	5,460	14,160	7,075	15,850	4,655	7,545	3,120
Tenant - Locataires .....	28,435	24,305	4,130	6,705	5,005	12,210	4,515	8,755	5,910	6,795	6,975
Non-family households - Ménages non familiaux .....	69,235	29,970	39,265	10,955	10,775	28,225	19,280	26,480	10,700	16,940	15,115
Owner - Propriétaires .....	27,920	15,235	12,685	2,870	3,055	11,965	10,030	15,360	3,485	6,090	2,985
Tenant - Locataires .....	41,315	14,735	26,580	8,085	7,720	16,260	9,250	11,120	7,215	10,850	12,130

1. Up to June 1, 1951. - Jusqu'au 1<sup>er</sup> juin 1951.

**TABLE 100. Households by number of families per household and tenure showing sex and age of household head, and first year of occupancy by present head, for provinces, rural, urban, and cities of 30,000 population and over, 1951 - Continued**

**TABLEAU 100. Ménages selon le nombre de familles par ménage et le mode d'occupation, sexe et âge du chef de ménage et première année d'occupation par le chef actuel, provinces, régions rurales et urbaines, et cités de 30,000 et plus, 1951 - suite**

Household composition and tenure Composition du ménage et mode d'occupation	Total	Sex of household head Sexe du chef de ménage		Age of household head Âge du chef de ménage				Year of occupancy Année d'occupation			
		Male Homme	Female Femme	Under 35 Moins de 35 ans	35-44	45-64	65 and over 65 ans et plus	Before 1941 Avant 1941	1941-45	1946-49	1950-51 <sup>1</sup>
<b>QUÉBEC - Con. - suite</b>											
<b>Rural - Régions rurales</b>											
All households - Tous ménages .....	255,385	236,565	18,820	60,655	64,290	93,220	37,220	104,060	40,880	73,540	36,905
Owner - Propriétaires .....	215,435	199,945	15,490	44,210	54,830	84,155	32,240	99,015	36,440	59,505	20,475
Tenant - Locataires .....	39,950	36,620	3,330	16,445	9,460	9,065	4,980	5,045	4,440	14,035	16,430
One family households - Ménages unifamiliaux .....	219,690	208,360	11,330	54,790	59,145	78,635	27,120	85,450	36,160	65,325	32,755
Owner - Propriétaires .....	184,650	174,965	9,685	39,465	50,315	71,255	23,615	81,425	32,375	52,815	18,035
Tenant - Locataires .....	35,040	33,395	1,645	15,325	8,830	7,380	3,505	4,025	3,785	12,510	14,720
Multiple family households - Ménages multifamiliaux	16,800	15,735	1,065	2,895	2,995	7,195	3,715	10,045	2,150	3,375	1,230
Owner - Propriétaires .....	15,705	14,695	1,010	2,575	2,765	6,815	3,550	9,800	1,975	3,080	850
Tenant - Locataires .....	1,095	1,040	--	320	230	380	165	245	175	295	380
Non-family households - Ménages non familiaux .....	18,895	12,470	6,425	2,970	2,150	7,390	6,385	8,565	2,570	4,840	2,920
Owner - Propriétaires .....	15,080	10,285	4,795	2,170	1,750	6,085	5,075	7,790	2,090	3,610	1,590
Tenant - Locataires .....	3,815	2,185	1,630	800	400	1,305	1,310	775	480	1,230	1,330
<b>Urban - Régions urbaines</b>											
All households - Tous ménages .....	603,400	525,585	77,815	156,070	155,625	220,005	71,700	157,310	113,485	177,410	155,195
Owner - Propriétaires .....	201,525	179,845	21,680	30,775	51,235	87,005	32,510	65,090	33,915	64,670	37,850
Tenant - Locataires .....	401,875	345,740	56,135	125,295	104,390	133,000	39,190	92,220	79,570	112,740	117,345
One family households - Ménages unifamiliaux .....	510,255	471,025	39,230	139,800	139,530	179,995	50,930	124,835	96,940	154,345	134,135
Owner - Propriétaires .....	173,220	161,100	12,120	28,175	47,235	73,780	24,030	51,470	29,840	57,725	34,185
Tenant - Locataires .....	337,035	309,925	27,110	111,625	92,295	106,215	26,900	73,365	67,100	96,620	99,950
Multiple family households - Ménages multifamiliaux	42,805	37,060	5,745	8,285	7,470	19,175	7,875	14,560	8,415	10,965	8,865
Owner - Propriétaires .....	15,465	13,795	1,670	1,900	2,695	7,345	3,525	6,050	2,680	4,465	2,270
Tenant - Locataires .....	27,340	23,265	4,075	6,385	4,775	11,830	4,350	8,510	5,735	6,500	6,595
Non-family households - Ménages non familiaux .....	50,340	17,500	32,840	7,985	8,625	20,835	12,895	17,915	8,130	12,100	12,195
Owner - Propriétaires .....	12,840	4,950	7,890	700	1,305	5,880	4,955	7,570	1,395	2,480	1,395
Tenant - Locataires .....	37,500	12,550	24,950	7,285	7,320	14,955	7,940	10,345	6,735	9,620	10,800
<b>Hull</b>											
All households - Tous ménages .....	9,325	8,335	990	3,020	2,305	3,050	950	2,550	1,585	2,935	2,255
Owner - Propriétaires .....	4,175	3,705	470	800	995	1,795	585	1,695	660	1,195	625
Tenant - Locataires .....	5,150	4,630	520	2,220	1,310	1,255	365	855	925	1,740	1,630
One family households - Ménages unifamiliaux .....	7,940	7,350	590	2,770	2,060	2,435	675	1,930	1,365	2,650	1,995
Owner - Propriétaires .....	3,420	3,125	295	700	870	1,455	395	1,265	570	1,050	535
Tenant - Locataires .....	4,520	4,225	295	2,070	1,190	980	280	665	795	1,600	1,460
Multiple family households - Ménages multifamiliaux	935	820	115	175	165	415	180	435	180	180	140
Owner - Propriétaires .....	535	480	--	--	--	240	130	290	--	115	--
Tenant - Locataires .....	400	340	--	105	--	175	--	145	--	--	--
Non-family households - Ménages non familiaux .....	450	165	285	--	--	200	--	185	--	105	120
Owner - Propriétaires .....	220	100	120	--	--	100	--	140	--	--	--
Tenant - Locataires .....	230	--	165	--	--	100	--	--	--	--	--
<b>Montréal</b>											
All households - Tous ménages .....	247,485	206,745	40,740	56,570	62,035	98,125	30,755	72,040	50,955	63,710	60,780
Owner - Propriétaires .....	43,215	37,415	5,800	4,865	9,615	20,480	8,255	13,745	6,130	12,615	10,725
Tenant - Locataires .....	204,270	169,330	34,940	51,705	52,420	77,645	22,500	58,295	44,825	51,095	50,055
One family households - Ménages unifamiliaux .....	196,490	177,795	18,695	47,370	52,645	75,860	20,615	55,375	41,175	51,400	48,540
Owner - Propriétaires .....	35,170	32,140	3,030	4,170	8,545	16,625	5,830	10,185	5,070	10,690	9,225
Tenant - Locataires .....	161,320	145,655	15,665	43,200	44,100	59,235	14,785	45,190	36,105	40,710	39,315
Multiple family households - Ménages multifamiliaux	22,610	19,255	3,355	4,455	3,810	10,355	3,990	7,595	4,740	5,435	4,840
Owner - Propriétaires .....	4,495	3,985	510	550	680	2,215	1,050	1,540	710	1,275	970
Tenant - Locataires .....	18,115	15,270	2,845	3,905	3,130	8,140	2,940	6,055	4,030	4,160	3,870
Non-family households - Ménages non familiaux .....	28,385	9,695	18,690	4,745	5,580	11,910	6,150	9,070	5,040	6,875	7,400
Owner - Propriétaires .....	3,550	1,290	2,260	145	390	1,640	1,375	2,020	3,350	650	530
Tenant - Locataires .....	24,835	8,405	16,430	4,600	5,190	10,270	4,775	7,050	4,690	6,225	6,870

1. Up to June 1, 1951. - Jusqu'au 1<sup>er</sup> juin 1951.

TABLE 100. Households by number of families per household and tenure showing sex and age of household head, and first year of occupancy by present head, for provinces, rural, urban, and cities of 30,000 population and over, 1951 - Continued

TABLEAU 100. Ménages selon le nombre de familles par ménage et le mode d'occupation, sexe et âge du chef de ménage et première année d'occupation par le chef actuel, provinces, régions rurales et urbaines, et cités de 30,000 et plus, 1951 - suite

Household composition and tenure Composition du ménage et mode d'occupation	Total	Sex of household head Sexe du chef de ménage		Age of household head Âge du chef de ménage				Year of occupancy Année d'occupation			
		Male Homme	Female Femme	Under 35 Moins de 35 ans	35-44	45-64	65 and over 65 ans et plus	Before 1941 Avant 1941	1941-45	1946-49	1950-51 <sup>1</sup>
<b>QUÉBEC - Con. - suite</b>											
<b>Outremont</b>											
All households - Tous ménages .....	7,420	6,210	1,210	765	1,580	3,810	1,265	2,740	1,535	1,575	1,570
Owner - Propriétaires .....	2,375	2,035	340	105	405	1,380	485	965	560	525	325
Tenant - Locataires .....	5,045	4,175	870	660	1,175	2,430	780	1,775	975	1,050	1,245
One family households - Ménages unifamiliaux .....	6,095	5,505	590	625	1,400	3,115	955	2,160	1,250	1,355	1,330
Owner - Propriétaires .....	2,030	1,845	185	100	390	1,170	370	785	470	470	305
Tenant - Locataires .....	4,065	3,660	405	525	1,010	1,945	585	1,375	780	885	1,025
Multiple family households - Ménages multifamiliaux	625	535	--	--	115	330	100	190	125	140	170
Owner - Propriétaires .....	155	140	--	--	--	110	--	--	--	--	--
Tenant - Locataires .....	470	395	--	--	105	220	--	140	--	100	160
Non-family households - Ménages non familiaux .....	700	170	530	--	--	365	210	390	160	--	--
Owner - Propriétaires .....	190	--	140	--	--	100	--	130	--	--	--
Tenant - Locataires .....	510	120	390	--	--	265	125	260	125	--	--
<b>Québec</b>											
All households - Tous ménages .....	34,970	29,115	5,855	8,080	8,870	13,465	4,555	10,040	6,930	9,625	8,375
Owner - Propriétaires .....	8,540	7,225	1,315	880	1,880	4,150	1,630	3,560	1,475	2,215	1,290
Tenant - Locataires .....	26,430	21,890	4,540	7,200	6,990	9,315	2,925	6,480	5,455	7,410	7,085
One family households - Ménages unifamiliaux .....	29,565	26,640	2,925	7,235	7,815	11,215	3,300	8,015	6,055	8,375	7,120
Owner - Propriétaires .....	7,140	6,485	655	785	1,640	3,525	1,190	2,775	1,255	1,960	1,150
Tenant - Locataires .....	22,425	20,155	2,270	6,450	6,175	7,690	2,110	5,240	4,800	6,415	5,970
Multiple family households - Ménages multifamiliaux	1,800	1,415	385	215	350	800	435	680	340	445	335
Owner - Propriétaires .....	580	475	105	--	140	250	145	230	130	135	--
Tenant - Locataires .....	1,220	940	280	170	210	550	290	450	210	310	250
Non-family households - Ménages non familiaux .....	3,605	1,060	2,545	630	705	1,450	820	1,345	535	805	920
Owner - Propriétaires .....	820	265	555	--	100	375	295	555	--	120	--
Tenant - Locataires .....	2,785	795	1,990	580	605	1,075	525	790	445	685	865
<b>Sherbrooke</b>											
All households - Tous ménages .....	11,545	9,945	1,600	3,615	2,765	3,740	1,425	2,195	1,970	3,535	3,845
Owner - Propriétaires .....	3,785	3,335	450	610	975	1,595	605	1,070	580	1,265	870
Tenant - Locataires .....	7,760	6,610	1,150	3,005	1,790	2,145	820	1,125	1,390	2,270	2,975
One family households - Ménages unifamiliaux .....	10,110	9,275	835	3,275	2,585	3,265	985	1,720	1,755	3,170	3,465
Owner - Propriétaires .....	3,310	3,070	240	550	940	1,420	400	810	510	1,170	820
Tenant - Locataires .....	6,800	6,205	595	2,725	1,645	1,845	585	910	1,245	2,000	2,645
Multiple family households - Ménages multifamiliaux	460	400	--	120	--	190	--	135	--	130	125
Owner - Propriétaires .....	200	175	--	--	--	100	--	--	--	--	--
Tenant - Locataires .....	260	225	--	--	--	--	--	--	--	--	--
Non-family households - Ménages non familiaux .....	975	270	705	220	110	285	360	340	145	235	255
Owner - Propriétaires .....	275	--	185	--	--	--	165	180	--	--	--
Tenant - Locataires .....	700	180	520	195	100	210	195	160	100	195	245
<b>Trois-Rivières</b>											
All households - Tous ménages .....	9,530	8,375	1,155	2,530	2,435	3,510	1,055	2,360	1,950	2,765	2,455
Owner - Propriétaires .....	2,670	2,335	335	380	610	1,215	465	955	415	770	530
Tenant - Locataires .....	6,860	6,040	820	2,150	1,825	2,295	590	1,405	1,535	1,995	1,925
One family households - Ménages unifamiliaux .....	8,415	7,735	680	2,335	2,210	3,075	795	1,965	1,735	2,510	2,205
Owner - Propriétaires .....	2,325	2,100	225	330	565	1,070	360	770	370	705	480
Tenant - Locataires .....	6,090	5,635	455	2,005	1,645	2,005	435	1,195	1,365	1,805	1,725
Multiple family households - Ménages multifamiliaux	515	455	--	100	--	225	120	180	100	130	105
Owner - Propriétaires .....	220	195	--	--	--	110	--	105	--	--	--
Tenant - Locataires .....	295	260	--	--	--	115	--	--	--	--	--
Non-family households - Ménages non familiaux .....	600	185	415	--	155	210	140	215	115	125	145
Owner - Propriétaires .....	125	--	--	--	--	--	--	--	--	--	--
Tenant - Locataires .....	475	145	330	--	135	175	--	135	100	120	120

1. Up to June 1, 1951. - Jusqu'au 1<sup>er</sup> juin 1951.



**TABLE 100. Households by number of families per household and tenure showing sex and age of household head, and first year of occupancy by present head, for provinces, rural, urban, and cities of 30,000 population and over, 1951 - Continued**

**TABLEAU 100. Ménages selon le nombre de familles par ménage et le mode d'occupation, sexe et âge du chef de ménage et première année d'occupation par le chef actuel, provinces, régions rurales et urbaines, et cités de 30,000 et plus, 1951 - suite**

Household composition and tenure Composition du ménage et mode d'occupation	Total	Sex of household head Sexe du chef de ménage		Age of household head Âge du chef de ménage				Year of occupancy Année d'occupation			
		Male Homme	Female Femme	Under 35 Moins de 35 ans	35-44	45-64	65 and over 65 ans et plus	Before 1941 Avant 1941	1941-45	1946-49	1950-51 <sup>1</sup>
<b>QUÉBEC - Con.-fin</b>											
<b>Verdun</b>											
All households - Tous ménages .....	19,805	17,455	2,350	4,595	5,400	7,555	2,255	6,820	4,660	5,050	3,275
Owner - Propriétaires .....	3,130	2,665	465	385	710	1,475	560	980	550	1,115	485
Tenant - Locataires .....	16,675	14,790	1,885	4,210	4,690	6,080	1,695	5,840	4,110	3,935	2,790
One family households - Ménages unifamiliaux .....	17,345	15,985	1,360	4,190	5,045	6,430	1,680	5,775	4,165	4,520	2,885
Owner - Propriétaires .....	2,650	2,415	235	370	665	1,200	415	725	480	1,005	440
Tenant - Locataires .....	14,695	13,570	1,125	3,820	4,380	5,230	1,265	5,050	3,685	3,515	2,445
Multiple family households - Ménages multifamiliaux .....	1,320	1,125	195	270	195	650	205	520	265	290	245
Owner - Propriétaires .....	250	180	--	--	--	160	--	115	--	--	--
Tenant - Locataires .....	1,070	945	125	255	175	490	150	405	220	225	220
Non-family households - Ménages non familiaux .....	1,140	345	795	135	160	475	370	525	230	240	145
Owner - Propriétaires .....	230	--	160	--	--	115	--	140	--	--	--
Tenant - Locataires .....	910	275	635	135	135	360	280	385	205	195	125
<b>ONTARIO</b>											
All households - Tous ménages .....	1,181,125	1,020,630	160,495	257,120	271,625	447,780	204,600	383,715	192,745	352,935	251,730
Owner - Propriétaires .....	821,335	718,150	103,185	132,485	185,300	339,665	163,885	320,225	137,015	240,055	124,040
Tenant - Locataires .....	359,790	302,480	57,310	124,635	86,325	108,115	40,715	63,490	55,730	112,880	127,690
One family households - Ménages unifamiliaux .....	946,115	876,405	69,710	227,215	239,970	349,160	129,770	283,985	156,575	294,655	210,900
Owner - Propriétaires .....	656,935	609,795	47,140	116,790	165,345	268,545	106,255	238,230	113,495	201,500	103,710
Tenant - Locataires .....	289,180	266,610	22,570	110,425	74,625	80,615	23,515	45,755	43,080	93,155	107,190
Multiple family households - Ménages multifamiliaux .....	101,455	90,565	10,890	18,550	18,820	45,835	18,250	35,765	16,855	28,910	19,925
Owner - Propriétaires .....	78,660	70,695	7,965	12,225	14,035	37,015	15,385	29,580	12,525	23,140	13,415
Tenant - Locataires .....	22,795	19,870	2,925	6,325	4,785	8,820	2,865	6,185	4,330	5,770	6,510
Non-family households - Ménages non familiaux .....	133,555	53,660	79,895	11,355	12,835	52,785	56,580	63,965	19,315	29,370	20,905
Owner - Propriétaires .....	85,740	37,660	48,080	3,470	5,920	34,105	42,245	52,415	10,995	15,415	6,915
Tenant - Locataires .....	47,815	16,000	31,815	7,885	6,915	18,680	14,335	11,550	8,320	13,955	13,990
<b>Rural - Régions rurales</b>											
All households - Tous ménages .....	340,870	309,060	31,810	71,570	75,785	127,880	65,635	132,395	48,000	98,515	61,960
Owner - Propriétaires .....	272,800	246,245	26,555	43,825	58,820	111,680	58,475	123,675	40,380	76,280	32,465
Tenant - Locataires .....	68,070	62,815	5,255	27,745	16,965	16,200	7,160	8,720	7,620	22,235	29,495
One family households - Ménages unifamiliaux .....	282,190	266,945	15,245	66,225	69,705	103,865	42,395	102,020	40,435	85,385	54,350
Owner - Propriétaires .....	223,750	211,105	12,645	40,425	53,945	90,925	38,455	95,460	34,075	65,920	28,295
Tenant - Locataires .....	58,440	55,840	2,600	25,800	15,760	12,940	3,940	6,560	6,360	19,465	26,055
Multiple family households - Ménages multifamiliaux .....	16,225	15,210	1,015	2,235	2,475	7,865	3,650	7,950	2,045	4,085	2,145
Owner - Propriétaires .....	14,135	13,245	890	1,520	2,030	7,145	3,440	7,600	1,820	3,440	1,275
Tenant - Locataires .....	2,090	1,965	125	715	445	720	210	350	225	645	870
Non-family households - Ménages non familiaux .....	42,455	26,905	15,550	3,110	3,605	16,150	19,590	22,425	5,520	9,045	5,465
Owner - Propriétaires .....	34,915	21,895	13,020	1,880	2,845	13,610	16,580	20,615	4,485	6,920	2,895
Tenant - Locataires .....	7,540	5,010	2,530	1,230	760	2,540	3,010	1,810	1,035	2,125	2,570
<b>Urban - Régions urbaines</b>											
All households - Tous ménages .....	840,255	711,570	128,685	185,550	195,840	319,900	138,965	251,320	144,745	254,420	189,770
Owner - Propriétaires .....	548,535	471,905	76,630	88,660	126,480	227,985	105,410	196,550	98,635	163,775	91,575
Tenant - Locataires .....	291,720	239,665	52,055	96,890	69,360	91,915	33,555	54,770	48,110	90,645	98,195
One family households - Ménages unifamiliaux .....	663,925	609,460	54,465	160,990	170,265	245,295	87,375	181,965	116,140	209,270	156,550
Owner - Propriétaires .....	433,185	398,690	34,495	76,365	111,400	177,620	67,800	142,770	79,420	135,580	75,415
Tenant - Locataires .....	230,740	210,770	19,970	84,625	58,865	67,675	19,575	39,195	36,720	73,690	81,135
Multiple family households - Ménages multifamiliaux .....	85,230	75,355	9,875	16,315	16,345	37,970	14,600	27,815	14,810	24,825	17,780
Owner - Propriétaires .....	64,525	57,450	7,075	10,705	12,005	29,870	11,945	21,980	10,705	19,700	12,140
Tenant - Locataires .....	20,705	17,905	2,800	5,610	4,340	8,100	2,655	5,835	4,105	5,125	5,640
Non-family households - Ménages non familiaux .....	91,100	26,755	64,345	8,245	9,230	36,635	36,990	41,540	13,795	20,325	15,440
Owner - Propriétaires .....	50,825	15,765	35,060	1,590	3,075	20,495	25,665	31,800	6,510	8,495	4,020
Tenant - Locataires .....	40,275	10,990	29,285	6,655	6,155	16,140	11,325	9,740	7,285	11,830	11,420

1. Up to June 1, 1951. - Jusqu'au 1<sup>er</sup> juin 1951.

TABLE 100. Households by number of families per household and tenure showing sex and age of household head, and first year of occupancy by present head, for provinces, rural, urban, and cities of 30,000 population and over, 1951 - Continued

TABLEAU 100. Ménages selon le nombre de familles par ménage et le mode d'occupation, sexe et âge du chef de ménage et première année d'occupation par le chef actuel, provinces, régions rurales et urbaines, et cités de 30,000 et plus, 1951 - suite

Household composition and tenure Composition du ménage et mode d'occupation	Total	Sex of household head Sexe du chef de ménage		Age of household head Age du chef de ménage				Year of occupancy Année d'occupation			
		Male Homme	Female Femme	Under 35 Moins de 35 ans	35-44	45-64	65 and over 65 ans et plus	Before 1941 Avant 1941	1941-45	1946-49	1950-51 <sup>1</sup>
<b>ONTARIO - Con. - suite</b>											
<b>Brantford</b>											
All households - Tous ménages .....	10,375	8,545	1,830	2,295	2,250	3,805	2,025	3,335	1,635	2,940	2,465
Owner - Propriétaires .....	6,410	5,205	1,205	920	1,285	2,630	1,575	2,745	1,005	1,685	975
Tenant - Locataires .....	3,965	3,340	625	1,375	965	1,175	450	590	630	1,255	1,490
One family households - Ménages unifamiliaux .....	8,405	7,665	740	2,100	2,010	2,990	1,305	2,450	1,355	2,535	2,065
Owner - Propriétaires .....	5,045	4,555	490	830	1,150	2,055	1,010	1,975	820	1,465	785
Tenant - Locataires .....	3,360	3,110	250	1,270	860	935	295	475	535	1,070	1,280
Multiple family households - Ménages multifamiliaux	625	570	--	110	115	285	115	215	100	165	145
Owner - Propriétaires .....	480	435	--	--	--	225	100	190	--	120	--
Tenant - Locataires .....	145	135	--	--	--	--	--	--	--	--	--
Non-family households - Ménages non familiaux .....	1,345	310	1,035	--	125	530	605	670	180	240	255
Owner - Propriétaires .....	885	215	670	--	--	350	465	580	105	100	100
Tenant - Locataires .....	460	--	365	--	--	180	140	--	--	140	155
<b>Fort William</b>											
All households - Tous ménages .....	9,300	8,200	1,100	2,295	2,160	3,630	1,305	2,520	1,700	3,015	2,065
Owner - Propriétaires .....	6,675	5,985	690	1,140	1,550	2,880	1,105	2,235	1,425	2,200	815
Tenant - Locataires .....	2,625	2,215	410	1,065	610	750	200	285	275	815	1,250
One family households - Ménages unifamiliaux .....	8,040	7,470	570	2,040	2,050	3,010	940	2,020	1,520	2,675	1,825
Owner - Propriétaires .....	5,805	5,405	400	1,050	1,490	2,425	840	1,805	1,290	2,005	705
Tenant - Locataires .....	2,235	2,065	170	990	560	585	100	215	230	670	1,120
Multiple family households - Ménages multifamiliaux	510	420	--	--	--	255	115	230	--	115	--
Owner - Propriétaires .....	430	360	--	--	--	230	105	220	--	--	--
Tenant - Locataires .....	--	--	--	--	--	--	--	--	--	--	--
Non-family households - Ménages non familiaux .....	750	310	440	--	--	365	250	270	100	225	155
Owner - Propriétaires .....	440	220	220	--	--	225	160	210	--	110	--
Tenant - Locataires .....	310	--	220	--	--	140	--	--	--	115	105
<b>Hamilton</b>											
All households - Tous ménages .....	55,340	47,065	8,275	12,645	12,745	21,215	8,735	16,370	10,590	15,815	12,565
Owner - Propriétaires .....	36,090	31,405	4,685	6,100	8,295	15,450	6,245	12,600	7,310	10,080	6,100
Tenant - Locataires .....	19,250	15,660	3,590	6,545	4,450	5,765	2,490	3,770	3,280	5,735	6,465
One family households - Ménages unifamiliaux .....	44,045	40,695	3,350	11,000	11,190	16,295	5,560	11,955	8,695	12,940	10,455
Owner - Propriétaires .....	28,895	26,855	2,040	5,350	7,445	12,060	4,040	9,190	6,175	8,370	5,160
Tenant - Locataires .....	15,150	13,840	1,310	5,650	3,745	4,235	1,520	2,765	2,520	4,570	5,295
Multiple family households - Ménages multifamiliaux	5,310	4,710	600	1,040	930	2,525	815	1,705	1,020	1,480	1,105
Owner - Propriétaires .....	4,090	3,690	400	665	660	2,105	660	1,390	755	1,200	745
Tenant - Locataires .....	1,220	1,020	200	375	270	420	155	315	265	280	360
Non-family households - Ménages non familiaux .....	5,985	1,660	4,325	605	625	2,395	2,360	2,710	875	1,395	1,005
Owner - Propriétaires .....	3,105	860	2,245	--	190	1,285	1,545	2,020	380	510	195
Tenant - Locataires .....	2,880	800	2,080	520	435	1,110	815	690	495	885	810
<b>Kingston</b>											
All households - Tous ménages .....	8,710	7,010	1,700	2,140	1,870	3,245	1,455	2,770	1,265	2,740	1,935
Owner - Propriétaires .....	4,115	3,305	810	550	835	1,820	910	1,655	605	1,280	575
Tenant - Locataires .....	4,595	3,705	890	1,590	1,035	1,425	545	1,115	660	1,460	1,360
One family households - Ménages unifamiliaux .....	6,705	5,995	710	1,830	1,620	2,350	905	1,845	1,010	2,185	1,665
Owner - Propriétaires .....	3,085	2,725	360	480	725	1,350	530	1,050	485	1,070	480
Tenant - Locataires .....	3,620	3,270	350	1,350	895	1,000	375	795	525	1,115	1,185
Multiple family households - Ménages multifamiliaux	870	730	140	185	155	370	160	365	130	245	130
Owner - Propriétaires .....	475	400	--	--	100	200	115	210	--	120	--
Tenant - Locataires .....	395	330	--	125	--	170	--	155	--	125	--
Non-family households - Ménages non familiaux .....	1,135	285	850	125	--	525	390	560	125	310	140
Owner - Propriétaires .....	555	180	375	--	--	270	265	395	--	--	--
Tenant - Locataires .....	580	105	475	115	--	255	125	165	--	220	115

1. Up to June 1, 1951. - Jusqu' au 1<sup>er</sup> juin 1951.

TABLE 100. Households by number of families per household and tenure showing sex and age of household head, and first year of occupancy by present head, for provinces, rural, urban, and cities of 30,000 population and over, 1951 - Continued

TABLEAU 100. Ménages selon le nombre de familles par ménage et le mode d'occupation, sexe et âge du chef de ménage et première année d'occupation par le chef actuel, provinces, régions rurales et urbaines, et cités de 30,000 et plus, 1951 - suite

Household composition and tenure Composition du ménage et mode d'occupation	Total	Sex of household head Sexe du chef de ménage		Age of household head Âge du chef de ménage				Year of occupancy Année d'occupation			
		Male Homme	Female Femme	Under 35 Moins de 35 ans	35-44	45-64	65 and over 65 ans et plus	Before 1941 Avant 1941	1941-45	1946-49	1950-51 <sup>1</sup>
<b>ONTARIO - Con. - suite</b>											
<b>Kitchener</b>											
All households - Tous ménages .....	11,570	9,865	1,705	2,685	2,755	4,315	1,815	3,515	1,950	3,255	2,850
Owner - Propriétaires .....	7,500	6,500	1,000	1,000	1,870	3,170	1,460	2,950	1,345	1,870	1,335
Tenant - Locataires .....	4,070	3,365	705	1,685	885	1,145	355	565	605	1,385	1,515
One family households - Ménages unifamiliaux .....	9,020	8,310	710	2,265	2,420	3,200	1,135	2,545	1,545	2,590	2,340
Owner - Propriétaires .....	5,825	5,335	490	815	1,650	2,435	925	2,155	1,090	1,460	1,120
Tenant - Locataires .....	3,195	2,975	220	1,450	770	765	210	390	455	1,130	1,220
Multiple family households - Ménages multifamiliaux .....	1,320	1,205	115	255	230	580	255	435	215	410	260
Owner - Propriétaires .....	1,080	990	--	175	195	465	245	405	170	315	190
Tenant - Locataires .....	240	215	--	--	--	115	--	--	--	--	--
Non-family households - Ménages non familiaux .....	1,230	350	880	165	105	535	425	535	190	255	250
Owner - Propriétaires .....	595	175	420	--	--	270	290	390	--	--	--
Tenant - Locataires .....	635	175	460	155	--	265	135	145	105	160	225
<b>London</b>											
All households - Tous ménages .....	26,385	21,455	4,930	6,345	5,690	9,515	4,835	8,180	4,175	7,770	6,260
Owner - Propriétaires .....	15,895	13,215	2,680	2,455	3,375	6,490	3,575	6,395	2,385	4,615	2,500
Tenant - Locataires .....	10,490	8,240	2,250	3,890	2,315	3,025	1,260	1,785	1,790	3,155	3,760
One family households - Ménages unifamiliaux .....	20,605	18,785	1,820	5,375	4,910	7,240	3,080	5,795	3,305	6,400	5,105
Owner - Propriétaires .....	12,650	11,520	1,130	2,200	3,045	5,040	2,365	4,570	1,985	3,905	2,190
Tenant - Locataires .....	7,955	7,265	690	3,175	1,865	2,200	715	1,225	1,320	2,495	2,915
Multiple family households - Ménages multifamiliaux .....	1,920	1,675	245	380	340	900	300	690	360	525	345
Owner - Propriétaires .....	1,335	1,145	190	205	215	685	230	500	260	400	175
Tenant - Locataires .....	585	530	--	175	125	215	--	190	100	125	170
Non-family households - Ménages non familiaux .....	3,860	995	2,865	590	440	1,375	1,455	1,695	510	845	810
Owner - Propriétaires .....	1,910	550	1,360	--	115	765	990	1,325	140	310	135
Tenant - Locataires .....	1,950	445	1,505	540	325	610	475	370	370	535	675
<b>Oshawa</b>											
All households - Tous ménages .....	11,225	9,975	1,250	2,925	2,580	4,280	1,440	3,115	2,135	3,460	2,515
Owner - Propriétaires .....	8,245	7,425	820	1,705	1,905	3,460	1,175	2,675	1,660	2,460	1,450
Tenant - Locataires .....	2,980	2,550	430	1,220	675	820	265	440	475	1,000	1,065
One family households - Ménages unifamiliaux .....	9,575	9,040	535	2,715	2,370	3,565	925	2,415	1,910	3,085	2,165
Owner - Propriétaires .....	7,050	6,680	370	1,585	1,765	2,940	760	2,060	1,500	2,250	1,240
Tenant - Locataires .....	2,525	2,360	165	1,130	605	625	165	355	410	835	925
Multiple family households - Ménages multifamiliaux .....	760	675	--	150	120	315	175	305	--	195	165
Owner - Propriétaires .....	625	555	--	100	--	265	175	275	--	150	125
Tenant - Locataires .....	135	120	--	--	--	--	--	--	--	--	--
Non-family households - Ménages non familiaux .....	890	260	630	--	--	400	340	395	130	180	185
Owner - Propriétaires .....	570	190	380	--	--	255	240	340	--	--	--
Tenant - Locataires .....	320	--	250	--	--	145	100	--	--	120	100
<b>Ottawa</b>											
All households - Tous ménages .....	48,965	39,345	9,620	10,505	11,800	19,050	7,610	15,865	7,210	14,725	11,165
Owner - Propriétaires .....	21,260	17,665	3,595	3,000	5,170	8,885	4,205	7,895	3,505	6,290	3,570
Tenant - Locataires .....	27,705	21,680	6,025	7,505	6,630	10,165	3,405	7,970	3,705	8,435	7,595
One family households - Ménages unifamiliaux .....	38,170	34,075	4,095	9,095	10,055	14,160	4,860	11,320	5,645	12,030	9,175
Owner - Propriétaires .....	16,950	15,205	1,745	2,655	4,620	6,865	2,810	5,680	2,855	5,340	3,075
Tenant - Locataires .....	21,220	18,870	2,350	6,440	5,435	7,295	2,050	5,640	2,790	6,690	6,100
Multiple family households - Ménages multifamiliaux .....	4,645	3,375	770	725	855	2,115	950	1,905	735	1,165	840
Owner - Propriétaires .....	2,280	1,925	355	290	380	1,065	545	860	430	645	345
Tenant - Locataires .....	2,365	1,950	415	435	475	1,050	405	1,045	305	520	495
Non-family households - Ménages non familiaux .....	6,150	1,395	4,755	685	890	2,775	1,800	2,640	830	1,530	1,150
Owner - Propriétaires .....	2,030	535	1,495	--	170	955	850	1,355	220	305	150
Tenant - Locataires .....	4,120	860	3,260	630	720	1,820	950	1,285	610	1,225	1,000

1. Up to June 1, 1951. - Jusqu'au 1<sup>er</sup> 1951.

TABLE 100. Households by number of families per household and tenure showing sex and age of household head, and first year of occupancy by present head, for provinces, rural, urban, and cities of 30,000 population and over, 1951 - Continued

TABLEAU 100. Ménages selon le nombre de familles par ménage et le mode d'occupation, sexe et âge du chef de ménage et première année d'occupation par le chef actuel, provinces, régions rurales et urbaines, et cités de 30,000 et plus, 1951 - suite

Household composition and tenure Composition du ménage et mode d'occupation	Total	Sex of household head Sexe du chef de ménage		Age of household head Age du chef de ménage				Year of occupancy Année d'occupation			
		Male Homme	Female Femme	Under 35 Moins de 35 ans	35-44	45-64	65 and over 65 ans et plus	Before 1941 Avant 1941	1941-45	1946-49	1950-51 <sup>1</sup>
<b>ONTARIO - Con.-suite</b>											
<b>Peterborough</b>											
All households - Tous ménages .....	10,020	8,305	1,715	2,700	2,245	3,270	1,805	3,020	1,770	3,015	2,215
Owner - Propriétaires .....	6,370	5,335	1,035	1,335	1,435	2,295	1,305	2,205	1,175	1,965	1,025
Tenant - Locataires .....	3,650	2,970	680	1,365	810	975	500	815	595	1,050	1,190
One family households - Ménages unifamiliaux .....	8,220	7,480	740	2,450	2,050	2,585	1,135	2,225	1,530	2,570	1,895
Owner - Propriétaires .....	5,230	4,745	485	1,225	1,330	1,830	845	1,595	1,020	1,720	895
Tenant - Locataires .....	2,990	2,735	255	1,225	720	755	290	630	510	850	1,000
Multiple family households - Ménages multifamiliaux .....	755	650	105	155	135	320	145	270	105	260	120
Owner - Propriétaires .....	545	470	--	105	--	230	120	210	--	185	--
Tenant - Locataires .....	210	180	--	--	--	--	--	--	--	--	--
Non-family households - Ménages non familiaux .....	1,045	175	870	--	--	365	525	525	135	185	200
Owner - Propriétaires .....	595	120	475	--	--	235	340	400	--	--	--
Tenant - Locataires .....	450	--	395	--	--	130	185	125	--	125	160
<b>Port Arthur</b>											
All households - Tous ménages .....	8,425	7,420	1,005	2,000	2,090	3,165	1,170	2,270	1,370	2,775	2,010
Owner - Propriétaires .....	6,275	5,680	595	1,205	1,545	2,600	925	2,055	1,195	2,080	945
Tenant - Locataires .....	2,150	1,740	410	795	545	565	245	215	175	695	1,065
One family households - Ménages unifamiliaux .....	7,115	6,575	540	1,830	1,955	2,535	795	1,765	1,135	2,440	1,775
Owner - Propriétaires .....	5,360	4,985	375	1,105	1,475	2,110	670	1,640	1,015	1,855	850
Tenant - Locataires .....	1,755	1,590	165	725	480	425	125	125	120	585	925
Multiple family households - Ménages multifamiliaux .....	485	435	--	--	--	245	105	205	--	120	--
Owner - Propriétaires .....	405	375	--	--	--	215	--	185	--	100	--
Tenant - Locataires .....	--	--	--	--	--	--	--	--	--	--	--
Non-family households - Ménages non familiaux .....	825	410	415	110	--	385	270	300	140	215	170
Owner - Propriétaires .....	510	320	190	--	--	275	180	230	100	125	--
Tenant - Locataires .....	315	--	225	--	--	110	--	--	--	--	115
<b>St. Catharines</b>											
All households - Tous ménages .....	10,380	8,765	1,615	2,310	2,495	3,985	1,590	3,230	2,140	2,790	2,220
Owner - Propriétaires .....	6,595	5,605	990	945	1,535	2,905	1,210	2,555	1,430	1,690	920
Tenant - Locataires .....	3,785	3,160	625	1,365	960	1,080	380	675	710	1,100	1,300
One family households - Ménages unifamiliaux .....	8,605	7,885	720	2,085	2,285	3,210	1,025	2,490	1,855	2,385	1,875
Owner - Propriétaires .....	5,470	4,995	475	1,860	1,410	2,385	815	1,985	1,220	1,485	780
Tenant - Locataires .....	3,135	2,890	245	1,225	875	825	210	505	635	900	1,095
Multiple family households - Ménages multifamiliaux .....	685	610	--	145	125	360	--	235	135	165	150
Owner - Propriétaires .....	485	435	--	--	105	265	--	165	105	115	100
Tenant - Locataires .....	200	175	--	--	--	--	--	--	--	--	--
Non-family households - Ménages non familiaux .....	1,090	270	820	--	--	415	510	505	150	240	195
Owner - Propriétaires .....	640	175	465	--	--	255	345	405	105	--	--
Tenant - Locataires .....	450	--	355	--	--	160	165	100	--	150	155
<b>Sarnia</b>											
All households - Tous ménages .....	9,380	8,215	1,165	2,655	2,360	3,070	1,295	2,355	1,545	3,025	2,455
Owner - Propriétaires .....	6,620	5,805	815	1,395	1,715	2,420	1,090	2,070	1,250	2,060	1,240
Tenant - Locataires .....	2,760	2,410	350	1,260	645	650	205	285	295	965	1,215
One family households - Ménages unifamiliaux .....	7,810	7,305	505	2,450	2,160	2,425	775	1,795	1,275	2,615	2,125
Owner - Propriétaires .....	5,470	5,105	365	1,265	1,590	1,960	655	1,575	1,055	1,755	1,085
Tenant - Locataires .....	2,340	2,200	140	1,185	570	465	120	220	220	860	1,040
Multiple family households - Ménages multifamiliaux .....	530	500	--	105	100	250	--	120	125	170	115
Owner - Propriétaires .....	450	425	--	--	--	205	--	115	110	145	--
Tenant - Locataires .....	--	--	--	--	--	--	--	--	--	--	--
Non-family households - Ménages non familiaux .....	1,040	410	630	100	100	395	445	440	145	240	215
Owner - Propriétaires .....	700	275	425	--	--	255	360	380	--	160	--
Tenant - Locataires .....	340	135	205	--	--	140	--	--	--	--	140

1. Up to June 1, 1951. - Jusqu'au 1<sup>er</sup> juin 1951.

**TABLE 100. Households by number of families per household and tenure showing sex and age of household head, and first year of occupancy by present head, for provinces, rural, urban, and cities of 30,000 population and over, 1951 - Continued**  
**TABLEAU 100. Ménages selon le nombre de familles par ménage et le mode d'occupation, sexe et âge du chef de ménage et première année d'occupation par le chef actuel, provinces, régions rurales et urbaines, et cités de 30,000 et plus, 1951 - suite**

Household composition and tenure Composition du ménage et mode d'occupation	Total	Sex of household head Sexe du chef de ménage		Age of household head Âge du chef de ménage				Year of occupancy Année d'occupation			
		Male Homme	Female Femme	Under 35 Moins de 35 ans	35-44	45-64	65 and over 65 ans et plus	Before 1941 Avant 1941	1941-45	1946-49	1950-51 <sup>1</sup>
<b>ONTARIO - Con. - fin</b>											
<b>Sault Ste. Marie</b>											
All households - Tous ménages .....	7,855	6,890	965	1,875	1,910	2,785	1,285	2,735	1,410	2,290	1,420
Owner - Propriétaires .....	5,330	4,675	655	805	1,300	2,170	1,055	2,345	1,040	1,340	605
Tenant - Locataires .....	2,525	2,215	310	1,070	610	615	230	390	370	950	815
One family households - Ménages unifamiliaux .....	6,435	5,995	440	1,630	1,680	2,285	840	2,105	1,190	1,950	1,190
Owner - Propriétaires .....	4,290	3,975	315	695	1,155	1,765	675	1,790	900	1,105	495
Tenant - Locataires .....	2,145	2,020	125	935	525	520	165	315	290	845	695
Multiple family households - Ménages multifamiliaux	785	685	100	145	150	310	180	295	140	215	135
Owner - Propriétaires .....	630	545	--	--	100	270	170	260	--	190	--
Tenant - Locataires .....	155	140	--	--	--	--	--	--	--	--	--
Non-family households - Ménages non familiaux .....	635	210	425	100	--	190	265	335	--	125	--
Owner - Propriétaires .....	410	155	255	--	--	135	210	295	--	--	--
Tenant - Locataires .....	225	--	170	--	--	--	--	--	--	--	--
<b>Sudbury</b>											
All households - Tous ménages .....	9,450	8,550	900	2,920	3,000	2,935	595	1,955	1,550	3,245	2,700
Owner - Propriétaires .....	4,435	4,045	390	670	1,640	1,795	330	1,435	910	1,415	675
Tenant - Locataires .....	5,015	4,505	510	2,250	1,360	1,140	265	520	640	1,830	2,025
One family households - Ménages unifamiliaux .....	7,860	7,390	470	2,555	2,660	2,265	380	1,500	1,275	2,745	2,340
Owner - Propriétaires .....	3,605	3,375	230	565	1,455	1,395	190	1,085	765	1,165	590
Tenant - Locataires .....	4,255	4,015	240	1,990	1,205	870	190	415	510	1,580	1,750
Multiple family households - Ménages multifamiliaux	980	885	--	210	235	420	115	300	160	320	200
Owner - Propriétaires .....	625	575	--	--	170	285	--	245	110	190	--
Tenant - Locataires .....	355	310	--	130	--	135	--	--	--	130	120
Non-family households - Ménages non familiaux .....	610	275	335	155	105	250	100	155	115	180	160
Owner - Propriétaires .....	205	--	110	--	--	115	--	105	--	--	--
Tenant - Locataires .....	405	180	225	130	--	135	--	--	--	120	155
<b>Toronto</b>											
All households - Tous ménages .....	157,175	124,160	33,015	22,255	30,935	71,420	32,565	60,440	30,465	38,975	27,295
Owner - Propriétaires .....	97,795	79,765	18,030	9,225	17,590	47,420	23,560	44,460	17,945	23,240	12,150
Tenant - Locataires .....	59,380	44,395	14,985	13,030	13,345	24,000	9,005	15,980	12,520	15,735	15,145
One family households - Ménages unifamiliaux .....	102,795	89,560	13,235	14,625	21,610	47,305	19,255	39,695	20,715	25,310	17,075
Owner - Propriétaires .....	63,595	55,370	8,225	5,265	12,140	31,810	14,380	29,595	12,595	14,730	6,675
Tenant - Locataires .....	39,200	34,190	5,010	9,360	9,470	15,495	4,875	10,100	8,120	10,580	10,400
Multiple family households - Ménages multifamiliaux	33,440	29,090	4,350	5,635	6,800	15,095	5,910	11,080	6,275	9,250	6,835
Owner - Propriétaires .....	24,935	21,795	3,140	3,590	4,840	11,715	4,790	8,570	4,270	7,265	4,830
Tenant - Locataires .....	8,505	7,295	1,210	2,045	1,960	3,380	1,120	2,510	2,005	1,985	2,005
Non-family households - Ménages non familiaux .....	20,940	5,510	15,430	1,995	2,525	9,020	7,400	9,665	3,475	4,415	3,385
Owner - Propriétaires .....	9,265	2,600	6,665	370	610	3,895	4,390	6,295	1,080	1,245	645
Tenant - Locataires .....	11,675	2,910	8,765	1,625	1,915	5,125	3,010	3,370	2,395	3,170	2,740
<b>Windsor</b>											
All households - Tous ménages .....	31,815	27,360	4,455	7,750	6,635	13,600	3,830	8,850	6,910	9,230	6,825
Owner - Propriétaires .....	17,300	15,155	2,145	2,215	3,475	8,990	2,620	6,355	4,175	4,265	2,505
Tenant - Locataires .....	14,515	12,205	2,310	5,535	3,160	4,610	1,210	2,495	2,735	4,965	4,320
One family households - Ménages unifamiliaux .....	26,145	24,090	2,055	6,890	5,890	10,835	2,530	6,965	5,720	7,765	5,695
Owner - Propriétaires .....	14,280	13,210	1,070	2,000	3,140	7,330	1,810	4,975	3,500	3,610	2,195
Tenant - Locataires .....	11,865	10,880	985	4,890	2,750	3,505	720	1,990	2,220	4,155	3,500
Multiple family households - Ménages multifamiliaux	2,255	1,955	300	405	350	1,175	325	710	545	575	425
Owner - Propriétaires .....	1,580	1,375	205	150	230	935	265	580	420	380	200
Tenant - Locataires .....	675	580	--	255	120	240	--	130	125	195	225
Non-family households - Ménages non familiaux .....	3,415	1,315	2,100	455	395	1,590	975	1,175	645	890	705
Owner - Propriétaires .....	1,440	570	870	--	105	725	545	800	255	275	110
Tenant - Locataires .....	1,975	745	1,230	390	290	865	430	375	390	615	595

1. Up to June 1, 1951. - Jusqu'au 1<sup>er</sup> juin 1951.

**TABLE 100. Households by number of families per household and tenure showing sex and age of household head, and first year of occupancy by present head, for provinces, rural, urban, and cities of 30,000 population and over, 1951 - Continued**  
**TABLEAU 100. Ménages selon le nombre de familles par ménage et le mode d'occupation, sexe et âge du chef de ménage et première année d'occupation par le chef actuel, provinces, régions rurales et urbaines, et cités de 30,000 et plus, 1951 - suite**

Household composition and tenure Composition du ménage et mode d'occupation	Total	Sex of household head Sexe du chef de ménage		Age of household head Âge du chef de ménage				Year of occupancy Année d'occupation			
		Male Homme	Female Femme	Under 35 Moins de 35 ans	35-44	45-64	65 and over 65 ans et plus	Before 1941 Avant 1941	1941-45	1946-49	1950-51 <sup>1</sup>
<b>MANITOBA</b>											
All households - Tous ménages.....	202,400	178,860	23,540	45,415	46,535	75,325	35,125	59,140	34,735	67,920	40,605
Owner - Propriétaires .....	144,645	130,620	14,025	24,295	33,725	58,875	27,750	52,045	27,020	47,570	18,010
Tenant - Locataires .....	57,755	48,240	9,515	21,120	12,810	16,450	7,375	7,095	7,715	20,350	22,595
One family households - Ménages unifamiliaux .....	170,175	158,210	11,965	40,415	42,430	62,420	24,910	47,645	29,665	58,505	34,360
Owner - Propriétaires .....	123,595	115,590	8,005	21,970	31,175	50,015	20,435	42,375	23,485	41,840	15,895
Tenant - Locataires .....	46,580	42,620	3,960	18,445	11,255	12,405	4,475	5,270	6,180	16,665	18,465
Multiple family households - Ménages multifamiliaux .....	9,670	8,645	1,025	1,495	1,725	4,245	2,205	3,155	1,810	2,885	1,820
Owner - Propriétaires .....	7,455	6,760	695	875	1,265	3,490	1,825	2,830	1,405	2,220	1,000
Tenant - Locataires .....	2,215	1,885	330	620	460	755	380	325	405	665	820
Non-family households - Ménages non familiaux .....	22,555	12,005	10,550	3,505	2,380	8,660	8,010	8,340	3,260	6,530	4,425
Owner - Propriétaires .....	13,595	8,270	5,325	1,450	1,285	5,370	5,490	6,840	2,130	3,510	1,115
Tenant - Locataires .....	8,960	3,735	5,225	2,055	1,095	3,290	2,520	1,500	1,130	3,020	3,310
<b>Rural - Régions rurales</b>											
All households - Tous ménages .....	83,690	76,580	7,110	17,530	19,395	31,895	14,870	31,690	15,600	25,545	10,855
Owner - Propriétaires .....	69,780	63,750	6,030	12,250	16,095	28,110	13,325	29,530	13,800	20,635	5,815
Tenant - Locataires .....	13,910	12,830	1,080	5,280	3,300	3,785	1,545	2,160	1,800	4,910	5,040
One family households - Ménages unifamiliaux .....	70,620	66,515	4,105	15,565	17,765	26,820	10,470	25,815	13,400	22,160	9,245
Owner - Propriétaires .....	58,855	55,340	3,515	10,835	14,720	23,710	9,590	24,095	11,820	17,905	5,035
Tenant - Locataires .....	11,765	11,175	590	4,730	3,045	3,110	880	1,720	1,580	4,255	4,210
Multiple family households - Ménages multifamiliaux .....	2,580	2,385	195	270	410	1,235	665	1,295	535	530	220
Owner - Propriétaires .....	2,290	2,130	160	205	355	1,095	635	1,230	490	450	120
Tenant - Locataires .....	290	255	--	--	--	140	--	--	--	--	100
Non-family households - Ménages non familiaux .....	10,490	7,680	2,810	1,695	1,220	3,840	3,735	4,580	1,665	2,855	1,390
Owner - Propriétaires .....	8,635	6,280	2,355	1,210	1,020	3,305	3,100	4,205	1,490	2,280	660
Tenant - Locataires .....	1,855	1,400	455	485	200	535	635	375	175	575	730
<b>Urban - Régions urbaines</b>											
All households - Tous ménages .....	118,710	102,280	16,430	27,885	27,140	43,430	20,255	27,450	19,135	42,375	29,750
Owner - Propriétaires .....	74,865	66,870	7,995	12,045	17,630	30,765	14,425	22,515	13,220	26,935	12,195
Tenant - Locataires .....	43,845	35,410	8,435	15,840	9,510	12,665	5,830	4,935	5,915	15,440	17,555
One family households - Ménages unifamiliaux .....	99,555	91,695	7,860	24,850	24,665	35,600	14,440	21,830	16,265	36,345	25,115
Owner - Propriétaires .....	64,740	60,250	4,490	11,135	16,455	26,305	10,845	18,280	11,665	23,935	10,860
Tenant - Locataires .....	34,815	31,445	3,370	13,715	8,210	9,295	3,595	3,550	4,600	12,410	14,255
Multiple family households - Ménages multifamiliaux .....	7,090	6,260	830	1,225	1,315	3,010	1,540	1,860	1,275	2,355	1,600
Owner - Propriétaires .....	5,165	4,630	535	670	910	2,395	1,190	1,600	915	1,770	880
Tenant - Locataires .....	1,925	1,630	295	555	405	615	350	260	360	585	720
Non-family households - Ménages non familiaux .....	12,065	4,325	7,740	1,810	1,160	4,820	4,275	3,760	1,595	3,675	3,035
Owner - Propriétaires .....	4,960	1,990	2,970	240	265	2,065	2,390	2,635	640	1,230	455
Tenant - Locataires .....	7,105	2,335	4,770	1,570	895	2,755	1,885	1,125	955	2,445	2,580
<b>Winnipeg</b>											
All households - Tous ménages .....	64,630	54,035	10,595	13,855	13,870	25,180	11,725	15,695	10,635	21,370	16,930
Owner - Propriétaires .....	34,280	30,105	4,175	4,055	7,365	15,505	7,355	11,860	6,255	10,925	5,240
Tenant - Locataires .....	30,350	23,930	6,420	9,800	6,505	9,675	4,370	3,835	4,380	10,445	11,690
One family households - Ménages unifamiliaux .....	52,025	47,110	4,915	11,790	12,205	19,820	8,210	12,190	8,750	17,465	13,620
Owner - Propriétaires .....	28,670	26,310	2,360	3,570	6,705	12,935	5,460	9,480	5,385	9,340	4,465
Tenant - Locataires .....	23,355	20,800	2,555	8,220	5,500	6,885	2,750	2,710	3,365	8,125	9,155
Multiple family households - Ménages multifamiliaux .....	4,950	4,330	620	790	885	2,130	1,145	1,275	930	1,560	1,185
Owner - Propriétaires .....	3,385	3,020	365	370	535	1,610	870	1,040	645	1,105	595
Tenant - Locataires .....	1,565	1,310	255	420	350	520	275	235	285	455	590
Non-family households - Ménages non familiaux .....	7,655	2,595	5,060	1,275	780	3,230	2,370	2,230	955	2,345	2,125
Owner - Propriétaires .....	2,225	775	1,450	115	125	960	1,025	1,340	225	480	180
Tenant - Locataires .....	5,430	1,820	3,610	1,160	655	2,270	1,345	890	730	1,865	1,945

1. Up to June 1, 1951. - Jusqu'au 1<sup>er</sup> juin 1951.

**TABLE 100. Households by number of families per household and tenure showing sex and age of household head, and first year of occupancy by present head, for provinces, rural, urban, and cities of 30,000 population and over, 1951 - Continued**

**TABLEAU 100. Ménages selon le nombre de familles par ménage et le mode d'occupation, sexe et âge du chef de ménage et première année d'occupation, par le chef actuel, provinces, régions rurales et urbaines, et cités de 30,000 et plus, 1951 - suite**

Household composition and tenure Composition du ménage et mode d'occupation	Total	Sex of household head Sexe du chef de ménage		Age of household head Âge du chef de ménage				Year of occupancy Année d'occupation			
		Male Homme	Female Femme	Under 35 Moins de 35 ans	35-44	45-64	65 and over 65 ans et plus	Before 1941 Avant 1941	1941-45	1946-49	1950-51 <sup>1</sup>
<b>SASKATCHEWAN</b>											
All households - Tous ménages .....	221,455	197,995	23,460	49,085	50,105	81,865	40,400	71,805	38,080	74,850	36,720
Owner - Propriétaires .....	164,800	149,190	15,610	26,865	36,585	67,000	34,350	64,270	30,565	52,875	17,090
Tenant - Locataires .....	56,655	48,805	7,850	22,220	13,520	14,865	6,050	7,535	7,515	21,975	19,630
One family households - Ménages unifamiliaux .....	181,545	170,180	11,365	41,795	45,265	67,180	27,305	56,855	32,205	62,715	29,770
Owner - Propriétaires .....	136,575	127,955	8,620	23,755	33,415	55,530	23,875	51,225	26,105	44,915	14,330
Tenant - Locataires .....	44,970	42,225	2,745	18,040	11,850	11,650	3,430	5,630	6,100	17,800	15,440
Multiple family households - Ménages multifamiliaux .....	6,835	6,150	685	1,100	1,050	3,125	1,560	2,540	1,190	2,100	1,005
Owner - Propriétaires .....	5,590	4,990	600	715	780	2,710	1,385	2,315	955	1,670	650
Tenant - Locataires .....	1,245	1,160	--	385	270	415	175	225	235	430	355
Non-family households - Ménages non familiaux .....	33,075	21,665	11,410	6,190	3,790	11,560	11,535	12,410	4,685	10,035	5,945
Owner - Propriétaires .....	22,635	16,245	6,390	2,395	2,390	8,760	9,090	10,730	3,505	6,290	2,110
Tenant - Locataires .....	10,440	5,420	5,020	3,795	1,400	2,800	2,445	1,680	1,180	3,745	3,835
<b>Rural - Régions rurales</b>											
All households - Tous ménages .....	151,750	138,960	12,790	31,620	35,195	57,105	27,830	59,650	26,575	46,935	18,590
Owner - Propriétaires .....	121,430	111,070	10,360	19,605	27,170	49,450	25,205	54,340	22,400	35,070	9,620
Tenant - Locataires .....	30,320	27,890	2,430	12,015	8,025	7,655	2,625	5,310	4,175	11,865	8,970
One family households - Ménages unifamiliaux .....	124,700	117,485	7,215	26,935	31,930	46,845	18,990	47,415	22,685	39,465	15,135
Owner - Propriétaires .....	99,645	93,650	5,995	16,960	24,700	40,600	17,385	43,315	19,090	29,410	7,830
Tenant - Locataires .....	25,055	23,835	1,220	9,975	7,230	6,245	1,605	4,100	3,595	10,055	7,305
Multiple family households - Ménages multifamiliaux .....	3,955	3,610	345	585	565	1,855	950	1,985	615	995	360
Owner - Propriétaires .....	3,470	3,145	325	450	415	1,705	900	1,860	535	810	265
Tenant - Locataires .....	485	465	--	135	150	150	--	125	--	185	--
Non-family households - Ménages non familiaux .....	23,095	17,865	5,230	4,100	2,700	8,405	7,890	10,250	3,275	6,475	3,095
Owner - Propriétaires .....	18,315	14,275	4,040	2,195	2,055	7,145	6,920	9,165	2,775	4,850	1,525
Tenant - Locataires .....	4,780	3,590	1,190	1,905	645	1,260	970	1,085	500	1,625	1,570
<b>Urban - Régions urbaines</b>											
All households - Tous ménages .....	69,705	59,035	10,670	17,465	14,910	24,760	12,570	12,155	11,505	27,915	18,130
Owner - Propriétaires .....	43,370	38,120	5,250	7,260	9,415	17,550	9,145	9,930	8,165	17,805	7,470
Tenant - Locataires .....	26,335	20,915	5,420	10,205	5,495	7,210	3,425	2,225	3,340	10,110	10,660
One family households - Ménages unifamiliaux .....	56,845	52,695	4,150	14,860	13,335	20,335	8,315	9,440	9,520	23,250	14,635
Owner - Propriétaires .....	36,930	34,305	2,625	6,795	8,715	14,930	6,490	7,910	7,015	15,505	6,500
Tenant - Locataires .....	19,915	18,390	1,525	8,065	4,620	5,405	1,825	1,530	2,505	7,745	8,135
Multiple family households - Ménages multifamiliaux .....	2,880	2,540	340	515	485	1,270	610	555	575	1,105	645
Owner - Propriétaires .....	2,120	1,845	275	265	365	1,005	485	455	420	860	385
Tenant - Locataires .....	760	695	--	250	120	265	125	100	155	245	260
Non-family households - Ménages non familiaux .....	9,980	3,800	6,180	2,090	1,090	3,155	3,645	2,160	1,410	3,560	2,850
Owner - Propriétaires .....	4,320	1,970	2,350	200	335	1,615	2,170	1,565	730	1,440	585
Tenant - Locataires .....	5,660	1,830	3,830	1,890	755	1,540	1,475	595	680	2,120	2,265
<b>Regina</b>											
All households - Tous ménages .....	19,160	16,125	3,035	4,945	4,310	7,105	2,800	3,575	3,380	7,425	4,780
Owner - Propriétaires .....	11,060	9,720	1,340	1,925	2,535	4,670	1,930	2,650	2,060	4,410	1,940
Tenant - Locataires .....	8,100	6,405	1,695	3,020	1,775	2,435	870	925	1,320	3,015	2,840
One family households - Ménages unifamiliaux .....	15,520	14,270	1,250	4,090	3,785	5,715	1,930	2,735	2,735	6,175	3,875
Owner - Propriétaires .....	9,465	8,710	755	1,775	2,355	3,925	1,410	2,075	1,780	3,905	1,705
Tenant - Locataires .....	6,055	5,560	495	2,315	1,430	1,790	520	660	955	2,270	2,170
Multiple family households - Ménages multifamiliaux .....	1,130	1,005	125	215	180	560	175	250	255	400	225
Owner - Propriétaires .....	785	680	105	100	125	410	150	185	165	295	140
Tenant - Locataires .....	345	325	--	115	--	150	--	--	--	105	--
Non-family households - Ménages non familiaux .....	2,510	850	1,660	640	345	830	695	590	390	850	680
Owner - Propriétaires .....	810	330	480	--	--	335	370	390	115	210	--
Tenant - Locataires .....	1,700	520	1,180	590	290	495	325	200	275	640	585

1. Up to June 1, 1951. -- Jusqu'au 1<sup>er</sup> juin 1951.

**TABLE 100. Households by number of families per household and tenure showing sex and age of household head, and first year of occupancy by present head, for provinces, rural, urban, and cities of 30,000 population and over, 1951 - Continued**

**TABLEAU 100. Ménages selon le nombre de familles par ménage et le mode d'occupation, sexe et âge du chef de ménage et première année d'occupation par le chef actuel, provinces, régions rurales et urbaines, et cités de 30,000 et plus, 1951 - suite**

Household composition and tenure Composition du ménage et mode d'occupation	Total	Sex of household head Sexe du chef de ménage		Age of household head Âge du chef de ménage				Year of occupancy Année d'occupation			
		Male Homme	Female Femme	Under 35 Moins de 35 ans	35-44	45-64	65 and over 65 ans et plus	Before 1941 Avant 1941	1941-45	1946-49	1950-51 <sup>1</sup>
<b>SASKATCHEWAN - Con.-fin</b>											
<b>Saskatoon</b>											
All households - Tous ménages.....	14,980	12,660	2,320	3,835	2,905	5,415	2,825	2,620	2,305	5,850	4,205
Owner - Propriétaires.....	9,585	8,550	1,035	1,675	1,900	3,960	2,050	2,230	1,615	3,850	1,890
Tenant - Locataires.....	5,395	4,110	1,285	2,160	1,005	1,455	775	390	690	2,000	2,315
One family households - Ménages unifamiliaux.....	12,095	11,250	845	3,175	2,575	4,525	1,820	2,075	1,880	4,840	3,300
Owner - Propriétaires.....	8,200	7,665	535	1,570	1,735	3,445	1,450	1,820	1,375	3,360	1,645
Tenant - Locataires.....	3,895	3,585	310	1,605	840	1,080	370	255	505	1,480	1,655
Multiple family households - Ménages multifamiliaux.....	715	660	--	130	130	280	175	125	140	260	190
Owner - Propriétaires.....	540	505	--	--	100	235	130	110	110	200	120
Tenant - Locataires.....	175	155	--	--	--	--	--	--	--	--	--
Non-family households - Ménages non familiaux.....	2,170	750	1,420	530	200	610	830	420	285	750	715
Owner - Propriétaires.....	845	380	465	--	--	280	470	300	130	290	125
Tenant - Locataires.....	1,325	370	955	500	135	330	360	120	155	460	590
<b>ALBERTA</b>											
All households - Tous ménages.....	250,750	223,390	27,360	62,450	57,585	90,945	39,770	67,030	38,375	83,530	61,815
Owner - Propriétaires.....	179,055	162,390	16,665	32,135	41,335	72,900	32,685	59,515	30,990	60,630	27,920
Tenant - Locataires.....	71,695	61,000	10,695	30,315	16,250	18,045	7,085	7,515	7,385	22,900	33,895
One family households - Ménages unifamiliaux.....	203,370	191,295	12,075	53,185	51,545	72,850	25,790	52,060	31,440	69,350	50,520
Owner - Propriétaires.....	148,130	139,490	8,640	28,720	37,490	59,820	22,100	46,645	25,965	51,525	23,995
Tenant - Locataires.....	55,240	51,805	3,435	24,465	14,055	13,030	3,690	5,415	5,475	17,825	26,525
Multiple family households - Ménages multifamiliaux.....	9,075	8,310	765	1,600	1,665	3,960	1,850	2,850	1,630	2,770	1,825
Owner - Propriétaires.....	7,240	6,640	600	955	1,260	3,340	1,685	2,610	1,355	2,255	1,020
Tenant - Locataires.....	1,835	1,670	165	645	405	620	165	240	275	515	805
Non-family households - Ménages non familiaux.....	38,335	23,785	14,520	7,665	4,375	14,135	12,130	12,120	5,305	11,410	9,470
Owner - Propriétaires.....	23,685	16,260	7,425	2,460	2,585	9,740	8,900	10,260	3,670	6,850	2,905
Tenant - Locataires.....	14,620	7,525	7,095	5,205	1,790	4,395	3,230	1,860	1,635	4,560	6,565
<b>Rural - Régions rurales</b>											
All households - Tous ménages.....	125,325	116,250	9,075	27,695	29,085	49,010	19,535	44,335	21,145	38,895	20,950
Owner - Propriétaires.....	100,395	93,350	7,045	17,820	22,740	42,485	17,350	40,895	18,260	30,535	10,705
Tenant - Locataires.....	24,930	22,900	2,030	9,875	6,345	6,525	2,185	3,440	2,885	8,360	10,245
One family households - Ménages unifamiliaux.....	101,520	96,370	5,150	23,550	25,965	39,435	12,570	34,950	17,690	32,040	16,840
Owner - Propriétaires.....	81,535	77,310	4,225	15,375	20,245	34,470	11,445	32,375	15,335	25,160	8,665
Tenant - Locataires.....	19,985	19,060	925	8,175	5,720	4,965	1,125	2,575	2,355	6,880	8,175
Multiple family households - Ménages multifamiliaux.....	3,475	3,270	205	550	520	1,700	705	1,635	640	840	360
Owner - Propriétaires.....	3,050	2,860	190	410	455	1,520	665	1,560	595	705	190
Tenant - Locataires.....	425	410	--	140	--	180	--	--	--	135	170
Non-family households - Ménages non familiaux.....	20,330	16,610	3,720	3,595	2,600	7,875	6,260	7,750	2,815	6,015	3,750
Owner - Propriétaires.....	15,810	13,180	2,630	2,035	2,040	6,495	5,240	6,960	2,330	4,670	1,850
Tenant - Locataires.....	4,520	3,430	1,090	1,560	560	1,380	1,020	790	485	1,345	1,900
<b>Urban - Régions urbaines</b>											
All households - Tous ménages.....	125,425	107,140	18,285	34,755	28,500	41,935	20,235	22,695	17,230	44,635	40,865
Owner - Propriétaires.....	78,660	69,040	9,620	14,315	18,595	30,415	15,335	18,620	12,730	30,095	17,215
Tenant - Locataires.....	46,765	38,100	8,665	20,440	9,905	11,520	4,900	4,075	4,500	14,540	23,650
One family households - Ménages unifamiliaux.....	101,850	94,925	6,925	29,635	25,580	33,415	13,220	17,110	13,750	37,310	33,680
Owner - Propriétaires.....	66,595	62,180	4,415	13,345	17,245	25,350	10,655	14,270	10,630	26,365	15,330
Tenant - Locataires.....	35,255	32,745	2,510	16,290	8,335	8,065	2,565	2,840	3,120	10,945	18,350
Multiple family households - Ménages multifamiliaux.....	5,600	5,040	560	1,050	1,145	2,260	1,145	1,215	990	1,930	1,465
Owner - Propriétaires.....	4,190	3,780	410	545	805	1,820	1,020	1,050	760	1,550	830
Tenant - Locataires.....	1,410	1,260	150	505	340	440	125	165	230	380	635
Non-family households - Ménages non familiaux.....	17,975	7,175	10,800	4,070	1,775	6,260	5,870	4,370	2,490	5,395	5,720
Owner - Propriétaires.....	7,875	3,080	4,795	425	545	3,245	3,660	3,300	1,340	2,180	1,055
Tenant - Locataires.....	10,100	4,095	6,005	3,645	1,230	3,015	2,210	1,070	1,150	3,215	4,665

1. Up to June 1, 1951. - Jusqu'au 1<sup>er</sup> juin 1951.



**TABLE 100. Households by number of families per household and tenure showing sex and age of household head, and first year of occupancy by present head, for provinces, rural, urban, and cities of 30,000 population and over, 1951 - Continued**

**TABLEAU 100. Ménages selon le nombre de familles par ménage et le mode d'occupation, sexe et âge du chef de ménage et première année d'occupation par le chef actuel, provinces, régions rurales et urbaines, et cités de 30,000 et plus, 1951 - suite**

Household composition and tenure Composition du ménage et mode d'occupation	Total	Sex of household head Sexe du chef de ménage		Age of household head Âge du chef de ménage			Year of occupancy Année d'occupation				
		Male Homme	Female Femme	Under 35 — Moins de 35 ans	35-44	45-64	55 and over — 65 ans et plus	Before 1941 — Avant 1941	1941-45	1946-49	1950-51 <sup>1</sup>
<b>ALBERTA - Con. - fin</b>											
<b>Calgary</b>											
All households - Tous ménages .....	37,710	31,265	6,445	10,955	8,055	12,300	6,700	7,040	4,910	12,555	12,305
Owner - Propriétaires .....	22,240	19,270	2,970	3,775	4,955	8,800	4,710	5,955	3,280	7,855	5,150
Tenant - Locataires .....	15,470	11,995	3,475	6,280	3,100	4,100	1,990	1,985	1,630	4,700	7,155
One family households - Ménages unifamiliaux .....	29,890	27,715	2,175	3,355	7,155	9,940	4,430	5,750	3,815	10,375	3,950
Owner - Propriétaires .....	18,745	17,480	1,265	3,540	4,635	7,135	3,375	4,365	2,740	6,960	4,680
Tenant - Locataires .....	11,145	10,235	910	4,825	2,520	2,745	1,055	1,385	1,075	3,415	5,270
Multiple family households - Ménages multifamiliaux .....	1,735	1,585	150	275	300	750	410	490	310	545	390
Owner - Propriétaires .....	1,280	1,170	110	150	210	575	345	400	220	470	190
Tenant - Locataires .....	455	415	--	125	--	175	--	--	--	--	200
Non-family households - Ménages non familiaux .....	6,085	1,965	4,120	1,415	600	2,210	1,860	1,700	785	1,635	1,965
Owner - Propriétaires .....	2,215	620	1,595	--	110	1,030	990	1,190	320	425	280
Tenant - Locataires .....	3,870	1,345	2,525	1,330	490	1,180	870	510	465	1,210	1,685
<b>Edmonton</b>											
All households - Tous ménages .....	42,925	36,725	6,200	12,810	10,265	14,035	5,815	6,670	5,985	15,065	15,225
Owner - Propriétaires .....	26,325	23,275	3,050	5,070	6,780	10,200	4,275	5,485	4,275	10,135	6,460
Tenant - Locataires .....	16,600	13,450	3,150	7,740	3,485	3,835	1,540	1,185	1,690	4,960	8,765
One family households - Ménages unifamiliaux .....	34,830	32,425	2,405	10,695	9,025	11,250	3,860	5,130	4,725	12,495	12,480
Owner - Propriétaires .....	22,515	20,925	1,590	4,695	6,200	8,580	3,040	4,295	3,565	8,915	5,740
Tenant - Locataires .....	12,315	11,500	815	6,000	2,825	2,670	820	635	1,180	3,580	6,740
Multiple family households - Ménages multifamiliaux .....	2,410	2,150	260	500	520	915	475	450	385	895	680
Owner - Propriétaires .....	1,820	1,635	185	235	390	750	445	410	310	575	425
Tenant - Locataires .....	590	515	--	265	130	165	--	--	--	220	255
Non-family households - Ménages non familiaux .....	5,685	2,150	3,535	1,615	720	1,870	1,480	1,090	855	1,675	2,065
Owner - Propriétaires .....	1,990	715	1,275	140	190	870	790	780	400	515	295
Tenant - Locataires .....	3,695	1,435	2,260	1,475	530	1,000	690	310	455	1,160	1,770
<b>BRITISH COLUMBIA</b>											
All households - Tous ménages .....	337,780	292,580	45,200	73,675	76,615	118,925	68,565	67,110	49,835	125,075	95,760
Owner - Propriétaires .....	235,160	208,020	27,140	37,455	52,930	90,855	53,920	58,205	39,775	92,705	44,475
Tenant - Locataires .....	102,620	84,560	18,060	36,220	23,685	28,070	14,645	8,905	10,060	32,370	51,285
One family households - Ménages unifamiliaux .....	270,600	252,035	18,565	64,705	69,080	93,650	43,165	49,195	40,440	102,915	78,050
Owner - Propriétaires .....	193,185	180,940	12,245	34,460	48,715	73,975	36,035	43,375	33,025	78,810	37,975
Tenant - Locataires .....	77,415	71,095	6,320	30,245	20,365	19,675	7,130	5,820	7,415	24,105	40,075
Multiple family households - Ménages multifamiliaux .....	13,780	12,145	1,635	2,120	2,490	6,075	3,095	3,245	2,340	4,695	3,500
Owner - Propriétaires .....	10,715	9,520	1,195	1,275	1,765	4,975	2,700	2,925	2,010	3,750	2,030
Tenant - Locataires .....	3,065	2,625	440	845	725	1,100	395	320	330	945	1,470
Non-family households - Ménages non familiaux .....	53,400	28,400	25,000	6,850	5,045	19,200	22,305	14,670	7,055	17,465	14,210
Owner - Propriétaires .....	31,250	17,560	13,700	1,720	2,450	11,905	15,185	11,905	4,740	10,145	4,470
Tenant - Locataires .....	22,140	10,840	11,300	5,130	2,595	7,295	7,120	2,765	2,315	7,320	9,740
<b>Rural - Régions rurales</b>											
All households - Tous ménages .....	105,765	96,100	9,665	23,265	23,730	37,985	20,785	21,840	14,960	39,860	29,105
Owner - Propriétaires .....	76,605	69,465	7,140	12,315	16,440	30,405	17,445	19,585	12,705	30,825	13,490
Tenant - Locataires .....	29,160	26,635	2,525	10,950	7,290	7,580	3,340	2,255	2,255	9,035	15,615
One family households - Ménages unifamiliaux .....	83,625	79,070	4,555	20,420	21,475	29,535	12,195	15,615	12,050	32,420	23,540
Owner - Propriétaires .....	60,475	57,165	3,310	11,085	14,805	23,935	10,650	14,030	10,240	25,315	10,890
Tenant - Locataires .....	23,150	21,905	1,245	9,335	6,670	5,600	1,545	1,585	1,810	7,105	12,650
Multiple family households - Ménages multifamiliaux .....	2,730	2,540	190	445	445	1,305	535	930	330	825	645
Owner - Propriétaires .....	2,165	2,015	150	275	320	1,090	480	840	310	665	350
Tenant - Locataires .....	565	525	--	170	125	215	--	--	--	160	295
Non-family households - Ménages non familiaux .....	19,410	14,490	4,920	2,400	1,810	7,145	8,055	5,295	2,580	6,615	4,920
Owner - Propriétaires .....	13,965	10,285	3,680	955	1,315	5,380	6,315	4,715	2,155	4,845	2,250
Tenant - Locataires .....	5,445	4,205	1,240	1,445	495	1,765	1,740	580	425	1,770	2,670

1. Up to June 1, 1951. - Jusqu'au 1<sup>er</sup> juin 1951.

TABLE 100. Households by number of families per household and tenure showing sex and age of household head, and first year of occupancy by present head, for provinces, rural, urban, and cities of 30,000 population and over, 1951 - Concluded

TABLEAU 100. Ménages selon le nombre de familles par ménage et le mode d'occupation, sexe et âge du chef de ménage et première année d'occupation par le chef actuel, provinces, régions rurales et urbaines, et cités de 30,000 et plus, 1951 - fin

Household composition and tenure Composition du ménage et mode d'occupation	Total	Sex of household head Sexe du chef de ménage		Age of household head Âge du chef de ménage				Year of occupancy Année d'occupation			
		Male Homme	Female Femme	Under 35 Moins de 35 ans	35-44	45-64	65 and over 65 ans et plus	Before 1941 Avant 1941	1941-45	1946-49	1950-51 <sup>1</sup>
		<b>BRITISH COLUMBIA - Con.-fin</b>									
<b>Urban - Régions urbaines</b>											
All households - Tous ménages .....	232,015	196,480	35,535	50,410	52,885	80,940	47,780	45,270	34,875	85,215	66,655
Owner - Propriétaires .....	158,555	138,555	20,000	25,140	36,490	60,450	36,475	38,320	27,070	61,880	30,985
Tenant - Locataires .....	73,460	57,925	15,535	25,270	16,395	20,490	11,305	6,650	7,805	23,335	35,670
One family households - Ménages unifamiliaux .....	186,975	172,965	14,010	44,285	47,005	64,115	30,970	33,580	28,390	70,495	54,510
Owner - Propriétaires .....	132,710	123,775	8,935	23,375	33,910	50,040	25,385	29,345	22,785	53,495	27,085
Tenant - Locataires .....	54,265	49,190	5,075	20,910	13,095	14,075	5,585	4,235	5,605	17,000	27,425
Multiple family households - Ménages multifamiliaux .....	11,050	9,605	1,445	1,675	2,045	4,770	2,560	2,315	2,010	3,870	2,855
Owner - Propriétaires .....	8,550	7,505	1,045	1,000	1,445	3,885	2,220	2,085	1,700	3,085	1,680
Tenant - Locataires .....	2,500	2,100	400	675	600	885	340	230	310	785	1,175
Non-family households - Ménages non familiaux .....	33,990	13,910	20,080	4,450	3,235	12,055	14,250	9,375	4,475	10,850	9,290
Owner - Propriétaires .....	17,295	7,275	10,020	765	1,135	6,525	8,870	7,190	2,585	5,300	2,220
Tenant - Locataires .....	16,695	6,635	10,060	3,685	2,100	5,530	5,380	2,185	1,890	5,550	7,070
<b>Vancouver</b>											
All households - Tous ménages .....	101,330	82,760	18,570	20,585	22,410	37,195	21,140	21,465	15,810	34,960	29,095
Owner - Propriétaires .....	63,885	54,990	8,895	9,095	14,315	25,755	14,720	17,200	11,320	23,395	11,970
Tenant - Locataires .....	37,445	27,770	9,675	11,490	8,095	11,440	6,420	4,265	4,490	11,565	17,125
One family households - Ménages unifamiliaux .....	78,665	71,580	7,085	17,235	19,495	28,480	13,455	15,835	12,505	27,635	22,690
Owner - Propriétaires .....	52,765	48,090	4,075	8,300	13,140	20,970	10,355	13,205	9,420	19,880	10,260
Tenant - Locataires .....	25,900	22,890	3,010	8,935	6,355	7,510	3,100	2,630	3,085	7,755	12,430
Multiple family households - Ménages multifamiliaux .....	6,125	5,250	875	930	1,145	2,665	1,385	1,305	1,150	2,105	1,565
Owner - Propriétaires .....	4,550	3,965	565	555	760	2,095	1,140	1,115	940	1,590	905
Tenant - Locataires .....	1,575	1,285	290	375	385	570	245	190	210	515	660
Non-family households - Ménages non familiaux .....	16,540	5,930	10,610	2,420	1,770	6,050	6,300	4,325	2,155	5,220	4,840
Owner - Propriétaires .....	6,370	2,335	4,235	240	415	2,090	3,225	2,880	960	1,925	805
Tenant - Locataires .....	9,970	3,595	6,375	2,180	1,355	3,360	3,075	1,445	1,195	3,295	4,035
<b>Victoria</b>											
All households - Tous ménages .....	15,790	12,330	3,460	3,300	2,620	5,360	4,510	3,385	2,025	5,190	5,190
Owner - Propriétaires .....	9,195	7,475	1,720	1,180	1,425	3,485	3,105	2,765	1,550	3,220	1,660
Tenant - Locataires .....	6,595	4,855	1,740	2,120	1,195	1,875	1,405	620	475	1,970	3,530
One family households - Ménages unifamiliaux .....	11,900	10,700	1,200	2,820	2,300	3,900	2,880	2,395	1,500	3,925	4,080
Owner - Propriétaires .....	7,205	6,500	705	1,050	1,320	2,675	2,100	2,005	1,210	2,605	1,385
Tenant - Locataires .....	4,695	4,200	495	1,770	980	1,225	720	390	290	1,320	2,695
Multiply family households - Ménages multifamiliaux .....	810	675	135	165	105	325	215	135	140	290	245
Owner - Propriétaires .....	615	500	115	100	--	270	190	125	115	235	140
Tenant - Locataires .....	195	175	--	--	--	--	--	--	--	--	105
Non-family households - Ménages non familiaux .....	3,080	955	2,125	315	215	1,135	1,415	855	385	975	865
Owner - Propriétaires .....	1,375	475	900	--	--	540	755	635	225	380	135
Tenant - Locataires .....	1,705	480	1,225	285	165	595	660	220	160	595	730

1. Up to June 1, 1951. - Jusqu'au 1<sup>er</sup> juin 1951.

**TABLE 101. Tenant non-farm households by number of families per household showing monthly rent, for provinces, rural, urban, and cities of 30,000 population and over, 1951**

**TABLEAU 101. Ménages de locataires non agricoles selon le nombre de familles par ménage et loyer mensuel, provinces, régions rurales et urbaines, et cités de 30,000 et plus, 1951**

Household composition Composition du ménage	Total	Monthly rent Loyer mensuel									
		No rent paid Aucun loyer payé	\$1-14	\$15-19	\$20-24	\$25-29	\$30-39	\$40-49	\$50-59	\$60-69	\$70+
<b>CANADA</b>											
All households - Tous ménages .....	1,110,960	59,675	87,705	97,330	125,840	137,540	205,360	140,285	94,340	65,835	97,050
One family households - Ménages unifamiliaux .....	902,405	42,165	69,115	81,325	106,760	117,140	171,795	113,415	74,680	51,270	74,740
Multiple family households - Ménages multifamiliaux .....	62,545	1,760	2,610	3,385	6,110	7,850	13,550	8,845	5,920	4,635	7,380
Non-family households - Ménages non familiaux .....	146,010	15,750	15,980	12,120	12,970	12,550	20,015	18,025	13,740	9,930	14,930
<b>Rural - Régions rurales</b>											
All households - Tous ménages .....	165,955	35,285	47,715	23,090	17,515	13,865	13,885	7,665	3,440	1,740	1,755
One family households - Ménages unifamiliaux .....	139,460	24,140	39,200	20,840	16,175	12,720	12,830	7,190	3,120	1,650	1,595
Multiple family households - Ménages multifamiliaux .....	3,875	635	1,065	570	235	390	435	235	160	--	--
Non-family households - Ménages non familiaux .....	22,620	10,510	7,450	1,680	1,055	755	620	240	160	--	105
<b>Urban - Régions urbaines</b>											
All households - Tous ménages .....	945,005	24,300	39,990	74,240	108,325	123,675	191,475	132,620	90,900	64,095	95,295
One family households - Ménages unifamiliaux .....	762,945	18,025	29,915	60,485	90,535	104,420	158,965	106,225	71,560	49,620	73,145
Multiple family households - Ménages multifamiliaux .....	58,670	1,125	1,545	3,315	5,325	7,460	13,115	8,610	5,760	4,590	7,325
Non-family households - Ménages non familiaux .....	123,390	5,240	8,530	10,440	11,915	11,795	19,395	17,785	13,580	9,885	14,825
<b>NEWFOUNDLAND</b>											
All households - Tous ménages .....	9,340	1,510	1,890	1,090	1,130	930	1,160	605	405	150	470
One family households - Ménages unifamiliaux .....	8,050	1,310	1,640	940	975	815	1,030	525	320	130	365
Multiple family households - Ménages multifamiliaux .....	880	--	180	130	125	--	--	--	--	--	--
Non-family households - Ménages non familiaux .....	410	130	--	--	--	--	--	--	--	--	--
<b>Rural - Régions rurales</b>											
All households - Tous ménages .....	1,745	730	425	135	145	--	--	--	--	--	--
One family households - Ménages unifamiliaux .....	1,555	615	395	130	135	--	--	--	--	--	--
Multiple family households - Ménages multifamiliaux .....	--	--	--	--	--	--	--	--	--	--	--
Non-family households - Ménages non familiaux .....	--	--	--	--	--	--	--	--	--	--	--
<b>Urban - Régions urbaines</b>											
All households - Tous ménages .....	7,595	760	1,465	955	985	650	1,070	525	390	145	430
One family households - Ménages unifamiliaux .....	6,495	695	1,245	810	840	735	945	445	315	125	340
Multiple family households - Ménages multifamiliaux .....	785	--	160	125	120	--	--	--	--	--	--
Non-family households - Ménages non familiaux .....	315	--	--	--	--	--	--	--	--	--	--
<b>St. John's</b>											
All households - Tous ménages .....	4,050	350	470	440	490	595	780	350	180	105	290
One family households - Ménages unifamiliaux .....	3,385	310	375	365	410	500	690	300	135	--	215
Multiple family households - Ménages multifamiliaux .....	460	--	--	--	--	--	--	--	--	--	--
Non-family households - Ménages non familiaux .....	205	--	--	--	--	--	--	--	--	--	--
<b>PRINCE EDWARD ISLAND</b>											
All households - Tous ménages .....	3,780	405	445	305	415	370	515	605	320	275	125
One family households - Ménages unifamiliaux .....	3,205	325	380	255	380	310	415	505	265	270	100
Multiple family households - Ménages multifamiliaux .....	215	--	--	--	--	--	--	--	--	--	--
Non-family households - Ménages non familiaux .....	360	--	--	--	--	--	--	--	--	--	--
<b>Rural - Régions rurales</b>											
All households - Tous ménages .....	1,185	305	280	--	--	--	--	160	--	--	--
One family households - Ménages unifamiliaux .....	1,070	255	245	--	--	--	--	160	--	--	--
Multiple family households - Ménages multifamiliaux .....	--	--	--	--	--	--	--	--	--	--	--
Non-family households - Ménages non familiaux .....	100	--	--	--	--	--	--	--	--	--	--
<b>Urban - Régions urbaines</b>											
All households - Tous ménages .....	2,595	100	165	250	345	315	435	445	270	180	--
One family households - Ménages unifamiliaux .....	2,135	--	135	205	310	260	345	345	225	175	--
Multiple family households - Ménages multifamiliaux .....	200	--	--	--	--	--	--	--	--	--	--
Non-family households - Ménages non familiaux .....	260	--	--	--	--	--	--	--	--	--	--
<b>NOVA SCOTIA</b>											
All households - Tous ménages .....	34,180	3,265	5,545	3,865	4,460	3,500	4,615	3,310	2,180	1,545	1,895
One family households - Ménages unifamiliaux .....	28,370	2,475	4,650	3,305	3,940	2,910	3,855	2,690	1,810	1,270	1,465
Multiple family households - Ménages multifamiliaux .....	2,110	110	270	245	205	255	330	295	135	110	155
Non-family households - Ménages non familiaux .....	3,700	680	625	315	315	335	430	325	235	165	275

TABLE 10] Tenant non-farm households by number of families per household showing monthly rent, for provinces, rural, urban, and cities of 30,000 population and over, 1951 - Continued

TABLEAU 101. Ménages de locataires non agricoles selon le nombre de familles par ménage et loyer mensuel, provinces, régions rurales et urbaines, et cités de 30,000 et plus, 1951 - suite

Household composition Composition du ménage	Total	Monthly rent Loyer mensuel									
		No rent paid - Aucun loyer payé	\$1-14	\$15-19	\$20-24	\$25-29	\$30-39	\$40-49	\$50-59	\$60-69	\$70+
<b>NOVA SCOTIA - Con.-fin</b>											
<b>Rural - Régions rurales</b>											
All households - Tous ménages .....	6,855	1,905	2,215	830	670	405	310	210	145	--	--
One family households - Ménages unifamiliaux .....	5,935	1,430	1,975	745	625	390	275	195	145	--	--
Multiple family households - Ménages multifamiliaux .....	220	--	--	--	--	--	--	--	--	--	--
Non-family households - Ménages non familiaux .....	700	435	170	--	--	--	--	--	--	--	--
<b>Urban - Régions urbaines</b>											
All households - Tous ménages .....	27,325	1,360	3,330	3,035	3,790	3,095	4,305	3,100	2,035	1,470	1,805
One family households - Ménages unifamiliaux .....	22,435	1,045	2,675	2,560	3,315	2,520	3,580	2,495	1,665	1,200	1,380
Multiple family households - Ménages multifamiliaux .....	1,890	--	200	195	195	245	305	285	135	110	150
Non-family households - Ménages non familiaux .....	3,000	245	455	280	280	330	420	320	235	160	275
<b>Halifax</b>											
All households - Tous ménages .....	9,925	250	440	670	1,030	1,310	1,760	1,245	965	810	1,445
One family households - Ménages unifamiliaux .....	7,735	210	310	550	840	1,010	1,420	935	730	635	1,095
Multiple family households - Ménages multifamiliaux .....	815	--	--	--	--	140	145	160	--	--	--
Non-family households - Ménages non familiaux .....	1,375	--	100	--	130	160	195	150	160	105	255
<b>Sydney</b>											
All households - Tous ménages .....	1,975	--	115	220	360	280	290	235	170	165	--
One family households - Ménages unifamiliaux .....	1,640	--	--	195	300	250	225	190	145	135	--
Multiple family households - Ménages multifamiliaux .....	235	--	--	--	--	--	--	--	--	--	--
Non-family households - Ménages non familiaux .....	100	--	--	--	--	--	--	--	--	--	--
<b>NEW BRUNSWICK</b>											
All households - Tous ménages .....	31,715	2,310	5,220	4,260	4,240	3,895	4,760	3,435	1,825	1,070	700
One family households - Ménages unifamiliaux .....	26,975	1,850	4,420	3,665	3,690	3,355	4,170	2,920	1,505	855	545
Multiple family households - Ménages multifamiliaux .....	1,535	100	260	225	215	260	175	125	--	--	--
Non-family households - Ménages non familiaux .....	3,205	360	540	370	335	280	415	390	235	175	105
<b>Rural - Régions rurales</b>											
All households - Tous ménages .....	6,510	1,560	2,575	835	555	420	240	205	--	--	--
One family households - Ménages unifamiliaux .....	5,715	1,265	2,235	765	520	390	235	190	--	--	--
Multiple family households - Ménages multifamiliaux .....	275	--	140	--	--	--	--	--	--	--	--
Non-family households - Ménages non familiaux .....	520	235	200	--	--	--	--	--	--	--	--
<b>Urban - Régions urbaines</b>											
All households - Tous ménages .....	25,205	750	2,645	3,425	3,685	3,475	4,520	3,230	1,770	1,025	680
One family households - Ménages unifamiliaux .....	21,260	585	2,185	2,900	3,170	2,965	3,935	2,730	1,455	810	525
Multiple family households - Ménages multifamiliaux .....	1,260	--	120	190	200	240	175	120	--	--	--
Non-family households - Ménages non familiaux .....	2,685	125	340	335	315	270	410	380	230	175	105
<b>Saint John</b>											
All households - Tous ménages .....	10,270	105	1,085	1,830	1,640	1,635	1,615	1,045	685	405	225
One family households - Ménages unifamiliaux .....	8,350	--	875	1,530	1,355	1,360	1,315	830	570	290	165
Multiple family households - Ménages multifamiliaux .....	560	--	--	--	105	125	--	--	--	--	--
Non-family households - Ménages non familiaux .....	1,360	--	145	215	180	150	210	175	--	105	--
<b>QUÉBEC</b>											
All households - Tous ménages .....	436,995	12,220	24,815	45,380	63,965	65,275	82,455	45,825	32,220	24,445	40,395
One family households - Ménages unifamiliaux .....	367,840	9,170	21,375	40,410	56,270	56,720	70,030	37,340	25,715	19,105	31,705
Multiple family households - Ménages multifamiliaux .....	28,215	495	830	1,920	3,690	4,430	6,525	3,325	2,310	2,050	2,640
Non-family households - Ménages non familiaux .....	40,940	2,555	2,610	3,050	4,005	4,125	5,900	5,160	4,195	3,290	6,050
<b>Rural - Régions rurales</b>											
All households - Tous ménages .....	35,545	5,995	11,005	6,175	4,400	3,235	2,870	980	500	175	210
One family households - Ménages unifamiliaux .....	31,160	4,295	9,615	5,725	4,135	3,015	2,700	905	425	165	180
Multiple family households - Ménages multifamiliaux .....	925	130	305	160	--	105	--	--	--	--	--
Non-family households - Ménages non familiaux .....	3,460	1,570	1,085	290	190	115	100	--	--	--	--
<b>Urban - Régions urbaines</b>											
All households - Tous ménages .....	401,450	6,225	13,810	39,205	59,565	62,040	79,585	44,845	31,720	24,270	40,185
One family households - Ménages unifamiliaux .....	336,680	4,875	11,760	34,685	52,135	53,705	67,330	36,435	25,290	18,940	31,525
Multiple family households - Ménages multifamiliaux .....	27,290	365	525	1,760	3,615	4,325	6,455	3,290	2,270	2,045	2,640
Non-family households - Ménages non familiaux .....	37,480	985	1,525	2,760	3,815	4,010	5,800	5,120	4,160	3,285	6,020





TABLE 101. Tenant non-farm households by number of families per household showing monthly rent, for provinces, rural, urban, and cities of 30,000 population and over, 1951 - Continued

TABLEAU 101. Ménages de locataires non agricoles selon le nombre de familles par ménage et loyer mensuel, provinces, régions rurales et urbaines, et cités de 30,000 et plus, 1951 - suite

Household composition Composition du ménage	Total	Monthly rent Loyer mensuel									
		No rent paid - Aucun loyer payé	\$1-14	\$15-19	\$20-24	\$25-29	\$30-39	\$40-49	\$50-59	\$60-69	\$70 +
<b>ONTARIO - Con. - fin</b>											
<b>Toronto</b>											
All households - Tous ménages .....	59,375	1,160	200	870	2,265	3,880	8,740	11,180	9,460	7,595	14,025
One family households - Ménages unifamiliaux .....	39,200	825	--	610	1,610	2,715	5,825	7,145	6,335	5,000	9,040
Multiple family households - Ménages multifamiliaux .....	8,505	125	--	--	350	665	1,645	1,660	1,075	945	1,925
Non-family households - Ménages non familiaux .....	11,670	210	--	165	305	500	1,270	2,375	2,050	1,650	3,060
<b>Windsor</b>											
All households - Tous ménages .....	14,510	295	150	390	920	2,030	4,060	3,030	1,900	1,030	705
One family households - Ménages unifamiliaux .....	11,860	215	115	260	735	1,785	3,360	2,455	1,485	870	580
Multiple family households - Ménages multifamiliaux .....	675	--	--	--	--	100	250	120	--	--	--
Non-family households - Ménages non familiaux .....	1,975	--	--	120	155	145	450	455	355	125	--
<b>MANITOBA</b>											
All households - Tous ménages .....	52,400	3,625	4,350	3,810	5,055	5,355	10,125	7,845	5,265	3,515	3,455
One family households - Ménages unifamiliaux .....	41,950	2,395	3,360	2,920	4,230	4,630	8,545	6,285	4,090	2,825	2,670
Multiple family households - Ménages multifamiliaux .....	2,065	--	--	--	100	185	380	415	300	175	285
Non-family households - Ménages non familiaux .....	8,385	1,135	930	820	725	540	1,200	1,145	875	515	500
<b>Rural - Régions rurales</b>											
All households - Tous ménages .....	8,670	2,160	2,750	1,095	730	420	395	600	275	150	--
One family households - Ménages unifamiliaux .....	7,230	1,350	2,340	1,015	690	380	380	570	260	150	--
Multiple family households - Ménages multifamiliaux .....	145	--	--	--	--	--	--	--	--	--	--
Non-family households - Ménages non familiaux .....	1,295	780	370	--	--	--	--	--	--	--	--
<b>Urban - Régions urbaines</b>											
All households - Tous ménages .....	43,730	1,465	1,600	2,715	4,325	4,935	9,730	7,245	4,990	3,365	3,360
One family households - Ménages unifamiliaux .....	34,720	1,045	1,020	1,905	3,540	4,250	8,165	5,715	3,830	2,675	2,575
Multiple family households - Ménages multifamiliaux .....	1,920	--	--	--	--	175	375	390	300	175	285
Non-family households - Ménages non familiaux .....	7,090	355	560	760	700	510	1,190	1,140	860	515	500
<b>Winnipeg</b>											
All households - Tous ménages .....	30,350	710	705	1,750	2,925	3,085	6,275	5,540	4,075	2,610	2,675
One family households - Ménages unifamiliaux .....	23,355	530	370	1,115	2,370	2,660	5,095	4,225	3,015	1,995	1,980
Multiple family households - Ménages multifamiliaux .....	1,565	--	--	--	--	100	295	325	275	155	260
Non-family households - Ménages non familiaux .....	5,430	135	325	595	495	325	885	990	785	460	435
<b>SASKATCHEWAN</b>											
All households - Tous ménages .....	41,925	5,095	7,770	5,115	4,215	4,295	7,590	4,075	2,220	880	670
One family households - Ménages unifamiliaux .....	32,525	3,280	6,045	3,780	3,185	3,365	6,270	3,460	1,820	765	555
Multiple family households - Ménages multifamiliaux .....	940	--	--	--	--	110	225	115	110	--	--
Non-family households - Ménages non familiaux .....	8,460	1,740	1,640	1,260	970	820	1,095	500	290	--	--
<b>Rural - Régions rurales</b>											
All households - Tous ménages .....	15,605	4,100	5,875	2,470	1,440	805	680	130	--	--	--
One family households - Ménages unifamiliaux .....	12,625	2,615	4,885	2,235	1,335	725	635	105	--	--	--
Multiple family households - Ménages multifamiliaux .....	180	--	--	--	--	--	--	--	--	--	--
Non-family households - Ménages non familiaux .....	2,800	1,435	930	205	--	--	--	--	--	--	--
<b>Urban - Régions urbaines</b>											
All households - Tous ménages .....	26,320	995	1,895	2,645	2,775	3,490	6,910	3,945	2,160	850	655
One family households - Ménages unifamiliaux .....	19,900	665	1,160	1,545	1,850	2,640	5,635	3,355	1,770	735	545
Multiple family households - Ménages multifamiliaux .....	760	--	--	--	--	100	220	115	110	--	--
Non-family households - Ménages non familiaux .....	5,660	305	710	1,055	890	750	1,055	475	280	--	--
<b>Regina</b>											
All households - Tous ménages .....	8,100	130	330	750	685	985	2,335	1,355	815	370	345
One family households - Ménages unifamiliaux .....	6,055	--	185	460	415	705	1,895	1,070	645	310	280
Multiple family households - Ménages multifamiliaux .....	345	--	--	--	--	--	--	--	--	--	--
Non-family households - Ménages non familiaux .....	1,700	--	140	270	255	235	360	220	100	--	--
<b>Saskatoon</b>											
All households - Tous ménages .....	5,395	150	335	375	595	665	1,365	880	580	250	200
One family households - Ménages unifamiliaux .....	3,895	100	135	155	345	505	1,030	760	480	210	175
Multiple family households - Ménages multifamiliaux .....	175	--	--	--	--	--	--	--	--	--	--
Non-family households - Ménages non familiaux .....	1,325	--	190	215	245	135	280	--	--	--	--

**TABLE 101. Tenant non-farm households by number of families per household showing monthly rent, for provinces, rural, urban, and cities of 30,000 population and over, 1951 - Concluded**

**TABLEAU 101. Ménages de locataires non agricoles selon le nombre de familles par ménage et loyer mensuel, provinces, régions rurales et urbaines, et cités de 30,000 et plus, 1951 - fin**

Household composition Composition du ménage	Total	Monthly rent Loyer mensuel									
		No rent paid Aucun loyer payé	\$1-14	\$15-19	\$20-24	\$25-29	\$30-39	\$40-49	\$50-59	\$60-69	\$70+
<b>ALBERTA</b>											
All households - Tous ménages.....	60,420	4,975	6,310	5,405	5,575	6,115	11,490	7,275	5,115	3,240	4,920
One family households - Ménages unifamiliaux.....	45,945	3,115	4,360	3,470	3,765	4,760	9,370	6,055	4,280	2,675	4,095
Multiple family households - Ménages multifamiliaux.....	1,575	--	--	--	--	100	325	160	190	130	365
Non-family households - Ménages non familiaux.....	12,900	1,780	1,880	1,850	1,740	1,255	1,795	1,060	645	435	460
<b>Rural - Régions rurales</b>											
All households - Tous ménages.....	13,750	3,355	4,285	2,235	1,220	1,010	1,020	405	110	--	--
One family households - Ménages unifamiliaux.....	10,755	2,075	3,230	1,960	1,120	915	895	370	--	--	--
Multiple family households - Ménages multifamiliaux.....	170	--	--	--	--	--	--	--	--	--	--
Non-family households - Ménages non familiaux.....	2,825	1,235	1,020	250	--	--	100	--	--	--	--
<b>Urban - Régions urbaines</b>											
All households - Tous ménages.....	46,670	1,620	2,025	3,170	4,355	5,105	10,470	6,870	5,005	3,165	4,885
One family households - Ménages unifamiliaux.....	35,190	1,040	1,130	1,510	2,645	3,845	8,475	5,685	4,185	2,605	4,070
Multiple family households - Ménages multifamiliaux.....	1,405	--	--	--	--	--	300	150	185	130	355
Non-family households - Ménages non familiaux.....	10,075	545	860	1,600	1,650	1,165	1,695	1,035	635	430	460
<b>Calgary</b>											
All households - Tous ménages.....	15,460	370	480	1,060	1,500	1,690	3,170	2,320	1,865	1,150	1,855
One family households - Ménages unifamiliaux.....	11,135	215	220	345	810	1,195	2,490	1,830	1,535	925	1,570
Multiple family households - Ménages multifamiliaux.....	455	--	--	--	--	--	--	--	--	--	100
Non-family households - Ménages non familiaux.....	3,870	135	260	690	675	455	590	430	275	175	185
<b>Edmonton</b>											
All households - Tous ménages.....	16,585	255	395	740	1,245	1,595	3,785	2,475	1,950	1,520	2,625
One family households - Ménages unifamiliaux.....	12,305	195	210	265	590	1,115	2,920	1,995	1,610	1,245	2,160
Multiple family households - Ménages multifamiliaux.....	590	--	--	--	--	--	150	--	--	--	215
Non-family households - Ménages non familiaux.....	3,690	--	180	475	640	440	715	425	280	225	250
<b>BRITISH COLUMBIA</b>											
All households - Tous ménages.....	99,330	8,720	9,415	6,675	8,590	10,885	18,740	14,825	9,025	5,675	6,780
One family households - Ménages unifamiliaux.....	74,795	5,560	5,845	4,880	6,300	8,595	15,225	12,060	7,000	4,330	5,000
Multiple family households - Ménages multifamiliaux.....	2,955	145	115	110	210	310	575	475	365	290	360
Non-family households - Ménages non familiaux.....	21,580	3,015	3,455	1,685	2,080	1,980	2,940	2,290	1,660	1,055	1,420
<b>Rural - Régions rurales</b>											
All households - Tous ménages.....	26,165	5,975	6,065	3,215	2,975	2,535	2,965	1,355	580	215	285
One family households - Ménages unifamiliaux.....	20,730	3,755	4,445	2,795	2,570	2,275	2,690	1,255	500	200	245
Multiple family households - Ménages multifamiliaux.....	460	--	--	--	--	--	--	--	--	--	--
Non-family households - Ménages non familiaux.....	4,975	2,180	1,530	385	360	180	180	--	--	--	--
<b>Urban - Régions urbaines</b>											
All households - Tous ménages.....	73,165	2,745	3,350	3,460	5,615	8,350	15,775	13,470	8,445	5,460	6,495
One family households - Ménages unifamiliaux.....	54,065	1,805	1,400	2,085	3,730	6,320	12,535	10,805	6,500	4,130	4,755
Multiple family households - Ménages multifamiliaux.....	2,495	105	--	--	165	230	480	435	340	280	360
Non-family households - Ménages non familiaux.....	16,605	835	1,925	1,300	1,720	1,800	2,760	2,230	1,605	1,050	1,380
<b>Vancouver</b>											
All households - Tous ménages.....	37,435	975	1,365	1,365	2,350	3,545	7,510	7,465	4,970	3,435	4,455
One family households - Ménages unifamiliaux.....	25,895	645	425	745	1,415	2,430	5,540	5,550	3,600	2,395	3,150
Multiple family households - Ménages multifamiliaux.....	1,575	--	--	--	--	140	265	315	190	190	260
Non-family households - Ménages non familiaux.....	9,965	255	930	575	850	975	1,705	1,600	1,180	850	1,045
<b>Victoria</b>											
All households - Tous ménages.....	6,595	140	145	190	475	665	1,480	1,300	905	555	740
One family households - Ménages unifamiliaux.....	4,695	--	--	100	225	400	1,125	1,025	675	450	550
Multiple family households - Ménages multifamiliaux.....	195	--	--	--	--	--	--	--	--	--	--
Non-family households - Ménages non familiaux.....	1,705	--	--	--	235	250	305	255	195	--	170



TABLE 102. Owner non-farm households by number of families per household, showing the number with and without mortgages, for provinces, rural, urban, and cities of 30,000 population and over, 1951

TABLEAU 102. Ménages de propriétaires non agricoles selon le nombre de familles par ménage et nombre de ménages hypothéqués et non hypothéqués, provinces, régions rurales et urbaines, et cités de 30,000 et plus, 1951

Household composition Composition du ménage	Total	Households reporting: Ménages:		
		No mortgage Non hypothéqués	First mortgage only Première hypothèque seulement	First and second mortgages Première et deuxième hypothèques
<b>CANADA</b>				
<b>All households – Tous ménages</b> .....	<b>1,654,045</b>	<b>1,137,040</b>	<b>478,740</b>	<b>38,265</b>
One family households – Ménages unifamiliaux .....	1,350,885	904,965	415,915	30,005
Multiple family households – Ménages multifamiliaux .....	129,530	76,850	45,395	7,285
Non-family households – Ménages non familiaux .....	173,630	155,225	17,430	975
<b>Rural – Régions rurales</b>				
All households – Tous ménages .....	458,520	399,055	57,620	1,845
One family households – Ménages unifamiliaux .....	370,360	316,140	52,535	1,685
Multiple family households – Ménages multifamiliaux .....	20,460	17,880	2,495	--
Non-family households – Ménages non familiaux .....	67,700	65,035	2,590	--
<b>Urban – Régions urbaines</b>				
All households – Tous ménages .....	1,195,525	737,985	421,120	36,420
One family households – Ménages unifamiliaux .....	980,525	588,825	363,380	28,320
Multiple family households – Ménages multifamiliaux .....	109,070	58,970	42,900	7,200
Non-family households – Ménages non familiaux .....	105,930	90,190	14,840	900
<b>NEWFOUNDLAND</b>				
<b>All households – Tous ménages</b> .....	<b>58,125</b>	<b>56,155</b>	<b>1,920</b>	<b>--</b>
One family households – Ménages unifamiliaux .....	48,085	46,445	1,610	--
Multiple family households – Ménages multifamiliaux .....	6,365	6,105	240	--
Non-family households – Ménages non familiaux .....	3,675	3,605	--	--
<b>Rural – Régions rurales</b>				
All households – Tous ménages .....	36,610	36,560	--	--
One family households – Ménages unifamiliaux .....	30,480	30,435	--	--
Multiple family households – Ménages multifamiliaux .....	3,720	3,715	--	--
Non-family households – Ménages non familiaux .....	2,410	2,410	--	--
<b>Urban – Régions urbaines</b>				
All households – Tous ménages .....	21,515	19,595	1,870	--
One family households – Ménages unifamiliaux .....	17,605	16,010	1,565	--
Multiple family households – Ménages multifamiliaux .....	2,645	2,390	235	--
Non-family households – Ménages non familiaux .....	1,265	1,195	--	--
<b>St. John's</b>				
All households – Tous ménages .....	6,510	5,010	1,475	--
One family households – Ménages unifamiliaux .....	5,095	3,865	1,220	--
Multiple family households – Ménages multifamiliaux .....	915	705	195	--
Non-family households – Ménages non familiaux .....	500	440	--	--
<b>PRINCE EDWARD ISLAND</b>				
<b>All households – Tous ménages</b> .....	<b>7,975</b>	<b>6,220</b>	<b>1,735</b>	<b>--</b>
One family households – Ménages unifamiliaux .....	6,470	4,920	1,540	--
Multiple family households – Ménages multifamiliaux .....	410	275	130	--
Non-family households – Ménages non familiaux .....	1,095	1,025	--	--
<b>Rural – Régions rurales</b>				
All households – Tous ménages .....	5,045	4,160	875	--
One family households – Ménages unifamiliaux .....	4,140	3,325	810	--
Multiple family households – Ménages multifamiliaux .....	185	140	--	--
Non-family households – Ménages non familiaux .....	720	695	--	--
<b>Urban – Régions urbaines</b>				
All households – Tous ménages .....	2,930	2,060	860	--
One family households – Ménages unifamiliaux .....	2,330	1,595	730	--
Multiple family households – Ménages multifamiliaux .....	225	135	--	--
Non-family households – Ménages non familiaux .....	375	330	--	--
<b>NOVA SCOTIA</b>				
<b>All households – Tous ménages</b> .....	<b>89,115</b>	<b>72,680</b>	<b>15,955</b>	<b>480</b>
One family households – Ménages unifamiliaux .....	71,930	57,760	13,770	400
Multiple family households – Ménages multifamiliaux .....	7,175	5,440	1,680	--
Non-family households – Ménages non familiaux .....	10,010	9,480	505	--

**TABLE 102. Owner non-farm households by number of families per household, showing the number with and without mortgages, for provinces, rural, urban, and cities of 30,000 population and over, 1951 - Continued**

**TABLEAU 102. Ménages de propriétaires non agricoles selon le nombre de familles par ménage et nombre de ménages hypothéqués et non hypothéqués, provinces, régions rurales et urbaines, et cités de 30,000 et plus, 1951 - suite**

Household composition Composition du ménage	Total	Households reporting: Ménages:		
		No mortgage Non hypothéqués	First mortgage only Première hypothèque seulement	First and second mortgages Première et deuxième hypothèques
<b>NOVA SCOTIA - Con. - fin</b>				
<b>Rural - Régions rurales</b>				
All households - Tous ménages .....	38,520	35,735	2,735	--
One family households - Ménages unifamiliaux .....	30,810	28,280	2,485	--
Multiple family households - Ménages multifamiliaux .....	2,180	2,050	130	--
Non-family households - Ménages non familiaux .....	5,530	5,405	120	--
<b>Urban - Régions urbaines</b>				
All households - Tous ménages .....	50,595	36,945	13,220	430
One family households - Ménages unifamiliaux .....	41,120	29,480	11,285	355
Multiple family households - Ménages multifamiliaux .....	4,995	3,390	1,550	--
Non-family households - Ménages non familiaux .....	4,480	4,075	385	--
<b>Halifax</b>				
All households - Tous ménages .....	8,785	4,050	4,595	140
One family households - Ménages unifamiliaux .....	6,855	3,020	3,740	--
Multiple family households - Ménages multifamiliaux .....	1,155	445	680	--
Non-family households - Ménages non familiaux .....	775	585	175	--
<b>Sydney</b>				
All households - Tous ménages .....	4,350	2,890	1,420	--
One family households - Ménages unifamiliaux .....	3,485	2,275	1,180	--
Multiple family households - Ménages multifamiliaux .....	640	415	215	--
Non-family households - Ménages non familiaux .....	225	200	--	--
<b>NEW BRUNSWICK</b>				
All households - Tous ménages .....	53,595	45,090	8,360	145
One family households - Ménages unifamiliaux .....	44,300	36,610	7,565	125
Multiple family households - Ménages multifamiliaux .....	3,550	2,995	545	--
Non-family households - Ménages non familiaux .....	5,745	5,485	250	--
<b>Rural - Régions rurales</b>				
All households - Tous ménages .....	27,850	25,625	2,210	--
One family households - Ménages unifamiliaux .....	23,180	21,130	2,035	--
Multiple family households - Ménages multifamiliaux .....	1,635	1,510	125	--
Non-family households - Ménages non familiaux .....	3,035	2,985	--	--
<b>Urban - Régions urbaines</b>				
All households - Tous ménages .....	25,745	19,465	6,150	130
One family households - Ménages unifamiliaux .....	21,120	15,480	5,530	110
Multiple family households - Ménages multifamiliaux .....	1,915	1,485	420	--
Non-family households - Ménages non familiaux .....	2,710	2,500	200	--
<b>Saint John</b>				
All households - Tous ménages .....	2,845	2,285	540	--
One family households - Ménages unifamiliaux .....	2,135	1,650	470	--
Multiple family households - Ménages multifamiliaux .....	195	150	--	--
Non-family households - Ménages non familiaux .....	515	485	--	--
<b>QUÉBEC</b>				
All households - Tous ménages .....	288,575	194,430	90,650	3,495
One family households - Ménages unifamiliaux .....	247,050	162,750	81,275	3,025
Multiple family households - Ménages multifamiliaux .....	19,870	13,095	6,465	310
Non-family households - Ménages non familiaux .....	21,655	18,585	2,910	160
<b>Rural - Régions rurales</b>				
All households - Tous ménages .....	89,915	74,810	14,710	395
One family households - Ménages unifamiliaux .....	76,235	62,370	13,515	350
Multiple family households - Ménages multifamiliaux .....	4,665	3,935	710	--
Non-family households - Ménages non familiaux .....	9,015	8,505	485	--
<b>Urban - Régions urbaines</b>				
All households - Tous ménages .....	198,660	119,620	75,940	3,100
One family households - Ménages unifamiliaux .....	170,815	100,380	67,760	2,675
Multiple family households - Ménages multifamiliaux .....	15,205	9,160	5,755	290
Non-family households - Ménages non familiaux .....	12,640	10,080	2,425	135

**TABLE 102. Owner non-farm households by number of families per household, showing the number with and without mortgages, for provinces, rural, urban, and cities of 30,000 population and over, 1951 - Continued**

**TABLEAU 102. Ménages de propriétaires non agricoles selon le nombre de familles par ménage et nombre de ménages hypothéqués et non hypothéqués, provinces, régions rurales et urbaines, et cités de 30,000 et plus, 1951 - suite**

Household composition Composition du ménage	Total	Households reporting: Ménages:		
		No mortgage Non hypothéqués	First mortgage only Première hypothèque seulement	First and second mortgages Première et deuxième hypothèques
<b>QUÉBEC - Con.- fin</b>				
<b>Hull</b>				
All households - Tous ménages .....	4,160	2,925	1,215	--
One family households - Ménages unifamiliaux .....	3,405	2,330	1,060	--
Multiple family households - Ménages multifamiliaux .....	535	405	125	--
Non-family households - Ménages non familiaux .....	220	190	--	--
<b>Montréal</b>				
All households - Tous ménages .....	43,000	20,230	21,400	1,370
One family households - Ménages unifamiliaux .....	35,015	15,660	18,205	1,150
Multiple family households - Ménages multifamiliaux .....	4,470	2,125	2,205	140
Non-family households - Ménages non familiaux .....	3,515	2,445	990	--
<b>Outremont</b>				
All households - Tous ménages .....	2,375	1,535	805	--
One family households - Ménages unifamiliaux .....	2,030	1,300	700	--
Multiple family households - Ménages multifamiliaux .....	155	100	--	--
Non-family households - Ménages non familiaux .....	190	135	--	--
<b>Québec</b>				
All households - Tous ménages .....	8,505	5,165	3,170	170
One family households - Ménages unifamiliaux .....	7,105	4,155	2,795	155
Multiple family households - Ménages multifamiliaux .....	580	330	240	--
Non-family households - Ménages non familiaux .....	820	680	135	--
<b>Sherbrooke</b>				
All households - Tous ménages .....	3,725	1,935	1,750	--
One family households - Ménages unifamiliaux .....	3,255	1,605	1,625	--
Multiple family households - Ménages multifamiliaux .....	200	100	--	--
Non-family households - Ménages non familiaux .....	270	230	--	--
<b>Trois-Rivières</b>				
All households - Tous ménages .....	2,665	1,610	1,025	--
One family households - Ménages unifamiliaux .....	2,325	1,360	935	--
Multiple family households - Ménages multifamiliaux .....	215	145	--	--
Non-family households - Ménages non familiaux .....	125	105	--	--
<b>Verdun</b>				
All households - Tous ménages .....	3,130	1,415	1,645	--
One family households - Ménages unifamiliaux .....	2,650	1,110	1,475	--
Multiple family households - Ménages multifamiliaux .....	250	160	--	--
Non-family households - Ménages non familiaux .....	230	145	--	--
<b>ONTARIO</b>				
All households - Tous ménages .....	668,625	400,670	238,090	29,865
One family households - Ménages unifamiliaux .....	529,355	307,015	199,570	22,770
Multiple family households - Ménages multifamiliaux .....	69,070	33,295	29,310	6,465
Non-family households - Ménages non familiaux .....	70,200	60,360	9,210	630
<b>Rural - Régions rurales</b>				
All households - Tous ménages .....	123,990	96,735	26,130	1,125
One family households - Ménages unifamiliaux .....	99,345	74,585	23,720	1,040
Multiple family households - Ménages multifamiliaux .....	4,860	3,555	1,250	--
Non-family households - Ménages non familiaux .....	19,785	18,595	1,160	--
<b>Urban - Régions urbaines</b>				
All households - Tous ménages .....	544,635	303,935	211,960	28,740
One family households - Ménages unifamiliaux .....	430,010	232,430	175,850	21,730
Multiple family households - Ménages multifamiliaux .....	64,210	29,740	28,060	6,410
Non-family households - Ménages non familiaux .....	50,415	41,765	8,050	600
<b>Brantford</b>				
All households - Tous ménages .....	6,405	4,005	2,315	--
One family households - Ménages unifamiliaux .....	5,040	2,975	1,985	--
Multiple family households - Ménages multifamiliaux .....	480	275	200	--
Non-family households - Ménages non familiaux .....	885	755	130	--
<b>Fort William</b>				
All households - Tous ménages .....	6,675	4,845	1,740	--
One family households - Ménages unifamiliaux .....	5,805	4,110	1,605	--
Multiple family households - Ménages multifamiliaux .....	430	350	--	--
Non-family households - Ménages non familiaux .....	440	385	--	--

TABLE 102. Owner non-farm households by number of families per household, showing the number with and without mortgages, for provinces, rural, urban, and cities of 30,000 population and over, 1951 - Continued

TABLEAU 102. Ménages de propriétaires non agricoles selon le nombre de familles par ménage et nombre de ménages hypothéqués et non hypothéqués, provinces, régions rurales et urbaines, et cités de 30,000 et plus, 1951 - suite

Household composition Composition du ménage	Total	Households reporting: Ménages:		
		No mortgage Non hypothéqués	First mortgage only Première hypothèque seulement	First and second mortgages Première et deuxième hypothèques
<b>ONTARIO - Con. - suite</b>				
<b>Hamilton</b>				
All households - Tous ménages .....	36,055	18,545	15,705	1,805
One family households - Ménages unifamiliaux .....	28,870	14,080	13,295	1,495
Multiple family households - Ménages multifamiliaux .....	4,085	1,990	1,820	275
Non-family households - Ménages non familiaux .....	3,100	2,475	590	--
<b>Kingston</b>				
All households - Tous ménages .....	4,100	2,435	1,580	--
One family households - Ménages unifamiliaux .....	3,075	1,700	1,305	--
Multiple family households - Ménages multifamiliaux .....	475	280	190	--
Non-family households - Ménages non familiaux .....	550	455	--	--
<b>Kitchener</b>				
All households - Tous ménages .....	7,485	3,980	3,285	220
One family households - Ménages unifamiliaux .....	5,810	2,935	2,690	185
Multiple family households - Ménages multifamiliaux .....	1,080	530	515	--
Non-family households - Ménages non familiaux .....	595	515	--	--
<b>London</b>				
All households - Tous ménages .....	15,895	8,980	6,440	475
One family households - Ménages unifamiliaux .....	12,650	6,720	5,495	435
Multiple family households - Ménages multifamiliaux .....	1,335	685	610	--
Non-family households - Ménages non familiaux .....	1,910	1,575	335	--
<b>Oshawa</b>				
All households - Tous ménages .....	8,150	4,815	3,155	180
One family households - Ménages unifamiliaux .....	6,965	3,970	2,835	160
Multiple family households - Ménages multifamiliaux .....	620	390	220	--
Non-family households - Ménages non familiaux .....	565	455	100	--
<b>Ottawa</b>				
All households - Tous ménages .....	21,065	10,135	9,945	985
One family households - Ménages unifamiliaux .....	16,795	7,595	8,365	835
Multiple family households - Ménages multifamiliaux .....	2,260	1,095	1,040	125
Non-family households - Ménages non familiaux .....	2,010	1,445	540	--
<b>Peterborough</b>				
All households - Tous ménages .....	6,370	3,245	2,875	250
One family households - Ménages unifamiliaux .....	5,230	2,435	2,565	230
Multiple family households - Ménages multifamiliaux .....	545	305	225	--
Non-family households - Ménages non familiaux .....	595	505	--	--
<b>Port Arthur</b>				
All households - Tous ménages .....	6,275	4,215	2,010	--
One family households - Ménages unifamiliaux .....	5,360	3,520	1,795	--
Multiple family households - Ménages multifamiliaux .....	405	245	160	--
Non-family households - Ménages non familiaux .....	510	450	--	--
<b>St. Catharines</b>				
All households - Tous ménages .....	6,590	3,905	2,500	185
One family households - Ménages unifamiliaux .....	5,465	3,085	2,220	160
Multiple family households - Ménages multifamiliaux .....	485	255	210	--
Non-family households - Ménages non familiaux .....	640	565	--	--
<b>Sarnia</b>				
All households - Tous ménages .....	6,565	3,460	3,045	--
One family households - Ménages unifamiliaux .....	5,440	2,670	2,730	--
Multiple family households - Ménages multifamiliaux .....	445	210	215	--
Non-family households - Ménages non familiaux .....	680	580	100	--
<b>Sault Ste. Marie</b>				
All households - Tous ménages .....	5,315	3,875	1,410	--
One family households - Ménages unifamiliaux .....	4,285	3,060	1,205	--
Multiple family households - Ménages multifamiliaux .....	620	440	170	--
Non-family households - Ménages non familiaux .....	410	375	--	--
<b>Sudbury</b>				
All households - Tous ménages .....	4,435	2,575	1,705	155
One family households - Ménages unifamiliaux .....	3,605	2,040	1,415	150
Multiple family households - Ménages multifamiliaux .....	625	410	210	--
Non-family households - Ménages non familiaux .....	205	125	--	--

**TABLE 102. Owner non-farm households by number of families per household, showing the number with and without mortgages, for provinces, rural, urban, and cities of 30,000 population and over, 1951 - Continued**

**TABLEAU 102. Ménages de propriétaires non agricoles selon le nombre de familles par ménage et nombre de ménages hypothéqués et non hypothéqués, provinces, régions rurales et urbaines, et cités de 30,000 et plus, 1951 - suite**

Household composition Composition du ménage	Total	Households reporting: Ménages:		
		No mortgage Non hypothéqués	First mortgage only Première hypothèque seulement	First and second mortgages Première et deuxième hypothèques
<b>ONTARIO - Con., -fin</b>				
<b>Toronto</b>				
All households - Tous ménages .....	97,730	48,725	40,930	8,075
One family households - Ménages unifamiliaux .....	63,570	32,160	27,050	4,360
Multiple family households - Ménages multifamiliaux .....	24,920	10,015	11,485	3,420
Non-family households - Ménages non familiaux .....	9,240	6,550	2,395	295
<b>Windsor</b>				
All households - Tous ménages .....	17,290	10,735	6,280	275
One family households - Ménages unifamiliaux .....	14,275	8,580	5,485	210
Multiple family households - Ménages multifamiliaux .....	1,580	965	565	--
Non-family households - Ménages non familiaux .....	1,435	1,190	230	--
<b>MANITOBA</b>				
All households - Tous ménages .....	98,095	69,330	27,280	1,485
One family households - Ménages unifamiliaux .....	83,370	57,415	24,705	1,250
Multiple family households - Ménages multifamiliaux .....	5,755	3,655	1,905	195
Non-family households - Ménages non familiaux .....	8,970	8,260	670	--
<b>Rural - Régions rurales</b>				
All households - Tous ménages .....	24,075	22,760	1,280	--
One family households - Ménages unifamiliaux .....	19,365	18,155	1,175	--
Multiple family households - Ménages multifamiliaux .....	620	600	--	--
Non-family households - Ménages non familiaux .....	4,090	4,005	--	--
<b>Urban - Régions urbaines</b>				
All households - Tous ménages .....	74,020	46,570	26,000	1,450
One family households - Ménages unifamiliaux .....	64,005	39,260	23,530	1,215
Multiple family households - Ménages multifamiliaux .....	5,135	3,055	1,885	195
Non-family households - Ménages non familiaux .....	4,880	4,255	585	--
<b>Winnipeg</b>				
All households - Tous ménages .....	34,280	20,785	12,750	745
One family households - Ménages unifamiliaux .....	28,670	17,025	11,065	580
Multiple family households - Ménages multifamiliaux .....	3,385	1,945	1,310	130
Non-family households - Ménages non familiaux .....	2,225	1,815	375	--
<b>SASKATCHEWAN</b>				
All households - Tous ménages .....	79,425	70,520	8,795	110
One family households - Ménages unifamiliaux .....	64,835	56,725	8,015	--
Multiple family households - Ménages multifamiliaux .....	2,830	2,350	480	--
Non-family households - Ménages non familiaux .....	11,760	11,445	300	--
<b>Rural - Régions rurales</b>				
All households - Tous ménages .....	36,175	34,960	1,175	--
One family households - Ménages unifamiliaux .....	28,020	26,915	1,070	--
Multiple family households - Ménages multifamiliaux .....	715	705	--	--
Non-family households - Ménages non familiaux .....	7,440	7,340	--	--
<b>Urban - Régions urbaines</b>				
All households - Tous ménages .....	43,250	35,560	7,620	--
One family households - Ménages unifamiliaux .....	36,815	29,810	6,945	--
Multiple family households - Ménages multifamiliaux .....	2,115	1,645	470	--
Non-family households - Ménages non familiaux .....	4,320	4,105	205	--
<b>Regina</b>				
All households - Tous ménages .....	11,045	8,025	2,975	--
One family households - Ménages unifamiliaux .....	9,450	6,720	2,690	--
Multiple family households - Ménages multifamiliaux .....	785	555	230	--
Non-family households - Ménages non familiaux .....	810	750	--	--
<b>Saskatoon</b>				
All households - Tous ménages .....	9,585	7,130	2,440	--
One family households - Ménages unifamiliaux .....	8,200	5,995	2,195	--
Multiple family households - Ménages multifamiliaux .....	540	380	160	--
Non-family households - Ménages non familiaux .....	845	755	--	--

**TABLE 102. Owner non-farm households by number of families per household, showing the number with and without mortgages, for provinces, rural, urban, and cities of 30,000 population and over, 1951 - Concluded**

**TABLEAU 102. Ménages de propriétaires non agricoles selon le nombre de familles par ménages et nombre de ménages hypothéqués et non hypothéqués, provinces, régions rurales et urbaines, et cités de 30,000 et plus, 1951 - fin**

Household composition — Composition du ménage	Total	Households reporting: — Ménages:		
		No mortgage — Non hypothéqués	First mortgage only — Première hypothèque seulement	First and second mortgages — Première et deuxième hypothèques
<b>ALBERTA</b>				
<b>All households — Tous ménages</b> .....	<b>104, 270</b>	<b>79, 095</b>	<b>24, 830</b>	<b>345</b>
One family households — Ménages unifamiliaux .....	86, 350	63, 315	22, 735	300
Multiple family households — Ménages multifamiliaux .....	4, 740	3, 345	1, 370	--
Non-family households — Ménages non familiaux .....	13, 180	12, 435	725	--
<b>Rural — Régions rurales</b>				
All households — Tous ménages .....	26, 480	25, 145	1, 325	--
One family households — Ménages unifamiliaux .....	20, 480	19, 325	1, 145	--
Multiple family households — Ménages multifamiliaux .....	570	525	--	--
Non-family households — Ménages non familiaux .....	5, 430	5, 295	135	--
<b>Urban — Régions urbaines</b>				
All households — Tous ménages .....	77, 790	53, 950	23, 505	335
One family households — Ménages unifamiliaux .....	65, 870	43, 990	21, 590	290
Multiple family households — Ménages multifamiliaux .....	4, 170	2, 820	1, 325	--
Non-family households — Ménages non familiaux .....	7, 750	7, 140	590	--
<b>Calgary</b>				
All households — Tous ménages .....	22, 190	13, 610	8, 450	130
One family households — Ménages unifamiliaux .....	18, 710	10, 785	7, 815	110
Multiple family households — Ménages multifamiliaux .....	1, 280	840	430	--
Non-family households — Ménages non familiaux .....	2, 200	1, 985	205	--
<b>Edmonton</b>				
All households — Tous ménages .....	26, 150	15, 515	10, 490	145
One family households — Ménages unifamiliaux .....	22, 355	12, 730	9, 505	120
Multiple family households — Ménages multifamiliaux .....	1, 810	1, 090	705	--
Non-family households — Ménages non familiaux .....	1, 985	1, 695	280	--
<b>BRITISH COLUMBIA</b>				
<b>All households — Tous ménages</b> .....	<b>206, 245</b>	<b>142, 850</b>	<b>61, 125</b>	<b>2, 270</b>
One family households — Ménages unifamiliaux .....	169, 140	112, 010	55, 130	2, 000
Multiple family households — Ménages multifamiliaux .....	9, 765	6, 295	3, 270	200
Non-family households — Ménages non familiaux .....	27, 340	24, 545	2, 725	--
<b>Rural — Régions rurales</b>				
All households — Tous ménages .....	49, 860	42, 565	7, 130	165
One family households — Ménages unifamiliaux .....	38, 305	31, 620	6, 535	150
Multiple family households — Ménages multifamiliaux .....	1, 310	1, 145	155	--
Non-family households — Ménages non familiaux .....	10, 245	9, 800	440	--
<b>Urban — Régions urbaines</b>				
All households — Tous ménages .....	156, 385	100, 285	53, 995	2, 105
One family households — Ménages unifamiliaux .....	130, 835	80, 390	48, 595	1, 850
Multiple family households — Ménages multifamiliaux .....	8, 455	5, 150	3, 115	190
Non-family households — Ménages non familiaux .....	17, 095	14, 745	2, 285	--
<b>Vancouver</b>				
All households — Tous ménages .....	63, 870	37, 980	24, 620	1, 270
One family households — Ménages unifamiliaux .....	52, 750	30, 075	21, 565	1, 110
Multiple family households — Ménages multifamiliaux .....	4, 550	2, 595	1, 820	135
Non-family households — Ménages non familiaux .....	6, 570	5, 310	1, 235	--
<b>Victoria</b>				
All households — Tous ménages .....	9, 190	5, 775	3, 205	210
One family households — Ménages unifamiliaux .....	7, 200	4, 285	2, 745	170
Multiple family households — Ménages multifamiliaux .....	615	340	255	--
Non-family households — Ménages non familiaux .....	1, 375	1, 150	205	--

TABLE 103. Households with and without lodgers by tenure showing specified dwelling attributes, for provinces, rural, urban, and cities of 30,000 population and over, 1951

TABLEAU 103. Ménages avec et sans chambreurs selon le mode d'occupation et certains attributs du logement, provinces, régions rurales et urbaines, et cités de 30,000 et plus, 1951

Households with and without lodgers, and tenure Ménages avec et sans chambreurs et mode d'occupation	Total	Type of dwelling Genre de logement			Dwellings in need of major repair Logements ayant besoin de réparations importantes	Average number of rooms per dwelling Moyenne de pièces par logement	Dwellings with: Logements pourvus de:		
		Single detached Uniquement maison seule	Single attached Uniquement maison attenante	Apartments and flats Appartements et plain-pied			Running water Eau courante	Flush toilet (exclusive use) Toilettes avec chasse d'eau (usage exclusif)	Bath or shower (exclusive use) Baignoire ou douche (usage exclusif)
<b>CANADA</b>									
All households - Tous ménages .....	3,409,295	2,275,615	237,655	885,565	457,570	5.3	2,523,605	2,187,025	1,938,095
Owner - Propriétaires .....	2,236,955	1,898,950	144,710	186,425	285,120	5.8	1,523,680	1,317,320	1,191,175
Tenant - Locataires .....	1,172,340	376,665	92,945	699,140	172,450	4.5	999,925	869,705	746,920
Households with lodgers - Ménages avec chambreurs .....	328,210	191,730	47,595	87,940	38,110	6.3	287,320	248,970	232,860
Owner - Propriétaires .....	209,055	156,420	30,960	21,110	19,210	6.6	177,055	152,920	146,105
Tenant - Locataires .....	119,155	35,310	16,635	66,830	18,900	5.6	110,265	96,050	86,755
Households without lodgers - Ménages sans chambreurs .....	3,081,085	2,083,885	190,060	797,625	419,460	5.2	2,236,285	1,938,055	1,705,235
Owner - Propriétaires .....	2,027,900	1,742,530	113,750	165,315	265,910	5.7	1,346,625	1,164,400	1,045,070
Tenant - Locataires .....	1,053,185	341,355	76,310	632,310	153,550	4.4	889,660	773,655	660,165
<b>Rural - Régions rurales</b>									
All households - Tous ménages .....	1,254,260	1,131,610	58,875	58,520	253,075	5.6	495,310	342,700	269,700
Owner - Propriétaires .....	1,028,780	957,255	41,220	26,225	201,360	5.7	400,280	275,265	216,375
Tenant - Locataires .....	225,480	174,355	17,655	32,295	51,715	4.8	95,030	67,435	53,325
Households with lodgers - Ménages avec chambreurs .....	58,615	52,960	2,800	2,690	10,450	6.2	25,545	17,935	15,660
Owner - Propriétaires .....	47,785	44,270	1,970	1,405	7,960	6.4	21,100	14,710	12,980
Tenant - Locataires .....	10,830	8,690	830	1,285	2,490	5.4	4,445	3,225	2,680
Households without lodgers - Ménages sans chambreurs .....	1,195,645	1,078,650	56,075	55,830	242,625	5.5	469,765	324,765	254,040
Owner - Propriétaires .....	980,995	912,985	39,250	24,820	193,400	5.7	379,180	260,555	203,395
Tenant - Locataires .....	214,650	165,665	16,825	31,010	49,225	4.7	90,585	64,210	50,645
<b>Urban - Régions urbaines</b>									
All households - Tous ménages .....	2,155,035	1,144,005	178,780	827,045	204,495	5.2	2,028,295	1,844,325	1,668,395
Owner - Propriétaires .....	1,208,175	941,695	103,490	160,200	83,760	5.8	1,123,400	1,042,055	974,800
Tenant - Locataires .....	946,860	202,310	75,290	666,845	120,735	4.5	904,895	802,270	693,595
Households with lodgers - Ménages avec chambreurs .....	269,595	138,770	44,795	85,250	27,660	6.3	261,775	231,035	217,200
Owner - Propriétaires .....	161,270	112,150	28,990	19,705	11,250	6.7	155,955	138,210	133,125
Tenant - Locataires .....	108,325	26,620	15,805	65,545	16,410	5.6	105,820	92,825	84,075
Households without lodgers - Ménages sans chambreurs .....	1,885,440	1,005,235	133,985	741,795	176,835	5.1	1,766,520	1,613,290	1,451,195
Owner - Propriétaires .....	1,046,905	829,545	74,500	140,495	72,510	5.7	987,445	903,845	841,675
Tenant - Locataires .....	838,535	175,690	59,485	601,300	104,325	4.3	799,075	709,445	609,520
<b>NEWFOUNDLAND</b>									
All households - Tous ménages .....	70,980	59,340	7,210	4,320	6,945	5.6	20,525	16,210	11,640
Owner - Propriétaires .....	61,540	55,655	4,890	895	5,650	5.7	14,195	11,195	8,260
Tenant - Locataires .....	9,440	3,685	2,320	3,425	1,295	4.8	6,330	5,015	3,380
Households with lodgers - Ménages avec chambreurs .....	4,290	3,225	725	340	440	6.0	1,965	1,560	1,135
Owner - Propriétaires .....	3,440	2,935	430	--	360	6.2	1,335	1,075	810
Tenant - Locataires .....	850	290	295	265	--	5.4	630	485	325
Households without lodgers - Ménages sans chambreurs .....	66,690	56,115	6,485	3,980	6,505	5.5	18,560	14,650	10,505
Owner - Propriétaires .....	58,100	52,720	4,460	820	5,290	5.7	12,860	10,120	7,450
Tenant - Locataires .....	8,590	3,395	2,025	3,160	1,215	4.8	5,700	4,530	3,055
<b>Rural - Régions rurales</b>									
All households - Tous ménages .....	41,245	39,510	1,470	200	4,065	5.6	3,130	1,730	1,375
Owner - Propriétaires .....	39,435	38,080	1,215	--	3,865	5.6	2,525	1,255	930
Tenant - Locataires .....	1,810	1,430	255	120	200	5.6	605	475	445
Households with lodgers - Ménages avec chambreurs .....	1,850	1,795	--	--	195	5.9	255	140	115
Owner - Propriétaires .....	1,745	1,710	--	--	195	5.9	230	135	110
Tenant - Locataires .....	105	--	--	--	--	5.7	--	--	--
Households without lodgers - Ménages sans chambreurs .....	39,395	37,715	1,425	190	3,870	5.6	2,875	1,590	1,260
Owner - Propriétaires .....	37,690	36,370	1,190	--	3,670	5.6	2,295	1,120	820
Tenant - Locataires .....	1,705	1,345	235	120	200	5.6	580	470	440
<b>Urban - Régions urbaines</b>									
All households - Tous ménages .....	29,735	19,830	5,740	4,120	2,880	5.5	17,395	14,480	10,265
Owner - Propriétaires .....	22,105	17,575	3,675	815	1,785	5.8	11,670	9,940	7,330
Tenant - Locataires .....	7,630	2,255	2,065	3,305	1,095	4.7	5,725	4,540	2,935

TABLE 103 Households with and without lodgers by tenure showing specified dwelling attributes, for provinces, rural, urban, and cities of 30,000 population and over, 1951 - Continued

TABLEAU 103. Ménages avec et sans chambreurs selon le mode d'occupation et certains attributs du logement, provinces, régions rurales et urbaines, et cités de 30,000 et plus, 1951 - suite

Households with and without lodgers, and tenure Ménages avec et sans chambreurs et mode d'occupation	Total	Type of dwelling Genre de logement			Dwellings in need of major repair Logements ayant besoin de réparations importantes	Average number of rooms per dwelling Moyenne de pièces par logement	Dwellings with: Logements pourvus de:		
		Single detached Unique-maison seule	Single attached Unique-maison attenante	Apartments and flats Appartements et plain-pied			Running water Eau courante	Flush toilet (exclusive use) Toilettes avec chasse d'eau (usage exclusif)	Bath or shower (exclusive use) Baignoire ou douche (usage exclusif)
<b>NEWFOUNDLAND - Con. - fin</b>									
<b>Urban - Con. - Régions urbaines - fin</b>									
Households with lodgers - Ménages avec chambreurs ....	2,440	1,430	680	330	245	6.2	1,710	1,420	1,020
Owner - Propriétaires .....	1,695	1,225	405	--	165	6.5	1,105	940	700
Tenant - Locataires .....	745	205	275	265	--	5.4	605	480	320
Households without lodgers - Ménages sans chambreurs	27,295	18,400	5,060	3,790	2,635	5.5	15,685	13,060	9,245
Owner - Propriétaires .....	20,410	16,350	3,270	750	1,620	5.8	10,565	9,000	6,630
Tenant - Locataires .....	6,885	2,050	1,790	3,040	1,015	4.6	5,120	4,060	2,615
<b>St. John's</b>									
All households - Tous ménages .....	10,570	3,560	4,280	2,725	880	5.8	9,800	8,595	5,680
Owner - Propriétaires .....	6,520	3,030	2,835	655	240	6.4	6,145	5,765	4,190
Tenant - Locataires .....	4,050	530	1,445	2,070	640	4.7	3,655	2,830	1,490
Households with lodgers - Ménages avec chambreurs ....	1,070	265	615	190	--	6.6	1,035	865	610
Owner - Propriétaires .....	655	215	375	--	--	7.1	645	555	425
Tenant - Locataires .....	415	--	240	125	--	5.8	390	310	185
Households without lodgers - Ménages sans chambreurs	9,500	3,295	3,665	2,535	795	5.7	8,765	7,730	5,070
Owner - Propriétaires .....	5,865	2,815	2,460	590	195	6.4	5,500	5,210	3,765
Tenant - Locataires .....	3,635	480	1,205	1,945	600	4.6	3,265	2,520	1,305
<b>PRINCE EDWARD ISLAND</b>									
All households - Tous ménages .....	22,455	18,790	1,890	1,730	2,885	6.6	9,685	7,460	6,760
Owner - Propriétaires .....	18,305	16,815	1,010	460	2,245	6.8	6,525	4,890	4,550
Tenant - Locataires .....	4,150	1,975	880	1,270	640	5.4	3,160	2,570	2,210
Households with lodgers - Ménages avec chambreurs ....	1,590	1,140	260	185	210	7.1	1,165	970	865
Owner - Propriétaires .....	1,030	910	--	--	115	7.4	640	540	495
Tenant - Locataires .....	560	230	195	135	--	6.6	525	430	370
Households without lodgers - Ménages sans chambreurs	20,865	17,650	1,630	1,545	2,675	6.5	8,520	6,490	5,895
Owner - Propriétaires .....	17,275	15,905	945	410	2,130	6.8	5,885	4,350	4,055
Tenant - Locataires .....	3,590	1,745	685	1,135	545	5.2	2,635	2,140	1,840
<b>Rural - Régions rurales</b>									
All households - Tous ménages .....	16,880	15,715	870	260	2,270	6.8	4,530	3,070	2,955
Owner - Propriétaires .....	15,325	14,460	720	125	2,030	6.9	3,850	2,515	2,420
Tenant - Locataires .....	1,555	1,255	150	135	240	5.7	680	555	535
Households with lodgers - Ménages avec chambreurs ....	625	590	--	--	--	7.5	250	185	165
Owner - Propriétaires .....	570	550	--	--	--	7.5	225	160	145
Tenant - Locataires .....	--	--	--	--	--	--	--	--	--
Households without lodgers - Ménages sans chambreurs	16,255	15,125	845	255	2,175	6.8	4,280	2,885	2,790
Owner - Propriétaires .....	14,755	13,910	705	125	1,940	6.9	3,625	2,355	2,275
Tenant - Locataires .....	1,500	1,215	140	130	235	5.7	655	530	515
<b>Urban - Régions urbaines</b>									
All households - Tous ménages .....	5,575	3,075	1,020	1,470	615	5.9	5,155	4,390	3,805
Owner - Propriétaires .....	2,980	2,355	290	335	215	6.5	2,675	2,375	2,130
Tenant - Locataires .....	2,595	720	730	1,135	400	5.2	2,480	2,015	1,675
Households with lodgers - Ménages avec chambreurs ....	965	550	235	180	115	6.9	915	785	700
Owner - Propriétaires .....	460	360	--	--	--	7.2	415	380	350
Tenant - Locataires .....	505	190	185	130	--	6.6	500	405	350
Households without lodgers - Ménages sans chambreurs	4,610	2,525	785	1,290	500	5.7	4,240	3,605	3,105
Owner - Propriétaires .....	2,520	1,995	240	285	190	6.4	2,260	1,995	1,780
Tenant - Locataires .....	2,090	530	545	1,005	310	4.8	1,980	1,610	1,325
<b>NOVA SCOTIA</b>									
All households - Tous ménages .....	149,355	117,245	12,260	19,800	19,505	6.0	97,075	73,540	63,245
Owner - Propriétaires .....	113,945	102,060	7,565	4,165	12,520	6.3	68,170	52,130	45,920
Tenant - Locataires .....	35,610	15,185	4,695	15,635	6,985	4.9	28,905	21,410	17,325



TABLE 103. Households with and without lodgers by tenure showing specified dwelling attributes, for provinces, rural, urban, and cities of 30,000 population and over, 1951 - Continued

TABLEAU 103. Ménages avec et sans chambreurs selon le mode d'occupation et certains attributs du logement, provinces, régions rurales et urbaines, et cités de 30,000 et plus, 1951 - suite

Households with and without lodgers, and tenure Ménages avec et sans chambreurs et mode d'occupation	Total	Type of dwelling Genre de logement			Dwellings in need of major repair Logements ayant besoin de réparations importantes	Average number of rooms per dwelling Moyenne de pièces par logement	Dwellings with: Logements pourvus de:		
		Single detached Uniquement seule	Single attached Uniquement attenante	Apartments and flats Appartements et plain-pied			Running water Eau courante	Flush toilet (exclusive use) Toilettes avec chasse d'eau (usage exclusif)	Bath or shower (exclusive use) Baignoire ou douche (usage exclusif)
<b>NOVA SCOTIA - Con.-fin</b>									
Households with lodgers - Ménages avec chambreurs ....	15,220	11,265	1,430	2,485	2,055	6.7	11,650	9,220	8,255
Owner - Propriétaires .....	11,320	9,705	855	740	1,185	7.0	8,175	6,585	6,070
Tenant - Locataires .....	3,900	1,560	575	1,745	890	5.7	3,475	2,635	2,185
Households without lodgers - Ménages sans chambreurs	134,335	105,980	10,830	17,315	17,450	5.9	85,425	64,320	54,990
Owner - Propriétaires .....	102,825	92,355	6,710	3,425	11,355	6.2	59,995	45,545	39,850
Tenant - Locataires .....	31,710	13,625	4,120	13,890	6,095	4.7	25,430	18,775	15,140
<b>Rural - Régions rurales</b>									
All households - Tous ménages .....	71,125	66,120	3,435	1,505	9,445	6.3	26,535	16,100	14,660
Owner - Propriétaires .....	62,865	59,755	2,355	715	7,815	6.4	23,140	13,905	12,665
Tenant - Locataires .....	8,260	6,365	1,080	790	1,630	5.4	3,395	2,195	1,995
Households with lodgers - Ménages avec chambreurs ....	5,225	4,855	290	--	770	6.9	2,170	1,365	1,285
Owner - Propriétaires .....	4,710	4,425	230	--	630	6.9	1,965	1,235	1,160
Tenant - Locataires .....	515	430	--	--	140	6.4	205	130	125
Households without lodgers - Ménages sans chambreurs	65,900	61,265	3,145	1,425	8,675	6.3	24,365	14,735	13,375
Owner - Propriétaires .....	58,155	55,330	2,125	660	7,185	6.4	21,175	12,870	11,505
Tenant - Locataires .....	7,745	5,935	1,020	765	1,490	5.4	3,190	2,065	1,870
<b>Urban - Régions urbaines</b>									
All households - Tous ménages .....	78,430	51,125	8,825	18,295	10,060	5.7	70,540	57,440	48,585
Owner - Propriétaires .....	51,080	42,305	5,210	3,450	4,705	6.2	45,030	38,225	33,255
Tenant - Locataires .....	27,350	8,820	3,615	14,845	5,355	4.7	25,510	19,215	15,330
Households with lodgers - Ménages avec chambreurs ....	9,995	6,410	1,140	2,405	1,285	6.6	9,480	7,855	6,970
Owner - Propriétaires .....	6,610	5,280	625	685	535	7.1	6,210	5,350	4,910
Tenant - Locataires .....	3,385	1,130	515	1,720	750	5.6	3,270	2,505	2,060
Households without lodgers - Ménages sans chambreurs	68,435	44,715	7,685	15,890	8,775	5.5	61,060	49,585	41,615
Owner - Propriétaires .....	44,470	37,025	4,585	2,765	4,170	6.1	38,820	32,875	28,345
Tenant - Locataires .....	23,965	7,690	3,100	13,125	4,605	4.5	22,240	16,710	13,270
<b>Halifax</b>									
All households - Tous ménages .....	18,710	7,765	2,040	8,805	2,490	5.3	18,470	15,190	13,600
Owner - Propriétaires .....	8,785	6,540	995	1,185	375	6.4	8,650	8,275	8,005
Tenant - Locataires .....	9,925	1,225	1,045	7,620	2,115	4.4	9,820	6,915	5,595
Households with lodgers - Ménages avec chambreurs ....	3,665	1,670	550	1,405	545	6.2	3,645	3,040	2,790
Owner - Propriétaires .....	1,930	1,325	270	315	--	7.0	1,920	1,760	1,710
Tenant - Locataires .....	1,735	345	280	1,090	450	5.3	1,725	1,280	1,080
Households without lodgers - Ménages sans chambreurs	15,045	6,095	1,490	7,400	1,945	5.1	14,825	12,150	10,810
Owner - Propriétaires .....	6,855	5,215	725	870	280	6.2	6,730	6,515	6,295
Tenant - Locataires .....	8,190	880	765	6,530	1,665	4.2	8,095	5,635	4,515
<b>Sydney</b>									
All households - Tous ménages .....	6,325	4,125	570	1,625	790	6.1	6,075	5,395	4,615
Owner - Propriétaires .....	4,350	3,630	315	405	405	6.5	4,120	3,820	3,450
Tenant - Locataires .....	1,975	495	255	1,220	385	5.1	1,955	1,575	1,165
Households with lodgers - Ménages avec chambreurs ....	1,195	825	--	275	135	6.9	1,165	950	860
Owner - Propriétaires .....	835	705	--	--	--	7.3	810	685	650
Tenant - Locataires .....	360	120	--	190	--	6.0	355	265	210
Households without lodgers - Ménages sans chambreurs	5,130	3,300	475	1,350	655	5.8	4,910	4,445	3,755
Owner - Propriétaires .....	3,515	2,925	270	320	335	6.3	3,310	3,135	2,800
Tenant - Locataires .....	1,615	375	205	1,030	320	4.9	1,600	1,310	955
<b>NEW BRUNSWICK</b>									
All households - Tous ménages .....	114,010	83,220	9,200	21,380	22,350	6.0	68,330	55,480	46,115
Owner - Propriétaires .....	81,210	71,770	4,800	4,515	15,550	6.3	41,445	31,745	27,340
Tenant - Locataires .....	32,800	11,450	4,400	16,865	6,800	5.2	26,885	23,735	18,775
Households with lodgers - Ménages avec chambreurs ....	9,230	6,025	910	2,280	1,670	6.7	6,790	5,850	5,080
Owner - Propriétaires .....	6,010	5,065	460	470	915	7.2	3,895	3,205	2,915
Tenant - Locataires .....	3,220	960	450	1,810	755	5.8	2,895	2,645	2,145

TABLE 103. Households with and without lodgers by tenure showing specified dwelling attributes; for provinces, rural, urban, and cities of 30,000 population and over, 1951 - Continued

TABLEAU 103. Ménages avec et sans chambreurs selon le mode d'occupation et certains attributs du logement, provinces, régions rurales et urbaines, et cités de 30,000 et plus, 1951 - suite

Households with and without lodgers, and tenure Ménages avec et sans chambreurs et mode d'occupation	Total	Type of dwelling Genre de logement			Dwellings in need of major repair Logements ayant besoin de réparations importantes	Average number of rooms per dwelling Moyenne de pièces par logement	Dwellings with: Logements pourvus de:		
		Single detached Unique-maison seule	Single attached Unique-maison attenante	Apartments and flats Appartements et plain-pied			Running water Eau courante	Flush toilet (exclusive use) Toilettes avec chasse d'eau (usage exclusif)	Bath or shower (exclusive use) Baignoire ou douche (usage exclusif)
<b>NEW BRUNSWICK - Con.-fin</b>									
Households without lodgers - Ménages sans chambreurs	104,780	77,195	8,290	19,100	20,680	5.9	61,540	49,630	41,055
Owner - Propriétaires	75,200	66,705	4,340	4,045	14,635	6.3	37,550	28,540	24,425
Tenant - Locataires	29,580	10,490	3,950	15,055	6,045	5.1	23,990	21,090	16,630
<b>Rural - Régions rurales</b>									
All households - Tous ménages	62,225	56,080	4,190	1,820	14,595	6.2	21,935	13,445	11,235
Owner - Propriétaires	54,710	50,715	3,085	805	12,555	6.3	18,885	11,445	9,650
Tenant - Locataires	7,515	5,365	1,105	1,015	2,040	5.3	3,050	2,000	1,585
Households with lodgers - Ménages avec chambreurs	3,580	3,215	255	--	760	7.0	1,440	930	810
Owner - Propriétaires	3,175	2,915	200	--	630	7.2	1,265	820	730
Tenant - Locataires	405	300	--	--	130	6.0	175	110	--
Households without lodgers - Ménages sans chambreurs	58,645	52,865	3,935	1,725	13,835	6.1	20,495	12,515	10,425
Owner - Propriétaires	51,535	47,800	2,885	760	11,925	6.3	17,620	10,625	8,920
Tenant - Locataires	7,110	5,065	1,050	965	1,910	5.2	2,875	1,890	1,505
<b>Urban - Régions urbaines</b>									
All households - Tous ménages	51,785	27,140	5,010	19,560	7,755	5.8	46,395	42,035	34,880
Owner - Propriétaires	26,500	21,055	1,715	3,710	2,995	6.4	22,560	20,300	17,690
Tenant - Locataires	25,285	6,085	3,295	15,850	4,760	5.1	23,835	21,735	17,190
Households with lodgers - Ménages avec chambreurs	5,650	2,810	655	2,185	910	6.6	5,350	4,920	4,250
Owner - Propriétaires	2,835	2,150	280	425	285	7.3	2,630	2,385	2,185
Tenant - Locataires	2,815	660	395	1,760	625	5.8	2,720	2,535	2,065
Households without lodgers - Ménages sans chambreurs	46,135	24,330	4,355	17,375	6,845	5.7	41,045	37,115	30,630
Owner - Propriétaires	23,665	18,905	1,455	3,285	2,710	6.3	19,930	17,915	15,505
Tenant - Locataires	22,470	5,425	2,900	14,090	4,135	5.0	21,115	19,200	15,125
<b>Saint John</b>									
All households - Tous ménages	13,180	1,420	1,065	10,655	2,180	5.5	12,930	12,285	9,175
Owner - Propriétaires	2,910	795	335	1,775	210	6.5	2,765	2,700	2,285
Tenant - Locataires	10,270	625	730	8,880	1,970	5.2	10,145	9,585	6,890
Households with lodgers - Ménages avec chambreurs	1,575	160	125	1,290	290	6.2	1,555	1,515	1,160
Owner - Propriétaires	330	--	--	200	--	7.4	320	320	275
Tenant - Locataires	1,245	--	--	1,090	275	5.9	1,235	1,195	885
Households without lodgers - Ménages sans chambreurs	11,605	1,260	940	9,365	1,890	5.4	11,375	10,770	8,015
Owner - Propriétaires	2,580	725	275	1,575	195	6.4	2,465	2,380	2,010
Tenant - Locataires	9,025	535	665	7,790	1,695	5.1	8,910	8,390	6,005
<b>QUÉBEC</b>									
All households - Tous ménages	838,785	341,310	35,870	480,215	136,035	5.5	768,830	700,385	525,690
Owner - Propriétaires	416,960	292,960	24,560	98,435	75,425	6.4	340,970	293,265	201,210
Tenant - Locataires	441,825	48,350	11,310	381,780	60,610	4.7	427,860	407,120	324,480
Households with lodgers - Ménages avec chambreurs	71,275	18,395	3,675	49,100	10,495	6.0	67,880	63,000	53,265
Owner - Propriétaires	25,220	14,800	1,915	8,465	3,710	6.9	22,550	20,380	16,440
Tenant - Locataires	46,055	3,595	1,760	40,635	6,785	5.5	45,330	42,620	36,825
Households without lodgers - Ménages sans chambreurs	787,510	322,915	32,195	431,115	125,540	5.5	700,950	637,385	472,425
Owner - Propriétaires	391,740	278,160	22,845	89,970	71,715	6.3	318,420	272,885	184,770
Tenant - Locataires	395,770	44,755	9,550	341,145	53,825	4.6	382,530	364,500	287,655
<b>Rural - Régions rurales</b>									
All households - Tous ménages	255,385	211,285	11,520	31,750	64,480	6.3	175,625	128,420	57,900
Owner - Propriétaires	215,435	189,280	9,795	15,610	54,505	6.5	145,875	105,025	46,660
Tenant - Locataires	39,950	22,005	1,725	16,140	9,955	5.0	29,750	23,395	11,240
Households with lodgers - Ménages avec chambreurs	9,415	7,675	390	1,320	2,295	6.8	6,650	5,220	2,940
Owner - Propriétaires	7,625	6,560	335	705	1,835	7.1	5,375	4,140	2,325
Tenant - Locataires	1,790	1,115	--	615	460	5.6	1,275	1,080	615

TABLE 103. Households with and without lodgers by tenure showing specified dwelling attributes, for provinces, rural, urban, and cities of 30,000 population and over, 1951 - Continued

TABLEAU 103. Ménages avec et sans chambreurs selon le mode d'occupation et certains attributs du logement, provinces, régions rurales et urbaines, et cités de 30,000 et plus, 1951 - suite

Households with and without lodgers, and tenure Ménages avec et sans chambreurs et mode d'occupation	Total	Type of dwelling Genre de logement			Dwellings in need of major repair Logements ayant besoin de réparations importantes	Average number of rooms per dwelling Moyenne de pièces par logement	Dwellings with: Logements pourvus de:		
		Single detached Unique-maison seule	Single attached Unique-maison attenante	Apartments and flats Appartements et plain-pied			Running water Eau courante	Flush toilet (exclusive use) Toilettes avec chasse d'eau (usage exclusif)	Bath or shower (exclusive use) Baignoire ou douche (usage exclusif)
<b>QUÉBEC - Con. - suite</b>									
<b>Rural - Con. - Régions rurales - fin</b>									
Households without lodgers - Ménages sans chambreurs	245,970	203,610	11,130	30,430	62,165	6.3	168,975	123,200	54,960
Owner - Propriétaires	207,810	182,720	9,460	14,905	52,670	6.5	140,500	100,885	44,335
Tenant - Locataires	38,160	20,890	1,670	15,525	9,495	5.0	28,475	22,315	10,625
<b>Urban - Régions urbaines</b>									
All households - Tous ménages	603,400	130,025	24,350	448,465	71,575	5.2	593,205	571,965	467,790
Owner - Propriétaires	201,525	103,680	14,765	82,825	20,920	6.2	195,095	188,240	154,550
Tenant - Locataires	401,875	26,345	9,585	365,640	50,655	4.6	398,110	383,725	313,240
Households with lodgers - Ménages avec chambreurs	61,860	10,720	3,285	47,780	8,200	5.8	61,230	57,780	50,325
Owner - Propriétaires	17,595	8,240	1,580	7,760	1,875	6.8	17,175	16,240	14,115
Tenant - Locataires	44,265	2,480	1,705	40,020	6,325	5.5	44,055	41,540	36,210
Households without lodgers - Ménages sans chambreurs	541,540	119,305	21,065	400,685	63,375	5.1	531,975	514,185	417,465
Owner - Propriétaires	183,930	95,440	13,185	75,065	19,045	6.2	177,920	172,000	140,435
Tenant - Locataires	357,610	23,865	7,880	325,620	44,330	4.5	354,055	342,185	277,030
<b>Hull</b>									
All households - Tous ménages	9,325	3,195	345	5,785	1,220	4.7	9,155	8,510	5,145
Owner - Propriétaires	4,175	2,490	135	1,550	570	5.4	4,050	3,805	2,505
Tenant - Locataires	5,150	705	210	4,235	650	4.2	5,105	4,705	2,640
Households with lodgers - Ménages avec chambreurs	1,005	365	--	570	120	5.7	985	885	610
Owner - Propriétaires	490	305	--	160	--	6.6	475	425	290
Tenant - Locataires	515	--	--	410	--	4.9	510	460	320
Households without lodgers - Ménages sans chambreurs	8,320	2,830	275	5,215	1,100	4.6	8,170	7,625	4,535
Owner - Propriétaires	3,685	2,185	110	1,390	500	5.3	3,575	3,380	2,215
Tenant - Locataires	4,635	645	165	3,825	600	4.1	4,595	4,245	2,320
<b>Montréal</b>									
All households - Tous ménages	247,485	11,460	8,260	227,555	26,120	4.8	246,940	239,205	214,665
Owner - Propriétaires	43,215	8,045	5,075	30,035	2,465	5.9	43,140	42,510	40,820
Tenant - Locataires	204,270	3,415	3,185	197,520	23,655	4.6	203,800	196,695	173,845
Households with lodgers - Ménages avec chambreurs	32,630	1,235	1,520	29,840	4,315	5.6	32,605	30,530	27,825
Owner - Propriétaires	4,820	755	595	3,465	345	6.4	4,820	4,585	4,455
Tenant - Locataires	27,810	480	925	26,375	3,970	5.5	27,785	25,945	23,370
Households without lodgers - Ménages sans chambreurs	214,855	10,225	6,740	197,715	21,805	4.7	214,335	208,675	186,840
Owner - Propriétaires	38,395	7,290	4,480	26,570	2,120	5.9	38,320	37,925	36,365
Tenant - Locataires	176,460	2,935	2,260	171,145	19,685	4.5	176,015	170,750	150,475
<b>Outremont</b>									
All households - Tous ménages	7,420	710	890	5,820	340	6.5	7,420	7,345	7,370
Owner - Propriétaires	2,375	665	795	915	--	8.3	2,375	2,370	2,375
Tenant - Locataires	5,045	--	--	4,905	305	5.7	5,045	4,975	4,995
Households with lodgers - Ménages avec chambreurs	875	--	--	775	--	6.5	875	865	875
Owner - Propriétaires	140	--	--	--	--	8.4	140	140	140
Tenant - Locataires	735	--	--	710	--	6.2	735	725	735
Households without lodgers - Ménages sans chambreurs	6,545	665	835	5,045	270	6.5	6,545	6,480	6,495
Owner - Propriétaires	2,235	630	755	850	--	8.3	2,235	2,230	2,235
Tenant - Locataires	4,310	--	--	4,195	235	5.6	4,310	4,250	4,260
<b>Québec</b>									
All households - Tous ménages	34,970	2,620	1,420	30,900	3,985	5.2	34,845	33,825	25,580
Owner - Propriétaires	8,540	2,110	850	5,565	530	6.5	8,510	8,335	7,150
Tenant - Locataires	26,430	510	570	25,335	3,455	4.7	26,335	25,490	18,430
Households with lodgers - Ménages avec chambreurs	3,010	200	220	2,590	425	6.1	3,010	2,930	2,270
Owner - Propriétaires	725	170	115	440	--	7.2	725	715	610
Tenant - Locataires	2,285	--	105	2,150	360	5.7	2,285	2,215	1,660
Households without lodgers - Ménages sans chambreurs	31,960	2,420	1,200	28,310	3,560	5.1	31,835	30,895	23,310
Owner - Propriétaires	7,815	1,940	735	5,125	465	6.4	7,785	7,620	6,540
Tenant - Locataires	24,145	480	465	23,185	3,095	4.6	24,050	23,275	16,770

TABLE 103. Households with and without lodgers by tenure showing specified dwelling attributes, for provinces, rural, urban, and cities of 30,000 population and over, 1951 - Continued

TABLEAU 103. Ménages avec et sans chambreurs selon le mode d'occupation et certains attributs du logement, provinces, régions rurales et urbaines, et cités de 30,000 et plus, 1951 - suite

Households with and without lodgers, and tenure Ménages avec et sans chambreurs et mode d'occupation	Total	Type of dwelling Genre de logement			Dwellings in need of major repair Logements ayant besoin de réparations importantes	Average number of rooms per dwelling Moyenne de pièces par logement	Dwellings with: Logements pourvus de:		
		Single detached Unique-maison seule	Single attached Unique-maison attenante	Apartments and flats Appartements et plain-pied			Running water Eau courante	Flush toilet (exclusive use) Toilettes avec chasse d'eau (usage exclusif)	Bath or shower (exclusive use) Baignoire ou douche (usage exclusif)
<b>QUÉBEC - Con. - fin</b>									
<b>Sherbrooke</b>									
All households - Tous ménages.....	11,545	2,190	215	9,130	1,140	4.8	11,450	11,250	10,025
Owner - Propriétaires .....	3,785	1,830	145	1,805	275	5.9	3,720	3,695	3,435
Tenant - Locataires.....	7,760	360	--	7,325	865	4.3	7,730	7,555	6,590
Households with lodgers - Ménages avec chambreurs ....	1,060	230	--	805	--	5.5	1,055	1,045	940
Owner - Propriétaires .....	305	160	--	135	--	6.3	300	300	270
Tenant - Locataires.....	755	--	--	670	--	5.1	755	745	670
Households without lodgers - Ménages sans chambreurs	10,485	1,960	195	8,325	1,045	4.7	10,395	10,205	9,085
Owner - Propriétaires .....	3,480	1,670	135	1,670	260	5.8	3,420	3,395	3,165
Tenant - Locataires.....	7,005	290	--	6,655	785	4.2	6,975	6,810	5,920
<b>Trois-Rivières</b>									
All households - Tous ménages.....	9,530	1,460	680	7,385	740	5.1	9,450	9,135	7,525
Owner - Propriétaires .....	2,670	1,005	210	1,455	165	6.0	2,640	2,475	2,170
Tenant - Locataires.....	6,860	455	470	5,930	575	4.7	6,810	6,660	5,355
Households with lodgers - Ménages avec chambreurs ....	670	160	--	445	--	5.8	655	620	515
Owner - Propriétaires .....	220	100	--	105	--	6.5	210	185	140
Tenant - Locataires.....	450	--	--	340	--	5.4	445	435	375
Households without lodgers - Ménages sans chambreurs	8,860	1,300	615	6,940	645	5.0	8,795	8,515	7,010
Owner - Propriétaires .....	2,450	905	195	1,350	135	6.0	2,430	2,290	2,030
Tenant - Locataires.....	6,410	395	420	5,590	510	4.6	6,365	6,225	4,980
<b>Verdun</b>									
All households - Tous ménages.....	19,805	1,005	215	18,580	1,365	4.7	19,805	19,610	19,255
Owner - Propriétaires .....	3,130	875	130	2,125	--	5.4	3,130	3,120	3,070
Tenant - Locataires.....	16,675	130	--	16,455	1,270	4.6	16,675	16,490	16,185
Households with lodgers - Ménages avec chambreurs ....	1,425	--	--	1,325	115	5.1	1,425	1,380	1,370
Owner - Propriétaires .....	250	--	--	185	--	5.7	250	245	235
Tenant - Locataires.....	1,175	--	--	1,140	100	5.0	1,175	1,135	1,135
Households without lodgers - Ménages sans chambreurs	18,380	925	195	17,255	1,250	4.7	18,380	18,230	17,885
Owner - Propriétaires .....	2,880	810	130	1,940	--	5.4	2,880	2,875	2,835
Tenant - Locataires.....	15,500	115	--	15,315	1,170	4.6	15,500	15,355	15,050
<b>ONTARIO</b>									
All households - Tous ménages.....	1,181,125	823,930	133,855	219,360	115,350	5.7	970,980	846,760	805,035
Owner - Propriétaires .....	821,335	687,645	82,385	48,760	66,625	6.1	658,395	582,490	562,200
Tenant - Locataires.....	359,790	136,285	51,470	170,600	48,725	4.7	312,585	264,270	242,835
Households with lodgers - Ménages avec chambreurs ....	152,450	93,375	36,920	21,540	14,105	6.6	141,080	122,695	119,180
Owner - Propriétaires .....	110,465	77,695	25,530	6,855	7,635	6.8	101,665	89,020	87,170
Tenant - Locataires.....	41,985	15,680	11,390	14,685	6,470	5.9	39,415	33,675	32,010
Households without lodgers - Ménages sans chambreurs	1,028,675	730,555	96,935	197,820	101,245	5.5	829,900	724,065	685,855
Owner - Propriétaires .....	710,870	609,950	56,855	41,905	58,990	6.0	556,730	493,470	475,030
Tenant - Locataires.....	317,805	120,605	40,080	155,915	42,255	4.5	273,170	230,595	210,825
<b>Rural - Régions rurales</b>									
All households - Tous ménages.....	340,870	304,970	18,675	15,925	50,835	6.1	157,415	109,975	105,570
Owner - Propriétaires .....	272,800	254,270	11,330	6,250	37,140	6.4	126,930	89,435	86,480
Tenant - Locataires.....	68,070	50,700	7,345	9,675	13,695	5.2	30,485	20,540	19,090
Households with lodgers - Ménages avec chambreurs ....	19,145	17,265	1,030	790	2,820	6.6	9,470	6,690	6,485
Owner - Propriétaires .....	15,695	14,500	700	445	2,050	6.8	7,945	5,650	5,515
Tenant - Locataires.....	3,450	2,765	330	345	770	5.9	1,525	1,040	970
Households without lodgers - Ménages sans chambreurs	321,725	287,705	17,645	15,135	48,015	6.1	147,945	103,285	99,085
Owner - Propriétaires .....	257,105	239,770	10,630	5,805	35,090	6.3	118,985	83,785	80,965
Tenant - Locataires.....	64,620	47,935	7,015	9,330	12,925	5.2	28,960	19,500	18,120
<b>Urban - Régions urbaines</b>									
All households - Tous ménages.....	840,255	518,960	115,180	203,435	64,515	5.5	813,565	736,785	699,465
Owner - Propriétaires .....	548,535	433,375	71,055	42,510	29,485	6.0	531,465	493,055	475,720
Tenant - Locataires.....	291,720	85,585	44,125	160,925	35,030	4.6	282,100	243,730	223,745

TABLE 103. Households with and without lodgers by tenure showing specified dwelling attributes, for provinces, rural, urban, and cities of 30,000 population and over, 1951 - Continued

TABLEAU 103. Ménages avec et sans chambreurs selon le mode d'occupation et certains attributs du logement, provinces, régions rurales et urbaines, et cités de 30,000 et plus, 1951 - suite

Households with and without lodgers, and tenure Ménages avec et sans chambreurs et mode d'occupation	Total	Type of dwelling Genre de logement			Dwellings in need of major repair Logements ayant besoin de réparations importantes	Average number of rooms per dwelling Moyenne de pièces par logement	Dwellings with: Logements pourvus de:		
		Single detached Unique-maison seule	Single attached Unique-maison attenante	Apartments and flats Appartements et plain-pied			Running water Eau courante	Flush toilet (exclusive use) Toilettes avec chasse d'eau (usage exclusif)	Bath or shower (exclusive use) Baignoire ou douche (usage exclusif)
<b>ONTARIO - Con. - suite</b>									
<b>Urban - Con. - Régions urbaines - fin</b>									
Households with lodgers - Ménages avec chambreurs.....	133,305	76,110	35,890	20,750	11,285	6.6	131,610	116,005	112,695
Owner - Propriétaires.....	94,770	63,195	24,830	6,410	5,585	6.8	93,720	83,370	81,655
Tenant - Locataires.....	38,535	12,915	11,060	14,340	5,700	5.9	37,890	32,635	31,040
Households without lodgers - Ménages sans chambreurs	706,950	442,850	79,290	182,685	53,230	5.3	681,955	620,780	586,770
Owner - Propriétaires.....	453,765	370,180	46,225	36,100	23,900	5.8	437,745	409,685	394,065
Tenant - Locataires.....	253,185	72,670	33,065	146,585	29,330	4.4	244,210	211,095	192,705
<b>Brantford</b>									
All households - Tous ménages.....	10,375	6,875	680	2,775	495	5.4	10,285	9,400	8,740
Owner - Propriétaires.....	6,410	5,375	290	710	155	5.9	6,405	6,120	5,850
Tenant - Locataires.....	3,965	1,500	390	2,065	340	4.5	3,880	3,280	2,890
Households with lodgers - Ménages avec chambreurs...	1,385	1,070	--	245	--	6.3	1,385	1,260	1,195
Owner - Propriétaires.....	1,020	885	--	105	--	6.6	1,020	935	900
Tenant - Locataires.....	365	185	--	140	--	5.5	365	325	295
Households without lodgers - Ménages sans chambreurs	8,990	5,805	610	2,530	430	5.3	8,900	8,140	7,545
Owner - Propriétaires.....	5,390	4,490	260	605	135	5.8	5,385	5,185	4,950
Tenant - Locataires.....	3,600	1,315	350	1,925	295	4.4	3,515	2,955	2,595
<b>Fort William</b>									
All households - Tous ménages.....	9,300	7,340	240	1,710	920	4.8	9,210	8,250	7,575
Owner - Propriétaires.....	6,675	6,205	--	380	430	5.1	6,650	6,250	5,750
Tenant - Locataires.....	2,625	1,135	155	1,330	490	4.0	2,560	2,000	1,825
Households with lodgers - Ménages avec chambreurs...	1,005	840	--	135	105	5.8	1,000	865	795
Owner - Propriétaires.....	830	740	--	--	--	6.0	825	735	680
Tenant - Locataires.....	175	100	--	--	--	5.0	175	130	115
Households without lodgers - Ménages sans chambreurs	8,295	6,500	210	1,575	815	4.7	8,210	7,385	6,780
Owner - Propriétaires.....	5,845	5,465	--	295	360	5.0	5,825	5,515	5,070
Tenant - Locataires.....	2,450	1,035	130	1,280	455	3.9	2,385	1,870	1,710
<b>Hamilton</b>									
All households - Tous ménages.....	55,340	35,930	4,385	14,960	3,210	5.3	54,940	49,445	48,140
Owner - Propriétaires.....	36,090	30,665	2,305	3,095	1,535	5.8	35,885	33,445	32,965
Tenant - Locataires.....	19,250	5,265	2,080	11,865	1,675	4.3	19,055	16,000	15,175
Households with lodgers - Ménages avec chambreurs...	8,110	5,575	1,145	1,375	520	6.3	8,095	6,995	6,930
Owner - Propriétaires.....	5,865	4,785	640	435	285	6.6	5,865	5,155	5,120
Tenant - Locataires.....	2,245	790	505	940	235	5.6	2,230	1,840	1,810
Households without lodgers - Ménages sans chambreurs	47,230	30,355	3,240	13,585	2,690	5.1	46,845	42,450	41,210
Owner - Propriétaires.....	30,225	25,880	1,665	2,660	1,250	5.7	30,020	28,290	27,845
Tenant - Locataires.....	17,005	4,475	1,575	10,925	1,440	4.2	16,825	14,160	13,365
<b>Kingston</b>									
All households - Tous ménages.....	8,710	4,125	1,880	2,695	985	5.7	8,605	7,835	7,190
Owner - Propriétaires.....	4,115	3,150	565	395	260	6.5	4,075	3,855	3,750
Tenant - Locataires.....	4,595	975	1,315	2,300	725	4.9	4,530	3,980	3,440
Households with lodgers - Ménages avec chambreurs...	1,585	830	495	260	210	6.8	1,580	1,295	1,220
Owner - Propriétaires.....	845	595	170	--	--	7.1	840	700	685
Tenant - Locataires.....	740	235	325	180	135	6.4	740	595	535
Households without lodgers - Ménages sans chambreurs	7,125	3,295	1,385	2,435	775	5.4	7,025	6,540	5,970
Owner - Propriétaires.....	3,270	2,555	395	315	185	6.4	3,235	3,155	3,065
Tenant - Locataires.....	3,855	740	990	2,120	590	4.6	3,790	3,385	2,905
<b>Kitchener</b>									
All households - Tous ménages.....	11,570	7,230	605	3,730	685	5.5	11,490	10,500	9,945
Owner - Propriétaires.....	7,500	6,320	390	785	195	6.2	7,490	7,165	6,875
Tenant - Locataires.....	4,070	910	215	2,945	490	4.1	4,000	3,335	3,070
Households with lodgers - Ménages avec chambreurs...	2,010	1,570	170	270	115	6.6	2,010	1,805	1,740
Owner - Propriétaires.....	1,550	1,335	125	--	--	6.8	1,550	1,455	1,410
Tenant - Locataires.....	460	235	--	180	--	5.8	460	350	330

**TABLE 103. Households with and without lodgers by tenure showing specified dwelling attributes, for provinces, rural, urban, and cities of 30,000 population and over, 1951 - Continued**

**TABLEAU 103. Ménages avec et sans chambreurs selon le mode d'occupation et certains attributs du logement, provinces, régions rurales et urbaines, et cités de 30,000 et plus, 1951 - suite**

Households with and without lodgers, and tenure Ménages avec et sans chambreurs et mode d'occupation	Total	Type of dwelling Genre de logement			Dwellings in need of major repair Logements ayant besoin de réparations importantes	Average number of rooms per dwelling Moyenne de pièces par logement	Dwellings with: Logements pourvus de:		
		Single detached Unique-maison seule	Single attached Unique-maison attenante	Apartments and flats Appartements et plain-pied			Running water Eau courante	Flush toilet (exclusive use) Toilettes avec chasse d'eau (usage exclusif)	Bath or shower (exclusive use) Baignoire ou douche (usage exclusif)
<b>ONTARIO - Con. - suite</b>									
<b>Kitchener - Con. - fin</b>									
Households without lodgers - Ménages sans chambreurs	9,560	5,660	435	3,460	570	5.2	9,480	8,695	8,205
Owner - Propriétaires	5,950	4,985	265	695	160	6.0	5,940	5,710	5,465
Tenant - Locataires	3,610	675	170	2,765	410	3.9	3,540	2,985	2,740
<b>London</b>									
All households - Tous ménages	26,385	16,790	1,150	8,415	1,635	5.3	26,135	24,620	23,395
Owner - Propriétaires	15,895	13,735	430	1,710	655	6.0	15,855	15,335	14,810
Tenant - Locataires	10,490	3,055	720	6,705	980	4.4	10,280	9,285	8,585
Households with lodgers - Ménages avec chambreurs	4,015	2,900	270	840	350	6.4	4,000	3,745	3,615
Owner - Propriétaires	2,675	2,300	130	245	175	6.8	2,670	2,525	2,460
Tenant - Locataires	1,340	600	140	595	175	5.6	1,330	1,220	1,155
Households without lodgers - Ménages sans chambreurs	22,370	13,890	880	7,575	1,285	5.1	22,135	20,875	19,780
Owner - Propriétaires	13,220	11,435	300	1,465	480	5.8	13,185	12,810	12,350
Tenant - Locataires	9,150	2,455	580	6,110	805	4.2	8,950	8,065	7,430
<b>Oshawa</b>									
All households - Tous ménages	11,225	8,400	355	2,395	970	5.3	10,405	8,880	8,480
Owner - Propriétaires	8,245	7,245	190	785	520	5.7	7,705	6,840	6,595
Tenant - Locataires	2,980	1,155	165	1,610	450	4.3	2,700	2,040	1,885
Households with lodgers - Ménages avec chambreurs	1,610	1,335	--	195	180	6.0	1,545	1,385	1,310
Owner - Propriétaires	1,250	1,105	--	--	115	6.3	1,205	1,100	1,055
Tenant - Locataires	360	230	--	100	--	5.3	340	285	255
Households without lodgers - Ménages sans chambreurs	9,615	7,065	275	2,200	790	5.2	8,860	7,495	7,170
Owner - Propriétaires	6,995	6,140	140	690	405	5.6	6,500	5,740	5,540
Tenant - Locataires	2,620	925	135	1,510	385	4.2	2,360	1,755	1,630
<b>Ottawa</b>									
All households - Tous ménages	48,965	21,195	8,180	19,415	4,210	5.5	46,860	43,820	41,600
Owner - Propriétaires	21,260	16,830	1,655	2,715	905	6.3	20,005	19,170	18,715
Tenant - Locataires	27,705	4,365	6,525	16,700	3,305	4.8	26,855	24,650	22,885
Households with lodgers - Ménages avec chambreurs	8,185	3,645	2,325	2,175	735	6.7	8,020	7,435	7,145
Owner - Propriétaires	3,690	2,815	395	460	195	7.2	3,615	3,395	3,310
Tenant - Locataires	4,495	830	1,930	1,715	540	6.3	4,405	4,040	3,835
Households without lodgers - Ménages sans chambreurs	40,780	17,550	5,855	17,240	3,475	5.2	38,840	36,385	34,455
Owner - Propriétaires	17,570	14,015	1,260	2,255	710	6.2	16,390	15,775	15,405
Tenant - Locataires	23,210	3,535	4,595	14,985	2,765	4.6	22,450	20,610	19,050
<b>Peterborough</b>									
All households - Tous ménages	10,020	7,110	880	2,025	825	5.5	9,845	8,860	8,255
Owner - Propriétaires	6,370	5,715	205	445	260	5.9	6,255	5,900	5,655
Tenant - Locataires	3,650	1,395	675	1,580	565	4.8	3,590	2,960	2,600
Households with lodgers - Ménages avec chambreurs	1,590	1,115	265	210	155	6.4	1,575	1,460	1,380
Owner - Propriétaires	1,060	935	--	--	--	6.6	1,050	990	975
Tenant - Locataires	530	180	200	150	--	5.9	525	470	405
Households without lodgers - Ménages sans chambreurs	8,430	5,995	615	1,815	670	5.3	8,270	7,400	6,875
Owner - Propriétaires	5,310	4,780	140	385	200	5.7	5,205	4,910	4,680
Tenant - Locataires	3,120	1,215	475	1,430	470	4.6	3,065	2,490	2,195
<b>Port Arthur</b>									
All households - Tous ménages	8,425	6,350	680	1,390	1,015	4.9	8,020	7,350	6,455
Owner - Propriétaires	6,275	5,405	500	370	630	5.1	5,960	5,625	4,995
Tenant - Locataires	2,150	945	180	1,020	385	4.2	2,060	1,725	1,460
Households with lodgers - Ménages avec chambreurs	860	730	--	--	140	6.5	825	705	600
Owner - Propriétaires	705	625	--	--	100	6.6	675	595	515
Tenant - Locataires	155	105	--	--	--	5.9	150	110	--
Households without lodgers - Ménages sans chambreurs	7,565	5,620	645	1,300	875	4.7	7,195	6,645	5,855
Owner - Propriétaires	5,570	4,780	475	315	530	4.9	5,285	5,030	4,480
Tenant - Locataires	1,995	840	170	985	345	4.0	1,910	1,615	1,375

TABLE 103. Households with and without lodgers by tenure showing specified dwelling attributes, for provinces, rural, urban, and cities of 30,000 population and over, 1951 - Continued

TABLEAU 103. Ménages avec et sans chambreurs selon le mode d'occupation et certains attributs du logement, provinces, régions rurales et urbaines, et cités de 30,000 et plus, 1951 - suite

Households with and without lodgers, and tenure Ménages avec et sans chambreurs et mode d'occupation	Total	Type of dwelling Genre de logement			Dwellings in need of major repair Logements ayant besoin de réparations importantes	Average number of rooms per dwelling Moyenne de pièces par logement	Dwellings with: Logements pourvus de:		
		Single detached Unique-maison seule	Single attached Unique-maison attenante	Apartments and flats Appartements et plain-pied			Running water Eau courante	Flush toilet (exclusive use) Toilettes avec chasse d'eau (usage exclusif)	Bath or shower (exclusive use) Baignoire ou douche (usage exclusif)
<b>ONTARIO - Con. - suite</b>									
<b>St. Catharines</b>									
All households - Tous ménages .....	10,380	7,460	525	2,385	805	5.4	10,350	9,950	9,600
Owner - Propriétaires .....	6,595	5,825	265	500	275	5.9	6,585	6,490	6,330
Tenant - Locataires .....	3,785	1,635	260	1,885	530	4.5	3,765	3,460	3,270
Households with lodgers - Ménages avec chambreurs	1,315	1,005	--	220	105	6.4	1,315	1,235	1,185
Owner - Propriétaires .....	920	770	--	100	--	6.6	920	880	835
Tenant - Locataires .....	395	235	--	120	--	5.9	395	355	350
Households without lodgers - Ménages sans chambreurs	9,065	6,455	435	2,165	700	5.2	9,035	8,715	8,415
Owner - Propriétaires .....	5,675	5,055	215	400	240	5.8	5,665	5,610	5,495
Tenant - Locataires .....	3,390	1,400	220	1,765	460	4.3	3,370	3,105	2,920
<b>Sarnia</b>									
All households - Tous ménages .....	9,380	6,810	380	2,115	710	5.2	9,105	8,370	7,925
Owner - Propriétaires .....	6,620	5,630	215	745	365	5.5	6,485	6,080	5,805
Tenant - Locataires .....	2,760	1,180	165	1,370	345	4.3	2,620	2,290	2,120
Households with lodgers - ménages avec chambreurs	1,445	1,160	--	215	125	5.9	1,425	1,335	1,260
Owner - Propriétaires .....	1,120	965	--	115	--	6.1	1,100	1,030	980
Tenant - Locataires .....	325	195	--	100	--	5.3	325	305	280
Households without lodgers - Ménages sans chambreurs	7,935	5,650	325	1,900	585	5.0	7,680	7,035	6,665
Owner - Propriétaires .....	5,500	4,665	185	620	290	5.4	5,385	5,050	4,825
Tenant - Locataires .....	2,435	985	140	1,270	295	4.2	2,295	1,985	1,840
<b>Sault Ste. Marie</b>									
All households - Tous ménages .....	7,855	5,325	270	2,255	930	5.4	7,795	6,875	6,195
Owner - Propriétaires .....	5,330	4,525	135	670	480	5.9	5,295	4,880	4,490
Tenant - Locataires .....	2,525	800	135	1,585	450	4.5	2,500	1,995	1,705
Households with lodgers - Ménages avec chambreurs	1,175	885	--	235	155	6.6	1,175	960	870
Owner - Propriétaires .....	900	770	--	--	--	6.9	900	760	690
Tenant - Locataires .....	275	115	--	145	--	5.5	275	200	180
Households without lodgers - Ménages sans chambreurs	6,680	4,440	215	2,020	775	5.2	6,620	5,915	5,325
Owner - Propriétaires .....	4,430	3,755	--	580	385	5.7	4,395	4,120	3,800
Tenant - Locataires .....	2,250	685	120	1,440	390	4.4	2,225	1,795	1,525
<b>Sudbury</b>									
All households - Tous ménages .....	9,450	3,855	1,060	4,525	1,075	4.4	9,390	7,975	6,405
Owner - Propriétaires .....	4,435	2,935	570	930	255	5.3	4,420	3,925	3,415
Tenant - Locataires .....	5,015	920	490	3,595	820	3.7	4,970	4,050	2,990
Households with lodgers - Ménages avec chambreurs	1,910	875	285	750	310	5.5	1,895	1,595	1,385
Owner - Propriétaires .....	1,035	645	145	245	--	6.0	1,035	875	795
Tenant - Locataires .....	875	230	140	505	250	4.8	860	720	590
Households without lodgers - Ménages sans chambreurs	7,540	2,980	775	3,775	765	4.2	7,495	6,380	5,020
Owner - Propriétaires .....	3,400	2,290	425	685	195	5.0	3,385	3,050	2,620
Tenant - Locataires .....	4,140	690	350	3,090	570	3.5	4,110	3,330	2,400
<b>Toronto</b>									
All households - Tous ménages .....	157,175	49,975	59,860	46,700	10,905	6.0	156,635	141,440	139,410
Owner - Propriétaires .....	97,795	42,935	45,740	8,820	4,430	6.7	97,755	89,970	89,360
Tenant - Locataires .....	59,380	7,040	14,120	37,880	6,475	4.7	58,880	51,470	50,050
Households with lodgers - Ménages avec chambreurs	48,140	15,505	25,245	7,120	3,890	7.0	48,075	40,995	40,625
Owner - Propriétaires .....	34,580	12,955	19,545	1,935	1,925	7.3	34,575	29,710	29,560
Tenant - Locataires .....	13,560	2,550	5,700	5,185	1,965	6.2	13,500	11,285	11,065
Households without lodgers - Ménages sans chambreurs	109,035	34,470	34,615	39,580	7,015	5.5	108,560	100,445	98,785
Owner - Propriétaires .....	63,215	29,980	26,195	6,885	2,505	6.4	63,180	60,260	59,800
Tenant - Locataires .....	45,820	4,490	8,420	32,695	4,510	4.3	45,380	40,185	38,985

**TABLE 103. Households with and without lodgers by tenure showing specified dwelling attributes, for provinces, rural, urban, and cities of 30,000 population and over, 1951 - Continued**

**TABLEAU 103. Ménages avec et sans chambreurs selon le mode d'occupation et certains attributs du logement, provinces, régions rurales et urbaines, et cités de 30,000 et plus, 1951 - suite**

Households with and without lodgers, and tenure Ménages avec et sans chambreurs et mode d'occupation	Total	Type of dwelling Genre de logement			Dwellings in need of major repair Logements ayant besoin de réparations importantes	Average number of rooms per dwelling Moyenne de pièces par logement	Dwellings with: Logements pourvus de:		
		Single detached Unique-maison seule	Single attached Unique-maison attenante	Apartments and flats Appartements et plain-pied			Running water Eau courante	Flush toilet (exclusive use) Toilettes avec chasse d'eau (usage exclusif)	Bath or shower (exclusive use) Baignoire ou douche (usage exclusif)
<b>ONTARIO - Con.-fin</b>									
<b>Windsor</b>									
All households - Tous ménages .....	31,815	20,015	2,125	9,545	2,630	5.2	31,595	29,685	28,880
Owner - Propriétaires .....	17,300	14,825	875	1,505	745	5.9	17,275	16,895	16,670
Tenant - Locataires .....	14,515	5,190	1,250	8,040	1,885	4.3	14,320	12,790	12,210
Households with lodgers - Ménages avec chambreurs ..	4,465	3,235	340	860	330	6.2	4,445	4,205	4,150
Owner - Propriétaires .....	2,955	2,590	155	180	115	6.6	2,950	2,815	2,795
Tenant - Locataires .....	1,510	645	185	680	215	5.4	1,495	1,390	1,355
Households without lodgers - Ménages sans chambreurs	27,350	16,780	1,785	8,685	2,300	5.0	27,150	25,480	24,730
Owner - Propriétaires .....	14,345	12,235	720	1,325	630	5.7	14,325	14,080	13,875
Tenant - Locataires .....	13,005	4,545	1,065	7,360	1,670	4.2	12,825	11,400	10,855
<b>MANITOBA</b>									
All households - Tous ménages .....	202,400	158,615	7,300	36,090	27,440	4.7	110,385	90,425	87,625
Owner - Propriétaires .....	144,645	132,740	4,140	7,485	19,585	5.0	69,100	58,830	58,540
Tenant - Locataires .....	57,755	25,875	3,160	28,605	7,855	4.1	41,285	31,595	29,085
Households with lodgers - Ménages avec chambreurs ..	16,085	11,940	1,025	3,105	1,745	6.1	12,255	9,525	9,410
Owner - Propriétaires .....	10,975	9,480	415	1,070	1,035	6.3	7,960	6,295	6,370
Tenant - Locataires .....	5,110	2,460	610	2,035	710	5.6	4,295	3,230	3,040
Households without lodgers - Ménages sans chambreurs	186,315	146,675	6,275	32,985	25,695	4.6	98,130	80,900	78,215
Owner - Propriétaires .....	133,670	123,260	3,725	6,415	18,550	4.9	61,140	52,535	52,170
Tenant - Locataires .....	52,645	23,415	2,550	26,570	7,145	3.9	36,990	28,365	26,045
<b>Rural - Régions rurales</b>									
All households - Tous ménages .....	83,690	77,920	3,950	1,515	17,460	4.8	9,375	4,995	6,620
Owner - Propriétaires .....	69,780	65,955	2,895	700	14,310	4.8	7,095	3,280	4,730
Tenant - Locataires .....	13,910	11,965	1,055	815	3,150	4.7	2,280	1,715	1,890
Households with lodgers - Ménages avec chambreurs ..	3,510	3,245	160	--	505	5.7	625	300	460
Owner - Propriétaires .....	2,800	2,650	--	--	420	5.7	505	210	345
Tenant - Locataires .....	710	595	--	--	--	5.6	120	--	115
Households without lodgers - Ménages sans chambreurs	80,180	74,675	3,790	1,420	16,955	4.7	8,750	4,695	6,160
Owner - Propriétaires .....	66,980	63,305	2,800	655	13,890	4.7	6,590	3,070	4,385
Tenant - Locataires .....	13,200	11,370	990	765	3,065	4.7	2,160	1,625	1,775
<b>Urban - Régions urbaines</b>									
All households - Tous ménages .....	118,710	80,695	3,350	34,575	9,980	4.7	101,010	85,430	81,005
Owner - Propriétaires .....	74,865	66,785	1,245	6,785	5,275	5.3	62,005	55,550	53,810
Tenant - Locataires .....	43,845	13,910	2,105	27,790	4,705	3.8	39,005	29,880	27,195
Households with lodgers - Ménages avec chambreurs ..	12,575	8,695	865	3,010	1,240	6.2	11,630	9,225	8,950
Owner - Propriétaires .....	8,175	6,830	320	1,025	615	6.6	7,455	6,085	6,025
Tenant - Locataires .....	4,400	1,865	545	1,985	625	5.6	4,175	3,140	2,925
Households without lodgers - Ménages sans chambreurs	106,135	72,000	2,485	31,565	8,740	4.6	89,380	76,205	72,055
Owner - Propriétaires .....	66,690	59,955	925	5,760	4,660	5.1	54,550	49,465	47,785
Tenant - Locataires .....	39,445	12,045	1,560	25,805	4,080	3.7	34,830	26,740	24,270
<b>Winnipeg</b>									
All households - Tous ménages .....	64,630	36,270	2,110	26,215	4,165	4.8	63,455	54,045	50,405
Owner - Propriétaires .....	34,280	28,980	575	4,705	1,525	5.6	34,200	31,475	30,045
Tenant - Locataires .....	30,350	7,290	1,535	21,510	2,640	3.8	29,255	22,570	20,360
Households with lodgers - Ménages avec chambreurs ..	8,840	5,590	750	2,500	795	6.4	8,775	6,920	6,640
Owner - Propriétaires .....	5,285	4,260	250	775	330	6.9	5,280	4,345	4,250
Tenant - Locataires .....	3,555	1,330	500	1,725	465	5.7	3,495	2,575	2,390
Households without lodgers - Ménages sans chambreurs	55,790	30,680	1,360	23,715	3,370	4.5	54,680	47,125	43,765
Owner - Propriétaires .....	28,995	24,720	325	3,930	1,195	5.4	28,920	27,130	25,795
Tenant - Locataires .....	26,795	5,960	1,035	19,785	2,175	3.6	25,760	19,995	17,970



TABLE 103. Households with and without lodgers by tenure showing specified dwelling attributes, for provinces, rural, urban, and cities of 30,000 population and over, 1951 - Continued

TABLEAU 103. Ménages avec et sans chambreurs selon le mode d'occupation et certains attributs du logement, provinces, régions rurales et urbaines, et cités de 30,000 et plus, 1951 - suite

Households with and without lodgers, and tenure Ménages avec et sans chambreurs et mode d'occupation	Total	Type of dwelling Genre de logement			Dwellings in need of major repair Logements ayant besoin de réparations importantes	Average number of rooms per dwelling Moyenne de pièces par logement	Dwellings with: Logements pourvus de:		
		Single detached Uniquement maison seule	Single attached Uniquement maison attenante	Apartments and flats Appartements et plain-pied			Running water Eau courante	Flush toilet (exclusive use) Toilettes avec chasse d'eau (usage exclusif)	Bath or shower (exclusive use) Baignoire ou douche (usage exclusif)
<b>SASKATCHEWAN</b>									
All households - Tous ménages	221,455	192,100	8,815	19,705	45,325	4.6	59,180	42,395	44,010
Owner - Propriétaires	164,800	153,655	6,285	4,300	33,610	4.8	38,410	28,635	30,655
Tenant - Locataires	56,655	38,445	2,530	15,405	11,715	4.1	20,770	13,760	13,355
Households with lodgers - Ménages avec chambreurs	13,915	11,665	655	1,575	2,095	5.7	7,205	5,395	5,465
Owner - Propriétaires	10,170	9,175	350	625	1,315	6.0	5,175	3,925	4,075
Tenant - Locataires	3,745	2,490	305	950	780	5.0	2,030	1,470	1,390
Households without lodgers - Ménages sans chambreurs	207,540	180,435	8,160	18,130	43,230	4.5	51,975	37,000	38,545
Owner - Propriétaires	154,630	144,480	5,935	3,675	32,295	4.7	33,235	24,710	26,580
Tenant - Locataires	52,910	35,955	2,225	14,455	10,935	4.1	18,740	12,290	11,965
<b>Rural - Régions rurales</b>									
All households - Tous ménages	151,750	141,795	7,030	2,245	37,305	4.6	11,165	3,890	7,275
Owner - Propriétaires	121,430	114,645	5,390	910	29,565	4.7	9,070	2,965	5,970
Tenant - Locataires	30,320	27,150	1,640	1,335	7,740	4.6	2,095	925	1,305
Households with lodgers - Ménages avec chambreurs	5,935	5,490	330	105	1,105	5.4	680	235	480
Owner - Propriétaires	4,555	4,295	210	--	755	5.5	570	190	405
Tenant - Locataires	1,380	1,195	120	--	350	5.2	110	--	--
Households without lodgers - Ménages sans chambreurs	145,815	136,305	6,700	2,140	36,200	4.6	10,485	3,655	6,795
Owner - Propriétaires	116,875	110,350	5,180	870	28,810	4.6	8,500	2,775	5,565
Tenant - Locataires	28,940	25,955	1,520	1,270	7,390	4.5	1,985	880	1,230
<b>Urban - Régions urbaines</b>									
All households - Tous ménages	69,705	50,305	1,785	17,460	8,020	4.5	48,015	38,505	36,735
Owner - Propriétaires	43,370	39,010	895	3,390	4,045	5.1	29,340	25,670	24,685
Tenant - Locataires	26,335	11,295	890	14,070	3,975	3.6	18,675	12,835	12,050
Households with lodgers - Ménages avec chambreurs	7,980	6,175	325	1,470	990	5.9	6,525	5,160	4,985
Owner - Propriétaires	5,615	4,880	140	585	560	6.4	4,605	3,735	3,670
Tenant - Locataires	2,365	1,295	185	885	430	4.9	1,920	1,425	1,315
Households without lodgers - Ménages sans chambreurs	61,725	44,130	1,460	15,990	7,030	4.3	41,490	33,345	31,750
Owner - Propriétaires	37,755	34,130	755	2,805	3,485	4.9	24,735	21,935	21,015
Tenant - Locataires	23,970	10,000	705	13,185	3,545	3.5	16,755	11,410	10,735
<b>Regina</b>									
All households - Tous ménages	19,160	13,125	540	5,450	2,155	4.5	15,030	12,305	11,495
Owner - Propriétaires	11,060	10,035	175	830	955	5.2	8,690	7,840	7,360
Tenant - Locataires	8,100	3,090	365	4,620	1,200	3.5	6,340	4,465	4,135
Households with lodgers - Ménages avec chambreurs	2,555	1,935	115	505	345	6.1	2,335	1,715	1,615
Owner - Propriétaires	1,750	1,535	--	185	215	6.7	1,610	1,210	1,160
Tenant - Locataires	805	400	--	320	130	4.9	725	505	455
Households without lodgers - Ménages sans chambreurs	16,605	11,190	425	4,945	1,810	4.2	12,695	10,590	9,880
Owner - Propriétaires	9,310	8,500	145	645	740	4.9	7,080	6,630	6,200
Tenant - Locataires	7,295	2,690	280	4,300	1,070	3.3	5,615	3,960	3,680
<b>Saskatoon</b>									
All households - Tous ménages	14,980	10,580	245	4,135	1,055	4.7	12,465	10,895	10,275
Owner - Propriétaires	9,585	8,510	115	950	570	5.2	8,030	7,675	7,245
Tenant - Locataires	5,395	2,070	130	3,185	485	3.7	4,435	3,220	3,030
Households with lodgers - Ménages avec chambreurs	1,890	1,385	--	430	155	5.8	1,750	1,560	1,500
Owner - Propriétaires	1,285	1,110	--	145	--	6.4	1,220	1,130	1,105
Tenant - Locataires	605	275	--	285	--	4.7	530	430	395
Households without lodgers - Ménages sans chambreurs	13,090	9,195	170	3,705	900	4.5	10,715	9,335	8,775
Owner - Propriétaires	8,300	7,400	--	805	505	5.0	6,810	6,545	6,140
Tenant - Locataires	4,790	1,795	--	2,900	395	3.5	3,905	2,790	2,635

**TABLE 103. Households with and without lodgers by tenure showing specified dwelling attributes, for provinces, rural, urban, and cities of 30,000 population and over, 1951 - Continued**

**TABLEAU 103. Ménages avec et sans chambreurs selon le mode d'occupation et certains attributs du logement, provinces, régions rurales et urbaines, et cités de 30,000 et plus, 1951 - suite**

Households with and without lodgers, and tenure Ménages avec et sans chambreurs et mode d'occupation	Total	Type of dwelling Genre de logement			Dwellings in need of major repair Logements ayant besoin de réparations importantes	Average number of rooms per dwelling Moyenne de pièces par logement	Dwellings with: Logements pourvus de:		
		Single detached Unique-maison seule	Single attached Unique-maison attenante	Apartments and flats Appartements et plain-pied			Running water Eau courante	Flush toilet (exclusive use) Toilettes avec chasse d'eau (usage exclusif)	Bath or shower (exclusive use) Baignoire ou douche (usage exclusif)
<b>ALBERTA</b>									
All households - Tous ménages .....	250,750	204,000	7,850	37,085	48,205	4.5	124,495	96,475	95,355
Owner - Propriétaires .....	179,055	163,795	4,630	9,300	33,925	4.7	81,980	67,610	67,970
Tenant - Locataires .....	71,695	40,205	3,220	27,785	14,280	3.7	42,515	28,865	27,385
Households with lodgers - Ménages avec chambreurs ....	18,080	13,950	660	3,435	2,590	5.5	13,155	10,255	10,170
Owner - Propriétaires .....	12,515	10,655	405	1,435	1,480	5.8	9,010	7,285	7,305
Tenant - Locataires .....	5,565	3,295	255	2,000	1,110	4.7	4,145	2,970	2,865
Households without lodgers - Ménages sans chambreurs	232,670	190,050	7,190	33,650	45,615	4.4	111,340	86,220	85,185
Owner - Propriétaires .....	166,540	153,140	4,225	7,865	32,445	4.7	72,970	60,325	60,665
Tenant - Locataires .....	66,130	36,910	2,965	25,785	13,170	3.7	38,370	25,895	24,520
<b>Rural - Régions rurales</b>									
All households - Tous ménages .....	125,325	118,150	4,465	1,435	34,730	4.4	18,420	10,620	12,215
Owner - Propriétaires .....	100,395	95,460	3,320	545	27,600	4.5	14,680	8,625	10,110
Tenant - Locataires .....	24,930	22,690	1,145	890	7,130	4.0	3,740	1,995	2,105
Households with lodgers - Ménages avec chambreurs ....	4,670	4,435	155	--	1,045	4.9	1,010	655	750
Owner - Propriétaires .....	3,615	3,460	110	--	775	5.1	860	565	655
Tenant - Locataires .....	1,055	975	--	--	270	4.4	150	--	--
Households without lodgers - Ménages sans chambreurs	120,655	113,715	4,310	1,365	33,685	4.4	17,410	9,965	11,465
Owner - Propriétaires .....	96,780	92,000	3,210	510	26,825	4.5	13,820	8,060	9,455
Tenant - Locataires .....	23,875	21,715	1,100	855	6,860	4.0	3,590	1,905	2,010
<b>Urban - Régions urbaines</b>									
All households - Tous ménages .....	125,425	85,850	3,385	35,650	13,475	4.5	106,075	85,855	83,140
Owner - Propriétaires .....	78,660	68,335	1,310	8,755	6,325	5.1	67,300	58,985	57,860
Tenant - Locataires .....	46,765	17,515	2,075	26,895	7,150	3.6	38,775	26,870	25,280
Households with lodgers - Ménages avec chambreurs ....	13,410	9,515	505	3,365	1,545	5.7	12,145	9,600	9,420
Owner - Propriétaires .....	8,900	7,195	295	1,400	705	6.1	8,150	6,720	6,650
Tenant - Locataires .....	4,510	2,320	210	1,965	840	4.8	3,995	2,880	2,770
Households without lodgers - Ménages sans chambreurs	112,015	76,335	2,880	32,285	11,930	4.4	93,930	76,255	73,720
Owner - Propriétaires .....	69,760	61,140	1,015	7,355	5,620	4.9	59,150	52,265	51,210
Tenant - Locataires .....	42,255	15,195	1,865	24,930	6,310	3.5	34,780	23,990	22,510
<b>Calgary</b>									
All households - Tous ménages .....	37,710	22,070	480	15,020	2,660	4.5	35,780	29,610	28,625
Owner - Propriétaires .....	22,240	18,245	165	3,750	975	5.2	21,755	20,180	19,810
Tenant - Locataires .....	15,470	3,825	315	11,270	1,685	3.4	14,025	9,430	8,815
Households with lodgers - Ménages avec chambreurs ....	4,005	2,605	110	1,275	320	5.7	3,870	3,095	3,010
Owner - Propriétaires .....	2,575	1,955	--	550	135	6.2	2,535	2,095	2,060
Tenant - Locataires .....	1,430	650	--	725	185	4.9	1,335	1,000	950
Households without lodgers - Ménages sans chambreurs	33,705	19,465	370	13,745	2,340	4.3	31,910	26,515	25,615
Owner - Propriétaires .....	19,665	16,290	105	3,200	840	5.1	19,220	18,085	17,750
Tenant - Locataires .....	14,040	3,175	265	10,545	1,500	3.3	12,690	8,430	7,865
<b>Edmonton</b>									
All households - Tous ménages .....	42,925	28,440	1,110	13,270	4,625	4.6	39,040	33,400	32,305
Owner - Propriétaires .....	26,325	23,055	315	2,930	2,025	5.2	24,475	22,700	22,185
Tenant - Locataires .....	16,600	5,385	795	10,340	2,600	3.6	14,565	10,700	10,120
Households with lodgers - Ménages avec chambreurs ....	5,450	3,735	200	1,510	670	5.7	5,205	4,200	4,115
Owner - Propriétaires .....	3,620	2,905	110	605	345	6.2	3,520	2,985	2,945
Tenant - Locataires .....	1,830	830	--	905	325	4.7	1,685	1,215	1,170
Households without lodgers - Ménages sans chambreurs	37,475	24,705	910	11,760	3,955	4.4	33,835	29,200	28,190
Owner - Propriétaires .....	22,705	20,150	205	2,325	1,680	5.1	20,955	19,715	19,240
Tenant - Locataires .....	14,770	4,555	705	9,435	2,275	3.4	12,880	9,485	8,950

TABLE 103. Households with and without lodgers by tenure showing specified dwelling attributes, for provinces, rural, urban, and cities of 30,000 population and over, 1951 - Concluded

TABLEAU 103. Ménages avec et sans chambreurs selon le mode d'occupation et certains attributs du logement, provinces, régions rurales et urbaines, et cités de 30,000 et plus, 1951 - fin

Households with and without lodgers, and tenure Ménages avec et sans chambreurs et mode d'occupation	Total	Type of dwelling Genre de logement			Dwellings in need of major repair Logements ayant besoin de réparations importantes	Average number of rooms per dwelling Moyenne de pièces par logement	Dwellings with: Logements pourvus de:		
		Single detached Unique-maison seule	Single attached Unique-maison attenante	Apartments and flats Appartements et plain-pied			Running water Eau courante	Flush toilet (exclusive use) Toilettes avec chasse d'eau (usage exclusif)	Bath or shower (exclusive use) Baignoire ou douche (usage exclusif)
<b>BRITISH COLUMBIA</b>									
All households - Tous ménages.....	337,780	277,065	13,405	45,880	33,530	4.6	294,120	257,895	252,620
Owner - Propriétaires .....	235,160	221,855	4,445	8,110	19,985	4.9	204,490	186,530	184,530
Tenant - Locataires.....	102,620	55,210	8,960	37,770	13,545	3.8	89,630	71,365	68,090
Households with lodgers - Ménages avec chambreurs ....	26,075	20,750	1,335	3,895	2,705	5.8	24,175	20,500	20,055
Owner - Propriétaires .....	17,910	16,000	535	1,325	1,480	6.1	16,650	14,610	14,455
Tenant - Locataires.....	8,165	4,750	800	2,570	1,225	5.1	7,525	5,890	5,600
Households without lodgers - Ménages sans chambreurs	311,705	256,315	12,070	41,985	30,825	4.5	269,945	237,395	232,565
Owner - Propriétaires.....	217,250	205,855	3,910	6,785	18,505	4.8	187,840	171,920	170,075
Tenant - Locataires.....	94,455	50,460	8,160	35,200	12,320	3.7	82,105	65,475	62,490
<b>Rural - Régions rurales</b>									
All households - Tous ménages .....	105,765	100,065	3,270	1,865	17,910	4.2	67,180	50,455	49,895
Owner - Propriétaires .....	76,605	74,635	1,115	485	11,975	4.4	48,230	36,815	36,760
Tenant - Locataires .....	29,160	25,430	2,155	1,380	5,935	3.7	18,950	13,640	13,135
Households with lodgers - Ménages avec chambreurs ....	4,660	4,395	120	120	860	4.7	2,995	2,215	2,170
Owner - Propriétaires .....	3,295	3,205	--	--	580	5.0	2,160	1,605	1,590
Tenant - Locataires.....	1,365	1,190	--	--	280	4.2	835	610	580
Households without lodgers - Ménages sans chambreurs	101,105	95,670	3,150	1,745	17,050	4.2	64,185	48,240	47,725
Owner - Propriétaires .....	73,310	71,430	1,065	460	11,395	4.4	46,070	35,210	35,170
Tenant - Locataires.....	27,795	24,240	2,085	1,285	5,655	3.7	18,115	13,030	12,555
<b>Urban - Régions urbaines</b>									
All households - Tous ménages.....	232,015	177,000	10,135	44,015	15,620	4.7	226,940	207,440	202,725
Owner - Propriétaires .....	158,555	147,220	3,330	7,625	8,010	5.2	156,260	149,715	147,770
Tenant - Locataires.....	73,460	29,780	6,805	36,390	7,610	3.8	70,680	57,725	54,955
Households with lodgers - Ménages avec chambreurs ....	21,415	16,355	1,215	3,775	1,845	6.0	21,180	18,285	17,885
Owner - Propriétaires .....	14,615	12,795	485	1,300	900	6.3	14,490	13,005	12,865
Tenant - Locataires.....	6,800	3,560	730	2,475	945	5.3	6,690	5,280	5,020
Households without lodgers - Ménages sans chambreurs	210,600	160,645	8,920	40,240	13,775	4.6	205,760	189,155	184,840
Owner - Propriétaires .....	143,940	134,425	2,845	6,325	7,110	5.0	141,770	136,710	134,905
Tenant - Locataires.....	66,660	26,220	6,075	33,915	6,665	3.6	63,990	52,445	49,935
<b>Vancouver</b>									
All households - Tous ménages.....	101,330	68,485	4,000	28,420	5,495	4.8	100,200	90,850	89,060
Owner - Propriétaires .....	63,885	57,920	1,150	4,670	2,315	5.4	63,665	61,530	61,010
Tenant - Locataires.....	37,445	10,565	2,850	23,750	3,180	3.7	36,535	29,320	28,050
Households with lodgers - Ménages avec chambreurs ....	12,000	8,515	735	2,715	820	6.2	11,965	10,140	9,935
Owner - Propriétaires .....	7,645	6,495	275	855	325	6.6	7,630	6,810	6,755
Tenant - Locataires.....	4,355	2,020	460	1,860	495	5.5	4,335	3,330	3,180
Households without lodgers - Ménages sans chambreurs	89,330	59,970	3,265	25,705	4,675	4.6	88,235	80,710	79,125
Owner - Propriétaires .....	56,240	51,425	875	3,815	1,990	5.2	56,035	54,720	54,255
Tenant - Locataires.....	33,090	8,545	2,390	21,890	2,685	3.5	32,200	25,990	24,870
<b>Victoria</b>									
All households - Tous ménages.....	15,790	9,960	950	4,840	680	4.8	15,580	14,000	13,680
Owner - Propriétaires .....	9,195	8,165	245	765	320	5.5	9,155	8,635	8,565
Tenant - Locataires.....	6,595	1,795	705	4,075	360	3.8	6,425	5,365	5,115
Households with lodgers - Ménages avec chambreurs ....	1,860	1,510	--	245	135	6.3	1,855	1,545	1,495
Owner - Propriétaires .....	1,335	1,190	--	100	--	6.6	1,335	1,105	1,085
Tenant - Locataires.....	525	320	--	145	--	5.6	520	440	410
Households without lodgers - Ménages sans chambreurs	13,930	8,450	865	4,595	545	4.6	13,725	12,455	12,185
Owner - Propriétaires .....	7,860	6,975	210	665	265	5.3	7,820	7,530	7,480
Tenant - Locataires.....	6,070	1,475	655	3,930	280	3.7	5,905	4,925	4,705

TABLE 104. Households with and without lodgers by tenure showing household size, and specified household facilities and conveniences, for provinces, rural, urban, and cities of 30,000 population and over, 1951

TABLEAU 104. Ménages avec et sans chambreurs selon le mode d'occupation, importance numérique du ménage et certaines commodités de ménage et de confort, provinces, régions rurales et urbaines, et cités de 30,000 et plus, 1951

Households with and without lodgers, and tenure Ménages avec et sans chambreurs et mode d'occupation	Total	Average number of persons per household — Moyenne de personnes par ménage	Households with: — Ménages pourvus de:						
			Electric or gas range — Cuisinière électrique ou à gaz	Mechanical refrigeration — Réfrigération mécanique	Powered washing machine — Lessiveuse mécanique	Electric vacuum cleaner — Aspirateur électrique	Telephone — Téléphone	Radio	Passenger automobile — Automobile de tourisme
<b>CANADA</b>									
All households — Tous ménages .....	3,409,295	4.0	1,699,440	1,594,980	2,471,475	1,413,610	2,028,450	3,143,555	1,442,595
Owner — Propriétaires .....	2,236,955	4.1	988,715	1,030,475	1,697,100	980,195	1,327,520	2,053,640	1,055,365
Tenant — Locataires .....	1,172,340	3.7	710,725	564,505	774,375	433,415	700,930	1,089,915	387,230
Households with lodgers — Ménages avec chambreurs .....	328,210	5.4	216,290	176,675	250,465	160,710	239,665	307,420	120,220
Owner — Propriétaires .....	209,055	5.4	133,510	119,695	170,895	115,350	155,900	196,355	87,940
Tenant — Locataires .....	119,155	5.2	82,780	56,980	79,570	45,360	83,765	111,065	32,280
Households without lodgers — Ménages sans chambreurs .....	3,081,085	3.8	1,483,150	1,418,305	2,221,010	1,252,900	1,788,785	2,836,135	1,322,375
Owner — Propriétaires .....	2,027,900	4.0	855,205	910,780	1,526,205	864,845	1,171,620	1,857,285	967,425
Tenant — Locataires .....	1,053,185	3.5	627,945	507,525	694,805	388,055	617,165	978,850	354,950
<b>Rural — Régions rurales</b>									
All households — Tous ménages .....	1,254,260	4.2	210,870	326,865	803,345	269,020	484,555	1,093,555	564,140
Owner — Propriétaires .....	1,028,780	4.3	163,625	266,600	662,315	224,015	412,235	899,870	467,305
Tenant — Locataires .....	225,480	3.8	47,245	60,265	141,030	45,005	72,320	193,685	96,835
Households with lodgers — Ménages avec chambreurs .....	58,615	5.1	11,705	19,045	40,295	15,975	26,805	51,950	26,635
Owner — Propriétaires .....	47,785	5.2	9,475	15,950	33,435	13,795	22,785	42,705	22,180
Tenant — Locataires .....	10,830	5.0	2,230	3,095	6,860	2,180	4,020	9,245	4,455
Households without lodgers — Ménages sans chambreurs .....	1,195,645	4.1	199,165	307,820	763,050	253,045	457,750	1,041,605	537,505
Owner — Propriétaires .....	980,995	4.2	154,150	250,650	628,880	210,220	389,450	857,165	445,125
Tenant — Locataires .....	214,650	3.7	45,015	57,170	134,170	42,825	68,300	184,440	92,380
<b>Urban — Régions urbaines</b>									
All households — Tous ménages .....	2,155,035	3.9	1,488,570	1,268,115	1,668,130	1,144,590	1,543,895	2,050,000	878,455
Owner — Propriétaires .....	1,208,175	4.0	825,090	763,875	1,034,785	756,180	915,285	1,153,770	588,060
Tenant — Locataires .....	946,860	3.7	663,480	504,240	633,345	388,410	628,610	896,230	290,395
Households with lodgers — Ménages avec chambreurs .....	269,595	5.4	204,585	157,630	210,170	144,735	212,860	255,470	93,585
Owner — Propriétaires .....	161,270	5.5	124,035	103,745	137,460	101,555	133,115	153,650	65,760
Tenant — Locataires .....	108,325	5.3	80,550	53,885	72,710	43,180	79,745	101,820	27,825
Households without lodgers — Ménages sans chambreurs .....	1,885,440	3.6	1,283,985	1,110,485	1,457,960	999,855	1,331,035	1,794,530	784,870
Owner — Propriétaires .....	1,046,905	3.8	701,055	660,130	897,325	654,625	782,170	1,000,120	522,300
Tenant — Locataires .....	838,535	3.5	582,930	450,355	560,635	345,230	548,865	794,410	262,570
<b>NEWFOUNDLAND</b>									
All households — Tous ménages .....	70,980	5.0	3,310	5,355	18,570	4,520	14,810	56,860	6,670
Owner — Propriétaires .....	61,540	5.0	2,020	3,835	13,875	3,415	10,620	48,450	5,255
Tenant — Locataires .....	9,440	4.9	1,290	1,520	4,695	1,105	4,190	8,410	1,415
Households with lodgers — Ménages avec chambreurs .....	4,290	6.1	225	440	1,585	355	1,445	3,735	510
Owner — Propriétaires .....	3,440	6.1	110	305	1,175	255	955	2,950	345
Tenant — Locataires .....	850	6.3	115	135	410	100	490	785	165
Households without lodgers — Ménages sans chambreurs .....	66,690	4.9	3,085	4,915	16,985	4,165	13,365	53,125	6,160
Owner — Propriétaires .....	58,100	4.9	1,910	3,530	12,700	3,160	9,665	45,500	4,910
Tenant — Locataires .....	8,590	4.7	1,175	1,385	4,285	1,005	3,700	7,625	1,250
<b>Rural — Régions rurales</b>									
All households — Tous ménages .....	41,245	4.9	265	620	3,140	450	1,940	30,230	1,225
Owner — Propriétaires .....	39,435	4.9	--	340	2,535	230	1,530	28,710	1,115
Tenant — Locataires .....	1,810	4.7	190	280	605	220	410	1,520	110
Households with lodgers — Ménages avec chambreurs .....	1,850	5.9	--	--	210	--	--	1,490	--
Owner — Propriétaires .....	1,745	5.9	--	--	180	--	--	1,410	--
Tenant — Locataires .....	105	6.5	--	--	--	--	--	--	--
Households without lodgers — Ménages sans chambreurs .....	39,395	4.9	260	590	2,930	425	1,845	28,740	1,145
Owner — Propriétaires .....	37,690	4.9	--	315	2,355	210	1,445	27,300	1,045
Tenant — Locataires .....	1,705	4.6	185	275	575	215	400	1,440	100
<b>Urban — Régions urbaines</b>									
All households — Tous ménages .....	29,735	5.0	3,045	4,735	15,430	4,070	12,870	26,630	5,445
Owner — Propriétaires .....	22,105	5.0	1,945	3,495	11,340	3,185	9,090	19,740	4,140
Tenant — Locataires .....	7,630	4.9	1,100	1,240	4,090	885	3,780	6,890	1,305

TABLE 104. Households with and without lodgers by tenure showing household size, and specified household facilities and conveniences, for provinces, rural, urban, and cities of 30,000 population and over, 1951 - Continued

TABLEAU 104. Ménages avec et sans chambreurs selon le mode d'occupation, importance numérique du ménage et certaines commodités de ménage et de confort, provinces, régions rurales et urbaines, et cités de 30,000 et plus, 1951 - suite

Households with and without lodgers, and tenure Ménages avec et sans chambreurs et mode d'occupation	Total	Average number of persons per household — Moyenne de personnes par ménage	Households with: Ménages pourvus de:						
			Electric or gas range — Cuisinière électrique ou à gaz	Mechanical refrigeration — Réfrigération mécanique	Powered washing machine — Lessiveuse mécanique	Electric vacuum cleaner — Aspirateur électrique	Telephone — Téléphone	Radio	Passenger automobile — Automobile de tourisme
<b>NEWFOUNDLAND—Con.—fin</b>									
<b>Urban—Con.— Régions urbaines—fin</b>									
Households with lodgers — Ménages avec chambreurs ....	2,440	6.3	220	410	1,375	330	1,350	2,245	430
Owner — Propriétaires.....	1,695	6.3	110	280	995	235	870	1,540	275
Tenant — Locataires.....	745	6.3	110	130	380	--	480	705	155
Households without lodgers — Ménages sans chambreurs	27,295	4.9	2,825	4,325	14,055	3,740	11,520	24,385	5,015
Owner — Propriétaires.....	20,410	4.9	1,835	3,215	10,345	2,950	8,220	18,200	3,865
Tenant — Locataires.....	6,885	4.8	990	1,110	3,710	790	3,300	6,185	1,150
<b>St. John's</b>									
All households — Tous ménages.....	10,570	4.8	1,455	2,360	6,390	2,340	7,840	9,890	2,675
Owner — Propriétaires.....	6,520	4.8	1,015	1,880	4,360	1,915	5,430	6,225	1,970
Tenant — Locataires.....	4,050	4.9	440	480	2,030	425	2,410	3,665	705
Households with lodgers — Ménages avec chambreurs ....	1,070	6.3	110	200	605	210	885	1,020	230
Owner — Propriétaires.....	655	6.1	--	140	380	150	545	615	140
Tenant — Locataires.....	415	6.7	--	--	225	--	340	405	--
Households without lodgers — Ménages sans chambreurs	9,500	4.6	1,345	2,160	5,785	2,130	6,955	8,870	2,445
Owner — Propriétaires.....	5,865	4.6	960	1,740	3,980	1,765	4,885	5,610	1,830
Tenant — Locataires.....	3,635	4.7	385	420	1,805	365	2,070	3,260	615
<b>PRINCE EDWARD ISLAND</b>									
All households — Tous ménages.....	22,455	4.3	1,875	4,285	9,635	3,895	9,005	20,150	8,665
Owner — Propriétaires.....	18,305	4.3	885	2,910	7,440	2,765	6,760	16,380	7,235
Tenant — Locataires.....	4,150	4.2	990	1,375	2,195	1,130	2,245	3,770	1,430
Households with lodgers — Ménages avec chambreurs ....	1,590	5.3	125	480	915	465	1,065	1,475	545
Owner — Propriétaires.....	1,030	5.2	--	305	595	295	620	960	370
Tenant — Locataires.....	560	5.4	--	175	320	170	445	515	175
Households without lodgers — Ménages sans chambreurs	20,865	4.2	1,750	3,805	8,720	3,430	7,940	18,675	8,120
Owner — Propriétaires.....	17,275	4.3	815	2,605	6,845	2,470	6,140	15,420	6,865
Tenant — Locataires.....	3,590	4.0	935	1,200	1,875	960	1,800	3,255	1,255
<b>Rural — Régions rurales</b>									
All households — Tous ménages.....	16,880	4.3	565	2,165	6,080	1,660	4,885	14,915	6,510
Owner — Propriétaires.....	15,325	4.4	260	1,705	5,310	1,355	4,490	13,540	5,935
Tenant — Locataires.....	1,555	4.1	305	460	770	305	395	1,375	575
Households with lodgers — Ménages avec chambreurs ....	625	5.3	--	115	315	--	265	560	230
Owner — Propriétaires.....	570	5.4	--	105	285	--	235	520	210
Tenant — Locataires.....	--	--	--	--	--	--	--	--	--
Households without lodgers — Ménages sans chambreurs	16,255	4.3	545	2,050	5,765	1,565	4,620	14,355	6,280
Owner — Propriétaires.....	14,755	4.3	240	1,600	5,025	1,270	4,255	13,020	5,725
Tenant — Locataires.....	1,500	4.1	305	450	740	295	365	1,335	555
<b>Urban — Régions urbaines</b>									
All households — Tous ménages.....	5,575	4.2	1,310	2,120	3,555	2,235	4,120	5,235	2,155
Owner — Propriétaires.....	2,980	4.2	625	1,205	2,130	1,410	2,270	2,840	1,300
Tenant — Locataires.....	2,595	4.2	685	915	1,425	825	1,850	2,395	855
Households with lodgers — Ménages avec chambreurs ....	965	5.2	105	365	600	370	800	915	315
Owner — Propriétaires.....	460	5.1	--	200	310	210	385	440	160
Tenant — Locataires.....	505	5.4	--	165	290	160	415	475	155
Households without lodgers — Ménages sans chambreurs	4,610	4.0	1,205	1,755	2,955	1,865	3,320	4,320	1,840
Owner — Propriétaires.....	2,520	4.1	575	1,005	1,820	1,200	1,885	2,400	1,140
Tenant — Locataires.....	2,090	3.9	630	750	1,135	665	1,435	1,920	700
<b>NOVA SCOTIA</b>									
All households — Tous ménages.....	149,555	4.2	20,650	45,565	96,870	41,890	76,770	133,125	47,525
Owner — Propriétaires.....	113,945	4.2	12,620	33,835	75,365	33,330	56,870	102,870	37,560
Tenant — Locataires.....	35,610	4.0	8,030	11,730	21,505	8,560	19,900	32,255	9,965

TABLE 104. Households with and without lodgers by tenure showing household size, and specified household facilities and conveniences, for provinces, rural, urban, and cities of 30,000 population and over, 1951 - Continued  
 TABLEAU 104. Ménages avec et sans chambreurs selon le mode d'occupation, importance numérique du ménage et certaines commodités de ménage et de confort, provinces, régions rurales et urbaines, et cités de 30,000 et plus, 1951 - suite

Households with and without lodgers, and tenure Ménages avec et sans chambreurs et mode d'occupation	Total	Average number of persons per household Moyenne de personnes par ménage	Households with: Ménages pourvus de:						
			Electric or gas range Cuisinière électrique ou à gaz	Mechanical refrigeration Réfrigération mécanique	Powered washing machine Laveuse mécanique	Electric vacuum cleaner Aspirateur électrique	Telephone Téléphone	Radio	Passenger automobile Automobile de tourisme
<b>NOVA SCOTIA - Con.-fin</b>									
Households with lodgers - Ménages avec chambreurs ...	15,220	5.4	2,560	5,505	10,450	5,055	9,865	14,045	4,460
Owner - Propriétaires .....	11,320	5.4	1,785	4,220	7,955	4,100	7,155	10,445	3,565
Tenant - Locataires .....	3,900	5.6	775	1,285	2,495	955	2,710	3,600	895
Households without lodgers - Ménages sans chambreurs	134,335	4.0	18,090	40,060	86,420	36,835	66,905	121,080	43,065
Owner - Propriétaires .....	102,625	4.1	10,835	29,615	67,410	29,230	49,715	92,425	33,995
Tenant - Locataires .....	31,710	3.8	7,255	10,445	19,010	7,605	17,190	28,655	9,070
<b>Rural - Régions rurales</b>									
All households - Tous ménages .....	71,125	4.1	2,275	14,200	39,500	12,680	23,560	62,065	21,630
Owner - Propriétaires .....	62,865	4.1	1,575	12,430	35,085	11,390	21,220	55,035	19,050
Tenant - Locataires .....	8,260	4.0	700	1,770	4,415	1,290	2,340	7,030	2,580
Households with lodgers - Ménages avec chambreurs ...	5,225	5.2	155	1,290	3,110	1,055	2,085	4,675	1,595
Owner - Propriétaires .....	4,710	5.2	130	1,165	2,805	985	1,895	4,225	1,475
Tenant - Locataires .....	515	5.2	--	125	305	--	190	450	120
Households without lodgers - Ménages sans chambreurs	65,900	4.0	2,120	12,910	36,390	11,625	21,475	57,390	20,035
Owner - Propriétaires .....	58,155	4.0	1,445	11,265	32,280	10,405	19,325	50,810	17,575
Tenant - Locataires .....	7,745	3.9	675	1,645	4,110	1,220	2,150	6,580	2,460
<b>Urban - Régions urbaines</b>									
All households - Tous ménages .....	78,430	4.2	18,375	31,365	57,370	29,210	53,210	73,060	25,895
Owner - Propriétaires .....	51,080	4.4	11,045	21,405	40,280	21,940	35,650	47,835	18,510
Tenant - Locataires .....	27,350	4.0	7,330	9,960	17,090	7,270	17,560	25,225	7,385
Households with lodgers - Ménages avec chambreurs ...	9,995	5.6	2,405	4,215	7,340	4,000	7,780	9,370	2,865
Owner - Propriétaires .....	6,610	5.6	1,655	3,055	5,150	3,115	5,260	6,220	2,090
Tenant - Locataires .....	3,385	5.6	750	1,160	2,190	885	2,520	3,150	775
Households without lodgers - Ménages sans chambreurs	68,435	4.0	15,970	27,150	50,030	25,210	45,430	63,690	23,030
Owner - Propriétaires .....	44,470	4.2	9,390	18,350	35,130	18,825	30,390	41,615	16,420
Tenant - Locataires .....	23,965	3.7	6,580	8,800	14,900	6,385	15,040	22,075	6,610
<b>Halifax</b>									
All households - Tous ménages .....	18,710	4.1	7,765	9,280	11,540	7,795	15,550	17,405	6,485
Owner - Propriétaires .....	8,785	4.4	4,125	5,505	6,315	5,195	8,100	8,320	3,925
Tenant - Locataires .....	9,925	3.9	3,640	3,775	5,225	2,600	7,450	9,085	2,560
Households with lodgers - Ménages avec chambreurs ...	3,665	5.7	1,385	1,785	2,380	1,475	3,205	3,430	1,125
Owner - Propriétaires .....	1,930	5.8	850	1,135	1,375	1,035	1,790	1,825	705
Tenant - Locataires .....	1,735	5.6	535	650	1,005	440	1,415	1,605	420
Households without lodgers - Ménages sans chambreurs	15,045	3.8	6,380	7,495	9,160	6,320	12,345	13,975	5,360
Owner - Propriétaires .....	6,855	4.0	3,275	4,370	4,940	4,160	6,310	6,495	3,220
Tenant - Locataires .....	8,190	3.6	3,105	3,125	4,220	2,160	6,035	7,480	2,140
<b>Sydney</b>									
All households - Tous ménages .....	6,325	4.8	1,470	2,725	5,295	2,785	4,855	6,100	2,125
Owner - Propriétaires .....	4,350	4.9	1,030	1,990	3,835	2,225	3,525	4,185	1,590
Tenant - Locataires .....	1,975	4.6	440	735	1,460	560	1,330	1,915	535
Households with lodgers - Ménages avec chambreurs ...	1,195	6.2	255	550	980	540	965	1,150	360
Owner - Propriétaires .....	835	6.3	200	440	715	440	720	800	295
Tenant - Locataires .....	360	6.0	--	110	265	100	245	350	--
Households without lodgers - Ménages sans chambreurs	5,130	4.5	1,215	2,175	4,315	2,245	3,890	4,950	1,765
Owner - Propriétaires .....	3,515	4.6	830	1,550	3,120	1,785	2,805	3,385	1,295
Tenant - Locataires .....	1,615	4.3	385	625	1,195	460	1,085	1,565	470
<b>NEW BRUNSWICK</b>									
All households - Tous ménages .....	114,010	4.4	18,260	29,710	74,375	29,940	52,495	100,975	35,880
Owner - Propriétaires .....	81,210	4.6	9,335	19,470	52,925	20,185	33,880	71,060	26,845
Tenant - Locataires .....	32,800	3.9	8,925	10,240	21,450	9,755	18,615	29,915	9,035
Households with lodgers - Ménages avec chambreurs ...	9,230	5.4	2,340	3,030	6,430	3,225	5,585	8,410	2,760
Owner - Propriétaires .....	6,010	5.6	1,245	2,070	4,370	2,225	3,400	5,430	2,010
Tenant - Locataires .....	3,220	5.1	1,095	960	2,060	1,000	2,185	2,980	750

TABLE 104. Households with and without lodgers by tenure showing household size, and specified household facilities and conveniences, for provinces, rural, urban, and cities of 30,000 population and over, 1951 - Continued

TABLEAU 104. Ménages avec et sans chambreurs selon le mode d'occupation, importance numérique du ménage et certaines commodités de ménage et de confort, provinces, régions rurales et urbaines, et cités de 30,000 et plus, 1951 - suite

Households with and without lodgers, and tenure Ménages avec et sans chambreurs et mode d'occupation	Total	Average number of persons per household Moyenne de personnes par ménage	Households with: Ménages pourvus de:						
			Electric or gas range Cuisinière électrique ou à gaz	Mechanical refrigeration Réfrigération mécanique	Powered washing machine Lessiveuse mécanique	Electric vacuum cleaner Aspirateur électrique	Telephone Téléphone	Radio	Passenger automobile Automobile de tourisme
<b>NEW BRUNSWICK - Con.-fin</b>									
Households without lodgers - Ménages sans chambreurs	104,780	4.3	15,920	26,680	67,945	26,715	46,910	92,565	33,120
Owner - Propriétaires	75,200	4.6	8,090	17,400	48,555	17,960	30,480	65,630	24,835
Tenant - Locataires	29,580	3.8	7,830	9,280	19,390	8,755	16,430	26,935	8,285
<b>Rural - Régions rurales</b>									
All households - Tous ménages	62,225	4.8	2,170	9,715	35,935	8,745	17,955	52,570	18,420
Owner - Propriétaires	54,710	4.8	1,575	8,305	31,675	7,675	15,755	46,245	16,380
Tenant - Locataires	7,515	4.3	595	1,410	4,260	1,070	2,200	6,325	2,040
Households with lodgers - Ménages avec chambreurs	3,580	5.7	165	785	2,285	780	1,375	3,080	1,150
Owner - Propriétaires	3,175	5.7	135	710	2,055	715	1,230	2,745	1,025
Tenant - Locataires	405	5.3	--	--	230	--	145	335	125
Households without lodgers - Ménages sans chambreurs	58,645	4.7	2,005	8,930	33,650	7,965	16,580	49,490	17,270
Owner - Propriétaires	51,535	4.8	1,440	7,595	29,620	6,980	14,525	43,500	15,355
Tenant - Locataires	7,110	4.3	565	1,335	4,030	1,005	2,055	5,990	1,915
<b>Urban - Régions urbaines</b>									
All households - Tous ménages	51,785	4.0	16,090	19,995	38,440	21,195	34,540	48,405	17,460
Owner - Propriétaires	26,500	4.2	7,780	11,165	21,250	12,510	18,125	24,815	10,465
Tenant - Locataires	25,285	3.8	8,330	8,830	17,190	8,685	16,415	23,590	6,995
Households with lodgers - Ménages avec chambreurs	5,650	5.3	2,175	2,245	4,145	2,445	4,210	5,330	1,610
Owner - Propriétaires	2,835	5.5	1,110	1,360	2,315	1,510	2,170	2,685	985
Tenant - Locataires	2,815	5.0	1,065	885	1,830	935	2,040	2,645	625
Households without lodgers - Ménages sans chambreurs	46,135	3.9	13,915	17,750	34,295	18,750	30,330	43,075	15,850
Owner - Propriétaires	23,665	4.1	6,650	9,805	18,935	11,000	15,955	22,130	9,480
Tenant - Locataires	22,470	3.7	7,265	7,945	15,360	7,750	14,375	20,945	6,370
<b>Saint John</b>									
All households - Tous ménages	13,180	3.8	3,415	4,225	8,040	5,065	9,050	12,280	3,755
Owner - Propriétaires	2,910	3.7	1,045	1,350	1,975	1,765	2,410	2,785	1,360
Tenant - Locataires	10,270	3.8	2,370	2,875	6,065	3,300	6,640	9,495	2,395
Households with lodgers - Ménages avec chambreurs	1,575	4.8	370	460	870	650	1,150	1,495	335
Owner - Propriétaires	330	4.5	--	135	175	215	275	325	110
Tenant - Locataires	1,245	4.9	290	325	695	435	875	1,170	225
Households without lodgers - Ménages sans chambreurs	11,605	3.6	3,045	3,765	7,170	4,415	7,900	10,785	3,420
Owner - Propriétaires	2,580	3.6	965	1,215	1,800	1,550	2,135	2,460	1,250
Tenant - Locataires	9,025	3.6	2,080	2,550	5,370	2,865	5,765	8,325	2,170
<b>QUÉBEC</b>									
All households - Tous ménages	858,785	4.6	385,330	401,020	645,075	283,335	499,565	802,540	231,940
Owner - Propriétaires	416,960	5.1	114,150	172,685	330,770	129,165	214,595	381,985	135,975
Tenant - Locataires	441,825	4.1	271,180	228,335	314,305	154,170	284,970	420,555	95,965
Households with lodgers - Ménages avec chambreurs	71,275	5.4	42,635	36,345	51,510	25,290	49,790	67,395	14,790
Owner - Propriétaires	25,220	5.8	10,035	13,230	20,690	9,910	16,415	23,795	7,325
Tenant - Locataires	46,055	5.2	32,600	23,115	30,820	15,380	33,375	43,600	7,465
Households without lodgers - Ménages sans chambreurs	787,510	4.5	342,695	364,675	593,565	258,045	449,775	735,145	217,150
Owner - Propriétaires	391,740	5.0	104,115	159,455	310,080	119,255	198,180	358,190	128,650
Tenant - Locataires	395,770	3.9	238,580	205,220	283,485	138,790	251,595	376,955	88,500
<b>Rural - Régions rurales</b>									
All households - Tous ménages	255,385	5.3	17,090	57,725	183,390	31,725	80,120	221,990	70,820
Owner - Propriétaires	215,435	5.4	12,285	46,725	155,580	26,330	69,705	187,485	61,365
Tenant - Locataires	39,950	4.2	4,805	11,000	27,810	5,395	10,415	34,505	9,455
Households with lodgers - Ménages avec chambreurs	9,415	5.8	855	2,860	7,070	1,495	3,765	8,420	2,770
Owner - Propriétaires	7,625	6.0	610	2,235	5,755	1,220	3,075	6,845	2,325
Tenant - Locataires	1,790	5.3	245	625	1,315	275	690	1,575	445

**TABLE 104. Households with and without lodgers by tenure showing household size, and specified household facilities and conveniences, for provinces, rural, urban, and cities of 30,000 population and over, 1951 - Continued**

**TABLEAU 104. Ménages avec et sans chambreurs selon le mode d'occupation, importance numérique du ménage et certaines commodités de ménage et de confort, provinces, régions rurales et urbaines, et cités de 30,000 et plus, 1951 - suite**

Households with and without lodgers, and tenure Ménages avec et sans chambreurs et mode d'occupation	Total	Average number of persons per household — Moyenne de personnes par ménage	Households with: — Ménages pourvus de:						
			Electric or gas range — Cuisinière électrique ou à gaz	Mechanical refrigeration — Réfrigération mécanique	Powered washing machine — Lessiveuse mécanique	Electric vacuum cleaner — Aspirateur électrique	Telephone — Téléphone	Radio	Passenger automobile — Automobile de tourisme
<b>QUÉBEC - Con., suite</b>									
<b>Rural - Con. - Régions rurales - fin</b>									
Households without lodgers - Ménages sans chambreurs	245,970	5.2	16,235	54,865	176,320	30,230	76,355	213,570	68,050
Owner - Propriétaires	207,810	5.4	11,675	44,490	149,825	25,110	66,630	180,640	59,040
Tenant - Locataires	38,160	4.2	4,560	10,375	26,495	5,120	9,725	32,930	9,010
<b>Urban - Régions urbaines</b>									
All households - Tous ménages	603,400	4.3	368,240	343,295	461,685	251,610	419,445	580,550	161,120
Owner - Propriétaires	201,525	4.7	101,865	125,960	175,190	102,835	144,890	194,500	74,610
Tenant - Locataires	401,875	4.0	266,375	217,335	286,495	148,775	274,555	386,050	86,510
Households with lodgers - Ménages avec chambreurs	61,860	5.3	41,780	33,485	44,440	23,795	46,025	58,975	12,020
Owner - Propriétaires	17,595	5.8	9,425	10,995	14,935	8,690	13,340	16,950	5,000
Tenant - Locataires	44,265	5.2	32,355	22,490	29,505	15,105	32,685	42,025	7,020
Households without lodgers - Ménages sans chambreurs	541,540	4.1	326,460	309,810	417,245	227,815	373,420	521,575	149,100
Owner - Propriétaires	183,930	4.6	92,440	114,965	160,255	94,145	131,550	177,550	69,610
Tenant - Locataires	357,610	3.9	234,020	194,845	256,990	133,670	241,870	344,025	79,490
<b>Hull</b>									
All households - Tous ménages	9,325	4.6	5,080	4,305	7,960	2,315	5,910	8,870	2,570
Owner - Propriétaires	4,175	4.9	2,155	2,145	3,715	1,345	3,050	3,985	1,445
Tenant - Locataires	5,150	4.3	2,925	2,160	4,245	970	2,860	4,885	1,125
Households with lodgers - Ménages avec chambreurs	1,005	5.7	600	500	855	250	705	965	255
Owner - Propriétaires	490	6.1	280	270	430	150	370	465	175
Tenant - Locataires	515	5.3	320	230	425	100	335	500	--
Households without lodgers - Ménages sans chambreurs	8,320	4.4	4,480	3,805	7,105	2,065	5,205	7,905	2,315
Owner - Propriétaires	3,685	4.8	1,875	1,875	3,285	1,195	2,680	3,520	1,270
Tenant - Locataires	4,635	4.2	2,605	1,930	3,820	870	2,525	4,385	1,045
<b>Montréal</b>									
All households - Tous ménages	247,485	4.0	216,440	151,370	164,425	107,990	190,940	238,060	60,020
Owner - Propriétaires	43,215	4.2	38,090	33,560	34,875	28,305	37,575	41,950	17,540
Tenant - Locataires	204,270	3.9	178,350	117,810	129,550	79,685	153,365	196,110	42,480
Households with lodgers - Ménages avec chambreurs	32,630	5.2	28,685	17,215	20,140	11,780	25,405	30,830	5,370
Owner - Propriétaires	4,820	5.5	4,255	3,380	3,580	2,625	4,115	4,600	1,345
Tenant - Locataires	27,810	5.2	24,430	13,835	16,560	9,155	21,290	26,230	4,025
Households without lodgers - Ménages sans chambreurs	214,855	3.8	187,755	134,155	144,285	96,210	165,535	207,230	54,650
Owner - Propriétaires	38,395	4.1	33,835	30,180	31,295	25,680	33,460	37,350	16,195
Tenant - Locataires	176,460	3.7	153,920	103,975	112,990	70,530	132,075	169,880	38,455
<b>Outremont</b>									
All households - Tous ménages	7,420	3.9	7,355	6,605	4,305	5,610	7,145	7,290	3,260
Owner - Propriétaires	2,375	4.4	2,360	2,255	1,835	2,115	2,325	2,335	1,635
Tenant - Locataires	5,045	3.7	4,995	4,350	2,470	3,495	4,820	4,955	1,625
Households with lodgers - Ménages avec chambreurs	875	4.7	865	720	410	585	845	850	175
Owner - Propriétaires	140	5.2	135	135	--	120	135	140	--
Tenant - Locataires	735	4.6	730	585	315	465	710	710	120
Households without lodgers - Ménages sans chambreurs	6,545	3.8	6,490	5,885	3,895	5,025	6,300	6,440	3,085
Owner - Propriétaires	2,235	4.3	2,225	2,120	1,740	1,995	2,190	2,195	1,580
Tenant - Locataires	4,310	3.6	4,265	3,765	2,155	3,030	4,110	4,245	1,505
<b>Québec</b>									
All households - Tous ménages	34,970	4.4	18,875	19,400	24,860	13,035	27,370	34,135	8,015
Owner - Propriétaires	8,540	5.1	5,095	5,860	6,835	4,530	7,445	8,365	3,190
Tenant - Locataires	26,430	4.2	13,780	13,540	18,025	8,505	19,925	25,770	4,825
Households with lodgers - Ménages avec chambreurs	3,010	5.6	1,725	1,695	2,160	1,060	2,520	2,915	470
Owner - Propriétaires	725	6.4	480	530	540	375	670	710	185
Tenant - Locataires	2,285	5.3	1,245	1,165	1,620	685	1,850	2,205	285
Households without lodgers - Ménages sans chambreurs	31,960	4.3	17,150	17,705	22,700	11,975	24,850	31,220	7,545
Owner - Propriétaires	7,815	5.0	4,615	5,330	6,295	4,155	6,775	7,655	3,005
Tenant - Locataires	24,145	4.1	12,535	12,375	16,405	7,820	18,075	23,565	4,540



TABLE 104. Households with and without lodgers by tenure showing household size, and specified household facilities and conveniences, for provinces, rural, urban, and cities of 30,000 population and over, 1951 - Continued

TABLEAU 104. Ménages avec et sans chambreurs selon le mode d'occupation, importance numérique du ménage et certaines commodités de ménage et de confort, provinces, régions rurales et urbaines, et cités de 30,000 et plus, 1951 - suite

Households with and without lodgers, and tenure Ménages avec et sans chambreurs et mode d'occupation	Total	Average number of persons per household Moyenne de personnes par ménage	Households with: Ménages pourvus de:							Passenger automobile Automobile de tourisme
			Electric or gas range Cuisinière électrique ou à gaz	Mechanical refrigeration Réfrigération mécanique	Powered washing machine Lessiveuse mécanique	Electric vacuum cleaner Aspirateur électrique	Telephone Téléphone	Radio		
<b>QUÉBEC - Con.-fin</b>										
<b>Sherbrooke</b>										
All households - Tous ménages .....	11,545	4.1	6,815	6,955	9,725	5,470	8,945	10,980	3,740	
Owner - Propriétaires .....	3,785	4.7	2,320	2,655	3,460	2,340	3,260	3,600	1,765	
Tenant - Locataires .....	7,760	3.9	4,495	4,300	6,265	3,130	5,685	7,380	1,975	
Households with lodgers - Ménages avec chambreurs ...	1,060	5.1	635	595	920	485	875	1,005	275	
Owner - Propriétaires .....	305	5.3	190	215	280	205	260	290	140	
Tenant - Locataires .....	755	5.0	445	380	640	280	615	715	135	
Households without lodgers - Ménages sans chambreurs	10,485	4.0	6,180	6,360	8,805	4,985	8,070	9,975	3,465	
Owner - Propriétaires .....	3,480	4.7	2,130	2,440	3,180	2,135	3,000	3,310	1,625	
Tenant - Locataires .....	7,005	3.7	4,050	3,920	5,625	2,850	5,070	6,665	1,840	
<b>Trois-Rivières</b>										
All households - Tous ménages .....	9,530	4.6	3,650	4,600	8,330	4,335	7,075	9,295	2,205	
Owner - Propriétaires .....	2,670	5.1	1,260	1,635	2,445	1,610	2,185	2,635	915	
Tenant - Locataires .....	6,860	4.3	2,390	2,965	5,885	2,725	4,890	6,660	1,290	
Households with lodgers - Ménages avec chambreurs ...	670	5.1	280	345	550	300	480	640	125	
Owner - Propriétaires .....	220	5.5	--	135	205	120	165	210	--	
Tenant - Locataires .....	450	4.9	185	210	345	180	315	430	--	
Households without lodgers - Ménages sans chambreurs	8,860	4.5	3,370	4,255	7,780	4,035	6,595	8,655	2,080	
Owner - Propriétaires .....	2,450	5.1	1,165	1,500	2,240	1,490	2,020	2,425	865	
Tenant - Locataires .....	6,410	4.3	2,205	2,755	5,540	2,545	4,575	6,230	1,215	
<b>Verdun</b>										
All households - Tous ménages .....	19,805	3.8	18,085	11,865	14,910	11,310	17,035	19,320	5,325	
Owner - Propriétaires .....	3,130	3.7	2,860	2,420	2,645	2,315	2,860	3,080	1,215	
Tenant - Locataires .....	16,675	3.8	15,225	9,445	12,265	8,995	14,175	16,240	4,110	
Households with lodgers - Ménages avec chambreurs ...	1,425	4.7	1,315	845	1,065	805	1,230	1,395	285	
Owner - Propriétaires .....	250	4.7	235	190	220	180	230	240	--	
Tenant - Locataires .....	1,175	4.7	1,080	655	845	625	1,000	1,155	225	
Households without lodgers - Ménages sans chambreurs	18,380	3.7	16,770	11,020	13,845	10,505	15,805	17,925	5,040	
Owner - Propriétaires .....	2,880	3.6	2,625	2,230	2,425	2,135	2,630	2,840	1,155	
Tenant - Locataires .....	15,500	3.7	14,145	8,790	11,420	8,370	13,175	15,085	3,885	
<b>ONTARIO</b>										
All households - Tous ménages .....	1,181,125	3.8	879,660	728,670	927,390	648,035	864,580	1,098,480	640,135	
Owner - Propriétaires .....	821,335	3.9	596,805	522,980	685,260	487,880	626,785	765,180	480,775	
Tenant - Locataires .....	359,790	3.6	282,855	205,690	242,130	160,155	237,795	333,300	159,360	
Households with lodgers - Ménages avec chambreurs ...	152,450	5.4	129,240	96,830	123,475	88,390	124,015	143,100	66,690	
Owner - Propriétaires .....	110,465	5.4	93,585	73,880	93,625	69,160	92,390	103,980	51,230	
Tenant - Locataires .....	41,985	5.4	35,655	22,950	29,850	19,230	31,625	39,120	15,460	
Households without lodgers - Ménages sans chambreurs	1,028,675	3.6	750,420	631,840	803,915	559,645	740,565	955,380	573,445	
Owner - Propriétaires .....	710,870	3.6	503,220	449,100	591,635	418,720	534,395	661,200	429,545	
Tenant - Locataires .....	317,805	3.4	247,200	182,740	212,280	140,925	206,170	294,180	143,900	
<b>Rural - Régions rurales</b>										
All households - Tous ménages .....	340,870	3.8	140,140	152,375	247,465	124,915	198,930	300,730	214,130	
Owner - Propriétaires .....	272,800	3.8	110,715	126,565	202,830	105,980	171,265	242,580	177,080	
Tenant - Locataires .....	68,070	3.8	29,425	25,810	44,635	18,935	27,665	58,150	37,050	
Households with lodgers - Ménages avec chambreurs ...	19,145	5.0	7,910	9,090	14,445	7,620	11,725	17,025	11,580	
Owner - Propriétaires .....	15,695	5.0	6,540	7,850	12,160	6,695	10,285	14,095	9,775	
Tenant - Locataires .....	3,450	5.2	1,370	1,240	2,285	925	1,440	2,930	1,805	
Households without lodgers - Ménages sans chambreurs	321,725	3.7	132,230	143,285	233,020	117,295	187,205	283,705	202,550	
Owner - Propriétaires .....	257,105	3.7	104,175	118,715	190,670	99,285	160,980	228,485	167,305	
Tenant - Locataires .....	64,620	3.8	28,055	24,570	42,350	18,010	26,225	55,220	35,245	
<b>Urban - Régions urbaines</b>										
All households - Tous ménages .....	840,255	3.8	739,520	576,295	679,925	523,120	665,650	797,750	426,005	
Owner - Propriétaires .....	548,535	3.9	486,090	396,415	482,430	381,900	455,520	522,600	303,695	
Tenant - Locataires .....	291,720	3.6	253,430	179,880	197,495	141,220	210,130	275,150	122,310	

**TABLE 104. Households with and without lodgers by tenure showing household size, and specified household facilities and conveniences, for provinces, rural, urban, and cities of 30,000 population and over, 1951 - Continued**

**TABLEAU 104. Ménages avec et sans chambreurs selon le mode d'occupation, importance numérique du ménage et certaines commodités de ménage et de confort, provinces, régions rurales et urbaines, et cités de 30,000 et plus, 1951 - suite**

Households with and without lodgers, and tenure — Ménages avec et sans chambreurs et mode d'occupation	Total	Average number of persons per household — Moyenne de personnes par ménage	Households with: — Ménages pourvus de:						
			Electric or gas range — Cuisinière électrique ou à gaz	Mechanical refrig- eration — Réfrig- ération méca- nique	Powered washing machine — Lessi- veuse mécanique	Electric vacuum cleaner — Aspi- rateur électrique	Tele- phone — Télé- phone	Radio	Passenger automobile — Automobile de tourisme
<b>ONTARIO - Con. - suite</b>									
<b>Urban - Con. - Régions urbaines - fin</b>									
Households with lodgers - Ménages avec chambreurs	133,305	5.5	121,330	87,740	109,030	80,770	112,290	126,075	55,110
Owner - Propriétaires	94,770	5.5	87,045	66,030	81,465	62,465	82,105	89,885	41,455
Tenant - Locataires	38,535	5.4	34,285	21,710	27,565	18,305	30,185	36,190	13,655
Households without lodgers - Ménages sans chambreurs	706,950	3.5	618,190	488,555	570,895	442,350	553,360	671,675	370,895
Owner - Propriétaires	453,765	3.6	399,045	330,385	400,965	319,435	373,415	432,715	262,240
Tenant - Locataires	253,185	3.3	219,145	158,170	169,930	122,915	179,945	238,960	108,655
<b>Brantford</b>									
All households - Tous ménages	10,375	3.5	10,000	6,365	8,910	7,015	8,290	9,760	4,640
Owner - Propriétaires	6,410	3.6	6,240	4,315	5,865	4,870	5,455	6,045	3,075
Tenant - Locataires	3,965	3.3	3,760	2,050	3,045	2,145	2,835	3,715	1,565
Households with lodgers - Ménages avec chambreurs	1,385	4.9	1,345	770	1,180	845	1,130	1,300	535
Owner - Propriétaires	1,020	4.8	995	615	925	695	890	955	445
Tenant - Locataires	365	4.9	350	155	255	150	240	345	--
Households without lodgers - Ménages sans chambreurs	8,990	3.3	8,655	5,595	7,730	6,170	7,160	8,460	4,105
Owner - Propriétaires	5,390	3.3	5,245	3,700	4,940	4,175	4,565	5,090	2,630
Tenant - Locataires	3,600	3.2	3,410	1,895	2,790	1,995	2,595	3,370	1,475
<b>Fort William</b>									
All households - Tous ménages	9,300	3.7	6,935	5,055	8,150	5,700	7,300	8,750	3,865
Owner - Propriétaires	6,675	3.8	4,970	3,665	6,175	4,350	5,375	6,305	2,845
Tenant - Locataires	2,625	3.4	1,965	1,390	1,975	1,350	1,925	2,445	1,020
Households with lodgers - Ménages avec chambreurs	1,005	4.8	695	485	890	630	800	940	335
Owner - Propriétaires	830	4.9	590	395	755	540	680	775	265
Tenant - Locataires	175	4.8	105	--	135	--	120	165	--
Households without lodgers - Ménages sans chambreurs	8,295	3.5	6,240	4,570	7,260	5,070	6,500	7,810	3,530
Owner - Propriétaires	5,845	3.7	4,380	3,270	5,420	3,810	4,695	5,530	2,580
Tenant - Locataires	2,450	3.3	1,860	1,300	1,840	1,260	1,805	2,280	950
<b>Hamilton</b>									
All households - Tous ménages	55,340	3.7	54,120	41,490	41,915	34,440	44,050	52,650	27,545
Owner - Propriétaires	36,090	3.9	35,375	28,970	30,905	25,555	30,465	34,490	19,565
Tenant - Locataires	19,250	3.3	18,745	12,520	11,010	8,885	13,585	18,160	7,980
Households with lodgers - Ménages avec chambreurs	8,110	5.3	8,020	5,730	6,385	4,760	6,505	7,635	3,120
Owner - Propriétaires	5,865	5.4	5,800	4,490	4,970	3,790	4,885	5,525	2,425
Tenant - Locataires	2,245	5.0	2,220	1,240	1,415	970	1,620	2,110	695
Households without lodgers - Ménages sans chambreurs	47,230	3.4	46,100	35,760	35,530	29,680	37,545	45,015	24,425
Owner - Propriétaires	30,225	3.6	29,575	24,480	25,935	21,765	25,580	28,965	17,140
Tenant - Locataires	17,005	3.1	16,525	11,280	9,595	7,915	11,965	16,050	7,285
<b>Kingston</b>									
All households - Tous ménages	8,710	3.7	7,720	6,920	6,665	4,990	7,165	8,285	4,300
Owner - Propriétaires	4,115	3.9	3,740	3,475	3,480	2,900	3,680	3,920	2,255
Tenant - Locataires	4,595	3.6	3,980	3,445	3,185	2,090	3,485	4,365	2,045
Households with lodgers - Ménages avec chambreurs	1,585	5.5	1,305	1,205	1,320	825	1,350	1,515	710
Owner - Propriétaires	845	5.5	745	705	755	530	770	800	395
Tenant - Locataires	740	5.5	560	500	565	295	580	715	315
Households without lodgers - Ménages sans chambreurs	7,125	3.3	6,415	5,715	5,345	4,165	5,815	6,770	3,590
Owner - Propriétaires	3,270	3.4	2,995	2,770	2,725	2,370	2,910	3,120	1,860
Tenant - Locataires	3,855	3.2	3,420	2,945	2,620	1,795	2,905	3,650	1,730
<b>Kitchener</b>									
All households - Tous ménages	11,570	3.8	11,390	8,095	9,960	8,355	8,845	11,175	6,025
Owner - Propriétaires	7,500	4.1	7,420	5,650	7,120	6,190	6,330	7,310	4,360
Tenant - Locataires	4,070	3.3	3,970	2,445	2,840	2,165	2,515	3,865	1,665
Households with lodgers - Ménages avec chambreurs	2,010	5.5	1,975	1,340	1,865	1,465	1,575	1,940	905
Owner - Propriétaires	1,550	5.4	1,525	1,115	1,490	1,220	1,265	1,505	740
Tenant - Locataires	460	5.7	450	225	375	245	310	435	165

TABLE 104. Households with and without lodgers by tenure showing household size, and specified household facilities and conveniences, for provinces, rural, urban, and cities of 30,000 population and over, 1951 - Continued

TABLEAU 104. Ménages avec et sans chambreurs selon le mode d'occupation, importance numérique du ménage et certaines commodités de ménage et de confort, provinces, régions rurales et urbaines, et cités de 30,000 et plus, 1951 - suite

Households with and without lodgers, and tenure Ménages avec et sans chambreurs et mode d'occupation	Total	Average number of persons per household Moyenne de personnes par ménage	Households with: Ménages pourvus de:						
			Electric or gas range Cuisinière électrique ou à gaz	Mechanical refrigeration Réfrigération mécanique	Powered washing machine Lessiveuse mécanique	Electric vacuum cleaner Aspirateur électrique	Telephone Téléphone	Radio	Passenger automobile Automobile de tourisme
<b>ONTARIO - Con. - suite</b>									
<b>Kitchener - Con. - fin</b>									
Households without lodgers - Ménages sans chambreurs	9,560	3.5	9,415	6,755	8,095	6,890	7,270	9,235	5,120
Owner - Propriétaires	5,950	3.8	5,895	4,535	5,630	4,970	5,065	5,805	3,620
Tenant - Locataires	3,610	3.0	3,520	2,220	2,465	1,920	2,205	3,430	1,500
<b>London</b>									
All households - Tous ménages	26,385	3.5	25,960	18,460	20,565	17,420	20,770	25,380	13,615
Owner - Propriétaires	15,895	3.7	15,730	11,815	14,010	12,260	13,745	15,340	9,075
Tenant - Locataires	10,490	3.3	10,230	6,645	6,555	5,160	7,025	10,040	4,540
Households with lodgers - Ménages avec chambreurs	4,015	5.1	3,970	2,695	3,170	2,600	3,260	3,855	1,715
Owner - Propriétaires	2,675	5.1	2,645	1,880	2,285	1,890	2,305	2,580	1,260
Tenant - Locataires	1,340	5.0	1,325	815	885	710	955	1,275	455
Households without lodgers - Ménages sans chambreurs	22,370	3.2	21,990	15,765	17,395	14,820	17,510	21,525	11,900
Owner - Propriétaires	13,220	3.4	13,085	9,935	11,725	10,370	11,440	12,760	7,815
Tenant - Locataires	9,150	3.0	8,905	5,830	5,670	4,450	6,070	8,765	4,085
<b>Oshawa</b>									
All households - Tous ménages	11,225	3.7	9,405	7,475	9,615	7,045	9,265	10,705	6,440
Owner - Propriétaires	8,245	3.8	6,890	5,720	7,480	5,610	7,060	7,910	4,935
Tenant - Locataires	2,980	3.4	2,515	1,755	2,135	1,435	2,205	2,795	1,505
Households with lodgers - Ménages avec chambreurs	1,610	5.2	1,260	960	1,420	940	1,280	1,520	770
Owner - Propriétaires	1,250	5.1	970	760	1,115	770	1,005	1,175	580
Tenant - Locataires	360	5.4	290	200	305	170	275	345	190
Households without lodgers - Ménages sans chambreurs	9,615	3.5	8,145	6,515	8,195	6,105	7,985	9,185	5,670
Owner - Propriétaires	6,995	3.6	5,920	4,960	6,365	4,840	6,055	6,735	4,355
Tenant - Locataires	2,620	3.2	2,225	1,555	1,830	1,265	1,930	2,450	1,315
<b>Ottawa</b>									
All households - Tous ménages	48,965	3.9	44,225	36,650	36,570	29,100	42,680	46,570	23,565
Owner - Propriétaires	21,260	4.1	19,720	17,025	18,135	15,370	19,555	20,150	12,515
Tenant - Locataires	27,705	3.8	24,505	19,625	18,435	13,730	23,125	26,420	11,050
Households with lodgers - Ménages avec chambreurs	8,185	5.5	7,330	5,995	6,435	4,670	7,580	7,825	3,470
Owner - Propriétaires	3,690	5.4	3,445	2,980	3,110	2,520	3,490	3,525	1,835
Tenant - Locataires	4,495	5.6	3,885	3,015	3,325	2,150	4,090	4,300	1,635
Households without lodgers - Ménages sans chambreurs	40,780	3.6	36,895	30,655	30,135	24,430	35,100	38,745	20,095
Owner - Propriétaires	17,570	3.8	16,275	14,045	15,025	12,850	16,065	16,625	10,680
Tenant - Locataires	23,210	3.5	20,620	16,610	15,110	11,580	19,035	22,120	9,415
<b>Peterborough</b>									
All households - Tous ménages	10,020	3.8	8,225	7,175	8,630	6,360	8,225	9,515	5,000
Owner - Propriétaires	6,370	3.9	5,310	4,800	5,775	4,585	5,615	6,100	3,520
Tenant - Locataires	3,650	3.6	2,915	2,375	2,855	1,775	2,610	3,415	1,480
Households with lodgers - Ménages avec chambreurs	1,590	5.1	1,300	1,120	1,360	965	1,365	1,520	710
Owner - Propriétaires	1,060	5.2	865	760	930	700	935	1,010	520
Tenant - Locataires	530	4.8	435	360	430	265	430	510	190
Households without lodgers - Ménages sans chambreurs	8,430	3.5	6,925	6,055	7,270	5,395	6,860	7,995	4,290
Owner - Propriétaires	5,310	3.6	4,445	4,040	4,845	3,885	4,680	5,090	3,000
Tenant - Locataires	3,120	3.3	2,480	2,015	2,425	1,510	2,180	2,905	1,290
<b>Port Arthur</b>									
All households - Tous ménages	8,425	3.6	6,215	4,365	7,200	5,075	6,565	8,040	3,540
Owner - Propriétaires	6,275	3.7	4,580	3,325	5,625	4,120	5,075	6,025	2,765
Tenant - Locataires	2,150	3.4	1,635	1,040	1,575	955	1,490	2,015	775
Households with lodgers - Ménages avec chambreurs	860	5.3	590	385	760	520	655	805	290
Owner - Propriétaires	705	5.3	495	335	630	435	540	665	245
Tenant - Locataires	155	5.2	--	--	130	--	115	140	--
Households without lodgers - Ménages sans chambreurs	7,565	3.4	5,625	3,980	6,440	4,555	5,910	7,235	3,250
Owner - Propriétaires	5,570	3.5	4,085	2,990	4,995	3,685	4,535	5,360	2,520
Tenant - Locataires	1,995	3.2	1,540	990	1,445	870	1,375	1,875	730

**TABLE 104. Households with and without lodgers by tenure showing household size, and specified household facilities and conveniences, for provinces, rural, urban, and cities of 30,000 population and over, 1951 - Continued**

**TABLEAU 104. Ménages avec et sans chambreurs selon le mode d'occupation, importance numérique du ménage et certaines commodités de ménage et de confort, provinces, régions rurales et urbaines, et cités de 30,000 et plus, 1951 - suite**

Households with and without lodgers, and tenure Ménages avec et sans chambreurs et mode d'occupation	Total	Average number of persons per household Moyenne de personnes par ménage	Households with: Ménages pourvus de:						
			Electric or gas range Cuisinière électrique ou à gaz	Mechanical refrigeration Réfrigération mécanique	Powered washing machine Lessiveuse mécanique	Electric vacuum cleaner Aspirateur électrique	Telephone Téléphone	Radio	Passenger automobile Automobile de tourisme
<b>ONTARIO - Con. - suite</b>									
<b>St. Catharines</b>									
All households - Tous ménages .....	10,380	3.6	10,085	7,815	8,520	7,065	8,015	9,760	5,045
Owner - Propriétaires .....	6,595	3.7	6,495	5,370	5,935	5,095	5,540	6,245	3,410
Tenant - Locataires .....	3,785	3.4	3,590	2,445	2,585	1,970	2,475	3,515	1,635
Households with lodgers - Ménages avec chambreurs .....	1,315	5.0	1,305	865	1,045	790	945	1,190	450
Owner - Propriétaires .....	920	4.9	915	640	775	625	695	850	345
Tenant - Locataires .....	395	5.3	390	225	270	165	250	340	105
Households without lodgers - Ménages sans chambreurs .....	9,065	3.4	8,780	6,950	7,475	6,275	7,070	8,570	4,595
Owner - Propriétaires .....	5,675	3.5	5,580	4,730	5,160	4,470	4,845	5,395	3,065
Tenant - Locataires .....	3,390	3.2	3,200	2,220	2,315	1,805	2,225	3,175	1,530
<b>Sarnia</b>									
All households - Tous ménages .....	9,380	3.7	8,945	6,665	8,130	6,255	7,635	8,820	5,445
Owner - Propriétaires .....	6,620	3.8	6,350	5,135	6,125	4,975	5,750	6,255	4,095
Tenant - Locataires .....	2,760	3.5	2,595	1,530	2,005	1,280	1,885	2,565	1,350
Households with lodgers - Ménages avec chambreurs .....	1,445	5.1	1,370	1,020	1,315	1,030	1,200	1,350	760
Owner - Propriétaires .....	1,120	5.1	1,070	820	1,035	870	970	1,065	615
Tenant - Locataires .....	325	5.0	300	200	280	160	230	285	145
Households without lodgers - Ménages sans chambreurs .....	7,935	3.4	7,575	5,645	6,815	5,225	6,435	7,470	4,685
Owner - Propriétaires .....	5,500	3.5	5,280	4,315	5,090	4,105	4,780	5,190	3,480
Tenant - Locataires .....	2,435	3.3	2,295	1,330	1,725	1,120	1,655	2,280	1,205
<b>Sault Ste. Marie</b>									
All households - Tous ménages .....	7,855	4.1	6,305	5,140	6,845	4,400	6,610	7,380	3,640
Owner - Propriétaires .....	5,330	4.3	4,305	3,645	4,925	3,385	4,650	4,970	2,715
Tenant - Locataires .....	2,525	3.6	2,000	1,495	1,920	1,015	1,960	2,390	925
Households with lodgers - Ménages avec chambreurs .....	1,175	5.4	920	705	1,020	635	960	1,070	465
Owner - Propriétaires .....	900	5.6	715	560	815	535	760	810	385
Tenant - Locataires .....	275	4.9	205	145	205	100	200	260	--
Households without lodgers - Ménages sans chambreurs .....	6,680	3.8	5,385	4,435	5,825	3,765	5,650	6,290	3,175
Owner - Propriétaires .....	4,430	4.0	3,590	3,085	4,110	2,850	3,890	4,160	2,330
Tenant - Locataires .....	2,250	3.5	1,795	1,350	1,715	915	1,760	2,130	845
<b>Sudbury</b>									
All households - Tous ménages .....	9,450	4.4	7,580	6,190	7,680	4,550	7,125	9,000	3,945
Owner - Propriétaires .....	4,435	4.9	3,680	3,340	4,020	2,630	3,800	4,255	2,080
Tenant - Locataires .....	5,015	4.0	3,900	2,850	3,660	1,920	3,325	4,745	1,865
Households with lodgers - Ménages avec chambreurs .....	1,910	6.5	1,490	1,205	1,580	900	1,600	1,850	660
Owner - Propriétaires .....	1,035	6.9	845	735	915	565	925	1,020	420
Tenant - Locataires .....	875	5.9	645	470	665	335	675	830	240
Households without lodgers - Ménages sans chambreurs .....	7,540	3.9	6,090	4,985	6,100	3,650	5,525	7,150	3,285
Owner - Propriétaires .....	3,400	4.3	2,835	2,605	3,105	2,065	2,875	3,235	1,660
Tenant - Locataires .....	4,140	3.5	3,255	2,380	2,995	1,585	2,650	3,915	1,625
<b>Toronto</b>									
All households - Tous ménages .....	157,175	4.2	153,965	110,185	113,030	102,155	141,230	148,990	66,765
Owner - Propriétaires .....	97,795	4.5	96,530	71,735	80,685	71,350	91,130	93,195	46,060
Tenant - Locataires .....	59,380	3.7	57,435	38,450	32,345	30,805	50,100	55,795	20,705
Households with lodgers - Ménages avec chambreurs .....	48,140	6.0	47,320	31,040	36,590	29,175	43,830	45,430	17,000
Owner - Propriétaires .....	34,580	6.1	34,155	23,710	27,890	22,700	32,120	32,770	12,775
Tenant - Locataires .....	13,560	5.9	13,165	7,330	8,700	6,475	11,710	12,660	4,225
Households without lodgers - Ménages sans chambreurs .....	109,035	3.4	106,645	79,145	76,440	72,980	97,400	103,560	49,765
Owner - Propriétaires .....	63,215	3.7	62,375	48,025	52,795	48,650	59,010	60,425	33,285
Tenant - Locataires .....	45,820	3.0	44,270	31,120	23,645	24,330	38,390	43,135	16,480

TABLE 104. Households with and without lodgers by tenure showing household size, and specified household facilities and conveniences, for provinces, rural, urban, and cities of 30,000 population and over, 1951 - Continued

TABLEAU 104. Ménages avec et sans chambreurs selon le mode d'occupation, importance numérique du ménage et certaines commodités de ménage et de confort, provinces, régions rurales et urbaines, et cités de 30,000 et plus, 1951 - suite

Households with and without lodgers, and tenure Ménages avec et sans chambreurs et mode d'occupation	Total	Average number of persons per household Moyenne des personnes par ménage	Households with: Ménages pourvus de:							Passenger automobile Automobile de tourisme
			Electric or gas range Cuisinière électrique ou à gaz	Mechanical refrigeration Réfrigération mécanique	Powered washing machine Lessiveuse mécanique	Electric vacuum cleaner Aspirateur électrique	Telephone Téléphone	Radio		
<b>ONTARIO—Con.—fin</b>										
<b>Windsor</b>										
All households — Tous ménages .....	31,815	3.7	31,420	21,275	26,680	21,535	23,065	29,985	15,735	
Owner — Propriétaires .....	17,300	3.9	17,195	13,200	16,025	13,760	14,010	16,360	9,685	
Tenant — Locataires .....	14,515	3.4	14,225	8,075	10,655	7,775	9,055	13,625	6,050	
Households with lodgers — Ménages avec chambreurs.....	4,465	5.0	4,405	2,820	3,660	2,835	3,080	4,085	1,750	
Owner — Propriétaires .....	2,955	5.1	2,920	2,095	2,700	2,095	2,185	2,725	1,250	
Tenant — Locataires .....	1,510	4.9	1,485	725	1,160	740	895	1,360	500	
Households without lodgers — Ménages sans chambreurs	27,350	3.5	27,015	18,455	22,820	18,700	19,985	25,900	13,985	
Owner — Propriétaires .....	14,345	3.7	14,275	11,105	13,325	11,665	11,825	13,635	8,435	
Tenant — Locataires .....	13,005	3.3	12,740	7,350	9,495	7,035	8,160	12,265	5,550	
<b>MANITOBA</b>										
All households — Tous ménages .....	202,400	3.7	106,095	94,675	140,160	83,305	111,425	186,890	86,915	
Owner — Propriétaires .....	144,645	3.9	68,875	66,280	107,565	60,640	80,240	133,100	68,290	
Tenant — Locataires .....	57,755	3.3	37,220	28,395	32,595	22,665	31,185	53,790	18,625	
Households with lodgers — Ménages avec chambreurs .....	16,085	5.4	10,905	8,775	12,230	8,200	11,360	15,300	5,920	
Owner — Propriétaires .....	10,975	5.4	7,260	6,265	9,135	6,020	7,915	10,520	4,435	
Tenant — Locataires .....	5,110	5.5	3,645	2,510	3,095	2,180	3,445	4,780	1,485	
Households without lodgers — Ménages sans chambreurs	186,315	3.6	95,190	85,900	127,930	75,105	100,065	171,590	80,995	
Owner — Propriétaires .....	133,670	3.8	61,615	60,015	98,430	54,820	72,325	122,580	63,855	
Tenant — Locataires .....	52,645	3.1	33,575	25,885	29,500	20,485	27,740	49,010	17,140	
<b>Rural — Régions rurales</b>										
All households — Tous ménages .....	83,690	3.9	13,395	22,135	51,565	16,490	31,720	72,920	42,035	
Owner — Propriétaires .....	69,780	4.0	10,435	17,750	42,780	13,350	26,590	60,745	35,630	
Tenant — Locataires .....	13,910	3.6	2,960	4,385	8,785	3,140	5,130	12,175	6,405	
Households with lodgers — Ménages avec chambreurs .....	3,510	4.7	785	1,335	2,530	1,085	1,740	3,170	1,795	
Owner — Propriétaires .....	2,800	4.7	625	1,065	2,045	895	1,415	2,555	1,455	
Tenant — Locataires .....	710	4.8	160	270	485	190	325	615	340	
Households without lodgers — Ménages sans chambreurs	80,180	3.9	12,610	20,800	49,035	15,405	29,980	69,750	40,240	
Owner — Propriétaires .....	66,980	4.0	9,810	16,685	40,735	12,455	25,175	58,190	34,175	
Tenant — Locataires .....	13,200	3.5	2,800	4,115	8,300	2,950	4,805	11,560	6,065	
<b>Urban — Régions urbaines</b>										
All households — Tous ménages .....	118,710	3.6	92,700	72,540	88,595	66,815	79,705	113,970	44,880	
Owner — Propriétaires .....	74,865	3.8	58,440	48,530	64,785	47,290	53,650	72,355	32,660	
Tenant — Locataires .....	43,845	3.2	34,260	24,010	23,810	19,525	26,055	41,615	12,220	
Households with lodgers — Ménages avec chambreurs.....	12,575	5.6	10,120	7,440	9,700	7,115	9,620	12,130	4,125	
Owner — Propriétaires .....	8,175	5.7	6,635	5,200	7,090	5,125	6,500	7,965	2,980	
Tenant — Locataires .....	4,400	5.6	3,485	2,240	2,610	1,990	3,120	4,165	1,145	
Households without lodgers — Ménages sans chambreurs	106,135	3.3	82,580	65,100	78,895	59,700	70,085	101,840	40,755	
Owner — Propriétaires .....	66,690	3.6	51,805	43,330	57,695	42,165	47,150	64,390	29,680	
Tenant — Locataires .....	39,445	3.0	30,775	21,770	21,200	17,535	22,935	37,450	11,075	
<b>Winnipeg</b>										
All households — Tous ménages .....	64,630	3.6	56,715	42,470	44,445	38,445	48,175	62,265	22,335	
Owner — Propriétaires .....	34,280	3.9	31,195	24,910	29,800	24,460	28,375	33,370	14,620	
Tenant — Locataires .....	30,350	3.2	25,520	17,560	14,645	13,985	19,800	28,895	7,715	
Households with lodgers — Ménages avec chambreurs.....	8,840	5.9	7,730	5,320	6,510	5,045	7,110	8,515	2,630	
Owner — Propriétaires .....	5,285	6.0	4,760	3,425	4,485	3,380	4,470	5,115	1,755	
Tenant — Locataires .....	3,555	5.8	2,970	1,895	2,025	1,665	2,640	3,400	875	
Households without lodgers — Ménages sans chambreurs	55,790	3.2	48,985	37,150	37,935	33,400	41,065	53,750	19,705	
Owner — Propriétaires .....	29,995	3.5	26,435	21,485	25,315	21,080	23,905	28,255	12,865	
Tenant — Locataires .....	26,795	2.9	22,550	15,665	12,620	12,320	17,160	25,495	6,840	

TABLE 104. Households with and without lodgers by tenure showing household size, and specified household facilities and conveniences, for provinces, rural, urban, and cities of 30,000 population and over, 1951 - Continued

TABLEAU 104. Ménages avec et sans chambreurs selon le mode d'occupation, importance numérique du ménage et certaines commodités de ménage et de confort, provinces, régions rurales et urbaines, et cités de 30,000 et plus, 1951 - suite

Households with and without lodgers, and tenure — Ménages avec et sans chambreurs et mode d'occupation	Total	Average number of persons per household — Moyenne de personnes par ménage	Households with: — Ménages pourvus de:						
			Electric or gas range — Cuisinière électrique ou à gaz	Mechanical refrigeration — Réfrigération mécanique	Powered washing machine — Lessiveuse mécanique	Electric vacuum cleaner — Aspirateur électrique	Telephone — Téléphone	Radio	Passenger automobile — Automobile de tourisme
<b>SASKATCHEWAN</b>									
All households - Tous ménages.....	221,455	3.7	40,995	48,995	147,930	56,325	108,560	203,955	110,205
Owner - Propriétaires.....	164,800	3.8	25,480	34,060	111,855	40,980	81,100	151,730	85,315
Tenant - Locataires.....	56,655	3.3	15,515	14,935	36,075	15,345	27,460	52,225	24,890
Households with lodgers - Ménages avec chambreurs.....	13,915	5.0	4,205	4,990	11,415	6,195	8,775	13,305	6,605
Owner - Propriétaires.....	10,170	5.1	3,025	3,860	8,650	4,800	6,575	9,790	5,145
Tenant - Locataires.....	3,745	4.8	1,180	1,130	2,765	1,395	2,200	3,515	1,460
Households without lodgers - Ménages sans chambreurs.....	207,540	3.6	36,790	44,005	136,515	50,130	99,785	190,650	103,600
Owner - Propriétaires.....	154,630	3.7	22,455	30,200	103,205	36,180	74,525	141,940	80,170
Tenant - Locataires.....	52,910	3.2	14,335	13,805	33,310	13,950	25,260	48,710	23,430
<b>Rural - Régions rurales</b>									
All households - Tous ménages.....	151,750	3.8	10,195	17,465	92,520	19,470	64,405	137,280	79,515
Owner - Propriétaires.....	121,430	3.8	7,835	13,935	73,760	15,800	52,235	109,900	64,000
Tenant - Locataires.....	30,320	3.5	2,360	3,530	18,760	3,670	12,170	27,380	15,515
Households with lodgers - Ménages avec chambreurs.....	5,935	4.7	600	1,105	4,430	1,285	2,875	5,515	3,195
Owner - Propriétaires.....	4,555	4.7	465	885	3,460	1,080	2,290	4,260	2,480
Tenant - Locataires.....	1,380	4.8	135	220	970	205	585	1,255	715
Households without lodgers - Ménages sans chambreurs.....	145,815	3.7	9,595	16,360	88,090	18,185	61,530	131,765	76,320
Owner - Propriétaires.....	116,875	3.8	7,370	13,050	70,300	14,720	49,945	105,640	61,520
Tenant - Locataires.....	28,940	3.5	2,225	3,310	17,790	3,465	11,585	26,125	14,800
<b>Urban - Régions urbaines</b>									
All households - Tous ménages.....	69,705	3.5	30,800	31,530	55,410	36,855	44,155	66,675	30,690
Owner - Propriétaires.....	43,370	3.7	17,645	20,125	38,095	25,180	28,865	41,830	21,315
Tenant - Locataires.....	26,335	3.1	13,155	11,405	17,315	11,675	15,290	24,845	9,375
Households with lodgers - Ménages avec chambreurs.....	7,980	5.2	3,605	3,885	6,985	4,910	5,900	7,790	3,410
Owner - Propriétaires.....	5,615	5.4	2,560	2,975	5,190	3,720	4,285	5,530	2,665
Tenant - Locataires.....	2,365	4.7	1,045	910	1,795	1,190	1,615	2,260	745
Households without lodgers - Ménages sans chambreurs.....	61,725	3.3	27,195	27,645	48,425	31,945	38,255	58,885	27,280
Owner - Propriétaires.....	37,755	3.5	15,085	17,150	32,905	21,460	24,580	36,300	18,650
Tenant - Locataires.....	23,970	2.9	12,110	10,495	15,520	10,485	13,675	22,585	8,630
<b>Regina</b>									
All households - Tous ménages.....	19,160	3.6	11,140	9,775	15,455	11,700	14,650	18,455	8,175
Owner - Propriétaires.....	11,060	4.0	6,410	5,825	10,160	7,495	8,890	10,755	5,375
Tenant - Locataires.....	8,100	3.1	4,730	3,950	5,295	4,205	5,760	7,700	2,800
Households with lodgers - Ménages avec chambreurs.....	2,555	5.7	1,570	1,265	2,310	1,815	2,160	2,525	1,020
Owner - Propriétaires.....	1,750	5.9	1,130	955	1,700	1,325	1,515	1,740	785
Tenant - Locataires.....	805	5.2	440	310	610	490	645	785	235
Households without lodgers - Ménages sans chambreurs.....	16,605	3.3	9,570	8,510	13,145	9,885	12,490	15,930	7,155
Owner - Propriétaires.....	9,310	3.6	5,280	4,870	8,460	6,170	7,375	9,015	4,590
Tenant - Locataires.....	7,295	2.9	4,290	3,640	4,685	3,715	5,115	6,915	2,565
<b>Saskatoon</b>									
All households - Tous ménages.....	14,980	3.4	7,355	6,835	12,130	8,785	11,315	14,465	6,690
Owner - Propriétaires.....	9,585	3.7	4,420	4,525	8,620	6,205	7,595	9,300	4,785
Tenant - Locataires.....	5,395	3.1	2,935	2,310	3,510	2,580	3,720	5,165	1,905
Households with lodgers - Ménages avec chambreurs.....	1,890	4.9	905	905	1,660	1,155	1,550	1,845	770
Owner - Propriétaires.....	1,285	5.1	640	680	1,200	875	1,110	1,265	615
Tenant - Locataires.....	605	4.4	265	225	460	280	440	580	155
Households without lodgers - Ménages sans chambreurs.....	13,090	3.2	6,450	5,930	10,470	7,630	9,765	12,620	5,920
Owner - Propriétaires.....	8,300	3.4	3,780	3,845	7,420	5,330	6,485	8,035	4,170
Tenant - Locataires.....	4,790	2.9	2,670	2,085	3,050	2,300	3,280	4,585	1,750

TABLE 104. Households with and without lodgers by tenure showing household size, and specified household facilities and conveniences, for provinces, rural, urban, and cities of 30,000 population and over, 1951 - Continued

TABLEAU 104. Ménages avec et sans chambreurs selon le mode d'occupation, importance numérique du ménage et certaines commodités de ménage et de confort, provinces, régions rurales et urbaines, et cités de 30,000 et plus, 1951 - suite

Households with and without lodgers, and tenure Ménages avec et sans chambreurs et mode d'occupation	Total	Average number of persons per household — Moyenne de personnes par ménage	Households with: — Ménages pourvus de:						
			Electric or gas range — Cuisinière électrique ou à gaz	Mechanical refrigeration — Réfrigération mécanique	Powered washing machine — Lesseuse mécanique	Electric vacuum cleaner — Aspirateur électrique	Telephone — Téléphone	Radio	Passenger automobile — Automobile de tourisme
<b>ALBERTA</b>									
All households - Tous ménages .....	250,750	3.6	121,835	87,230	177,140	92,115	99,070	230,260	121,335
Owner - Propriétaires .....	179,055	3.8	77,815	63,185	133,205	69,045	74,125	165,390	92,475
Tenant - Locataires .....	71,695	3.3	44,020	24,045	43,935	23,070	24,945	64,870	28,860
Households with lodgers - Ménages avec chambreurs ...	18,080	5.0	12,900	8,455	14,190	9,165	9,410	16,920	7,950
Owner - Propriétaires .....	12,515	5.1	8,765	6,425	10,550	7,125	7,090	11,830	5,970
Tenant - Locataires .....	5,565	4.7	4,135	2,030	3,640	2,040	2,320	5,090	1,980
Households without lodgers - Ménages sans chambreurs	232,670	3.5	108,935	78,775	162,950	82,950	89,660	213,340	113,385
Owner - Propriétaires .....	166,540	3.7	69,050	56,760	122,655	61,920	67,035	153,560	86,505
Tenant - Locataires .....	66,130	3.1	39,885	22,015	40,295	21,030	22,625	59,780	26,880
<b>Rural - Régions rurales</b>									
All households - Tous ménages .....	125,325	3.8	14,265	20,640	77,865	20,860	31,990	110,380	62,815
Owner - Propriétaires .....	100,395	3.8	10,865	16,410	63,355	17,005	26,260	89,220	51,055
Tenant - Locataires .....	24,930	3.6	3,400	4,230	14,510	3,855	5,730	21,160	11,760
Households with lodgers - Ménages avec chambreurs ...	4,670	4.7	845	1,160	3,090	1,175	1,395	4,115	2,295
Owner - Propriétaires .....	3,615	4.9	675	930	2,535	995	1,135	3,245	1,860
Tenant - Locataires .....	1,055	4.2	170	230	555	180	260	870	435
Households without lodgers - Ménages sans chambreurs	120,655	3.7	13,420	19,480	74,775	19,685	30,595	106,265	60,520
Owner - Propriétaires .....	96,780	3.8	10,190	15,480	60,820	16,010	25,125	85,975	49,195
Tenant - Locataires .....	23,875	3.5	3,230	4,000	13,955	3,675	5,470	20,290	11,325
<b>Urban - Régions urbaines</b>									
All households - Tous ménages .....	125,425	3.4	107,570	66,590	99,275	71,255	67,080	119,880	58,520
Owner - Propriétaires .....	78,660	3.7	66,950	46,775	69,850	52,040	47,865	76,170	41,420
Tenant - Locataires .....	46,765	3.1	40,620	19,815	29,425	19,215	19,215	43,710	17,100
Households with lodgers - Ménages avec chambreurs ...	13,410	5.1	12,055	7,295	11,100	7,990	8,015	12,805	5,655
Owner - Propriétaires .....	8,900	5.2	8,090	5,495	8,015	6,130	5,955	8,585	4,110
Tenant - Locataires .....	4,510	4.8	3,965	1,800	3,085	1,860	2,060	4,220	1,545
Households without lodgers - Ménages sans chambreurs	112,015	3.3	95,515	59,295	88,175	63,265	59,065	107,075	52,865
Owner - Propriétaires .....	69,760	3.5	58,860	41,280	61,835	45,910	41,910	67,585	37,310
Tenant - Locataires .....	42,255	2.9	36,655	18,015	26,340	17,355	17,155	39,490	15,555
<b>Calgary</b>									
All households - Tous ménages .....	37,710	3.3	37,035	22,180	28,950	25,330	26,035	36,640	18,025
Owner - Propriétaires .....	22,240	3.5	21,910	15,185	20,165	18,025	18,010	21,855	12,525
Tenant - Locataires .....	15,470	2.9	15,125	6,995	8,785	7,305	8,025	14,785	5,500
Households with lodgers - Ménages avec chambreurs ...	4,005	5.0	3,960	2,240	3,205	2,700	2,990	3,815	1,705
Owner - Propriétaires .....	2,575	5.0	2,550	1,675	2,320	2,015	2,130	2,505	1,200
Tenant - Locataires .....	1,430	4.8	1,410	565	885	685	860	1,310	505
Households without lodgers - Ménages sans chambreurs	33,705	3.1	33,075	19,940	25,745	22,630	23,045	32,825	16,320
Owner - Propriétaires .....	19,665	3.3	19,360	13,510	17,845	16,010	15,880	19,350	11,325
Tenant - Locataires .....	14,040	2.7	13,715	6,430	7,900	6,620	7,165	13,475	4,995
<b>Edmonton</b>									
All households - Tous ménages .....	42,925	3.6	40,150	23,535	34,110	25,065	22,720	41,025	19,265
Owner - Propriétaires .....	26,320	3.8	24,605	16,435	23,800	18,410	16,325	25,565	13,610
Tenant - Locataires .....	16,605	3.1	15,545	7,100	10,310	6,655	6,395	15,460	5,655
Households with lodgers - Ménages avec chambreurs ...	5,450	5.3	5,315	3,125	4,560	3,275	3,065	5,215	2,200
Owner - Propriétaires .....	3,620	5.6	3,550	2,335	3,280	2,545	2,325	3,470	1,590
Tenant - Locataires .....	1,830	4.6	1,765	790	1,280	730	740	1,745	610
Households without lodgers - Ménages sans chambreurs	37,475	3.3	34,835	20,410	29,550	21,790	19,655	35,810	17,065
Owner - Propriétaires .....	22,705	3.6	21,055	14,100	20,520	15,865	14,000	22,095	12,020
Tenant - Locataires .....	14,770	2.9	13,780	6,310	9,030	5,925	5,655	13,715	5,045

TABLE 104. Households with and without lodgers by tenure showing household size, and specified household facilities and conveniences, for provinces, rural, urban, and cities of 30,000 population and over, 1951 - Concluded

TABLEAU 104. Ménages avec et sans chambreurs selon le mode d'occupation, importance numérique du ménage et certaines commodités de ménage et de confort, provinces, régions rurales et urbaines, et cités de 30,000 et plus, 1951 - fin

Households with and without lodgers, and tenure — Ménages avec et sans chambreurs et mode d'occupation	Total	Average number of persons per household — Moyenne de personnes par ménage	Households with: — Ménages pourvus de:						
			Electric or gas range — Cuisinière électrique ou à gaz	Mech- anical refrig- eration — Réfrigé- ration méca- nique	Powered washing machine — Lessi- veuse mécanique	Electric vacuum cleaner — Aspi- rateur électrique	Tele- phone — Télé- phone	Radio	Passenger automobile — Automobile de tourisme
<b>BRITISH COLUMBIA</b>									
All households - Tous ménages .....	337,780	3.3	121,430	149,475	234,330	170,250	192,170	308,320	153,325
Owner - Propriétaires .....	235,160	3.4	80,730	111,235	178,840	132,790	142,545	217,495	115,640
Tenant - Locataires .....	102,620	3.1	40,700	38,240	55,490	37,460	49,625	90,825	37,685
Households with lodgers - Ménages avec chambreurs	26,075	4.9	11,155	11,825	18,265	14,370	18,355	23,735	9,990
Owner - Propriétaires .....	17,910	5.0	7,630	9,135	14,150	11,460	13,385	16,655	7,545
Tenant - Locataires .....	8,165	4.9	3,525	2,690	4,115	2,910	4,970	7,080	2,445
Households without lodgers - Ménages sans chambreurs	311,705	3.2	110,275	137,650	216,065	155,880	173,815	284,585	143,335
Owner - Propriétaires .....	217,250	3.3	73,100	102,100	164,690	121,330	129,160	200,840	108,095
Tenant - Locataires .....	94,455	2.9	37,175	35,550	51,375	34,550	44,655	83,745	35,240
<b>Rural - Régions rurales</b>									
All households - Tous ménages .....	105,765	3.4	10,510	29,825	65,885	32,025	29,050	90,475	47,040
Owner - Propriétaires .....	76,605	3.4	8,005	22,435	49,405	24,900	23,185	66,410	35,695
Tenant - Locataires .....	29,160	3.3	2,505	7,390	16,480	7,125	5,865	24,065	11,345
Households with lodgers - Ménages avec chambreurs	4,660	4.8	365	1,275	2,810	1,360	1,485	3,900	1,945
Owner - Propriétaires .....	3,295	4.9	275	980	2,155	1,105	1,140	2,805	1,505
Tenant - Locataires .....	1,365	4.5	--	295	655	255	345	1,095	440
Households without lodgers - Ménages sans chambreurs	101,105	3.3	10,145	28,550	63,075	30,665	27,565	86,575	45,095
Owner - Propriétaires .....	73,310	3.4	7,730	21,455	47,250	23,795	22,045	63,605	34,190
Tenant - Locataires .....	27,795	3.2	2,415	7,095	15,825	6,870	5,520	22,970	10,905
<b>Urban - Régions urbaines</b>									
All households - Tous ménages .....	232,015	3.3	110,920	119,650	168,445	138,225	163,120	217,845	106,285
Owner - Propriétaires .....	158,555	3.4	72,725	88,800	129,435	107,890	119,360	151,085	79,945
Tenant - Locataires .....	73,460	3.0	38,195	30,850	39,010	30,335	43,760	66,760	26,340
Households with lodgers - Ménages avec chambreurs	21,415	5.0	10,790	10,550	15,455	13,010	16,870	19,835	8,045
Owner - Propriétaires .....	14,615	5.0	7,355	8,155	11,995	10,355	12,245	13,850	6,040
Tenant - Locataires .....	6,800	4.9	3,435	2,395	3,460	2,655	4,625	5,985	2,005
Households without lodgers - Ménages sans chambreurs	210,600	3.1	100,130	109,100	152,990	125,215	146,250	198,010	98,240
Owner - Propriétaires .....	143,940	3.2	65,370	80,645	117,440	97,535	107,115	137,235	73,905
Tenant - Locataires .....	66,660	2.8	34,760	28,455	35,550	27,680	39,135	60,775	24,335
<b>Vancouver</b>									
All households - Tous ménages .....	101,330	3.3	63,310	54,695	69,575	61,785	78,435	95,145	43,000
Owner - Propriétaires .....	63,885	3.5	38,185	38,195	52,985	46,455	53,760	61,325	31,100
Tenant - Locataires .....	37,445	2.9	25,125	16,500	16,590	15,330	24,675	33,820	11,900
Households with lodgers - Ménages avec chambreurs	12,000	5.2	7,500	5,940	8,270	7,240	9,975	11,070	4,180
Owner - Propriétaires .....	7,645	5.2	4,820	4,325	6,315	5,515	6,770	7,275	3,045
Tenant - Locataires .....	4,355	5.1	2,680	1,615	1,955	1,725	3,205	3,795	1,135
Households without lodgers - Ménages sans chambreurs	89,330	3.0	55,810	48,755	61,305	54,545	68,460	84,075	38,820
Owner - Propriétaires .....	56,240	3.2	33,365	33,870	46,670	40,940	46,990	54,050	28,055
Tenant - Locataires .....	33,090	2.6	22,445	14,885	14,635	13,605	21,470	30,025	10,765
<b>Victoria</b>									
All households - Tous ménages .....	15,790	3.1	7,765	6,595	9,270	9,630	11,640	15,020	6,665
Owner - Propriétaires .....	9,195	3.3	3,805	4,165	6,250	6,645	7,685	8,855	4,380
Tenant - Locataires .....	6,595	2.8	3,960	2,430	3,020	2,985	3,955	6,165	2,285
Households with lodgers - Ménages avec chambreurs	1,860	5.1	830	725	1,185	1,180	1,505	1,760	660
Owner - Propriétaires .....	1,335	5.0	610	605	925	980	1,150	1,265	475
Tenant - Locataires .....	525	5.4	220	120	260	200	355	495	185
Households without lodgers - Ménages sans chambreurs	13,930	2.8	6,935	5,870	8,085	8,450	10,135	13,260	6,005
Owner - Propriétaires .....	7,860	3.0	3,195	3,560	5,325	5,665	6,535	7,590	3,905
Tenant - Locataires .....	6,070	2.6	3,740	2,310	2,760	2,785	3,600	5,670	2,100



TABLE 105. Households with and without lodgers by tenure showing sex and age of household head, and first year of occupancy by present head, for provinces, rural, urban, and cities of 30,000 population and over, 1951

TABLEAU 105. Ménages avec et sans chambreurs selon le mode d'occupation, sexe et Age du chef de ménage, et première année d'occupation par le chef actuel, provinces, régions rurales et urbaines, et cités de 30,000 et plus, 1951

Households with and without lodgers, and tenure Ménages avec et sans chambreurs et mode d'occupation	Total	Sex of household head Sexe du chef de ménage		Age of household head Age du chef de ménage				Year of occupancy Année d'occupation			
		Male Homme	Female Femme	Under 35 Moins de 35 ans	35-44	45-64	65 and over 65 ans et plus	Before 1941 Avant 1941	1941-45	1946-49	1950-51 <sup>1</sup>
<b>CANADA</b>											
All households - Tous ménages .....	3,409,295	2,987,780	421,515	782,915	808,255	1,254,855	563,270	1,068,345	560,045	1,049,920	730,985
Owner - Propriétaires .....	2,236,955	1,990,160	246,795	376,115	520,965	904,980	434,895	861,515	377,475	685,140	312,825
Tenant - Locataires .....	1,172,340	997,620	174,720	406,800	287,290	349,875	128,375	206,830	182,570	364,780	418,160
Households with lodgers - Ménages avec chambreurs ...	328,210	251,755	76,455	62,650	69,170	134,735	61,655	102,125	56,720	99,720	69,645
Owner - Propriétaires .....	209,055	164,145	44,910	28,525	42,860	92,485	45,185	75,765	36,100	65,255	31,935
Tenant - Locataires .....	119,155	87,610	31,545	34,125	26,310	42,250	16,470	26,360	20,620	34,465	37,710
Households without lodgers - Ménages sans chambreurs	3,081,085	2,736,025	345,060	720,265	739,085	1,120,120	501,615	966,220	503,325	950,200	661,340
Owner - Propriétaires .....	2,027,900	1,826,015	201,885	347,590	478,105	812,495	389,710	785,750	341,375	619,885	280,890
Tenant - Locataires .....	1,053,185	910,010	143,175	372,675	260,980	307,625	111,905	180,470	161,950	330,315	380,450
<b>Rural - Régions rurales</b>											
All households - Tous ménages .....	1,254,260	1,144,310	109,950	270,555	291,690	466,305	225,710	492,750	194,470	368,860	198,180
Owner - Propriétaires .....	1,028,780	937,540	91,240	180,530	235,205	411,215	201,830	462,845	169,160	292,075	104,700
Tenant - Locataires .....	225,480	206,770	18,710	90,025	56,485	55,090	23,880	29,905	25,310	76,785	93,480
Households with lodgers - Ménages avec chambreurs ...	58,615	49,990	8,625	10,570	13,020	23,890	11,135	23,570	8,945	16,965	9,135
Owner - Propriétaires .....	47,785	40,605	7,180	6,755	10,320	20,665	10,045	22,080	7,705	13,410	4,590
Tenant - Locataires .....	10,830	9,385	1,445	3,815	2,700	3,225	1,090	1,490	1,240	3,555	4,545
Households without lodgers - Ménages sans chambreurs	1,195,645	1,094,320	101,325	259,985	278,670	442,415	214,575	469,180	185,525	351,895	189,045
Owner - Propriétaires .....	980,995	896,935	84,060	173,775	224,885	390,550	191,785	440,765	161,455	278,665	100,110
Tenant - Locataires .....	214,650	197,385	17,265	86,210	53,785	51,865	22,790	28,415	24,070	73,230	88,935
<b>Urban - Régions urbaines</b>											
All households - Tous ménages .....	2,155,035	1,843,470	311,565	512,360	516,565	788,550	337,560	575,595	365,575	681,060	532,805
Owner - Propriétaires .....	1,208,175	1,052,620	155,555	195,585	285,760	493,765	233,065	398,670	208,315	393,065	208,125
Tenant - Locataires .....	946,860	790,850	156,010	316,775	230,805	294,785	104,495	176,925	157,260	287,995	324,680
Households with lodgers - Ménages avec chambreurs ...	269,595	201,765	67,830	52,080	56,150	110,845	50,520	78,555	47,775	82,755	60,510
Owner - Propriétaires .....	161,270	123,540	37,730	21,770	32,540	71,820	35,140	53,685	28,395	51,845	27,345
Tenant - Locataires .....	108,325	78,225	30,100	30,310	23,610	39,025	15,380	24,870	19,380	30,910	33,165
Households without lodgers - Ménages sans chambreurs	1,885,440	1,641,705	243,735	460,280	460,415	677,705	287,040	497,040	317,800	598,305	472,295
Owner - Propriétaires .....	1,046,905	929,080	117,825	173,815	253,220	421,945	197,925	344,985	179,920	341,220	180,780
Tenant - Locataires .....	838,535	712,625	125,910	286,465	207,195	255,760	89,115	152,055	137,880	257,085	291,515
<b>NEWFOUNDLAND</b>											
All households - Tous ménages .....	70,980	63,915	7,065	15,770	17,900	25,895	11,415	35,140	11,310	16,880	7,650
Owner - Propriétaires .....	61,540	55,390	6,150	11,965	15,270	23,470	10,835	33,500	10,105	13,405	4,530
Tenant - Locataires .....	9,440	8,525	915	3,805	2,630	2,425	580	1,640	1,205	3,475	3,120
Households with lodgers - Ménages avec chambreurs ...	4,290	3,625	665	920	970	1,740	660	1,895	615	1,230	550
Owner - Propriétaires .....	3,440	2,895	545	565	770	1,490	615	1,765	535	850	290
Tenant - Locataires .....	850	730	120	355	200	250	--	130	--	380	260
Households without lodgers - Ménages sans chambreurs	66,690	60,290	6,400	14,850	16,930	24,155	10,755	33,245	10,695	15,650	7,100
Owner - Propriétaires .....	58,100	52,495	5,605	11,400	14,500	21,980	10,220	31,735	9,570	12,555	4,240
Tenant - Locataires .....	8,590	7,795	795	3,450	2,430	2,175	535	1,510	1,125	3,095	2,860
<b>Rural - Régions rurales</b>											
All households - Tous ménages .....	41,245	37,445	3,800	8,465	10,115	15,290	7,375	22,930	6,630	8,490	3,195
Owner - Propriétaires .....	39,435	35,775	3,660	7,680	9,575	14,880	7,300	22,735	6,370	7,880	2,450
Tenant - Locataires .....	1,810	1,670	140	785	540	410	--	195	260	610	745
Households with lodgers - Ménages avec chambreurs ..	1,850	1,670	180	345	410	770	325	1,010	275	420	145
Owner - Propriétaires .....	1,745	1,575	170	290	375	755	325	1,005	270	375	--
Tenant - Locataires .....	105	--	--	--	--	--	--	--	--	--	--
Households without lodgers - Ménages sans chambreurs	39,395	35,775	3,620	8,120	9,705	14,520	7,050	21,920	6,355	8,070	3,050
Owner - Propriétaires .....	37,690	34,200	3,490	7,390	9,200	14,125	6,975	21,730	6,100	7,505	2,355
Tenant - Locataires .....	1,705	1,575	130	730	505	395	--	190	255	565	695
<b>Urban - Régions urbaines</b>											
All households - Tous ménages .....	29,735	26,470	3,265	7,305	7,785	10,605	4,040	12,210	4,680	8,390	4,455
Owner - Propriétaires .....	22,105	19,615	2,490	4,285	5,695	8,590	3,535	10,765	3,735	5,525	2,080
Tenant - Locataires .....	7,630	6,855	775	3,020	2,090	2,015	505	1,445	945	2,865	2,375

1. Up to June 1, 1951.- Jusqu'au 1<sup>er</sup> juin 1951.

**TABLE 105. Households with and without lodgers by tenure showing sex and age of household head, and first year of occupancy by present head, for provinces, rural, urban, and cities of 30,000 population and over, 1951 - Continued**

**TABLEAU 105. Ménages avec et sans chambreurs selon le mode d'occupation, sexe et âge du chef de ménage, et première année d'occupation par le chef actuel, provinces, régions rurales et urbaines, et cités de 30,000 et plus, 1951 - suite**

Households with and without lodgers, and tenure Ménages avec et sans chambreurs et mode d'occupation	Total	Sex of household head Sexe du chef de ménage		Age of household head Age du chef de ménage				Year of occupancy Année d'occupation			
		Male Homme	Female Femme	Under 35 Moins de 35 ans	35-44	45-64	65 and over 65 ans et plus	Before 1941 Avant 1941	1941-45	1946-49	1950-51 <sup>1</sup>
<b>NEWFOUNDLAND - Con.-fin</b>											
<b>Urban - Con. - Régions urbaines - fin</b>											
Households with lodgers - Ménages avec chambreurs ....	2,440	1,955	485	575	560	970	335	885	340	810	405
Owner - Propriétaires .....	1,695	1,320	375	275	395	735	290	760	265	475	195
Tenant - Locataires .....	745	635	110	300	165	235	--	125	--	335	210
Households without lodgers - Ménages sans chambreurs	27,295	24,515	2,780	6,730	7,225	9,635	3,705	11,325	4,340	7,580	4,050
Owner - Propriétaires .....	20,410	18,295	2,115	4,010	5,300	7,855	3,245	10,005	3,470	5,050	1,885
Tenant - Locataires .....	6,885	6,220	665	2,720	1,925	1,780	460	1,320	870	2,530	2,165
<b>St. John's</b>											
All households - Tous ménages .....	10,570	8,890	1,680	2,325	2,700	3,910	1,635	4,240	1,520	3,110	1,700
Owner - Propriétaires .....	6,520	5,450	1,070	905	1,610	2,755	1,250	3,325	1,025	1,550	620
Tenant - Locataires .....	4,050	3,440	610	1,420	1,090	1,155	385	915	495	1,560	1,080
Households with lodgers - Ménages avec chambreurs ....	1,070	780	290	215	235	440	180	395	120	370	185
Owner - Propriétaires .....	655	440	215	--	140	295	140	300	--	190	--
Tenant - Locataires .....	415	340	--	135	--	145	--	--	--	180	100
Households without lodgers - Ménages sans chambreurs	9,500	8,110	1,390	2,110	2,465	3,470	1,455	3,845	1,400	2,740	1,515
Owner - Propriétaires .....	5,865	5,010	855	825	1,470	2,460	1,110	3,025	945	1,360	535
Tenant - Locataires .....	3,635	3,100	535	1,285	995	1,010	345	820	455	1,380	980
<b>PRINCE EDWARD ISLAND</b>											
All households - Tous ménages .....	22,455	19,755	2,700	4,130	5,010	8,140	5,175	11,470	2,840	5,360	2,785
Owner - Propriétaires .....	18,305	16,170	2,135	2,740	3,655	7,005	4,705	10,740	2,305	4,080	1,180
Tenant - Locataires .....	4,150	3,585	565	1,390	1,155	1,135	470	730	535	1,280	1,605
Households with lodgers - Ménages avec chambreurs ....	1,590	1,160	430	300	330	570	390	690	240	505	155
Owner - Propriétaires .....	1,030	755	275	125	200	390	315	585	115	290	--
Tenant - Locataires .....	560	405	155	175	130	180	--	105	125	215	115
Households without lodgers - Ménages sans chambreurs	20,865	18,595	2,270	3,830	4,680	7,570	4,785	10,780	2,600	4,855	2,630
Owner - Propriétaires .....	17,275	15,415	1,860	2,615	3,655	6,615	4,390	10,155	2,190	3,790	1,140
Tenant - Locataires .....	3,590	3,180	410	1,215	1,025	955	395	625	410	1,065	1,490
<b>Rural - Régions rurales</b>											
All households - Tous ménages .....	16,880	15,145	1,735	2,995	3,590	6,195	4,100	9,615	2,035	3,705	1,525
Owner - Propriétaires .....	15,325	13,720	1,605	2,400	3,160	5,850	3,915	9,335	1,885	3,250	855
Tenant - Locataires .....	1,555	1,425	130	595	430	345	185	280	150	455	670
Households with lodgers - Ménages avec chambreurs ....	625	525	100	125	110	210	180	365	--	175	--
Owner - Propriétaires .....	570	480	--	100	--	200	175	350	--	160	--
Tenant - Locataires .....	--	--	--	--	--	--	--	--	--	--	--
Households without lodgers - Ménages sans chambreurs	16,255	14,620	1,635	2,870	3,480	5,985	3,920	9,250	1,980	3,530	1,495
Owner - Propriétaires .....	14,755	13,240	1,515	2,300	3,065	5,650	3,740	8,985	1,840	3,090	840
Tenant - Locataires .....	1,500	1,380	120	570	415	335	180	265	140	440	655
<b>Urban - Régions urbaines</b>											
All households - Tous ménages .....	5,575	4,610	965	1,135	1,420	1,945	1,075	1,855	805	1,655	1,260
Owner - Propriétaires .....	2,980	2,450	530	340	695	1,155	790	1,405	420	830	325
Tenant - Locataires .....	2,595	2,160	435	795	725	790	285	450	385	825	935
Households with lodgers - Ménages avec chambreurs ....	965	635	330	175	220	360	210	325	185	330	125
Owner - Propriétaires .....	460	275	185	--	105	190	140	235	--	130	--
Tenant - Locataires .....	505	360	145	150	115	170	--	--	115	200	100
Households without lodgers - Ménages sans chambreurs	4,610	3,975	635	960	1,200	1,585	865	1,530	620	1,325	1,135
Owner - Propriétaires .....	2,520	2,175	345	315	590	965	650	1,170	350	700	300
Tenant - Locataires .....	2,090	1,800	290	645	610	620	215	360	270	625	835
<b>NOVA SCOTIA</b>											
All households - Tous ménages .....	149,555	127,870	21,685	32,040	35,870	51,985	29,660	66,320	20,885	39,880	22,470
Owner - Propriétaires .....	113,945	97,975	15,970	18,405	26,770	42,845	25,925	59,995	16,750	27,790	9,410
Tenant - Locataires .....	35,610	29,895	5,715	13,635	9,100	9,140	3,735	6,325	4,135	12,090	13,060

1. Up to June 1, 1951.- Jusqu'au 1<sup>er</sup> juin 1951.

TABLE 105. Households with and without lodgers by tenure showing sex and age of household head, and first year of occupancy by present head, for provinces, rural, urban, and cities of 30,000 population and over, 1951 - Continued

TABLEAU 105. Ménages avec et sans chambreurs selon le mode d'occupation, sexe et âge du chef de ménage, et première année d'occupation par le chef actuel, provinces, régions rurales et urbaines, et cités de 30,000 et plus, 1951 - suite

Households with and without lodgers, and tenure Ménages avec et sans chambreurs et mode d'occupation	Total	Sex of household head Sexe du chef de ménage		Age of household head Âge du chef de ménage				Year of occupancy Année d'occupation			
		Male Homme	Female Femme	Under 35 Moins de 35 ans	35-44	45-64	65 and over 65 ans et plus	Before 1941 Avant 1941	1941-45	1946-49	1950-51 <sup>1</sup>
<b>NOVA SCOTIA - Con.-fin</b>											
Households with lodgers - Ménages avec chambreurs ...	15,220	11,550	3,670	2,670	3,530	6,060	2,960	6,935	2,185	3,975	2,125
Owner - Propriétaires .....	11,320	8,745	2,575	1,440	2,490	4,800	2,590	6,075	1,680	2,650	915
Tenant - Locataires .....	3,900	2,805	1,095	1,230	1,040	1,260	370	860	505	1,325	1,210
Households without lodgers - Ménages sans chambreurs	134,335	116,320	18,015	29,370	32,340	45,925	26,700	59,385	18,700	35,905	20,345
Owner - Propriétaires .....	102,625	89,230	13,395	16,965	24,280	38,045	23,335	53,920	15,070	25,140	8,495
Tenant - Locataires .....	31,710	27,090	4,620	12,405	8,060	7,880	3,365	5,465	3,630	10,765	11,850
<b>Rural - Régions rurales</b>											
All households - Tous ménages .....	71,125	61,560	9,565	13,265	15,800	25,160	16,900	37,190	9,390	17,200	7,345
Owner - Propriétaires .....	62,865	54,400	8,465	10,040	13,595	23,315	15,915	35,815	8,460	14,305	4,285
Tenant - Locataires .....	8,260	7,160	1,100	3,225	2,205	1,845	985	1,375	930	2,895	3,060
Households with lodgers - Ménages avec chambreurs ...	5,225	4,295	930	690	1,110	2,160	1,265	2,980	770	1,115	360
Owner - Propriétaires .....	4,710	3,870	840	535	950	2,015	1,210	2,865	665	950	230
Tenant - Locataires .....	515	425	--	155	160	145	--	115	105	165	130
Households without lodgers - Ménages sans chambreurs	65,900	57,265	8,635	12,575	14,690	23,000	15,635	34,210	8,620	16,085	6,985
Owner - Propriétaires .....	58,155	50,530	7,625	9,505	12,645	21,300	14,705	32,950	7,795	13,355	4,055
Tenant - Locataires .....	7,745	6,735	1,010	3,070	2,045	1,700	930	1,260	825	2,730	2,930
<b>Urban - Régions urbaines</b>											
All households - Tous ménages .....	78,430	66,310	12,120	18,775	20,070	26,825	12,760	29,130	11,495	22,680	15,125
Owner - Propriétaires .....	51,080	43,575	7,505	8,365	13,175	19,530	10,010	24,180	8,290	13,485	5,125
Tenant - Locataires .....	27,350	22,735	4,615	10,410	6,895	7,295	2,750	4,950	3,205	9,195	10,000
Households with lodgers - Ménages avec chambreurs ...	9,995	7,255	2,740	1,980	2,420	3,900	1,695	3,955	1,415	2,860	1,765
Owner - Propriétaires .....	6,610	4,875	1,735	905	1,540	2,785	1,380	3,210	1,015	1,700	685
Tenant - Locataires .....	3,385	2,380	1,005	1,075	880	1,115	315	745	400	1,160	1,080
Households without lodgers - Ménages sans chambreurs	68,435	59,055	9,380	16,795	17,650	22,925	11,065	25,175	10,080	19,820	13,360
Owner - Propriétaires .....	44,470	38,700	5,770	7,460	11,635	16,745	8,630	20,970	7,275	11,785	4,440
Tenant - Locataires .....	23,965	20,355	3,610	9,335	6,015	6,180	2,435	4,205	2,805	8,035	8,920
<b>Halifax</b>											
All households - Tous ménages .....	18,710	15,300	3,410	4,915	4,725	6,620	2,450	5,750	2,810	5,595	4,555
Owner - Propriétaires .....	8,785	7,390	1,395	1,485	2,185	3,695	1,420	3,545	1,615	2,445	1,180
Tenant - Locataires .....	9,925	7,910	2,015	3,430	2,540	2,925	1,030	2,205	1,195	3,150	3,375
Households with lodgers - Ménages avec chambreurs ...	3,665	2,640	1,025	900	960	1,355	450	1,190	530	1,175	770
Owner - Propriétaires .....	1,930	1,420	510	340	530	770	290	775	305	585	265
Tenant - Locataires .....	1,735	1,220	515	560	430	585	160	415	225	590	505
Households without lodgers - Ménages sans chambreurs	15,045	12,660	2,385	4,015	3,765	5,265	2,000	4,560	2,280	4,420	3,785
Owner - Propriétaires .....	6,855	5,970	885	1,145	1,655	2,925	1,130	2,770	1,310	1,860	915
Tenant - Locataires .....	8,190	6,690	1,500	2,870	2,110	2,340	870	1,790	970	2,560	2,870
<b>Sydney</b>											
All households - Tous ménages .....	6,325	5,575	750	1,255	1,755	2,315	1,000	2,365	1,255	1,670	1,035
Owner - Propriétaires .....	4,350	3,830	520	590	1,180	1,745	835	1,985	950	995	420
Tenant - Locataires .....	1,975	1,745	230	665	575	570	165	380	305	675	615
Households with lodgers - Ménages avec chambreurs ...	1,195	975	220	230	305	490	170	430	210	355	200
Owner - Propriétaires .....	835	685	150	--	210	375	155	385	165	215	--
Tenant - Locataires .....	360	290	--	135	--	115	--	--	--	140	130
Households without lodgers - Ménages sans chambreurs	5,130	4,600	530	1,025	1,450	1,825	830	1,935	1,045	1,315	835
Owner - Propriétaires .....	3,515	3,145	370	495	970	1,370	680	1,600	785	780	350
Tenant - Locataires .....	1,615	1,455	160	530	480	455	150	335	260	535	485
<b>NEW BRUNSWICK</b>											
All households - Tous ménages .....	114,010	100,635	13,375	26,505	27,095	40,770	19,640	45,245	16,875	32,540	19,350
Owner - Propriétaires .....	81,210	72,465	8,745	14,785	19,130	31,205	16,090	38,915	12,595	21,855	7,845
Tenant - Locataires .....	32,800	28,170	4,630	11,720	7,965	9,565	3,550	6,330	4,280	10,685	11,505
Households with lodgers - Ménages avec chambreurs ...	9,230	7,240	1,990	1,625	2,100	3,830	1,675	3,725	1,455	2,495	1,555
Owner - Propriétaires .....	6,010	4,915	1,095	755	1,390	2,670	1,195	2,920	1,005	1,545	540
Tenant - Locataires .....	3,220	2,325	895	870	710	1,160	480	805	450	950	1,015

1. Up to June 1, 1951.- Jusqu'au 1<sup>er</sup> juin 1951.

**TABLE 105. Households with and without lodgers by tenure showing sex and age of household head, and first year of occupancy by present head, for provinces, rural, urban, and cities of 30,000 population and over, 1951 - Continued**

**TABLÉAU 105. Ménages avec et sans chambreurs selon le mode d'occupation, sexe et âge du chef de ménage, et première année d'occupation par le chef actuel, provinces, régions rurales et urbaines, et cités de 30,000 et plus, 1951 - suite**

Households with and without lodgers, and tenure Ménages avec et sans chambreurs et mode d'occupation	Total	Sex of household head Sexe du chef de ménage		Age of household head Âge du chef de ménage				Year of occupancy Année d'occupation			
		Male Homme	Female Femme	Under 35 Moins de 35 ans	35-44	45-64	65 and over 65 ans et plus	Before 1941 Avant 1941	1941-45	1946-49	1950-51 <sup>1</sup>
<b>NEW BRUNSWICK - Con.-fin</b>											
Households without lodgers - Ménages sans chambreurs	104,780	93,395	11,385	24,880	24,995	36,940	17,965	41,520	15,420	30,045	17,795
Owner - Propriétaires	75,200	67,550	7,650	14,030	17,740	28,535	14,895	35,995	11,590	20,310	7,305
Tenant - Locataires	29,580	25,845	3,735	10,850	7,255	8,405	3,070	5,525	3,830	9,735	10,490
<b>Rural - Régions rurales</b>											
All households - Tous ménages	62,225	56,645	5,580	13,495	14,705	22,565	11,460	29,045	9,255	16,175	7,750
Owner - Propriétaires	54,710	49,820	4,890	10,385	12,780	20,835	10,660	27,920	8,460	13,790	4,540
Tenant - Locataires	7,515	6,825	690	3,110	1,925	1,680	800	1,125	795	2,385	3,210
Households with lodgers - Ménages avec chambreurs	3,580	3,135	445	605	840	1,500	635	1,695	620	830	435
Owner - Propriétaires	3,175	2,780	395	480	750	1,365	580	1,620	540	750	265
Tenant - Locataires	405	355	--	125	--	135	--	--	--	--	170
Households without lodgers - Ménages sans chambreurs	58,645	53,510	5,135	12,890	13,865	21,065	10,825	27,350	8,635	15,345	7,315
Owner - Propriétaires	51,535	47,040	4,495	9,905	12,030	19,520	10,080	26,300	7,920	13,040	4,275
Tenant - Locataires	7,110	6,470	640	2,985	1,835	1,545	745	1,050	715	2,305	3,040
<b>Urban - Régions urbaines</b>											
All households - Tous ménages	51,785	43,990	7,795	13,010	12,390	18,205	8,180	16,200	7,620	16,365	11,600
Owner - Propriétaires	26,500	22,645	3,855	4,400	6,350	10,320	5,430	10,995	4,135	8,065	3,305
Tenant - Locataires	25,285	21,345	3,940	8,610	6,040	7,885	2,750	5,205	3,485	8,300	8,295
Households with lodgers - Ménages avec chambreurs	5,650	4,105	1,545	1,020	1,260	2,330	1,040	2,030	835	1,665	1,120
Owner - Propriétaires	2,835	2,135	700	275	640	1,305	615	1,300	465	795	275
Tenant - Locataires	2,815	1,970	845	745	620	1,025	425	730	370	870	845
Households without lodgers - Ménages sans chambreurs	46,135	39,885	6,250	11,990	11,130	15,875	7,140	14,170	6,785	14,700	10,480
Owner - Propriétaires	23,665	20,510	3,155	4,125	5,710	9,015	4,815	9,695	3,670	7,270	3,030
Tenant - Locataires	22,470	19,375	3,095	7,865	5,420	6,860	2,325	4,475	3,115	7,430	7,450
<b>Saint John</b>											
All households - Tous ménages	13,180	10,465	2,715	3,220	2,805	4,840	2,315	4,445	1,975	3,670	3,090
Owner - Propriétaires	2,910	2,180	730	220	560	1,265	865	1,600	400	660	250
Tenant - Locataires	10,270	8,285	1,985	3,000	2,245	3,575	1,450	2,845	1,575	3,010	2,840
Households with lodgers - Ménages avec chambreurs	1,575	905	670	315	240	625	395	615	215	425	320
Owner - Propriétaires	330	145	185	--	--	155	135	205	--	--	--
Tenant - Locataires	1,245	760	485	295	220	470	260	410	165	370	300
Households without lodgers - Ménages sans chambreurs	11,605	9,560	2,045	2,905	2,565	4,215	1,920	3,830	1,760	3,245	2,770
Owner - Propriétaires	2,580	2,035	545	200	540	1,110	730	1,395	350	605	230
Tenant - Locataires	9,025	7,525	1,500	2,705	2,025	3,105	1,190	2,435	1,410	2,640	2,540
<b>QUÉBEC</b>											
All households - Tous ménages	858,785	762,150	96,635	216,725	219,915	313,225	108,920	261,370	154,365	250,950	192,100
Owner - Propriétaires	416,960	379,790	37,170	74,985	106,065	171,160	64,750	164,105	70,355	124,175	58,325
Tenant - Locataires	441,825	382,360	59,465	141,740	113,850	142,065	44,170	97,265	84,010	126,775	133,775
Households with lodgers - Ménages avec chambreurs	71,275	54,115	17,160	15,400	15,715	28,865	11,295	21,005	13,620	20,385	16,265
Owner - Propriétaires	25,220	20,360	4,860	3,425	5,570	11,320	4,905	9,335	4,565	7,760	3,560
Tenant - Locataires	46,055	33,755	12,300	11,975	10,145	17,545	6,390	11,670	9,055	12,625	12,705
Households without lodgers - Ménages sans chambreurs	787,510	708,035	79,475	201,325	204,200	284,360	97,625	240,365	140,745	230,565	175,835
Owner - Propriétaires	391,740	359,430	32,310	71,560	100,495	159,840	59,845	154,770	65,790	116,415	54,765
Tenant - Locataires	395,770	348,605	47,165	129,765	103,705	124,520	37,780	85,595	74,955	114,150	121,070
<b>Rural - Régions rurales</b>											
All households - Tous ménages	255,385	236,565	18,820	60,655	64,290	93,220	37,220	104,060	40,880	73,540	36,905
Owner - Propriétaires	215,435	199,945	15,490	44,210	54,830	84,155	32,240	99,015	36,440	59,505	20,475
Tenant - Locataires	39,950	36,620	3,330	16,445	9,460	9,065	4,980	5,045	4,440	14,035	16,430
Households with lodgers - Ménages avec chambreurs	9,415	8,115	1,300	1,870	2,260	3,705	1,580	3,685	1,510	2,765	1,455
Owner - Propriétaires	7,625	6,535	1,090	1,185	1,815	3,260	1,365	3,465	1,300	2,140	720
Tenant - Locataires	1,790	1,580	210	685	445	445	215	220	210	625	735

1. Up to June 1, 1951.- Jusqu'au 1<sup>er</sup> juin 1951.

TABLE 105. Households with and without lodgers by tenure showing sex and age of household head, and first year of occupancy by present head, for provinces, rural, urban, and cities of 30,000 population and over, 1951 - Continued

TABLEAU 105. Ménages avec et sans chambreurs selon le mode d'occupation, sexe et âge du chef de ménage, et première année d'occupation par le chef actuel, provinces, régions rurales et urbaines, et cités de 30,000 et plus, 1951 - suite

Households with and without lodgers, and tenure Ménages avec et sans chambreurs et mode d'occupation	Total	Sex of household head Sexe du chef de ménage		Age of household head Age du chef de ménage				Year of occupancy Année d'occupation			
		Male Homme	Female Femme	Under 35 Moins de 35 ans	35-44	45-64	65 and over 65 ans et plus	Before 1941 Avant 1941	1941-45	1946-49	1950-51 <sup>1</sup>
<b>QUÉBEC - Con. - suite</b>											
<b>Rural - Con. - Régions rurales - fin</b>											
Households without lodgers - Ménages sans chambreurs	245,970	228,450	17,520	58,785	62,030	89,515	35,640	100,375	39,370	70,775	35,450
Owner - Propriétaires	207,810	193,410	14,400	43,025	53,015	80,895	30,875	95,550	35,140	57,385	19,755
Tenant - Locataires	38,160	35,040	3,120	15,760	9,015	8,620	4,765	4,825	4,230	13,410	15,695
<b>Urban - Régions urbaines</b>											
All households - Tous ménages	603,400	525,585	77,815	156,070	155,625	220,005	71,700	157,310	113,485	177,410	155,195
Owner - Propriétaires	201,525	179,845	21,680	30,775	51,235	87,005	32,510	65,090	33,915	64,670	37,850
Tenant - Locataires	401,875	345,740	56,135	125,295	104,390	133,000	39,190	92,220	79,570	112,740	117,345
Households with lodgers - Ménages avec chambreurs	61,860	46,000	15,860	13,530	13,455	25,160	9,715	17,320	12,110	17,620	14,810
Owner - Propriétaires	17,595	13,825	3,770	2,240	3,755	8,060	3,540	5,870	3,265	5,620	2,840
Tenant - Locataires	44,265	32,175	12,090	11,290	9,700	17,100	6,175	11,450	8,845	12,000	11,970
Households without lodgers - Ménages sans chambreurs	541,540	479,585	61,955	142,540	142,170	194,845	61,985	139,990	101,375	159,790	140,385
Owner - Propriétaires	183,930	166,020	17,910	28,535	47,480	78,945	28,970	59,220	30,650	59,050	35,010
Tenant - Locataires	357,610	313,565	44,045	114,005	94,690	115,900	33,015	80,770	70,725	100,740	105,375
<b>Hull</b>											
All households - Tous ménages	9,325	8,335	990	3,020	2,305	3,050	950	2,550	1,585	2,935	2,255
Owner - Propriétaires	4,175	3,705	470	800	995	1,795	585	1,695	660	1,195	625
Tenant - Locataires	5,150	4,630	520	2,220	1,310	1,255	365	855	925	1,740	1,630
Households with lodgers - Ménages avec chambreurs	1,005	780	225	220	245	385	155	340	230	230	205
Owner - Propriétaires	490	380	110	--	125	200	110	210	120	120	--
Tenant - Locataires	515	400	115	165	120	185	--	130	110	110	165
Households without lodgers - Ménages sans chambreurs	8,320	7,555	765	2,800	2,060	2,665	795	2,210	1,355	2,705	2,050
Owner - Propriétaires	3,685	3,325	360	745	870	1,595	475	1,485	540	1,075	585
Tenant - Locataires	4,635	4,230	405	2,055	1,190	1,070	320	725	815	1,630	1,465
<b>Montréal</b>											
All households - Tous ménages	247,485	206,745	40,740	56,570	62,035	98,125	30,755	72,040	50,955	63,710	60,780
Owner - Propriétaires	43,215	37,415	5,800	4,865	9,615	20,480	8,255	13,745	6,130	12,615	10,725
Tenant - Locataires	204,270	169,330	34,940	51,705	52,420	77,645	22,500	58,295	44,825	51,095	50,055
Households with lodgers - Ménages avec chambreurs	32,630	22,925	9,705	6,680	6,830	13,885	5,235	9,400	6,795	8,710	7,725
Owner - Propriétaires	4,820	3,600	1,220	590	875	2,280	1,075	1,405	805	1,515	1,095
Tenant - Locataires	27,810	19,325	8,485	6,090	5,955	11,605	4,160	7,995	5,990	7,195	6,630
Households without lodgers - Ménages sans chambreurs	214,855	183,820	31,035	49,890	55,205	84,240	25,520	62,640	44,160	55,000	53,055
Owner - Propriétaires	38,395	33,815	4,580	4,275	8,740	18,200	7,180	12,340	5,325	11,100	9,630
Tenant - Locataires	176,460	150,005	26,455	45,615	46,465	66,040	18,340	50,300	38,835	43,900	43,425
<b>Outremont</b>											
All households - Tous ménages	7,420	6,210	1,210	765	1,580	3,810	1,265	2,740	1,535	1,575	1,570
Owner - Propriétaires	2,375	2,035	340	105	405	1,380	485	965	560	525	325
Tenant - Locataires	5,045	4,175	870	660	1,175	2,430	780	1,775	975	1,050	1,245
Households with lodgers - Ménages avec chambreurs	875	625	250	145	190	375	165	305	125	215	230
Owner - Propriétaires	140	--	--	--	--	--	--	--	--	--	--
Tenant - Locataires	735	535	200	145	160	295	135	230	105	180	220
Households without lodgers - Ménages sans chambreurs	6,545	5,585	960	620	1,390	3,435	1,100	2,435	1,410	1,360	1,340
Owner - Propriétaires	2,235	1,945	290	105	375	1,300	455	890	540	490	315
Tenant - Locataires	4,310	3,640	670	515	1,015	2,135	645	1,545	870	870	1,025
<b>Québec</b>											
All households - Tous ménages	34,970	29,115	5,855	8,080	8,870	13,465	4,555	10,040	6,930	9,625	8,375
Owner - Propriétaires	8,540	7,225	1,315	880	1,880	4,150	1,630	3,560	1,475	2,215	1,290
Tenant - Locataires	26,430	21,890	4,540	7,200	6,990	9,315	2,925	6,480	5,455	7,410	7,085
Households with lodgers - Ménages avec chambreurs	3,010	2,095	915	475	675	1,215	645	975	640	785	610
Owner - Propriétaires	725	525	200	--	160	335	170	290	180	150	105
Tenant - Locataires	2,285	1,570	715	415	515	880	475	685	460	635	505
Households without lodgers - Ménages sans chambreurs	31,960	27,020	4,940	7,605	8,195	12,250	3,910	9,065	6,290	8,840	7,765
Owner - Propriétaires	7,815	6,700	1,115	820	1,720	3,815	1,460	3,270	1,295	2,065	1,185
Tenant - Locataires	24,145	20,320	3,825	6,785	6,475	8,435	2,450	5,795	4,995	6,775	6,580

1. Up to June 1, 1951. - Jusqu'au 1<sup>er</sup> juin 1951.

TABLE 105. Households with and without lodgers by tenure showing sex and age of household head, and first year of occupancy by present head, for provinces, rural, urban, and cities of 30,000 population and over, 1951 - Continued

TABLEAU 105. Ménages avec et sans chambreurs selon le mode d'occupation, sexe et âge du chef de ménage, et première année d'occupation par le chef actuel, provinces, régions rurales et urbaines, et cités de 30,000 et plus, 1951 - suite

Households with and without lodgers, and tenure Ménages avec et sans chambreurs et mode d'occupation	Total	Sex of household head Sexe du chef de ménage		Age of household head Age du chef de ménage				Year of occupancy Année d'occupation			
		Male Homme	Female Femme	Under 35 Moins de 35 ans	35-44	45-64	65 and over 65 ans et plus	Before 1941 Avant 1941	1941-45	1946-49	1950-51 <sup>1</sup>
<b>QUÉBEC - Con.-fin</b>											
<b>Sherbrooke</b>											
All households - Tous ménages .....	11,545	9,945	1,600	3,615	2,765	3,740	1,425	2,195	1,970	3,535	3,845
Owner - Propriétaires .....	3,785	3,335	450	610	975	1,595	605	1,070	580	1,265	870
Tenant - Locataires .....	7,760	6,610	1,150	3,005	1,790	2,145	820	1,125	1,390	2,270	2,975
Households with lodgers - Ménages avec chambreurs ...	1,060	835	225	330	215	360	155	215	115	285	445
Owner - Propriétaires .....	305	270	--	--	--	140	--	--	--	110	--
Tenant - Locataires .....	755	565	190	270	165	220	100	125	--	175	380
Households without lodgers - Ménages sans chambreurs	10,485	9,110	1,375	3,285	2,550	3,380	1,270	1,980	1,855	3,250	3,400
Owner - Propriétaires .....	3,480	3,065	415	550	925	1,455	550	980	540	1,155	805
Tenant - Locataires .....	7,005	6,045	960	2,735	1,625	1,925	720	1,000	1,315	2,095	2,595
<b>Trois-Rivières</b>											
All households - Tous ménages .....	9,530	8,375	1,155	2,530	2,435	3,510	1,055	2,360	1,950	2,765	2,455
Owner - Propriétaires .....	2,670	2,335	335	380	610	1,215	465	955	415	770	530
Tenant - Locataires .....	6,860	6,040	820	2,150	1,825	2,295	590	1,405	1,535	1,995	1,925
Households with lodgers - Ménages avec chambreurs ...	670	485	185	145	140	240	145	190	135	190	155
Owner - Propriétaires .....	220	165	--	--	--	--	--	--	--	--	--
Tenant - Locataires .....	450	320	130	110	105	160	--	110	--	140	110
Households without lodgers - Ménages sans chambreurs	8,860	7,890	970	2,385	2,295	3,270	910	2,170	1,815	2,575	2,300
Owner - Propriétaires .....	2,450	2,170	280	345	575	1,135	395	875	370	720	485
Tenant - Locataires .....	6,410	5,720	690	2,040	1,720	2,135	515	1,295	1,445	1,855	1,815
<b>Verdun</b>											
All households - Tous ménages .....	19,805	17,455	2,350	4,595	5,400	7,555	2,255	6,820	4,660	5,050	3,275
Owner - Propriétaires .....	3,130	2,665	465	385	710	1,475	560	980	550	1,115	485
Tenant - Locataires .....	16,675	14,790	1,885	4,210	4,690	6,080	1,695	5,840	4,110	3,935	2,790
Households with lodgers - Ménages avec chambreurs ...	1,425	1,110	315	330	310	585	200	440	325	355	305
Owner - Propriétaires .....	250	170	--	--	--	140	--	--	--	285	--
Tenant - Locataires .....	1,175	940	235	315	275	445	140	365	260	285	265
Households without lodgers - Ménages sans chambreurs	18,380	16,345	2,035	4,265	5,090	6,970	2,055	6,380	4,335	4,695	2,970
Owner - Propriétaires .....	2,880	2,495	385	370	675	1,335	500	905	485	1,045	445
Tenant - Locataires .....	15,500	13,850	1,650	3,895	4,415	5,635	1,555	5,475	3,850	3,650	2,525
<b>ONTARIO</b>											
All households - Tous ménages .....	1,181,125	1,020,630	160,495	257,120	271,625	447,780	204,600	383,715	192,745	352,935	251,730
Owner - Propriétaires .....	821,335	718,150	103,185	132,485	185,300	339,665	163,885	320,225	137,015	240,055	124,040
Tenant - Locataires .....	359,790	302,480	57,310	124,635	86,325	108,115	40,715	63,490	55,730	112,880	127,690
Households with lodgers - Ménages avec chambreurs ...	152,450	117,060	35,390	27,715	31,810	63,450	29,475	50,280	26,185	44,595	31,390
Owner - Propriétaires .....	110,465	85,880	24,585	15,840	22,460	48,605	23,560	40,410	18,580	33,010	18,465
Tenant - Locataires .....	41,985	31,180	10,805	11,875	9,350	14,845	5,915	9,870	7,605	11,585	12,925
Households without lodgers - Ménages sans chambreurs	1,028,675	903,570	125,105	229,405	239,815	384,330	175,125	333,435	166,560	308,340	220,340
Owner - Propriétaires .....	710,870	632,270	78,600	116,645	162,840	291,060	140,325	279,815	118,435	207,045	105,575
Tenant - Locataires .....	317,805	271,300	46,505	112,760	76,975	93,270	34,800	53,620	48,125	101,295	114,765
<b>Rural - Régions rurales</b>											
All households - Tous ménages .....	340,870	309,060	31,810	71,570	75,785	127,880	65,635	132,395	48,000	98,515	61,960
Owner - Propriétaires .....	272,800	246,245	26,555	43,825	58,820	111,680	58,475	123,675	40,380	76,280	32,465
Tenant - Locataires .....	68,070	62,815	5,255	27,745	16,965	16,200	7,160	8,720	7,620	22,235	29,495
Households with lodgers - Ménages avec chambreurs ...	19,145	16,310	2,835	3,315	4,075	8,040	3,715	7,920	2,500	5,330	3,395
Owner - Propriétaires .....	15,695	13,280	2,415	2,035	3,300	6,975	3,385	7,440	2,135	4,330	1,790
Tenant - Locataires .....	3,450	3,030	420	1,280	775	1,065	330	480	365	1,000	1,605
Households without lodgers - Ménages sans chambreurs	321,725	292,750	28,975	68,255	71,710	119,840	61,920	124,475	45,500	93,185	58,565
Owner - Propriétaires .....	257,105	232,965	24,140	41,790	55,520	104,705	55,090	116,235	38,245	71,950	30,675
Tenant - Locataires .....	64,620	59,785	4,835	26,465	16,190	15,135	6,830	8,240	7,255	21,235	27,890
<b>Urban - Régions urbaines</b>											
All households - Tous ménages .....	840,255	711,570	128,685	185,550	195,840	319,900	138,965	251,320	144,745	254,420	189,770
Owner - Propriétaires .....	548,535	471,905	76,630	88,660	126,480	227,985	105,410	196,550	96,635	163,775	91,575
Tenant - Locataires .....	291,720	239,665	52,055	96,890	69,360	91,915	33,555	54,770	48,110	90,645	98,195

1. Up to June 1, 1951.- Jusqu'au 1<sup>er</sup> juin 1951.

TABLE 105. Households with and without lodgers by tenure showing sex and age of household head, and first year of occupancy by present head, for provinces, rural, urban, and cities of 30,000 population and over, 1951 - Continued

TABLEAU 105. Ménages avec et sans chambreurs selon le mode d'occupation, sexe et âge du chef de ménage, et première année d'occupation par le chef actuel, provinces, régions rurales et urbaines, et cités de 30,000 et plus, 1951 - suite

Households with and without lodgers, and tenure Ménages avec et sans chambreurs et mode d'occupation	Total	Sex of household head Sexe du chef de ménage		Age of household head Âge du chef de ménage				Year of occupancy Année d'occupation			
		Male Homme	Female Femme	Under 35 Moins de 35 ans.	35-44	45-64	65 and over 65 ans et plus	Before 1941 Avant 1941	1941-45	1946-49	1950-51 <sup>1</sup>
<b>ONTARIO - Con. - suite</b>											
<b>Urban - Con. - Régions urbaines - fin</b>											
Households with lodgers - Ménages avec chambreurs ....	133,305	100,750	32,555	24,400	27,735	55,410	25,760	42,360	23,685	39,265	27,995
Owner - Propriétaires .....	94,770	72,600	22,170	13,805	19,160	41,630	20,175	32,970	16,445	28,680	16,675
Tenant - Locataires .....	38,535	28,150	10,385	10,595	8,575	13,780	5,585	9,390	7,240	10,585	11,320
Households without lodgers - Ménages sans chambreurs	706,950	610,820	96,130	161,150	168,105	264,490	113,205	208,960	121,060	215,155	161,775
Owner - Propriétaires .....	453,765	399,305	54,460	74,855	107,320	186,355	85,235	163,580	80,190	135,095	74,900
Tenant - Locataires .....	253,185	211,515	41,670	86,295	60,785	78,135	27,970	45,380	40,870	80,060	86,875
<b>Brantford</b>											
All households - Tous ménages .....	10,375	8,545	1,830	2,295	2,250	3,805	2,025	3,335	1,635	2,940	2,465
Owner - Propriétaires .....	6,410	5,205	1,205	920	1,285	2,630	1,575	2,745	1,005	1,685	975
Tenant - Locataires .....	3,965	3,340	625	1,375	965	1,175	450	590	630	1,255	1,490
Households with lodgers - Ménages avec chambreurs ....	1,385	965	420	255	270	520	340	515	175	355	340
Owner - Propriétaires .....	1,020	695	325	140	200	395	285	460	135	250	175
Tenant - Locataires .....	365	270	--	115	--	125	--	--	--	105	165
Households without lodgers - Ménages sans chambreurs	8,990	7,580	1,410	2,040	1,980	3,285	1,685	2,820	1,460	2,585	2,125
Owner - Propriétaires .....	5,390	4,510	880	780	1,085	2,235	1,290	2,285	870	1,435	800
Tenant - Locataires .....	3,600	3,070	530	1,260	895	1,050	395	535	590	1,150	1,325
<b>Fort William</b>											
All households - Tous ménages .....	9,300	8,200	1,100	2,205	2,160	3,630	1,305	2,520	1,700	3,015	2,065
Owner - Propriétaires .....	6,675	5,985	690	1,140	1,550	2,880	1,105	2,235	1,425	2,200	815
Tenant - Locataires .....	2,625	2,215	410	1,065	610	750	200	285	275	815	1,250
Households with lodgers - Ménages avec chambreurs ....	1,005	825	180	145	190	475	195	335	180	300	190
Owner - Propriétaires .....	830	690	140	--	140	425	185	315	150	255	110
Tenant - Locataires .....	175	135	--	--	--	--	--	--	--	--	--
Households without lodgers - Ménages sans chambreurs	8,295	7,375	920	2,060	1,970	3,155	1,110	2,185	1,520	2,715	1,875
Owner - Propriétaires .....	5,845	5,295	550	1,060	1,410	2,455	920	1,920	1,275	1,945	705
Tenant - Locataires .....	2,450	2,080	370	1,000	560	700	190	265	245	770	1,170
<b>Hamilton</b>											
All households - Tous ménages .....	55,340	47,065	8,275	12,645	12,745	21,215	8,735	16,370	10,590	15,815	12,565
Owner - Propriétaires .....	36,090	31,405	4,685	6,100	8,295	15,450	6,245	12,600	7,310	10,080	6,100
Tenant - Locataires .....	19,250	15,660	3,590	6,545	4,450	5,765	2,490	3,770	3,280	5,735	6,465
Households with lodgers - Ménages avec chambreurs ....	8,110	6,145	1,965	1,425	1,490	3,605	1,590	2,525	1,460	2,325	1,800
Owner - Propriétaires .....	5,865	4,555	1,310	785	1,000	2,870	1,210	1,910	1,090	1,785	1,080
Tenant - Locataires .....	2,245	1,590	655	640	490	735	380	615	370	540	720
Households without lodgers - Ménages sans chambreurs	47,230	40,920	6,310	11,220	11,255	17,610	7,145	13,845	9,130	13,490	10,765
Owner - Propriétaires .....	30,225	26,850	3,375	5,315	7,295	12,580	5,035	10,690	6,220	8,295	5,020
Tenant - Locataires .....	17,005	14,070	2,935	5,905	3,960	5,030	2,110	3,155	2,910	5,195	5,745
<b>Kingston</b>											
All households - Tous ménages .....	8,710	7,010	1,700	2,140	1,870	3,245	1,455	2,770	1,265	2,740	1,935
Owner - Propriétaires .....	4,115	3,305	810	550	835	1,820	910	1,655	805	1,280	575
Tenant - Locataires .....	4,595	3,705	890	1,590	1,035	1,425	545	1,115	660	1,460	1,360
Households with lodgers - Ménages avec chambreurs ....	1,585	1,125	460	370	330	580	305	535	230	535	285
Owner - Propriétaires .....	845	600	245	120	190	345	190	315	125	285	120
Tenant - Locataires .....	740	525	215	250	140	235	115	220	105	250	165
Households without lodgers - Ménages sans chambreurs	7,125	5,885	1,240	1,770	1,540	2,665	1,150	2,235	1,035	2,205	1,650
Owner - Propriétaires .....	3,270	2,705	565	430	645	1,475	720	1,340	480	995	455
Tenant - Locataires .....	3,855	3,180	675	1,340	895	1,190	430	895	555	1,210	1,195
<b>Kitchener</b>											
All households - Tous ménages .....	11,570	9,865	1,705	2,685	2,755	4,315	1,815	3,315	1,950	3,255	2,850
Owner - Propriétaires .....	7,500	6,500	1,000	1,000	1,870	3,170	1,460	2,950	1,345	1,870	1,335
Tenant - Locataires .....	4,070	3,365	705	1,685	885	1,145	355	565	605	1,385	1,515
Households with lodgers - Ménages avec chambreurs ....	2,010	1,535	475	405	390	790	425	680	345	585	400
Owner - Propriétaires .....	1,550	1,190	360	255	295	610	390	595	260	435	260
Tenant - Locataires .....	460	345	115	150	--	180	--	--	--	150	140

1. Up to June 1, 1951. - Jusqu'au 1<sup>er</sup> juin 1951.

**TABLE 105. Households with and without lodgers by tenure showing sex and age of household head, and first year of occupancy by present head, for provinces, rural, urban, and cities of 30,000 population and over, 1951 - Continued**

**TABLEAU 105. Ménages avec et sans chambreurs selon le mode d'occupation, sexe et âge du chef de ménage, et première année d'occupation par le chef actuel, provinces, régions rurales et urbaines, et cités de 30,000 et plus, 1951 - suite**

Households with and without lodgers, and tenure Ménages avec et sans chambreurs et mode d'occupation	Total	Sex of household head Sexe du chef de ménage		Age of household head Age du chef de ménage				Year of occupancy Année d'occupation			
		Male Homme	Female Femme	Under 35 Moins de 35 ans	35-44	45-64	65 and over 65 ans et plus	Before 1941 Avant 1941	1941-45	1946-49	1950-51 <sup>1</sup>
<b>ONTARIO - Con. - suite</b>											
<b>Kitchener - Con. - fin</b>											
Households without lodgers - Ménages sans chambreurs	9,560	8,330	1,230	2,280	2,365	3,525	1,390	2,835	1,605	2,670	2,450
Owner - Propriétaires	5,950	5,310	640	745	1,575	2,560	1,070	2,355	1,085	1,435	1,075
Tenant - Locataires	3,610	3,020	590	1,535	790	965	320	480	520	1,235	1,375
<b>London</b>											
All households - Tous ménages	26,385	21,455	4,930	6,345	5,690	9,515	4,835	8,180	4,175	7,770	6,260
Owner - Propriétaires	15,895	13,215	2,680	2,455	3,375	6,490	3,575	6,395	2,385	4,615	2,500
Tenant - Locataires	10,490	8,240	2,250	3,890	2,315	3,025	1,260	1,785	1,790	3,155	3,760
Households with lodgers - Ménages avec chambreurs	4,015	2,675	1,340	785	780	1,575	875	1,315	610	1,220	870
Owner - Propriétaires	2,675	1,805	870	390	475	1,160	650	1,025	395	830	425
Tenant - Locataires	1,340	870	470	395	305	415	225	290	215	390	445
Households without lodgers - Ménages sans chambreurs	22,370	18,780	3,590	5,560	4,910	7,940	3,960	6,865	3,565	6,550	5,390
Owner - Propriétaires	13,220	11,410	1,810	2,065	2,900	5,330	2,925	5,370	1,990	3,785	2,075
Tenant - Locataires	9,150	7,370	1,780	3,495	2,010	2,610	1,035	1,495	1,575	2,765	3,315
<b>Oshawa</b>											
All households - Tous ménages	11,225	9,975	1,250	2,925	2,580	4,280	1,440	3,115	2,135	3,460	2,515
Owner - Propriétaires	8,245	7,425	820	1,705	1,905	3,460	1,175	2,675	1,660	2,460	1,450
Tenant - Locataires	2,980	2,550	430	1,220	675	820	265	440	475	1,000	1,065
Households with lodgers - Ménages avec chambreurs	1,610	1,310	300	380	300	670	260	480	235	460	435
Owner - Propriétaires	1,250	1,025	225	255	230	535	230	420	205	305	320
Tenant - Locataires	360	285	--	125	--	135	--	--	--	155	115
Households without lodgers - Ménages sans chambreurs	9,615	8,665	950	2,545	2,280	3,610	1,180	2,635	1,900	3,000	2,080
Owner - Propriétaires	6,995	6,400	595	1,450	1,675	2,925	945	2,255	1,455	2,155	1,130
Tenant - Locataires	2,620	2,265	355	1,095	605	685	235	380	445	845	950
<b>Ottawa</b>											
All households - Tous ménages	48,965	39,345	9,620	10,505	11,800	19,050	7,610	15,865	7,210	14,725	11,165
Owner - Propriétaires	21,260	17,665	3,595	3,000	5,170	8,885	4,205	7,895	3,505	6,290	3,570
Tenant - Locataires	27,705	21,680	6,025	7,505	6,630	10,165	3,405	7,970	3,705	8,435	7,595
Households with lodgers - Ménages avec chambreurs	8,185	5,710	2,475	1,375	1,745	3,375	1,690	3,140	1,460	2,090	1,495
Owner - Propriétaires	3,690	2,655	1,035	390	785	1,660	855	1,425	695	1,010	560
Tenant - Locataires	4,495	3,055	1,440	985	960	1,715	835	1,715	765	1,080	935
Households without lodgers - Ménages sans chambreurs	40,780	33,635	7,145	9,130	10,055	15,675	5,920	12,725	5,750	12,635	9,670
Owner - Propriétaires	17,570	15,010	2,560	2,610	4,385	7,225	3,350	6,470	2,810	5,280	3,010
Tenant - Locataires	23,210	18,625	4,585	6,520	5,670	8,450	2,570	6,255	2,940	7,355	6,660
<b>Peterborough</b>											
All households - Tous ménages	10,020	8,305	1,715	2,700	2,245	3,270	1,805	3,020	1,770	3,015	2,215
Owner - Propriétaires	6,370	5,335	1,035	1,335	1,435	2,295	1,305	2,205	1,175	1,965	1,025
Tenant - Locataires	3,650	2,970	680	1,365	810	975	500	815	595	1,050	1,190
Households with lodgers - Ménages avec chambreurs	1,590	1,125	465	315	280	615	380	510	320	485	275
Owner - Propriétaires	1,060	785	275	175	195	435	255	340	220	355	145
Tenant - Locataires	530	340	190	140	--	180	125	170	100	130	130
Households without lodgers - Ménages sans chambreurs	8,430	7,180	1,250	2,385	1,965	2,655	1,425	2,510	1,450	2,530	1,940
Owner - Propriétaires	5,310	4,550	760	1,160	1,240	1,860	1,050	1,865	955	1,610	880
Tenant - Locataires	3,120	2,630	490	1,225	725	795	375	645	495	920	1,060
<b>Port Arthur</b>											
All households - Tous ménages	8,425	7,420	1,005	2,000	2,090	3,165	1,170	2,270	1,370	2,775	2,010
Owner - Propriétaires	6,275	5,680	595	1,205	1,545	2,600	925	2,055	1,195	2,080	945
Tenant - Locataires	2,150	1,740	410	795	545	565	245	215	175	695	1,065
Households with lodgers - Ménages avec chambreurs	860	685	175	105	165	405	185	305	145	315	--
Owner - Propriétaires	705	575	130	--	125	345	160	265	130	255	--
Tenant - Locataires	155	110	--	--	--	--	--	--	--	--	--
Households without lodgers - Ménages sans chambreurs	7,565	6,735	830	1,895	1,925	2,760	985	1,965	1,225	2,460	1,915
Owner - Propriétaires	5,570	5,105	465	1,130	1,420	2,255	765	1,790	1,065	1,825	890
Tenant - Locataires	1,995	1,630	365	765	505	505	220	175	160	635	1,025

1. Up to June 1, 1951. - Jusqu'au 1<sup>er</sup> juin 1951.



**TABLE 105. Households with and without lodgers by tenure showing sex and age of household head, and first year of occupancy by present head, for provinces, rural, urban, and cities of 30,000 population and over, 1951 - Continued**

**TABLEAU 105. Ménages avec et sans chambreurs selon le mode d'occupation, sexe et âge du chef de ménage, et première année d'occupation par le chef actuel, provinces, régions rurales et urbaines, et cités de 30,000 et plus, 1951 - suite**

Households with and without lodgers, and tenure Ménages avec et sans chambreurs et mode d'occupation	Total	Sex of household head Sexe du chef de ménage		Age of household head Âge du chef de ménage				Year of occupancy Année d'occupation			
		Male Homme	Female Femme	Under 35 Moins de 35 ans	35-44	45-64	65 and over 65 ans et plus	Before 1941 Avant 1941	1941-45	1946-49	1950-51 <sup>1</sup>
<b>ONTARIO - Con.-suite</b>											
<b>St. Catharines</b>											
All households - Tous ménages .....	10,380	8,765	1,615	2,310	2,495	3,985	1,590	3,230	2,140	2,790	2,220
Owner - Propriétaires .....	6,595	5,605	990	945	1,535	2,905	1,210	2,555	1,430	1,690	920
Tenant - Locataires .....	3,785	3,160	625	1,365	960	1,080	380	675	710	1,100	1,300
Households with lodgers - Ménages avec chambreurs ....	1,315	910	405	230	220	620	245	375	260	405	275
Owner - Propriétaires .....	920	630	290	105	145	475	195	280	200	275	165
Tenant - Locataires .....	395	280	115	125	--	145	--	--	--	130	110
Households without lodgers - Ménages sans chambreurs	9,065	7,855	1,210	2,080	2,275	3,365	1,345	2,855	1,880	2,385	1,945
Owner - Propriétaires .....	5,675	4,975	700	840	1,390	2,430	1,015	2,275	1,230	1,415	755
Tenant - Locataires .....	3,390	2,880	510	1,240	885	935	330	580	650	970	1,190
<b>Sarnia</b>											
All households - Tous ménages .....	9,380	8,215	1,165	2,655	2,360	3,070	1,295	2,355	1,545	3,025	2,455
Owner - Propriétaires .....	6,620	5,805	815	1,395	1,715	2,420	1,090	2,070	1,250	2,060	1,240
Tenant - Locataires .....	2,760	2,410	350	1,260	645	650	205	285	295	965	1,215
Households with lodgers - Ménages avec chambreurs ....	1,445	1,115	330	305	335	510	295	375	255	450	365
Owner - Propriétaires .....	1,120	865	255	195	230	425	270	350	215	360	195
Tenant - Locataires .....	325	250	--	110	105	--	--	--	--	--	170
Households without lodgers - Ménages sans chambreurs	7,935	7,100	835	2,350	2,025	2,560	1,000	1,980	1,290	2,575	2,090
Owner - Propriétaires .....	5,500	4,940	560	1,200	1,485	1,995	820	1,720	1,035	1,700	1,045
Tenant - Locataires .....	2,435	2,160	275	1,150	540	565	180	260	255	875	1,045
<b>Sault Ste. Marie</b>											
All households - Tous ménages .....	7,855	6,890	965	1,875	1,910	2,785	1,285	2,735	1,410	2,290	1,420
Owner - Propriétaires .....	5,330	4,675	655	805	1,300	2,170	1,055	2,345	1,040	1,340	605
Tenant - Locataires .....	2,525	2,215	310	1,070	610	615	230	390	370	950	815
Households with lodgers - Ménages avec chambreurs ....	1,175	890	285	215	235	475	250	440	220	320	195
Owner - Propriétaires .....	900	665	235	--	165	430	210	390	180	240	--
Tenant - Locataires .....	275	225	--	120	--	--	--	--	--	--	105
Households without lodgers - Ménages sans chambreurs	6,680	6,000	680	1,660	1,675	2,310	1,035	2,295	1,190	1,970	1,225
Owner - Propriétaires .....	4,430	4,010	420	710	1,135	1,740	845	1,955	860	1,100	515
Tenant - Locataires .....	2,250	1,990	260	950	540	570	190	340	330	870	710
<b>Sudbury</b>											
All households - Tous ménages .....	9,450	8,550	900	2,920	3,000	2,935	595	1,955	1,550	3,245	2,700
Owner - Propriétaires .....	4,435	4,045	390	670	1,640	1,795	330	1,435	910	1,415	675
Tenant - Locataires .....	5,015	4,505	510	2,250	1,360	1,140	265	520	640	1,830	2,025
Households with lodgers - Ménages avec chambreurs ....	1,910	1,595	315	415	550	780	165	450	385	605	470
Owner - Propriétaires .....	1,035	890	145	125	325	490	--	335	220	350	130
Tenant - Locataires .....	875	705	170	290	225	290	--	115	165	255	340
Households without lodgers - Ménages sans chambreurs	7,540	6,955	585	2,505	2,450	2,155	430	1,505	1,165	2,640	2,230
Owner - Propriétaires .....	3,400	3,155	245	545	1,315	1,305	235	1,100	690	1,065	545
Tenant - Locataires .....	4,140	3,800	340	1,960	1,135	850	195	405	475	1,575	1,685
<b>Toronto</b>											
All households - Tous ménages .....	157,175	124,160	33,015	22,255	30,935	71,420	32,565	60,440	30,465	38,975	27,295
Owner - Propriétaires .....	97,795	79,765	18,030	9,225	17,590	47,420	23,560	44,460	17,945	23,240	12,150
Tenant - Locataires .....	59,380	44,395	14,985	13,030	13,345	24,000	9,005	15,980	12,520	15,735	15,145
Households with lodgers - Ménages avec chambreurs ....	48,140	36,230	11,910	7,770	9,980	20,985	9,405	15,955	9,150	13,475	9,560
Owner - Propriétaires .....	34,580	26,515	8,065	4,500	6,835	15,760	7,485	12,280	6,260	9,885	6,155
Tenant - Locataires .....	13,560	9,715	3,845	3,270	3,145	5,225	1,920	3,675	2,890	3,590	3,405
Households without lodgers - Ménages sans chambreurs	109,035	87,930	21,105	14,485	20,955	50,435	23,160	44,485	21,315	25,500	17,735
Owner - Propriétaires .....	63,215	53,250	9,965	4,725	10,755	31,660	16,075	32,180	11,685	13,355	5,995
Tenant - Locataires .....	45,820	34,680	11,140	9,760	10,200	18,775	7,085	12,305	9,630	12,145	11,740

1. Up to June 1, 1951. - Jusqu'au 1<sup>er</sup> juin 1951.

**TABLE 105. Households with and without lodgers by tenure showing sex and age of household head, and first year of occupancy by present head, for provinces, rural, urban, and cities of 30,000 population and over, 1951 - Continued**

**TABLEAU 105. Ménages avec et sans chambreurs selon le mode d'occupation, sexe et âge du chef de ménage, et première année d'occupation par le chef actuel, provinces, régions rurales et urbaines, et cités de 30,000 et plus, 1951 - suite**

Households with and without lodgers, and tenure Ménages avec et sans chambreurs et mode d'occupation	Total	Sex of household head Sexe du chef de ménage		Age of household head Âge du chef de ménage				Year of occupancy Année d'occupation			
		Male Homme	Female Femme	Under 35 Moins de 35 ans	35-44	45-64	65 and over 65 ans et plus	Before 1941 Avant 1941	1941-45	1946-49	1950-51 <sup>1</sup>
<b>ONTARIO - Con.-fin</b>											
<b>Windsor</b>											
All households - Tous ménages .....	31,815	27,360	4,455	7,750	6,635	13,600	3,830	8,850	6,910	9,230	6,825
Owner - Propriétaires .....	17,300	15,155	2,145	2,215	3,475	8,990	2,620	6,355	4,175	4,265	2,505
Tenant - Locataires .....	14,515	12,205	2,310	5,535	3,160	4,610	1,210	2,495	2,735	4,965	4,320
Households with lodgers - Ménages avec chambreurs ...	4,465	3,400	1,065	720	695	2,205	845	1,450	840	1,275	900
Owner - Propriétaires .....	2,955	2,290	665	240	435	1,610	670	1,120	595	800	440
Tenant - Locataires .....	1,510	1,110	400	480	260	595	175	330	245	475	460
Households without lodgers - Ménages sans chambreurs	27,350	23,960	3,390	7,030	5,940	11,395	2,985	7,400	6,070	7,955	5,925
Owner - Propriétaires .....	14,345	12,865	1,480	1,975	3,040	7,380	1,950	5,235	3,580	3,465	2,065
Tenant - Locataires .....	13,005	11,095	1,910	5,055	2,900	4,015	1,035	2,165	2,490	4,490	3,860
<b>MANITOBA</b>											
All households - Tous ménages .....	202,400	178,860	23,540	45,415	46,535	75,325	35,125	59,140	34,735	67,920	40,605
Owner - Propriétaires .....	144,645	130,620	14,025	24,295	33,725	58,875	27,750	52,045	27,020	47,570	18,010
Tenant - Locataires .....	57,755	48,240	9,515	21,120	12,810	16,450	7,375	7,095	7,715	20,350	22,595
Households with lodgers - Ménages avec chambreurs ...	16,085	12,475	3,610	2,790	3,065	6,945	3,285	4,150	3,145	5,420	3,370
Owner - Propriétaires .....	10,975	8,785	2,190	1,310	2,070	5,130	2,465	3,395	2,355	3,695	1,530
Tenant - Locataires .....	5,110	3,690	1,420	1,480	995	1,815	820	755	790	1,725	1,840
Households without lodgers - Ménages sans chambreurs	186,315	166,385	19,930	42,625	43,470	68,380	31,840	54,990	31,590	62,500	37,235
Owner - Propriétaires .....	133,670	121,835	11,835	22,985	31,655	53,745	25,285	48,650	24,665	43,875	16,480
Tenant - Locataires .....	52,645	44,550	8,095	19,640	11,815	14,635	6,555	6,340	6,925	18,625	20,755
<b>Rural - Régions rurales</b>											
All households - Tous ménages .....	83,690	76,580	7,110	17,530	19,395	31,895	14,870	31,690	15,600	25,545	10,855
Owner - Propriétaires .....	69,780	63,750	6,030	12,250	16,095	28,110	13,325	29,530	13,800	20,635	5,815
Tenant - Locataires .....	13,910	12,830	1,080	5,280	3,300	3,785	1,545	2,160	1,800	4,910	5,040
Households with lodgers - Ménages avec chambreurs ...	3,510	3,025	485	555	760	1,535	660	1,175	750	1,175	410
Owner - Propriétaires .....	2,800	2,395	405	350	590	1,275	585	1,065	675	875	185
Tenant - Locataires .....	710	630	--	205	170	260	--	110	--	300	225
Households without lodgers - Ménages sans chambreurs	80,180	73,555	6,625	16,975	18,635	30,360	14,210	30,515	14,850	24,370	10,445
Owner - Propriétaires .....	66,980	61,355	5,625	11,900	15,505	26,835	12,740	28,465	13,125	19,760	5,630
Tenant - Locataires .....	13,200	12,200	1,000	5,075	3,130	3,525	1,470	2,050	1,725	4,610	4,815
<b>Urban - Régions urbaines</b>											
All households - Tous ménages .....	118,710	102,280	16,430	27,885	27,140	43,430	20,255	27,450	19,135	42,375	29,750
Owner - Propriétaires .....	74,865	66,870	7,995	12,045	17,630	30,765	14,425	22,515	13,220	26,935	12,195
Tenant - Locataires .....	43,845	35,410	8,435	15,840	9,510	12,665	5,830	4,935	5,915	15,440	17,555
Households with lodgers - Ménages avec chambreurs ...	12,575	9,450	3,125	2,235	2,305	5,410	2,625	2,975	2,395	4,245	2,960
Owner - Propriétaires .....	8,175	6,390	1,785	960	1,480	3,855	1,880	2,330	1,680	2,820	1,345
Tenant - Locataires .....	4,400	3,060	1,340	1,275	825	1,555	745	645	715	1,425	1,615
Households without lodgers - Ménages sans chambreurs	106,135	92,830	13,305	25,650	24,835	38,020	17,630	24,475	16,740	38,130	26,790
Owner - Propriétaires .....	66,690	60,480	6,210	11,085	16,150	26,910	12,545	20,185	11,540	24,115	10,850
Tenant - Locataires .....	39,445	32,350	7,095	14,565	8,685	11,110	5,085	4,290	5,200	14,015	15,940
<b>Winnipeg</b>											
All households - Tous ménages .....	64,630	54,035	10,595	13,855	13,870	25,180	11,725	15,695	10,635	21,370	16,930
Owner - Propriétaires .....	34,280	30,105	4,175	4,055	7,365	15,505	7,355	11,860	6,255	10,925	5,240
Tenant - Locataires .....	30,350	23,930	6,420	9,800	6,505	9,675	4,370	3,835	4,380	10,445	11,690
Households with lodgers - Ménages avec chambreurs ...	8,840	6,580	2,260	1,465	1,570	3,975	1,830	2,080	1,730	2,915	2,115
Owner - Propriétaires .....	5,285	4,135	1,150	545	885	2,660	1,195	1,520	1,110	1,750	905
Tenant - Locataires .....	3,555	2,445	1,110	920	685	1,315	635	560	620	1,165	1,210
Households without lodgers - Ménages sans chambreurs	55,790	47,455	8,335	12,390	12,300	21,205	9,895	13,615	8,905	18,455	14,815
Owner - Propriétaires .....	28,995	25,970	3,025	3,510	6,480	12,845	6,160	10,340	5,145	9,175	4,335
Tenant - Locataires .....	26,795	21,485	5,310	8,880	5,820	8,360	3,735	3,275	3,760	9,280	10,480

1. Up to June 1, 1951.- Jusqu'au 1<sup>er</sup> juin 1951.

TABLE 105. Households with and without lodgers by tenure showing sex and age of household head, and first year of occupancy by present head, for provinces, rural, urban, and cities of 30,000 population and over, 1951 - Continued

TABLEAU 105. Ménages avec et sans chambreurs selon le mode d'occupation, sexe et âge du chef de ménage, et première année d'occupation par le chef actuel, provinces, régions rurales et urbaines, et cités de 30,000 et plus, 1951 - suite

Households with and without lodgers, and tenure Ménages avec et sans chambreurs et mode d'occupation	Total	Sex of household head Sexe du chef de ménage		Age of household head Age du chef de ménage				Year of occupancy Année d'occupation			
		Male Homme	Female Femme	Under 35 Moins de 35 ans	35-44	45-64	65 and over 65 ans et plus	Before 1941 Avant 1941	1941-45	1946-49	1950-51 <sup>1</sup>
<b>SASKATCHEWAN</b>											
All households - Tous ménages .....	221,455	197,995	23,460	49,085	50,105	81,865	40,400	71,805	38,080	74,850	36,720
Owner - Propriétaires .....	164,800	149,190	15,610	26,865	36,585	67,000	34,350	64,270	30,565	52,875	17,090
Tenant - Locataires .....	56,655	48,805	7,850	22,220	13,520	14,865	6,050	7,535	7,515	21,975	19,630
Households with lodgers - Ménages avec chambreurs .....	13,915	11,115	2,800	2,575	3,120	5,450	2,770	3,595	2,525	5,320	2,475
Owner - Propriétaires .....	10,170	8,250	1,920	1,325	2,110	4,425	2,310	3,130	1,985	3,825	1,230
Tenant - Locataires .....	3,745	2,865	880	1,250	1,010	1,025	460	465	540	1,495	1,245
Households without lodgers - Ménages sans chambreurs .....	207,540	186,880	20,660	46,510	46,985	76,415	37,630	68,210	35,555	69,530	34,245
Owner - Propriétaires .....	154,630	140,940	13,690	25,540	34,475	62,575	32,040	61,140	28,580	49,050	15,860
Tenant - Locataires .....	52,910	45,940	6,970	20,970	12,510	13,840	5,590	7,070	6,975	20,480	18,385
<b>Rural - Régions rurales</b>											
All households - Tous ménages .....	151,750	138,960	12,790	31,620	35,195	57,105	27,830	59,650	26,575	46,935	18,590
Owner - Propriétaires .....	121,430	111,070	10,360	19,605	27,170	49,450	25,205	54,340	22,400	35,070	9,620
Tenant - Locataires .....	30,320	27,890	2,430	12,015	8,025	7,655	2,625	5,310	4,175	11,865	8,970
Households with lodgers - Ménages avec chambreurs .....	5,935	5,090	845	1,040	1,510	2,250	1,135	2,085	1,070	2,000	780
Owner - Propriétaires .....	4,555	3,860	695	630	1,060	1,865	1,000	1,890	875	1,420	370
Tenant - Locataires .....	1,380	1,230	150	410	450	385	135	195	195	580	410
Households without lodgers - Ménages sans chambreurs .....	145,815	133,870	11,945	30,580	33,685	54,855	26,695	57,565	25,505	44,935	17,810
Owner - Propriétaires .....	116,875	107,210	9,665	18,975	26,110	47,585	24,205	52,450	21,525	33,650	9,250
Tenant - Locataires .....	28,940	26,660	2,280	11,605	7,575	7,270	2,490	5,115	3,980	11,285	8,560
<b>Urban - Régions urbaines</b>											
All households - Tous ménages .....	69,705	59,035	10,670	17,465	14,910	24,760	12,570	12,155	11,505	27,915	18,130
Owner - Propriétaires .....	43,370	38,120	5,250	7,260	9,415	17,550	9,145	9,930	8,165	17,805	7,470
Tenant - Locataires .....	26,335	20,915	5,420	10,205	5,495	7,210	3,425	2,225	3,340	10,110	10,660
Households with lodgers - Ménages avec chambreurs .....	7,980	6,025	1,955	1,535	1,610	3,200	1,635	1,510	1,455	3,320	1,695
Owner - Propriétaires .....	5,615	4,390	1,225	695	1,050	2,560	1,310	1,240	1,110	2,405	860
Tenant - Locataires .....	2,365	1,635	730	840	560	640	325	270	345	915	835
Households without lodgers - Ménages sans chambreurs .....	61,725	53,010	8,715	15,930	13,300	21,560	10,935	10,645	10,050	24,595	16,435
Owner - Propriétaires .....	37,755	33,730	4,025	6,565	8,365	14,990	7,835	8,690	7,055	15,400	6,610
Tenant - Locataires .....	23,970	19,280	4,690	9,365	4,935	6,570	3,100	1,955	2,995	9,195	9,825
<b>Regina</b>											
All households - Tous ménages .....	19,160	16,125	3,035	4,945	4,310	7,105	2,800	3,575	3,380	7,425	4,780
Owner - Propriétaires .....	11,060	9,720	1,340	1,925	2,535	4,670	1,930	2,650	2,060	4,410	1,940
Tenant - Locataires .....	8,100	6,405	1,695	3,020	1,775	2,435	870	925	1,320	3,015	2,840
Households with lodgers - Ménages avec chambreurs .....	2,555	1,905	650	495	525	1,085	450	540	530	1,000	485
Owner - Propriétaires .....	1,750	1,335	415	185	330	880	355	410	370	745	225
Tenant - Locataires .....	805	570	235	310	195	205	--	130	160	255	260
Households without lodgers - Ménages sans chambreurs .....	16,605	14,220	2,385	4,450	3,785	6,020	2,350	3,035	2,850	6,425	4,295
Owner - Propriétaires .....	9,310	8,385	925	1,740	2,205	3,790	1,575	2,240	1,690	3,665	1,715
Tenant - Locataires .....	7,295	5,835	1,460	2,710	1,580	2,230	775	795	1,160	2,760	2,580
<b>Saskatoon</b>											
All households - Tous ménages .....	14,980	12,660	2,320	3,835	2,905	5,415	2,825	2,620	2,305	5,850	4,205
Owner - Propriétaires .....	9,585	8,550	1,035	1,675	1,900	3,960	2,050	2,230	1,615	3,850	1,890
Tenant - Locataires .....	5,395	4,110	1,285	2,160	1,005	1,455	775	390	690	2,000	2,315
Households with lodgers - Ménages avec chambreurs .....	1,890	1,385	505	370	385	700	435	320	315	740	515
Owner - Propriétaires .....	1,285	1,040	245	150	260	550	325	250	240	515	280
Tenant - Locataires .....	605	345	260	220	125	150	110	--	--	225	235
Households without lodgers - Ménages sans chambreurs .....	13,090	11,275	1,815	3,465	2,520	4,715	2,390	2,300	1,990	5,110	3,690
Owner - Propriétaires .....	8,300	7,510	790	1,525	1,640	3,410	1,725	1,980	1,375	3,335	1,610
Tenant - Locataires .....	4,790	3,765	1,025	1,940	880	1,305	665	320	615	1,775	2,080

1. Up to June 1, 1951.- Jusqu'au 1<sup>er</sup> juin 1951.

**TABLE 105. Households with and without lodgers by tenure showing sex and age of household head, and first year of occupancy by present head, for provinces, rural, urban, and cities of 30,000 population and over, 1951 - Continued**

**TABLEAU 105. Ménages avec et sans chambreurs selon le mode d'occupation, sexe et âge du chef de ménage, et première année d'occupation par le chef actuel, provinces, régions rurales et urbaines, et cités de 30,000 et plus, 1951 - suite**

Households with and without lodgers, and tenure Ménages avec et sans chambreurs et mode d'occupation	Total	Sex of household head Sexe du chef de ménage		Age of household head Âge du chef de ménage				Year of occupancy Année d'occupation			
		Male Homme	Female Femme	Under 35 Moins de 35 ans	35-44	45-64	65 and over 65 ans et plus	Before 1941 Avant 1941	1941-45	1946-49	1950-51 <sup>1</sup>
<b>ALBERTA</b>											
All households - Tous ménages.....	250,750	223,390	27,360	62,450	57,585	90,945	39,770	67,030	38,375	83,530	61,815
Owner - Propriétaires .....	179,055	162,390	16,665	32,135	41,335	72,900	32,685	59,515	30,990	60,630	27,920
Tenant - Locataires .....	71,695	61,000	10,695	30,315	16,250	18,045	7,085	7,515	7,385	22,900	33,895
Households with lodgers - Ménages avec chambreurs .....	18,080	13,855	4,225	4,140	3,765	6,905	3,270	4,235	2,700	6,445	4,700
Owner - Propriétaires .....	12,515	9,850	2,665	1,725	2,615	5,495	2,680	3,570	2,110	4,745	2,090
Tenant - Locataires .....	5,565	4,005	1,560	2,415	1,150	1,410	590	665	590	1,700	2,610
Households without lodgers - Ménages sans chambreurs .....	232,670	209,535	23,135	58,310	53,820	84,040	36,500	62,795	35,675	77,085	57,115
Owner - Propriétaires .....	166,540	152,540	14,000	30,410	38,720	67,405	30,005	55,945	28,880	55,885	25,830
Tenant - Locataires .....	66,130	56,995	9,135	27,900	15,100	16,635	6,495	6,850	6,795	21,200	31,285
<b>Rural - Régions rurales</b>											
All households - Tous ménages.....	125,325	116,250	9,075	27,695	29,085	49,010	19,535	44,335	21,145	38,895	20,950
Owner - Propriétaires .....	100,395	93,350	7,045	17,820	22,740	42,485	17,350	40,895	18,260	30,535	10,705
Tenant - Locataires .....	24,930	22,900	2,030	9,875	6,345	6,525	2,185	3,440	2,885	8,360	10,245
Households with lodgers - Ménages avec chambreurs .....	4,670	3,965	705	1,020	1,060	1,810	780	1,540	760	1,555	815
Owner - Propriétaires .....	3,615	3,100	515	645	795	1,490	685	1,375	650	1,205	385
Tenant - Locataires .....	1,055	865	190	375	265	320	--	165	110	350	430
Households without lodgers - Ménages sans chambreurs .....	120,655	112,285	8,370	26,675	28,025	47,200	18,755	42,795	20,385	37,340	20,135
Owner - Propriétaires .....	96,780	90,250	6,530	17,175	21,945	40,995	16,665	39,520	17,610	29,330	10,320
Tenant - Locataires .....	23,875	22,035	1,840	9,500	6,080	6,205	2,090	3,275	2,775	8,010	9,815
<b>Urban - Régions urbaines</b>											
All households - Tous ménages.....	125,425	107,140	18,285	34,755	28,500	41,935	20,235	22,695	17,230	44,635	40,865
Owner - Propriétaires .....	78,660	69,040	9,620	14,315	18,595	30,415	15,335	18,620	12,730	30,095	17,215
Tenant - Locataires .....	46,765	38,100	8,665	20,440	9,905	11,520	4,900	4,075	4,500	14,540	23,650
Households with lodgers - Ménages avec chambreurs .....	13,410	9,890	3,520	3,120	2,705	5,095	2,490	2,695	1,940	4,890	3,885
Owner - Propriétaires .....	8,900	6,750	2,150	1,080	1,820	4,005	1,995	2,195	1,460	3,540	1,705
Tenant - Locataires .....	4,510	3,140	1,370	2,040	885	1,090	495	500	480	1,350	2,180
Households without lodgers - Ménages sans chambreurs .....	112,015	97,250	14,765	31,635	25,795	36,840	17,745	20,000	15,290	39,745	36,980
Owner - Propriétaires .....	69,760	62,290	7,470	13,235	16,775	26,410	13,340	16,425	11,270	26,555	15,510
Tenant - Locataires .....	42,255	34,960	7,295	18,400	9,020	10,430	4,405	3,575	4,020	13,190	21,470
<b>Calgary</b>											
All households - Tous ménages.....	37,710	31,265	6,445	10,055	8,055	12,900	6,700	7,940	4,910	12,555	12,305
Owner - Propriétaires .....	22,240	19,270	2,970	3,775	4,955	8,800	4,710	5,955	3,280	7,855	5,150
Tenant - Locataires .....	15,470	11,995	3,475	6,280	3,100	4,100	1,990	1,985	1,630	4,700	7,155
Households with lodgers - Ménages avec chambreurs .....	4,005	2,705	1,300	835	750	1,565	855	1,015	630	1,300	1,060
Owner - Propriétaires .....	2,575	1,780	795	250	525	1,150	650	795	430	915	435
Tenant - Locataires .....	1,430	925	505	585	225	415	205	220	200	385	625
Households without lodgers - Ménages sans chambreurs .....	33,705	28,560	5,145	9,220	7,305	11,335	5,845	6,925	4,280	11,255	11,245
Owner - Propriétaires .....	19,665	17,490	2,175	3,525	4,430	7,650	4,060	5,160	2,850	6,940	4,715
Tenant - Locataires .....	14,040	11,070	2,970	5,695	2,875	3,685	1,785	1,765	1,430	4,315	6,530
<b>Edmonton</b>											
All households - Tous ménages.....	42,925	36,725	6,200	12,810	10,265	14,035	5,815	6,670	5,965	15,065	15,225
Owner - Propriétaires .....	26,325	23,275	3,050	5,070	6,780	10,200	4,275	5,485	4,275	10,105	6,460
Tenant - Locataires .....	16,600	13,450	3,150	7,740	3,485	3,835	1,540	1,185	1,690	4,960	8,765
Households with lodgers - Ménages avec chambreurs .....	5,450	4,155	1,295	1,425	1,135	2,000	890	945	675	2,060	1,770
Owner - Propriétaires .....	3,620	2,865	755	525	765	1,610	720	780	520	1,495	825
Tenant - Locataires .....	1,830	1,290	540	900	370	390	170	165	155	565	945
Households without lodgers - Ménages sans chambreurs .....	37,475	32,570	4,905	11,385	9,130	12,035	4,925	5,725	5,290	13,005	13,455
Owner - Propriétaires .....	22,705	20,410	2,295	4,545	6,015	8,590	3,555	4,705	3,755	8,610	5,635
Tenant - Locataires .....	14,770	12,160	2,610	6,840	3,115	3,445	1,370	1,020	1,535	4,395	7,820

1. Up to June 1, 1951.- Jusqu'au 1<sup>er</sup> juin 1951.

**TABLE 105. Households with and without lodgers by tenure showing sex and age of household head, and first year of occupancy by present head, for provinces, rural, urban, and cities of 30,000 population and over, 1951 - Concluded**

**TABLEAU 105. Ménages avec et sans chambreurs selon le mode d'occupation, sexe et âge du chef de ménage, et première année d'occupation par le chef actuel, provinces, régions rurales et urbaines, et cités de 30,000 et plus, 1951 - fin**

Households with and without lodgers, and tenure Ménages avec et sans chambreurs et mode d'occupation	Total	Sex of household head Sexe du chef de ménage		Age of household head Age du chef de ménage				Year of occupancy Année d'occupation			
		Male Homme	Female Femme	Under 35 Moins de 35 ans	35-44	45-64	65 and over 65 ans et plus	Before 1941 Avant 1941	1941-45	1946-49	1950-51 <sup>1</sup>
<b>BRITISH COLUMBIA</b>											
All households - Tous ménages .....	337,780	292,580	45,200	73,675	76,615	118,925	68,565	67,110	49,835	125,075	95,760
Owner - Propriétaires .....	235,160	208,020	27,140	37,455	52,930	90,855	53,920	58,205	39,775	92,705	44,475
Tenant - Locataires .....	102,620	84,560	18,060	36,220	23,685	28,070	14,645	8,905	10,060	32,370	51,285
Households with lodgers - Ménages avec chambreurs ....	26,075	19,560	6,515	4,515	4,765	10,920	5,875	5,615	4,050	9,350	7,060
Owner - Propriétaires .....	17,910	13,710	4,200	2,015	3,185	8,160	4,550	4,580	3,170	6,885	3,275
Tenant - Locataires .....	8,165	5,850	2,315	2,500	1,580	2,760	1,325	1,035	880	2,465	3,785
Households without lodgers - Ménages sans chambreurs	311,705	273,020	38,685	69,160	71,850	108,005	62,690	61,495	45,785	115,725	88,700
Owner - Propriétaires .....	217,250	194,310	22,940	35,440	49,745	82,695	49,370	53,625	36,605	85,820	41,200
Tenant - Locataires .....	94,455	78,710	15,745	33,720	22,105	25,310	13,320	7,870	9,180	29,905	47,500
<b>Rural - Régions rurales</b>											
All households - Tous ménages .....	105,765	96,100	9,665	23,265	23,730	37,985	20,785	21,840	14,960	39,860	29,105
Owner - Propriétaires .....	76,605	69,465	7,140	12,315	16,440	30,405	17,445	19,585	12,705	30,825	13,490
Tenant - Locataires .....	29,160	26,635	2,525	10,950	7,290	7,580	3,340	2,255	2,255	9,035	15,615
Households with lodgers - Ménages avec chambreurs ....	4,660	3,860	800	1,005	885	1,910	860	1,115	635	1,600	1,310
Owner - Propriétaires .....	3,295	2,730	565	505	590	1,465	735	1,005	550	1,205	535
Tenant - Locataires .....	1,365	1,130	235	500	295	445	125	110	--	395	775
Households without lodgers - Ménages sans chambreurs	101,105	92,240	8,865	22,260	22,845	36,075	19,925	20,725	14,325	38,260	27,795
Owner - Propriétaires .....	73,310	66,735	6,575	11,810	15,850	28,940	16,710	18,580	12,155	29,620	12,955
Tenant - Locataires .....	27,795	25,505	2,290	10,450	6,995	7,135	3,215	2,145	2,170	8,640	14,840
<b>Urban - Régions urbaines</b>											
All households - Tous ménages .....	232,015	196,480	35,535	50,410	52,885	80,940	47,780	45,270	34,875	85,215	66,655
Owner - Propriétaires .....	158,555	138,555	20,000	25,140	38,490	60,450	36,475	38,620	27,070	61,880	30,985
Tenant - Locataires .....	73,460	57,925	15,535	25,270	16,395	20,490	11,305	6,650	7,805	23,335	35,670
Households with lodgers - Ménages avec chambreurs ....	21,415	15,700	5,715	3,510	3,880	9,010	5,015	4,500	3,415	7,750	5,750
Owner - Propriétaires .....	14,615	10,980	3,635	1,510	2,595	6,695	3,815	3,575	2,620	5,680	2,740
Tenant - Locataires .....	6,800	4,720	2,080	2,000	1,285	2,315	1,200	925	795	2,070	3,010
Households without lodgers - Ménages sans chambreurs	210,600	180,780	29,820	46,900	49,005	71,930	42,765	40,770	31,460	77,465	60,905
Owner - Propriétaires .....	143,940	127,575	16,365	23,630	33,895	53,755	32,660	35,045	24,450	56,200	28,245
Tenant - Locataires .....	66,660	53,205	13,455	23,270	15,110	18,175	10,105	5,725	7,010	21,265	32,660
<b>Vancouver</b>											
All households - Tous ménages .....	101,330	82,760	18,570	20,585	22,410	37,195	21,140	21,465	15,810	34,960	29,095
Owner - Propriétaires .....	63,885	54,990	8,895	9,095	14,315	25,755	14,720	17,200	11,320	23,395	11,970
Tenant - Locataires .....	37,445	27,770	9,675	11,490	8,095	11,440	6,420	4,265	4,490	11,565	17,125
Households with lodgers - Ménages avec chambreurs ....	12,000	8,515	3,485	1,895	2,060	5,140	2,905	2,515	2,040	4,220	3,225
Owner - Propriétaires .....	7,645	5,630	2,015	810	1,280	3,530	2,025	1,835	1,430	2,880	1,500
Tenant - Locataires .....	4,355	2,885	1,470	1,085	780	1,610	880	680	610	1,340	1,725
Households without lodgers - Ménages sans chambreurs	89,330	74,245	15,085	18,690	20,350	32,055	18,235	18,950	13,770	30,740	25,870
Owner - Propriétaires .....	56,240	49,360	6,880	8,285	13,035	22,225	12,695	15,365	9,890	20,515	10,470
Tenant - Locataires .....	33,090	24,885	8,205	10,405	7,315	9,830	5,540	3,585	3,880	10,225	15,400
<b>Victoria</b>											
All households - Tous ménages .....	15,790	12,330	3,460	3,300	2,620	5,360	4,510	3,385	2,025	5,190	5,190
Owner - Propriétaires .....	9,195	7,475	1,720	1,180	1,425	3,485	3,105	2,765	1,550	3,220	1,660
Tenant - Locataires .....	6,595	4,855	1,740	2,120	1,195	1,875	1,405	620	475	1,970	3,530
Households with lodgers - Ménages avec chambreurs ....	1,860	1,305	555	245	290	720	605	405	270	640	545
Owner - Propriétaires .....	1,335	935	400	110	170	555	500	335	250	485	265
Tenant - Locataires .....	525	370	155	135	120	165	105	--	--	155	280
Households without lodgers - Ménages sans chambreurs	13,930	11,025	2,905	3,055	2,330	4,640	3,905	2,980	1,755	4,550	4,645
Owner - Propriétaires .....	7,860	6,540	1,320	1,070	1,255	2,930	2,605	2,430	1,300	2,735	1,395
Tenant - Locataires .....	6,070	4,485	1,585	1,985	1,075	1,710	1,300	550	455	1,815	3,250

1. Up to June 1, 1951.- Jusqu'au 1<sup>er</sup> juin 1951.

**TABLE 106. Tenant non-farm households with and without lodgers showing monthly rent, for provinces, rural, urban, and cities of 30,000 population and over, 1951**

**TABLEAU 106. Ménages de locataires non agricoles avec et sans chambreurs et loyer mensuel, provinces, régions rurales et urbaines, et cités de 30,000 et plus, 1951**

Households with and without lodgers Ménages avec et sans chambreurs	Total	Monthly rent Loyer mensuel									
		No rent paid — Aucun loyer payé	\$1-14	\$15-19	\$20-24	\$25-29	\$30-39	\$40-49	\$50-59	\$60-69	\$70+
<b>CANADA</b>											
All households — Tous ménages .....	1, 110, 960	59, 675	87, 705	97, 330	125, 840	137, 540	205, 360	140, 285	94, 340	65, 835	97, 050
Households with lodgers — Ménages avec chambreurs ....	116, 470	4, 665	4, 665	6, 370	10, 075	12, 970	22, 750	17, 295	12, 990	9, 505	15, 185
Households without lodgers — Ménages sans chambreurs	994, 490	55, 010	83, 040	90, 960	115, 765	124, 570	182, 610	122, 990	81, 350	56, 330	81, 865
<b>Rural — Régions rurales</b>											
All households — Tous ménages .....	165, 955	35, 285	47, 715	23, 090	17, 515	13, 865	13, 885	7, 665	3, 440	1, 740	1, 755
Households with lodgers — Ménages avec chambreurs ....	8, 300	2, 025	2, 020	930	990	785	770	455	170	--	--
Households without lodgers — Ménages sans chambreurs	157, 655	33, 260	45, 695	22, 160	16, 525	13, 080	13, 115	7, 210	3, 270	1, 670	1, 670
<b>Urban — Régions urbaines</b>											
All households — Tous ménages .....	945, 005	24, 390	39, 990	74, 240	108, 325	123, 675	191, 475	132, 620	90, 900	64, 095	95, 295
Households with lodgers — Ménages avec chambreurs ....	108, 170	2, 640	2, 645	5, 440	9, 085	12, 185	21, 980	16, 840	12, 820	9, 435	15, 100
Households without lodgers — Ménages sans chambreurs	836, 835	21, 750	37, 345	68, 800	99, 240	111, 490	169, 495	115, 780	78, 080	54, 660	80, 195
<b>NEWFOUNDLAND</b>											
All households — Tous ménages .....	9, 340	1, 510	1, 890	1, 090	1, 130	930	1, 160	605	405	150	470
Households with lodgers — Ménages avec chambreurs ....	845	--	120	--	120	110	--	--	--	--	--
Households without lodgers — Ménages sans chambreurs	8, 495	1, 415	1, 770	1, 005	1, 010	820	1, 075	545	335	140	380
<b>Rural — Régions rurales</b>											
All households — Tous ménages .....	1, 745	730	425	135	145	--	--	--	--	--	--
Households with lodgers — Ménages avec chambreurs ....	105	--	--	--	--	--	--	--	--	--	--
Households without lodgers — Ménages sans chambreurs	1, 640	680	405	135	140	--	--	--	--	--	--
<b>Urban — Régions urbaines</b>											
All households — Tous ménages .....	7, 595	780	1, 465	955	985	850	1, 070	525	390	145	430
Households with lodgers — Ménages avec chambreurs ....	740	--	100	--	115	110	--	--	--	--	--
Households without lodgers — Ménages sans chambreurs	6, 855	735	1, 365	870	870	740	990	465	330	135	355
<b>St. John's</b>											
All households — Tous ménages .....	4, 050	350	470	440	490	595	780	350	180	105	290
Households with lodgers — Ménages avec chambreurs ....	415	--	--	--	--	--	--	--	--	--	--
Households without lodgers — Ménages sans chambreurs	3, 635	335	440	410	430	520	720	305	145	--	235
<b>PRINCE EDWARD ISLAND</b>											
All households — Tous ménages .....	3, 780	405	445	305	415	370	515	605	320	275	125
Households with lodgers — Ménages avec chambreurs ....	545	--	--	--	--	--	120	--	--	--	--
Households without lodgers — Ménages sans chambreurs	3, 235	350	410	270	340	305	395	530	280	250	105
<b>Rural — Régions rurales</b>											
All households — Tous ménages .....	1, 185	305	280	--	--	--	--	160	--	--	--
Households with lodgers — Ménages avec chambreurs ....	--	--	--	--	--	--	--	--	--	--	--
Households without lodgers — Ménages sans chambreurs	1, 145	290	270	--	--	--	--	160	--	--	--
<b>Urban — Régions urbaines</b>											
All households — Tous ménages .....	2, 595	100	165	250	345	315	435	445	270	180	--
Households with lodgers — Ménages avec chambreurs ....	505	--	--	--	--	--	120	--	--	--	--
Households without lodgers — Ménages sans chambreurs	2, 090	--	140	215	280	255	315	370	230	155	--
<b>NOVA SCOTIA</b>											
All households — Tous ménages .....	34, 180	3, 265	5, 545	3, 865	4, 460	3, 500	4, 615	3, 310	2, 180	1, 545	1, 895
Households with lodgers — Ménages avec chambreurs ....	3, 780	225	385	345	385	395	630	520	335	210	350
Households without lodgers — Ménages sans chambreurs	30, 400	3, 040	5, 160	3, 520	4, 075	3, 105	3, 985	2, 790	1, 845	1, 335	1, 545

TABLE 106. Tenant non-farm households with and without lodgers showing monthly rent, for provinces, rural, urban, and cities of 30,000 population and over, 1951 - Continued

TABLEAU 106. Ménages de locataires non agricoles avec et sans chambreurs et loyer mensuel, provinces, régions rurales et urbaines, et cités de 30,000 et plus, 1951 - suite

Households with and without lodgers Ménages avec et sans chambreurs	Total	Monthly rent Loyer mensuel									
		No rent paid - Aucun loyer payé	\$1-14	\$15-19	\$20-24	\$25-29	\$30-39	\$40-49	\$50-59	\$60-69	\$70+
<b>NOVA SCOTIA - Con. - fin</b>											
<b>Rural - Régions rurales</b>											
All households - Tous ménages .....	6,855	1,905	2,215	830	670	405	310	210	145	--	--
Households with lodgers - Ménages avec chambreurs ....	395	100	140	--	--	--	--	--	--	--	--
Households without lodgers - Ménages sans chambreurs	6,460	1,805	2,075	785	630	390	265	205	145	--	--
<b>Urban - Régions urbaines</b>											
All households - Tous ménages .....	27,325	1,360	3,330	3,035	3,790	3,095	4,305	3,100	2,035	1,470	1,805
Households with lodgers - Ménages avec chambreurs ....	3,385	125	245	300	345	380	585	515	335	210	345
Households without lodgers - Ménages sans chambreurs	23,940	1,235	3,085	2,735	3,445	2,715	3,720	2,585	1,700	1,260	1,460
<b>Halifax</b>											
All households - Tous ménages .....	9,925	250	440	670	1,030	1,310	1,760	1,245	965	810	1,445
Households with lodgers - Ménages avec chambreurs ....	1,735	--	--	--	145	160	305	300	210	160	290
Households without lodgers - Ménages sans chambreurs	8,190	210	400	585	885	1,150	1,455	945	755	650	1,155
<b>Sydney</b>											
All households - Tous ménages .....	1,975	--	115	220	360	280	290	235	170	165	--
Households with lodgers - Ménages avec chambreurs ....	360	--	--	--	--	--	--	--	--	--	--
Households without lodgers - Ménages sans chambreurs	1,615	--	100	200	310	240	215	170	130	150	--
<b>NEW BRUNSWICK</b>											
All households - Tous ménages .....	31,715	2,310	5,220	4,260	4,240	3,895	4,760	3,435	1,825	1,070	700
Households with lodgers - Ménages avec chambreurs ....	3,145	175	355	370	370	390	525	345	315	170	130
Households without lodgers - Ménages sans chambreurs	28,570	2,135	4,865	3,890	3,870	3,505	4,235	3,090	1,510	900	570
<b>Rural - Régions rurales</b>											
All households - Tous ménages .....	6,510	1,560	2,575	835	555	420	240	205	--	--	--
Households with lodgers - Ménages avec chambreurs ....	335	--	125	--	--	--	--	--	--	--	--
Households without lodgers - Ménages sans chambreurs	6,175	1,465	2,450	780	535	405	235	185	--	--	--
<b>Urban - Régions urbaines</b>											
All households - Tous ménages .....	25,205	750	2,645	3,425	3,685	3,475	4,520	3,230	1,770	1,025	680
Households with lodgers - Ménages avec chambreurs ....	2,810	--	230	315	350	375	520	325	315	170	130
Households without lodgers - Ménages sans chambreurs	22,395	670	2,415	3,110	3,335	3,100	4,000	2,905	1,455	855	550
<b>Saint John</b>											
All households - Tous ménages .....	10,270	105	1,085	1,830	1,640	1,635	1,615	1,045	685	405	225
Households with lodgers - Ménages avec chambreurs ....	1,245	--	115	175	200	185	205	--	120	--	--
Households without lodgers - Ménages sans chambreurs	9,025	--	970	1,655	1,440	1,450	1,410	960	565	315	175
<b>QUÉBEC</b>											
All households - Tous ménages .....	436,995	12,220	24,815	45,380	63,965	65,275	82,455	45,825	32,220	24,445	40,395
Households with lodgers - Ménages avec chambreurs ....	45,780	930	1,220	3,050	5,185	6,510	9,365	6,000	4,380	3,695	5,445
Households without lodgers - Ménages sans chambreurs	391,215	11,290	23,595	42,330	58,780	58,765	73,090	39,825	27,840	20,750	34,950
<b>Rural - Régions rurales</b>											
All households - Tous ménages .....	35,545	5,995	11,005	6,175	4,400	3,235	2,870	980	500	175	210
Households with lodgers - Ménages avec chambreurs ....	1,555	280	375	195	265	180	150	--	--	--	--
Households without lodgers - Ménages sans chambreurs	33,990	5,715	10,630	5,980	4,135	3,055	2,720	920	470	160	205
<b>Urban - Régions urbaines</b>											
All households - Tous ménages .....	401,450	6,225	13,810	39,205	59,565	62,040	79,585	44,845	31,720	24,270	40,185
Households with lodgers - Ménages avec chambreurs ....	44,225	650	845	2,855	4,920	6,330	9,215	5,940	4,350	3,680	5,440
Households without lodgers - Ménages sans chambreurs	357,225	5,575	12,965	36,350	54,645	55,710	70,370	38,905	27,370	20,590	34,745

**TABLE 106. Tenant non-farm households with and without lodgers showing monthly rent, for provinces, rural, urban, and cities of 30,000 population and over, 1951 - Continued**

**TABLEAU 106. Ménages de locataires non agricoles avec et sans chambreurs et loyer mensuel, provinces, régions rurales et urbaines, et cités de 30,000 et plus, 1951 - suite**

Households with and without lodgers Ménages avec et sans chambreurs	Total	Monthly rent Loyer mensuel									
		No rent paid — Aucun loyer payé	\$1-14	\$15-19	\$20-24	\$25-29	\$30-39	\$40-49	\$50-59	\$60-69	\$70+
<b>QUÉBEC—Con.—fin</b>											
<b>Hull</b>											
All households — Tous ménages .....	5, 150	125	245	700	905	725	1, 095	540	330	235	250
Households with lodgers — Ménages avec chambreurs .....	515	--	--	--	--	--	115	--	--	--	--
Households without lodgers — Ménages sans chambreurs .....	4, 635	100	240	660	835	645	980	500	245	210	220
<b>Montréal</b>											
All households — Tous ménages .....	204, 235	1, 660	3, 980	16, 950	28, 830	29, 600	36, 770	22, 705	19, 285	16, 005	28, 450
Households with lodgers — Ménages avec chambreurs .....	27, 795	200	335	1, 605	2, 925	3, 820	5, 605	3, 800	2, 860	2, 615	4, 030
Households without lodgers — Ménages sans chambreurs .....	176, 440	1, 460	3, 645	15, 345	25, 905	25, 780	31, 165	18, 905	16, 425	13, 390	24, 420
<b>Outremont</b>											
All households — Tous ménages .....	5, 040	130	--	--	--	--	305	700	795	910	2, 045
Households with lodgers — Ménages avec chambreurs .....	730	--	--	--	--	--	--	100	125	125	295
Households without lodgers — Ménages sans chambreurs .....	4, 310	110	--	--	--	--	265	600	670	785	1, 750
<b>Québec</b>											
All households — Tous ménages .....	26, 425	230	565	2, 230	3, 365	3, 840	5, 775	3, 570	2, 505	1, 875	2, 470
Households with lodgers — Ménages avec chambreurs .....	2, 285	--	--	130	230	275	485	315	230	245	295
Households without lodgers — Ménages sans chambreurs .....	24, 140	195	520	2, 100	3, 135	3, 565	5, 290	3, 255	2, 275	1, 630	2, 175
<b>Sherbrooke</b>											
All households — Tous ménages .....	7, 760	145	260	725	1, 075	1, 335	1, 955	1, 175	605	270	215
Households with lodgers — Ménages avec chambreurs .....	755	--	--	--	--	115	200	135	120	--	--
Households without lodgers — Ménages sans chambreurs .....	7, 005	140	245	680	1, 000	1, 220	1, 755	1, 040	485	235	205
<b>Trois-Rivières</b>											
All households — Tous ménages .....	6, 860	--	245	1, 030	1, 470	1, 345	1, 555	530	330	205	--
Households with lodgers — Ménages avec chambreurs .....	450	--	--	--	--	--	105	--	--	--	--
Households without lodgers — Ménages sans chambreurs .....	6, 410	--	225	965	1, 415	1, 255	1, 450	490	285	180	--
<b>Verdun</b>											
All households — Tous ménages .....	16, 675	--	--	840	2, 765	3, 790	4, 460	2, 060	1, 305	1, 045	280
Households with lodgers — Ménages avec chambreurs .....	1, 175	--	--	--	155	225	285	195	105	130	--
Households without lodgers — Ménages sans chambreurs .....	15, 500	--	--	805	2, 610	3, 565	4, 175	1, 865	1, 200	915	240
<b>ONTARIO</b>											
All households — Tous ménages .....	340, 875	17, 550	21, 945	21, 425	28, 195	36, 920	63, 910	52, 485	35, 765	25, 040	37, 640
Households with lodgers — Ménages avec chambreurs .....	40, 980	1, 555	1, 175	1, 395	2, 500	3, 595	8, 085	7, 170	5, 255	3, 705	6, 545
Households without lodgers — Ménages sans chambreurs .....	299, 895	15, 995	20, 770	20, 030	25, 695	33, 325	55, 825	45, 315	30, 510	21, 335	31, 095
<b>Rural — Régions rurales</b>											
All households — Tous ménages .....	49, 925	9, 200	12, 240	6, 045	5, 310	4, 900	5, 235	3, 540	1, 650	875	930
Households with lodgers — Ménages avec chambreurs .....	2, 500	560	525	225	260	315	290	185	--	--	--
Households without lodgers — Ménages sans chambreurs .....	47, 425	8, 640	11, 715	5, 820	5, 050	4, 585	4, 945	3, 355	1, 565	855	895
<b>Urban — Régions urbaines</b>											
All households — Tous ménages .....	290, 950	8, 350	9, 705	15, 380	22, 885	32, 020	58, 675	48, 945	34, 115	24, 165	36, 710
Households with lodgers — Ménages avec chambreurs .....	38, 480	995	650	1, 170	2, 240	3, 280	7, 795	6, 985	5, 170	3, 685	6, 510
Households without lodgers — Ménages sans chambreurs .....	252, 470	7, 355	9, 055	14, 210	20, 645	28, 740	50, 880	41, 960	28, 945	20, 480	30, 200
<b>Brantford</b>											
All households — Tous ménages .....	3, 965	--	100	225	490	600	1, 070	515	395	270	210
Households with lodgers — Ménages avec chambreurs .....	365	--	--	--	--	--	--	--	--	--	--
Households without lodgers — Ménages sans chambreurs .....	3, 600	--	--	220	445	545	990	460	375	210	180



TABLE 106. Tenant non-farm households with and without lodgers showing monthly rent, for provinces, rural, urban, and cities of 30,000 population and over, 1951 - Continued

TABLEAU 106. Ménages de locataires non agricoles avec et sans chambreurs et loyer mensuel, provinces, régions rurales et urbaines, et cités de 30,000 et plus, 1951 - suite

Households with and without lodgers Ménages avec et sans chambreurs	Total	Monthly rent Loyer mensuel									
		No rent paid - Aucun loyer payé	\$1-14	\$15-19	\$20-24	\$25-29	\$30-39	\$40-49	\$50-59	\$60-69	70+
<b>ONTARIO—Con.— uite</b>											
<b>Fort William</b>											
All households — Tous ménages .....	2,625	--	--	125	215	455	660	455	345	160	--
Households with lodgers — Ménages avec chambreurs ....	175	--	--	--	--	--	--	--	--	--	--
Households without lodgers — Ménages sans chambreurs	2,450	--	--	120	195	420	615	430	305	160	--
<b>Hamilton</b>											
All households — Tous ménages .....	19,245	310	215	725	1,335	2,220	4,085	3,985	2,610	1,780	1,980
Households with lodgers — Ménages avec chambreurs ....	2,240	--	--	--	170	220	480	465	305	190	320
Households without lodgers — Ménages sans chambreurs	17,005	285	205	670	1,165	2,000	3,605	3,520	2,305	1,590	1,660
<b>Kingston</b>											
All households — Tous ménages .....	4,595	280	--	290	440	560	720	705	635	345	545
Households with lodgers — Ménages avec chambreurs ....	740	--	--	--	100	--	150	130	--	--	--
Households without lodgers — Ménages sans chambreurs	3,855	230	--	255	340	485	570	575	575	295	460
<b>Kitchener</b>											
All households — Tous ménages .....	4,070	--	100	120	180	370	1,030	910	475	425	370
Households with lodgers — Ménages avec chambreurs ....	460	--	--	--	--	--	135	105	--	--	--
Households without lodgers — Ménages sans chambreurs	3,610	--	--	100	170	330	895	805	455	370	305
<b>London</b>											
All households — Tous ménages .....	10,490	200	195	390	760	820	1,710	1,925	1,565	1,465	1,460
Households with lodgers — Ménages avec chambreurs ....	1,340	--	--	--	--	120	220	265	185	195	235
Households without lodgers — Ménages sans chambreurs	9,150	180	165	375	705	700	1,490	1,660	1,380	1,270	1,225
<b>Oshawa</b>											
All households — Tous ménages .....	2,950	--	--	190	275	315	635	585	430	215	165
Households with lodgers — Ménages avec chambreurs ....	360	--	--	--	--	--	--	--	--	--	--
Households without lodgers — Ménages sans chambreurs	2,590	--	--	155	255	275	570	530	365	185	130
<b>Ottawa</b>											
All households — Tous ménages .....	27,650	560	270	780	1,290	2,145	5,200	4,715	4,115	2,940	5,635
Households with lodgers — Ménages avec chambreurs ....	4,490	--	--	--	145	260	945	905	750	480	860
Households without lodgers — Ménages sans chambreurs	23,160	500	235	730	1,145	1,885	4,255	3,810	3,365	2,460	4,775
<b>Peterborough</b>											
All households — Tous ménages .....	3,650	--	105	250	335	520	1,110	575	355	200	125
Households with lodgers — Ménages avec chambreurs ....	530	--	--	--	--	--	200	--	--	--	--
Households without lodgers — Ménages sans chambreurs	3,120	--	--	240	290	440	910	510	315	150	115
<b>Port Arthur</b>											
All households — Tous Ménages .....	2,150	--	--	110	210	225	565	435	250	125	100
Households with lodgers — Ménages avec chambreurs ....	155	--	--	--	--	--	--	--	--	--	--
Households without lodgers — Ménages sans chambreurs	1,995	--	--	105	190	215	540	380	240	105	--
<b>St. Catharines</b>											
All households — Tous ménages .....	3,785	--	--	100	175	680	890	690	555	355	250
Households with lodgers — Ménages avec chambreurs ....	395	--	--	--	--	--	--	100	--	--	--
Households without lodgers — Ménages sans chambreurs	3,390	--	--	--	160	630	805	590	510	285	240
<b>Sarnia</b>											
All households — Tous ménages .....	2,760	120	--	--	105	295	750	490	345	280	240
Households with lodgers — Ménages avec chambreurs ....	325	--	--	--	--	--	--	--	--	--	--
Households without lodgers — Ménages sans chambreurs	2,435	--	--	--	100	265	665	445	295	255	195
<b>Sault Ste. Marie</b>											
All households — Tous ménages .....	2,510	--	--	155	200	335	565	555	300	180	115
Households with lodgers — Ménages avec chambreurs ....	270	--	--	--	--	--	--	--	--	--	--
Households without lodgers — Ménages sans chambreurs	2,240	--	--	140	170	315	490	515	260	160	100

**TABLE 106. Tenant non-farm households with and without lodgers showing monthly rent, for provinces, rural, urban, and cities of 30,000 population and over, 1951 - Continued**

**TABLEAU 106. Ménages de locataires non agricoles avec et sans chambreurs et loyer mensuel, provinces, régions rurales et urbaines, et cités de 30,000 et plus, 1951 - suite**

Households with and without lodgers Ménages avec et sans chambreurs	Total	Monthly rent Loyer mensuel									
		No rent paid — Aucun loyer payé	\$1-14	\$15-19	\$20-24	\$25-29	\$30-39	\$40-49	\$50-59	\$60-69	\$70+
<b>ONTARIO - Con. - fin</b>											
<b>Sudbury</b>											
All households - Tous ménages .....	5,015	100	--	--	280	405	930	925	900	660	725
Households with lodgers - Ménages avec chambreurs ....	875	--	--	--	--	--	--	165	180	140	195
Households without lodgers - Ménages sans chambreurs	4,140	--	--	--	265	350	835	760	720	520	530
<b>Toronto</b>											
All households - Tous ménages .....	59,375	1,160	200	870	2,265	3,880	8,740	11,180	9,460	7,595	14,025
Households with lodgers - Ménages avec chambreurs ....	13,560	280	--	140	415	815	2,245	2,460	2,140	1,580	3,450
Households without lodgers - Ménages sans chambreurs	45,815	880	165	730	1,850	3,065	6,495	8,720	7,320	6,015	10,575
<b>Windsor</b>											
All households - Tous ménages .....	14,510	295	150	390	920	2,030	4,060	3,030	1,900	1,030	705
Households with lodgers - Ménages avec chambreurs ....	1,510	--	--	--	--	150	420	305	200	155	115
Households without lodgers - Ménages sans chambreurs	13,000	230	145	365	850	1,880	3,640	2,725	1,700	875	590
<b>MANITOBA</b>											
All households - Tous ménages .....	52,400	3,625	4,350	3,810	5,055	5,355	10,125	7,845	5,265	3,515	3,455
Households with lodgers - Ménages avec chambreurs ....	4,895	255	250	180	305	355	880	800	715	510	645
Households without lodgers - Ménages sans chambreurs	47,505	3,370	4,100	3,630	4,750	5,000	9,245	7,045	4,550	3,005	2,810
<b>Rural - Régions rurales</b>											
All households - Tous ménages .....	8,670	2,160	2,750	1,095	730	420	395	600	275	150	--
Households with lodgers - Ménages avec chambreurs ....	495	105	160	--	--	--	--	--	--	--	--
Households without lodgers - Ménages sans chambreurs	8,175	2,055	2,590	1,045	665	390	370	555	270	140	--
<b>Urban - Régions urbaines</b>											
All households - Tous ménages .....	43,730	1,465	1,600	2,715	4,325	4,935	9,730	7,245	4,990	3,365	3,360
Households with lodgers - Ménages avec chambreurs ....	4,400	150	--	130	240	325	855	755	710	500	645
Households without lodgers - Ménages sans chambreurs	39,330	1,315	1,510	2,585	4,085	4,610	8,875	6,490	4,280	2,865	2,715
<b>Winnipeg</b>											
All households - Tous ménages .....	30,350	710	705	1,750	2,925	3,085	6,275	5,540	4,075	2,610	2,675
Households with lodgers - Ménages avec chambreurs ....	3,555	--	--	--	175	235	685	650	635	400	580
Households without lodgers - Ménages sans chambreurs	26,795	640	665	1,665	2,750	2,850	5,590	4,890	3,440	2,210	2,095
<b>SASKATCHEWAN</b>											
All households - Tous ménages .....	41,925	5,095	7,770	5,115	4,215	4,295	7,590	4,075	2,220	880	670
Households with lodgers - Ménages avec chambreurs ....	3,240	350	370	270	325	265	725	400	325	115	--
Households without lodgers - Ménages sans chambreurs	38,685	4,745	7,400	4,845	3,890	4,030	6,865	3,675	1,895	765	575
<b>Rural - Régions rurales</b>											
All households - Tous ménages .....	15,605	4,100	5,875	2,470	1,440	805	680	130	--	--	--
Households with lodgers - Ménages avec chambreurs ....	880	225	260	120	130	--	--	--	--	--	--
Households without lodgers - Ménages sans chambreurs	14,725	3,875	5,615	2,350	1,310	755	625	110	--	--	--
<b>Urban - Régions urbaines</b>											
All households - Tous ménages .....	26,320	995	1,895	2,645	2,775	3,490	6,910	3,945	2,160	850	655
Households with lodgers - Ménages avec chambreurs ....	2,360	125	110	150	195	215	670	380	310	110	--
Households without lodgers - Ménages sans chambreurs	23,960	870	1,785	2,495	2,580	3,275	6,240	3,565	1,850	740	560
<b>Regina</b>											
All households - Tous ménages .....	8,100	130	330	750	685	985	2,335	1,355	815	370	345
Households with lodgers - Ménages avec chambreurs ....	805	--	--	--	--	--	200	150	140	--	--
Households without lodgers - Ménages sans chambreurs	7,295	120	300	705	625	930	2,135	1,205	675	325	275

**TABLE 106. Tenant non-farm households with and without lodgers showing monthly rent, for provinces, rural, urban, and cities of 30,000 population and over, 1951 - Concluded**

**TABLEAU 106. Ménages de locataires non agricoles avec et sans chambreurs et loyer mensuel, provinces, régions rurales et urbaines, et cités de 30,000 et plus, 1951 - fin**

Households with and without lodgers Ménages avec et sans chambreurs	Total	Monthly rent Loyer mensuel									
		No rent paid - Aucun loyer payé	\$1-14	\$15-19	\$20-24	\$25-29	\$30-39	\$40-49	\$50-59	\$60-69	\$70+
<b>SASKATCHEWAN - Con.-fin</b>											
<b>Saskatoon</b>											
All households - Tous ménages .....	5,395	150	335	375	595	665	1,365	880	580	250	200
Households with lodgers - Ménages avec chambreurs .....	605	--	--	--	--	195	195	--	--	--	--
Households without lodgers - Ménages sans chambreurs .....	4,790	135	300	350	550	610	1,170	790	490	215	180
<b>ALBERTA</b>											
All households - Tous ménages .....	60,420	4,975	6,310	5,405	5,575	6,115	11,490	7,275	5,115	3,240	4,920
Households with lodgers - Ménages avec chambreurs .....	5,265	325	305	335	345	425	910	675	585	420	940
Households without lodgers - Ménages sans chambreurs .....	55,155	4,650	6,005	5,070	5,230	5,690	10,580	6,600	4,530	2,820	3,980
<b>Rural - Régions rurales</b>											
All households - Tous ménages .....	13,750	3,355	4,285	2,235	1,220	1,010	1,020	405	110	--	--
Households with lodgers - Ménages avec chambreurs .....	765	210	175	160	--	--	--	--	--	--	--
Households without lodgers - Ménages sans chambreurs .....	12,985	3,145	4,110	2,075	1,155	975	955	365	110	--	--
<b>Urban - Régions urbaines</b>											
All households - Tous ménages .....	46,670	1,620	2,025	3,170	4,355	5,105	10,470	6,870	5,005	3,165	4,885
Households with lodgers - Ménages avec chambreurs .....	4,500	115	130	175	280	390	845	635	585	410	935
Households without lodgers - Ménages sans chambreurs .....	42,170	1,505	1,895	2,995	4,075	4,715	9,625	6,235	4,420	2,755	3,950
<b>Calgary</b>											
All households - Tous ménages .....	15,460	370	480	1,060	1,500	1,690	3,170	2,320	1,865	1,150	1,855
Households with lodgers - Ménages avec chambreurs .....	1,430	--	--	--	105	145	220	235	200	120	300
Households without lodgers - Ménages sans chambreurs .....	14,030	330	450	1,025	1,395	1,545	2,950	2,085	1,665	1,030	1,555
<b>Edmonton</b>											
All households - Tous ménages .....	16,585	255	395	740	1,245	1,595	3,785	2,475	1,950	1,520	2,625
Households with lodgers - Ménages avec chambreurs .....	1,825	--	--	--	--	120	355	225	215	245	510
Households without lodgers - Ménages sans chambreurs .....	14,760	255	350	700	1,175	1,475	3,430	2,250	1,735	1,275	2,115
<b>BRITISH COLUMBIA</b>											
All households - Tous ménages .....	99,330	8,720	9,415	6,675	8,590	10,885	18,740	14,825	9,025	5,675	6,780
Households with lodgers - Ménages avec chambreurs .....	7,995	700	450	305	465	860	1,425	1,250	970	645	925
Households without lodgers - Ménages sans chambreurs .....	91,335	8,020	8,965	6,370	8,125	10,025	17,315	13,575	8,055	5,030	5,855
<b>Rural - Régions rurales</b>											
All households - Tous ménages .....	26,165	5,975	6,065	3,215	2,975	2,535	2,965	1,355	580	215	285
Households with lodgers - Ménages avec chambreurs .....	1,230	385	230	--	130	140	130	--	--	--	--
Households without lodgers - Ménages sans chambreurs .....	24,935	5,590	5,835	3,135	2,845	2,395	2,835	1,275	555	205	285
<b>Urban - Régions urbaines</b>											
All households - Tous ménages .....	73,165	2,745	3,350	3,460	5,615	8,350	15,775	13,470	8,445	5,460	6,495
Households with lodgers - Ménages avec chambreurs .....	6,765	315	220	225	335	720	1,295	1,170	945	635	905
Households without lodgers - Ménages sans chambreurs .....	66,400	2,430	3,130	3,235	5,280	7,630	14,480	12,300	7,500	4,825	5,590
<b>Vancouver</b>											
All households - Tous ménages .....	37,435	975	1,365	1,365	2,350	3,545	7,510	7,465	4,970	3,435	4,455
Households with lodgers - Ménages avec chambreurs .....	4,350	150	--	115	195	415	810	780	640	485	680
Households without lodgers - Ménages sans chambreurs .....	33,085	825	1,285	1,250	2,155	3,130	6,700	6,685	4,330	2,950	3,775
<b>Victoria</b>											
All households - Tous ménages .....	6,595	140	145	190	475	665	1,480	1,300	905	555	740
Households with lodgers - Ménages avec chambreurs .....	525	--	--	--	--	--	--	--	--	--	--
Households without lodgers - Ménages sans chambreurs .....	6,070	105	130	175	450	600	1,395	1,215	820	515	665

**TABLE 107. Owner non-farm households with and without lodgers showing the number with and without mortgages, for provinces, rural, urban, and cities of 30,000 population and over, 1951**

**TABLEAU 107. Ménages de propriétaires non agricoles avec et sans chambreurs et nombre de ménages hypothéqués et non hypothéqués, provinces, régions rurales et urbaines, et cités de 30,000 et plus, 1951**

Households with and without lodgers Ménages avec et sans chambreurs	Total	Households reporting: Ménages:		
		No mortgage Non hypothéqués	First mortgage only Première hypothèque seulement	First and second mortgages Première et deuxième hypothèques
<b>CANADA</b>				
<b>All households - Tous ménages</b> .....	<b>1,654,045</b>	<b>1,137,040</b>	<b>478,740</b>	<b>38,265</b>
Households with lodgers - Ménages avec chambreurs .....	185,040	112,040	63,785	9,215
Households without lodgers - Ménages sans chambreurs .....	1,469,005	1,025,000	414,955	29,050
<b>Rural - Régions rurales</b>				
<b>All households - Tous ménages</b> .....	<b>458,520</b>	<b>399,055</b>	<b>57,620</b>	<b>1,845</b>
Households with lodgers - Ménages avec chambreurs .....	24,660	21,420	3,145	--
Households without lodgers - Ménages sans chambreurs .....	433,860	377,635	54,475	1,750
<b>Urban - Régions urbaines</b>				
<b>All households - Tous ménages</b> .....	<b>1,195,525</b>	<b>737,985</b>	<b>421,120</b>	<b>36,420</b>
Households with lodgers - Ménages avec chambreurs .....	160,380	90,620	60,640	9,120
Households without lodgers - Ménages sans chambreurs .....	1,035,145	647,365	360,480	27,300
<b>NEWFOUNDLAND</b>				
<b>All households - Tous ménages</b> .....	<b>58,125</b>	<b>56,155</b>	<b>1,920</b>	<b>--</b>
Households with lodgers - Ménages avec chambreurs .....	3,255	3,030	215	--
Households without lodgers - Ménages sans chambreurs .....	54,870	53,125	1,765	--
<b>Rural - Régions rurales</b>				
<b>All households - Tous ménages</b> .....	<b>36,610</b>	<b>36,560</b>	<b>--</b>	<b>--</b>
Households with lodgers - Ménages avec chambreurs .....	1,610	1,605	--	--
Households without lodgers - Ménages sans chambreurs .....	35,000	34,955	--	--
<b>Urban - Régions urbaines</b>				
<b>All households - Tous ménages</b> .....	<b>21,515</b>	<b>19,595</b>	<b>1,870</b>	<b>--</b>
Households with lodgers - Ménages avec chambreurs .....	1,645	1,425	210	--
Households without lodgers - Ménages sans chambreurs .....	19,870	18,170	1,660	--
<b>St. John's</b>				
<b>All households - Tous ménages</b> .....	<b>6,510</b>	<b>5,010</b>	<b>1,475</b>	<b>--</b>
Households with lodgers - Ménages avec chambreurs .....	655	480	170	--
Households without lodgers - Ménages sans chambreurs .....	5,855	4,530	1,305	--
<b>PRINCE EDWARD ISLAND</b>				
<b>All households - Tous ménages</b> .....	<b>7,975</b>	<b>6,220</b>	<b>1,735</b>	<b>--</b>
Households with lodgers - Ménages avec chambreurs .....	640	460	175	--
Households without lodgers - Ménages sans chambreurs .....	7,335	5,760	1,560	--
<b>Rural - Régions rurales</b>				
<b>All households - Tous ménages</b> .....	<b>5,045</b>	<b>4,160</b>	<b>875</b>	<b>--</b>
Households with lodgers - Ménages avec chambreurs .....	190	150	--	--
Households without lodgers - Ménages sans chambreurs .....	4,855	4,010	835	--
<b>Urban - Régions urbaines</b>				
<b>All households - Tous ménages</b> .....	<b>2,930</b>	<b>2,060</b>	<b>860</b>	<b>--</b>
Households with lodgers - Ménages avec chambreurs .....	450	310	135	--
Households without lodgers - Ménages sans chambreurs .....	2,480	1,750	725	--
<b>NOVA SCOTIA</b>				
<b>All households - Tous ménages</b> .....	<b>89,115</b>	<b>72,680</b>	<b>15,955</b>	<b>480</b>
Households with lodgers - Ménages avec chambreurs .....	9,000	6,475	2,410	115
Households without lodgers - Ménages sans chambreurs .....	80,115	66,205	13,545	365

**TABLE 107. Owner non-farm households with and without lodgers showing the number with and without mortgages, for provinces, rural, urban, and cities of 30,000 population and over, 1951 - Continued**

**TABLEAU 107. Ménages de propriétaires non agricoles avec et sans chambreurs et nombre de ménages hypothéqués et non hypothéqués, provinces, régions rurales et urbaines, et cités de 30,000 et plus, 1951 - suite**

Households with and without lodgers Ménages avec et sans chambreurs	Total	Households reporting: Ménages:		
		No mortgage Non hypothéqués	First mortgage only Première hypothèque seulement	First and second mortgages Première et deuxième hypothèques
<b>NOVA SCOTIA - Con.-fin</b>				
<b>Rural - Régions rurales</b>				
All households - Tous ménages .....	38,520	35,735	2,735	--
Households with lodgers - Ménages avec chambreurs .....	2,440	2,235	200	--
Households without lodgers - Ménages sans chambreurs .....	36,080	33,500	2,535	--
<b>Urban - Régions urbaines</b>				
All households - Tous ménages .....	50,595	36,945	13,220	430
Households with lodgers - Ménages avec chambreurs .....	6,560	4,240	2,210	110
Households without lodgers - Ménages sans chambreurs .....	44,035	32,705	11,010	320
<b>Halifax</b>				
All households - Tous ménages .....	8,785	4,050	4,595	140
Households with lodgers - Ménages avec chambreurs .....	1,930	835	1,045	--
Households without lodgers - Ménages sans chambreurs .....	6,855	3,215	3,550	--
<b>Sydney</b>				
All households - Tous ménages .....	4,350	2,890	1,420	--
Households with lodgers - Ménages avec chambreurs .....	835	540	285	--
Households without lodgers - Ménages sans chambreurs .....	3,515	2,350	1,135	--
<b>NEW BRUNSWICK</b>				
All households - Tous ménages .....	53,595	45,090	8,360	145
Households with lodgers - Ménages avec chambreurs .....	4,345	3,370	955	--
Households without lodgers - Ménages sans chambreurs .....	49,250	41,720	7,405	125
<b>Rural - Régions rurales</b>				
All households - Tous ménages .....	27,850	25,625	2,210	--
Households with lodgers - Ménages avec chambreurs .....	1,575	1,420	155	--
Households without lodgers - Ménages sans chambreurs .....	26,275	24,205	2,055	--
<b>Urban - Régions urbaines</b>				
All households - Tous ménages .....	25,745	19,465	6,150	130
Households with lodgers - Ménages avec chambreurs .....	2,770	1,950	800	--
Households without lodgers - Ménages sans chambreurs .....	22,975	17,515	5,350	110
<b>Saint John</b>				
All households - Tous ménages .....	2,845	2,285	540	--
Households with lodgers - Ménages avec chambreurs .....	315	250	--	--
Households without lodgers - Ménages sans chambreurs .....	2,530	2,035	480	--
<b>QUÉBEC</b>				
All households - Tous ménages .....	288,575	194,430	90,650	3,495
Households with lodgers - Ménages avec chambreurs .....	21,310	13,235	7,605	470
Households without lodgers - Ménages sans chambreurs .....	267,265	181,195	83,045	3,025
<b>Rural - Régions rurales</b>				
All households - Tous ménages .....	89,915	74,810	14,710	395
Households with lodgers - Ménages avec chambreurs .....	3,895	3,190	700	--
Households without lodgers - Ménages sans chambreurs .....	86,020	71,620	14,010	390
<b>Urban - Régions urbaines</b>				
All households - Tous ménages .....	198,660	119,620	75,940	3,100
Households with lodgers - Ménages avec chambreurs .....	17,415	10,045	6,905	465
Households without lodgers - Ménages sans chambreurs .....	181,245	109,575	69,035	2,635

**TABLE 107. Owner non-farm households with and without lodgers showing the number with and without mortgages, for provinces, rural, urban, and cities of 30,000 population and over, 1951 - Continued**

**TABLEAU 107. Ménages de propriétaires non agricoles avec et sans chambreurs et nombre de ménages hypothéqués et non hypothéqués, provinces, régions rurales et urbaines, et cités de 30,000 et plus, 1951 - suite**

Households with and without lodgers — Ménages avec et sans chambreurs	Total	Households reporting: — Ménages:		
		No mortgage — Non hypothéqués	First mortgage only — Première hypothèque seulement	First and second mortgages — Première et deuxième hypothèques
<b>QUÉBEC - Con.-fin</b>				
<b>Hull</b>				
All households - Tous ménages .....	4,160	2,925	1,215	--
Households with lodgers - Ménages avec chambreurs .....	485	330	140	--
Households without lodgers - Ménages sans chambreurs .....	3,675	2,595	1,075	--
<b>Montréal</b>				
All households - Tous ménages .....	43,000	20,230	21,400	1,370
Households with lodgers - Ménages avec chambreurs .....	4,790	2,270	2,300	220
Households without lodgers - Ménages sans chambreurs .....	38,210	17,960	19,100	1,150
<b>Outremont</b>				
All households - Tous ménages .....	2,375	1,535	805	--
Households with lodgers - Ménages avec chambreurs .....	140	--	--	--
Households without lodgers - Ménages sans chambreurs .....	2,235	1,460	745	--
<b>Québec</b>				
All households - Tous ménages .....	8,505	5,165	3,170	170
Households with lodgers - Ménages avec chambreurs .....	720	380	300	--
Households without lodgers - Ménages sans chambreurs .....	7,785	4,785	2,870	130
<b>Sherbrooke</b>				
All households - Tous ménages .....	3,725	1,935	1,750	--
Households with lodgers - Ménages avec chambreurs .....	300	135	160	--
Households without lodgers - Ménages sans chambreurs .....	3,425	1,800	1,590	--
<b>Trois-Rivières</b>				
All households - Tous ménages .....	2,665	1,610	1,025	--
Households with lodgers - Ménages avec chambreurs .....	220	150	--	--
Households without lodgers - Ménages sans chambreurs .....	2,445	1,460	965	--
<b>Verdun</b>				
All households - Tous ménages .....	3,130	1,415	1,645	--
Households with lodgers - Ménages avec chambreurs .....	250	120	125	--
Households without lodgers - Ménages sans chambreurs .....	2,880	1,295	1,520	--
<b>ONTARIO</b>				
All households - Tous ménages .....	668,625	400,670	238,090	29,865
Households with lodgers - Ménages avec chambreurs .....	101,875	53,680	40,165	8,030
Households without lodgers - Ménages sans chambreurs .....	566,750	346,990	197,925	21,835
<b>Rural - Régions rurales</b>				
All households - Tous ménages .....	123,990	96,735	26,130	1,125
Households with lodgers - Ménages avec chambreurs .....	7,410	5,830	1,495	--
Households without lodgers - Ménages sans chambreurs .....	116,580	90,905	24,635	1,040
<b>Urban - Régions urbaines</b>				
All households - Tous ménages .....	544,635	303,935	211,960	28,740
Households with lodgers - Ménages avec chambreurs .....	94,465	47,850	38,670	7,945
Households without lodgers - Ménages sans chambreurs .....	450,170	256,085	173,290	20,795
<b>Brantford</b>				
All households - Tous ménages .....	6,405	4,005	2,315	--
Households with lodgers - Ménages avec chambreurs .....	1,020	645	350	--
Households without lodgers - Ménages sans chambreurs .....	5,385	3,360	1,965	--

TABLE 107. Owner non-farm households with and without lodgers showing the number with and without mortgages, for provinces, rural, urban, and cities of 30,000 population and over, 1951 - Continued

TABLEAU 107. Ménages de propriétaires non agricoles avec et sans chambreurs et nombre de ménages hypothéqués et non hypothéqués, provinces, régions rurales et urbaines, et cités de 30,000 et plus, 1951 - suite

Households with and without lodgers Ménages avec et sans chambreurs	Total	Households reporting: Ménages:		
		No mortgage Non hypothéqués	First mortgage only Première hypothèque seulement	First and second mortgages Première et deuxième hypothèques
<b>ONTARIO—Con.—suite</b>				
<b>Fort William</b>				
All households — Tous ménages .....	6,675	4,845	1,740	--
Households with lodgers — Ménages avec chambreurs .....	830	610	205	--
Households without lodgers — Ménages sans chambreurs .....	5,845	4,235	1,535	--
<b>Hamilton</b>				
All households — Tous ménages .....	36,055	18,545	15,705	1,805
Households with lodgers — Ménages avec chambreurs .....	5,860	3,030	2,465	365
Households without lodgers — Ménages sans chambreurs .....	30,195	15,515	13,240	1,440
<b>Kingston</b>				
All households — Tous ménages .....	4,100	2,435	1,580	--
Households with lodgers — Ménages avec chambreurs .....	845	460	380	--
Households without lodgers — Ménages sans chambreurs .....	3,255	1,975	1,200	--
<b>Kitchener</b>				
All households — Tous ménages .....	7,485	3,980	3,285	220
Households with lodgers — Ménages avec chambreurs .....	1,545	820	655	--
Households without lodgers — Ménages sans chambreurs .....	5,940	3,160	2,630	150
<b>London</b>				
All households — Tous ménages .....	15,895	8,980	6,440	475
Households with lodgers — Ménages avec chambreurs .....	2,675	1,470	1,130	--
Households without lodgers — Ménages sans chambreurs .....	13,220	7,510	5,310	400
<b>Oshawa</b>				
All households — Tous ménages .....	8,150	4,815	3,155	180
Households with lodgers — Ménages avec chambreurs .....	1,250	725	500	--
Households without lodgers — Ménages sans chambreurs .....	6,900	4,090	2,655	155
<b>Ottawa</b>				
All households — Tous ménages .....	21,065	10,135	9,945	985
Households with lodgers — Ménages avec chambreurs .....	3,670	1,805	1,695	170
Households without lodgers — Ménages sans chambreurs .....	17,395	8,330	8,250	815
<b>Peterborough</b>				
All households — Tous ménages .....	6,370	3,245	2,875	250
Households with lodgers — Ménages avec chambreurs .....	1,060	550	465	--
Households without lodgers — Ménages sans chambreurs .....	5,310	2,695	2,410	205
<b>Port Arthur</b>				
All households — Tous ménages .....	6,275	4,215	2,010	--
Households with lodgers — Ménages avec chambreurs .....	705	525	175	--
Households without lodgers — Ménages sans chambreurs .....	5,570	3,690	1,835	--
<b>St. Catharines</b>				
All households — Tous ménages .....	6,590	3,905	2,500	185
Households with lodgers — Ménages avec chambreurs .....	920	570	325	--
Households without lodgers — Ménages sans chambreurs .....	5,670	3,335	2,175	160
<b>Samia</b>				
All households — Tous ménages .....	6,565	3,460	3,045	--
Households with lodgers — Ménages avec chambreurs .....	1,120	595	495	--
Households without lodgers — Ménages sans chambreurs .....	5,445	2,865	2,550	--
<b>Sault Ste. Marie</b>				
All households — Tous ménages .....	5,315	3,875	1,410	--
Households with lodgers — Ménages avec chambreurs .....	890	665	220	--
Households without lodgers — Ménages sans chambreurs .....	4,425	3,210	1,190	--

**TABLE 107. Owner non-farm households with and without lodgers showing the number with and without mortgages, for provinces, rural, urban, and cities of 30,000 population and over, 1951 - Continued**

**TABLEAU 107. Ménages de propriétaires non agricoles avec et sans chambreurs et nombre de ménages hypothéqués et non hypothéqués, provinces, régions rurales et urbaines, et cités de 30,000 et plus, 1951 - suite**

Households with and without lodgers Ménages avec et sans chambreurs	Total	Households reporting: Ménages:		
		No mortgage Non hypothéqués	First mortgage only Première hypothèque seulement	First and second mortgages Première et deuxième hypothèques
<b>ONTARIO - Con.-fin</b>				
<b>Sudbury</b>				
All households - Tous ménages .....	4,435	2,575	1,705	155
Households with lodgers - Ménages avec chambreurs .....	1,035	615	390	--
Households without lodgers - Ménages sans chambreurs .....	3,400	1,960	1,315	125
<b>Toronto</b>				
All households - Tous ménages .....	97,730	48,725	40,930	8,075
Households with lodgers - Ménages avec chambreurs .....	34,545	14,625	15,640	4,280
Households without lodgers - Ménages sans chambreurs .....	63,185	34,100	25,290	3,795
<b>Windsor</b>				
All households - Tous ménages .....	17,290	10,735	6,280	275
Households with lodgers - Ménages avec chambreurs .....	2,955	1,920	985	--
Households without lodgers - Ménages sans chambreurs .....	14,335	8,815	5,295	225
<b>MANITOBA</b>				
All households - Tous ménages .....	98,095	69,330	27,280	1,485
Households with lodgers - Ménages avec chambreurs .....	9,575	6,390	2,980	205
Households without lodgers - Ménages sans chambreurs .....	88,520	62,940	24,300	1,280
<b>Rural - Régions rurales</b>				
All households - Tous ménages .....	24,075	22,760	1,280	--
Households with lodgers - Ménages avec chambreurs .....	1,430	1,360	--	--
Households without lodgers - Ménages sans chambreurs .....	22,645	21,400	1,210	--
<b>Urban - Régions urbaines</b>				
All households - Tous ménages .....	74,020	46,570	26,000	1,450
Households with lodgers - Ménages avec chambreurs .....	8,145	5,030	2,910	205
Households without lodgers - Ménages sans chambreurs .....	65,875	41,540	23,090	1,245
<b>Winnipeg</b>				
All households - Tous ménages .....	34,280	20,785	12,750	745
Households with lodgers - Ménages avec chambreurs .....	5,285	3,135	1,980	170
Households without lodgers - Ménages sans chambreurs .....	28,995	17,650	10,770	575
<b>SASKATCHEWAN</b>				
All households - Tous ménages .....	79,425	70,520	8,795	110
Households with lodgers - Ménages avec chambreurs .....	7,755	6,505	1,245	--
Households without lodgers - Ménages sans chambreurs .....	71,670	64,015	7,550	105
<b>Rural - Régions rurales</b>				
All households - Tous ménages .....	36,175	34,960	1,175	--
Households with lodgers - Ménages avec chambreurs .....	2,160	2,040	120	--
Households without lodgers - Ménages sans chambreurs .....	34,015	32,920	1,055	--
<b>Urban - Régions urbaines</b>				
All households - Tous ménages .....	43,250	35,560	7,620	--
Households with lodgers - Ménages avec chambreurs .....	5,595	4,465	1,125	--
Households without lodgers - Ménages sans chambreurs .....	37,655	31,095	6,495	--
<b>Regina</b>				
All households - Tous ménages .....	11,045	8,025	2,975	--
Households with lodgers - Ménages avec chambreurs .....	1,745	1,310	430	--
Households without lodgers - Ménages sans chambreurs .....	9,300	6,715	2,545	--



**TABLE 107. Owner non-farm households with and without lodgers showing the number with and without mortgages, for provinces, rural, urban, and cities of 30,000 population and over, 1951 - Concluded**

**TABLEAU 107. Ménages de propriétaires non agricoles avec et sans chambreurs et nombre de ménages hypothéqués et non hypothéqués, provinces, régions rurales et urbaines, et cités de 30,000 et plus, 1951 - fin**

Households with and without lodgers Ménages avec et sans chambreurs	Total	Households reporting: Ménages:		
		No mortgage Non hypothéqués	First mortgage only Première hypothèque seulement	First and second mortgages Première et deuxième hypothèques
<b>SASKATCHEWAN - Con.-fin</b>				
<b>Saskatoon</b>				
All households - Tous ménages .....	9,585	7,130	2,440	--
Households with lodgers - Ménages avec chambreurs .....	1,285	890	395	--
Households without lodgers - Ménages sans chambreurs .....	8,300	6,240	2,045	--
<b>ALBERTA</b>				
All households - Tous ménages .....	104,270	79,095	24,830	345
Households with lodgers - Ménages avec chambreurs .....	10,580	7,720	2,825	--
Households without lodgers - Ménages sans chambreurs .....	93,690	71,375	22,005	310
<b>Rural - Régions rurales</b>				
All households - Tous ménages .....	26,480	25,145	1,325	--
Households with lodgers - Ménages avec chambreurs .....	1,725	1,600	125	--
Households without lodgers - Ménages sans chambreurs .....	24,755	23,545	1,200	--
<b>Urban - Régions urbaines</b>				
All households - Tous ménages .....	77,790	53,950	23,505	335
Households with lodgers - Ménages avec chambreurs .....	8,855	6,120	2,700	--
Households without lodgers - Ménages sans chambreurs .....	68,935	47,830	20,805	300
<b>Calgary</b>				
All households - Tous ménages .....	22,190	13,610	8,450	130
Households with lodgers - Ménages avec chambreurs .....	2,575	1,770	795	--
Households without lodgers - Ménages sans chambreurs .....	19,615	11,840	7,655	120
<b>Edmonton</b>				
All households - Tous ménages .....	26,150	15,515	10,490	145
Households with lodgers - Ménages avec chambreurs .....	3,615	2,125	1,465	--
Households without lodgers - Ménages sans chambreurs .....	22,535	13,390	9,025	120
<b>BRITISH COLUMBIA</b>				
All households - Tous ménages .....	206,245	142,850	61,125	2,270
Households with lodgers - Ménages avec chambreurs .....	16,705	11,175	5,210	320
Households without lodgers - Ménages sans chambreurs .....	189,540	131,675	55,915	1,950
<b>Rural - Régions rurales</b>				
All households - Tous ménages .....	49,860	42,565	7,130	165
Households with lodgers - Ménages avec chambreurs .....	2,225	1,990	235	--
Households without lodgers - Ménages sans chambreurs .....	47,635	40,575	6,895	165
<b>Urban - Régions urbaines</b>				
All households - Tous ménages .....	156,385	100,285	53,995	2,105
Households with lodgers - Ménages avec chambreurs .....	14,480	9,185	4,975	320
Households without lodgers - Ménages sans chambreurs .....	141,905	91,100	49,020	1,785
<b>Vancouver</b>				
All households - Tous ménages .....	63,870	37,980	24,620	1,270
Households with lodgers - Ménages avec chambreurs .....	7,645	4,415	3,000	230
Households without lodgers - Ménages sans chambreurs .....	56,225	33,565	21,620	1,040
<b>Victoria</b>				
All households - Tous ménages .....	9,190	5,775	3,205	210
Households with lodgers - Ménages avec chambreurs .....	1,335	880	425	--
Households without lodgers - Ménages sans chambreurs .....	7,855	4,895	2,780	180

**TABLE 108. Households with male heads by occupation group of household head and tenure, showing specified dwelling attributes, average number of persons per household, and number of crowded households, for provinces and cities of 100,000 population and over, 1951**

**TABLEAU 108. Ménages avec chefs masculins selon le groupe d'occupation du chef, le mode d'occupation et certains attributs du logement, moyenne de personnes par ménage et nombre de ménages encombrés, provinces et cités de 100,000 et plus, 1951**

Occupation group of household head and tenure Groupe d'occupation du chef de ménage et mode d'occupation du logement	Total	Type of dwelling Genre de logement			Dwellings in need of major repair Logements ayant besoin de réparations importantes	Average number of rooms per dwelling Moyenne de pièces par logement	Dwellings with: Logements pourvus de:		Average number of persons per household Moyenne de personnes par ménage	Number of crowded households Nombre de ménages encombrés
		Single detached Unique-maison seule	Single attached Unique-maison attenante	Apartments and flats Appartements et plain-pied			Running water Eau courante	Flush toilet (exclusive use) Toilettes avec chasse d'eau (usage exclusif)		
<b>CANADA</b>										
<b>All occupations<sup>1</sup> - Toutes occupations<sup>1</sup> .....</b>	<b>2, 657, 355</b>	<b>1, 800, 170</b>	<b>182, 125</b>	<b>667, 215</b>	<b>350, 240</b>	<b>5.4</b>	<b>1, 974, 900</b>	<b>1, 716, 030</b>	<b>4.3</b>	<b>563, 235</b>
Owner - Propriétaires .....	1, 729, 980	1, 483, 875	107, 700	133, 420	216, 070	5.8	1, 184, 180	1, 020, 635	4.4	335, 565
Tenant - Locataires .....	927, 375	316, 295	74, 425	533, 795	134, 170	4.6	790, 740	695, 395	4.0	227, 670
<b>Proprietary and managerial - Propriété et administration</b>	<b>321, 750</b>	<b>198, 650</b>	<b>25, 235</b>	<b>97, 045</b>	<b>17, 345</b>	<b>5.9</b>	<b>292, 600</b>	<b>277, 325</b>	<b>4.0</b>	<b>36, 030</b>
Owner - Propriétaires .....	219, 555	170, 845	17, 455	30, 680	9, 880	6.3	196, 245	185, 915	4.2	22, 275
Tenant - Locataires .....	102, 195	27, 805	7, 780	66, 365	7, 465	4.9	96, 355	91, 410	3.7	13, 755
<b>Professional - Professions</b>	<b>145, 365</b>	<b>89, 175</b>	<b>9, 835</b>	<b>46, 040</b>	<b>5, 620</b>	<b>5.9</b>	<b>137, 040</b>	<b>131, 800</b>	<b>3.7</b>	<b>10, 215</b>
Owner - Propriétaires .....	78, 455	66, 700	5, 245	6, 350	2, 075	6.6	75, 075	73, 075	4.0	4, 220
Tenant - Locataires .....	66, 910	22, 475	4, 590	39, 690	3, 545	5.0	61, 965	58, 725	3.4	5, 995
<b>Clerical - Bureaux</b>	<b>131, 930</b>	<b>69, 970</b>	<b>11, 060</b>	<b>50, 625</b>	<b>9, 655</b>	<b>5.1</b>	<b>123, 830</b>	<b>114, 495</b>	<b>3.9</b>	<b>19, 845</b>
Owner - Propriétaires .....	68, 675	55, 960	6, 260	6, 320	3, 680	5.6	63, 345	59, 420	4.0	7, 885
Tenant - Locataires .....	63, 255	14, 010	4, 800	44, 305	5, 975	4.5	60, 485	55, 075	3.7	11, 960
<b>Agricultural - Agriculture</b>	<b>534, 420</b>	<b>499, 515</b>	<b>20, 570</b>	<b>12, 955</b>	<b>116, 785</b>	<b>6.0</b>	<b>191, 600</b>	<b>121, 665</b>	<b>4.6</b>	<b>122, 570</b>
Owner - Propriétaires .....	472, 850	446, 310	17, 545	7, 840	101, 395	6.1	171, 945	109, 300	4.6	107, 885
Tenant - Locataires .....	61, 570	53, 205	3, 025	5, 115	15, 390	5.3	19, 655	12, 365	4.1	14, 685
<b>Fishing, trapping, and logging - Pêche, trappage et abatage</b>	<b>74, 105</b>	<b>65, 835</b>	<b>3, 440</b>	<b>4, 170</b>	<b>17, 300</b>	<b>4.9</b>	<b>24, 335</b>	<b>16, 390</b>	<b>4.8</b>	<b>28, 675</b>
Owner - Propriétaires .....	61, 030	56, 680	2, 555	1, 200	13, 335	5.0	17, 400	11, 530	5.0	23, 320
Tenant - Locataires .....	13, 075	9, 155	885	2, 970	3, 965	4.0	6, 935	4, 860	4.2	5, 355
<b>Mining and quarrying - Mines et carrières</b>	<b>42, 850</b>	<b>30, 180</b>	<b>3, 505</b>	<b>9, 045</b>	<b>6, 905</b>	<b>4.6</b>	<b>31, 420</b>	<b>22, 745</b>	<b>4.4</b>	<b>14, 500</b>
Owner - Propriétaires .....	25, 865	22, 135	1, 865	1, 760	3, 575	5.0	17, 775	12, 515	4.7	8, 215
Tenant - Locataires .....	16, 985	8, 045	1, 640	7, 285	3, 330	4.0	13, 645	10, 230	4.1	6, 285
<b>Manufacturing and mechanical<sup>2</sup> - Fabrication et mécanique<sup>2</sup></b>	<b>485, 015</b>	<b>288, 185</b>	<b>39, 875</b>	<b>155, 795</b>	<b>55, 020</b>	<b>5.1</b>	<b>426, 830</b>	<b>378, 990</b>	<b>4.3</b>	<b>112, 000</b>
Owner - Propriétaires .....	282, 820	231, 555	22, 555	28, 080	25, 310	5.5	241, 240	215, 730	4.4	54, 785
Tenant - Locataires .....	202, 195	56, 630	17, 320	127, 715	29, 710	4.5	185, 590	163, 260	4.1	57, 215
<b>Construction</b>	<b>203, 775</b>	<b>129, 555</b>	<b>14, 195</b>	<b>59, 350</b>	<b>26, 240</b>	<b>5.1</b>	<b>164, 495</b>	<b>142, 525</b>	<b>4.4</b>	<b>53, 375</b>
Owner - Propriétaires .....	129, 660	107, 165	7, 980	14, 140	13, 460	5.5	99, 740	87, 385	4.5	28, 895
Tenant - Locataires .....	74, 115	22, 390	6, 215	45, 210	12, 780	4.5	64, 755	55, 140	4.3	24, 480
<b>Transportation and communication - Transports et communications</b>	<b>243, 820</b>	<b>153, 685</b>	<b>17, 465</b>	<b>71, 810</b>	<b>33, 480</b>	<b>5.0</b>	<b>190, 290</b>	<b>164, 940</b>	<b>4.3</b>	<b>61, 275</b>
Owner - Propriétaires .....	134, 375	115, 210	8, 015	10, 690	14, 970	5.4	100, 410	87, 940	4.4	29, 135
Tenant - Locataires .....	109, 445	38, 475	9, 450	61, 120	18, 510	4.4	89, 880	77, 000	4.1	32, 140
<b>Commercial - Commerce</b>	<b>118, 900</b>	<b>65, 850</b>	<b>8, 785</b>	<b>44, 000</b>	<b>8, 300</b>	<b>5.2</b>	<b>106, 075</b>	<b>98, 470</b>	<b>3.9</b>	<b>17, 075</b>
Owner - Propriétaires .....	62, 005	50, 505	4, 855	6, 540	3, 220	5.7	55, 180	51, 775	4.1	7, 030
Tenant - Locataires .....	56, 895	15, 345	3, 930	37, 460	5, 080	4.5	50, 895	46, 695	3.7	10, 045
<b>Financial - Finance</b>	<b>25, 930</b>	<b>15, 095</b>	<b>1, 670</b>	<b>9, 115</b>	<b>975</b>	<b>5.8</b>	<b>25, 155</b>	<b>24, 175</b>	<b>3.8</b>	<b>2, 295</b>
Owner - Propriétaires .....	16, 315	13, 130	1, 045	2, 105	560	6.4	15, 710	15, 180	4.0	1, 075
Tenant - Locataires .....	9, 615	1, 965	625	7, 010	415	4.8	9, 445	8, 995	3.5	1, 220
<b>Service (other than professional) - Services (autres que professionnels)</b>	<b>149, 835</b>	<b>80, 660</b>	<b>14, 805</b>	<b>53, 785</b>	<b>16, 365</b>	<b>5.0</b>	<b>132, 590</b>	<b>118, 095</b>	<b>4.1</b>	<b>29, 625</b>
Owner - Propriétaires .....	73, 150	58, 130	6, 385	8, 350	6, 440	5.6	61, 580	55, 590	4.3	12, 515
Tenant - Locataires .....	76, 685	22, 530	8, 420	45, 435	9, 925	4.5	71, 010	62, 505	3.9	17, 110
<b>Labourers (not agricultural, fishing, logging, or mining) - Manœuvres (sauf l'agriculture, la pêche, l'abatage et les mines)</b>	<b>159, 310</b>	<b>101, 215</b>	<b>10, 410</b>	<b>47, 085</b>	<b>32, 020</b>	<b>4.8</b>	<b>113, 780</b>	<b>91, 835</b>	<b>4.5</b>	<b>50, 935</b>
Owner - Propriétaires .....	93, 190	79, 585	5, 145	8, 155	15, 785	5.2	60, 495	48, 585	4.6	25, 800
Tenant - Locataires .....	66, 120	21, 630	5, 265	38, 930	16, 235	4.2	53, 285	43, 250	4.3	25, 135
<b>NEWFOUNDLAND</b>										
<b>All occupations<sup>1</sup> - Toutes occupations<sup>1</sup> .....</b>	<b>54, 055</b>	<b>45, 200</b>	<b>5, 145</b>	<b>3, 635</b>	<b>4, 620</b>	<b>5.6</b>	<b>16, 830</b>	<b>13, 225</b>	<b>5.2</b>	<b>19, 025</b>
Owner - Propriétaires .....	45, 960	41, 995	3, 265	635	3, 580	5.7	11, 345	8, 870	5.3	15, 565
Tenant - Locataires .....	8, 095	3, 205	1, 880	3, 000	1, 040	4.8	5, 485	4, 355	4.9	3, 460
<b>Proprietary and managerial - Propriété et administration</b>	<b>4, 935</b>	<b>3, 840</b>	<b>760</b>	<b>330</b>	<b>155</b>	<b>6.6</b>	<b>3, 245</b>	<b>2, 990</b>	<b>4.8</b>	<b>805</b>
Owner - Propriétaires .....	4, 190	3, 490	605	--	120	6.8	2, 620	2, 405	4.8	630
Tenant - Locataires .....	745	350	155	240	--	6.0	625	585	4.4	175
<b>Professional - Professions</b>	<b>1, 620</b>	<b>1, 180</b>	<b>295</b>	<b>155</b>	<b>--</b>	<b>6.6</b>	<b>1, 130</b>	<b>1, 040</b>	<b>4.2</b>	<b>200</b>
Owner - Propriétaires .....	990	805	160	--	--	7.1	690	640	4.3	130
Tenant - Locataires .....	630	355	135	135	--	5.9	440	400	4.2	--

1. Includes "not stated" occupations. - Comprend les occupations "non déclarées".

2. Includes electric light and power production, and stationary enginemen. - Comprend l'éclairage et l'énergie électriques, et les mécaniciens de machines fixes.

TABLE 108. Households with male heads by occupation group of household head and tenure, showing specified dwelling attributes, average number of persons per household, and number of crowded households, for provinces and cities of 100,000 population and over, 1951 - Continued  
 TABLEAU 108. Ménages avec chefs masculins selon le groupe d'occupation du chef, le mode d'occupation et certains attributs du logement, moyenne de personnes par ménage et nombre de ménages encombrés, provinces et cités de 100,000 et plus, 1951 - suite

Occupation group of household head and tenure Groupe d'occupation du chef de ménage et mode d'occupation du logement	Total	Type of dwelling Genre de logement			Dwellings in need of major repair Logements ayant besoin de réparations importantes	Average number of rooms per dwelling Moyenne de pièces par logement	Dwellings with: Logements pourvus de:		Average number of persons per household Moyenne de personnes par ménage	Number of crowded households Nombre de ménages encombrés
		Single detached Unique-maison seule	Single attached Unique-maison attenante	Apartments and flats Appartements et plain-pied			Running water Eau courante	Flush toilet (exclusive use) Toilettes avec chasse d'eau (usage exclusif)		
<b>NEWFOUNDLAND - Con.-fin</b>										
Clerical - Bureaux .....	1,700	1,135	325	240	--	5.8	1,235	1,080	4.7	435
Owner - Propriétaires .....	1,205	955	215	--	--	6.2	830	770	4.7	235
Tenant - Locataires .....	495	180	110	205	--	4.8	405	310	4.8	200
Agricultural - Agriculture .....	2,270	2,160	--	--	225	6.0	335	175	5.1	655
Owner - Propriétaires .....	2,150	2,070	--	--	195	6.1	285	145	5.1	605
Tenant - Locataires .....	120	--	--	--	--	4.7	--	--	5.0	--
Fishing, trapping, and logging - Pêche, trappage et abatage .....	15,945	15,235	625	--	1,550	5.4	600	205	5.3	6,135
Owner - Propriétaires .....	15,665	15,005	590	--	1,505	5.4	555	185	5.3	6,000
Tenant - Locataires .....	280	230	--	--	--	4.7	--	--	4.9	135
Mining and quarrying - Mines et carrières .....	1,570	1,370	--	120	245	4.9	275	160	5.6	765
Owner - Propriétaires .....	1,170	1,140	--	--	150	5.0	115	--	5.8	580
Tenant - Locataires .....	400	230	--	120	--	4.5	160	115	5.1	185
Manufacturing and mechanical <sup>1</sup> - Fabrication et mécanique <sup>1</sup> .....	6,035	4,680	690	650	500	5.5	2,980	2,320	5.6	2,485
Owner - Propriétaires .....	4,765	4,240	385	125	325	5.8	2,040	1,570	5.7	1,850
Tenant - Locataires .....	1,270	440	305	525	175	4.6	940	750	5.2	635
Construction .....	5,135	4,325	450	360	355	5.7	1,620	1,235	5.2	1,740
Owner - Propriétaires .....	4,435	4,070	295	--	255	5.8	1,120	855	5.2	1,380
Tenant - Locataires .....	700	255	155	290	100	4.9	500	380	5.4	360
Transportation and communication - Transports et communications .....	6,220	4,755	730	735	485	5.3	2,415	1,820	5.4	2,505
Owner - Propriétaires .....	4,705	4,255	350	100	290	5.6	1,405	1,045	5.5	1,735
Tenant - Locataires .....	1,515	500	380	635	195	4.5	1,010	775	5.2	770
Commercial - Commerce .....	1,395	905	295	190	--	6.0	870	725	4.8	295
Owner - Propriétaires .....	1,000	800	175	--	--	6.4	540	490	4.9	155
Tenant - Locataires .....	395	105	120	165	--	4.8	330	235	4.7	140
Financial - Finance .....	105	--	--	--	--	6.6	--	--	3.9	--
Owner - Propriétaires .....	--	--	--	--	--	--	--	--	--	--
Tenant - Locataires .....	--	--	--	--	--	--	--	--	--	--
Service (other than professional) - Services (autres que professionnels) .....	2,315	1,500	430	385	285	5.3	1,190	905	5.1	900
Owner - Propriétaires .....	1,415	1,210	165	--	130	5.7	520	365	5.4	540
Tenant - Locataires .....	900	290	265	345	155	4.7	670	540	4.6	360
Labourers (not agricultural, fishing, logging, or mining) - Manoeuvres (sauf l'agriculture, la pêche, l'abatage et les mines) .....	4,495	3,845	315	335	490	5.2	810	460	5.4	1,940
Owner - Propriétaires .....	3,920	3,680	170	--	360	5.4	540	280	5.4	1,585
Tenant - Locataires .....	575	165	145	265	130	4.0	270	180	5.4	355
<b>PRINCE EDWARD ISLAND</b>										
All occupations <sup>2</sup> - Toutes occupations <sup>2</sup> .....	17,740	15,005	1,390	1,310	2,165	6.6	7,630	5,805	4.6	3,155
Owner - Propriétaires .....	14,480	13,405	740	320	1,720	6.9	5,110	3,740	4.6	2,350
Tenant - Locataires .....	3,260	1,600	650	990	445	5.4	2,520	2,065	4.4	805
Proprietary and managerial - Propriété et administration .....	1,470	1,040	140	275	100	6.6	1,150	1,085	4.4	160
Owner - Propriétaires .....	1,065	895	--	--	--	7.0	780	740	4.6	120
Tenant - Locataires .....	405	145	--	195	--	5.6	370	345	3.9	--
Professional - Professions .....	435	295	--	--	--	7.0	405	395	3.6	--
Owner - Propriétaires .....	205	190	--	--	--	7.3	180	180	3.6	--
Tenant - Locataires .....	230	105	--	--	--	6.8	225	215	3.5	--
Clerical - Bureaux .....	430	280	--	--	--	6.3	370	340	4.4	--
Owner - Propriétaires .....	230	200	--	--	--	6.9	180	170	4.3	--
Tenant - Locataires .....	200	--	--	--	--	5.7	190	170	4.5	--
Agricultural - Agriculture .....	8,220	7,715	450	--	1,055	7.5	1,860	1,050	4.5	985
Owner - Propriétaires .....	7,895	7,450	405	--	995	7.5	1,800	1,005	4.5	900
Tenant - Locataires .....	325	265	--	--	--	6.4	--	--	4.5	--
Fishing, trapping, and logging - Pêche, trappage et abatage .....	1,215	1,170	--	--	185	5.5	150	--	5.0	420
Owner - Propriétaires .....	1,125	1,095	--	--	165	5.6	135	--	5.0	385
Tenant - Locataires .....	--	--	--	--	--	--	--	--	--	--
Mining and quarrying - Mines et carrières .....	--	--	--	--	--	--	--	--	--	--
Owner - Propriétaires .....	--	--	--	--	--	--	--	--	--	--
Tenant - Locataires .....	--	--	--	--	--	--	--	--	--	--

1. Includes electric light and power production, and stationary enginemen. - Comprend l'éclairage et l'énergie électriques, et les mécaniciens de machines fixes.

2. Includes "not stated" occupations. - Comprend les occupations "non déclarées."

**TABLE 108. Households with male heads by occupation group of household head and tenure, showing specified dwelling attributes, average number of persons per household, and number of crowded households, for provinces and cities of 100,000 population and over, 1951 - Continued**  
**TABLEAU 108. Ménages avec chefs masculins selon le groupe d'occupation du chef, le mode d'occupation et certains attributs du logement, moyenne de personnes par ménage et nombre de ménages encombrés, provinces et cités de 100,000 et plus, 1951 - suite**

Occupation group of household head and tenure Groupe d'occupation du chef de ménage et mode d'occupation du logement	Total	Type of dwelling Genre de logement			Dwellings in need of major repair Logements ayant besoin de réparations importantes	Average number of rooms per dwelling Moyenne de pièces par logement	Dwellings with: Logements pourvus de:		Average number of persons per household Moyenne de personnes par ménage	Number of crowded households Nombre de ménages encombrés
		Single detached Unique-maison seule	Single attached Unique-maison attenante	Apartments and flats Appartements et plain-pied			Running water Eau courante	Flush toilet (exclusive use) Toilettes avec chasse d'eau (usage exclusif)		
<b>PRINCE EDWARD ISLAND - Con. - fin</b>										
Manufacturing and mechanical <sup>1</sup> - Fabrication et mécanique <sup>1</sup>	1,075	765	170	140	140	5.6	655	515	4.5	285
Owner - Propriétaires	770	700	--	--	--	5.8	375	285	4.3	175
Tenant - Locataires	305	--	135	105	--	4.9	280	230	4.9	110
Construction	1,250	920	165	165	205	5.7	690	525	4.7	365
Owner - Propriétaires	925	805	--	--	110	6.0	455	345	4.6	235
Tenant - Locataires	325	115	--	125	--	5.1	235	180	5.0	130
Transportation and communication - Transports et communications	1,380	1,110	110	155	160	5.8	805	560	4.7	335
Owner - Propriétaires	955	910	--	--	--	6.2	490	380	4.8	200
Tenant - Locataires	425	200	100	120	--	5.1	315	180	4.6	135
Commercial - Commerce	715	530	--	100	--	6.2	555	470	4.6	110
Owner - Propriétaires	480	435	--	--	--	6.4	340	280	4.6	--
Tenant - Locataires	235	--	--	--	--	5.8	215	190	4.4	--
Financial - Finance	--	--	--	--	--	--	--	--	--	--
Owner - Propriétaires	--	--	--	--	--	--	--	--	--	--
Tenant - Locataires	--	--	--	--	--	--	--	--	--	--
Service (other than professional) - Services (autres que professionnels)	805	610	--	120	--	5.5	685	605	4.3	145
Owner - Propriétaires	315	260	--	--	--	5.9	215	180	4.5	--
Tenant - Locataires	490	350	--	100	--	5.2	470	425	4.1	--
Labourers (not agricultural, fishing, logging, or mining) - Manoeuvres (sauf l'agriculture, la pêche, l'abatage et les mines)	640	490	--	--	170	5.3	275	170	5.1	235
Owner - Propriétaires	445	400	--	--	--	5.5	140	100	5.3	165
Tenant - Locataires	195	--	--	--	--	4.8	135	--	4.8	--
<b>NOVA SCOTIA</b>										
All occupations <sup>4</sup> - toutes occupations <sup>2</sup>	111,645	87,710	9,335	14,420	13,530	5.9	74,290	56,530	4.5	23,510
Owner - Propriétaires	84,105	75,645	5,530	2,820	8,505	6.3	51,575	39,375	4.6	15,905
Tenant - Locataires	27,540	12,065	3,805	11,600	5,025	4.9	22,715	17,155	4.2	7,605
Proprietary and managerial - Propriété et administration	11,435	8,400	935	2,090	555	6.6	10,205	9,470	4.1	1,140
Owner - Propriétaires	8,950	7,440	675	825	335	6.9	7,830	7,270	4.2	830
Tenant - Locataires	2,485	960	260	1,265	220	5.5	2,375	2,200	3.9	310
Professional - Professions	4,360	3,170	205	970	115	6.5	4,100	3,900	3.8	265
Owner - Propriétaires	2,420	2,135	125	150	--	7.1	2,245	2,160	4.0	120
Tenant - Locataires	1,940	1,035	--	820	--	5.8	1,855	1,740	3.5	145
Clerical - Bureaux	4,110	2,670	420	1,015	285	5.6	3,595	3,105	4.2	710
Owner - Propriétaires	2,565	2,200	250	110	105	6.1	2,155	1,950	4.3	350
Tenant - Locataires	1,545	470	170	905	180	4.8	1,440	1,155	4.0	360
Agricultural - Agriculture	15,685	14,695	715	270	2,095	7.2	5,900	2,775	4.4	1,890
Owner - Propriétaires	14,540	13,835	555	150	1,880	7.2	5,380	2,490	4.4	1,685
Tenant - Locataires	1,145	860	160	120	215	6.2	520	285	4.2	205
Fishing, trapping, and logging - Pêche, trappage et abatage	8,060	7,560	365	135	1,245	5.9	1,985	1,020	4.7	2,035
Owner - Propriétaires	7,370	7,105	225	--	1,040	5.9	1,700	895	4.7	1,810
Tenant - Locataires	690	455	140	--	205	5.2	285	125	4.5	225
Mining and quarrying - Mines et carrières	8,680	6,370	1,725	575	1,195	5.4	6,995	4,120	5.1	2,855
Owner - Propriétaires	7,000	5,635	1,250	105	810	5.7	5,615	3,495	5.2	2,230
Tenant - Locataires	1,680	735	475	470	385	4.5	1,380	625	4.5	625
Manufacturing and mechanical <sup>1</sup> - Fabrication et mécanique <sup>1</sup>	15,515	11,975	1,535	1,995	1,845	5.6	11,530	9,035	4.6	3,805
Owner - Propriétaires	11,365	10,095	840	425	1,030	5.9	8,140	6,560	4.7	2,535
Tenant - Locataires	4,150	1,880	695	1,570	815	4.8	3,390	2,475	4.4	1,270
Construction	10,590	8,655	600	1,330	1,215	5.8	6,980	5,175	4.5	2,380
Owner - Propriétaires	8,230	7,630	345	255	655	6.1	5,110	3,920	4.5	1,500
Tenant - Locataires	2,360	1,025	255	1,075	560	4.5	1,870	1,255	4.2	880
Transportation and communication - Transports et communications	12,355	9,525	1,000	1,775	1,605	5.7	8,260	6,385	4.6	2,955
Owner - Propriétaires	8,815	8,045	485	245	855	6.0	5,485	4,330	4.6	1,775
Tenant - Locataires	3,540	1,480	515	1,530	750	4.9	2,775	2,055	4.5	1,180
Commercial - Commerce	3,690	2,625	255	805	270	5.8	3,185	2,775	4.0	500
Owner - Propriétaires	2,425	2,170	125	125	105	6.3	2,035	1,785	4.1	265
Tenant - Locataires	1,265	455	130	680	165	4.9	1,150	990	3.9	235

1. Includes electric light and power production, and stationary enginemen. - Comprend l'éclairage et l'énergie électriques, et les mécaniciens de machines fixes.

2. Includes "not stated" occupations. - Comprend les occupations "non déclarées".

TABLE 108. Households with male heads by occupation group of household head and tenure, showing specified dwelling attributes, average number of persons per household, and number of crowded households, for provinces and cities of 100,000 population and over, 1951—Continued  
 TABLEAU 108. Ménages avec chefs masculins selon le groupe d'occupation du chef, le mode d'occupation et certains attributs du logement moyenne de personnes par ménage et nombre de ménages encombrés, provinces et cités de 100,000 et plus, 1951— suite

Occupation group of household head and tenure Groupe d'occupation du chef de ménage et mode d'occupation du logement	Total	Type of dwelling Genre de logement			Dwellings in need of major repair Logements ayant besoin de réparations importantes	Average number of rooms per dwelling Moyenne de pièces par logement	Dwellings with: Logements pourvus de:		Average number of persons per household Moyenne de personnes par ménage	Number of crowded households Nombre de ménages encombrés
		Single detached Uniquement maison seule	Single attached Uniquement maison attenante	Apartments and flats Appartements et plain-pied			Running water Eau courante	Flush toilet (exclusive use) Toilettes avec chasse d'eau (usage exclusif)		
<b>NOVA SCOTIA—Con.—fin</b>										
Financial — Finance	610	435	--	125	--	6.5	600	575	4.0	--
Owner — Propriétaires	440	370	--	--	--	6.9	435	420	4.3	--
Tenant — Locataires	170	--	--	--	--	5.4	165	155	3.4	--
Service (other than professional) — Services (autres que professionnels)	7,850	4,835	855	2,135	890	5.3	6,645	5,555	4.3	1,845
Owner — Propriétaires	3,690	3,170	285	230	310	5.9	2,820	2,430	4.6	795
Tenant — Locataires	4,160	1,665	570	1,905	580	4.7	3,825	3,125	4.1	1,050
Labourers (not agricultural, fishing, logging, or mining) — Manœuvres (sauf l'agriculture, la pêche, l'abatage et les mines)	7,945	6,205	605	1,110	1,990	5.1	3,905	2,360	4.8	2,840
Owner — Propriétaires	5,750	5,325	290	120	1,225	5.4	2,360	1,485	4.8	1,815
Tenant — Locataires	2,195	880	315	990	765	4.3	1,545	875	4.6	1,025
<b>NEW BRUNSWICK</b>										
All occupations <sup>1</sup> — Toutes occupations <sup>1</sup>	89,090	65,925	7,185	15,800	17,175	6.0	53,310	43,090	4.8	21,350
Owner — Propriétaires	63,030	56,370	3,630	2,935	11,940	6.3	31,950	24,055	5.0	15,765
Tenant — Locataires	26,060	9,555	3,555	12,865	5,235	5.2	21,360	19,035	4.2	5,585
Proprietary and managerial — Propriété et administration	9,000	5,630	945	2,405	640	6.8	7,895	7,260	4.3	880
Owner — Propriétaires	6,410	4,865	565	970	365	7.2	5,430	4,925	4.5	650
Tenant — Locataires	2,590	765	380	1,435	275	5.8	2,465	2,335	3.8	230
Professional — Professions	3,055	1,870	290	895	170	6.8	2,920	2,810	3.9	145
Owner — Propriétaires	1,370	1,180	--	100	--	7.6	1,270	1,240	4.2	--
Tenant — Locataires	1,685	690	200	795	--	6.1	1,650	1,570	3.6	--
Clerical — Bureaux	3,555	1,850	450	1,250	425	5.7	3,190	2,965	4.0	445
Owner — Propriétaires	1,615	1,380	120	110	165	6.3	1,300	1,195	4.3	180
Tenant — Locataires	1,940	470	330	1,140	260	5.2	1,890	1,770	3.8	265
Agricultural — Agriculture	17,405	16,045	1,055	295	3,945	6.9	5,980	3,135	5.3	4,300
Owner — Propriétaires	16,380	15,265	930	175	3,660	7.0	5,520	2,855	5.4	4,025
Tenant — Locataires	1,025	780	125	120	285	5.8	460	280	4.7	275
Fishing, trapping, and logging — Pêche, trappage et abatage	10,035	9,105	705	195	3,340	5.1	2,105	1,080	5.3	4,465
Owner — Propriétaires	8,620	8,030	530	--	2,745	5.2	1,725	875	5.4	3,785
Tenant — Locataires	1,415	1,075	175	160	595	4.6	380	205	4.9	680
Mining and quarrying — Mines et carrières	660	615	--	--	165	4.8	120	--	4.7	235
Owner — Propriétaires	515	490	--	--	125	5.0	100	--	4.7	175
Tenant — Locataires	145	125	--	--	--	4.1	--	--	4.6	--
Manufacturing and mechanical <sup>2</sup> — Fabrication et mécanique <sup>2</sup>	11,885	8,005	1,085	2,775	2,055	5.8	8,805	7,325	4.7	2,620
Owner — Propriétaires	7,405	6,575	360	465	1,055	6.2	4,945	3,925	4.9	1,610
Tenant — Locataires	4,480	1,430	725	2,310	1,000	5.2	3,860	3,400	4.3	1,010
Construction	6,735	4,980	495	1,245	1,175	5.9	4,390	3,540	4.9	1,725
Owner — Propriétaires	4,715	4,240	250	215	745	6.2	2,755	2,145	5.0	1,110
Tenant — Locataires	2,020	740	245	1,030	430	5.1	1,635	1,395	4.6	615
Transportation and communication — Transports et communications	10,765	7,275	815	2,645	1,870	5.7	7,225	5,960	4.7	2,590
Owner — Propriétaires	6,565	5,870	315	365	970	6.0	3,775	2,860	4.9	1,610
Tenant — Locataires	4,200	1,405	500	2,280	900	5.1	3,450	3,100	4.2	980
Commercial — Commerce	3,320	1,875	325	1,105	380	5.6	2,825	2,540	4.1	480
Owner — Propriétaires	1,750	1,485	130	135	215	6.1	1,365	1,200	4.4	245
Tenant — Locataires	1,570	390	195	970	165	5.1	1,460	1,340	3.8	235
Financial — Finance	410	225	--	155	--	6.5	405	395	3.9	--
Owner — Propriétaires	260	205	--	--	--	7.2	255	245	3.9	--
Tenant — Locataires	150	--	--	115	--	5.2	150	150	3.8	--
Service (other than professional) — Services (autres que professionnels)	4,320	2,450	465	1,385	635	5.7	3,455	3,120	4.4	870
Owner — Propriétaires	2,065	1,800	105	155	295	6.3	1,345	1,160	5.0	515
Tenant — Locataires	2,255	650	360	1,230	340	5.2	2,110	1,960	3.9	355
Labourers (not agricultural, fishing, logging, or mining) — Manœuvres (sauf l'agriculture, la pêche, l'abatage et les mines)	7,145	5,450	450	1,230	2,050	5.3	3,540	2,530	4.9	2,345
Owner — Propriétaires	4,890	4,555	180	145	1,355	5.6	1,970	1,250	5.1	1,625
Tenant — Locataires	2,255	895	270	1,085	695	4.7	1,570	1,280	4.4	720

1. Includes "not stated" occupations. — Comprend les occupations "non déclarées".

2. Includes electric light and power production, and stationary enginemen. — Comprend l'éclairage et l'énergie électriques, et les mécaniciens de machines fixes.

TABLE 108. Households with male heads by occupation group of household head and tenure, showing specified dwelling attributes, average number of persons per household, and number of crowded households, for provinces and cities of 100,000 population and over, 1951 - Continued

TABLEAU 108. Ménages avec chefs masculins selon le groupe d'occupation du chef, le mode d'occupation et certains attributs du logement, moyenne de personnes par ménage et nombre de ménages encombrés, provinces et cités de 100,000 et plus, 1951 - suite

Occupation group of household head and tenure Groupe d'occupation du chef de ménage et mode d'occupation du logement	Total	Type of dwelling Genre de logement			Dwellings in need of major repair Logements ayant besoin de réparations importantes	Average number of rooms per dwelling Moyenne de pièces par logement	Dwellings with: Logements pourvus de:		Average number of persons per household Moyenne de personnes par ménage	Number of crowded households Nombre de ménages encombrés
		Single detached Uniquement seule	Single attached Uniquement attenante	Apartments and flats Appartements et plain-pied			Running water Eau courante	Flush toilet (exclusive use) Toilettes avec chasse d'eau (usage exclusif)		
<b>QUÉBEC</b>										
All occupations <sup>1</sup> - Toutes occupations <sup>1</sup> .....	694,125	284,695	28,735	379,865	109,585	5.5	621,745	566,405	4.8	196,075
Owner - Propriétaires.....	336,020	244,235	19,600	73,630	61,545	6.4	276,180	235,555	5.4	96,135
Tenant - Locataires.....	356,105	40,460	9,135	306,235	48,040	4.7	345,565	330,850	4.3	99,940
Proprietary and managerial - Propriété et administration.....	85,295	27,655	5,465	52,055	5,860	6.1	83,395	81,320	4.5	13,900
Owner - Propriétaires.....	44,410	23,985	4,420	15,915	3,015	7.1	42,890	41,520	5.1	7,330
Tenant - Locataires.....	40,885	3,670	1,045	36,140	2,845	5.1	40,505	39,800	4.0	6,570
Professional - Professions.....	38,420	11,425	2,510	24,475	1,620	6.1	38,145	37,660	4.0	3,660
Owner - Propriétaires.....	14,245	8,710	1,795	3,730	480	7.7	14,080	13,935	4.6	1,010
Tenant - Locataires.....	24,175	2,715	715	20,745	1,140	5.2	24,065	23,725	3.6	2,650
Clerical - Bureaux.....	37,560	7,875	1,265	28,400	3,550	5.0	36,770	35,810	4.1	7,885
Owner - Propriétaires.....	10,070	6,085	730	3,250	945	6.1	9,590	9,275	4.6	1,925
Tenant - Locataires.....	27,490	1,790	535	25,150	2,605	4.6	27,180	26,535	3.9	5,960
Agricultural - Agriculture.....	112,040	100,500	4,560	6,885	29,325	6.9	75,080	49,530	6.0	36,535
Owner - Propriétaires.....	105,755	96,575	4,350	4,735	27,920	6.9	70,370	45,855	6.1	34,690
Tenant - Locataires.....	6,285	3,925	210	2,150	1,405	5.6	4,710	3,675	4.7	1,845
Fishing, trapping, and logging - Pêche, trappage et abatage.....	16,135	12,350	885	2,660	5,580	5.0	8,650	5,835	5.5	7,520
Owner - Propriétaires.....	12,500	10,665	730	885	4,315	5.2	6,050	3,880	5.6	5,895
Tenant - Locataires.....	3,635	1,685	155	1,775	1,265	4.4	2,600	1,955	4.9	1,625
Mining and quarrying - Mines et carrières.....	7,665	3,890	350	3,420	1,670	4.8	6,540	5,890	4.8	2,945
Owner - Propriétaires.....	3,655	2,880	160	615	835	5.5	2,845	2,490	5.3	1,375
Tenant - Locataires.....	4,010	1,010	190	2,805	835	4.2	3,695	3,400	4.3	1,570
Manufacturing and mechanical <sup>2</sup> - Fabrication et mécanique <sup>2</sup> .....	143,105	41,180	4,660	97,170	20,745	5.0	136,965	130,000	4.7	44,635
Owner - Propriétaires.....	50,720	32,420	2,380	15,875	7,635	5.8	46,345	42,770	5.3	15,410
Tenant - Locataires.....	92,385	8,760	2,280	81,295	13,110	4.6	90,620	87,230	4.4	29,225
Construction.....	60,575	21,685	1,960	36,885	9,710	5.2	56,745	53,145	4.9	20,390
Owner - Propriétaires.....	27,730	17,955	1,230	8,530	4,490	5.8	24,875	22,845	5.4	8,945
Tenant - Locataires.....	32,845	3,730	730	28,355	5,220	4.6	31,870	30,300	4.6	11,445
Transportation and communication - Transports et communications.....	62,675	19,410	1,975	41,250	10,430	5.0	58,320	54,335	4.7	20,515
Owner - Propriétaires.....	22,210	15,135	990	6,070	3,885	6.0	19,195	17,195	5.3	6,875
Tenant - Locataires.....	40,465	4,275	985	35,180	6,545	4.5	39,125	37,140	4.4	13,640
Commercial - Commerce.....	32,025	6,795	1,310	23,890	2,775	5.1	31,520	30,610	4.2	6,475
Owner - Propriétaires.....	9,950	5,385	835	3,715	785	6.2	9,660	9,250	4.7	1,800
Tenant - Locataires.....	22,075	1,410	475	20,175	1,990	4.7	21,860	21,360	4.0	4,675
Financial - Finance.....	6,360	1,565	380	4,415	255	5.9	6,320	6,190	4.2	830
Owner - Propriétaires.....	2,555	1,380	285	890	110	7.2	2,525	2,455	4.8	280
Tenant - Locataires.....	3,805	185	--	3,525	145	5.0	3,795	3,735	3.9	550
Service (other than professional) - Services (autres que professionnels).....	36,165	9,005	1,530	25,570	4,980	5.0	34,525	32,405	4.5	10,010
Owner - Propriétaires.....	10,965	6,280	675	3,990	1,405	6.0	9,890	9,100	5.0	2,715
Tenant - Locataires.....	25,200	2,725	855	21,580	3,575	4.6	24,635	23,305	4.3	7,295
Labourers (not agricultural, fishing, logging, or mining) - Manoeuvres (sauf l'agriculture, la pêche, l'abatage et les mines).....	47,755	17,785	1,540	28,370	11,205	4.8	41,870	37,550	4.9	18,490
Owner - Propriétaires.....	19,285	13,860	795	4,610	4,645	5.4	15,035	12,605	5.2	6,795
Tenant - Locataires.....	28,470	3,925	745	23,760	6,560	4.3	26,835	24,945	4.6	11,695
<b>Montréal</b>										
All occupations <sup>1</sup> - Toutes occupations <sup>1</sup> .....	188,840	9,185	6,240	173,270	19,355	4.8	188,490	183,775	4.2	44,770
Owner - Propriétaires.....	31,855	6,345	3,960	21,520	1,660	5.9	31,785	31,375	4.5	4,990
Tenant - Locataires.....	156,985	2,840	2,280	151,750	17,695	4.6	156,705	152,400	4.1	39,780
Proprietary and managerial - Propriété et administration.....	29,140	1,530	1,435	26,145	1,365	5.2	29,130	28,780	3.9	3,755
Owner - Propriétaires.....	8,260	1,305	1,130	5,810	215	6.2	8,260	8,210	4.3	840
Tenant - Locataires.....	20,880	225	305	20,335	1,150	4.9	20,870	20,570	3.8	2,915
Professional - Professions.....	14,835	975	725	13,135	545	5.2	14,825	14,625	3.8	1,665
Owner - Propriétaires.....	3,145	755	620	1,770	--	7.0	3,145	3,130	4.6	250
Tenant - Locataires.....	11,690	220	105	11,365	485	4.8	11,680	11,495	3.6	1,415

1. Includes "not stated" occupations. - Comprend les occupations "non déclarées".

2. Includes electric light and power production, and stationary enginemen. - Comprend l'éclairage et l'énergie électriques, et les mécaniciens de machines fixes.

TABLE 108. Households with male heads by occupation group of household head and tenure, showing specified dwelling attributes, average number of persons per household, and number of crowded households, for provinces and cities of 100,000 population and over, 1951 - Continued

TABLEAU 108. Ménages avec chefs masculins selon le groupe d'occupation du chef, le mode d'occupation et certains attributs du logement, moyenne de personnes par ménage et nombre de ménages encombrés, provinces et cités de 100,000 et plus, 1951 - suite

Occupation group of household head and tenure Groupe d'occupation du chef de ménage et mode d'occupation du logement	Total	Type of dwelling Genre de logement			Dwellings in need of major repair Logements ayant besoin de réparations importantes	Average number of rooms per dwelling Moyenne de pièces par logement	Dwellings with: Logements pourvus de:		Average number of persons per household Moyenne de personnes par ménage	Number of crowded households Nombre de ménages encombrés
		Single detached Unique-maison seule	Single attached Unique-maison attenante	Apartments and flats Appartements et plain-pied			Running water Eau courante	Flush toilet (exclusive use) Toilettes avec chasse d'eau (usage exclusif)		
<b>QUÉBEC - Con. - suite</b>										
<b>Montréal - Con. - fin</b>										
Clerical - Bureaux .....	15,725	745	375	14,600	1,335	4.6	15,685	15,305	3.9	3,190
Owner - Propriétaires .....	1,905	465	235	1,205	--	5.7	1,905	1,885	4.2	225
Tenant - Locataires .....	13,820	280	140	13,395	1,260	4.5	13,780	13,420	3.8	2,965
Agricultural - Agriculture .....	720	110	--	585	--	5.1	700	685	4.5	190
Owner - Propriétaires .....	190	--	--	105	--	6.1	185	180	4.4	--
Tenant - Locataires .....	530	--	--	480	--	4.7	515	505	4.5	165
Fishing, trapping, and logging - Pêche, trappage et abatage .....	--	--	--	--	--	--	--	--	--	--
Owner - Propriétaires .....	--	--	--	--	--	--	--	--	--	--
Tenant - Locataires .....	--	--	--	--	--	--	--	--	--	--
Mining and quarrying - Mines et carrières .....	--	--	--	--	--	--	--	--	--	--
Owner - Propriétaires .....	--	--	--	--	--	--	--	--	--	--
Tenant - Locataires .....	--	--	--	--	--	--	--	--	--	--
Manufacturing and mechanical <sup>1</sup> - Fabrication et mécanique <sup>1</sup> .....	45,010	2,030	1,095	41,850	5,340	4.7	44,955	43,820	4.3	12,390
Owner - Propriétaires .....	6,455	1,330	590	4,525	500	5.4	6,435	6,320	4.5	1,315
Tenant - Locataires .....	38,555	700	505	37,325	4,840	4.6	38,520	37,500	4.3	11,075
Construction .....	17,110	880	505	15,715	2,300	4.8	17,050	16,550	4.6	5,430
Owner - Propriétaires .....	3,030	575	275	2,180	265	5.4	3,005	2,945	4.8	775
Tenant - Locataires .....	14,080	305	230	13,535	2,035	4.6	14,045	13,605	4.5	4,655
Transportation and communication - Transports et communications .....	20,800	905	535	19,350	2,855	4.7	20,760	20,115	4.5	6,455
Owner - Propriétaires .....	2,590	510	275	1,800	175	5.6	2,585	2,540	4.8	595
Tenant - Locataires .....	18,210	395	260	17,550	2,680	4.5	18,175	17,575	4.4	5,860
Commercial - Commerce .....	13,230	480	415	12,325	925	4.8	13,210	12,980	3.9	2,430
Owner - Propriétaires .....	2,140	345	305	1,490	--	5.9	2,135	2,100	4.3	255
Tenant - Locataires .....	11,090	135	110	10,835	875	4.6	11,075	10,880	3.9	2,175
Financial - Finance .....	2,680	180	145	2,355	--	5.3	2,680	2,640	3.8	300
Owner - Propriétaires .....	645	170	130	345	--	6.7	645	630	4.4	--
Tenant - Locataires .....	2,035	--	--	2,010	--	4.9	2,035	2,010	3.6	245
Service (other than professional) - Services (autres que professionnels) .....	14,490	750	535	13,175	1,850	4.7	14,455	13,855	4.1	3,695
Owner - Propriétaires .....	1,895	450	225	1,220	115	5.6	1,895	1,880	4.4	320
Tenant - Locataires .....	12,595	300	310	11,955	1,735	4.5	12,560	11,975	4.1	3,375
Labourers (not agricultural, fishing, logging, or mining) - Manoeuvres (sauf l'agriculture, la pêche, l'abatage et les mines) .....	12,750	535	400	11,800	2,435	4.5	12,705	12,200	4.6	4,715
Owner - Propriétaires .....	1,365	320	140	905	155	5.3	1,355	1,320	4.6	300
Tenant - Locataires .....	11,385	215	260	10,895	2,280	4.4	11,350	10,880	4.6	4,415
<b>Québec</b>										
All occupations <sup>2</sup> - Toutes occupations <sup>2</sup> .....	27,055	2,225	1,040	23,775	3,035	5.2	26,975	26,350	4.7	8,040
Owner - Propriétaires .....	6,470	1,810	610	4,045	390	6.6	6,445	6,295	5.6	1,875
Tenant - Locataires .....	20,585	415	430	19,730	2,645	4.7	20,530	20,055	4.4	6,165
Proprietary and managerial - Propriété et administration .....	4,090	490	155	3,440	270	6.1	4,085	4,035	4.7	840
Owner - Propriétaires .....	1,560	455	125	975	--	7.1	1,555	1,525	5.5	380
Tenant - Locataires .....	2,530	--	--	2,465	220	5.4	2,530	2,510	4.2	460
Professional - Professions .....	2,460	325	145	1,990	105	6.3	2,455	2,445	4.4	285
Owner - Propriétaires .....	785	290	120	375	--	8.2	785	785	5.5	100
Tenant - Locataires .....	1,675	--	--	1,615	--	5.5	1,670	1,660	3.8	185
Clerical - Bureaux .....	2,875	165	120	2,590	205	5.2	2,875	2,850	4.3	610
Owner - Propriétaires .....	580	135	--	375	--	6.5	580	570	5.2	145
Tenant - Locataires .....	2,295	--	--	2,215	165	4.9	2,295	2,280	4.1	465
Agricultural - Agriculture .....	--	--	--	--	--	--	--	--	--	--
Owner - Propriétaires .....	--	--	--	--	--	--	--	--	--	--
Tenant - Locataires .....	--	--	--	--	--	--	--	--	--	--
Fishing, trapping, and logging - Pêche, trappage et abatage .....	--	--	--	--	--	--	--	--	--	--
Owner - Propriétaires .....	--	--	--	--	--	--	--	--	--	--
Tenant - Locataires .....	--	--	--	--	--	--	--	--	--	--
Mining and quarrying - Mines et carrières .....	--	--	--	--	--	--	--	--	--	--
Owner - Propriétaires .....	--	--	--	--	--	--	--	--	--	--
Tenant - Locataires .....	--	--	--	--	--	--	--	--	--	--

1. Includes electric light and power production, and stationary enginemen. - Comprend l'éclairage et l'énergie électriques, et les mécaniciens de machines fixes.

2. Includes "not stated" occupations. - Comprend les occupations "non déclarées".

TABLE 108. Households with male heads by occupation group of household head and tenure, showing specified dwelling attributes, average number of persons per household, and number of crowded households, for provinces and cities of 100,000 population and over, 1951 - Continued  
 TABLEAU 108. Ménages avec chefs masculins selon le groupe d'occupation du chef, le mode d'occupation et certains attributs du logement, moyenne de personnes par ménage et nombre de ménages encombrés, provinces et cités de 100,000 et plus, 1951 - suite

Occupation group of household head and tenure Groupe d'occupation du chef de ménage et mode d'occupation du logement	Total	Type of dwelling Genre de logement			Dwellings in need of major repair Logements ayant besoin de réparations importantes	Average number of rooms per dwelling Moyenne de pièces par logement	Dwellings with: Logements pourvus de:		Average number of persons per household Moyenne de personnes par ménage	Number of crowded households Nombre de ménages encombrés
		Single detached Unique-maison seule	Single attached Unique-maison attenante	Apartments and flats Appartements et plain-pied			Running water Eau courante	Flush toilet (exclusive use) Toilettes avec chasse d'eau (usage exclusif)		
<b>QUÉBEC - Con.-fin</b>										
<b>Québec - Con.-fin</b>										
Manufacturing and mechanical <sup>1</sup> - Fabrication et mécanique	4,215	280	110	3,820	525	4.7	4,195	4,105	4.8	1,495
Owner - Propriétaires	795	200	--	550	--	5.8	790	750	5.6	255
Tenant - Locataires	3,420	--	--	3,270	475	4.5	3,405	3,355	4.6	1,240
Construction	2,710	265	105	2,340	335	4.9	2,695	2,640	5.0	1,030
Owner - Propriétaires	805	205	--	525	--	5.9	805	790	5.9	305
Tenant - Locataires	1,905	--	--	1,815	280	4.5	1,890	1,850	4.7	725
Transportation and communication - Transports et communications	3,260	170	130	2,960	510	4.8	3,250	3,165	4.9	1,300
Owner - Propriétaires	545	130	--	360	--	5.9	540	530	5.6	215
Tenant - Locataires	2,715	--	--	2,600	470	4.5	2,710	2,635	4.7	1,085
Commercial - Commerce	2,080	145	--	1,885	160	5.2	2,080	2,020	4.4	455
Owner - Propriétaires	405	130	--	245	--	7.0	405	385	5.1	--
Tenant - Locataires	1,675	--	--	1,640	155	4.8	1,675	1,635	4.2	390
Financial - Finance	380	--	--	295	--	6.1	380	370	4.2	--
Owner - Propriétaires	105	--	--	--	--	7.7	105	--	5.1	--
Tenant - Locataires	275	--	--	255	--	5.5	275	275	3.9	--
Service (other than professional) - Services (autres que professionnels)	2,465	175	105	2,185	345	4.9	2,460	2,340	4.8	825
Owner - Propriétaires	525	100	--	365	--	6.0	525	510	5.6	210
Tenant - Locataires	1,940	--	--	1,820	295	4.6	1,935	1,830	4.6	615
Labourers (not agricultural, fishing, logging, or mining) - Manoeuvres (sauf l'agriculture, la pêche, l'abatage et les mines)	2,015	115	--	1,830	450	4.2	2,000	1,915	5.0	975
Owner - Propriétaires	295	--	--	190	--	4.8	285	285	6.4	165
Tenant - Locataires	1,720	--	--	1,640	390	4.1	1,715	1,630	4.8	810
<b>ONTARIO</b>										
All occupations <sup>2</sup> - Toutes occupations <sup>2</sup>	922,170	657,665	101,485	159,840	86,670	5.7	760,615	662,850	4.0	134,080
Owner - Propriétaires	637,910	542,195	60,270	33,400	48,520	6.1	514,000	454,465	4.1	76,575
Tenant - Locataires	284,260	115,470	41,215	126,440	38,150	4.8	246,615	208,385	3.8	57,505
Proprietary and managerial - Propriété et administration	122,570	84,495	11,870	25,825	4,850	6.0	116,620	111,315	3.8	9,130
Owner - Propriétaires	90,590	74,245	7,850	8,225	2,755	6.4	85,850	82,240	3.9	5,965
Tenant - Locataires	31,980	10,250	4,020	17,600	2,095	5.0	30,770	29,075	3.5	3,165
Professional - Professions	59,210	41,020	5,070	13,010	1,870	6.0	57,615	55,475	3.6	2,825
Owner - Propriétaires	36,825	32,610	2,665	1,475	765	6.5	35,900	35,005	3.9	1,500
Tenant - Locataires	22,385	8,410	2,405	11,535	1,105	5.1	21,715	20,470	3.3	1,325
Clerical - Bureaux	54,210	33,715	7,675	12,650	3,315	5.3	51,555	47,095	3.8	6,485
Owner - Propriétaires	34,215	27,610	4,680	1,825	1,450	5.7	32,415	30,270	3.9	3,215
Tenant - Locataires	19,995	6,105	2,995	10,825	1,865	4.5	19,140	16,825	3.6	3,270
Agricultural - Agriculture	138,210	127,595	6,620	3,695	19,000	7.0	63,860	40,635	4.1	13,350
Owner - Propriétaires	119,960	112,620	5,110	1,955	15,670	7.2	55,255	35,680	4.1	10,405
Tenant - Locataires	18,250	14,975	1,510	1,740	3,330	6.1	8,605	4,955	4.1	2,945
Fishing, trapping, and logging - Pêche, trappage et abatage	5,755	5,100	255	350	1,545	4.3	1,850	1,260	4.1	1,950
Owner - Propriétaires	3,880	3,595	175	--	980	4.5	1,200	810	4.3	1,285
Tenant - Locataires	1,875	1,505	--	275	565	3.8	650	450	3.7	665
Mining and quarrying - Mines et carrières	13,070	8,260	980	3,825	1,820	4.4	10,765	8,410	4.3	4,430
Owner - Propriétaires	6,470	5,360	320	785	715	4.8	4,900	3,815	4.5	1,950
Tenant - Locataires	6,600	2,900	660	3,040	1,105	4.0	5,865	4,595	4.2	2,480
Manufacturing and mechanical <sup>1</sup> - Fabrication et mécanique	214,980	147,775	28,390	38,060	19,590	5.3	193,405	169,115	4.2	37,970
Owner - Propriétaires	146,315	120,765	17,255	7,850	9,610	5.7	131,295	118,095	4.2	21,425
Tenant - Locataires	68,665	27,010	11,135	30,210	9,980	4.6	62,110	51,020	4.0	16,545
Construction	68,915	48,775	8,630	11,165	7,275	5.4	56,985	48,235	4.3	14,170
Owner - Propriétaires	48,010	40,085	4,950	2,770	3,720	5.7	39,545	34,580	4.3	8,045
Tenant - Locataires	20,905	8,690	3,680	8,395	3,555	4.7	17,440	13,655	4.2	6,125
Transportation and communication - Transports et communications	77,445	53,350	9,920	13,820	9,565	5.2	63,365	54,290	4.2	15,580
Owner - Propriétaires	47,915	40,605	5,100	2,005	4,390	5.6	39,310	34,830	4.2	8,135
Tenant - Locataires	29,530	12,745	4,820	11,815	5,175	4.7	24,055	19,460	4.0	7,445
Commercial - Commerce	42,440	26,455	5,245	10,640	2,230	5.5	40,175	37,315	3.8	4,220
Owner - Propriétaires	26,700	21,890	3,230	1,535	1,040	5.9	25,240	23,800	4.0	2,145
Tenant - Locataires	15,740	4,565	2,015	9,105	1,190	4.6	14,935	13,515	3.5	2,075

1. Includes electric light and power production, and stationary enginemen. - Comprend l'éclairage et l'énergie électriques, et les mécaniciens de machines fixes.

2. Includes "not stated" occupations. - Comprend les occupations "non déclarées".



TABLE 108. Households with male heads by occupation group of household head and tenure, showing specified dwelling attributes, average number of persons per household, and number of crowded households, for provinces and cities of 100,000 population and over, 1951 - Continued  
 TABLEAU 108. Ménages avec chefs masculins selon le groupe d'occupation du chef, le mode d'occupation et certains attributs du logement, moyenne de personnes par ménage et nombre de ménages encombrés, provinces et cités de 100,000 et plus, 1951 - suite

Occupation group of household head and tenure Groupe d'occupation du chef de ménage et mode d'occupation du logement	Total	Type of dwelling Genre de logement			Dwellings in need of major repair Logements ayant besoin de réparations importantes	Average number of rooms per dwelling Moyenne de pièces par logement	Dwellings with: Logements pourvus de:		Average number of persons per household Moyenne de personnes par ménage	Number of crowded households Nombre de ménages encombrés
		Single detached Uniquement maison seule	Single attached Uniquement maison attenante	Apartments and flats Appartements et plain-pied			Running water Eau courante	Flush toilet (exclusive use) Toilettes avec chasse d'eau (usage exclusif)		
<b>ONTARIO - Con. - suite</b>										
Financial - Finance	10,620	7,240	950	2,405	305	6.1	10,385	10,060	3.8	735
Owner - Propriétaires	7,610	6,475	610	510	200	6.6	7,425	7,230	3.9	375
Tenant - Locataires	3,010	765	340	1,895	105	4.8	2,960	2,830	3.5	360
Service (other than professional) - Services (autres que professionnels)	55,885	32,440	9,205	13,955	5,195	5.3	51,160	45,725	4.0	8,465
Owner - Propriétaires	31,130	24,065	4,645	2,250	2,265	5.8	27,920	25,470	4.2	4,150
Tenant - Locataires	24,755	8,375	4,560	11,705	2,930	4.7	23,240	20,255	3.8	4,315
Labourers (not agricultural, fishing, logging, or mining) - Manoeuvres (sauf l'agriculture, la pêche, l'abatage et les mines)	53,210	37,550	6,100	9,285	9,215	5.1	38,515	30,230	4.3	13,785
Owner - Propriétaires	34,500	29,195	3,280	1,850	4,505	5.5	24,830	20,120	4.4	7,500
Tenant - Locataires	18,710	8,355	2,820	7,435	4,710	4.5	13,685	10,110	4.2	6,285
<b>Hamilton</b>										
All occupations <sup>1</sup> - Toutes occupations <sup>1</sup>	43,295	29,030	3,350	10,855	2,405	5.3	42,985	38,745	3.9	6,130
Owner - Propriétaires	28,605	24,685	1,730	2,165	1,165	5.7	28,425	26,555	4.1	3,225
Tenant - Locataires	14,690	4,345	1,620	8,690	1,240	4.4	14,560	12,190	3.6	2,905
Proprietary and managerial - Propriété et administration	5,295	3,595	235	1,465	--	5.7	5,280	5,110	3.6	345
Owner - Propriétaires	3,920	3,295	180	445	--	6.2	3,905	3,805	3.8	195
Tenant - Locataires	1,375	300	--	1,020	--	4.5	1,375	1,305	3.1	150
Professional - Professions	2,815	1,905	--	815	--	5.6	2,815	2,665	3.5	145
Owner - Propriétaires	1,780	1,650	--	100	--	6.3	1,780	1,750	3.7	--
Tenant - Locataires	1,035	255	--	715	--	4.3	1,035	915	3.1	--
Clerical - Bureaux	3,405	2,145	235	1,015	160	5.0	3,385	3,025	3.7	385
Owner - Propriétaires	2,090	1,800	115	175	--	5.5	2,080	1,930	3.9	205
Tenant - Locataires	1,315	345	120	840	--	4.1	1,305	1,095	3.3	180
Agricultural - Agriculture	210	155	--	--	--	5.5	210	185	4.0	--
Owner - Propriétaires	150	135	--	--	--	6.0	150	130	4.1	--
Tenant - Locataires	--	--	--	--	--	--	--	--	--	--
Fishing, trapping, and logging - Pêche, trappage et abatage	--	--	--	--	--	--	--	--	--	--
Owner - Propriétaires	--	--	--	--	--	--	--	--	--	--
Tenant - Locataires	--	--	--	--	--	--	--	--	--	--
Mining and quarrying - Mines et carrières	--	--	--	--	--	--	--	--	--	--
Owner - Propriétaires	--	--	--	--	--	--	--	--	--	--
Tenant - Locataires	--	--	--	--	--	--	--	--	--	--
Manufacturing and mechanical <sup>2</sup> - Fabrication et mécanique <sup>2</sup>	16,285	11,365	1,330	3,560	1,005	5.2	16,170	14,380	4.0	2,645
Owner - Propriétaires	11,025	9,580	700	735	490	5.6	10,960	10,100	4.2	1,410
Tenant - Locataires	5,260	1,785	630	2,825	515	4.4	5,210	4,280	3.8	1,235
Construction	3,285	2,270	260	750	200	5.2	3,250	2,800	4.1	580
Owner - Propriétaires	2,150	1,840	135	175	--	5.7	2,135	1,945	4.3	290
Tenant - Locataires	1,135	430	125	575	110	4.4	1,115	855	3.8	290
Transportation and communication - Transports et communications	3,375	2,230	370	760	280	5.1	3,305	2,910	4.1	690
Owner - Propriétaires	2,030	1,790	120	105	130	5.5	1,990	1,815	4.2	340
Tenant - Locataires	1,345	440	250	655	150	4.5	1,315	1,095	4.1	350
Commercial - Commerce	2,105	1,230	110	765	--	5.1	2,085	1,950	3.4	200
Owner - Propriétaires	1,225	1,090	--	--	--	5.8	1,210	1,150	3.8	110
Tenant - Locataires	880	140	--	685	--	4.1	875	800	3.0	--
Financial - Finance	515	345	--	160	--	5.3	515	495	3.7	--
Owner - Propriétaires	380	305	--	--	--	5.6	380	375	3.8	--
Tenant - Locataires	135	--	--	--	--	4.6	135	120	3.4	--
Service (other than professional) - Services (autres que professionnels)	2,725	1,695	315	715	235	5.2	2,715	2,465	3.7	305
Owner - Propriétaires	1,715	1,450	130	135	115	5.6	1,710	1,615	3.9	160
Tenant - Locataires	1,010	245	185	580	120	4.5	1,005	850	3.2	145
Labourers (not agricultural, fishing, logging, or mining) - Manoeuvres (sauf l'agriculture, la pêche, l'abatage et les mines)	2,960	1,905	355	700	260	5.3	2,935	2,475	4.5	695
Owner - Propriétaires	1,960	1,600	235	125	140	5.8	1,945	1,775	4.8	390
Tenant - Locataires	1,000	305	120	575	120	4.3	990	700	3.9	305

1. Includes "not stated" occupations. - Comprend les occupations "non déclarées".

2. Includes electric light and power production, and stationary enginem. - Comprend l'éclairage et l'énergie électriques, et les mécaniciens de machines fixes.

TABLE 108. Households with male heads by occupation group of household head and tenure, showing specified dwelling attributes, average number of persons per household, and number of crowded households, for provinces and cities of 100,000 population and over, 1951 - Continued  
 TABLEAU 108. Ménages avec chefs masculins selon le groupe d'occupation du chef, le mode d'occupation et certains attributs du logement, moyenne de personnes par ménage et nombre de ménages encombrés, provinces et cités de 100,000 et plus, 1951 - suite

Occupation group of household head and tenure Groupe d'occupation du chef de ménage et mode d'occupation du logement	Total	Type of dwelling Genre de logement			Dwellings in need of major repair Logements ayant besoin de réparations importantes	Average number of rooms per dwelling Moyenne de pièces par logement	Dwellings with: Logements pourvus de:		Average number of persons per household Moyenne de personnes par ménage	Number of crowded households Nombre de ménages encombrés
		Single detached Unique-maison seule	Single attached Unique-maison attenante	Apartments and flats Appartements et plain-pied			Running water Eau courante	Flush toilet (exclusive use) Toilettes avec chasse d'eau (usage exclusif)		
<b>ONTARIO - Con. - suite</b>										
<b>Ottawa</b>										
All occupations <sup>1</sup> - Toutes occupations <sup>1</sup> .....	35,930	16,535	6,150	13,090	3,060	5.5	34,285	32,060	4.2	6,025
Owner - Propriétaires .....	15,695	12,870	1,150	1,620	590	6.3	14,735	14,205	4.3	1,660
Tenant - Locataires .....	20,235	3,665	5,000	11,470	2,470	4.9	19,550	17,855	4.1	4,365
Proprietary and managerial - Propriété et administration .....	6,510	3,295	940	2,255	255	6.0	6,435	6,340	3.9	485
Owner - Propriétaires .....	3,490	2,805	275	400	--	6.6	3,455	3,400	4.1	150
Tenant - Locataires .....	3,020	490	665	1,855	175	5.2	2,980	2,940	3.7	335
Professional - Professions .....	4,710	2,415	600	1,675	150	5.8	4,665	4,560	3.7	320
Owner - Propriétaires .....	2,315	2,015	120	170	--	6.8	2,290	2,270	4.0	115
Tenant - Locataires .....	2,395	400	480	1,505	125	4.9	2,375	2,290	3.4	205
Clerical - Bureaux .....	4,715	2,040	745	1,915	335	5.2	4,530	4,155	4.1	845
Owner - Propriétaires .....	1,920	1,585	130	200	--	5.9	1,790	1,710	4.2	230
Tenant - Locataires .....	2,795	455	615	1,715	255	4.8	2,740	2,445	4.0	615
Agricultural - Agriculture .....	380	260	--	--	--	5.6	295	255	4.6	--
Owner - Propriétaires .....	235	205	--	--	--	6.1	160	150	4.6	--
Tenant - Locataires .....	145	--	--	--	--	4.7	135	105	4.7	--
Fishing, trapping, and logging - Pêche, trappage et abatage .....	--	--	--	--	--	--	--	--	--	--
Owner - Propriétaires .....	--	--	--	--	--	--	--	--	--	--
Tenant - Locataires .....	--	--	--	--	--	--	--	--	--	--
Mining and quarrying - Mines et carrières.....	--	--	--	--	--	--	--	--	--	--
Owner - Propriétaires .....	--	--	--	--	--	--	--	--	--	--
Tenant - Locataires .....	--	--	--	--	--	--	--	--	--	--
Manufacturing and mechanical <sup>2</sup> - Fabrication et mécanique <sup>2</sup> .....	4,640	1,930	900	1,780	490	5.3	4,380	4,005	4.4	995
Owner - Propriétaires .....	1,930	1,550	160	195	--	6.0	1,735	1,685	4.3	250
Tenant - Locataires .....	2,710	380	740	1,585	425	4.8	2,645	2,320	4.4	745
Construction .....	2,255	1,155	480	610	280	5.4	2,035	1,805	4.8	610
Owner - Propriétaires .....	1,060	840	--	135	--	5.9	935	885	4.6	195
Tenant - Locataires .....	1,195	315	395	475	230	4.9	1,100	920	5.0	415
Transportation and communication - Transports et communications .....	2,890	1,255	590	1,025	410	5.2	2,685	2,355	4.6	755
Owner - Propriétaires .....	1,060	885	--	105	--	5.9	980	910	4.6	180
Tenant - Locataires .....	1,830	370	520	920	325	4.9	1,705	1,445	4.6	575
Commercial - Commerce .....	2,065	910	380	775	155	5.5	1,995	1,885	4.2	310
Owner - Propriétaires .....	905	755	--	--	--	6.0	870	805	4.5	115
Tenant - Locataires .....	1,160	155	310	695	135	5.0	1,125	1,080	3.9	195
Financial - Finance .....	450	210	100	140	--	6.2	450	440	3.8	--
Owner - Propriétaires .....	260	195	--	--	--	7.0	260	260	3.8	--
Tenant - Locataires .....	190	--	--	105	--	5.0	190	180	3.9	--
Service (other than professional) - Services (autres que professionnels) .....	5,585	2,390	965	2,200	510	5.3	5,385	4,990	4.3	955
Owner - Propriétaires .....	1,915	1,575	155	180	--	6.1	1,805	1,705	4.5	225
Tenant - Locataires .....	3,670	815	810	2,020	430	4.9	3,580	3,285	4.1	730
Labourers (not agricultural, fishing, logging, or mining) - Manoeuvres (sauf l'agriculture, la pêche, l'abatage et les mines).....	1,450	565	380	495	360	5.0	1,170	1,030	5.0	570
Owner - Propriétaires .....	500	390	--	--	--	5.7	355	335	5.0	145
Tenant - Locataires .....	950	175	340	425	305	4.6	815	695	5.0	425
<b>Toronto</b>										
All occupations <sup>1</sup> - Toutes occupations <sup>1</sup> .....	110,115	35,680	43,185	30,790	7,765	6.0	109,710	98,770	4.5	17,215
Owner - Propriétaires .....	68,980	30,305	32,520	5,925	3,020	6.7	68,955	63,490	4.8	8,805
Tenant - Locataires .....	41,135	5,375	10,665	24,865	4,745	4.8	40,755	35,280	4.0	8,410
Proprietary and managerial - Propriété et administration .....	18,685	7,920	4,460	6,225	790	6.2	18,665	17,775	4.0	1,545
Owner - Propriétaires .....	12,460	7,180	3,510	1,740	340	6.9	12,460	11,920	4.3	900
Tenant - Locataires .....	6,225	740	950	4,485	450	4.8	6,205	5,855	3.5	645
Professional - Professions .....	9,820	4,795	1,915	3,095	270	6.3	9,815	9,340	3.8	475
Owner - Propriétaires .....	6,115	4,325	1,420	365	--	7.3	6,110	5,910	4.2	190
Tenant - Locataires .....	3,705	470	495	2,730	180	4.7	3,705	3,430	3.2	285

1. Includes "not stated" occupations. - Comprend les occupations "non déclarées".

2. Includes electric light and power production, and stationary enginemen. - Comprend l'éclairage et l'énergie électriques, et les mécaniciens de machines fixes.

TABLE 108. Households with male heads by occupation group of household head and tenure, showing specified dwelling attributes, average number of persons per household, and number of crowded households, for provinces and cities of 100,000 population and over, 1951 - Continued

TABLEAU 108. Ménages avec chefs masculins selon le groupe d'occupation du chef, le mode d'occupation et certains attributs du logement, moyenne de personnes par ménage et nombre de ménages encombrés, provinces et cités de 100,000 et plus, 1951 - suite

Occupation group of household head and tenure Groupe d'occupation du chef de ménage et mode d'occupation du logement	Total	Type of dwelling Genre de logement			Dwellings in need of major repair Logements ayant besoin de réparations importantes	Average number of rooms per dwelling Moyenne de pièces par logement	Dwellings with: Logements pourvus de:		Average number of persons per household Moyenne de personnes par ménage	Number of crowded households Nombre de ménages encombrés
		Single detached Uniques-maison seule	Single attached Uniques-maison attenante	Apartments and flats Appartements et plain-pied			Running water Eau courante	Flush toilet (exclusive use) Toilettes avec chasse d'eau (usage exclusif)		
<b>ONTARIO - Con.-suite</b>										
<b>Toronto - Con.-fin</b>										
Clerical - Bureaux .....	10,310	3,000	4,190	3,080	705	5.6	10,300	9,330	4.1	4,330
Owner - Propriétaires .....	6,150	2,460	3,250	430	235	6.3	6,150	5,660	4.4	610
Tenant - Locataires .....	4,160	540	940	2,650	470	4.6	4,150	3,670	3.7	720
Agricultural - Agriculture .....	595	245	265	--	--	6.1	590	540	4.9	105
Owner - Propriétaires .....	420	190	200	--	--	6.4	420	380	4.7	--
Tenant - Locataires .....	175	--	--	--	--	5.4	170	160	5.3	--
Fishing, trapping, and logging - Pêche, trappage et abataje .....	--	--	--	--	--	--	--	--	--	--
Owner - Propriétaires .....	--	--	--	--	--	--	--	--	--	--
Tenant - Locataires .....	--	--	--	--	--	--	--	--	--	--
Mining and quarrying - Mines et carrières .....	--	--	--	--	--	--	--	--	--	--
Owner - Propriétaires .....	--	--	--	--	--	--	--	--	--	--
Tenant - Locataires .....	--	--	--	--	--	--	--	--	--	--
Manufacturing and mechanical <sup>1</sup> - Fabrication et mécanique .....	28,090	7,485	14,055	6,430	2,225	6.0	27,975	24,375	4.9	5,555
Owner - Propriétaires .....	18,445	6,295	10,740	1,355	915	6.5	18,440	16,520	5.1	3,055
Tenant - Locataires .....	9,645	1,190	3,315	5,075	1,310	5.0	9,535	7,855	4.4	2,500
Construction .....	8,455	2,355	4,030	2,050	665	6.1	8,400	7,210	5.1	1,935
Owner - Propriétaires .....	5,400	1,945	2,975	470	260	6.6	5,400	4,850	5.3	950
Tenant - Locataires .....	3,055	410	1,055	1,580	405	5.1	3,000	2,360	4.8	985
Transportation and communication - Transports et communications .....	9,270	2,525	4,325	2,385	1,090	5.7	9,220	8,125	4.7	1,895
Owner - Propriétaires .....	5,200	1,900	3,010	270	360	6.3	5,200	4,780	4.9	820
Tenant - Locataires .....	4,070	625	1,315	2,115	730	4.9	4,020	3,345	4.5	1,075
Commercial - Commerce .....	7,560	2,380	2,560	2,585	315	5.8	7,550	6,920	4.1	850
Owner - Propriétaires .....	4,400	2,025	1,985	370	145	6.6	4,400	4,120	4.4	395
Tenant - Locataires .....	3,160	355	575	2,215	170	4.6	3,150	2,800	3.6	455
Financial - Finance .....	2,310	1,100	410	790	--	6.4	2,305	2,240	4.0	205
Owner - Propriétaires .....	1,350	945	285	120	--	7.5	1,350	1,315	4.4	--
Tenant - Locataires .....	960	155	125	670	--	4.9	955	925	3.5	115
Service (other than professional) - Services (autres que professionnels) .....	9,220	2,405	4,240	2,510	845	5.9	9,195	8,260	4.7	1,605
Owner - Propriétaires .....	5,415	1,885	3,055	430	330	6.6	5,410	4,950	5.0	820
Tenant - Locataires .....	3,805	520	1,185	2,080	515	5.0	3,785	3,310	4.2	785
Labourers (not agricultural, fishing, logging, or mining) - Manoeuvres (sauf l'agriculture, la pêche, l'abatage et les mines) .....	4,990	1,235	2,500	1,220	660	5.9	4,900	4,005	5.5	1,585
Owner - Propriétaires .....	3,155	965	1,900	260	250	6.5	3,145	2,690	5.8	870
Tenant - Locataires .....	1,835	270	600	960	410	4.9	1,755	1,315	4.9	715
<b>Windsor</b>										
All occupations <sup>2</sup> - Toutes occupations <sup>2</sup> .....	25,785	16,785	1,705	7,180	1,975	5.2	25,645	24,275	3.9	3,930
Owner - Propriétaires .....	14,095	12,235	650	1,125	540	5.8	14,080	13,845	4.1	1,545
Tenant - Locataires .....	11,690	4,550	1,055	6,055	1,435	4.4	11,565	10,430	3.7	2,385
Proprietary and managerial - Propriété et administration .....	3,380	2,240	195	925	110	5.8	3,370	3,330	3.8	270
Owner - Propriétaires .....	2,185	1,820	--	270	--	6.3	2,180	2,170	3.9	160
Tenant - Locataires .....	1,195	420	115	655	--	4.7	1,190	1,160	3.5	110
Professional - Professions .....	1,565	1,010	120	430	--	5.6	1,565	1,540	3.4	--
Owner - Propriétaires .....	845	780	--	--	--	6.3	845	845	3.8	--
Tenant - Locataires .....	720	230	--	405	--	4.8	720	695	3.0	--
Clerical - Bureaux .....	2,355	1,540	145	655	130	5.0	2,355	2,285	3.7	245
Owner - Propriétaires .....	1,130	1,015	--	--	--	5.7	1,130	1,120	3.8	--
Tenant - Locataires .....	1,225	525	115	580	100	4.4	1,225	1,165	3.5	165
Agricultural - Agriculture .....	--	--	--	--	--	--	--	--	--	--
Owner - Propriétaires .....	--	--	--	--	--	--	--	--	--	--
Tenant - Locataires .....	--	--	--	--	--	--	--	--	--	--
Fishing, trapping, and logging - Pêche, trappage et abatage .....	--	--	--	--	--	--	--	--	--	--
Owner - Propriétaires .....	--	--	--	--	--	--	--	--	--	--
Tenant - Locataires .....	--	--	--	--	--	--	--	--	--	--
Mining and quarrying - Mines et carrières .....	--	--	--	--	--	--	--	--	--	--
Owner - Propriétaires .....	--	--	--	--	--	--	--	--	--	--
Tenant - Locataires .....	--	--	--	--	--	--	--	--	--	--

1. Includes electric light and power production and stationary enginemen. - Comprend l'éclairage et l'énergie électriques, et les mécaniciens de machines fixes.

2. Includes "not stated" occupations. - Comprend les occupations "non déclarées".

**TABLE 108. Households with male heads by occupation group of household head and tenure, showing specified dwelling attributes, average number of persons per household, and number of crowded households, for provinces and cities of 100,000 population and over, 1951 - Continued**  
**TABLEAU 108. Ménages avec chefs masculins selon le groupe d'occupation du chef, le mode d'occupation et certains attributs du logement, moyenne de personnes par ménage et nombre de ménages encombrés, provinces et cités de 100,000 et plus, 1951 - suite**

Occupation group of household head and tenure Groupe d'occupation du chef de ménage et mode d'occupation du logement	Total	Type of dwelling Genre de logement			Dwellings in need of major repair Logements ayant besoin de réparations importantes	Average number of rooms per dwelling Moyenne de pièces par logement	Dwellings with: Logements pourvus de:		Average number of persons per household Moyenne de personnes par ménage	Number of crowded households Nombre de ménages encombrés
		Single detached Unique-maison seule	Single attached Unique-maison attenante	Apartments and flats Appartements et plain-pied			Running water Eau courante	Flush toilet (exclusive use) Toilettes avec chasse d'eau (usage exclusif)		
<b>ONTARIO - Con.-fin</b>										
<b>Windsor - Con.-fin</b>										
Manufacturing and mechanical <sup>1</sup> - Fabrication et mécanique <sup>1</sup>	9,920	6,650	650	2,575	865	5.1	9,870	9,210	4.0	1,900
Owner - Propriétaires	5,530	4,805	260	435	220	5.7	5,530	5,410	4.1	755
Tenant - Locataires	4,390	1,845	390	2,140	645	4.3	4,340	3,800	3.9	1,145
Construction	1,775	1,040	135	590	200	5.0	1,765	1,595	4.2	425
Owner - Propriétaires	925	780	--	--	--	5.8	925	900	4.5	150
Tenant - Locataires	850	260	--	495	155	4.3	840	695	3.9	275
Transportation and communication - Transports et communications	2,050	1,340	130	575	135	4.9	2,040	1,900	4.0	355
Owner - Propriétaires	995	885	--	--	--	5.6	990	985	4.2	105
Tenant - Locataires	1,055	455	--	520	105	4.3	1,050	915	3.9	250
Commercial - Commerce	1,115	590	110	410	--	5.0	1,115	1,075	3.6	105
Owner - Propriétaires	500	395	--	--	--	5.8	500	485	4.1	--
Tenant - Locataires	615	195	--	360	--	4.3	615	590	3.2	--
Financial - Finance	240	145	--	--	--	5.4	235	230	3.7	--
Owner - Propriétaires	105	105	--	--	--	6.2	105	105	4.0	--
Tenant - Locataires	135	--	--	--	--	4.7	130	125	3.4	--
Service (other than professional) - Services (autres que professionnels)	1,615	1,055	105	450	135	5.2	1,600	1,505	3.7	190
Owner - Propriétaires	940	825	--	--	--	5.8	940	915	4.0	--
Tenant - Locataires	675	230	--	400	100	4.4	660	590	3.4	--
Labourers (not agricultural, fishing, logging, or mining) - Manoeuvres (sauf l'agriculture, la pêche, l'abatage et les mines)	1,585	1,045	105	430	240	5.1	1,555	1,450	4.4	355
Owner - Propriétaires	835	725	--	--	--	5.8	830	805	4.5	125
Tenant - Locataires	750	320	--	365	180	4.3	725	645	4.2	230
<b>MANITOBA</b>										
All occupations <sup>2</sup> - Toutes occupations <sup>2</sup>	155,650	124,935	5,290	25,230	20,855	4.9	85,895	70,945	4.0	32,995
Owner - Propriétaires	111,380	103,060	2,760	5,445	14,995	5.1	54,970	46,555	4.1	23,585
Tenant - Locataires	44,270	21,875	2,530	19,785	5,860	4.2	31,225	24,390	3.6	9,410
Proprietary and managerial - Propriété et administration	17,735	13,355	735	3,620	905	5.4	14,285	13,100	3.8	1,820
Owner - Propriétaires	13,355	11,655	510	1,165	605	5.7	10,630	9,745	3.9	1,320
Tenant - Locataires	4,380	1,700	225	2,455	300	4.4	3,655	3,355	3.3	500
Professional - Professions	7,085	5,390	215	1,460	300	5.5	5,970	5,575	3.5	465
Owner - Propriétaires	4,345	4,090	--	165	135	6.0	3,935	3,785	3.8	245
Tenant - Locataires	2,740	1,300	130	1,295	165	4.7	2,035	1,790	3.1	220
Clerical - Bureaux	8,110	5,775	190	2,135	505	4.6	7,290	6,435	3.6	915
Owner - Propriétaires	4,705	4,410	--	255	240	5.0	4,140	3,825	3.7	405
Tenant - Locataires	3,405	1,365	150	1,880	265	4.1	3,150	2,610	3.4	510
Agricultural - Agriculture	46,350	44,490	1,330	490	10,165	5.2	5,360	2,815	4.3	12,800
Owner - Propriétaires	41,015	39,600	1,125	255	8,845	5.1	4,715	2,460	4.3	11,520
Tenant - Locataires	5,335	4,890	205	235	1,320	5.2	645	355	4.0	1,280
Fishing, trapping, and logging - Pêche, trappage et abatage	1,745	1,600	--	--	580	3.0	--	--	4.4	955
Owner - Propriétaires	1,445	1,340	--	--	410	3.0	--	--	4.5	805
Tenant - Locataires	300	260	--	--	170	3.0	--	--	4.1	150
Mining and quarrying - Mines et carrières	1,490	1,035	--	420	205	3.9	430	285	3.9	470
Owner - Propriétaires	1,010	875	--	135	115	4.3	245	170	4.3	305
Tenant - Locataires	480	160	--	285	--	3.2	185	115	3.2	165
Manufacturing and mechanical <sup>1</sup> - Fabrication et mécanique <sup>1</sup>	20,730	15,275	675	4,770	2,180	4.6	15,790	12,745	3.9	4,360
Owner - Propriétaires	13,855	12,350	275	1,225	1,340	4.9	10,105	8,675	4.0	2,630
Tenant - Locataires	6,875	2,925	400	3,545	840	3.9	5,685	4,070	3.6	1,730
Construction	10,035	7,530	365	2,125	1,305	4.5	6,565	5,160	4.1	2,660
Owner - Propriétaires	7,030	6,220	165	635	865	4.8	4,240	3,465	4.2	1,685
Tenant - Locataires	3,005	1,310	200	1,490	440	4.0	2,325	1,695	3.9	975
Transportation and communication - Transports et communications	15,125	11,425	525	3,145	1,625	4.6	10,020	8,110	3.9	3,175
Owner - Propriétaires	8,945	8,275	165	495	835	4.9	5,745	4,900	4.0	1,850
Tenant - Locataires	6,180	3,150	360	2,650	790	4.2	4,275	3,210	3.6	1,325
Commercial - Commerce	7,110	5,105	165	1,840	435	4.8	5,675	5,090	3.7	945
Owner - Propriétaires	4,045	3,775	--	220	210	5.3	3,300	3,060	3.9	450
Tenant - Locataires	3,065	1,330	115	1,620	225	4.1	2,375	2,030	3.4	495

1. Includes electric light and power production, and stationary engines. - Comprend l'éclairage et l'énergie électriques, et les mécaniciens de machines fixes.

2. Includes "not stated" occupations. - Comprend les occupations "non déclarées".

TABLE 108. Households with male heads by occupation group of household head and tenure, showing specified dwelling attributes, average number of persons per household, and number of crowded households, for provinces and cities of 100,000 population and over, 1951 - Continued  
 TABLEAU 108. Ménages avec chefs masculins selon le groupe d'occupation du chef, le mode d'occupation et certains attributs du logement, moyenne de personnes par ménage et nombre de ménages encombrés, provinces et cités de 100,000 et plus, 1951 - suite

Occupation group of household head and tenure Groupe d'occupation du chef de ménage et mode d'occupation du logement	Total	Type of dwelling Genre de logement			Dwellings in need of major repair Logements ayant besoin de réparations importantes	Average number of rooms per dwelling Moyenne de pièces par logement	Dwellings with: Logements pourvus de:		Average number of persons per household Moyenne de personnes par ménage	Number of crowded households Nombre de ménages encombrés
		Single detached Unique-maison seule	Single attached Unique-maison attenante	Apartments and flats Appartements et plain-pied			Running water Eau courante	Flush toilet (exclusive use) Toilettes avec chasse d'eau (usage exclusif)		
<b>MANITOBA - Con.-fin</b>										
Financial - Finance	1,400	965	--	410	--	5.2	1,285	1,180	3.6	100
Owner - Propriétaires	895	825	--	--	--	5.8	810	765	3.9	--
Tenant - Locataires	505	140	--	355	--	3.9	475	415	3.0	--
Service (other than professional) - Services (autres que professionnels)	9,435	6,190	620	2,615	875	4.7	7,415	6,335	3.8	1,625
Owner - Propriétaires	4,775	4,280	130	360	415	5.1	3,500	3,100	4.0	760
Tenant - Locataires	4,660	1,910	490	2,255	460	4.2	3,915	3,235	3.6	865
Labourers (not agricultural, fishing, logging, or mining) - Manoeuvres (sauf l'agriculture, la pêche, l'abatage et les mines)	8,665	6,335	280	2,040	1,615	4.4	5,455	3,875	4.1	2,555
Owner - Propriétaires	5,525	4,995	--	435	885	4.7	3,085	2,465	4.3	1,455
Tenant - Locataires	3,140	1,340	190	1,605	730	3.7	2,370	1,410	3.9	1,100
<b>Winnipeg</b>										
All occupations <sup>1</sup> - Toutes occupations <sup>1</sup>	47,705	28,415	1,560	17,695	3,000	4.8	46,990	40,470	3.8	7,115
Owner - Propriétaires	25,885	22,190	390	3,285	1,055	5.6	25,820	23,970	4.0	2,675
Tenant - Locataires	21,820	6,225	1,170	14,410	1,945	4.0	21,170	16,500	3.5	4,440
Proprietary and managerial - Propriété et administration	7,860	5,305	200	2,345	185	5.5	7,825	7,540	3.7	535
Owner - Propriétaires	5,380	4,745	--	530	--	6.0	5,380	5,255	3.9	300
Tenant - Locataires	2,480	560	105	1,815	105	4.2	2,445	2,285	3.1	235
Professional - Professions	3,420	2,285	--	1,075	105	5.4	3,400	3,260	3.6	190
Owner - Propriétaires	2,140	2,000	--	120	--	6.2	2,140	2,120	3.9	--
Tenant - Locataires	1,280	285	--	955	--	4.1	1,260	1,140	3.0	115
Clerical - Bureaux	4,340	2,545	105	1,690	185	4.6	4,295	3,790	3.6	495
Owner - Propriétaires	1,980	1,780	--	195	--	5.3	1,980	1,860	3.7	130
Tenant - Locataires	2,360	765	100	1,495	135	4.1	2,315	1,930	3.4	365
Agricultural - Agriculture	445	260	--	170	--	4.6	430	355	3.9	100
Owner - Propriétaires	240	200	--	--	--	5.4	235	225	4.2	--
Tenant - Locataires	205	--	--	130	--	3.6	195	130	3.6	--
Fishing, trapping, and logging - Pêche, trappage et abatage	--	--	--	--	--	--	--	--	--	--
Owner - Propriétaires	--	--	--	--	--	--	--	--	--	--
Tenant - Locataires	--	--	--	--	--	--	--	--	--	--
Mining and quarrying - Mines et carrières	--	--	--	--	--	--	--	--	--	--
Owner - Propriétaires	--	--	--	--	--	--	--	--	--	--
Tenant - Locataires	--	--	--	--	--	--	--	--	--	--
Manufacturing and mechanical <sup>2</sup> - Fabrication et mécanique <sup>2</sup>	9,715	5,795	325	3,595	655	4.6	9,600	7,955	3.8	1,805
Owner - Propriétaires	5,455	4,500	--	880	295	5.2	5,455	4,950	4.1	725
Tenant - Locataires	4,260	1,295	250	2,715	360	3.8	4,145	3,005	3.6	1,080
Construction	3,815	2,170	165	1,480	315	4.7	3,755	2,990	4.1	780
Owner - Propriétaires	2,035	1,605	--	395	105	5.3	2,025	1,785	4.2	270
Tenant - Locataires	1,780	565	130	1,085	210	4.1	1,730	1,205	3.9	510
Transportation and communication - Transports et communications	5,710	3,375	220	2,105	395	4.7	5,625	4,630	3.9	995
Owner - Propriétaires	2,690	2,330	--	315	125	5.3	2,665	2,435	4.1	330
Tenant - Locataires	3,020	1,045	180	1,790	270	4.0	2,960	2,195	3.7	665
Commercial - Commerce	3,320	1,875	--	1,380	135	4.7	3,290	2,980	3.6	400
Owner - Propriétaires	1,575	1,410	--	150	--	5.6	1,570	1,500	4.0	155
Tenant - Locataires	1,745	465	--	1,230	--	3.9	1,720	1,480	3.2	245
Financial - Finance	750	425	--	305	--	4.8	745	680	3.3	--
Owner - Propriétaires	385	350	--	--	--	5.8	385	365	3.7	--
Tenant - Locataires	365	--	--	280	--	3.8	360	315	2.8	--
Service (other than professional) - Services (autres que professionnels)	4,210	2,190	195	1,815	355	4.6	4,010	3,385	3.8	710
Owner - Propriétaires	1,935	1,600	--	285	100	5.5	1,930	1,725	4.3	260
Tenant - Locataires	2,275	590	150	1,530	255	3.8	2,080	1,660	3.5	450
Labourers (not agricultural, fishing, logging, or mining) - Manoeuvres (sauf l'agriculture, la pêche, l'abatage et les mines)	3,930	2,115	190	1,625	580	4.6	3,825	2,765	4.2	1,000
Owner - Propriétaires	1,980	1,595	--	335	185	5.4	1,965	1,675	4.5	345
Tenant - Locataires	1,950	520	140	1,290	395	3.8	1,860	1,090	3.8	655

1. Includes "not stated" occupations. - Comprend les occupations "non déclarées".

2. Includes electric light and power production, and stationary enginem. - Comprend l'éclairage et l'énergie électriques, et les mécaniciens de machines fixes.

TABLE 108. Households with male heads by occupation group of household head and tenure, showing specified dwelling attributes, average number of persons per household, and number of crowded households, for provinces and cities of 100,000 population and over, 1951 - Continued  
 TABLEAU 108. Ménages avec chefs masculins selon le groupe d'occupation du chef, le mode d'occupation et certains attributs du logement, moyenne de personnes par ménage et nombre de ménages encombrés, provinces et cités de 100,000 et plus, 1951 - suite

Occupation group of household head and tenure Groupe d'occupation du chef de ménage et mode d'occupation du logement	Total	Type of dwelling Genre de logement			Dwellings in need of major repair Logements ayant besoin de réparations importantes	Average number of rooms per dwelling Moyenne de pièces par logement	Dwellings with: Logements pourvus de:		Average number of persons per household Moyenne de personnes par ménage	Number of crowded households Nombre de ménages encombrés
		Single detached Uniquement maison seule	Single attached Uniquement maison attenante	Apartments and flats Appartements et plain-pied			Running water Eau courante	Flush toilet (exclusive use) Toilettes avec chasse d'eau (usage exclusif)		
<b>SASKATCHEWAN</b>										
<b>All occupations<sup>1</sup> - Toutes occupations<sup>1</sup> .....</b>	<b>173,845</b>	<b>152,985</b>	<b>7,085</b>	<b>13,070</b>	<b>35,250</b>	<b>4.8</b>	<b>45,770</b>	<b>33,345</b>	<b>3.9</b>	<b>43,450</b>
Owner - Propriétaires .....	128,295	119,745	5,035	3,040	25,930	4.9	29,785	22,165	4.1	32,615
Tenant - Locataires .....	45,550	33,240	2,050	10,030	9,320	4.4	15,985	11,180	3.6	10,835
<b>Proprietary and managerial - Propriété et administration .....</b>	<b>16,300</b>	<b>11,990</b>	<b>1,380</b>	<b>2,880</b>	<b>1,370</b>	<b>5.1</b>	<b>9,195</b>	<b>7,295</b>	<b>3.8</b>	<b>2,150</b>
Owner - Propriétaires .....	11,695	9,500	1,025	1,130	815	5.4	6,270	4,925	3.9	1,465
Tenant - Locataires .....	4,605	2,490	355	1,750	555	4.5	2,925	2,370	3.5	685
<b>Professional - Professions .....</b>	<b>6,370</b>	<b>5,100</b>	<b>205</b>	<b>1,040</b>	<b>425</b>	<b>5.1</b>	<b>3,895</b>	<b>3,330</b>	<b>3.4</b>	<b>635</b>
Owner - Propriétaires .....	2,900	2,655	--	140	120	5.8	2,450	2,055	3.7	185
Tenant - Locataires .....	3,470	2,445	115	900	305	4.5	1,655	1,275	3.2	450
<b>Clerical - Bureaux .....</b>	<b>4,125</b>	<b>2,905</b>	<b>130</b>	<b>1,080</b>	<b>395</b>	<b>4.5</b>	<b>3,055</b>	<b>2,465</b>	<b>3.6</b>	<b>705</b>
Owner - Propriétaires .....	2,320	2,135	--	145	180	5.0	1,740	1,570	3.8	340
Tenant - Locataires .....	1,805	770	--	935	215	3.9	1,315	895	3.3	365
<b>Agricultural - Agriculture .....</b>	<b>95,790</b>	<b>91,485</b>	<b>3,435</b>	<b>535</b>	<b>24,645</b>	<b>4.9</b>	<b>8,020</b>	<b>3,625</b>	<b>4.1</b>	<b>26,080</b>
Owner - Propriétaires .....	80,480	76,960	3,000	260	20,180	4.9	6,900	3,150	4.1	22,285
Tenant - Locataires .....	15,310	14,525	435	275	4,465	5.0	1,120	475	3.9	3,795
<b>Fishing, trapping, and logging - Pêche, trappage et abatage .....</b>	<b>1,340</b>	<b>1,195</b>	<b>--</b>	<b>--</b>	<b>585</b>	<b>2.1</b>	<b>--</b>	<b>--</b>	<b>4.4</b>	<b>970</b>
Owner - Propriétaires .....	1,170	1,045	--	--	515	2.0	--	--	4.5	885
Tenant - Locataires .....	170	150	--	--	--	3.2	--	--	3.8	--
<b>Mining and quarrying - Mines et carrières .....</b>	<b>455</b>	<b>395</b>	<b>--</b>	<b>--</b>	<b>--</b>	<b>3.7</b>	<b>--</b>	<b>--</b>	<b>3.9</b>	<b>170</b>
Owner - Propriétaires .....	295	265	--	--	--	3.8	--	--	4.0	110
Tenant - Locataires .....	160	130	--	--	--	3.5	--	--	3.6	--
<b>Manufacturing and mechanical<sup>2</sup> - Fabrication et mécanique<sup>2</sup> .....</b>	<b>10,595</b>	<b>8,740</b>	<b>405</b>	<b>1,435</b>	<b>1,790</b>	<b>4.3</b>	<b>4,680</b>	<b>3,440</b>	<b>4.0</b>	<b>2,980</b>
Owner - Propriétaires .....	7,085	6,495	255	320	1,015	4.6	3,035	2,420	4.1	1,855
Tenant - Locataires .....	3,510	2,245	150	1,115	775	3.8	1,645	1,020	3.7	1,125
<b>Construction .....</b>	<b>5,820</b>	<b>4,880</b>	<b>210</b>	<b>685</b>	<b>940</b>	<b>4.4</b>	<b>2,375</b>	<b>1,810</b>	<b>4.0</b>	<b>1,720</b>
Owner - Propriétaires .....	4,250	3,850	140	240	565	4.7	1,715	1,400	4.1	1,185
Tenant - Locataires .....	1,570	1,030	--	445	375	3.7	660	410	3.8	535
<b>Transportation and communication - Transports et communications .....</b>	<b>13,250</b>	<b>10,750</b>	<b>510</b>	<b>1,895</b>	<b>2,235</b>	<b>4.4</b>	<b>5,325</b>	<b>4,125</b>	<b>3.8</b>	<b>3,475</b>
Owner - Propriétaires .....	7,075	6,665	120	250	1,050	4.7	3,005	2,515	4.1	1,830
Tenant - Locataires .....	6,175	4,085	390	1,645	1,185	4.0	2,320	1,610	3.5	1,645
<b>Commercial - Commerce .....</b>	<b>7,825</b>	<b>6,200</b>	<b>340</b>	<b>1,260</b>	<b>685</b>	<b>4.6</b>	<b>3,490</b>	<b>2,865</b>	<b>3.7</b>	<b>1,405</b>
Owner - Propriétaires .....	3,595	3,335	110	140	215	5.0	1,805	1,565	3.9	595
Tenant - Locataires .....	4,230	2,865	230	1,120	470	4.3	1,685	1,300	3.5	810
<b>Financial - Finance .....</b>	<b>840</b>	<b>600</b>	<b>--</b>	<b>215</b>	<b>--</b>	<b>5.2</b>	<b>635</b>	<b>530</b>	<b>3.5</b>	<b>--</b>
Owner - Propriétaires .....	555	475	--	--	--	5.7	395	355	3.5	--
Tenant - Locataires .....	285	125	--	150	--	4.3	240	175	3.4	--
<b>Service (other than professional) - Services (autres que professionnels) .....</b>	<b>5,785</b>	<b>4,245</b>	<b>190</b>	<b>1,310</b>	<b>835</b>	<b>4.4</b>	<b>3,240</b>	<b>2,515</b>	<b>3.8</b>	<b>1,240</b>
Owner - Propriétaires .....	3,265	2,965	--	205	455	4.8	1,520	1,280	4.0	710
Tenant - Locataires .....	2,520	1,280	110	1,105	380	4.0	1,720	1,235	3.4	530
<b>Labourers (not agricultural, fishing, logging, or mining) - Manoeuvres (sauf l'agriculture, la pêche, l'abatage et les mines) .....</b>	<b>4,895</b>	<b>4,105</b>	<b>145</b>	<b>635</b>	<b>1,050</b>	<b>4.0</b>	<b>1,700</b>	<b>1,245</b>	<b>4.0</b>	<b>1,700</b>
Owner - Propriétaires .....	3,305	3,115	--	115	630	4.3	1,085	880	4.0	1,060
Tenant - Locataires .....	1,590	990	--	520	420	3.5	615	365	3.8	640
<b>ALBERTA</b>										
<b>All occupations<sup>1</sup> - Toutes occupations<sup>1</sup> .....</b>	<b>198,715</b>	<b>165,520</b>	<b>6,275</b>	<b>25,570</b>	<b>38,505</b>	<b>4.6</b>	<b>96,285</b>	<b>75,775</b>	<b>3.9</b>	<b>49,655</b>
Owner - Propriétaires .....	141,700	131,080	3,690	5,970	27,130	4.8	63,145	52,135	4.0	33,590
Tenant - Locataires .....	57,015	34,440	2,585	19,600	11,375	3.9	33,140	23,640	3.5	16,065
<b>Proprietary and managerial - Propriété et administration .....</b>	<b>21,825</b>	<b>16,975</b>	<b>1,220</b>	<b>3,535</b>	<b>1,515</b>	<b>5.1</b>	<b>16,840</b>	<b>15,035</b>	<b>3.8</b>	<b>3,005</b>
Owner - Propriétaires .....	15,850	13,715	905	1,160	965	5.4	11,930	10,885	3.9	2,075
Tenant - Locataires .....	5,975	3,260	315	2,375	550	4.4	4,910	4,150	3.4	930
<b>Professional - Professions .....</b>	<b>9,675</b>	<b>7,490</b>	<b>305</b>	<b>1,825</b>	<b>550</b>	<b>5.1</b>	<b>8,030</b>	<b>7,345</b>	<b>3.6</b>	<b>1,040</b>
Owner - Propriétaires .....	5,310	4,940	--	275	180	5.7	4,790	4,530	3.9	435
Tenant - Locataires .....	4,365	2,550	240	1,550	370	4.4	3,240	2,815	3.2	605

1. Includes "not stated" occupations. - Comprend les occupations "non déclarées".

2. Includes electric light and power production, and stationary enginemen. - Comprend l'éclairage et l'énergie électriques, et les mécaniciens de machines fixes.

**TABLE 108. Households with male heads by occupation group of household head and tenure, showing specified dwelling attributes, average number of persons per household, and number of crowded households, for provinces and cities of 100,000 population and over, 1951 — Continued**  
**TABLEAU 108. Ménages avec chefs masculins selon le groupe d'occupation du chef, le mode d'occupation et certains attributs du logement, moyenne de personnes par ménage et nombre de ménages encombrés, provinces et cités de 100,000 et plus, 1951 — suite**

Occupation group of household head and tenure Groupe d'occupation du chef de ménage et mode d'occupation du logement	Total	Type of dwelling Genre de logement			Dwellings in need of major repair Logements ayant besoin de réparations importantes	Average number of rooms per dwelling Moyenne de pièces par logement	Dwellings with: Logements pourvus de:		Average number of persons per household Moyenne de personnes par ménage	Number of crowded households Nombre de ménages encombrés
		Single detached Unique-maison seule	Single attached Unique-maison attenante	Apartments and flats Appartements et plain-pied			Running water Eau courante	Flush toilet (exclusive use) Toilettes avec chasse d'eau (usage exclusif)		
<b>ALBERTA — Con. — suite</b>										
Clerical — Bureaux.....	6,855	4,790	150	1,905	550	4.4	5,815	4,985	3.6	1,115
Owner — Propriétaires .....	4,050	3,665	--	345	220	4.9	3,450	3,130	3.8	580
Tenant — Locataires .....	2,805	1,125	120	1,560	330	3.7	2,365	1,855	3.3	535
Agricultural — Agriculture.....	77,405	74,345	2,075	485	22,790	4.7	11,525	7,535	4.0	22,205
Owner — Propriétaires .....	66,675	64,210	1,825	215	19,230	4.7	10,120	6,775	4.1	18,735
Tenant — Locataires .....	10,730	10,135	250	270	3,560	4.3	1,405	760	3.9	3,470
Fishing, trapping, and logging — Pêche, trappage et abataje .....	1,325	1,205	--	--	640	2.3	--	--	3.7	695
Owner — Propriétaires .....	920	820	--	--	485	2.1	--	--	3.5	465
Tenant — Locataires .....	405	385	--	--	155	2.8	--	--	4.1	230
Mining and quarrying — Mines et carrières .....	4,935	4,415	--	345	830	3.8	2,630	1,090	3.7	1,595
Owner — Propriétaires .....	3,200	3,020	--	--	475	4.0	1,825	750	3.7	930
Tenant — Locataires .....	1,735	1,395	--	270	355	3.4	805	340	3.5	665
Manufacturing and mechanical <sup>1</sup> — Fabrication et mécanique <sup>1</sup> .....	18,190	13,790	555	3,760	2,540	4.3	12,720	9,775	3.9	4,755
Owner — Propriétaires .....	11,625	10,430	265	900	1,310	4.7	8,180	6,860	4.0	2,535
Tenant — Locataires .....	6,565	3,360	290	2,860	1,230	3.7	4,540	2,915	3.6	2,220
Construction .....	13,015	9,500	415	3,000	2,005	4.2	8,540	6,335	4.0	3,955
Owner — Propriétaires .....	8,335	7,335	170	765	985	4.6	5,395	4,450	4.1	2,090
Tenant — Locataires .....	4,680	2,165	245	2,235	1,020	3.6	3,145	1,885	3.8	1,865
Transportation and communication — Transports et communications .....	16,820	12,935	640	3,105	2,765	4.3	9,990	7,730	3.8	4,720
Owner — Propriétaires .....	9,710	8,810	175	650	1,400	4.6	6,060	5,070	4.1	2,400
Tenant — Locataires .....	7,110	4,125	465	2,455	1,365	3.7	3,930	2,660	3.5	2,320
Commercial — Commerce .....	8,570	6,335	210	1,990	825	4.6	6,340	5,375	3.7	1,310
Owner — Propriétaires .....	4,450	4,055	--	340	270	5.0	3,505	3,190	3.9	620
Tenant — Locataires .....	4,120	2,280	165	1,650	555	4.1	2,835	2,185	3.4	690
Financial — Finance .....	1,890	1,300	--	545	100	5.1	1,765	1,630	3.5	160
Owner — Propriétaires .....	1,335	1,120	--	200	--	5.5	1,225	1,140	3.6	--
Tenant — Locataires .....	555	180	--	345	--	4.0	540	490	3.2	--
Service (other than professional) — Services (autres que professionnels).....	9,685	6,225	285	3,115	1,315	4.3	7,595	6,060	3.5	1,935
Owner — Propriétaires .....	5,130	4,450	--	560	570	4.7	3,915	3,335	3.8	910
Tenant — Locataires .....	4,555	1,775	195	2,555	745	3.7	3,680	2,725	3.3	1,025
Labourers (not agricultural, fishing, logging, or mining) — Manoeuvres (sauf l'agriculture, la pêche, l'abatage et les mines) .....	7,870	5,680	255	1,850	1,905	3.8	4,190	2,670	3.9	2,965
Owner — Propriétaires .....	4,720	4,155	--	470	895	4.3	2,565	1,870	4.2	1,640
Tenant — Locataires .....	3,150	1,525	200	1,380	1,010	3.1	1,625	800	3.5	1,325
<b>Calgary</b>										
All occupations <sup>2</sup> — Toutes occupations <sup>2</sup> .....	27,370	16,975	385	9,915	1,910	4.6	26,160	22,330	3.6	4,455
Owner — Propriétaires .....	16,295	13,810	140	2,295	655	5.2	15,910	15,025	3.8	1,945
Tenant — Locataires .....	11,075	3,165	245	7,620	1,255	3.6	10,250	7,305	3.2	2,510
Proprietary and managerial — Propriété et administration .....	4,885	3,600	--	1,200	160	5.3	4,860	4,615	3.6	400
Owner — Propriétaires .....	3,425	3,000	--	375	--	5.7	3,415	3,335	3.8	190
Tenant — Locataires .....	1,460	600	--	825	105	4.4	1,445	1,280	3.3	210
Professional — Professions .....	2,625	1,805	--	775	--	5.2	2,605	2,460	3.6	220
Owner — Propriétaires .....	1,620	1,495	--	110	--	5.7	1,615	1,580	3.8	130
Tenant — Locataires .....	1,005	310	--	665	--	4.3	990	880	3.1	--
Clerical — Bureaux .....	2,155	1,275	--	855	145	4.3	2,090	1,840	3.4	310
Owner — Propriétaires .....	1,180	1,025	--	150	--	4.8	1,170	1,110	3.7	135
Tenant — Locataires .....	975	250	--	705	100	3.7	920	730	3.1	175
Agricultural — Agriculture .....	395	260	--	125	--	4.4	340	290	3.3	--
Owner — Propriétaires .....	275	225	--	--	--	5.2	250	240	3.7	--
Tenant — Locataires .....	120	--	--	--	--	2.6	--	--	2.4	--
Fishing, trapping, and logging — Pêche, trappage et abatage .....	--	--	--	--	--	--	--	--	--	--
Owner — Propriétaires .....	--	--	--	--	--	--	--	--	--	--
Tenant — Locataires .....	--	--	--	--	--	--	--	--	--	--
Mining and quarrying — Mines et carrières .....	--	--	--	--	--	--	--	--	--	--
Owner — Propriétaires .....	--	--	--	--	--	--	--	--	--	--
Tenant — Locataires .....	--	--	--	--	--	--	--	--	--	--

1. Includes electric light and power production, and stationary engines. — Comprend l'éclairage et l'énergie électriques, et les mécaniciens de machines fixes.

2. Includes "not stated" occupations. — Comprend les occupations "non déclarées".

TABLE 108. Households with male heads by occupation group of household head and tenure, showing specified dwelling attributes, average number of persons per household, and number of crowded households, for provinces and cities of 100,000 population and over, 1951 - Continued  
 TABLEAU 108. Ménages avec chefs masculins selon le groupe d'occupation du chef, le mode d'occupation et certains attributs du logement, moyenne de personnes par ménage et nombre de ménages encombrés, provinces et cités de 100,000 et plus, 1951 - suite

Occupation group of household head and tenure Groupe d'occupation du chef de ménage et mode d'occupation du logement	Total	Type of dwelling Genre de logement			Dwellings in need of major repair Logements ayant besoin de réparations importantes	Average number of rooms per dwelling Moyenne de pièces par logement	Dwellings with: Logements pourvus de:		Average number of persons per household Moyenne de personnes par ménage	Number of crowded households Nombre de ménages encombrés
		Single detached Unique-maison seule	Single attached Unique-maison attenante	Apartments and flats Appartements et plain-pied			Running water Eau courante	Flush toilet (exclusive use) Toilettes avec chasse d'eau (usage exclusif)		
<b>ALBERTA - Con. - suite</b>										
<b>Calgary - Con. - fin</b>										
Manufacturing and mechanical <sup>1</sup> - Fabrication et mécanique <sup>1</sup>	4,285	2,675	--	1,555	360	4.4	4,035	3,300	3.7	865
Owner - Propriétaires	2,640	2,220	--	405	130	5.0	2,555	2,375	4.0	395
Tenant - Locataires	1,645	455	--	1,150	230	3.5	1,480	925	3.2	470
Construction	2,795	1,550	--	1,165	205	4.2	2,570	1,945	3.6	665
Owner - Propriétaires	1,600	1,265	--	290	--	4.9	1,535	1,390	3.8	245
Tenant - Locataires	1,195	285	--	875	110	3.3	1,035	555	3.4	420
Transportation and communication - Transports et communications	3,005	1,860	--	1,090	285	4.3	2,825	2,315	3.7	660
Owner - Propriétaires	1,700	1,475	--	195	100	5.0	1,640	1,550	4.0	265
Tenant - Locataires	1,305	385	--	895	185	3.5	1,185	765	3.4	395
Commercial - Commerce	2,055	1,210	--	835	130	4.5	2,015	1,775	3.6	225
Owner - Propriétaires	1,110	955	--	155	--	5.1	1,100	1,055	3.9	--
Tenant - Locataires	945	255	--	680	--	3.8	915	720	3.3	135
Financial - Finance	680	415	--	260	--	4.8	680	635	3.4	--
Owner - Propriétaires	470	360	--	110	--	5.2	470	450	3.4	--
Tenant - Locataires	210	--	--	150	--	3.9	210	185	3.3	--
Service (other than professional) - Services (autres que professionnels)	2,830	1,460	--	1,310	245	4.1	2,710	2,135	3.4	520
Owner - Propriétaires	1,360	1,085	--	260	--	4.8	1,345	1,225	3.8	210
Tenant - Locataires	1,470	375	--	1,050	200	3.4	1,365	910	3.1	310
Labourers (not agricultural, fishing, logging, or mining) - Manoeuvres (sauf l'agriculture, la pêche, l'abatage et les mines)	1,545	805	--	695	230	4.0	1,340	950	3.6	430
Owner - Propriétaires	845	655	--	180	--	4.9	760	665	4.0	205
Tenant - Locataires	700	150	--	515	135	3.0	580	285	3.2	225
<b>Edmonton</b>										
All occupations <sup>2</sup> - Toutes occupations <sup>2</sup>	33,020	22,835	825	9,270	3,420	4.7	30,135	26,515	3.8	6,290
Owner - Propriétaires	20,390	18,205	210	1,950	1,445	5.2	18,990	17,825	4.1	3,040
Tenant - Locataires	12,630	4,630	615	7,320	1,975	3.8	11,145	8,690	3.4	3,250
Proprietary and managerial - Propriété et administration	5,375	4,165	130	1,080	230	5.3	5,285	5,035	3.8	550
Owner - Propriétaires	3,800	3,480	--	240	125	5.7	3,735	3,645	4.0	350
Tenant - Locataires	1,575	685	--	840	105	4.4	1,550	1,390	3.3	200
Professional - Professions	3,055	2,290	105	650	155	5.4	3,005	2,860	3.8	225
Owner - Propriétaires	2,035	1,895	--	125	--	5.9	2,005	1,930	4.0	135
Tenant - Locataires	1,020	395	100	525	--	4.3	1,000	930	3.3	--
Clerical - Bureaux	2,700	1,815	--	815	175	4.5	2,515	2,260	3.6	445
Owner - Propriétaires	1,605	1,440	--	160	--	5.1	1,515	1,470	3.8	200
Tenant - Locataires	1,095	375	--	655	135	3.7	1,000	790	3.3	245
Agricultural - Agriculture	430	325	--	--	--	4.5	340	265	3.7	--
Owner - Propriétaires	305	270	--	--	--	5.0	245	215	3.9	--
Tenant - Locataires	125	--	--	--	--	3.2	--	--	3.3	--
Fishing, trapping, and logging - Pêche, trappage et abatage	--	--	--	--	--	--	--	--	--	--
Owner - Propriétaires	--	--	--	--	--	--	--	--	--	--
Tenant - Locataires	--	--	--	--	--	--	--	--	--	--
Mining and quarrying - Mines et carrières	340	205	--	125	--	4.2	310	255	3.9	--
Owner - Propriétaires	160	140	--	--	--	5.1	145	130	4.3	--
Tenant - Locataires	180	--	--	110	--	3.5	165	125	3.6	--
Manufacturing and mechanical <sup>1</sup> - Fabrication et mécanique <sup>1</sup>	4,735	3,360	110	1,255	580	4.4	4,270	3,620	3.9	1,115
Owner - Propriétaires	3,000	2,700	--	260	280	4.9	2,745	2,540	4.1	555
Tenant - Locataires	1,735	660	--	995	300	3.6	1,525	1,080	3.5	560
Construction	4,065	2,760	--	1,230	605	4.5	3,450	2,835	4.1	1,165
Owner - Propriétaires	2,475	2,125	--	325	230	5.0	2,180	1,975	4.3	535
Tenant - Locataires	1,590	635	--	905	375	3.7	1,270	860	3.9	630
Transportation and communication - Transports et communications	3,720	2,455	130	1,120	460	4.4	3,395	2,915	3.8	830
Owner - Propriétaires	2,160	1,860	--	270	225	5.0	2,040	1,880	4.0	355
Tenant - Locataires	1,560	595	105	850	235	3.7	1,355	1,035	3.5	475
Commercial - Commerce	2,515	1,695	--	780	215	4.6	2,405	2,190	3.7	375
Owner - Propriétaires	1,415	1,305	--	110	--	5.1	1,375	1,345	4.0	185
Tenant - Locataires	1,100	390	--	670	155	3.9	1,030	845	3.3	190

1. Includes electric light and power production, and stationary engines. - Comprend l'éclairage et l'énergie électriques, et les mécaniciens de machines fixes.

2. Includes "not stated" occupations. - Comprend les occupations "non déclarées".



TABLE 108. Households with male heads by occupation group of household head and tenure, showing specified dwelling attributes, average number of persons per household, and number of crowded households, for provinces and cities of 100,000 population and over, 1951 - Continued  
 TABLEAU 108. Ménages avec chefs masculins selon le groupe d'occupation du chef, le mode d'occupation et certains attributs du logement, moyenne de personnes par ménage et nombre de ménages encombrés, provinces et cités de 100,000 et plus, 1951 - suite

Occupation group of household head and tenure Groupe d'occupation du chef de ménage et mode d'occupation du logement	Total	Type of dwelling Genre de logement			Dwellings in need of major repair Logements ayant besoin de réparations importantes	Average number of rooms per dwelling Moyenne de pièces par logement	Dwellings with: Logements pourvus de:		Average number of persons per household Moyenne de personnes par ménage	Number of crowded households Nombre de ménages encombrés
		Single detached Uniquement seule	Single attached Uniquement attenante	Apartments and flats Appartements et plain-pied			Running water Eau courante	Flush toilet (exclusive use) Toilettes avec chasse d'eau (usage exclusif)		
<b>ALBERTA - Con.-fin</b>										
<b>Edmonton - Con.-fin</b>										
Financial - Finance	730	495	--	210	--	5.2	720	670	3.6	--
Owner - Propriétaires	505	435	--	--	--	5.6	495	460	3.8	--
Tenant - Locataires	225	--	--	145	--	4.3	225	210	3.1	--
Service (other than professional) - Services (autres que professionnels)	3,110	1,885	--	1,150	425	4.3	2,775	2,380	3.7	650
Owner - Propriétaires	1,630	1,445	--	180	160	4.9	1,495	1,365	4.0	270
Tenant - Locataires	1,480	440	--	970	265	3.7	1,280	1,015	3.3	380
Labourers (not agricultural, fishing, logging, or mining) - Manoeuvres (sauf l'agriculture, la pêche, l'abatage et les mines)	2,065	1,265	--	710	435	4.0	1,510	1,110	3.9	700
Owner - Propriétaires	1,180	1,000	--	160	165	4.8	905	770	4.3	345
Tenant - Locataires	885	265	--	550	270	3.0	605	340	3.3	355
<b>BRITISH COLUMBIA</b>										
All occupations <sup>1</sup> - Toutes occupations <sup>1</sup>	240,320	200,530	10,200	28,475	21,885	4.7	212,530	188,060	3.6	39,940
Owner - Propriétaires	165,100	156,145	3,180	5,225	12,205	5.0	146,400	133,720	3.7	23,480
Tenant - Locataires	75,220	44,385	7,020	23,250	9,680	3.9	66,130	54,340	3.4	16,460
Proprietary and managerial - Propriété et administration	31,185	25,270	1,785	4,030	1,395	5.3	29,770	28,455	3.6	3,040
Owner - Propriétaires	23,040	21,055	815	1,120	825	5.7	22,015	21,260	3.8	1,890
Tenant - Locataires	8,145	4,215	970	2,910	570	4.3	7,755	7,195	3.3	1,150
Professional - Professions	15,135	12,255	700	2,115	500	5.3	14,830	14,270	3.4	955
Owner - Propriétaires	9,845	9,385	160	290	205	5.8	9,745	9,545	3.6	495
Tenant - Locataires	5,290	2,870	540	1,825	295	4.4	5,085	4,725	3.1	460
Clerical - Bureaux	11,275	8,975	395	1,860	545	4.6	10,955	10,215	3.3	1,090
Owner - Propriétaires	7,700	7,320	140	230	340	5.0	7,545	7,265	3.5	630
Tenant - Locataires	3,575	1,655	255	1,630	205	3.8	3,410	2,950	3.0	460
Agricultural - Agriculture	21,045	20,485	245	225	3,540	4.9	13,680	10,390	3.6	3,770
Owner - Propriétaires	18,000	17,725	170	--	2,820	4.9	11,600	8,885	3.6	3,035
Tenant - Locataires	3,045	2,760	--	170	720	4.3	2,080	1,505	3.6	735
Fishing, trapping, and logging - Pêche, trappage et abatage	12,550	11,315	370	710	2,050	4.1	8,835	6,820	3.7	3,530
Owner - Propriétaires	8,335	7,980	110	105	1,175	4.4	5,945	4,770	3.8	2,005
Tenant - Locataires	4,215	3,335	260	605	875	3.5	2,890	2,050	3.6	1,525
Mining and quarrying - Mines et carrières	4,305	3,810	220	270	710	4.2	3,595	2,680	3.6	1,025
Owner - Propriétaires	2,530	2,450	--	--	300	4.4	2,095	1,675	3.7	550
Tenant - Locataires	1,775	1,360	185	250	410	3.8	1,500	1,005	3.4	475
Manufacturing and mechanical <sup>2</sup> - Fabrication et mécanique <sup>2</sup>	42,905	36,000	1,710	5,040	3,635	4.5	39,300	34,720	3.7	6,105
Owner - Propriétaires	28,915	27,485	505	860	1,895	4.8	26,780	24,570	3.8	4,760
Tenant - Locataires	13,990	8,515	1,205	4,180	1,740	3.9	12,520	10,150	3.5	3,345
Construction	21,705	18,305	905	2,390	2,055	4.6	19,605	17,365	3.8	4,270
Owner - Propriétaires	16,000	14,975	355	620	1,070	4.8	14,530	13,380	3.8	2,720
Tenant - Locataires	5,705	3,330	550	1,770	985	3.9	5,075	3,985	3.6	1,550
Transportation and communication - Transports et communications	27,785	23,150	1,240	3,285	2,740	4.4	24,565	21,625	3.7	5,425
Owner - Propriétaires	17,480	16,640	305	475	1,200	4.8	15,940	14,815	3.8	2,725
Tenant - Locataires	10,305	6,510	935	2,810	1,540	3.8	8,625	6,810	3.5	2,700
Commercial - Commerce	11,810	9,025	555	2,180	560	4.7	11,440	10,705	3.5	1,335
Owner - Propriétaires	7,610	7,175	135	280	280	5.2	7,390	7,155	3.6	695
Tenant - Locataires	4,200	1,850	420	1,900	280	3.9	4,050	3,550	3.2	640
Financial - Finance	3,665	2,720	140	790	155	5.2	3,650	3,515	3.4	290
Owner - Propriétaires	2,580	2,240	--	290	110	5.6	2,570	2,505	3.5	185
Tenant - Locataires	1,085	480	100	500	--	4.2	1,080	1,010	3.0	105
Service (other than professional) - Services (autres que professionnels)	17,590	13,160	1,150	3,195	1,305	4.6	16,680	14,870	3.6	2,590
Owner - Propriétaires	10,400	9,650	175	540	555	4.9	9,935	9,170	3.7	1,360
Tenant - Locataires	7,190	3,510	975	2,655	750	4.1	6,745	5,700	3.4	1,230
Labourers (not agricultural, fishing, logging, or mining) - Manoeuvres (sauf l'agriculture, la pêche, l'abatage et les mines)	16,690	13,770	660	2,140	2,330	4.2	13,520	10,745	3.7	4,080
Owner - Propriétaires	10,850	10,305	195	315	1,205	4.5	8,885	7,530	3.7	2,160
Tenant - Locataires	5,840	3,465	465	1,825	1,125	3.5	4,635	3,215	3.5	1,920

1. Includes "not stated" occupations. - Comprend les occupations "non déclarées".

2. Includes electric light and power production, and stationary engineering. - Comprend l'éclairage et l'énergie électriques, et les mécaniciens de machines fixes.

TABLE 108. Households with male heads by occupation group of household head and tenure, showing specified dwelling attributes, average number of persons per household, and number of crowded households, for provinces and cities of 100,000 population and over, 1951 - Concluded  
 TABLEAU 108. Ménages avec chefs masculins selon le groupe d'occupation du chef, le mode d'occupation et certains attributs du logement, moyenne de personnes par ménage et nombre de ménages encombrés, provinces et cités de 100,000 et plus, 1951 - fin

Occupation group of household head and tenure Groupe d'occupation du chef de ménage et mode d'occupation du logement	Total	Type of dwelling Genre de logement			Dwellings in need of major repair Logements ayant besoin de réparations importantes	Average number of rooms per dwelling Moyenne de pièces par logement	Dwellings with: Logements pourvus de:		Average number of persons per household Moyenne de personnes par ménage	Number of crowded households Nombre de ménages encombrés
		Single detached Unique-maison seule	Single attached Unique-maison attenante	Apartments and flats Appartements et plain-pied			Running water Eau courante	Flush toilet (exclusive use) Toilettes avec chasse d'eau (usage exclusif)		
<b>BRITISH COLUMBIA - Con.-fin</b>										
<b>Vancouver</b>										
All occupations <sup>1</sup> - Toutes occupations <sup>1</sup> .....	69,040	49,180	2,810	16,710	3,235	4.9	68,665	63,500	3.6	8,300
Owner - Propriétaires .....	44,985	41,285	710	2,910	1,350	5.4	44,885	43,605	3.8	4,050
Tenant - Locataires .....	24,055	7,895	2,100	13,800	1,885	3.9	23,780	19,895	3.3	4,250
Proprietary and managerial - Propriété et administration .....	11,520	8,540	580	2,370	250	5.6	11,510	11,220	3.6	755
Owner - Propriétaires .....	8,280	7,685	160	420	140	6.2	8,275	8,195	3.8	405
Tenant - Locataires .....	3,240	855	420	1,950	110	4.0	3,235	3,025	3.0	350
Professional - Professions .....	5,530	4,030	200	1,250	120	5.4	5,525	5,325	3.4	255
Owner - Propriétaires .....	3,690	3,450	--	185	--	6.0	3,690	3,640	3.7	115
Tenant - Locataires .....	1,840	580	150	1,065	--	4.2	1,835	1,685	2.9	140
Clerical - Bureaux .....	4,665	3,190	170	1,275	135	4.6	4,660	4,320	3.4	465
Owner - Propriétaires .....	2,915	2,710	--	140	--	5.1	2,915	2,855	3.6	230
Tenant - Locataires .....	1,750	480	110	1,135	--	3.7	1,745	1,465	3.0	235
Agricultural - Agriculture .....	565	435	--	100	--	4.6	550	490	3.5	--
Owner - Propriétaires .....	355	335	--	--	--	4.9	350	335	3.6	--
Tenant - Locataires .....	210	100	--	--	--	4.2	200	155	3.4	--
Fishing, trapping, and logging - Pêche, trappage et abatage .....	1,215	845	--	335	--	4.9	1,200	1,060	3.6	170
Owner - Propriétaires .....	775	700	--	--	--	5.6	770	735	3.9	--
Tenant - Locataires .....	440	145	--	275	--	3.5	430	325	3.2	100
Mining and quarrying - Mines et carrières ..	--	--	--	--	--	--	--	--	--	--
Owner - Propriétaires .....	--	--	--	--	--	--	--	--	--	--
Tenant - Locataires .....	--	--	--	--	--	--	--	--	--	--
Manufacturing and mechanical <sup>2</sup> - Fabrication et mécanique <sup>2</sup> .....	12,770	9,430	465	2,845	655	4.6	12,700	11,580	3.6	1,840
Owner - Propriétaires .....	8,420	7,805	110	500	280	5.0	8,410	8,155	3.7	935
Tenant - Locataires .....	4,350	1,625	355	2,345	375	3.8	4,290	3,425	3.4	905
Construction .....	6,175	4,620	235	1,310	405	4.7	6,130	5,620	3.7	900
Owner - Propriétaires .....	4,425	3,965	110	345	160	5.0	4,420	4,250	3.8	540
Tenant - Locataires .....	1,750	655	125	965	245	3.9	1,710	1,370	3.4	360
Transportation and communication - Transports et communications .....	8,425	6,160	335	1,910	510	4.6	8,390	7,785	3.7	1,250
Owner - Propriétaires .....	5,385	4,975	--	325	190	5.1	5,365	5,215	3.8	530
Tenant - Locataires .....	3,040	1,185	265	1,585	320	3.8	3,025	2,570	3.5	720
Commercial - Commerce .....	5,200	3,505	245	1,435	185	4.7	5,185	4,875	3.4	510
Owner - Propriétaires .....	3,090	2,880	--	170	--	5.4	3,090	3,055	3.7	230
Tenant - Locataires .....	2,110	625	205	1,265	115	3.8	2,095	1,820	3.1	280
Financial - Finance .....	1,580	990	--	520	--	5.1	1,580	1,525	3.4	135
Owner - Propriétaires .....	1,020	820	--	175	--	5.6	1,020	1,000	3.6	--
Tenant - Locataires .....	560	170	--	345	--	4.1	560	525	3.0	--
Service (other than professional) - Services (autres que professionnels) .....	6,480	4,210	265	1,965	330	4.8	6,435	5,705	3.8	1,010
Owner - Propriétaires .....	3,895	3,460	--	375	105	5.2	3,880	3,640	3.9	510
Tenant - Locataires .....	2,585	750	215	1,590	225	4.1	2,555	2,065	3.5	500
Labourers (not agricultural, fishing, logging, or mining) - Manoeuvres (sauf l'agriculture, la pêche, l'abatage et les mines) .....	4,375	2,905	170	1,220	395	4.3	4,275	3,560	3.6	855
Owner - Propriétaires .....	2,475	2,265	--	185	165	4.8	2,440	2,280	3.7	340
Tenant - Locataires .....	1,900	640	155	1,035	230	3.8	1,835	1,280	3.5	515

1. Includes "not stated" occupations. - Comprend les occupations "non déclarées".

2. Includes electric light and power production, and stationary engines. - Comprend l'éclairage et l'énergie électriques, et les mécaniciens de machines fixes.

TABLE 109. Households with male heads by occupation group of household head and tenure, showing specified household facilities and conveniences, for provinces and cities of 100,000 population and over, 1951

TABLEAU 109. Ménages avec chefs masculins selon le groupe d'occupation du chef et le mode d'occupation du logement, et possédant certaines commodités ménagères et de confort, provinces et cités de 100,000 et plus, 1951

Occupation group of household head and tenure — Groupe d'occupation du chef de ménage et mode d'occupation du logement	Total	Households with: — Ménages pourvus de:						
		Electric or gas range — Cuisinière électrique ou à gaz	Mechanical refrigeration — Réfrigération mécanique	Powered washing machine — Lesseuse mécanique	Electric vacuum cleaner — Aspirateur électrique	Telephone — Téléphone	Radio	Passenger automobile — Automobile de tourisme
<b>CANADA</b>								
<b>All occupations<sup>1</sup> — Toutes occupations<sup>1</sup> .....</b>	<b>2,657,355</b>	<b>1,337,075</b>	<b>1,280,515</b>	<b>2,046,345</b>	<b>1,126,385</b>	<b>1,607,385</b>	<b>2,481,030</b>	<b>1,263,170</b>
Owner — Propriétaires .....	1,729,980	782,225	823,620	1,380,040	774,035	1,051,365	1,610,395	907,675
Tenant — Locataires .....	927,375	554,850	456,895	666,305	352,350	556,020	870,635	355,495
<b>Proprietary and managerial — Propriété et administration .....</b>	<b>321,750</b>	<b>237,480</b>	<b>248,770</b>	<b>268,275</b>	<b>227,580</b>	<b>267,500</b>	<b>310,440</b>	<b>212,660</b>
Owner — Propriétaires .....	219,555	157,745	171,945	194,820	163,165	184,395	212,130	155,565
Tenant — Locataires .....	102,195	79,735	76,825	73,455	64,415	83,105	98,310	57,095
<b>Professional — Professions .....</b>	<b>145,365</b>	<b>120,205</b>	<b>114,620</b>	<b>117,655</b>	<b>104,085</b>	<b>121,665</b>	<b>141,145</b>	<b>91,250</b>
Owner — Propriétaires .....	78,455	67,095	65,130	70,190	63,500	68,455	76,305	55,610
Tenant — Locataires .....	66,910	53,110	49,490	47,465	40,585	53,210	64,840	35,640
<b>Clerical — Bureaux .....</b>	<b>131,930</b>	<b>98,360</b>	<b>81,580</b>	<b>105,630</b>	<b>73,325</b>	<b>97,715</b>	<b>127,425</b>	<b>49,670</b>
Owner — Propriétaires .....	68,675	50,865	44,565	60,740	44,755	53,085	66,290	31,645
Tenant — Locataires .....	63,255	47,495	37,015	44,890	28,570	44,630	61,135	18,025
<b>Agricultural — Agriculture .....</b>	<b>534,420</b>	<b>80,250</b>	<b>128,520</b>	<b>370,255</b>	<b>106,225</b>	<b>248,690</b>	<b>479,830</b>	<b>289,690</b>
Owner — Propriétaires .....	472,850	68,590	114,905	330,635	96,635	221,645	426,390	257,555
Tenant — Locataires .....	61,570	11,660	13,615	39,620	9,590	27,045	53,440	32,135
<b>Fishing, trapping, and logging — Pêche, trappage et abatage .....</b>	<b>74,105</b>	<b>3,700</b>	<b>7,425</b>	<b>29,170</b>	<b>7,135</b>	<b>10,845</b>	<b>57,845</b>	<b>13,135</b>
Owner — Propriétaires .....	61,030	2,660	5,675	22,885	5,830	8,570	47,525	10,200
Tenant — Locataires .....	13,075	1,040	1,750	6,285	1,305	2,275	10,320	2,935
<b>Mining and quarrying — Mines et carrières .....</b>	<b>42,850</b>	<b>10,200</b>	<b>14,915</b>	<b>33,920</b>	<b>12,355</b>	<b>15,060</b>	<b>39,210</b>	<b>14,570</b>
Owner — Propriétaires .....	25,865	4,970	8,855	21,250	8,280	9,625	23,950	9,245
Tenant — Locataires .....	16,985	5,230	6,060	12,670	4,075	5,435	15,260	5,325
<b>Manufacturing and mechanical<sup>2</sup> — Fabrication et mécanique<sup>2</sup> .....</b>	<b>485,015</b>	<b>295,815</b>	<b>257,110</b>	<b>405,675</b>	<b>223,120</b>	<b>302,510</b>	<b>462,645</b>	<b>214,620</b>
Owner — Propriétaires .....	282,820	171,320	159,620	249,420	150,795	187,090	269,975	145,030
Tenant — Locataires .....	202,195	124,495	97,490	156,255	72,325	115,420	192,670	69,590
<b>Construction .....</b>	<b>203,775</b>	<b>101,655</b>	<b>88,165</b>	<b>163,290</b>	<b>77,970</b>	<b>115,865</b>	<b>191,195</b>	<b>85,335</b>
Owner — Propriétaires .....	129,660	60,920	59,395	108,415	56,660	75,965	121,840	61,610
Tenant — Locataires .....	74,115	40,735	28,770	54,875	21,310	39,900	69,355	23,725
<b>Transportation and communication — Transports et communications .....</b>	<b>243,820</b>	<b>119,800</b>	<b>109,120</b>	<b>194,315</b>	<b>96,005</b>	<b>146,755</b>	<b>229,560</b>	<b>99,060</b>
Owner — Propriétaires .....	134,375	62,635	64,655	113,910	62,260	84,525	126,955	62,190
Tenant — Locataires .....	109,445	57,165	44,465	80,405	33,745	62,230	102,605	36,870
<b>Commercial — Commerce .....</b>	<b>118,900</b>	<b>83,900</b>	<b>77,220</b>	<b>95,755</b>	<b>68,045</b>	<b>88,730</b>	<b>114,905</b>	<b>66,660</b>
Owner — Propriétaires .....	62,005	43,605	42,600	54,995	40,795	48,545	59,895	38,515
Tenant — Locataires .....	56,895	40,295	34,620	40,760	27,250	40,185	55,010	28,145
<b>Financial — Finance .....</b>	<b>25,930</b>	<b>22,100</b>	<b>20,790</b>	<b>20,985</b>	<b>19,740</b>	<b>23,125</b>	<b>25,325</b>	<b>20,395</b>
Owner — Propriétaires .....	16,315	13,875	13,680	14,690	13,570	14,850	15,965	13,870
Tenant — Locataires .....	9,615	8,225	7,110	6,295	6,170	8,275	9,360	6,525
<b>Service (other than professional) — Services (autres que professionnels) .....</b>	<b>149,835</b>	<b>95,405</b>	<b>79,360</b>	<b>115,845</b>	<b>69,340</b>	<b>95,455</b>	<b>141,125</b>	<b>54,290</b>
Owner — Propriétaires .....	73,150	42,555	39,445	61,265	38,675	50,095	69,205	31,315
Tenant — Locataires .....	76,685	52,850	39,915	54,580	30,665	45,360	71,920	22,975
<b>Labourers (not agricultural, fishing, logging, or mining) — Manœuvres (sauf l'agriculture, la pêche, l'abatage et les mines) .....</b>	<b>159,310</b>	<b>59,845</b>	<b>45,710</b>	<b>113,360</b>	<b>35,930</b>	<b>64,575</b>	<b>143,150</b>	<b>45,555</b>
Owner — Propriétaires .....	93,190	31,330	29,110	69,100	25,475	39,435	83,875	31,055
Tenant — Locataires .....	66,120	28,515	16,600	44,260	10,455	25,140	59,275	14,500
<b>NEWFOUNDLAND</b>								
<b>All occupations<sup>1</sup> — Toutes occupations<sup>1</sup> .....</b>	<b>54,055</b>	<b>2,950</b>	<b>4,675</b>	<b>16,115</b>	<b>3,930</b>	<b>12,055</b>	<b>44,685</b>	<b>5,860</b>
Owner — Propriétaires .....	45,960	1,745	3,265	11,855	2,920	8,415	37,385	4,540
Tenant — Locataires .....	8,095	1,205	1,410	4,260	1,010	3,640	7,300	1,320
<b>Proprietary and managerial — Propriété et administration .....</b>	<b>4,935</b>	<b>1,055</b>	<b>1,665</b>	<b>2,865</b>	<b>1,460</b>	<b>2,805</b>	<b>4,620</b>	<b>1,740</b>
Owner — Propriétaires .....	4,190	795	1,335	2,355	1,205	2,275	3,925	1,465
Tenant — Locataires .....	745	260	330	510	255	530	695	275
<b>Professional — Professions .....</b>	<b>1,620</b>	<b>490</b>	<b>600</b>	<b>875</b>	<b>525</b>	<b>1,005</b>	<b>1,530</b>	<b>530</b>
Owner — Propriétaires .....	990	270	360	560	340	655	955	360
Tenant — Locataires .....	630	220	240	315	185	350	575	170

1. Includes "not stated" occupations. — Comprend les occupations "non déclarées".

2. Includes electric light and power production, and stationary enginemen. — Comprend l'éclairage et l'énergie électriques, et les mécaniciens de machines fixes.

**TABLE 109. Households with male heads by occupation group of household head and tenure, showing specified household facilities and conveniences, for provinces and cities of 100,000 population and over, 1951 - Continued**

**TABLEAU 109. Ménages avec chefs masculins selon le groupe d'occupation du chef et le mode d'occupation du logement, et possédant certaines commodités ménagères et de confort, provinces et cités de 100,000 et plus, 1951 - suite**

Occupation group of household head and tenure Groupe d'occupation du chef de ménage et mode d'occupation du logement	Total	Households with: Ménages pourvus de:						
		Electric or gas range Cuisinière électrique ou à gaz	Mechanical refrigeration Réfrigération mécanique	Powered washing machine Lesseuseuse mécanique	Electric vacuum cleaner Aspirateur électrique	Telephone Téléphone	Radio	Passenger automobile Automobile de tourisme
<b>NEWFOUNDLAND - Con.-fin</b>								
Clerical - Bureaux .....	1,700	195	285	1,000	280	930	1,625	365
Owner - Propriétaires .....	1,205	125	200	690	225	615	1,160	270
Tenant - Locataires .....	495	--	--	310	--	315	465	--
Agricultural - Agriculture .....	2,270	--	--	355	--	295	1,855	120
Owner - Propriétaires .....	2,150	--	--	310	--	255	1,740	105
Tenant - Locataires .....	120	--	--	--	--	--	115	--
Fishing, trapping, and logging - Pêche, trappage et abatage .....	15,945	--	--	535	--	275	11,025	215
Owner - Propriétaires .....	15,665	--	--	520	--	265	10,855	205
Tenant - Locataires .....	280	--	--	--	--	--	170	--
Mining and quarrying - Mines et carrières ..	1,570	--	--	580	--	205	1,355	--
Owner - Propriétaires .....	1,170	--	--	355	--	100	980	--
Tenant - Locataires .....	400	--	--	225	--	105	375	--
Manufacturing and mechanical <sup>1</sup> - Fabrication et mécanique .....	6,035	380	570	2,970	490	1,895	5,520	740
Owner - Propriétaires .....	4,765	220	415	2,240	385	1,370	4,325	545
Tenant - Locataires .....	1,270	160	155	730	105	525	1,195	195
Construction .....	5,135	160	295	1,650	190	1,020	4,480	510
Owner - Propriétaires .....	4,435	105	260	1,295	150	705	3,830	400
Tenant - Locataires .....	700	--	--	355	--	315	650	110
Transportation and communication - Transports et communications .....	6,220	225	440	2,450	295	1,605	5,560	845
Owner - Propriétaires .....	4,705	--	240	1,680	190	1,030	4,180	605
Tenant - Locataires .....	1,515	180	200	770	105	575	1,380	240
Commercial - Commerce .....	1,395	150	225	710	225	595	1,330	295
Owner - Propriétaires .....	1,000	105	180	485	195	410	960	220
Tenant - Locataires .....	395	--	--	225	--	185	370	--
Financial - Finance .....	105	--	--	--	--	--	105	--
Owner - Propriétaires .....	--	--	--	--	--	--	--	--
Tenant - Locataires .....	--	--	--	--	--	--	--	--
Service (other than professional) - Services (autres que professionnels) .....	2,315	195	310	1,030	240	915	2,015	210
Owner - Propriétaires .....	1,415	--	--	495	--	390	1,235	125
Tenant - Locataires .....	900	185	235	535	190	525	780	--
Labourers (not agricultural, fishing, logging, or mining) - Manoeuvres (sauf l'agriculture, la pêche, l'abatage et les mines) .....	4,495	--	--	975	--	405	3,455	185
Owner - Propriétaires .....	3,920	--	--	785	--	275	2,980	180
Tenant - Locataires .....	575	--	--	190	--	130	475	--
<b>PRINCE EDWARD ISLAND</b>								
All occupations <sup>2</sup> - Toutes occupations <sup>2</sup> .....	17,740	1,605	3,545	8,195	3,105	7,355	16,145	7,570
Owner - Propriétaires .....	14,480	740	2,365	6,320	2,175	5,560	13,145	6,265
Tenant - Locataires .....	3,260	865	1,180	1,875	930	1,795	3,000	1,305
Proprietary and managerial - Propriété et administration .....	1,470	465	880	1,190	815	1,100	1,420	955
Owner - Propriétaires .....	1,065	270	580	860	565	755	1,025	700
Tenant - Locataires .....	405	195	300	330	250	345	395	255
Professional - Professions .....	435	160	250	310	220	365	420	290
Owner - Propriétaires .....	205	--	125	150	115	170	195	135
Tenant - Locataires .....	230	--	125	160	105	195	225	155
Clerical - Bureaux .....	430	105	205	300	160	320	400	180
Owner - Propriétaires .....	230	--	115	180	105	155	210	120
Tenant - Locataires .....	200	--	--	120	--	165	190	--
Agricultural - Agriculture .....	8,220	--	730	2,680	550	2,575	7,270	3,480
Owner - Propriétaires .....	7,895	--	710	2,565	530	2,485	7,005	3,390
Tenant - Locataires .....	325	--	--	115	--	--	265	--
Fishing, trapping, and logging - Pêche, trappage et abatage .....	1,215	--	--	305	--	100	1,060	275
Owner - Propriétaires .....	1,125	--	--	295	--	100	990	260
Tenant - Locataires .....	--	--	--	--	--	--	--	--
Mining and quarrying - Mines et carrières ..	--	--	--	--	--	--	--	--
Owner - Propriétaires .....	--	--	--	--	--	--	--	--
Tenant - Locataires .....	--	--	--	--	--	--	--	--

1. Includes electric light and power production, and stationary enginem. - Comprend l'éclairage et l'énergie électriques, et les mécaniciens de machines fixes.

2. Includes "not stated" occupations. - Comprend les occupations "non déclarées"

**TABLE 109. Households with male heads by occupation group of household head and tenure, showing specified household facilities and conveniences, for provinces and cities of 100,000 population and over, 1951 - Continued**

**TABLEAU 109. Ménages avec chefs masculins selon le groupe d'occupation du chef et le mode d'occupation du logement, et possédant certaines commodités ménagères et de confort, provinces et cités de 100,000 et plus, 1951 - suite**

Occupation group of household head and tenure — Groupe d'occupation du chef de ménage et mode d'occupation du logement	Total	Households with: — Ménages pourvus de:						
		Electric or gas range — Cuisinière électrique ou à gaz	Mechanical refrigeration — Réfrigération mécanique	Powered washing machine — Lessiveuse mécanique	Electric vacuum cleaner — Aspirateur électrique	Telephone — Téléphone	Radio	Passenger automobile — Automobile de tourisme
<b>PRINCE EDWARD ISLAND—Con.—fin</b>								
Manufacturing and mechanical <sup>1</sup> - Fabrication et mécanique <sup>1</sup>	1,075	105	205	600	225	470	985	475
Owner - Propriétaires	770	--	155	410	165	305	715	375
Tenant - Locataires	305	--	--	190	--	165	270	100
Construction	1,250	--	175	590	185	590	1,160	455
Owner - Propriétaires	925	--	115	435	130	390	850	365
Tenant - Locataires	325	--	--	155	--	200	310	--
Transportation and communication - Transports et communications	1,380	150	325	800	290	765	1,315	555
Owner - Propriétaires	955	100	230	600	215	530	925	405
Tenant - Locataires	425	--	--	200	--	235	390	150
Commercial - Commerce	715	125	265	545	250	495	675	395
Owner - Propriétaires	480	--	170	385	160	320	460	260
Tenant - Locataires	235	--	--	160	--	175	215	135
Financial - Finance	--	--	--	--	--	--	--	--
Owner - Propriétaires	--	--	--	--	--	--	--	--
Tenant - Locataires	--	--	--	--	--	--	--	--
Service (other than professional) - Services (autres que professionnels)	805	395	410	555	335	370	770	320
Owner - Propriétaires	315	--	--	195	125	215	305	125
Tenant - Locataires	490	345	320	360	210	155	465	195
Labourers (not agricultural, fishing, logging, or mining) - Manoeuvres (sauf l'agriculture, la pêche, l'abatage et les mines)	640	--	--	265	--	160	565	150
Owner - Propriétaires	445	--	--	205	--	110	395	105
Tenant - Locataires	195	--	--	--	--	--	170	--
<b>NOVA SCOTIA</b>								
All occupations <sup>2</sup> - Toutes occupations <sup>2</sup>	111,645	16,490	35,835	78,380	32,835	59,790	103,075	40,450
Owner - Propriétaires	84,105	10,070	26,005	59,925	25,720	43,805	77,490	31,405
Tenant - Locataires	27,540	6,420	9,830	18,455	7,115	15,985	25,585	9,045
Proprietary and managerial - Propriété et administration	11,435	4,455	7,985	9,175	7,270	9,440	10,910	7,180
Owner - Propriétaires	8,950	3,305	6,220	7,300	5,830	7,310	8,555	5,725
Tenant - Locataires	2,485	1,150	1,765	1,875	1,440	2,130	2,355	1,455
Professional - Professions	4,360	2,290	3,050	3,385	2,615	3,775	4,130	2,820
Owner - Propriétaires	2,420	1,340	1,770	1,980	1,630	2,045	2,285	1,685
Tenant - Locataires	1,940	950	1,280	1,405	985	1,730	1,845	1,135
Clerical - Bureaux	4,110	975	1,850	3,110	1,610	3,145	3,960	1,330
Owner - Propriétaires	2,565	610	1,245	2,055	1,150	1,945	2,465	905
Tenant - Locataires	1,545	365	605	1,055	460	1,200	1,495	425
Agricultural - Agriculture	15,685	160	3,065	8,725	2,550	6,330	13,880	5,045
Owner - Propriétaires	14,540	125	2,860	8,135	2,465	5,970	12,925	4,770
Tenant - Locataires	1,145	--	205	590	--	360	955	275
Fishing, trapping, and logging - Pêche, trappage et abatage	8,060	--	680	3,835	935	1,440	6,930	1,455
Owner - Propriétaires	7,370	--	620	3,575	860	1,300	6,360	1,365
Tenant - Locataires	690	--	--	260	--	140	570	--
Mining and quarrying - Mines et carrières	8,680	135	1,295	7,240	1,650	3,215	8,210	2,160
Owner - Propriétaires	7,000	110	1,100	6,050	1,495	2,800	6,640	1,875
Tenant - Locataires	1,680	--	195	1,190	155	415	1,570	285
Manufacturing and mechanical <sup>1</sup> - Fabrication et mécanique <sup>1</sup>	15,515	1,805	4,745	12,090	4,495	8,785	14,615	5,915
Owner - Propriétaires	11,365	1,280	3,610	9,160	3,695	6,550	10,725	4,590
Tenant - Locataires	4,150	525	1,135	2,930	800	2,235	3,890	1,325
Construction	10,590	855	2,425	7,565	2,555	5,085	9,785	3,690
Owner - Propriétaires	8,230	590	1,965	6,085	2,275	3,945	7,630	3,100
Tenant - Locataires	2,360	265	460	1,480	280	1,140	2,155	590
Transportation and communication - Transports et communications	12,355	1,330	3,760	9,140	3,375	7,505	11,570	4,180
Owner - Propriétaires	8,815	915	2,830	6,690	2,675	5,280	8,225	3,145
Tenant - Locataires	3,540	415	930	2,450	700	2,225	3,345	1,035
Commercial - Commerce	3,690	1,055	1,895	2,920	1,655	2,755	3,550	1,825
Owner - Propriétaires	2,425	630	1,270	2,060	1,200	1,835	2,320	1,275
Tenant - Locataires	1,265	425	625	860	455	920	1,230	550

1. Includes electric light and power production, and stationary enginemen. - Comprend l'éclairage et l'énergie électriques, et les mécaniciens de machines fixes.

2. Includes "not stated" occupations. - Comprend les occupations "non déclarées".

TABLE 109. Households with male heads by occupation group of household head and tenure, showing specified household facilities and conveniences, for provinces and cities of 100,000 population and over, 1951 - Continued

TABLEAU 109. Ménages avec chefs masculins selon le groupe d'occupation du chef et le mode d'occupation du logement, et possédant certaines commodités ménagères et de confort, provinces et cités de 100,000 et plus, 1951 - suite

Occupation group of household head and tenure — Groupe d'occupation du chef de ménage et mode d'occupation du logement	Total	Households with: — Ménages pourvus de:						
		Electric or gas range — Cuisinière électrique ou à gaz	Mechanical refrigeration — Réfrigération mécanique	Powered washing machine — Lessiveuse mécanique	Electric vacuum cleaner — Aspirateur électrique	Telephone — Téléphone	Radio	Passenger automobile — Automobile de tourisme
<b>NOVA SCOTIA—Con.—fin</b>								
Financial — Finance .....	610	310	490	510	440	565	595	490
Owner — Propriétaires .....	440	230	355	385	345	415	425	355
Tenant — Locataires .....	170	--	135	125	--	150	170	135
Service (other than professional) — Services (autres que professionnels) .....	7,850	2,715	3,550	5,795	2,750	4,965	7,325	2,455
Owner — Propriétaires .....	3,690	685	1,375	2,830	1,315	2,495	3,445	1,155
Tenant — Locataires .....	4,160	2,030	2,175	2,965	1,435	2,470	3,880	1,300
Labourers (not agricultural, fishing, logging, or mining) — Manœuvres (sauf l'agricul- ture, la pêche, l'abatage et les mines) .....	7,945	260	925	4,500	785	2,475	7,030	1,750
Owner — Propriétaires .....	5,750	150	695	3,325	660	1,685	5,080	1,335
Tenant — Locataires .....	2,195	110	230	1,175	125	790	1,950	415
<b>NEW BRUNSWICK</b>								
All occupations <sup>1</sup> — Toutes occupations <sup>1</sup> .....	89,090	14,025	23,785	61,895	23,530	41,250	79,860	31,160
Owner — Propriétaires .....	63,030	7,070	15,240	43,365	15,575	26,290	55,750	22,885
Tenant — Locataires .....	26,060	6,955	8,545	18,530	7,955	14,960	24,110	8,275
Proprietary and managerial — Propriété et administration .....	9,000	3,520	5,790	7,380	5,560	7,145	8,540	5,455
Owner — Propriétaires .....	6,410	2,280	4,135	5,405	3,985	4,990	6,105	4,095
Tenant — Locataires .....	2,590	1,240	1,655	1,975	1,575	2,155	2,435	1,360
Professional — Professions .....	3,055	1,665	2,205	2,520	2,120	2,660	2,940	1,880
Owner — Propriétaires .....	1,370	735	1,010	1,160	1,015	1,180	1,315	875
Tenant — Locataires .....	1,685	930	1,195	1,360	1,105	1,480	1,625	1,005
Clerical — Bureaux .....	3,555	1,330	1,485	2,835	1,495	2,535	3,425	1,280
Owner — Propriétaires .....	1,615	525	615	1,400	740	1,080	1,550	655
Tenant — Locataires .....	1,940	805	870	1,435	755	1,455	1,875	625
Agricultural — Agriculture .....	17,405	195	2,365	10,060	2,040	5,205	14,870	5,620
Owner — Propriétaires .....	16,380	145	2,195	9,475	1,930	4,800	13,995	5,345
Tenant — Locataires .....	1,025	--	170	585	110	405	875	275
Fishing, trapping, and logging — Pêche, trappage et abatage .....	10,035	--	595	4,230	625	1,405	7,805	2,015
Owner — Propriétaires .....	8,620	--	530	3,755	560	1,210	6,765	1,755
Tenant — Locataires .....	1,415	--	--	475	--	195	1,040	260
Mining and quarrying — Mines et carrières .....	660	--	--	465	--	135	595	190
Owner — Propriétaires .....	515	--	--	355	--	110	460	155
Tenant — Locataires .....	145	--	--	110	--	--	135	--
Manufacturing and mechanical <sup>2</sup> — Fabrica- tion et mécanique <sup>2</sup> .....	11,885	2,045	3,115	9,715	3,375	6,150	11,140	4,255
Owner — Propriétaires .....	7,405	1,055	1,885	6,110	2,160	3,605	6,835	2,810
Tenant — Locataires .....	4,480	990	1,230	3,605	1,215	2,545	4,305	1,445
Construction .....	6,735	760	1,395	5,235	1,600	3,105	6,170	2,225
Owner — Propriétaires .....	4,715	460	1,035	3,765	1,250	2,110	4,335	1,740
Tenant — Locataires .....	2,020	300	360	1,470	350	995	1,835	485
Transportation and communication — Trans- ports et communications .....	10,765	1,505	2,845	8,235	2,855	5,570	9,970	3,525
Owner — Propriétaires .....	6,565	765	1,740	5,170	1,835	3,310	6,030	2,495
Tenant — Locataires .....	4,200	740	1,105	3,065	1,020	2,260	3,940	1,030
Commercial — Commerce .....	3,320	1,085	1,480	2,560	1,320	2,205	3,060	1,460
Owner — Propriétaires .....	1,750	410	785	1,425	685	1,105	1,585	805
Tenant — Locataires .....	1,570	675	695	1,135	635	1,100	1,475	655
Financial — Finance .....	410	245	260	350	270	365	405	330
Owner — Propriétaires .....	260	140	190	240	200	245	255	215
Tenant — Locataires .....	150	105	--	110	--	120	150	115
Service (other than professional) — Services (autres que professionnels) .....	4,320	1,120	1,450	3,230	1,380	2,500	4,070	1,365
Owner — Propriétaires .....	2,065	290	535	1,550	625	1,105	1,950	745
Tenant — Locataires .....	2,255	830	915	1,680	755	1,395	2,120	620
Labourers (not agricultural, fishing, logging, or mining) — Manœuvres (sauf l'agricul- ture, la pêche, l'abatage et les mines) .....	7,145	390	700	4,675	750	2,065	6,230	1,425
Owner — Propriétaires .....	4,890	170	520	3,325	515	1,335	4,220	1,095
Tenant — Locataires .....	2,255	220	180	1,350	235	730	2,010	330

1. Includes "not stated" occupations. — Comprend les occupations "non déclarées".

2. Includes electric light and power production, and stationary enginemmen. — Comprend l'éclairage et l'énergie électriques, et les mécaniciens de machines fixes.

TABLE 109. Households with male heads by occupation group of household head and tenure, showing specified household facilities and conveniences, for provinces and cities of 100,000 population and over, 1951 - Continued

TABLEAU 109. Ménages avec chefs masculins selon le groupe d'occupation du chef et le mode d'occupation du logement, et possédant certaines commodités ménagères et de confort, provinces et cités de 100,000 et plus, 1951 - suite

Occupation group of household head and tenure — Groupe d'occupation du chef de ménage et mode d'occupation du logement	Total	Households with: — Ménages pourvus de:						
		Electric or gas range — Cuisinière électrique ou à gaz	Mechanical refrigeration — Réfrigération mécanique	Powered washing machine — Lessiveuse mécanique	Electric vacuum cleaner — Aspirateur électrique	Telephone — Téléphone	Radio	Passenger automobile — Automobile de tourisme
<b>QUÉBEC</b>								
All occupations <sup>1</sup> - Toutes occupations <sup>1</sup> .....	694, 125	306, 515	329, 640	546, 555	232, 295	404, 200	653, 200	208, 755
Owner - Propriétaires .....	338, 020	91, 730	141, 095	276, 400	105, 085	175, 300	312, 150	120, 000
Tenant - Locataires .....	356, 105	214, 785	188, 545	270, 155	127, 210	228, 900	341, 050	88, 755
Proprietary and managerial - Propriété et administration .....	85, 295	58, 710	66, 105	68, 625	54, 050	72, 490	82, 900	46, 515
Owner - Propriétaires .....	44, 410	26, 425	34, 525	39, 455	29, 085	37, 840	43, 090	27, 390
Tenant - Locataires .....	40, 885	32, 285	31, 580	29, 170	24, 965	34, 650	39, 810	19, 125
Professional - Professions .....	38, 420	32, 275	31, 810	29, 425	26, 455	33, 455	37, 705	18, 575
Owner - Propriétaires .....	14, 245	11, 695	12, 555	12, 455	11, 360	12, 790	14, 030	8, 855
Tenant - Locataires .....	24, 175	20, 580	19, 255	16, 970	15, 095	20, 665	23, 675	9, 720
Clerical - Bureaux .....	37, 560	25, 445	22, 785	28, 965	16, 540	27, 200	36, 490	7, 400
Owner - Propriétaires .....	10, 070	5, 605	6, 580	8, 745	5, 060	7, 340	9, 755	2, 905
Tenant - Locataires .....	27, 490	19, 840	16, 205	20, 220	11, 480	19, 860	26, 735	4, 495
Agricultural - Agriculture .....	112, 040	4, 285	19, 715	84, 290	10, 675	37, 035	98, 610	34, 450
Owner - Propriétaires .....	105, 755	3, 285	17, 980	79, 840	9, 860	34, 795	93, 225	32, 775
Tenant - Locataires .....	6, 285	1, 000	1, 735	4, 450	815	2, 240	5, 385	1, 675
Fishing, trapping, and logging - Pêche, trappage et abataje .....	16, 135	530	1, 180	8, 400	765	1, 965	12, 675	1, 590
Owner - Propriétaires .....	12, 500	290	805	6, 180	545	1, 495	9, 715	1, 195
Tenant - Locataires .....	3, 635	240	375	2, 220	220	470	2, 960	395
Mining and quarrying - Mines et carrières .....	7, 665	1, 400	3, 030	6, 450	1, 710	2, 815	7, 045	1, 925
Owner - Propriétaires .....	3, 655	465	1, 425	3, 220	940	1, 450	3, 380	1, 090
Tenant - Locataires .....	4, 010	935	1, 605	3, 230	770	1, 365	3, 665	835
Manufacturing and mechanical <sup>2</sup> - Fabrication et mécanique <sup>2</sup> .....	143, 105	66, 875	71, 740	119, 655	47, 545	82, 755	137, 465	35, 735
Owner - Propriétaires .....	50, 720	15, 690	25, 175	45, 080	18, 510	28, 125	48, 215	16, 315
Tenant - Locataires .....	92, 385	51, 185	46, 565	74, 575	29, 035	54, 630	89, 250	19, 420
Construction .....	60, 575	24, 535	25, 915	50, 930	16, 615	33, 910	57, 780	15, 175
Owner - Propriétaires .....	27, 730	7, 485	11, 845	24, 530	8, 180	14, 660	26, 310	8, 455
Tenant - Locataires .....	32, 845	17, 050	14, 070	26, 400	8, 435	19, 250	31, 470	6, 720
Transportation and communication - Transports et communications .....	62, 675	28, 310	27, 875	51, 440	17, 840	37, 790	59, 630	14, 950
Owner - Propriétaires .....	22, 210	6, 120	9, 765	19, 310	6, 600	12, 615	21, 020	6, 785
Tenant - Locataires .....	40, 465	22, 190	18, 110	32, 130	11, 240	25, 175	38, 610	8, 165
Commercial - Commerce .....	32, 025	21, 520	20, 850	24, 790	15, 425	24, 180	31, 210	12, 940
Owner - Propriétaires .....	9, 950	5, 635	6, 800	8, 750	5, 600	7, 690	9, 680	4, 980
Tenant - Locataires .....	22, 075	15, 885	14, 050	16, 040	9, 825	16, 490	21, 530	7, 960
Financial - Finance .....	6, 360	5, 090	5, 040	4, 795	4, 445	5, 740	6, 235	4, 080
Owner - Propriétaires .....	2, 555	1, 920	2, 205	2, 200	2, 000	2, 340	2, 495	1, 950
Tenant - Locataires .....	3, 805	3, 170	2, 835	2, 595	2, 445	3, 400	3, 740	2, 130
Service (other than professional) - Services (autres que professionnels) .....	36, 165	20, 205	17, 580	27, 310	11, 945	23, 105	34, 325	6, 980
Owner - Propriétaires .....	10, 965	3, 850	5, 485	9, 205	3, 975	6, 600	10, 420	2, 840
Tenant - Locataires .....	25, 200	16, 355	12, 095	18, 105	7, 970	16, 505	23, 905	4, 140
Labourers (not agricultural, fishing, logging, or mining) - Manoeuvres (sauf l'agriculture, la pêche, l'abataje et les mines) .....	47, 755	14, 130	13, 005	36, 480	6, 580	18, 125	43, 930	6, 730
Owner - Propriétaires .....	19, 285	2, 550	4, 945	14, 935	2, 675	6, 180	17, 515	3, 545
Tenant - Locataires .....	28, 470	11, 580	8, 060	21, 545	3, 905	11, 945	26, 415	3, 185
<b>Montréal</b>								
All occupations <sup>1</sup> - Toutes occupations <sup>1</sup> .....	188, 840	165, 955	118, 605	134, 235	84, 200	145, 660	182, 645	53, 035
Owner - Propriétaires .....	31, 855	28, 460	25, 855	26, 755	21, 610	27, 790	31, 075	14, 585
Tenant - Locataires .....	156, 985	137, 495	92, 750	107, 480	62, 590	117, 870	151, 570	38, 450
Proprietary and managerial - Propriété et administration .....	29, 140	27, 815	24, 675	19, 970	20, 105	26, 055	28, 445	15, 415
Owner - Propriétaires .....	8, 260	7, 960	7, 685	6, 870	6, 815	7, 730	8, 080	5, 560
Tenant - Locataires .....	20, 880	19, 855	16, 990	13, 100	13, 290	18, 325	20, 365	9, 855
Professional - Professions .....	14, 835	14, 435	12, 455	9, 965	10, 005	13, 145	14, 520	6, 225
Owner - Propriétaires .....	3, 145	3, 075	2, 890	2, 645	2, 685	2, 945	3, 110	1, 850
Tenant - Locataires .....	11, 690	11, 360	9, 565	7, 320	7, 320	10, 200	11, 410	4, 375

1. Includes "not stated" occupations. - Comprend les occupations "non déclarées".

2. Includes electric light and power production, and stationary enginem. - Comprend l'éclairage et l'énergie électriques, et les mécaniciens de machines fixes.

TABLE 109. Households with male heads by occupation group of household head and tenure, showing specified household facilities and conveniences, for provinces and cities of 100,000 population and over, 1951 - Continued

TABLEAU 109. Ménages avec chefs masculins selon le groupe d'occupation du chef et le mode d'occupation du logement, et possédant certaines commodités ménagères et de confort, provinces et cités de 100,000 et plus, 1951 - suite

Occupation group of household head and tenure — Groupe d'occupation du chef de ménage et mode d'occupation du logement	Total	Households with: — Ménages pourvus de:						
		Electric or gas range — Cuisinière électrique ou à gaz	Mechanical refrigeration — Réfrigération mécanique	Powered washing machine — Lessiveuse mécanique	Electric vacuum cleaner — Aspirateur électrique	Telephone — Téléphone	Radio	Passenger automobile — Automobile de tourisme
<b>QUÉBEC — Con. — suite</b>								
<b>Montréal — Con. — fin</b>								
Clerical — Bureaux .....	15,725	14,275	9,980	10,900	7,195	12,105	15,255	2,735
Owner — Propriétaires .....	1,905	1,740	1,545	1,600	1,350	1,700	1,865	565
Tenant — Locataires .....	13,820	12,535	8,435	9,300	5,845	10,405	13,390	2,170
Agricultural — Agriculture .....	720	590	335	485	230	505	660	160
Owner — Propriétaires .....	190	140	135	160	--	155	175	--
Tenant — Locataires .....	530	450	200	325	155	350	485	--
Fishing, trapping, and logging — Pêche, trappage et abatage .....	--	--	--	--	--	--	--	--
Owner — Propriétaires .....	--	--	--	--	--	--	--	--
Tenant — Locataires .....	--	--	--	--	--	--	--	--
Mining and quarrying — Mines et carrières .....	--	--	--	--	--	--	--	--
Owner — Propriétaires .....	--	--	--	--	--	--	--	--
Tenant — Locataires .....	--	--	--	--	--	--	--	--
Manufacturing and mechanical <sup>1</sup> — Fabrication et mécanique <sup>1</sup> .....	45,010	38,690	25,940	33,315	16,450	32,540	43,620	9,240
Owner — Propriétaires .....	6,455	5,465	4,805	5,460	3,635	5,230	6,275	2,020
Tenant — Locataires .....	38,555	33,225	21,135	27,855	12,815	27,310	37,345	7,220
Construction .....	17,110	13,910	8,830	13,195	5,770	12,580	16,525	3,795
Owner — Propriétaires .....	3,030	2,410	2,030	2,680	1,640	2,535	2,940	975
Tenant — Locataires .....	14,080	11,500	6,800	10,515	4,130	10,045	13,585	2,820
Transportation and communication — Transports et communications .....	20,800	17,395	11,055	15,805	7,435	15,435	20,085	4,650
Owner — Propriétaires .....	2,590	2,185	1,975	2,230	1,580	2,200	2,500	965
Tenant — Locataires .....	18,210	15,210	9,080	13,575	5,855	13,235	17,585	3,685
Commercial — Commerce .....	13,230	12,225	9,555	9,085	7,040	11,055	12,935	5,300
Owner — Propriétaires .....	2,140	1,975	1,830	1,805	1,670	1,945	2,095	1,280
Tenant — Locataires .....	11,090	10,250	7,725	7,280	5,370	9,110	10,840	4,020
Financial — Finance .....	2,680	2,610	2,195	1,750	1,870	2,430	2,630	1,565
Owner — Propriétaires .....	645	640	600	515	540	620	635	500
Tenant — Locataires .....	2,035	1,970	1,595	1,235	1,330	1,810	1,995	1,065
Service (other than professional) — Services (autres que professionnels) .....	14,490	12,605	7,670	9,540	5,125	10,765	13,735	2,270
Owner — Propriétaires .....	1,895	1,650	1,425	1,505	1,065	1,565	1,850	525
Tenant — Locataires .....	12,595	10,955	6,245	8,035	4,060	9,200	11,885	1,745
Labourers (not agricultural, fishing, logging, or mining) — Manœuvres (sauf l'agriculture, la pêche, l'abatage et les mines) .....	12,750	9,295	4,500	9,045	2,180	7,395	12,040	1,235
Owner — Propriétaires .....	1,365	1,000	770	1,105	420	970	1,320	210
Tenant — Locataires .....	11,385	8,295	3,730	7,940	1,760	6,425	10,720	1,025
<b>Québec</b>								
All occupations <sup>2</sup> — Toutes occupations <sup>2</sup> .....	27,055	14,175	15,465	20,650	10,395	21,235	26,475	7,195
Owner — Propriétaires .....	6,470	3,965	4,655	5,440	3,540	5,720	6,370	2,810
Tenant — Locataires .....	20,585	10,210	10,810	15,210	6,855	15,515	20,105	4,385
Proprietary and managerial — Propriété et administration .....	4,090	2,930	3,155	3,045	2,645	3,720	4,045	2,130
Owner — Propriétaires .....	1,560	1,140	1,320	1,315	1,170	1,470	1,555	1,055
Tenant — Locataires .....	2,530	1,790	1,835	1,730	1,475	2,250	2,490	1,075
Professional — Professions .....	2,460	2,130	2,080	1,710	1,705	2,305	2,445	1,070
Owner — Propriétaires .....	785	730	715	605	635	750	780	470
Tenant — Locataires .....	1,675	1,400	1,365	1,105	1,070	1,555	1,665	600
Clerical — Bureaux .....	2,875	1,675	1,745	2,100	1,245	2,400	2,840	355
Owner — Propriétaires .....	580	375	410	475	270	500	570	105
Tenant — Locataires .....	2,295	1,300	1,335	1,625	975	1,900	2,270	250
Agricultural — Agriculture .....	--	--	--	--	--	--	--	--
Owner — Propriétaires .....	--	--	--	--	--	--	--	--
Tenant — Locataires .....	--	--	--	--	--	--	--	--
Fishing, trapping, and logging — Pêche, trappage et abatage .....	--	--	--	--	--	--	--	--
Owner — Propriétaires .....	--	--	--	--	--	--	--	--
Tenant — Locataires .....	--	--	--	--	--	--	--	--
Mining and quarrying — Mines et carrières .....	--	--	--	--	--	--	--	--
Owner — Propriétaires .....	--	--	--	--	--	--	--	--
Tenant — Locataires .....	--	--	--	--	--	--	--	--

1. Includes electric light and power production, and stationary enginemen. — Comprend l'éclairage et l'énergie électriques, et les mécaniciens de machines fixes.

2. Includes "not stated" occupations. — Comprend les occupations "non déclarées".



**TABLE 109. Households with male heads by occupation group of household head and tenure, showing specified household facilities and conveniences, for provinces and cities of 100,000 population and over, 1951 - Continued**

**TABLEAU 109. Ménages avec chefs masculins selon le groupe d'occupation du chef et le mode d'occupation du logement, et possédant certaines commodités ménagères et de confort, provinces et cités de 100,000 et plus, 1951 - suite**

Occupation group of household head and tenure Groupe d'occupation du chef de ménage et mode d'occupation du logement	Total	Households with: Ménages pourvus de:						
		Electric or gas range Cuisinière électrique ou à gaz	Mechanical refrigeration Réfrigération mécanique	Powered washing machine Lessiveuse mécanique	Electric vacuum cleaner Aspirateur électrique	Telephone Téléphone	Radio	Passenger automobile Automobile de tourisme
<b>QUÉBEC - Con.-fin</b>								
<b>Québec - Con.-fin</b>								
Manufacturing and mechanical <sup>1</sup> - Fabrication et mécanique <sup>1</sup>	4,215	1,555	2,085	3,435	1,145	3,010	4,110	880
Owner - Propriétaires	795	395	530	715	355	665	770	275
Tenant - Locataires	3,420	1,160	1,555	2,720	790	2,345	3,340	605
Construction	2,710	1,115	1,260	2,200	660	1,950	2,630	555
Owner - Propriétaires	805	365	475	715	275	680	790	230
Tenant - Locataires	1,905	750	785	1,485	385	1,270	1,840	325
Transportation and communication - Transports et communications	3,260	1,325	1,610	2,625	910	2,470	3,155	565
Owner - Propriétaires	545	215	365	490	220	485	525	185
Tenant - Locataires	2,715	1,110	1,245	2,135	690	1,985	2,630	380
Commercial - Commerce	2,080	1,255	1,250	1,520	845	1,660	2,045	815
Owner - Propriétaires	405	310	310	315	235	340	405	330
Tenant - Locataires	1,675	945	940	1,205	610	1,320	1,640	585
Financial - Finance	380	290	280	250	265	360	380	210
Owner - Propriétaires	105	--	--	--	--	105	105	--
Tenant - Locataires	275	200	200	180	170	255	275	130
Service (other than professional) - Services (autres que professionnels)	2,465	1,135	1,240	1,850	710	1,920	2,415	455
Owner - Propriétaires	525	255	315	435	210	455	520	135
Tenant - Locataires	1,940	880	925	1,415	500	1,465	1,895	320
Labourers (not agricultural, fishing, logging, or mining) - Manoeuvres (sauf l'agriculture, la pêche, l'abatage et les mines)	2,015	545	545	1,570	175	1,180	1,935	105
Owner - Propriétaires	295	--	--	260	--	220	285	--
Tenant - Locataires	1,720	490	450	1,310	135	960	1,650	--
<b>ONTARIO</b>								
All occupations <sup>2</sup> - Toutes occupations <sup>2</sup>	922,170	696,385	582,110	761,410	516,080	681,600	865,190	559,010
Owner - Propriétaires	637,910	472,550	418,685	554,145	387,510	494,720	599,865	413,605
Tenant - Locataires	284,260	223,835	163,425	207,265	128,570	186,880	265,325	145,405
Proprietary and managerial - Propriété et administration	122,570	111,880	104,365	105,235	95,850	108,295	117,855	91,810
Owner - Propriétaires	90,590	82,405	78,345	82,190	74,350	81,085	87,240	70,745
Tenant - Locataires	31,980	29,475	26,020	23,045	21,500	27,210	30,615	21,065
Professional - Professions	59,210	56,030	50,585	49,855	45,645	51,675	57,205	42,405
Owner - Propriétaires	36,825	35,320	32,235	33,600	30,910	32,855	35,570	28,125
Tenant - Locataires	22,385	20,710	18,350	16,255	14,735	18,820	21,635	14,280
Clerical - Bureaux	54,210	49,675	38,190	45,205	34,570	43,060	52,060	26,595
Owner - Propriétaires	34,215	31,605	24,880	30,955	24,510	28,150	32,820	18,285
Tenant - Locataires	19,995	18,070	13,310	14,250	10,060	14,910	19,240	8,310
Agricultural - Agriculture	138,210	52,150	63,045	106,130	52,350	97,465	123,505	102,340
Owner - Propriétaires	119,960	44,725	56,150	93,530	47,585	88,250	107,875	90,560
Tenant - Locataires	18,250	7,425	6,895	12,600	4,765	9,215	15,630	11,780
Fishing, trapping, and logging - Pêche, trappage et abatage	5,755	1,220	1,170	2,890	980	1,490	4,485	2,045
Owner - Propriétaires	3,880	880	800	2,060	760	1,050	3,125	1,430
Tenant - Locataires	1,875	340	370	830	220	440	1,360	615
Mining and quarrying - Mines et carrières	13,070	6,395	7,010	10,660	4,840	6,645	11,800	5,240
Owner - Propriétaires	6,470	2,960	3,820	5,530	2,780	3,710	5,965	2,815
Tenant - Locataires	6,600	3,435	3,190	5,130	2,060	2,935	5,835	2,425
Manufacturing and mechanical <sup>1</sup> - Fabrication et mécanique <sup>1</sup>	214,980	179,910	134,950	185,165	121,515	154,670	204,920	120,555
Owner - Propriétaires	146,315	123,335	98,180	132,470	91,825	111,850	140,015	86,740
Tenant - Locataires	68,665	56,575	36,770	52,695	29,690	42,820	64,905	33,815
Construction	68,915	51,315	38,105	57,230	33,985	47,175	64,295	38,130
Owner - Propriétaires	48,010	35,645	28,745	41,935	26,555	34,935	44,985	28,555
Tenant - Locataires	20,905	15,670	9,360	15,295	7,430	12,240	19,310	9,575
Transportation and communication - Transports et communications	77,445	56,790	43,410	64,830	38,815	54,580	72,645	41,760
Owner - Propriétaires	47,915	35,420	29,500	42,845	27,775	35,685	45,215	27,610
Tenant - Locataires	29,530	21,370	13,910	21,985	11,040	18,895	27,430	14,150
Commercial - Commerce	42,440	38,365	32,380	35,425	28,400	34,900	40,845	27,985
Owner - Propriétaires	26,700	24,260	21,095	24,165	19,585	22,730	25,690	18,595
Tenant - Locataires	15,740	14,105	11,285	11,260	8,815	12,170	15,155	9,390

1. Includes electric light and power production, and stationary enginemen. - Comprend l'éclairage et l'énergie électriques, et les mécaniciens de machines fixes.

2. Includes "not stated" occupations. - Comprend les occupations "non déclarées".

TABLE 109. Households with male heads by occupation group of household head and tenure, showing specified household facilities and conveniences, for provinces and cities of 100,000 population and over, 1951 - Continued

TABLEAU 109. Ménages avec chefs masculins selon le groupe d'occupation du chef et le mode d'occupation du logement, et possédant certaines commodités ménagères et de confort, provinces et cités de 100,000 et plus, 1951 - suite

Occupation group of household head and tenure Groupe d'occupation du chef de ménage et mode d'occupation du logement	Total	Households with: Ménages pourvus de:						
		Electric or gas range Cuisinière électrique ou à gaz	Mechanical refrigeration Réfrigération mécanique	Powered washing machine Lessiveuse mécanique	Electric vacuum cleaner Aspirateur électrique	Telephone Téléphone	Radio	Passenger automobile Automobile de tourisme
<b>ONTARIO - Con. - suite</b>								
Financial - Finance .....	10,620	10,170	9,075	8,915	8,475	9,705	10,310	9,135
Owner - Propriétaires .....	7,610	7,305	6,645	6,950	6,450	7,025	7,415	6,750
Tenant - Locataires .....	3,010	2,865	2,430	1,965	2,025	2,680	2,895	2,385
Service (other than professional) - Services (autres que professionnels) .....	55,885	46,820	35,910	45,770	31,115	40,085	52,605	26,285
Owner - Propriétaires .....	31,130	25,660	20,665	27,330	19,295	24,380	29,350	15,900
Tenant - Locataires .....	24,755	21,160	15,245	18,440	11,820	15,705	23,255	10,385
Labourers (not agricultural, fishing, logging, or mining) - Manoeuvres (sauf l'agriculture, la pêche, l'abatage et les mines) .....	53,210	31,880	21,060	40,135	17,095	28,495	47,640	22,140
Owner - Propriétaires .....	34,500	20,545	15,540	27,715	13,265	20,605	31,155	15,575
Tenant - Locataires .....	18,710	11,335	5,520	12,420	3,830	7,890	16,485	6,565
<b>Hamilton</b>								
All occupations <sup>1</sup> - Toutes occupations <sup>1</sup> .....	43,295	42,350	32,845	34,440	27,190	34,685	41,350	24,385
Owner - Propriétaires .....	28,605	28,015	23,295	25,275	20,340	24,345	27,425	17,185
Tenant - Locataires .....	14,690	14,335	9,550	9,165	6,850	10,340	13,925	7,200
Proprietary and managerial - Propriété et administration .....	5,295	5,235	4,750	4,205	4,335	4,935	5,155	4,055
Owner - Propriétaires .....	3,920	3,885	3,585	3,455	3,435	3,735	3,835	3,185
Tenant - Locataires .....	1,375	1,350	1,165	750	900	1,200	1,320	870
Professional - Professions .....	2,815	2,800	2,515	2,280	2,165	2,540	2,725	2,010
Owner - Propriétaires .....	1,780	1,775	1,650	1,610	1,535	1,680	1,735	1,380
Tenant - Locataires .....	1,035	1,025	865	670	630	860	990	630
Clerical - Bureaux .....	3,405	3,355	2,575	2,595	2,140	2,765	3,280	1,690
Owner - Propriétaires .....	2,090	2,085	1,695	1,815	1,490	1,800	2,055	1,085
Tenant - Locataires .....	1,315	1,270	880	780	650	965	1,225	605
Agricultural - Agriculture .....	210	210	155	165	130	155	205	115
Owner - Propriétaires .....	150	150	110	130	--	115	145	--
Tenant - Locataires .....	--	--	--	--	--	--	--	--
Fishing, trapping, and logging - Pêche, trappage et abatage .....	--	--	--	--	--	--	--	--
Owner - Propriétaires .....	--	--	--	--	--	--	--	--
Tenant - Locataires .....	--	--	--	--	--	--	--	--
Mining and quarrying - Mines et carrières .....	--	--	--	--	--	--	--	--
Owner - Propriétaires .....	--	--	--	--	--	--	--	--
Tenant - Locataires .....	--	--	--	--	--	--	--	--
Manufacturing and mechanical <sup>2</sup> - Fabrica- tion et mécanique <sup>2</sup> .....	16,285	15,830	12,120	13,370	9,935	12,580	15,585	8,845
Owner - Propriétaires .....	11,025	10,680	8,790	9,890	7,615	9,070	10,545	6,335
Tenant - Locataires .....	5,260	5,150	3,330	3,480	2,320	3,510	5,040	2,510
Construction .....	3,285	3,205	2,220	2,510	1,750	2,500	3,120	1,745
Owner - Propriétaires .....	2,150	2,105	1,655	1,790	1,330	1,800	2,060	1,210
Tenant - Locataires .....	1,135	1,100	565	720	420	700	1,060	535
Transportation and communication - Trans- ports et communications .....	3,375	3,255	2,290	2,760	1,900	2,650	3,220	1,845
Owner - Propriétaires .....	2,030	1,960	1,550	1,860	1,360	1,715	1,945	1,145
Tenant - Locataires .....	1,345	1,295	740	900	540	935	1,275	700
Commercial - Commerce .....	2,105	2,090	1,805	1,590	1,490	1,790	2,015	1,385
Owner - Propriétaires .....	1,225	1,215	1,055	1,060	975	1,100	1,170	855
Tenant - Locataires .....	880	875	750	530	515	690	845	530
Financial - Finance .....	515	510	470	420	395	475	500	450
Owner - Propriétaires .....	380	380	350	330	320	355	370	330
Tenant - Locataires .....	135	130	120	--	--	120	130	120
Service (other than professional) - Services (autres que professionnels) .....	2,725	2,655	1,935	2,035	1,565	2,160	2,570	1,155
Owner - Propriétaires .....	1,715	1,690	1,350	1,495	1,115	1,415	1,625	830
Tenant - Locataires .....	1,010	965	585	540	450	745	945	325
Labourers (not agricultural, fishing, logging, or mining) - Manoeuvres (sauf l'agriculture, la pêche, l'abatage et les mines) .....	2,960	2,895	1,775	2,240	1,200	1,890	2,670	940
Owner - Propriétaires .....	1,960	1,910	1,375	1,675	955	1,415	1,770	650
Tenant - Locataires .....	1,000	985	400	565	245	475	900	290

1. Includes "not stated" occupations. - Comprend les occupations "non déclarées".

2. Includes electric light and power production, and stationary engines. - Comprend l'éclairage et l'énergie électriques, et les mécaniciens de machines fixes.

**TABLE 109. Households with male heads by occupation group of household head and tenure, showing specified household facilities and conveniences, for provinces and cities of 100,000 population and over, 1951 - Continued**

**TABLEAU 109. Ménages avec chefs masculins selon le groupe d'occupation du chef et le mode d'occupation du logement, et possédant certaines commodités ménagères et de confort, provinces et cités de 100,000 et plus, 1951 - suite**

Occupation group of household head and tenure — Groupe d'occupation du chef de ménage et mode d'occupation du logement	Total	Households with: — Ménages pourvus de:						
		Electric or gas range — Cuisinière électrique ou à gaz	Mechanical refrigeration — Réfrigération mécanique	Powered washing machine — Lessiveuse mécanique	Electric vacuum cleaner — Aspirateur électrique	Telephone — Téléphone	Radio	Passenger automobile — Automobile de tourisme
<b>ONTARIO - Con. - suite</b>								
<b>Ottawa</b>								
All occupations <sup>1</sup> - Toutes occupations <sup>1</sup> .....	35,930	32,500	26,830	29,050	21,365	31,160	34,255	19,595
Owner - Propriétaires .....	15,695	14,670	12,690	14,030	11,400	14,470	14,910	10,200
Tenant - Locataires .....	20,235	17,830	14,140	15,020	9,965	16,690	19,345	9,395
Proprietary and managerial - Propriété et administration .....	6,510	6,335	5,845	5,205	5,080	6,045	6,245	4,615
Owner - Propriétaires .....	3,490	3,440	3,205	3,185	2,990	3,320	3,335	2,710
Tenant - Locataires .....	3,020	2,895	2,640	2,020	2,090	2,725	2,910	1,905
Professional - Professions .....	4,710	4,615	4,285	3,660	3,515	4,415	4,540	2,945
Owner - Propriétaires .....	2,315	2,285	2,140	2,055	1,995	2,210	2,215	1,710
Tenant - Locataires .....	2,395	2,330	2,145	1,605	1,520	2,205	2,325	1,235
Clerical - Bureaux .....	4,715	4,405	3,475	3,775	2,740	4,170	4,530	2,055
Owner - Propriétaires .....	1,920	1,845	1,510	1,735	1,425	1,770	1,835	1,005
Tenant - Locataires .....	2,795	2,560	1,965	2,040	1,315	2,400	2,695	1,050
Agricultural - Agriculture .....	380	280	195	285	150	290	340	185
Owner - Propriétaires .....	235	185	140	195	110	185	205	130
Tenant - Locataires .....	145	--	--	--	--	105	135	--
Fishing, trapping, and logging - Pêche, trappage et abatage .....	--	--	--	--	--	--	--	--
Owner - Propriétaires .....	--	--	--	--	--	--	--	--
Tenant - Locataires .....	--	--	--	--	--	--	--	--
Mining and quarrying - Mines et carrières ..	--	--	--	--	--	--	--	--
Owner - Propriétaires .....	--	--	--	--	--	--	--	--
Tenant - Locataires .....	--	--	--	--	--	--	--	--
Manufacturing and mechanical <sup>2</sup> - Fabrication et mécanique <sup>2</sup> .....	4,640	4,015	3,165	3,900	2,330	3,910	4,435	2,420
Owner - Propriétaires .....	1,930	1,740	1,410	1,700	1,185	1,760	1,845	1,145
Tenant - Locataires .....	2,710	2,275	1,755	2,200	1,145	2,150	2,590	1,275
Construction .....	2,255	1,815	1,305	1,895	920	1,820	2,115	1,050
Owner - Propriétaires .....	1,060	890	710	960	575	935	975	625
Tenant - Locataires .....	1,195	925	595	935	345	885	1,140	425
Transportation and communication - Transports et communications .....	2,890	2,460	1,625	2,350	1,275	2,490	2,745	1,385
Owner - Propriétaires .....	1,060	940	720	970	670	975	1,030	600
Tenant - Locataires .....	1,830	1,520	905	1,380	605	1,515	1,715	785
Commercial - Commerce .....	2,065	1,910	1,575	1,725	1,265	1,835	1,990	1,285
Owner - Propriétaires .....	905	870	750	820	650	850	860	645
Tenant - Locataires .....	1,160	1,040	825	905	615	985	1,130	640
Financial - Finance .....	450	440	415	360	365	435	425	370
Owner - Propriétaires .....	260	260	255	215	230	250	245	230
Tenant - Locataires .....	190	180	160	145	135	185	180	140
Service (other than professional) - Services (autres que professionnels) .....	5,585	5,090	4,265	4,590	3,250	4,555	5,340	2,715
Owner - Propriétaires .....	1,915	1,800	1,560	1,740	1,325	1,755	1,815	1,165
Tenant - Locataires .....	3,670	3,290	2,705	2,850	1,925	2,800	3,525	1,550
Labourers (not agricultural, fishing, logging, or mining) - Manoeuvres (sauf l'agriculture, la pêche, l'abatage et les mines) ..	1,450	895	500	1,105	350	970	1,295	450
Owner - Propriétaires .....	500	315	210	365	180	355	445	190
Tenant - Locataires .....	950	580	290	740	170	615	850	260
<b>Toronto</b>								
All occupations <sup>1</sup> - Toutes occupations <sup>1</sup> .....	110,115	108,225	78,100	84,240	72,105	99,095	104,875	54,030
Owner - Propriétaires .....	68,980	68,290	52,190	59,185	50,865	64,480	66,000	36,380
Tenant - Locataires .....	41,135	39,935	25,910	25,055	21,240	34,615	38,875	17,650
Proprietary and managerial - Propriété et administration .....	18,685	18,560	16,190	14,185	14,560	17,610	17,820	12,680
Owner - Propriétaires .....	12,460	12,410	11,100	10,505	10,490	11,905	11,915	8,935
Tenant - Locataires .....	6,225	6,150	5,090	3,680	4,070	5,705	5,905	3,745
Professional - Professions .....	9,820	9,750	8,445	7,580	8,020	9,355	9,450	6,355
Owner - Propriétaires .....	6,115	6,090	5,405	5,390	5,445	5,915	5,895	4,300
Tenant - Locataires .....	3,705	3,660	3,040	2,190	2,575	3,440	3,555	2,055

1. Includes "not stated" occupations. - Comprend les occupations "non déclarées".

2. Includes electric light and power production, and stationary enginem. - Comprend l'éclairage et l'énergie électriques, et les mécaniciens de machines fixes.

**TABLE 109. Households with male heads by occupation group of household head and tenure, showing specified household facilities and conveniences, for provinces and cities of 100,000 population and over, 1951 - Continued**  
**TABLEAU 109. Ménages avec chefs masculins selon le groupe d'occupation du chef et le mode d'occupation du logement, et possédant certaines commodités ménagères et de confort, provinces et cités de 100,000 et plus, 1951 - suite**

Occupation group of household head and tenure — Groupe d'occupation du chef de ménage et mode d'occupation du logement	Total	Households with: — Ménages pourvus de:						Passenger automobile — Automobile de tourisme
		Electric or gas range — Cuisinière électrique ou à gaz	Mechanical refrigeration — Réfrigération mécanique	Powered washing machine — Lessiveuse mécanique	Electric vacuum cleaner — Aspirateur électrique	Telephone — Téléphone	Radio	
<b>ONTARIO—Con.—suite</b>								
<b>Toronto—Con.—fin</b>								
Clerical — Bureaux .....	10,310	10,180	7,205	7,820	6,990	9,320	9,980	4,070
Owner — Propriétaires .....	6,150	6,100	4,445	5,395	4,745	5,780	5,960	2,655
Tenant — Locataires .....	4,160	4,080	2,760	2,425	2,245	3,540	4,020	1,415
Agricultural — Agriculture .....	595	570	345	460	340	505	550	200
Owner — Propriétaires .....	420	420	280	320	260	370	385	140
Tenant — Locataires .....	175	150	--	140	--	135	165	--
Fishing, trapping, and logging — Pêche, trappage et abatage .....	--	--	--	--	--	--	--	--
Owner — Propriétaires .....	--	--	--	--	--	--	--	--
Tenant — Locataires .....	--	--	--	--	--	--	--	--
Mining and quarrying — Mines et carrières .....	--	--	--	--	--	--	--	--
Owner — Propriétaires .....	--	--	--	--	--	--	--	--
Tenant — Locataires .....	--	--	--	--	--	--	--	--
Manufacturing and mechanical <sup>1</sup> — Fabrication et mécanique <sup>1</sup> .....	28,090	27,625	18,660	21,805	16,935	24,920	26,790	11,635
Owner — Propriétaires .....	18,445	18,285	13,160	15,680	12,475	17,090	17,710	8,035
Tenant — Locataires .....	9,645	9,340	5,500	6,125	4,460	7,830	9,080	3,600
Construction .....	8,455	8,250	5,190	6,665	4,880	7,470	7,990	3,860
Owner — Propriétaires .....	5,400	5,305	3,795	4,675	3,590	5,010	5,150	2,595
Tenant — Locataires .....	3,055	2,945	1,395	1,990	1,290	2,460	2,840	1,265
Transportation and communication — Transports et communications .....	9,270	9,020	5,545	7,400	5,505	8,230	8,905	4,375
Owner — Propriétaires .....	5,200	5,140	3,430	4,640	3,655	4,825	5,020	2,645
Tenant — Locataires .....	4,070	3,880	2,115	2,760	1,850	3,405	3,885	1,730
Commercial — Commerce .....	7,560	7,480	5,870	5,575	5,330	7,030	7,305	4,235
Owner — Propriétaires .....	4,400	4,365	3,505	3,815	3,435	4,225	4,285	2,635
Tenant — Locataires .....	3,160	3,115	2,365	1,760	1,895	2,805	3,020	1,600
Financial — Finance .....	2,310	2,295	1,985	1,695	1,805	2,185	2,240	1,775
Owner — Propriétaires .....	1,350	1,340	1,165	1,185	1,160	1,300	1,310	1,080
Tenant — Locataires .....	960	955	820	510	645	885	930	695
Service (other than professional) — Services (autres que professionnels) .....	9,220	8,960	5,750	6,890	5,290	7,935	8,580	3,255
Owner — Propriétaires .....	5,415	5,330	3,735	4,625	3,700	4,930	5,070	2,215
Tenant — Locataires .....	3,805	3,630	2,015	2,265	1,590	3,005	3,490	1,040
Labourers (not agricultural, fishing, logging, or mining) — Manoeuvres (sauf l'agriculture, la pêche, l'abatage et les mines) .....	4,990	4,770	2,415	3,655	2,040	3,885	4,575	1,330
Owner — Propriétaires .....	3,155	3,065	1,820	2,590	1,605	2,720	2,875	950
Tenant — Locataires .....	1,835	1,705	595	1,065	435	1,165	1,700	380
<b>Windsor</b>								
All occupations <sup>2</sup> — Toutes occupations <sup>2</sup> .....	25,785	25,520	17,525	22,330	17,715	18,690	24,420	14,185
Owner — Propriétaires .....	14,095	14,025	10,945	13,245	11,320	11,435	13,385	8,575
Tenant — Locataires .....	11,690	11,495	6,580	9,085	6,395	7,255	11,035	5,610
Proprietary and managerial — Propriété et administration .....	3,380	3,370	2,905	3,000	2,920	3,015	3,255	2,515
Owner — Propriétaires .....	2,185	2,185	1,950	2,050	2,015	2,035	2,100	1,785
Tenant — Locataires .....	1,195	1,185	955	950	905	980	1,155	730
Professional — Professions .....	1,565	1,560	1,395	1,370	1,305	1,395	1,515	1,125
Owner — Propriétaires .....	845	845	780	810	765	805	830	650
Tenant — Locataires .....	720	715	615	560	540	590	685	475
Clerical — Bureaux .....	2,355	2,335	1,590	2,070	1,725	1,815	2,245	1,140
Owner — Propriétaires .....	1,130	1,120	830	1,085	930	955	1,070	575
Tenant — Locataires .....	1,225	1,215	760	985	795	860	1,175	565
Agricultural — Agriculture .....	--	--	--	--	--	--	--	--
Owner — Propriétaires .....	--	--	--	--	--	--	--	--
Tenant — Locataires .....	--	--	--	--	--	--	--	--
Fishing, trapping, and logging — Pêche, trappage et abatage .....	--	--	--	--	--	--	--	--
Owner — Propriétaires .....	--	--	--	--	--	--	--	--
Tenant — Locataires .....	--	--	--	--	--	--	--	--
Mining and quarrying — Mines et carrières .....	--	--	--	--	--	--	--	--
Owner — Propriétaires .....	--	--	--	--	--	--	--	--
Tenant — Locataires .....	--	--	--	--	--	--	--	--

1. Includes electric light and power production, and stationary engineering. — Comprend l'éclairage et l'énergie électriques, et les mécaniciens de machines fixes.

2. Includes "not stated" occupations. — Comprend les occupations "non déclarées".

**TABLE 109. Households with male heads by occupation group of household head and tenure, showing specified household facilities and conveniences, for provinces and cities of 100,000 population and over, 1951 - Continued**

**TABLEAU 109. Ménages avec chefs masculins selon le groupe d'occupation du chef et le mode d'occupation du logement, et possédant certaines commodités ménagères et de confort, provinces et cités de 100,000 et plus, 1951 - suite**

Occupation group of household head and tenure Groupe d'occupation du chef de ménage et mode d'occupation du logement	Total	Households with: Ménages pourvus de:						
		Electric or gas range Cuisinière électrique ou à gaz	Mechanical refrigeration Réfrigération mécanique	Powered washing machine Lessiveuse mécanique	Electric vacuum cleaner Aspirateur électrique	Telephone Téléphone	Radio	Passenger automobile Automobile de tourisme
<b>ONTARIO - Con.-fin</b>								
<b>Windsor - Con.-fin</b>								
Manufacturing and mechanical <sup>1</sup> - Fabrication et mécanique <sup>1</sup>	9,920	9,825	6,370	8,640	8,405	6,615	9,395	5,140
Owner - Propriétaires	5,530	5,515	4,165	5,160	4,265	4,145	5,240	3,170
Tenant - Locataires	4,390	4,310	2,205	3,480	2,140	2,470	4,155	1,970
Construction	1,775	1,760	1,070	1,485	1,065	1,175	1,615	875
Owner - Propriétaires	925	920	665	870	740	770	850	505
Tenant - Locataires	850	840	405	615	325	405	765	370
Transportation and communication - Transports et communications	2,050	2,020	1,285	1,750	1,335	1,495	1,945	1,120
Owner - Propriétaires	995	970	760	915	765	810	945	580
Tenant - Locataires	1,055	1,050	525	835	570	685	1,000	540
Commercial - Commerce	1,115	1,100	815	970	845	895	1,060	765
Owner - Propriétaires	500	500	405	485	435	445	480	375
Tenant - Locataires	615	600	410	485	410	450	580	390
Financial - Finance	240	240	185	200	200	210	225	185
Owner - Propriétaires	105	105	--	105	--	105	100	100
Tenant - Locataires	135	135	--	--	105	105	125	--
Service (other than professional) - Services (autres que professionnels)	1,615	1,585	1,050	1,405	1,115	1,205	1,525	735
Owner - Propriétaires	940	930	705	905	740	780	895	465
Tenant - Locataires	675	655	345	500	375	425	630	270
Labourers (not agricultural, fishing, logging or mining) - Manoeuvres (sauf l'agriculture, la pêche, l'abatage et les mines)	1,585	1,555	750	1,295	705	785	1,475	515
Owner - Propriétaires	835	830	500	760	495	510	775	320
Tenant - Locataires	750	725	250	535	210	275	700	195
<b>MANITOBA</b>								
All occupations <sup>2</sup> - Toutes occupations <sup>2</sup>	155,650	84,300	76,395	116,470	67,155	89,200	146,775	76,115
Owner - Propriétaires	111,380	55,980	54,035	88,230	49,125	65,095	105,100	59,050
Tenant - Locataires	44,270	28,320	22,360	28,240	18,030	24,105	41,675	17,065
Proprietary and managerial - Propriété et administration	17,735	14,345	14,350	14,900	13,090	14,400	17,260	11,500
Owner - Propriétaires	13,355	10,795	10,945	12,010	10,235	11,060	13,025	9,165
Tenant - Locataires	4,380	3,550	3,405	2,890	2,855	3,340	4,235	2,335
Professional - Professions	7,085	6,075	5,585	5,780	5,150	5,885	6,935	4,035
Owner - Propriétaires	4,345	3,990	3,650	4,010	3,585	3,900	4,300	2,695
Tenant - Locataires	2,740	2,085	1,935	1,770	1,565	1,985	2,635	1,340
Clerical - Bureaux	8,110	7,085	5,400	6,370	5,130	5,995	7,990	2,420
Owner - Propriétaires	4,705	4,095	3,255	4,255	3,315	3,765	4,635	1,575
Tenant - Locataires	3,405	2,990	2,145	2,115	1,815	2,230	3,355	845
Agricultural - Agriculture	46,350	7,330	12,210	31,165	9,215	21,420	42,170	28,510
Owner - Propriétaires	41,015	6,485	10,870	27,715	8,205	18,690	37,400	25,480
Tenant - Locataires	5,335	845	1,340	3,450	1,010	2,730	4,770	3,030
Fishing, trapping, and logging - Pêche, trappage et abatage	1,745	125	120	520	120	150	1,395	310
Owner - Propriétaires	1,445	100	--	425	--	115	1,200	280
Tenant - Locataires	300	--	--	--	--	--	195	--
Mining and quarrying - Mines et carrières	1,490	555	695	1,225	620	275	1,420	525
Owner - Propriétaires	1,010	430	485	880	480	215	960	395
Tenant - Locataires	480	125	210	345	140	--	460	130
Manufacturing and mechanical <sup>1</sup> - Fabrication et mécanique <sup>1</sup>	20,730	14,470	11,325	16,570	10,095	11,640	19,900	8,240
Owner - Propriétaires	13,855	9,875	8,085	12,120	7,485	8,335	13,385	5,930
Tenant - Locataires	6,875	4,595	3,240	4,450	2,610	3,305	6,515	2,310
Construction	10,035	6,175	4,540	7,865	4,235	5,195	9,560	4,140
Owner - Propriétaires	7,030	4,280	3,310	5,855	3,250	3,835	6,740	3,165
Tenant - Locataires	3,005	1,895	1,230	2,010	985	1,360	2,820	975
Transportation and communication - Transports et communications	15,125	9,385	7,710	11,790	6,885	8,975	14,485	5,955
Owner - Propriétaires	8,945	5,610	4,860	7,780	4,530	5,570	8,640	3,840
Tenant - Locataires	6,180	3,775	2,850	4,010	2,355	3,405	5,845	2,115
Commercial - Commerce	7,110	5,755	5,065	5,635	4,465	5,315	6,955	3,955
Owner - Propriétaires	4,045	3,415	3,025	3,665	2,855	3,225	3,965	2,345
Tenant - Locataires	3,065	2,340	2,040	1,970	1,610	2,090	2,990	1,610

1. Includes electric light and power production, and stationary enginemen. - Comprend l'éclairage et l'énergie électriques, et les mécaniciens de machines fixes.

2. Includes "not stated" occupations. - Comprend les occupations "non déclarées".

**TABLE 109. Households with male heads by occupation group of household head and tenure, showing specified household facilities and conveniences, for provinces and cities of 100,000 population and over, 1951 - Continued**

**TABLEAU 109. Ménages avec chefs masculins selon le groupe d'occupation du chef et le mode d'occupation du logement, et possédant certaines commodités ménagères et de confort, provinces et cités de 100,000 et plus, 1951 - suite**

Occupation group of household head and tenure Groupe d'occupation du chef de ménage et mode d'occupation du logement	Total	Households with: Ménages pourvus de:						
		Electric or gas range Cuisinière électrique ou à gaz	Mechanical refrigeration Réfrigération mécanique	Powered washing machine Lessiveuse mécanique	Electric vacuum cleaner Aspirateur électrique	Telephone Téléphone	Radio	Passenger automobile Automobile de tourisme
<b>MANITOBA - Con.-fin</b>								
Financial - Finance .....	1,400	1,255	1,130	1,090	1,105	1,280	1,390	1,060
Owner - Propriétaires .....	895	810	780	850	790	840	890	735
Tenant - Locataires .....	505	445	350	240	315	440	500	325
Service (other than professional) - Services (autres que professionnels) .....	9,435	6,865	5,385	7,200	4,685	5,195	8,980	3,080
Owner - Propriétaires .....	4,775	3,250	2,625	4,050	2,580	3,160	4,575	1,750
Tenant - Locataires .....	4,660	3,615	2,760	3,150	2,105	2,035	4,405	1,330
Labourers (not agricultural, fishing, logging, or mining) - Manoeuvres (sauf l'agricul- ture, la pêche, l'abatage et les mines) ....	8,665	4,320	2,665	5,980	2,220	3,255	7,785	2,145
Owner - Propriétaires .....	5,525	2,670	1,915	4,315	1,625	2,225	5,005	1,525
Tenant - Locataires .....	3,140	1,650	750	1,665	595	1,030	2,780	620
<b>Winnipeg</b>								
All occupations <sup>1</sup> - Toutes occupations <sup>1</sup> .....	47,705	42,245	32,065	35,405	29,145	35,835	46,200	19,200
Owner - Propriétaires .....	25,885	23,950	19,435	23,330	18,880	21,620	25,295	12,300
Tenant - Locataires .....	21,820	18,295	12,630	12,075	10,265	14,215	20,905	6,900
Proprietary and managerial - Propriété et administration .....	7,860	7,640	6,945	6,250	6,480	7,170	7,700	5,070
Owner - Propriétaires .....	5,380	5,295	4,885	4,875	4,745	5,040	5,295	3,805
Tenant - Locataires .....	2,480	2,345	2,060	1,375	1,735	2,130	2,405	1,265
Professional - Professions .....	3,420	3,355	2,945	2,665	2,745	3,135	3,370	1,835
Owner - Propriétaires .....	2,140	2,125	1,930	1,980	1,920	2,060	2,120	1,360
Tenant - Locataires .....	1,280	1,230	1,015	685	825	1,075	1,250	475
Clerical - Bureaux .....	4,340	4,085	3,010	3,080	2,835	3,365	4,290	1,240
Owner - Propriétaires .....	1,980	1,905	1,440	1,775	1,545	1,700	1,955	690
Tenant - Locataires .....	2,360	2,180	1,570	1,305	1,290	1,665	2,335	550
Agricultural - Agriculture .....	445	290	175	280	180	270	415	155
Owner - Propriétaires .....	240	195	140	210	145	190	225	125
Tenant - Locataires .....	205	--	--	--	--	--	190	--
Fishing, trapping, and logging - Pêche, trappage et abatage .....	--	--	--	--	--	--	--	--
Owner - Propriétaires .....	--	--	--	--	--	--	--	--
Tenant - Locataires .....	--	--	--	--	--	--	--	--
Mining and quarrying - Mines et carrières ..	--	--	--	--	--	--	--	--
Owner - Propriétaires .....	--	--	--	--	--	--	--	--
Tenant - Locataires .....	--	--	--	--	--	--	--	--
Manufacturing and mechanical <sup>2</sup> - Fabrica- tion et mécanique <sup>2</sup> .....	9,715	8,335	5,930	7,370	5,290	6,600	9,350	3,275
Owner - Propriétaires .....	5,455	4,930	3,845	4,920	3,625	4,195	5,315	2,065
Tenant - Locataires .....	4,260	3,405	2,085	2,450	1,665	2,405	4,035	1,210
Construction .....	3,815	3,135	2,160	2,905	1,965	2,590	3,660	1,410
Owner - Propriétaires .....	2,035	1,810	1,350	1,780	1,320	1,565	1,985	850
Tenant - Locataires .....	1,780	1,325	810	1,125	645	1,025	1,675	560
Transportation and communication - Trans- ports et communications .....	5,710	5,050	3,610	4,230	3,235	4,260	5,590	2,075
Owner - Propriétaires .....	2,690	2,520	1,925	2,485	1,850	2,230	2,650	1,135
Tenant - Locataires .....	3,020	2,530	1,685	1,745	1,385	2,030	2,940	940
Commercial - Commerce .....	3,320	3,165	2,600	2,370	2,265	2,830	3,260	1,690
Owner - Propriétaires .....	1,575	1,540	1,295	1,440	1,235	1,435	1,550	880
Tenant - Locataires .....	1,745	1,625	1,305	930	1,030	1,395	1,710	810
Financial - Finance .....	750	730	605	525	610	700	745	520
Owner - Propriétaires .....	385	385	345	360	365	375	385	300
Tenant - Locataires .....	365	345	260	165	245	325	360	220
Service (other than professional) - Services (autres que professionnels) .....	4,210	3,605	2,515	2,960	2,275	2,840	4,020	1,195
Owner - Propriétaires .....	1,935	1,675	1,290	1,710	1,280	1,605	1,875	685
Tenant - Locataires .....	2,275	1,930	1,225	1,250	995	1,235	2,145	510
Labourers (not agricultural, fishing, logging, or mining) - Manoeuvres (sauf l'agricul- ture, la pêche, l'abatage et les mines) ....	3,930	2,700	1,460	2,640	1,185	1,970	3,630	665
Owner - Propriétaires .....	1,980	1,485	935	1,715	795	1,155	1,855	360
Tenant - Locataires .....	1,950	1,215	525	925	390	815	1,775	305

1. Includes "not stated" occupations. - Comprend les occupations "non déclarées".

2. Includes electric light and power production, and stationary enginemen. - Comprend l'éclairage et l'énergie électriques, et les mécaniciens de machines fixes.

TABLE 109. Households with male heads by occupation group of household head and tenure, showing specified household facilities and conveniences, for provinces and cities of 100,000 population and over, 1951 - Continued.

TABLEAU 109. Ménages avec chefs masculins selon le groupe d'occupation du chef et le mode d'occupation du logement, et possédant certaines commodités ménagères et de confort, provinces et cités de 100,000 et plus, 1951 - suite

Occupation group of household head and tenure Groupe d'occupation du chef de ménage et mode d'occupation du logement	Total	Households with: Ménages pourvus de:						
		Electric or gas range Cuisinière électrique ou à gaz	Mechanical refrigeration Réfrigération mécanique	Powered washing machine Lessiveuse mécanique	Electric vacuum cleaner Aspirateur électrique	Telephone Téléphone	Radio	Passenger automobile Automobile de tourisme
<b>SASKATCHEWAN</b>								
All occupations <sup>1</sup> - Toutes occupations <sup>1</sup> .....	173,843	32,720	40,085	124,500	46,045	90,785	163,215	97,200
Owner - Propriétaires.....	128,295	20,860	27,675	92,555	32,915	67,700	120,620	73,710
Tenant - Locataires.....	45,550	11,860	12,410	31,945	13,130	23,085	42,595	23,490
Proprietary and managerial - Propriété et administration.....	16,300	7,825	9,835	14,240	10,475	11,395	15,815	10,695
Owner - Propriétaires.....	11,695	5,460	7,060	10,495	7,660	8,285	11,390	7,925
Tenant - Locataires.....	4,605	2,365	2,775	3,745	2,815	3,110	4,425	2,770
Professional - Professions.....	6,370	3,395	3,475	5,060	3,685	4,395	6,185	4,195
Owner - Propriétaires.....	2,900	1,895	1,980	2,640	2,170	2,335	2,840	1,950
Tenant - Locataires.....	3,470	1,500	1,495	2,420	1,515	2,060	3,345	2,245
Clerical - Bureaux.....	4,125	1,930	1,985	3,445	2,445	2,870	3,995	1,745
Owner - Propriétaires.....	2,320	960	1,115	2,150	1,530	1,725	2,275	1,020
Tenant - Locataires.....	1,805	970	870	1,295	915	1,145	1,720	725
Agricultural - Agriculture.....	95,790	6,350	9,380	61,985	10,310	48,495	89,070	56,605
Owner - Propriétaires.....	80,480	5,430	8,260	52,120	9,215	40,555	75,015	48,285
Tenant - Locataires.....	15,310	920	1,120	9,865	1,095	7,940	14,055	8,320
Fishing, trapping, and logging - Pêche, trappage et abatage.....	1,340	--	--	140	--	--	675	110
Owner - Propriétaires.....	1,170	--	--	--	--	--	565	--
Tenant - Locataires.....	170	--	--	--	--	--	110	--
Mining and quarrying - Mines et carrières.....	455	100	135	325	150	--	410	205
Owner - Propriétaires.....	295	--	--	240	100	--	275	140
Tenant - Locataires.....	160	--	--	--	--	--	135	--
Manufacturing and mechanical <sup>2</sup> - Fabrication et mécanique <sup>2</sup> .....	10,595	2,775	3,095	8,800	4,070	4,770	10,195	5,405
Owner - Propriétaires.....	7,085	1,670	2,065	6,190	2,920	3,460	6,860	3,795
Tenant - Locataires.....	3,510	1,105	1,030	2,610	1,150	1,310	3,335	1,610
Construction.....	5,820	1,380	1,520	4,535	2,065	2,510	5,455	2,525
Owner - Propriétaires.....	4,250	1,000	1,190	3,500	1,655	1,915	4,005	1,940
Tenant - Locataires.....	1,570	380	330	1,035	410	595	1,450	585
Transportation and communication - Transports et communications.....	13,250	3,050	4,040	10,400	4,850	6,315	12,550	5,770
Owner - Propriétaires.....	7,075	1,565	2,320	6,055	2,965	3,730	6,845	3,080
Tenant - Locataires.....	6,175	1,485	1,720	4,345	1,885	2,585	5,705	2,690
Commercial - Commerce.....	7,825	2,760	3,225	6,640	3,655	4,630	7,650	5,000
Owner - Propriétaires.....	3,595	1,270	1,630	3,240	1,950	2,280	3,540	2,185
Tenant - Locataires.....	4,230	1,490	1,595	3,400	1,705	2,350	4,110	2,815
Financial - Finance.....	840	480	500	715	615	655	830	650
Owner - Propriétaires.....	555	305	345	515	420	455	550	440
Tenant - Locataires.....	285	175	155	200	195	200	280	210
Service (other than professional) - Services (autres que professionnels).....	5,785	1,930	2,020	4,650	2,500	2,990	5,555	2,325
Owner - Propriétaires.....	3,265	855	1,030	2,790	1,390	1,720	3,185	1,495
Tenant - Locataires.....	2,520	1,075	990	1,860	1,110	1,270	2,370	830
Labourers (not agricultural, fishing, logging, or mining) - Manoeuvres (sauf l'agriculture, la pêche, l'abatage et les mines).....	4,895	695	810	3,340	1,130	1,550	4,425	1,795
Owner - Propriétaires.....	3,305	350	560	2,365	870	1,110	2,995	1,255
Tenant - Locataires.....	1,590	345	250	975	260	440	1,430	540
<b>ALBERTA</b>								
All occupations <sup>1</sup> - Toutes occupations <sup>1</sup> .....	198,715	93,285	70,425	148,800	74,540	79,915	185,450	107,940
Owner - Propriétaires.....	141,700	59,610	50,515	110,220	55,105	59,675	133,280	80,855
Tenant - Locataires.....	57,015	33,675	19,910	38,580	19,435	20,240	52,170	27,085
Proprietary and managerial - Propriété et administration.....	21,825	16,535	15,615	19,300	15,890	15,435	21,290	14,845
Owner - Propriétaires.....	15,850	11,835	11,715	14,635	12,010	11,665	15,510	11,250
Tenant - Locataires.....	5,975	4,700	3,900	4,665	3,880	3,770	5,780	3,595
Professional - Professions.....	9,675	7,875	6,620	8,275	6,690	6,275	9,460	6,450
Owner - Propriétaires.....	5,310	4,760	4,135	4,950	4,340	4,050	5,220	3,865
Tenant - Locataires.....	4,365	3,115	2,485	3,325	2,350	2,225	4,240	2,585

1. Includes "not stated" occupations. - Comprend les occupations "non déclarées".

2. Includes electric light and power production, and stationary enginemen. - Comprend l'éclairage et l'énergie électriques, et les mécaniciens de machines fixes.

TABLE 109. Households with male heads by occupation group of household head and tenure, showing specified household facilities and conveniences, for provinces and cities of 100,000 population and over, 1951 - Continued

TABLEAU 109. Ménages avec chefs masculins selon le groupe d'occupation du chef et le mode d'occupation du logement, et possédant certaines commodités ménagères et de confort, provinces et cités de 100,000 et plus, 1951 - suite

Occupation group of household head and tenure — Groupe d'occupation du chef de ménage et mode d'occupation du logement	Total	Households with: — Ménages pourvus de:						
		Electric or gas range — Cuisinière électrique ou à gaz	Mechanical refrigeration — Réfrigération mécanique	Powered washing machine — Lessiveuse mécanique	Electric vacuum cleaner — Aspirateur électrique	Telephone — Téléphone	Radio	Passenger automobile — Automobile de tourisme
<b>ALBERTA - Con. - suite</b>								
Clerical - Bureaux .....	6,855	6,030	3,525	5,690	4,045	3,690	6,690	3,160
Owner - Propriétaires .....	4,050	3,550	2,280	3,740	2,790	2,495	3,980	2,120
Tenant - Locataires .....	2,805	2,480	1,245	1,950	1,255	1,195	2,710	1,040
Agricultural - Agriculture .....	77,405	7,575	11,550	50,560	11,670	22,590	70,055	42,845
Owner - Propriétaires .....	66,675	6,460	10,190	44,315	10,590	19,460	61,035	37,420
Tenant - Locataires .....	10,730	1,115	1,360	6,245	1,080	3,130	9,020	5,425
Fishing, trapping, and logging - Pêche, trappage et abataje .....	1,325	--	--	185	--	--	785	135
Owner - Propriétaires .....	920	--	--	--	--	--	490	--
Tenant - Locataires .....	405	--	--	100	--	--	295	--
Mining and quarrying - Mines et carrières .....	4,935	1,170	1,225	3,670	1,515	680	4,560	2,375
Owner - Propriétaires .....	3,200	665	885	2,515	1,125	475	3,020	1,865
Tenant - Locataires .....	1,735	505	340	1,155	390	205	1,540	810
Manufacturing and mechanical <sup>1</sup> - Fabrication et mécanique .....	18,190	13,255	7,815	15,330	8,690	7,295	17,465	9,925
Owner - Propriétaires .....	11,625	8,455	5,585	10,470	6,375	5,380	11,290	6,820
Tenant - Locataires .....	6,565	4,800	2,230	4,860	2,315	1,915	6,175	3,105
Construction .....	13,015	9,375	4,695	10,240	5,335	4,585	12,230	6,740
Owner - Propriétaires .....	8,335	5,925	3,460	7,245	4,125	3,445	8,010	4,670
Tenant - Locataires .....	4,680	3,450	1,235	2,995	1,210	1,140	4,220	2,070
Transportation and communication - Transports et communications .....	16,820	10,250	6,395	13,400	7,015	6,855	15,810	7,505
Owner - Propriétaires .....	9,710	6,095	4,290	8,610	4,960	4,735	9,300	4,700
Tenant - Locataires .....	7,110	4,155	2,105	4,790	2,055	2,120	6,510	2,805
Commercial - Commerce .....	8,570	6,520	4,985	7,360	5,205	4,845	8,390	5,460
Owner - Propriétaires .....	4,450	3,615	2,900	4,175	3,195	2,905	4,390	2,875
Tenant - Locataires .....	4,120	2,905	2,085	3,185	2,010	1,940	4,000	2,585
Financial - Finance .....	1,890	1,795	1,465	1,650	1,480	1,530	1,870	1,580
Owner - Propriétaires .....	1,335	1,245	1,090	1,230	1,130	1,155	1,320	1,140
Tenant - Locataires .....	555	550	375	420	350	375	550	440
Service (other than professional) - Services (autres que professionnels) .....	9,685	7,750	4,585	7,515	4,915	4,275	9,195	3,845
Owner - Propriétaires .....	5,130	3,920	2,560	4,410	2,875	2,655	4,920	2,330
Tenant - Locataires .....	4,555	3,830	2,025	3,105	2,040	1,620	4,275	1,515
Labourers (not agricultural, fishing, logging, or mining) - Manoeuvres (sauf l'agriculture, la pêche, l'abatage et les mines) .....	7,870	4,835	1,775	5,270	1,900	1,685	7,090	2,830
Owner - Propriétaires .....	4,720	2,875	1,300	3,585	1,465	1,160	4,445	1,865
Tenant - Locataires .....	3,150	1,960	475	1,685	435	525	2,645	965
<b>Calgary</b>								
All occupations <sup>2</sup> - Toutes occupations <sup>2</sup> .....	27,370	26,905	16,900	22,555	19,095	19,210	26,775	15,285
Owner - Propriétaires .....	16,295	16,085	11,505	15,255	13,395	13,255	16,085	10,275
Tenant - Locataires .....	11,075	10,820	5,395	7,300	5,700	5,955	10,690	5,010
Proprietary and managerial - Propriété et administration .....	4,885	4,860	4,145	4,225	4,300	4,325	4,825	3,545
Owner - Propriétaires .....	3,425	3,415	3,045	3,210	3,175	3,170	3,390	2,660
Tenant - Locataires .....	1,460	1,445	1,100	1,015	1,125	1,155	1,435	885
Professional - Professions .....	2,625	2,610	2,140	2,260	2,160	2,070	2,615	1,735
Owner - Propriétaires .....	1,620	1,620	1,375	1,535	1,450	1,405	1,615	1,185
Tenant - Locataires .....	1,005	990	765	725	710	665	1,000	550
Clerical - Bureaux .....	2,155	2,135	1,230	1,770	1,525	1,500	2,115	935
Owner - Propriétaires .....	1,180	1,170	755	1,120	985	950	1,165	605
Tenant - Locataires .....	975	965	475	650	540	550	950	330
Agricultural - Agriculture .....	395	350	215	290	225	235	360	185
Owner - Propriétaires .....	275	250	180	250	200	200	265	165
Tenant - Locataires .....	120	100	--	--	--	--	--	--
Fishing, trapping, and logging - Pêche, trappage et abatage .....	--	--	--	--	--	--	--	--
Owner - Propriétaires .....	--	--	--	--	--	--	--	--
Tenant - Locataires .....	--	--	--	--	--	--	--	--
Mining and quarrying - Mines et carrières .....	--	--	--	--	--	--	--	--
Owner - Propriétaires .....	--	--	--	--	--	--	--	--
Tenant - Locataires .....	--	--	--	--	--	--	--	--

1. Includes electric light and power production, and stationary enginemen. - Comprend l'éclairage et l'énergie électriques, et les mécaniciens de machines fixes.

2. Includes "not stated" occupations. - Comprend les occupations "non déclarées".



TABLE 109. Households with male heads by occupation group of household head and tenure, showing specified household facilities and conveniences, for provinces and cities of 100,000 population and over, 1951 - Continued

TABLEAU 109. Ménages avec chefs masculins selon le groupe d'occupation du chef et le mode d'occupation du logement, et possédant certaines commodités ménagères et de confort, provinces et cités de 100,000 et plus, 1951 - suite

Occupation group of household head and tenure — Groupe d'occupation du chef de ménage et mode d'occupation du logement	Total	Households with: — Ménages pourvus de:						
		Electric or gas range — Cuisinière électrique ou à gaz	Mechanical refrigeration — Réfrigération mécanique	Powered washing machine — Lessiveuse mécanique	Electric vacuum cleaner — Aspirateur électrique	Telephone — Téléphone	Radio	Passenger automobile — Automobile de tourisme
<b>ALBERTA - Con.-suite</b>								
<b>Calgary - Con.-fin</b>								
Manufacturing and mechanical <sup>1</sup> - Fabrication et mécanique <sup>1</sup> .....	4,285	4,190	2,275	3,625	2,885	2,860	4,170	2,240
Owner - Propriétaires .....	2,640	2,600	1,575	2,525	2,095	1,995	2,590	1,580
Tenant - Locataires .....	1,645	1,590	700	1,100	790	865	1,580	660
Construction .....	2,795	2,720	1,275	2,195	1,510	1,565	2,710	1,480
Owner - Propriétaires .....	1,600	1,570	945	1,470	1,150	1,135	1,585	935
Tenant - Locataires .....	1,195	1,150	330	725	360	430	1,125	545
Transportation and communication - Transports et communications .....	3,005	2,950	1,545	2,525	1,935	2,105	2,940	1,475
Owner - Propriétaires .....	1,700	1,660	1,040	1,635	1,370	1,395	1,670	905
Tenant - Locataires .....	1,305	1,290	505	890	565	710	1,270	570
Commercial - Commerce .....	2,055	2,045	1,350	1,735	1,495	1,520	2,020	1,305
Owner - Propriétaires .....	1,110	1,105	820	1,060	965	960	1,100	730
Tenant - Locataires .....	945	940	530	675	530	560	920	575
Financial - Finance .....	680	680	565	560	530	580	675	580
Owner - Propriétaires .....	470	470	405	415	405	435	470	410
Tenant - Locataires .....	210	210	160	145	125	145	205	170
Service (other than professional) - Services (autres que professionnels).....	2,830	2,800	1,560	2,195	1,785	1,680	2,760	1,130
Owner - Propriétaires .....	1,360	1,360	910	1,265	1,040	1,060	1,335	645
Tenant - Locataires .....	1,470	1,440	650	930	745	620	1,425	485
Labourers (not agricultural, fishing, logging, or mining) - Manoeuvres (sauf l'agriculture, la pêche, l'abatage et les mines)....	1,545	1,450	540	1,115	690	710	1,480	615
Owner - Propriétaires .....	845	795	410	720	520	510	830	405
Tenant - Locataires .....	700	655	130	395	170	200	650	210
<b>Edmonton</b>								
All occupations <sup>2</sup> - Toutes occupations <sup>2</sup> .....	33,020	30,935	18,725	27,765	20,125	17,465	31,805	17,245
Owner - Propriétaires .....	20,390	19,150	13,090	18,995	14,655	12,605	19,935	11,950
Tenant - Locataires .....	12,630	11,785	5,635	8,770	5,470	4,860	11,870	5,295
Proprietary and managerial - Propriété et administration .....	5,375	5,325	4,375	4,850	4,470	4,245	5,285	3,680
Owner - Propriétaires .....	3,800	3,765	3,240	3,645	3,410	3,205	3,740	2,845
Tenant - Locataires .....	1,575	1,560	1,135	1,205	1,060	1,040	1,545	835
Professional - Professions .....	3,055	3,035	2,390	2,775	2,455	2,125	3,015	1,915
Owner - Propriétaires .....	2,035	2,025	1,665	1,955	1,810	1,570	2,005	1,415
Tenant - Locataires .....	1,020	1,010	725	820	645	555	1,010	500
Clerical - Bureaux .....	2,700	2,615	1,405	2,255	1,610	1,460	2,645	1,165
Owner - Propriétaires .....	1,605	1,550	930	1,490	1,165	1,025	1,580	785
Tenant - Locataires .....	1,095	1,065	475	765	445	435	1,065	380
Agricultural - Agriculture .....	430	330	195	310	225	185	360	220
Owner - Propriétaires .....	305	240	155	240	180	145	265	160
Tenant - Locataires .....	125	--	--	--	--	--	--	--
Fishing, trapping, and logging - Pêche, trappage et abatage .....	--	--	--	--	--	--	--	--
Owner - Propriétaires .....	--	--	--	--	--	--	--	--
Tenant - Locataires .....	--	--	--	--	--	--	--	--
Mining and quarrying - Mines et carrières ..	340	310	155	270	150	130	305	190
Owner - Propriétaires .....	160	135	--	145	110	--	150	--
Tenant - Locataires .....	180	175	--	125	--	--	155	--
Manufacturing and mechanical <sup>1</sup> - Fabrication et mécanique <sup>1</sup> .....	4,735	4,370	2,265	4,055	2,520	1,900	4,595	2,445
Owner - Propriétaires .....	3,000	2,775	1,630	2,795	1,850	1,425	2,970	1,710
Tenant - Locataires .....	1,735	1,595	635	1,260	670	475	1,625	735
Construction .....	4,065	3,620	1,705	3,280	1,950	1,525	3,850	2,025
Owner - Propriétaires .....	2,475	2,235	1,250	2,260	1,485	1,165	2,390	1,335
Tenant - Locataires .....	1,590	1,385	455	1,020	465	360	1,460	690
Transportation and communication - Transports et communications .....	3,720	3,450	1,870	3,135	2,095	1,890	3,620	1,690
Owner - Propriétaires .....	2,160	2,005	1,295	2,075	1,515	1,365	2,110	1,135
Tenant - Locataires .....	1,560	1,445	575	1,060	580	525	1,510	555
Commercial - Commerce .....	2,515	2,420	1,685	2,130	1,770	1,500	2,450	1,520
Owner - Propriétaires .....	1,415	1,385	1,080	1,345	1,185	965	1,395	925
Tenant - Locataires .....	1,100	1,035	605	785	585	535	1,055	595

1. Includes electric light and power production, and stationary engines. - Comprend l'éclairage et l'énergie électriques, et les mécaniciens de machines fixes.

2. Includes "not stated" occupations. - Comprend les occupations "non déclarées".

**TABLE 109. Households with male heads by occupation group of household head and tenure, showing specified household facilities and conveniences, for provinces and cities of 100,000 population and over, 1951 - Continued**

**TABLEAU 109. Ménages avec chefs masculins selon le groupe d'occupation du chef et le mode d'occupation du logement, et possédant certaines commodités ménagères et de confort, provinces et cités de 100,000 et plus, 1951 - suite**

Occupation group of household head and tenure — Groupe d'occupation du chef de ménage et mode d'occupation du logement	Total	Households with: — Ménages pourvus de:						
		Electric or gas range	Mechanical refrigeration	Powered washing machine	Electric vacuum cleaner	Telephone	Radio	Passenger automobile
		Cuisinière électrique ou à gaz	Réfrigération mécanique	Lessiveuse mécanique	Aspirateur électrique	Téléphone		Automobile de tourisme
<b>ALBERTA—Con.—fin</b>								
<b>Edmonton—Con.—fin</b>								
Financial—Finance .....	730	725	555	660	615	585	720	600
Owner—Propriétaires .....	505	500	415	490	455	430	495	425
Tenant—Locataires .....	225	225	140	170	160	155	225	175
Service (other than professional)—Services (autres que professionnels) .....	3,110	2,935	1,510	2,480	1,630	1,380	2,940	1,085
Owner—Propriétaires .....	1,630	1,525	875	1,470	1,005	875	1,590	650
Tenant—Locataires .....	1,480	1,410	635	1,010	625	505	1,350	435
Labourers (not agricultural, fishing, logging, or mining)—Manoeuvres (sauf l'agriculture, la pêche, l'abatage et les mines) ...	2,065	1,640	540	1,425	550	470	1,855	650
Owner—Propriétaires .....	1,180	900	410	970	420	285	1,130	425
Tenant—Locataires .....	885	740	130	455	130	185	725	225
<b>BRITISH COLUMBIA</b>								
All occupations <sup>1</sup> —Toutes occupations <sup>1</sup> .....	240,320	88,800	114,020	184,025	126,870	141,235	223,435	129,110
Owner—Propriétaires .....	165,100	61,870	84,740	137,025	97,905	104,805	155,610	95,360
Tenant—Locataires .....	75,220	26,930	29,280	47,000	28,965	36,430	67,825	33,750
Proprietary and managerial—Propriété et administration .....	31,185	18,690	22,180	25,365	23,120	24,995	29,830	21,965
Owner—Propriétaires .....	23,040	14,175	17,085	20,115	18,260	19,130	22,265	17,105
Tenant—Locataires .....	8,145	4,515	5,095	5,250	4,860	5,865	7,565	4,860
Professional—Professions .....	15,135	9,950	10,440	12,170	10,980	12,175	14,635	10,070
Owner—Propriétaires .....	9,845	7,010	7,310	8,685	8,035	8,475	9,595	7,065
Tenant—Locataires .....	5,290	2,940	3,130	3,485	2,945	3,700	5,040	3,005
Clerical—Bureaux .....	11,275	5,590	5,870	8,710	7,050	7,970	10,790	5,195
Owner—Propriétaires .....	7,700	3,745	4,280	6,570	5,330	5,815	7,440	3,790
Tenant—Locataires .....	3,575	1,845	1,590	2,140	1,720	2,155	3,350	1,405
Agricultural—Agriculture .....	21,045	2,165	6,410	14,305	6,810	7,280	18,545	10,675
Owner—Propriétaires .....	18,000	1,895	5,655	12,630	6,205	6,385	16,175	9,425
Tenant—Locataires .....	3,045	270	755	1,675	605	895	2,370	1,250
Fishing, trapping, and logging—Pêche, trappage et abatage .....	12,550	1,620	3,575	8,130	3,595	3,930	11,010	4,985
Owner—Propriétaires .....	8,335	1,235	2,740	5,895	2,925	2,995	7,460	3,550
Tenant—Locataires .....	4,215	385	835	2,235	670	935	3,550	1,435
Mining and quarrying—Mines et carrières ..	4,305	435	1,410	3,290	1,760	1,060	3,795	1,895
Owner—Propriétaires .....	2,530	260	990	2,090	1,280	745	2,250	1,180
Tenant—Locataires .....	1,775	175	420	1,200	480	315	1,545	715
Manufacturing and mechanical <sup>2</sup> —Fabrication et mécanique <sup>2</sup> .....	42,905	13,895	19,550	34,780	22,620	24,080	40,440	23,375
Owner—Propriétaires .....	28,915	9,665	14,465	25,170	17,275	18,110	27,610	17,110
Tenant—Locataires .....	13,990	4,230	5,085	9,610	5,345	5,970	12,830	6,265
Construction .....	21,705	7,045	9,100	17,450	11,205	12,690	20,280	11,745
Owner—Propriétaires .....	16,000	5,405	7,470	13,770	9,090	10,025	15,145	9,220
Tenant—Locataires .....	5,705	1,640	1,630	3,680	2,115	2,665	5,135	2,525
Transportation and communication—Transports et communications .....	27,785	8,805	12,320	21,830	13,785	16,795	26,025	14,015
Owner—Propriétaires .....	17,480	6,000	8,880	15,170	10,515	12,040	16,575	9,525
Tenant—Locataires .....	10,305	2,805	3,440	6,660	3,270	4,755	9,450	4,490
Commercial—Commerce .....	11,810	6,565	6,850	9,170	7,445	8,810	11,240	7,345
Owner—Propriétaires .....	7,610	4,190	4,745	6,645	5,370	6,045	7,305	4,975
Tenant—Locataires .....	4,200	2,375	2,105	2,525	2,075	2,765	3,935	2,370
Financial—Finance .....	3,665	2,715	2,755	2,865	2,855	3,190	3,555	3,015
Owner—Propriétaires .....	2,580	1,905	2,025	2,265	2,200	2,315	2,530	2,255
Tenant—Locataires .....	1,085	810	730	600	655	875	1,025	760
Service (other than professional)—Services (autres que professionnels) .....	17,590	7,410	8,160	12,790	9,475	11,055	16,285	7,425
Owner—Propriétaires .....	10,400	3,985	5,005	8,410	6,445	7,375	9,820	4,850
Tenant—Locataires .....	7,190	3,425	3,155	4,380	3,030	3,680	6,465	2,575
Labourers (not agricultural, fishing, logging, or mining)—Manoeuvres (sauf l'agriculture, la pêche, l'abatage et les mines) ...	16,690	3,300	4,665	11,740	5,400	6,360	15,000	6,405
Owner—Propriétaires .....	10,850	2,010	3,555	8,545	4,340	4,750	10,085	4,575
Tenant—Locataires .....	5,840	1,290	1,110	3,195	1,060	1,610	4,915	1,830

1. Includes "not stated" occupations. — Comprend les occupations "non déclarées".

2. Includes electric light and power production, and stationary enginem. — Comprend l'éclairage et l'énergie électriques, et les mécaniciens de machines fixes.

TABLE 109. Households with male heads by occupation group of household head and tenure, showing specified household facilities and conveniences, for provinces and cities of 100,000 population and over, 1951 - Concluded

TABLEAU 109. Ménages avec chefs masculins selon le groupe d'occupation du chef et le mode d'occupation du logement, et possédant certaines commodités ménagères et de confort, provinces et cités de 100,000 et plus, 1951 - fin

Occupation group of household head and tenure — Groupe d'occupation du chef de ménage et mode d'occupation du logement	Total	Households with: — Ménages pourvus de:						
		Electric or gas range — Cuisinière électrique ou à gaz	Mechanical refrigeration — Réfrigération mécanique	Powered washing machine — Lessiveuse mécanique	Electric vacuum cleaner — Aspirateur électrique	Telephone — Téléphone	Radio	Passenger automobile — Automobile de tourisme
<b>BRITISH COLUMBIA—Con.—fin</b>								
<b>Vancouver</b>								
All occupations <sup>1</sup> — Toutes occupations <sup>1</sup> .....	69,040	44,330	39,620	52,485	44,215	54,650	65,670	35,825
Owner — Propriétaires .....	44,985	28,740	28,740	39,630	33,660	38,440	43,565	25,715
Tenant — Locataires .....	24,055	15,590	10,880	12,855	10,555	16,210	22,105	10,110
Proprietary and managerial — Propriété et administration .....	11,520	9,590	9,125	8,970	9,300	10,505	11,080	8,445
Owner — Propriétaires .....	8,280	6,975	6,875	7,415	7,340	7,790	8,080	6,500
Tenant — Locataires .....	3,240	2,615	2,250	1,555	1,960	2,715	3,000	1,945
Professional — Professions .....	5,530	4,805	4,180	4,315	4,275	5,045	5,390	3,635
Owner — Propriétaires .....	3,690	3,230	2,960	3,355	3,200	3,545	3,645	2,640
Tenant — Locataires .....	1,840	1,575	1,220	960	1,075	1,500	1,745	995
Clerical — Bureaux .....	4,665	3,055	2,370	3,345	2,955	3,635	4,475	1,865
Owner — Propriétaires .....	2,915	1,805	1,575	2,510	2,125	2,435	2,815	1,280
Tenant — Locataires .....	1,750	1,250	795	835	830	1,200	1,660	585
Agricultural — Agriculture .....	565	255	215	390	285	365	480	160
Owner — Propriétaires .....	355	140	155	290	225	270	330	105
Tenant — Locataires .....	210	115	--	100	--	--	150	--
Fishing, trapping, and logging — Pêche, trappage et abatage .....	1,215	670	635	875	665	845	1,125	410
Owner — Propriétaires .....	775	415	510	660	525	600	730	275
Tenant — Locataires .....	440	255	125	215	140	245	395	135
Mining and quarrying — Mines et carrières .....	--	--	--	--	--	--	--	--
Owner — Propriétaires .....	--	--	--	--	--	--	--	--
Tenant — Locataires .....	--	--	--	--	--	--	--	--
Manufacturing and mechanical <sup>2</sup> — Fabrication et mécanique <sup>2</sup> .....	12,770	6,850	6,410	10,195	7,735	9,375	12,200	6,180
Owner — Propriétaires .....	8,420	4,390	4,780	7,500	5,915	6,715	8,165	4,455
Tenant — Locataires .....	4,350	2,460	1,630	2,695	1,820	2,660	4,035	1,725
Construction .....	6,175	3,310	3,175	4,910	3,780	4,750	5,840	3,125
Owner — Propriétaires .....	4,425	2,410	2,545	3,915	3,080	3,615	4,225	2,390
Tenant — Locataires .....	1,750	900	630	995	700	1,135	1,615	735
Transportation and communication — Transports et communications .....	8,425	4,610	4,350	6,775	5,015	6,660	8,095	3,945
Owner — Propriétaires .....	5,385	2,980	3,140	4,875	3,795	4,680	5,250	2,660
Tenant — Locataires .....	3,040	1,630	1,210	1,900	1,220	1,980	2,845	1,285
Commercial — Commerce .....	5,200	3,825	3,235	3,795	3,470	4,300	4,965	3,130
Owner — Propriétaires .....	3,090	2,275	2,120	2,755	2,460	2,735	3,000	2,025
Tenant — Locataires .....	2,110	1,550	1,115	1,040	1,010	1,565	1,965	1,105
Financial — Finance .....	1,580	1,370	1,220	1,160	1,200	1,440	1,530	1,225
Owner — Propriétaires .....	1,020	880	815	895	880	965	1,000	880
Tenant — Locataires .....	560	490	405	265	320	475	530	345
Service (other than professional) — Services (autres que professionnels) .....	6,480	3,965	3,130	4,480	3,625	4,995	6,025	2,300
Owner — Propriétaires .....	3,895	2,220	2,130	3,275	2,690	3,310	3,770	1,610
Tenant — Locataires .....	2,585	1,745	1,000	1,205	935	1,685	2,255	690
Labourers (not agricultural, fishing, logging, or mining) — Manœuvres (sauf l'agriculture, la pêche, l'abatage et les mines) .....	4,375	1,745	1,410	2,980	1,705	2,425	4,030	1,225
Owner — Propriétaires .....	2,475	895	1,030	1,995	1,275	1,595	2,335	795
Tenant — Locataires .....	1,900	850	380	985	430	830	1,695	430

1. Includes "not stated" occupations. — Comprend les occupations "non déclarées".

2. Includes electric light and power production, and stationary enginemen. — Comprend l'éclairage et l'énergie électriques, et les mécaniciens de machines fixes.

TABLE 110. Households with male heads by occupation group of household head and tenure, showing first year of occupancy by present head, and earnings of wage-earner heads, for provinces and cities of 100,000 population and over, 1951

TABLEAU 110. Ménages avec chefs masculins selon le groupe d'occupation du chef et le mode d'occupation du logement, première année d'occupation par le chef actuel et gain des chefs salariés, provinces et cités de 100,000 et plus, 1951

Occupation group of household head and tenure Groupe d'occupation du chef de ménage et mode d'occupation du logement	Total	Year of occupancy Année d'occupation				Wage-earner households <sup>2</sup> Ménages de salariés <sup>2</sup>	Earnings of head Gain du chef					
		Before 1941 Avant 1941	1941-45	1946-49	1950-51 <sup>1</sup>		Under \$1,000 Moins de \$1,000	\$1,000-1,999	\$2,000-2,499	\$2,500-2,999	\$3,000-3,999	\$4,000 and over \$4,000 et plus
<b>CANADA</b>												
All occupations <sup>3</sup> - Toutes occupations <sup>3</sup> .....	2,657,355	725,685	442,390	868,445	620,835	1,756,310	133,235	397,350	446,505	339,850	287,515	151,855
Owner - Propriétaires .....	1,729,980	586,910	303,580	570,530	268,960	974,815	84,185	206,765	231,380	189,510	168,360	94,615
Tenant - Locataires .....	927,375	138,775	138,810	297,915	351,875	781,495	49,050	190,585	215,125	150,340	119,155	57,240
Proprietary and managerial - Propriété et administration.....	321,750	80,005	56,705	111,055	73,985	140,600	1,795	7,835	14,515	18,815	37,645	59,995
Owner - Propriétaires .....	219,555	63,435	40,930	76,730	38,460	84,545	1,300	4,505	7,630	9,960	22,310	38,840
Tenant - Locataires .....	102,195	16,570	15,775	34,325	35,525	56,055	495	3,330	6,885	8,855	15,335	21,155
Professional - Professions.....	145,365	27,080	19,815	52,675	45,795	114,690	3,200	8,540	12,850	19,420	36,310	34,370
Owner - Propriétaires .....	78,455	19,215	11,810	29,315	18,115	56,825	1,095	2,890	4,695	8,625	18,745	20,775
Tenant - Locataires .....	66,910	7,865	8,005	23,360	27,680	57,865	2,105	5,650	8,155	10,795	17,565	13,595
Clerical - Bureaux.....	131,930	28,405	20,900	46,030	36,595	130,395	4,685	24,275	46,340	33,775	18,440	2,880
Owner - Propriétaires .....	68,675	17,850	10,835	25,535	14,455	67,755	2,725	11,020	22,475	18,990	10,760	1,785
Tenant - Locataires .....	63,255	10,555	10,065	20,495	22,140	62,640	1,960	13,255	23,865	14,785	7,680	1,095
Agricultural - Agriculture.....	534,420	254,825	89,375	136,160	54,060	37,865	14,790	17,715	3,570	1,205	400	185
Owner - Propriétaires .....	472,850	243,115	80,190	114,840	34,705	16,960	7,745	6,495	1,790	645	180	105
Tenant - Locataires .....	61,570	11,710	9,185	21,320	19,355	20,905	7,045	11,220	1,780	560	220	--
Fishing, trapping, and logging - Pêche, trappage et abatage.....	74,105	23,915	12,075	23,595	14,520	36,660	13,320	14,550	4,325	2,120	1,595	750
Owner - Propriétaires .....	61,030	22,940	11,150	19,585	7,355	26,760	10,925	10,480	2,720	1,225	1,020	390
Tenant - Locataires .....	13,075	975	925	4,010	7,165	9,900	2,395	4,070	1,605	895	575	360
Mining and quarrying - Mines et carrières.....	42,850	9,635	6,425	14,330	12,460	41,490	1,915	6,405	11,650	10,640	9,060	1,820
Owner - Propriétaires .....	25,865	8,220	4,640	8,900	4,105	24,905	1,185	4,075	6,975	6,340	5,325	1,005
Tenant - Locataires .....	16,985	1,415	1,785	5,430	8,355	16,585	730	2,330	4,675	4,300	3,735	815
Manufacturing and mechanical <sup>4</sup> - Fabrication et mécanique.....	485,015	106,005	86,140	167,015	125,855	450,720	16,445	83,385	133,605	118,055	84,205	15,025
Owner - Propriétaires .....	282,820	74,110	52,390	102,665	53,655	257,275	9,685	43,585	71,770	69,625	52,885	9,725
Tenant - Locataires .....	202,195	31,895	33,750	64,350	72,200	193,445	6,760	39,800	61,835	48,430	31,320	5,300
Construction.....	203,775	46,200	34,290	70,300	52,985	163,445	16,580	45,290	43,325	32,615	22,745	2,890
Owner - Propriétaires .....	129,660	35,005	22,950	48,025	23,680	99,565	11,885	28,140	24,530	19,225	13,965	1,820
Tenant - Locataires .....	74,115	11,195	11,340	22,275	29,305	63,880	4,695	17,150	18,795	13,390	8,780	1,070
Transportation and communication - Transports et communications.....	243,820	49,670	40,475	86,265	67,410	219,580	12,765	54,165	63,985	43,690	34,830	10,145
Owner - Propriétaires .....	134,375	34,580	23,905	51,085	24,805	118,065	7,890	27,015	32,460	23,595	20,415	6,690
Tenant - Locataires .....	109,445	15,090	16,570	35,180	42,605	101,515	4,875	27,150	31,525	20,095	14,415	3,455
Commercial - Commerce.....	118,900	21,460	18,620	42,865	35,955	110,735	4,510	23,760	27,585	20,175	20,545	14,160
Owner - Propriétaires .....	62,005	13,690	10,270	23,665	14,380	56,965	2,450	11,195	13,025	10,245	11,385	8,665
Tenant - Locataires .....	56,895	7,770	8,350	19,200	21,575	53,770	2,060	12,565	14,560	9,930	9,160	5,495
Financial - Finance.....	25,930	5,825	4,130	8,855	7,120	16,015	515	1,455	2,010	2,490	4,700	4,845
Owner - Propriétaires .....	16,315	4,265	2,635	5,885	3,530	8,965	335	665	1,035	1,250	2,565	3,115
Tenant - Locataires .....	9,615	1,560	1,495	2,970	3,590	7,050	180	790	975	1,240	2,135	1,730
Service (other than professional) - Services (autres que professionnels).....	149,835	33,780	23,405	48,350	44,300	134,705	12,790	46,125	39,115	19,585	12,665	4,425
Owner - Propriétaires .....	73,150	21,910	12,725	25,455	13,060	63,390	7,035	21,880	17,545	9,400	6,045	1,485
Tenant - Locataires .....	76,685	11,870	10,680	22,895	31,240	71,315	5,755	24,245	21,570	10,185	6,620	2,940
Labourers (not agricultural, fishing, logging, or mining) - Manœuvres (sauf l'agriculture, la pêche, l'abatage et les mines).....	159,310	34,110	26,725	54,195	44,280	155,725	29,170	62,795	42,795	16,740	4,015	210
Owner - Propriétaires .....	93,190	24,995	17,125	34,625	16,445	90,715	19,460	34,250	24,265	10,060	2,545	135
Tenant - Locataires .....	66,120	9,115	9,600	19,570	27,835	65,010	9,710	28,545	18,530	6,680	1,470	--
<b>NEWFOUNDLAND</b>												
All occupations <sup>3</sup> - Toutes occupations <sup>3</sup> .....	54,055	23,350	9,435	14,635	6,635	35,595	10,960	10,570	5,600	3,450	3,230	1,785
Owner - Propriétaires .....	45,960	22,185	8,420	11,505	3,850	28,170	10,300	8,290	3,760	2,350	2,285	1,185
Tenant - Locataires .....	8,095	1,165	1,015	3,130	2,785	7,425	660	2,280	1,840	1,100	945	600
Proprietary and managerial - Propriété et administration.....	4,935	2,125	840	1,365	605	2,030	--	265	310	260	420	680
Owner - Propriétaires .....	4,190	2,025	770	1,045	350	1,455	--	195	215	195	310	455
Tenant - Locataires .....	745	100	--	320	255	575	--	--	--	--	110	225
Professional - Professions.....	1,620	430	245	525	420	1,370	105	335	190	150	325	265
Owner - Propriétaires .....	990	370	185	265	170	800	--	225	--	105	205	130
Tenant - Locataires .....	630	--	--	260	250	570	--	110	115	--	120	135

1. Up to June 1, 1951. - Jusqu'au 1<sup>er</sup> juin 1951.

2. Exclusive of wage-earner households with earnings of head "not stated" or "nil". - Moins les ménages de salariés dont le gain du chef n'est pas déclaré ou dont le chef ne déclare aucun gain.

3. Includes "not stated" occupations. - Comprend les occupations "non déclarées".

4. Includes electric light and power production, and stationary enginemen. - Comprend l'éclairage et l'énergie électriques, et les mécaniciens de machines fixes.

TABLE 110. Households with male heads by occupation group of household head and tenure, showing first year of occupancy by present head, and earnings of wage-earner heads, for provinces and cities of 100,000 population and over, 1951 - Continued

TABLEAU 110. Ménages avec chefs masculins selon le groupe d'occupation du chef et le mode d'occupation du logement, première année d'occupation par le chef actuel et gain des chefs salariés, provinces et cités de 100,000 et plus, 1951 - suite

Occupation group of household head and tenure Groupe d'occupation du chef de ménage et mode d'occupation du logement	Total	Year of occupancy Année d'occupation			Wage-earner households <sup>2</sup> Ménages de salariés <sup>2</sup>	Earnings of head Gain du chef						
		Before 1941 — Avant 1941	1941-45	1946-49		1950-51 <sup>1</sup>	Under \$1,000 — Moins de \$1,000	\$1,000-1,999	\$2,000-2,499	\$2,500-2,999	\$3,000-3,999	\$4,000 and over — \$4,000 et plus
<b>NEWFOUNDLAND - Con.-fin</b>												
Clerical - Bureaux .....	1,700	500	285	590	325	1,660	160	310	525	340	270	--
Owner - Propriétaires .....	1,205	425	210	385	185	1,165	145	205	350	210	200	--
Tenant - Locataires .....	495	--	--	205	140	495	--	105	175	130	--	--
Agricultural - Agriculture .....	2,270	1,505	280	385	100	380	175	190	--	--	--	--
Owner - Propriétaires .....	2,150	1,485	260	340	--	290	150	130	--	--	--	--
Tenant - Locataires .....	120	--	--	--	--	--	--	--	--	--	--	--
Fishing, trapping, and logging - Pêche, trappage et abataje .....	15,945	8,000	2,875	3,925	1,145	4,915	3,190	1,385	175	--	--	--
Owner - Propriétaires .....	15,665	7,960	2,850	3,830	1,025	4,775	3,110	1,350	165	--	--	--
Tenant - Locataires .....	280	--	--	--	120	140	--	--	--	--	--	--
Mining and quarrying - Mines et carrières .....	1,570	605	305	465	195	1,545	235	590	455	195	--	--
Owner - Propriétaires .....	1,170	485	240	375	--	1,145	225	490	295	120	--	--
Tenant - Locataires .....	400	120	--	--	125	400	--	100	160	--	--	--
Manufacturing and mechanical <sup>3</sup> - Fabrication et mécanique <sup>3</sup> .....	6,035	2,420	1,045	1,785	785	5,670	1,095	1,350	1,095	885	890	355
Owner - Propriétaires .....	4,765	2,195	840	1,280	450	4,435	1,045	970	760	680	685	295
Tenant - Locataires .....	1,270	225	205	505	335	1,235	--	380	335	205	205	--
Construction .....	5,135	2,270	930	1,305	630	4,485	1,540	1,500	710	385	260	--
Owner - Propriétaires .....	4,435	2,195	850	980	410	3,835	1,485	1,325	485	270	195	--
Tenant - Locataires .....	700	--	--	325	220	650	--	175	225	115	--	--
Transportation and communication - Transports et communications .....	6,220	2,120	1,125	1,860	1,115	5,615	1,445	1,910	945	525	610	180
Owner - Propriétaires .....	4,705	1,910	935	1,280	580	4,185	1,275	1,875	710	295	420	110
Tenant - Locataires .....	1,515	210	190	580	535	1,430	170	535	235	230	190	--
Commercial - Commerce .....	1,395	405	255	515	220	1,315	200	510	305	145	--	--
Owner - Propriétaires .....	1,000	360	195	350	--	930	165	380	195	--	--	--
Tenant - Locataires .....	395	--	--	165	125	385	--	130	110	--	--	--
Financial - Finance .....	105	--	--	--	--	--	--	--	--	--	--	--
Owner - Propriétaires .....	--	--	--	--	--	--	--	--	--	--	--	--
Tenant - Locataires .....	--	--	--	--	--	--	--	--	--	--	--	--
Service (other than professional) - Services (autres que professionnels) .....	2,315	755	385	635	540	2,190	465	815	530	210	130	--
Owner - Propriétaires .....	1,415	665	310	305	135	1,315	430	510	250	--	--	--
Tenant - Locataires .....	900	--	--	330	405	875	--	305	280	130	--	--
Labourers (not agricultural, fishing, logging, or mining) - Manoeuvres (sauf l'agriculture, la pêche, l'abatage et les mines) .....	4,495	2,065	785	1,140	505	4,325	2,230	1,390	355	245	105	--
Owner - Propriétaires .....	3,920	1,960	710	955	295	3,775	2,100	1,120	255	210	--	--
Tenant - Locataires .....	575	105	--	185	210	550	130	270	100	--	--	--
<b>PRINCE EDWARD ISLAND</b>												
All occupations <sup>4</sup> - Toutes occupations <sup>4</sup> .....	17,740	8,525	2,335	4,490	2,390	6,790	1,625	2,545	1,160	560	555	345
Owner - Propriétaires .....	14,480	8,100	1,925	3,450	1,005	4,120	1,245	1,565	665	255	270	120
Tenant - Locataires .....	3,260	425	410	1,040	1,385	2,670	380	980	495	305	285	225
Proprietary and managerial - Propriété et administration .....	1,470	545	215	445	265	520	--	--	--	--	150	125
Owner - Propriétaires .....	1,065	480	165	325	--	255	--	--	--	--	--	--
Tenant - Locataires .....	405	--	--	120	170	265	--	--	--	--	--	--
Professional - Professions .....	435	120	--	165	--	340	--	110	--	--	--	--
Owner - Propriétaires .....	205	100	--	--	--	135	--	--	--	--	--	--
Tenant - Locataires .....	230	--	--	100	--	205	--	--	--	--	--	--
Clerical - Bureaux .....	430	125	--	140	115	425	--	135	135	--	--	--
Owner - Propriétaires .....	230	--	--	--	--	225	--	--	--	--	--	--
Tenant - Locataires .....	200	--	--	--	--	200	--	--	--	--	--	--
Agricultural - Agriculture .....	8,220	5,540	930	1,415	335	420	270	130	--	--	--	--
Owner - Propriétaires .....	7,895	5,450	860	1,320	265	265	190	--	--	--	--	--
Tenant - Locataires .....	325	--	--	--	--	155	--	--	--	--	--	--
Fishing, trapping, and logging - Pêche, trappage et abataje .....	1,215	460	250	325	180	315	280	--	--	--	--	--
Owner - Propriétaires .....	1,125	445	250	305	125	280	245	--	--	--	--	--
Tenant - Locataires .....	--	--	--	--	--	--	--	--	--	--	--	--
Mining and quarrying - Mines et carrières .....	--	--	--	--	--	--	--	--	--	--	--	--
Owner - Propriétaires .....	--	--	--	--	--	--	--	--	--	--	--	--
Tenant - Locataires .....	--	--	--	--	--	--	--	--	--	--	--	--

1. Up to June 1, 1951. - Jusqu'au 1<sup>er</sup> juin 1951.

2. Exclusive of wage-earner households with earnings of head "not stated" or "nil". - Moins les ménages de salariés dont le gain du chef n'est pas déclaré ou dont le chef ne déclare aucun gain.

3. Includes electric light and power production, and stationary enginemen. - Comprend l'éclairage et l'énergie électriques, et les mécaniciens de machines fixes.

4. Includes "not stated" occupations. - Comprend les occupations "non déclarées".

TABLE 110. Households with male heads by occupation group of household head and tenure, showing first year of occupancy by present head, and earnings of wage-earner heads, for provinces and cities of 100,000 population and over, 1951 - Continued

TABLEAU 110. Ménages avec chefs masculins selon le groupe d'occupation du chef et le mode d'occupation du logement, première année d'occupation par le chef actuel et gain des chefs salariés, provinces et cités de 100,000 et plus, 1951 - suite

Occupation group of household head and tenure Groupe d'occupation du chef de ménage et mode d'occupation du logement	Total	Year of occupancy Année d'occupation			Wage-earner households <sup>2</sup> Ménages de salariés <sup>2</sup>	Earnings of head Gain du chef						
		Before 1941 Avant 1941	1941-45	1946-49		1950-51 <sup>1</sup>	Under \$1,000 Moins de \$1,000	\$1,000-1,999	\$2,000-2,499	\$2,500-2,999	\$3,000-3,999	\$4,000 and over \$4,000 et plus
<b>PRINCE EDWARD ISLAND - Con. - fin</b>												
Manufacturing and mechanical <sup>3</sup> - Fabrication et mécanique <sup>3</sup>	1,075	340	145	380	210	775	130	420	145	--	--	--
Owner - Propriétaires	770	275	100	280	115	520	115	275	--	--	--	--
Tenant - Locataires	305	--	--	100	--	255	--	145	--	--	--	--
Construction	1,250	445	195	380	230	840	295	355	130	--	--	--
Owner - Propriétaires	925	415	145	270	--	580	230	245	--	--	--	--
Tenant - Locataires	325	--	--	110	135	260	--	110	--	--	--	--
Transportation and communication - Transports et communications	1,380	420	165	515	280	1,145	160	465	250	110	130	--
Owner - Propriétaires	955	350	110	370	125	765	125	275	180	--	100	--
Tenant - Locataires	425	--	--	145	155	380	--	190	--	--	--	--
Commercial - Commerce	715	195	105	320	--	635	--	305	130	--	--	--
Owner - Propriétaires	480	170	--	190	--	415	--	185	--	--	--	--
Tenant - Locataires	235	--	--	130	--	220	--	120	--	--	--	--
Financial - Finance	--	--	--	--	--	--	--	--	--	--	--	--
Owner - Propriétaires	--	--	--	--	--	--	--	--	--	--	--	--
Tenant - Locataires	--	--	--	--	--	--	--	--	--	--	--	--
Service (other than professional) - Services (autres que professionnels)	805	125	--	140	465	735	--	225	200	--	--	105
Owner - Propriétaires	315	120	--	--	--	255	--	150	--	--	--	--
Tenant - Locataires	490	--	--	--	415	480	--	--	135	--	--	105
Labourers (not agricultural, fishing, logging, or mining) - Manœuvres (sauf l'agriculture, la pêche, l'abatage et les mines)	640	185	115	235	105	590	285	265	--	--	--	--
Owner - Propriétaires	445	175	--	160	--	395	200	165	--	--	--	--
Tenant - Locataires	195	--	--	--	--	195	--	100	--	--	--	--
<b>NOVA SCOTIA</b>												
All occupations <sup>4</sup> - Toutes occupations <sup>4</sup>	111,645	42,400	17,020	33,310	18,915	78,030	12,025	25,225	17,620	11,545	8,020	3,595
Owner - Propriétaires	84,105	38,450	13,900	23,595	8,160	53,770	9,445	17,140	11,430	8,115	5,320	2,320
Tenant - Locataires	27,540	3,950	3,120	9,715	10,755	24,260	2,580	8,085	6,190	3,430	2,700	1,275
Proprietary and managerial - Propriété et administration	11,435	4,380	1,800	3,530	1,725	4,900	175	580	710	710	1,170	1,555
Owner - Propriétaires	8,950	3,990	1,460	2,595	905	3,275	140	395	490	445	735	1,070
Tenant - Locataires	2,485	390	340	935	820	1,625	--	185	220	265	435	485
Professional - Professions	4,360	1,100	550	1,330	1,380	3,345	175	545	555	575	890	605
Owner - Propriétaires	2,420	870	360	670	520	1,655	--	245	215	255	505	355
Tenant - Locataires	1,940	230	190	660	860	1,690	--	300	340	320	385	250
Clerical - Bureaux	4,110	1,140	560	1,440	970	4,030	355	1,160	1,355	720	410	--
Owner - Propriétaires	2,565	915	400	830	420	2,510	250	710	705	510	315	--
Tenant - Locataires	1,545	225	160	610	550	1,520	105	450	650	210	--	--
Agricultural - Agriculture	15,685	10,155	1,880	2,735	915	2,050	1,120	820	--	--	--	--
Owner - Propriétaires	14,540	9,875	1,700	2,400	565	1,265	765	430	--	--	--	--
Tenant - Locataires	1,145	280	180	335	350	785	355	390	--	--	--	--
Fishing, trapping, and logging - Pêche, trappage et abatage	8,060	3,850	1,250	2,170	790	2,210	1,280	775	110	--	--	--
Owner - Propriétaires	7,370	3,760	1,185	1,865	560	1,915	1,145	650	--	--	--	--
Tenant - Locataires	690	--	--	305	230	295	135	125	--	--	--	--
Mining and quarrying - Mines et carrières	8,680	3,515	1,535	2,435	1,195	8,570	300	1,715	3,160	2,270	1,025	100
Owner - Propriétaires	7,000	3,285	1,310	1,810	595	6,905	220	1,370	2,500	1,895	835	--
Tenant - Locataires	1,680	230	225	625	600	1,665	--	345	660	375	190	--
Manufacturing and mechanical <sup>3</sup> - Fabrication et mécanique <sup>3</sup>	15,515	5,190	2,700	5,070	2,555	14,320	1,485	4,960	3,595	2,645	1,430	205
Owner - Propriétaires	11,365	4,405	2,200	3,535	1,225	10,410	1,155	3,430	2,525	2,020	1,095	185
Tenant - Locataires	4,150	785	500	1,535	1,330	3,910	330	1,530	1,070	625	335	--
Construction	10,590	3,800	1,820	3,370	1,600	8,795	1,860	3,595	1,945	925	400	--
Owner - Propriétaires	8,230	3,480	1,535	2,515	700	6,735	1,550	2,805	1,340	680	310	--
Tenant - Locataires	2,360	320	285	855	900	2,060	310	790	605	245	--	--
Transportation and communication - Transports et communications	12,355	3,740	1,990	4,210	2,415	10,830	1,360	4,230	2,310	1,460	1,190	280
Owner - Propriétaires	8,815	3,160	1,605	2,965	1,085	7,630	1,095	2,865	1,630	1,000	820	220
Tenant - Locataires	3,540	580	385	1,245	1,330	3,200	265	1,365	680	460	370	--
Commercial - Commerce	3,690	920	515	1,340	915	3,370	340	1,265	630	535	375	225
Owner - Propriétaires	2,425	785	410	850	380	2,190	255	865	385	340	210	135
Tenant - Locataires	1,265	135	105	490	535	1,180	--	400	245	195	165	--

1. Up to June 1, 1951. - Jusqu'au 1<sup>er</sup> juin 1951.

2. Exclusive of wage-earner households with earnings of head "not stated" or "nil". - Moins les ménages de salariés dont le gain du chef n'est pas déclaré ou dont le chef ne déclare aucun gain.

3. Includes electric light and power production, and stationary enginemen. - Comprend l'éclairage et l'énergie électriques, et les mécaniciens de machines fixes.

4. Includes "not stated" occupations. - Comprend les occupations "non déclarées".

TABLE 110. Households with male heads by occupation group of household head and tenure, showing first year of occupancy by present head, and earnings of wage-earner heads, for provinces and cities of 100,000 population and over, 1951 - Continued

TABLEAU 110. Ménages avec chefs masculins selon le groupe d'occupation du chef et le mode d'occupation du logement, première année d'occupation par le chef actuel et gain des chefs salariés, provinces et cités de 100,000 et plus, 1951 - suite

Occupation group of household head and tenure Groupe d'occupation du chef de ménage et mode d'occupation du logement	Total	Year of occupancy Année d'occupation				Wage-earner households <sup>2</sup> Ménages de salariés <sup>2</sup>	Earnings of head Gain du chef					
		Before 1941 Avant 1941	1941-45	1946-49	1950-51 <sup>1</sup>		Under \$1,000 Moins de \$1,000	\$1,000-1,999	\$2,000-2,499	\$2,500-2,999	\$3,000-3,999	\$4,000 and over \$4,000 et plus
<b>NOVA SCOTIA - Con.-fin</b>												
Financial - Finance .....	610	155	--	215	145	460	--	--	--	105	140	110
Owner - Propriétaires .....	440	155	--	150	--	335	--	--	--	--	110	--
Tenant - Locataires .....	170	--	--	--	--	125	--	--	--	--	--	--
Service (other than professional) - Services (autres que professionnels) .....	7,850	1,715	965	2,535	2,635	7,265	830	2,325	1,880	925	915	390
Owner - Propriétaires .....	3,690	1,335	595	1,305	455	3,265	580	1,150	715	395	320	105
Tenant - Locataires .....	4,160	380	370	1,230	2,180	4,000	250	1,175	1,165	530	595	285
Labourers (not agricultural, fishing, logging, or mining) - Manoeuvres (sauf l'agriculture, la pêche, l'abatage et les mines) ..	7,945	2,435	1,280	2,700	1,530	7,745	2,695	3,185	1,210	605	--	--
Owner - Propriétaires .....	5,750	2,165	1,015	1,960	610	5,570	2,170	2,175	745	430	--	--
Tenant - Locataires .....	2,195	270	265	740	920	2,175	525	1,010	465	175	--	--
<b>NEW BRUNSWICK</b>												
All occupations <sup>3</sup> - Toutes occupations <sup>3</sup> .....	89,090	31,055	13,945	27,480	16,610	57,270	9,085	20,785	12,300	7,005	5,490	2,605
Owner - Propriétaires .....	63,030	26,850	10,665	18,685	6,830	34,680	6,670	13,105	6,540	3,855	3,080	1,430
Tenant - Locataires .....	26,060	4,205	3,280	8,795	9,780	22,590	2,415	7,680	5,760	3,150	2,410	1,175
Proprietary and managerial - Propriété et administration .....	9,000	3,205	1,450	2,780	1,565	4,015	--	385	555	750	1,105	1,145
Owner - Propriétaires .....	6,410	2,675	1,105	1,870	760	2,400	--	215	295	415	690	720
Tenant - Locataires .....	2,590	530	345	910	805	1,615	--	170	260	335	415	425
Professional - Professions .....	3,055	620	380	1,195	860	2,320	110	270	320	475	705	440
Owner - Propriétaires .....	1,370	445	210	500	215	875	--	135	--	170	270	170
Tenant - Locataires .....	1,685	175	170	695	645	1,445	--	135	245	305	435	270
Clerical - Bureaux .....	3,555	820	465	1,170	1,100	3,505	170	740	1,405	755	370	--
Owner - Propriétaires .....	1,615	475	245	540	355	1,585	--	305	635	375	145	--
Tenant - Locataires .....	1,940	345	220	630	745	1,920	--	435	770	380	225	--
Agricultural - Agriculture .....	17,405	10,380	2,540	3,325	1,160	1,370	550	755	--	--	--	--
Owner - Propriétaires .....	16,380	10,195	2,345	3,010	830	805	350	420	--	--	--	--
Tenant - Locataires .....	1,025	185	195	315	330	565	200	335	--	--	--	--
Fishing, trapping, and logging - Pêche, trappage et abatage .....	10,035	3,425	1,740	3,175	1,695	5,115	2,590	2,235	205	--	--	--
Owner - Propriétaires .....	8,620	3,245	1,660	2,765	950	4,090	2,095	1,790	150	--	--	--
Tenant - Locataires .....	1,415	180	--	410	745	1,025	495	445	--	--	--	--
Mining and quarrying - Mines et carrières .....	660	145	140	245	130	625	--	400	120	--	--	--
Owner - Propriétaires .....	515	145	105	190	--	480	--	305	--	--	--	--
Tenant - Locataires .....	145	--	--	--	--	145	--	--	--	--	--	--
Manufacturing and mechanical <sup>4</sup> - Fabrication et mécanique .....	11,885	3,505	1,855	4,170	2,355	10,860	890	3,630	3,170	1,825	1,085	260
Owner - Propriétaires .....	7,405	2,670	1,265	2,585	885	6,570	650	2,230	1,800	1,020	725	145
Tenant - Locataires .....	4,480	835	590	1,585	1,470	4,290	240	1,400	1,370	805	360	115
Construction .....	6,735	2,145	1,125	2,240	1,225	5,590	930	2,480	1,145	695	280	--
Owner - Propriétaires .....	4,715	1,820	860	1,520	515	3,915	710	1,845	680	455	195	--
Tenant - Locataires .....	2,020	325	265	720	710	1,675	220	635	465	240	--	--
Transportation and communication - Transports et communications .....	10,765	2,800	1,790	3,655	2,520	9,560	960	3,725	2,280	1,140	1,100	355
Owner - Propriétaires .....	6,565	2,090	1,215	2,325	935	5,645	655	2,165	1,270	705	635	215
Tenant - Locataires .....	4,200	710	575	1,330	1,585	3,915	305	1,560	1,010	435	465	140
Commercial - Commerce .....	3,320	620	495	1,265	940	3,060	215	1,150	700	435	425	135
Owner - Propriétaires .....	1,750	430	305	720	295	1,545	155	605	315	215	190	--
Tenant - Locataires .....	1,570	190	190	545	645	1,515	--	545	385	220	235	--
Financial - Finance .....	410	160	--	110	--	265	--	--	--	--	--	--
Owner - Propriétaires .....	260	120	--	--	--	155	--	--	--	--	--	--
Tenant - Locataires .....	150	--	--	--	--	110	--	--	--	--	--	--
Service (other than professional) - Services (autres que professionnels) .....	4,320	1,165	535	1,395	1,225	3,890	565	1,620	1,105	340	205	--
Owner - Propriétaires .....	2,065	820	275	695	275	1,805	375	890	355	120	--	--
Tenant - Locataires .....	2,255	345	260	700	950	2,085	190	730	750	220	140	--
Labourers (not agricultural, fishing, logging, or mining) - Manoeuvres (sauf l'agriculture, la pêche, l'abatage et les mines) ..	7,145	1,820	1,225	2,525	1,575	6,935	1,910	3,300	1,175	455	--	--
Owner - Propriétaires .....	4,890	1,545	940	1,775	630	4,730	1,385	2,150	805	305	--	--
Tenant - Locataires .....	2,255	275	285	750	945	2,205	525	1,150	370	150	--	--

1. Up to June 1, 1951. - Jusqu'au 1<sup>er</sup> juin 1951.

2. Exclusive of wage-earner households with earnings of head "not stated" or "nil". - Moins les ménages de salariés dont le gain du chef n'est pas déclaré ou dont le chef ne déclare aucun gain.

3. Includes "not stated" occupations. - Comprend les occupations "non déclarées".

4. Includes electric light and power production, and stationary engineering. - Comprend l'éclairage et l'énergie électriques, et les mécaniciens de machines fixes.

TABLE 110. Households with male heads by occupation group of household head and tenure, showing first year of occupancy by present head, and earnings of wage-earner heads, for provinces and cities of 100,000 population and over, 1951 - Continued

TABLEAU 110. Ménages avec chefs masculins selon le groupe d'occupation du chef et le mode d'occupation du logement, première année d'occupation par le chef actuel et gain des chefs salariés, provinces et cités de 100,000 et plus, 1951 - suite

Occupation group of household head and tenure Groupe d'occupation du chef de ménage et mode d'occupation du logement	Total	Year of occupancy Année d'occupation				Wage-earner households <sup>2</sup> Ménages de salariés <sup>2</sup>	Earnings of head Gain du chef					
		Before 1941 Avant 1941	1941-45	1946-49	1950-51 <sup>1</sup>		Under \$1,000 Moins de \$1,000	\$1,000-1,999	\$2,000-2,499	\$2,500-2,999	\$3,000-3,999	\$4,000 and over \$4,000 et plus
<b>QUÉBEC</b>												
<b>All occupations<sup>3</sup> - Toutes occupations<sup>3</sup> ....</b>	<b>694,125</b>	<b>187,625</b>	<b>125,605</b>	<b>214,130</b>	<b>166,765</b>	<b>477,705</b>	<b>37,060</b>	<b>131,395</b>	<b>126,860</b>	<b>82,795</b>	<b>62,260</b>	<b>37,335</b>
Owner - Propriétaires .....	338,020	120,125	59,250	107,205	51,440	169,555	20,150	49,900	38,570	25,245	20,190	15,500
Tenant - Locataires .....	356,105	67,500	66,355	106,925	115,325	308,150	16,910	81,495	88,290	57,550	42,070	21,835
<b>Proprietary and managerial - Propriété et administration</b>	<b>85,295</b>	<b>21,670</b>	<b>16,195</b>	<b>27,195</b>	<b>20,235</b>	<b>33,460</b>	<b>450</b>	<b>2,250</b>	<b>3,940</b>	<b>4,450</b>	<b>8,010</b>	<b>14,360</b>
Owner - Propriétaires .....	44,410	13,530	8,560	14,630	7,690	13,165	275	1,030	1,280	1,360	2,880	6,340
Tenant - Locataires .....	40,885	8,140	7,635	12,565	12,545	20,295	175	1,220	2,660	3,090	5,130	8,020
<b>Professional - Professions</b>	<b>38,420</b>	<b>7,720</b>	<b>5,780</b>	<b>12,775</b>	<b>12,145</b>	<b>29,260</b>	<b>550</b>	<b>1,815</b>	<b>3,030</b>	<b>5,190</b>	<b>9,070</b>	<b>9,605</b>
Owner - Propriétaires .....	14,245	3,670	2,090	5,030	3,455	9,145	100	500	780	1,360	2,535	3,870
Tenant - Locataires .....	24,175	4,050	3,690	7,745	8,690	20,115	450	1,315	2,250	3,830	6,535	5,735
<b>Clerical - Bureaux</b>	<b>37,560</b>	<b>8,140</b>	<b>6,645</b>	<b>12,085</b>	<b>10,690</b>	<b>37,095</b>	<b>1,135</b>	<b>8,400</b>	<b>13,465</b>	<b>8,310</b>	<b>4,895</b>	<b>890</b>
Owner - Propriétaires .....	10,070	2,555	1,415	3,720	2,380	9,865	440	2,195	3,185	2,190	1,480	375
Tenant - Locataires .....	27,490	5,585	5,230	8,365	8,310	27,230	695	6,205	10,280	6,120	3,415	515
<b>Agricultural - Agriculture</b>	<b>112,040</b>	<b>58,810</b>	<b>18,675</b>	<b>25,405</b>	<b>9,150</b>	<b>6,315</b>	<b>2,450</b>	<b>3,085</b>	<b>520</b>	<b>165</b>	--	--
Owner - Propriétaires .....	105,755	57,350	17,665	23,370	7,370	3,005	1,525	1,205	165	--	--	--
Tenant - Locataires .....	6,285	1,460	1,010	2,035	1,780	3,310	925	1,880	355	--	--	--
<b>Fishing, trapping, and logging - Pêche, trappage et abatage</b>	<b>16,135</b>	<b>4,090</b>	<b>2,605</b>	<b>5,905</b>	<b>3,535</b>	<b>11,355</b>	<b>4,045</b>	<b>6,025</b>	<b>915</b>	<b>215</b>	<b>110</b>	<b>--</b>
Owner - Propriétaires .....	12,500	3,775	2,310	4,645	1,770	8,175	3,135	4,220	615	145	--	--
Tenant - Locataires .....	3,635	315	295	1,260	1,765	3,180	910	1,805	300	--	--	--
<b>Mining and quarrying - Mines et carrières</b>	<b>7,665</b>	<b>1,080</b>	<b>1,055</b>	<b>2,700</b>	<b>2,830</b>	<b>7,500</b>	<b>450</b>	<b>1,135</b>	<b>2,615</b>	<b>2,080</b>	<b>1,095</b>	<b>125</b>
Owner - Propriétaires .....	3,655	780	670	1,480	725	3,555	280	565	1,245	925	500	--
Tenant - Locataires .....	4,010	300	385	1,220	2,105	3,945	170	570	1,370	1,155	595	--
<b>Manufacturing and mechanical<sup>4</sup> - Fabrication et mécanique<sup>4</sup></b>	<b>143,105</b>	<b>29,880</b>	<b>27,130</b>	<b>46,810</b>	<b>39,285</b>	<b>132,880</b>	<b>5,425</b>	<b>31,345</b>	<b>42,985</b>	<b>30,460</b>	<b>18,860</b>	<b>3,805</b>
Owner - Propriétaires .....	50,720	12,540	9,110	18,965	10,105	44,095	2,400	11,420	13,030	9,420	6,355	1,470
Tenant - Locataires .....	92,385	17,340	18,020	27,845	29,180	88,785	3,025	19,925	29,955	21,040	12,505	2,335
<b>Construction</b>	<b>60,575</b>	<b>13,690</b>	<b>11,450</b>	<b>19,725</b>	<b>15,710</b>	<b>50,955</b>	<b>4,960</b>	<b>16,295</b>	<b>14,850</b>	<b>9,385</b>	<b>4,945</b>	<b>520</b>
Owner - Propriétaires .....	27,730	7,375	5,105	10,410	4,840	21,960	3,080	7,815	5,815	3,275	1,750	225
Tenant - Locataires .....	32,845	6,315	6,345	9,315	10,870	28,995	1,880	8,480	9,035	6,110	3,195	295
<b>Transportation and communication - Transports et communications</b>	<b>62,675</b>	<b>12,895</b>	<b>12,085</b>	<b>20,475</b>	<b>17,220</b>	<b>54,690</b>	<b>3,420</b>	<b>17,350</b>	<b>16,340</b>	<b>9,520</b>	<b>6,275</b>	<b>1,785</b>
Owner - Propriétaires .....	22,210	5,690	4,065	8,375	4,080	17,850	1,645	6,130	4,475	2,795	1,980	825
Tenant - Locataires .....	40,465	7,205	8,020	12,100	13,140	36,840	1,775	11,220	11,865	6,725	4,295	960
<b>Commercial - Commerce</b>	<b>32,025</b>	<b>6,045</b>	<b>5,675</b>	<b>10,735</b>	<b>9,570</b>	<b>29,605</b>	<b>1,130</b>	<b>7,540</b>	<b>7,120</b>	<b>4,710</b>	<b>4,830</b>	<b>4,275</b>
Owner - Propriétaires .....	9,950	2,125	1,660	3,675	2,490	8,855	385	2,265	1,900	1,185	1,430	1,690
Tenant - Locataires .....	22,075	3,920	4,015	7,060	7,080	20,750	745	5,275	5,220	3,525	3,400	2,585
<b>Financial - Finance</b>	<b>6,360</b>	<b>1,545</b>	<b>1,125</b>	<b>1,940</b>	<b>1,750</b>	<b>4,035</b>	<b>--</b>	<b>335</b>	<b>590</b>	<b>650</b>	<b>1,155</b>	<b>1,225</b>
Owner - Propriétaires .....	2,555	750	450	785	570	1,330	--	--	190	180	345	510
Tenant - Locataires .....	3,805	795	675	1,155	1,180	2,705	--	255	400	470	810	715
<b>Service (other than professional) - Services (autres que professionnels)</b>	<b>36,165</b>	<b>9,345</b>	<b>6,810</b>	<b>10,630</b>	<b>9,380</b>	<b>32,335</b>	<b>3,485</b>	<b>13,550</b>	<b>8,735</b>	<b>3,910</b>	<b>2,060</b>	<b>595</b>
Owner - Propriétaires .....	10,965	3,475	1,930	3,625	1,935	9,150	1,435	3,850	2,195	1,065	560	105
Tenant - Locataires .....	25,200	5,870	4,880	7,005	7,445	23,185	2,050	9,700	6,540	2,905	1,500	490
<b>Labourers (not agricultural, fishing, logging, or mining) - Manœuvres (sauf l'agriculture, la pêche, l'abatage et les mines)....</b>	<b>47,755</b>	<b>10,790</b>	<b>8,940</b>	<b>14,995</b>	<b>13,030</b>	<b>46,845</b>	<b>9,190</b>	<b>21,820</b>	<b>11,435</b>	<b>3,585</b>	<b>775</b>	<b>--</b>
Owner - Propriétaires .....	19,285	5,305	3,570	7,075	3,335	18,805	5,265	8,425	3,560	1,255	280	--
Tenant - Locataires .....	28,470	5,485	5,370	7,920	9,695	28,040	3,925	13,395	7,875	2,330	495	--
<b>Montréal</b>												
<b>All occupations<sup>3</sup> - Toutes occupations<sup>3</sup> ....</b>	<b>188,840</b>	<b>47,065</b>	<b>39,070</b>	<b>52,215</b>	<b>50,490</b>	<b>158,200</b>	<b>5,485</b>	<b>32,650</b>	<b>47,065</b>	<b>32,350</b>	<b>25,030</b>	<b>15,620</b>
Owner - Propriétaires .....	31,855	7,415	4,705	10,555	9,180	23,195	530	3,505	5,750	4,845	4,560	4,005
Tenant - Locataires .....	156,985	39,650	34,365	41,660	41,310	135,005	4,955	29,145	41,315	27,505	20,470	11,615
<b>Proprietary and managerial - Propriété et administration</b>	<b>29,140</b>	<b>6,475</b>	<b>5,510</b>	<b>8,855</b>	<b>8,300</b>	<b>12,780</b>	<b>--</b>	<b>470</b>	<b>1,495</b>	<b>1,700</b>	<b>3,110</b>	<b>5,945</b>
Owner - Propriétaires .....	8,260	1,655	1,370	2,935	2,300	2,975	--	--	190	335	730	1,650
Tenant - Locataires .....	20,880	4,820	4,140	5,920	6,000	9,805	--	405	1,305	1,365	2,380	4,295
<b>Professional - Professions</b>	<b>14,835</b>	<b>3,075</b>	<b>2,315</b>	<b>4,540</b>	<b>4,905</b>	<b>11,910</b>	<b>225</b>	<b>610</b>	<b>1,055</b>	<b>2,035</b>	<b>3,955</b>	<b>4,030</b>
Owner - Propriétaires .....	3,145	805	450	1,005	885	2,230	--	--	125	295	705	1,010
Tenant - Locataires .....	11,690	2,270	1,865	3,535	4,020	9,680	210	530	930	1,740	3,250	3,020

1. Up to June 1, 1951. - Jusqu'au 1<sup>er</sup> juin 1951.

2. Exclusive of wage-earner households with earnings of head "not stated" or "nil". - Moins les ménages de salariés dont le gain du chef n'est pas déclaré ou dont le chef ne déclare aucun gain.

3. Includes "not stated" occupations. - Comprend les occupations "non déclarées".

4. Includes electric light and power production, and stationary enginem. - Comprend l'éclairage et l'énergie électriques, et les mécaniciens de machines fixes.



TABLE 110. Households with male heads by occupation group of household head and tenure, showing first year of occupancy by present head, and earnings of wage-earner heads, for provinces and cities of 100,000 population and over, 1951 - Continued

TABLEAU 110. Ménages avec chefs masculins selon le groupe d'occupation du chef et le mode d'occupation du logement, première année d'occupation par le chef actuel et gain des chefs salariés, provinces et cités de 100,000 et plus, 1951 - suite

Occupation group of household head and tenure Groupe d'occupation du chef de ménage et mode d'occupation du logement	Total	Year of occupancy Année d'occupation				Wage-earner households <sup>2</sup> Ménages de salariés <sup>2</sup>	Earnings of head Gain du chef					
		Before 1941 Avant 1941	1941-45	1946-49	1950-51 <sup>1</sup>		Under \$1,000 Moins de \$1,000	\$1,000-1,999	\$2,000-2,499	\$2,500-2,999	\$3,000-3,999	\$4,000 and over \$4,000 et plus
<b>QUÉBEC - Con. - suite</b>												
<b>Montréal - Con. - fin</b>												
Clerical - Bureaux	15,725	3,895	2,980	4,525	4,325	15,600	390	3,030	5,740	3,870	2,160	410
Owner - Propriétaires	1,905	475	260	600	570	1,885	--	315	575	500	345	--
Tenant - Locataires	13,820	3,420	2,720	3,925	3,755	13,715	335	2,715	5,165	3,370	1,815	315
Agricultural - Agriculture	720	255	165	170	130	475	--	230	120	--	--	--
Owner - Propriétaires	190	--	--	--	--	--	--	--	--	--	--	--
Tenant - Locataires	530	180	130	110	110	390	--	165	110	--	--	--
Fishing, trapping, and logging - Pêche, trappage et abataje	--	--	--	--	--	--	--	--	--	--	--	--
Owner - Propriétaires	--	--	--	--	--	--	--	--	--	--	--	--
Tenant - Locataires	--	--	--	--	--	--	--	--	--	--	--	--
Mining and quarrying - Mines et carrières	--	--	--	--	--	--	--	--	--	--	--	--
Owner - Propriétaires	--	--	--	--	--	--	--	--	--	--	--	--
Tenant - Locataires	--	--	--	--	--	--	--	--	--	--	--	--
Manufacturing and mechanical <sup>3</sup> - Fabrication et mécanique <sup>3</sup>	45,010	11,375	10,055	11,915	11,665	42,885	1,080	7,410	15,080	11,030	6,860	1,425
Owner - Propriétaires	6,455	1,390	870	2,175	2,020	5,920	--	840	1,830	1,840	1,190	330
Tenant - Locataires	38,555	9,985	9,185	9,740	9,645	36,965	990	6,570	13,250	9,390	5,670	1,095
Construction	17,110	4,650	3,825	4,375	4,260	14,845	605	3,270	5,050	3,845	1,915	160
Owner - Propriétaires	3,030	830	435	990	775	2,435	110	465	920	605	315	--
Tenant - Locataires	14,080	3,820	3,390	3,385	3,485	12,410	495	2,805	4,130	3,240	1,600	140
Transportation and communication - Transports et communications	20,800	5,355	4,670	5,740	5,035	19,285	495	4,485	6,710	4,270	2,730	595
Owner - Propriétaires	2,590	705	375	830	680	2,340	--	400	705	600	475	130
Tenant - Locataires	18,210	4,650	4,295	4,910	4,355	16,945	465	4,085	6,005	3,670	2,255	465
Commercial - Commerce	13,230	3,055	2,595	3,760	3,820	12,410	360	2,135	3,045	2,250	2,430	2,190
Owner - Propriétaires	2,140	485	295	635	725	1,965	--	215	410	315	440	550
Tenant - Locataires	11,090	2,570	2,300	3,125	3,095	10,445	325	1,920	2,635	1,935	1,990	1,640
Financial - Finance	2,680	645	460	815	760	1,780	--	140	210	265	520	595
Owner - Propriétaires	645	175	--	215	165	335	--	--	--	--	--	175
Tenant - Locataires	2,035	470	370	600	595	1,445	--	135	180	230	440	420
Service (other than professional) - Services (autres que professionnels)	14,490	4,010	3,185	3,810	3,485	13,235	1,170	5,195	3,540	2,015	1,080	235
Owner - Propriétaires	1,895	420	275	595	605	1,610	110	460	395	350	250	--
Tenant - Locataires	12,595	3,590	2,910	3,215	2,880	11,625	1,060	4,735	3,145	1,665	830	190
Labourers (not agricultural, fishing, logging, or mining) - Manœuvres (sauf l'agriculture, la pêche, l'abatage et les mines)	12,750	3,800	2,890	2,965	3,095	12,550	925	5,565	4,880	955	215	--
Owner - Propriétaires	1,365	355	215	415	380	1,350	--	575	550	140	--	--
Tenant - Locataires	11,385	3,445	2,675	2,550	2,715	11,200	865	4,990	4,330	815	190	--
<b>Québec</b>												
All occupations <sup>4</sup> - Toutes occupations <sup>4</sup>	27,055	6,655	5,560	7,985	6,855	22,635	935	7,675	6,430	3,255	2,780	1,560
Owner - Propriétaires	6,470	2,220	1,255	1,880	1,115	4,525	115	1,295	1,300	710	610	495
Tenant - Locataires	20,585	4,435	4,305	6,105	5,740	18,110	820	6,380	5,130	2,545	2,170	1,065
Proprietary and managerial - Propriété et administration	4,090	1,120	805	1,155	1,010	1,960	--	155	320	310	595	580
Owner - Propriétaires	1,560	565	295	450	250	490	--	--	--	--	130	180
Tenant - Locataires	2,530	555	510	705	760	1,470	--	125	265	215	465	400
Professional - Professions	2,460	610	420	745	685	1,915	--	100	270	405	650	470
Owner - Propriétaires	785	250	140	250	145	500	--	--	--	--	150	170
Tenant - Locataires	1,675	360	280	495	540	1,415	--	--	215	310	500	300
Clerical - Bureaux	2,875	630	610	955	680	2,840	--	1,070	1,110	405	185	--
Owner - Propriétaires	580	165	120	220	--	575	--	185	245	100	--	--
Tenant - Locataires	2,295	465	490	735	605	2,265	--	885	865	305	140	--
Agricultural - Agriculture	--	--	--	--	--	--	--	--	--	--	--	--
Owner - Propriétaires	--	--	--	--	--	--	--	--	--	--	--	--
Tenant - Locataires	--	--	--	--	--	--	--	--	--	--	--	--
Fishing, trapping, and logging - Pêche, trappage et abataje	--	--	--	--	--	--	--	--	--	--	--	--
Owner - Propriétaires	--	--	--	--	--	--	--	--	--	--	--	--
Tenant - Locataires	--	--	--	--	--	--	--	--	--	--	--	--
Mining and quarrying - Mines et carrières	--	--	--	--	--	--	--	--	--	--	--	--
Owner - Propriétaires	--	--	--	--	--	--	--	--	--	--	--	--
Tenant - Locataires	--	--	--	--	--	--	--	--	--	--	--	--

1. Up to June 1, 1951. - Jusqu'au 1<sup>er</sup> juin 1951.

2. Exclusive of wage-earner households with earnings of head "not stated" or "nil". - Moins les ménages de salariés dont le gain du chef n'est pas déclaré ou dont le chef ne déclare aucun gain.

3. Includes electric light and power production, and stationary enginemen. - Comprend l'éclairage et l'énergie électriques, et les mécaniciens de machines fixes.

4. Includes "not stated" occupations. - Comprend les occupations "non déclarées".

TABLE 110. Households with male heads by occupation group of household head and tenure, showing first year of occupancy by present head, and earnings of wage-earner heads, for provinces and cities of 100,000 population and over, 1951 - Continued

TABLEAU 110. Ménages avec chefs masculins selon le groupe d'occupation du chef et le mode d'occupation du logement, première année d'occupation par le chef actuel et gain des chefs salariés, provinces et cités de 100,000 et plus, 1951 - suite

Occupation group of household head and tenure Groupe d'occupation du chef de ménage et mode d'occupation du logement	Total	Year of occupancy Année d'occupation				Wage-earner households <sup>2</sup> Ménages de salariés <sup>2</sup>	Earnings of head Gain du chef					
		Before 1941 Avant 1941	1941-45	1946-49	1950-51 <sup>1</sup>		Under \$1,000 Moins de \$1,000	\$1,000-1,999	\$2,000-2,499	\$2,500-2,999	\$3,000-3,999	\$4,000 and over \$4,000 et plus
<b>QUÉBEC - Con. - fin</b>												
<b>Québec - Con. - fin</b>												
Manufacturing and mechanical <sup>3</sup> - Fabrication et mécanique <sup>3</sup>	4,215	1,140	870	1,180	1,025	3,915	140	1,305	1,370	695	330	--
Owner - Propriétaires	795	310	135	205	145	660	--	235	195	105	--	--
Tenant - Locataires	3,420	830	735	975	880	3,255	120	1,070	1,175	590	245	--
Construction	2,710	660	595	720	735	2,400	135	870	870	330	175	--
Owner - Propriétaires	805	265	175	230	135	650	--	230	245	--	--	--
Tenant - Locataires	1,905	395	420	490	600	1,750	110	640	625	240	125	--
Transportation and communication - Transports et communications	3,260	700	685	1,085	790	2,980	160	1,030	895	440	365	--
Owner - Propriétaires	545	145	--	215	--	470	--	100	155	110	--	--
Tenant - Locataires	2,715	555	590	870	790	2,510	155	930	740	330	305	--
Commercial - Commerce	2,080	430	420	660	570	1,975	--	600	575	305	275	180
Owner - Propriétaires	405	145	--	120	--	360	--	--	115	--	--	--
Tenant - Locataires	1,675	285	365	540	485	1,615	--	520	460	255	235	120
Financial - Finance	380	--	--	--	120	275	--	--	--	--	100	--
Owner - Propriétaires	105	--	--	--	--	--	--	--	--	--	--	--
Tenant - Locataires	275	--	--	--	100	225	--	--	--	--	--	--
Service (other than professional) - Services (autres que professionnels)	2,465	640	525	655	645	2,245	--	1,170	650	200	--	--
Owner - Propriétaires	525	190	120	100	115	450	--	205	170	--	--	--
Tenant - Locataires	1,940	450	405	555	530	1,795	--	965	480	160	--	--
Labourers (not agricultural, fishing, logging, or mining) - Manoeuvres (sauf l'agriculture, la pêche, l'abatage et les mines)	2,015	515	445	600	455	1,975	285	1,260	315	110	--	--
Owner - Propriétaires	295	130	--	--	--	290	--	190	--	--	--	--
Tenant - Locataires	1,720	385	370	545	420	1,685	255	1,070	255	100	--	--
<b>ONTARIO</b>												
All occupations <sup>4</sup> - Toutes occupations <sup>4</sup>	922,170	252,950	152,745	297,595	218,880	669,295	30,595	114,325	165,380	151,455	135,845	71,695
Owner - Propriétaires	637,910	211,605	111,520	205,210	109,575	423,380	18,215	65,990	100,690	97,115	90,750	50,620
Tenant - Locataires	284,260	41,345	41,225	92,385	109,305	245,915	12,380	48,335	64,690	54,340	45,095	21,075
Proprietary and managerial - Propriété et administration	122,570	31,730	21,950	41,695	27,195	57,635	435	1,955	4,340	6,895	15,860	28,150
Owner - Propriétaires	90,590	26,460	17,100	30,900	16,130	38,955	320	1,210	2,620	4,085	10,395	20,325
Tenant - Locataires	31,980	5,270	4,850	10,795	11,065	18,680	115	745	1,720	2,810	5,465	7,825
Professional - Professions	59,210	11,715	8,135	21,645	17,715	48,035	1,045	2,150	4,415	7,765	16,035	16,625
Owner - Propriétaires	36,825	9,255	5,550	13,365	8,655	28,070	440	780	1,920	3,975	9,535	11,420
Tenant - Locataires	22,385	2,460	2,585	8,280	9,060	19,965	605	1,370	2,495	3,790	6,500	5,205
Clerical - Bureaux	54,210	12,725	9,030	18,485	13,970	53,710	1,345	7,385	18,215	16,240	9,000	1,525
Owner - Propriétaires	34,215	9,365	5,955	11,955	6,940	33,880	865	4,240	10,810	10,635	6,260	1,070
Tenant - Locataires	19,995	3,360	3,075	6,530	7,030	19,830	480	3,145	7,405	5,605	2,740	455
Agricultural - Agriculture	138,210	70,380	20,820	31,540	15,470	14,050	4,820	6,940	1,505	545	170	--
Owner - Propriétaires	119,960	67,150	18,365	25,735	8,710	5,665	2,200	2,205	825	290	--	--
Tenant - Locataires	18,250	3,230	2,455	5,805	6,760	8,385	2,620	4,735	680	255	--	--
Fishing, trapping, and logging - Pêche, trappage et abatage	5,755	1,325	900	1,800	1,730	3,785	755	1,670	830	360	130	--
Owner - Propriétaires	3,880	1,185	725	1,370	600	2,265	485	1,045	485	165	--	--
Tenant - Locataires	1,875	140	175	430	1,130	1,520	270	625	345	195	--	--
Mining and quarrying - Mines et carrières	13,070	2,180	1,805	4,535	4,550	12,650	390	1,075	2,970	3,695	3,870	650
Owner - Propriétaires	6,470	1,715	1,170	2,360	1,225	6,185	170	505	1,415	1,795	2,015	285
Tenant - Locataires	6,600	465	635	2,175	3,325	6,465	220	570	1,555	1,900	1,855	365
Manufacturing and mechanical <sup>3</sup> - Fabrication et mécanique <sup>3</sup>	214,980	50,710	39,030	72,315	52,925	204,525	4,330	27,375	56,585	61,000	47,310	7,925
Owner - Propriétaires	146,315	40,390	27,730	49,845	28,350	138,120	2,610	16,940	36,770	41,785	34,020	5,995
Tenant - Locataires	68,665	10,320	11,300	22,470	24,575	66,405	1,720	10,435	19,815	19,215	13,290	1,930
Construction	68,915	16,580	10,935	23,355	18,045	53,695	3,290	11,425	14,130	12,795	10,695	1,360
Owner - Propriétaires	48,010	13,485	8,055	16,910	9,560	36,055	2,360	7,680	9,195	8,620	7,250	950
Tenant - Locataires	20,905	3,095	2,880	6,445	8,485	17,640	930	3,745	4,935	4,175	3,445	410
Transportation and communication - Transports et communications	77,445	17,110	12,995	27,000	20,340	71,755	2,390	13,735	21,805	16,440	13,590	3,795
Owner - Propriétaires	47,915	13,010	8,560	17,315	9,030	43,805	1,415	7,470	12,710	10,335	9,055	2,820
Tenant - Locataires	29,530	4,100	4,435	9,685	11,310	27,950	975	6,265	9,095	6,105	4,535	975
Commercial - Commerce	42,440	8,625	6,690	14,890	12,235	39,575	1,190	5,825	8,585	7,915	9,185	6,875
Owner - Propriétaires	26,700	6,480	4,405	9,520	6,295	24,710	730	3,275	5,035	4,645	6,060	4,965
Tenant - Locataires	15,740	2,145	2,285	5,370	5,940	14,865	460	2,550	3,550	3,270	3,125	1,910

1. Up to June 1, 1951. - Jusqu'au 1<sup>er</sup> juin 1951.

2. Exclusive of wage-earner households with earnings of head "not stated" or "nil". - Moins les ménages de salariés dont le gain du chef n'est pas déclaré ou dont le chef ne déclare aucun gain.

3. Includes electric light and power production, and stationary enginemen. - Comprend l'éclairage et l'énergie électriques, et les mécaniciens de machines fixes.

4. Includes "not stated" occupations. - Comprend les occupations "non déclarées".

TABLE 110. Households with male heads by occupation group of household head and tenure, showing first year of occupancy by present head, and earnings of wage-earner heads, for provinces and cities of 100,000 population and over, 1951 - Continued

TABLEAU 110. Ménages avec chefs masculins selon le groupe d'occupation du chef et le mode d'occupation du logement, première année d'occupation par le chef actuel et gain des chefs salariés, provinces et cités de 100,000 et plus, 1951 - suite

Occupation group of household head and tenure Groupe d'occupation du chef de ménage et mode d'occupation du logement	Total	Year of occupancy Année d'occupation				Wage-earner households <sup>2</sup> Ménages de salariés <sup>2</sup>	Earnings of head Gain du chef					
		Before 1941 Avant 1941	1941-45	1946-49	1950-51 <sup>1</sup>		Under \$1,000 Moins de \$1,000	\$1,000-1,999	\$2,000-2,499	\$2,500-2,999	\$3,000-3,999	\$4,000 and over \$4,000 et plus
<b>ONTARIO - Con. - suite</b>												
Financial - Finance	10,620	2,665	1,665	3,695	2,595	6,565	190	450	685	965	1,980	2,295
Owner - Propriétaires	7,610	2,145	1,165	2,750	1,550	4,235	140	225	415	585	1,245	1,625
Tenant - Locataires	3,010	520	500	945	1,045	2,330	-	225	270	380	735	670
Service (other than professional) - Services (autres que professionnels)	55,885	14,035	8,920	17,115	15,815	49,990	3,555	15,225	14,690	8,610	5,695	2,215
Owner - Propriétaires	31,130	10,255	5,520	9,900	5,455	26,995	1,970	8,470	7,620	4,815	3,160	960
Tenant - Locataires	24,755	3,780	3,400	7,215	10,360	22,995	1,585	6,755	7,070	3,795	2,535	1,255
Labourers (not agricultural, fishing, logging, or mining) - Manœuvres (sauf l'agriculture, la pêche, l'abatage et les mines)	53,210	11,740	8,945	17,760	14,765	52,000	6,670	18,790	16,325	8,000	2,120	--
Owner - Propriétaires	34,500	9,530	6,535	12,070	6,365	33,570	4,375	11,735	10,700	5,235	1,450	--
Tenant - Locataires	18,710	2,210	2,410	5,690	8,400	18,430	2,295	7,055	5,625	2,765	670	--
<b>Hamilton</b>												
All occupations <sup>3</sup> - Toutes occupations <sup>3</sup>	43,295	10,370	8,485	13,485	10,955	37,920	880	4,095	9,000	10,890	9,585	3,470
Owner - Propriétaires	28,605	7,960	6,150	8,945	5,550	24,505	415	2,230	5,475	7,225	6,600	2,560
Tenant - Locataires	14,690	2,410	2,335	4,540	5,405	13,415	465	1,865	3,525	3,665	2,985	910
Proprietary and managerial - Propriété et administration	5,295	1,430	1,080	1,720	1,065	2,485	--	--	155	345	685	1,235
Owner - Propriétaires	3,920	1,210	865	1,210	635	1,705	--	--	--	230	435	930
Tenant - Locataires	1,375	220	215	510	430	780	--	--	--	115	250	305
Professional - Professions	2,815	640	435	980	760	2,270	--	--	150	420	840	710
Owner - Propriétaires	1,780	540	315	600	325	1,335	--	--	--	180	485	525
Tenant - Locataires	1,035	100	120	380	435	935	--	--	--	240	355	185
Clerical - Bureaux	3,405	800	595	1,110	900	3,390	--	415	1,035	1,180	625	--
Owner - Propriétaires	2,090	570	390	685	445	2,075	--	195	585	795	405	--
Tenant - Locataires	1,315	230	205	425	455	1,315	--	220	450	385	220	--
Agricultural - Agriculture	210	--	--	--	--	135	--	--	--	--	--	--
Owner - Propriétaires	150	--	--	--	--	--	--	--	--	--	--	--
Tenant - Locataires	--	--	--	--	--	--	--	--	--	--	--	--
Fishing, trapping, and logging - Pêche, trappage et abatage	--	--	--	--	--	--	--	--	--	--	--	--
Owner - Propriétaires	--	--	--	--	--	--	--	--	--	--	--	--
Tenant - Locataires	--	--	--	--	--	--	--	--	--	--	--	--
Mining and quarrying - Mines et carrières	--	--	--	--	--	--	--	--	--	--	--	--
Owner - Propriétaires	--	--	--	--	--	--	--	--	--	--	--	--
Tenant - Locataires	--	--	--	--	--	--	--	--	--	--	--	--
Manufacturing and mechanical <sup>4</sup> - Fabrication et mécanique <sup>4</sup>	16,285	3,805	3,390	5,015	4,075	15,870	215	1,165	3,565	5,495	4,710	720
Owner - Propriétaires	11,025	2,895	2,510	3,475	2,145	10,730	110	675	2,250	3,720	3,410	565
Tenant - Locataires	5,260	910	880	1,540	1,930	5,140	105	490	1,315	1,775	1,300	155
Construction	3,285	780	580	965	960	2,750	--	420	675	810	700	--
Owner - Propriétaires	2,150	600	400	665	485	1,740	--	250	400	515	490	--
Tenant - Locataires	1,135	180	180	300	475	1,010	--	170	275	295	210	--
Transportation and communication - Transports et communications	3,375	715	715	1,015	930	3,225	--	385	1,015	905	700	170
Owner - Propriétaires	2,030	535	485	575	435	1,935	--	190	525	590	500	120
Tenant - Locataires	1,345	180	230	440	495	1,290	--	195	490	315	200	--
Commercial - Commerce	2,105	470	385	660	590	1,965	--	195	395	440	585	330
Owner - Propriétaires	1,225	370	265	335	255	1,125	--	100	225	275	335	185
Tenant - Locataires	880	100	120	325	335	840	--	--	170	165	250	145
Financial - Finance	515	--	110	220	125	360	--	--	--	--	140	105
Owner - Propriétaires	380	--	--	180	--	260	--	--	--	--	100	--
Tenant - Locataires	135	--	--	--	--	100	--	--	--	--	--	--
Service (other than professional) - Services (autres que professionnels)	2,725	850	555	760	560	2,435	165	735	725	480	305	--
Owner - Propriétaires	1,715	625	335	500	255	1,515	--	375	485	330	240	--
Tenant - Locataires	1,010	225	220	260	305	920	105	360	240	150	--	--
Labourers (not agricultural, fishing, logging, or mining) - Manœuvres (sauf l'agriculture, la pêche, l'abatage et les mines)	2,960	645	540	885	890	2,925	155	580	1,200	725	235	--
Owner - Propriétaires	1,960	435	445	625	455	1,930	--	335	815	525	155	--
Tenant - Locataires	1,000	210	--	260	435	995	--	245	385	200	--	--

1. Up to June 1, 1951. - Jusqu'au 1<sup>er</sup> juin 1951.

2. Exclusive of wage-earner households with earnings of head "not stated" or "nil". - Moins les ménages de salariés dont le gain du chef n'est pas déclaré ou dont le chef ne déclare aucun gain.

3. Includes "not stated" occupations. - Comprend les occupations "non déclarées".

4. Includes electric light and power production, and stationary enginemen. - Comprend l'éclairage et l'énergie électriques, et les mécaniciens de machines fixes.

TABLE 110. Households with male heads by occupation group of household head and tenure, showing first year of occupancy by present head, and earnings of wage-earner heads, for provinces and cities of 100,000 population and over, 1951 - Continued

TABLEAU 110. Ménages avec chefs masculins selon le groupe d'occupation du chef et le mode d'occupation du logement, première année d'occupation par le chef actuel et gain des chefs salariés, provinces et cités de 100,000 et plus, 1951 - suite

Occupation group of household head and tenure Groupe d'occupation du chef de ménage et mode d'occupation du logement	Total	Year of occupancy Année d'occupation			Wage-earner households <sup>2</sup> Ménages de salariés <sup>2</sup>	Earnings of head Gain du chef						
		Before 1941 — Avant 1941	1941-45	1946-49		1950-51 <sup>1</sup>	Under \$1,000 — Moins de \$1,000	\$1,000-1,999	\$2,000-2,499	\$2,500-2,999	\$3,000-3,999	\$4,000 and over — \$4,000 et plus
<b>ONTARIO - Con. - suite</b>												
<b>Ottawa</b>												
All occupations <sup>3</sup> - Toutes occupations <sup>3</sup> ....	35,930	9,215	5,355	12,045	9,315	31,345	665	5,315	7,390	5,445	6,320	6,210
Owner - Propriétaires .....	15,695	4,370	2,760	5,460	3,105	12,755	260	1,570	2,610	2,230	2,860	3,225
Tenant - Locataires .....	20,235	4,845	2,595	6,585	6,210	18,590	405	3,745	4,780	3,215	3,460	2,985
Proprietary and managerial - Propriété et administration .....	6,510	1,730	1,090	2,135	1,555	4,365	--	--	215	330	1,160	2,570
Owner - Propriétaires .....	3,490	1,030	650	1,115	695	2,090	--	--	--	110	500	1,390
Tenant - Locataires .....	3,020	700	440	1,020	860	2,275	--	--	140	220	660	1,180
Professional - Professions .....	4,710	980	615	1,645	1,470	4,130	--	135	330	545	1,340	1,730
Owner - Propriétaires .....	2,315	570	350	785	610	1,875	--	--	135	195	615	890
Tenant - Locataires .....	2,395	410	265	860	860	2,255	--	110	195	350	725	840
Clerical - Bureaux .....	4,715	1,060	765	1,730	1,160	4,675	--	675	1,785	1,245	775	165
Owner - Propriétaires .....	1,920	475	390	700	355	1,910	--	205	630	550	415	105
Tenant - Locataires .....	2,795	585	375	1,030	805	2,765	--	470	1,155	695	360	--
Agricultural - Agriculture .....	380	155	--	130	--	220	--	100	--	--	--	--
Owner - Propriétaires .....	235	105	--	--	--	105	--	--	--	--	--	--
Tenant - Locataires .....	145	--	--	--	--	115	--	--	--	--	--	--
Fishing, trapping, and logging - Pêche, trappage et abatage .....	--	--	--	--	--	--	--	--	--	--	--	--
Owner - Propriétaires .....	--	--	--	--	--	--	--	--	--	--	--	--
Tenant - Locataires .....	--	--	--	--	--	--	--	--	--	--	--	--
Mining and quarrying - Mines et carrières .....	--	--	--	--	--	--	--	--	--	--	--	--
Owner - Propriétaires .....	--	--	--	--	--	--	--	--	--	--	--	--
Tenant - Locataires .....	--	--	--	--	--	--	--	--	--	--	--	--
Manufacturing and mechanical <sup>4</sup> - Fabrication et mécanique <sup>4</sup> .....	4,640	1,425	755	1,470	990	4,330	--	875	1,355	1,040	820	175
Owner - Propriétaires .....	1,930	640	355	595	340	1,750	--	220	565	440	385	100
Tenant - Locataires .....	2,710	785	400	875	650	2,580	--	655	790	600	435	--
Construction .....	2,255	815	315	700	425	1,845	--	365	610	425	350	--
Owner - Propriétaires .....	1,060	380	150	390	140	805	--	130	265	190	165	--
Tenant - Locataires .....	1,195	435	165	310	285	1,040	--	235	345	235	185	--
Transportation and communication - Transports et communications .....	2,890	805	485	925	675	2,750	--	695	850	515	455	180
Owner - Propriétaires .....	1,060	305	220	375	160	985	--	145	285	225	235	--
Tenant - Locataires .....	1,830	500	265	550	515	1,765	--	550	565	290	220	--
Commercial - Commerce .....	2,065	585	275	640	565	1,940	--	340	450	355	450	315
Owner - Propriétaires .....	905	215	155	325	210	825	--	100	170	160	210	170
Tenant - Locataires .....	1,160	370	120	315	355	1,115	--	240	280	195	240	145
Financial - Finance .....	450	150	--	165	--	240	--	--	--	--	--	--
Owner - Propriétaires .....	260	--	--	--	--	100	--	--	--	--	--	--
Tenant - Locataires .....	190	--	--	--	--	140	--	--	--	--	--	--
Service (other than professional) - Services (autres que professionnels) .....	5,585	1,000	655	1,995	1,935	5,355	190	1,195	1,290	840	875	965
Owner - Propriétaires .....	1,915	340	300	835	440	1,815	--	400	310	305	310	415
Tenant - Locataires .....	3,670	660	355	1,160	1,495	3,540	115	795	980	535	565	550
Labourers (not agricultural, fishing, logging, or mining) - Manoeuvres (sauf l'agriculture, la pêche, l'abatage et les mines) .....	1,450	440	250	420	340	1,410	100	825	405	--	--	--
Owner - Propriétaires .....	500	200	100	145	--	475	--	280	135	--	--	--
Tenant - Locataires .....	950	240	150	275	285	935	--	545	270	--	--	--
<b>Toronto</b>												
All occupations <sup>3</sup> - Toutes occupations <sup>3</sup> ....	110,115	35,360	22,650	30,195	21,910	91,005	2,565	12,865	24,175	21,095	18,095	12,210
Owner - Propriétaires .....	68,980	25,775	14,140	18,855	10,210	55,750	1,260	7,305	14,530	13,285	11,215	8,155
Tenant - Locataires .....	41,135	9,585	8,510	11,340	11,700	35,255	1,305	5,560	9,645	7,810	6,880	4,055
Proprietary and managerial - Propriété et administration .....	18,685	6,305	4,145	5,120	3,115	9,055	--	200	455	1,085	2,300	4,995
Owner - Propriétaires .....	12,460	4,850	2,950	3,265	1,395	5,815	--	--	255	705	1,385	3,380
Tenant - Locataires .....	6,225	1,455	1,195	1,855	1,720	3,240	--	120	200	380	915	1,615
Professional - Professions .....	9,820	3,125	1,800	2,920	1,975	7,540	150	270	545	975	2,310	3,290
Owner - Propriétaires .....	6,115	2,450	1,170	1,690	805	4,405	--	100	225	465	1,290	2,255
Tenant - Locataires .....	3,705	675	630	1,230	1,170	3,135	--	170	320	510	1,020	1,035

1. Up to June 1, 1951. - Jusqu'au 1<sup>er</sup> juin 1951.

2. Exclusive of wage-earner households with earnings of head "not stated" or "nil". - Moins les ménages de salariés dont le gain du chef n'est pas déclaré ou dont le chef ne déclare aucun gain.

3. Includes "not stated" occupations. - Comprend les occupations "non déclarées".

4. Includes electric light and power production, and stationary enginemen. - Comprend l'éclairage et l'énergie électriques, et les mécaniciens de machines fixes.

TABLE 110. Households with male heads by occupation group of household head and tenure, showing first year of occupancy by present head, and earnings of wage-earner heads, for provinces and cities of 100,000 population and over, 1951 - Continued

TABLEAU 110. Ménages avec chefs masculins selon le groupe d'occupation du chef et le mode d'occupation du logement, première année d'occupation par le chef actuel et gain des chefs salariés, provinces et cités de 100,000 et plus, 1951 - suite

Occupation group of household head and tenure Groupe d'occupation du chef de ménage et mode d'occupation du logement	Total	Year of occupancy Année d'occupation				Wage-earner households <sup>2</sup> Ménages de salariés <sup>2</sup>	Earnings of head Gain du chef					
		Before 1941 Avant 1941	1941-45	1946-49	1950-51 <sup>1</sup>		Under \$1,000 Moins de \$1,000	\$1,000-1,999	\$2,000-2,499	\$2,500-2,999	\$3,000-3,999	\$4,000 and over \$4,000 et plus
<b>ONTARIO - Con. - suite</b>												
<b>Toronto - Con. - fin</b>												
Clerical - Bureaux.....	10,310	3,300	2,185	2,680	2,145	10,215	250	1,540	3,550	2,970	1,590	315
Owner - Propriétaires.....	6,150	2,295	1,255	1,760	840	6,090	125	905	2,020	1,855	975	210
Tenant - Locataires.....	4,160	1,005	930	920	1,305	4,125	125	635	1,530	1,115	615	105
Agricultural - Agriculture.....	595	220	135	130	110	400	--	155	165	--	--	--
Owner - Propriétaires.....	420	170	--	--	--	280	--	100	130	--	--	--
Tenant - Locataires.....	175	--	--	--	--	120	--	--	--	--	--	--
Fishing, trapping, and logging - Pêche, trappage et abatage.....	--	--	--	--	--	--	--	--	--	--	--	--
Owner - Propriétaires.....	--	--	--	--	--	--	--	--	--	--	--	--
Tenant - Locataires.....	--	--	--	--	--	--	--	--	--	--	--	--
Mining and quarrying - Mines et carrières.....	--	--	--	--	--	--	--	--	--	--	--	--
Owner - Propriétaires.....	--	--	--	--	--	--	--	--	--	--	--	--
Tenant - Locataires.....	--	--	--	--	--	--	--	--	--	--	--	--
Manufacturing and mechanical <sup>3</sup> - Fabrication et mécanique <sup>3</sup> .....	28,090	8,840	5,915	7,690	5,645	26,750	460	3,505	8,355	7,925	5,590	915
Owner - Propriétaires.....	18,445	6,525	3,785	5,120	3,015	17,490	205	2,165	5,420	5,370	3,710	620
Tenant - Locataires.....	9,645	2,315	2,130	2,570	2,630	9,260	255	1,340	2,935	2,555	1,880	295
Construction.....	8,455	2,555	1,540	2,280	2,080	6,515	245	905	1,765	1,740	1,580	280
Owner - Propriétaires.....	5,400	1,905	1,000	1,430	1,065	4,010	130	555	1,095	1,100	960	170
Tenant - Locataires.....	3,055	650	540	850	1,015	2,505	115	350	670	640	620	110
Transportation and communication - Transports et communications.....	9,270	3,055	1,925	2,535	1,755	8,850	155	1,150	3,230	2,560	1,485	270
Owner - Propriétaires.....	5,200	2,010	1,050	1,470	870	4,950	--	505	1,800	1,520	880	185
Tenant - Locataires.....	4,070	1,045	875	1,065	1,085	3,900	--	645	1,430	1,040	605	--
Commercial - Commerce.....	7,560	2,515	1,550	2,090	1,405	6,940	225	745	1,500	1,465	1,665	1,340
Owner - Propriétaires.....	4,400	1,865	900	1,110	525	3,980	110	420	890	770	950	840
Tenant - Locataires.....	3,160	650	650	980	880	2,960	115	325	610	695	715	500
Financial - Finance.....	2,310	760	405	735	410	1,450	--	105	140	215	375	575
Owner - Propriétaires.....	1,350	515	230	440	165	725	--	--	--	110	180	320
Tenant - Locataires.....	960	245	175	295	245	725	--	--	--	105	195	255
Service (other than professional) - Services (autres que professionnels).....	9,220	3,240	1,990	2,325	1,665	8,140	640	2,835	2,165	1,255	1,040	205
Owner - Propriétaires.....	5,415	2,155	1,035	1,375	850	4,765	350	1,495	1,220	780	765	155
Tenant - Locataires.....	3,805	1,085	955	950	815	3,375	290	1,340	945	475	275	--
Labourers (not agricultural, fishing, logging, or mining) - Manoeuvres (sauf l'agriculture, la pêche, l'abatage et les mines).....	4,990	1,230	890	1,475	1,395	4,955	325	1,405	2,265	800	145	--
Owner - Propriétaires.....	3,155	895	555	980	725	3,130	160	910	1,400	540	110	--
Tenant - Locataires.....	1,835	335	335	495	670	1,825	165	495	865	260	--	--
<b>Windsor</b>												
All occupations <sup>4</sup> - Toutes occupations <sup>4</sup> .....	25,785	6,200	5,775	7,800	6,010	22,760	455	1,935	4,670	7,300	6,095	2,305
Owner - Propriétaires.....	14,095	4,480	3,645	3,665	2,305	12,020	170	720	2,385	3,720	3,515	1,510
Tenant - Locataires.....	11,690	1,720	2,130	4,135	3,705	10,740	285	1,215	2,285	3,580	2,580	795
Proprietary and managerial - Propriété et administration.....	3,380	945	830	1,015	590	1,650	--	--	--	225	530	780
Owner - Propriétaires.....	2,185	740	570	600	275	940	--	--	--	--	280	525
Tenant - Locataires.....	1,195	205	260	415	315	710	--	--	--	145	250	255
Professional - Professions.....	1,565	390	265	520	400	1,255	--	--	--	165	475	520
Owner - Propriétaires.....	845	270	170	265	140	600	--	--	--	--	215	325
Tenant - Locataires.....	720	110	--	255	260	655	--	--	--	115	260	195
Clerical - Bureaux.....	2,355	605	455	785	510	2,335	--	195	615	850	565	--
Owner - Propriétaires.....	1,130	385	260	300	185	1,120	--	--	270	425	290	--
Tenant - Locataires.....	1,225	220	195	485	325	1,215	--	125	345	425	275	--
Agricultural - Agriculture.....	--	--	--	--	--	--	--	--	--	--	--	--
Owner - Propriétaires.....	--	--	--	--	--	--	--	--	--	--	--	--
Tenant - Locataires.....	--	--	--	--	--	--	--	--	--	--	--	--
Fishing, trapping, and logging - Pêche, trappage et abatage.....	--	--	--	--	--	--	--	--	--	--	--	--
Owner - Propriétaires.....	--	--	--	--	--	--	--	--	--	--	--	--
Tenant - Locataires.....	--	--	--	--	--	--	--	--	--	--	--	--
Mining and quarrying - Mines et carrières.....	--	--	--	--	--	--	--	--	--	--	--	--
Owner - Propriétaires.....	--	--	--	--	--	--	--	--	--	--	--	--
Tenant - Locataires.....	--	--	--	--	--	--	--	--	--	--	--	--

1. Up to June 1, 1951 - Jusqu'au 1<sup>er</sup> juin 1951.

2. Exclusive of wage-earner households with earnings of head "not stated" or "nil". - Moins les ménages de salariés dont le gain du chef n'est pas déclaré ou dont le chef ne déclare aucun gain.

3. Includes electric light and power production, and stationary enginemen. - Comprend l'éclairage et l'énergie électriques, et les mécaniciens de machines fixes.

4. Includes "not stated" occupations. - Comprend les occupations "non déclarées".

TABLE 110. Households with male heads by occupation group of household head and tenure, showing first year of occupancy by present head, and earnings of wage-earner heads, for provinces and cities of 100,000 population and over, 1951 - Continued

TABLEAU 110. Ménages avec chefs masculins selon le groupe d'occupation du chef et le mode d'occupation du logement, première année d'occupation par le chef actuel et gain des chefs salariés, provinces et cités de 100,000 et plus, 1951 - suite

Occupation group of household head and tenure Groupe d'occupation du chef de ménage et mode d'occupation du logement	Total	Year of occupation Année d'occupation				Wage-earner households <sup>2</sup> Ménages de salariés <sup>2</sup>	Earnings of head Gain du chef					\$4,000 and over \$4,000 et plus
		Before 1941 Avant 1941	1941-45	1946-49	1950-51 <sup>1</sup>		Under \$1,000 Moins de \$1,000	\$1,000-1,999	\$2,000-2,499	\$2,500-2,999	\$3,000-3,999	
<b>ONTARIO - Con.-fin</b>												
<b>Windsor - Con.-fin</b>												
Manufacturing and mechanical <sup>3</sup> - Fabrication et mécanique <sup>3</sup>	9,920	2,345	2,350	2,935	2,290	9,685	100	575	2,020	3,760	2,670	560
Owner - Propriétaires	5,530	1,720	1,490	1,415	905	5,360	--	180	1,040	2,005	1,695	400
Tenant - Locataires	4,390	625	860	1,520	1,385	4,325	--	395	980	1,755	975	160
Construction	1,775	435	390	440	510	1,490	--	175	325	405	485	--
Owner - Propriétaires	925	300	230	225	170	770	--	--	150	190	280	--
Tenant - Locataires	850	135	160	215	340	720	--	--	175	215	205	--
Transportation and communication - Transports et communications	2,050	440	410	685	515	1,990	--	170	480	650	535	110
Owner - Propriétaires	995	315	215	285	180	955	--	--	200	340	310	--
Tenant - Locataires	1,055	125	195	400	335	1,035	--	135	280	310	225	--
Commercial - Commerce	1,115	240	215	410	250	1,075	--	125	215	225	345	140
Owner - Propriétaires	500	155	120	130	--	475	--	--	105	--	150	--
Tenant - Locataires	615	--	--	280	155	600	--	--	110	135	195	--
Financial - Finance	240	--	--	--	--	165	--	--	--	--	--	--
Owner - Propriétaires	105	--	--	--	--	--	--	--	--	--	--	--
Tenant - Locataires	135	--	--	--	--	--	--	--	--	--	--	--
Service (other than professional) - Services (autres que professionnels)	1,615	380	435	445	355	1,455	--	315	320	455	305	--
Owner - Propriétaires	940	290	300	200	150	855	--	170	220	255	190	--
Tenant - Locataires	675	--	135	245	205	600	--	145	100	200	115	--
Labourers (not agricultural, fishing, logging, or mining) - Manœuvres (sauf l'agriculture, la pêche, l'abatage et les mines)	1,585	305	330	445	505	1,575	105	295	535	515	120	--
Owner - Propriétaires	835	215	245	200	175	825	--	115	330	270	--	--
Tenant - Locataires	750	--	--	245	330	750	--	180	205	245	--	--
<b>MANITOBA</b>												
All occupations <sup>4</sup> - Toutes occupations <sup>4</sup>	155,650	40,100	26,640	55,255	33,655	91,135	6,570	21,200	26,260	16,125	13,440	7,540
Owner - Propriétaires	111,380	35,490	21,170	39,360	15,360	55,245	4,055	11,675	15,120	10,130	8,860	5,405
Tenant - Locataires	44,270	4,610	5,470	15,895	18,295	35,890	2,515	9,525	11,140	5,995	4,580	2,135
Proprietary and managerial - Propriété et administration	17,735	3,950	3,255	6,765	3,765	8,175	110	430	975	1,125	2,120	3,415
Owner - Propriétaires	13,355	3,410	2,720	5,010	2,215	5,625	--	290	545	735	1,465	2,505
Tenant - Locataires	4,380	540	535	1,755	1,550	2,550	--	140	430	390	655	910
Professional - Professions	7,085	1,455	1,000	2,650	1,980	5,575	170	675	850	980	1,660	1,240
Owner - Propriétaires	4,345	1,205	740	1,675	725	3,150	--	225	330	515	1,115	920
Tenant - Locataires	2,740	250	260	975	1,255	2,425	125	450	520	465	545	320
Clerical - Bureaux	8,110	1,590	1,135	3,220	2,165	8,025	245	1,690	3,075	1,910	1,015	--
Owner - Propriétaires	4,705	1,220	700	1,915	870	4,655	145	770	1,675	1,270	730	--
Tenant - Locataires	3,405	370	435	1,305	1,295	3,370	100	920	1,400	640	285	--
Agricultural - Agriculture	46,350	19,530	9,000	13,390	4,430	2,195	1,180	775	160	--	--	--
Owner - Propriétaires	41,015	18,410	8,035	11,540	3,030	1,115	665	320	--	--	--	--
Tenant - Locataires	5,335	1,120	965	1,850	1,400	1,080	515	455	--	--	--	--
Fishing, trapping, and logging - Pêche, trappage et abatage	1,745	460	385	580	320	450	190	185	--	--	--	--
Owner - Propriétaires	1,445	450	355	475	165	285	135	120	--	--	--	--
Tenant - Locataires	300	--	--	105	155	165	--	--	--	--	--	--
Mining and quarrying - Mines et carrières	1,490	155	265	590	480	1,465	--	105	115	265	700	235
Owner - Propriétaires	1,010	145	200	425	240	990	--	--	--	160	455	200
Tenant - Locataires	480	--	--	165	240	475	--	--	--	105	245	--
Manufacturing and mechanical <sup>3</sup> - Fabrication et mécanique <sup>3</sup>	20,730	3,920	3,445	7,940	5,425	18,620	670	3,815	6,690	4,705	2,310	430
Owner - Propriétaires	13,855	3,285	2,625	5,530	2,415	12,115	360	2,185	4,285	3,265	1,725	295
Tenant - Locataires	6,875	635	820	2,410	3,010	6,505	310	1,630	2,405	1,440	585	135
Construction	10,035	1,775	1,790	3,945	2,525	8,000	825	2,245	2,340	1,435	1,000	155
Owner - Propriétaires	7,030	1,525	1,385	2,915	1,205	5,425	650	1,525	1,455	965	720	110
Tenant - Locataires	3,005	250	405	1,030	1,320	2,575	175	720	885	470	280	--
Transportation and communication - Transports et communications	15,125	2,730	2,340	5,870	4,185	13,890	580	3,180	4,215	2,815	2,350	750
Owner - Propriétaires	8,945	2,165	1,630	3,605	1,545	7,990	360	1,750	2,430	1,555	1,390	505
Tenant - Locataires	6,180	565	710	2,265	2,640	5,900	220	1,430	1,785	1,260	960	245
Commercial - Commerce	7,110	1,095	975	2,945	2,095	6,615	255	1,485	1,890	1,055	1,210	720
Owner - Propriétaires	4,045	815	600	1,750	880	3,725	135	765	925	620	730	550
Tenant - Locataires	3,065	280	375	1,195	1,215	2,890	120	720	965	435	480	170

1. Up to June 1, 1951. - Jusqu'au 1<sup>er</sup> juin 1951.

2. Exclusive of wage-earner households with earnings of head "not stated" or "nil". - Moins les ménages de salariés dont le gain du chef n'est pas déclaré ou dont le chef ne déclare aucun gain.

3. Includes electric light and power production, and stationary engineering. - Comprend l'éclairage et l'énergie électriques, et les mécaniciens de machines fixes.

4. Includes "not stated" occupations. - Comprend les occupations "non déclarées".

TABLE 110. Households with male heads by occupation group of household head and tenure, showing first year of occupancy by present head, and earnings of wage-earner heads, for provinces and cities of 100,000 population and over, 1951 - Continued

TABLEAU 110. Ménages avec chefs masculins selon le groupe d'occupation du chef et le mode d'occupation du logement, première année d'occupation par le chef actuel et gain des chefs salariés, provinces et cités de 100,000 et plus, 1951 - suite

Occupation group of household head and tenure Groupe d'occupation du chef de ménage et mode d'occupation du logement	Total	Year of occupancy Année d'occupation				Wage-earner households <sup>2</sup> Ménages de salariés <sup>2</sup>	Earnings of head Gain du chef					
		Before 1941 Avant 1941	1941-45	1946-49	1950-51 <sup>1</sup>		Under \$1,000 Moins de \$1,000	\$1,000-1,999	\$2,000-2,499	\$2,500-2,999	\$3,000-3,999	\$4,000 and over \$4,000 et plus
<b>MANITOBA - Con. - fin</b>												
Financial - Finance .....	1,400	260	240	535	365	940	--	--	150	140	290	245
Owner - Propriétaires .....	895	200	155	370	170	545	--	--	--	--	175	205
Tenant - Locataires .....	505	--	--	165	195	395	--	--	--	--	115	--
Service (other than professional) - Services (autres que professionnels) .....	9,435	1,665	1,355	3,140	3,275	8,595	850	2,890	2,880	1,155	595	225
Owner - Propriétaires .....	4,775	1,330	890	1,735	820	4,150	470	1,495	1,335	570	245	--
Tenant - Locataires .....	4,660	335	465	1,405	2,455	4,445	380	1,395	1,545	585	350	190
Labourers (not agricultural, fishing, logging, or mining) - Manoeuvres (sauf l'agricul- ture, la pêche, l'abatage et les mines)	8,665	1,430	1,295	3,480	2,460	8,455	1,390	3,590	2,845	465	145	--
Owner - Propriétaires .....	5,525	1,245	995	2,270	1,015	5,390	940	2,125	1,860	365	--	--
Tenant - Locataires .....	3,140	185	300	1,210	1,445	3,065	450	1,465	985	100	--	--
<b>Winnipeg</b>												
All occupations <sup>3</sup> - Toutes occupations <sup>3</sup>	47,705	9,400	7,885	16,945	13,475	40,650	1,765	8,365	12,805	7,670	6,110	3,935
Owner - Propriétaires .....	25,885	7,130	5,005	9,210	4,540	21,050	575	3,250	6,305	4,415	3,695	2,810
Tenant - Locataires .....	21,820	2,270	2,880	7,735	8,935	19,600	1,190	5,115	6,500	3,255	2,415	1,125
Proprietary and managerial - Propriété et administration .....	7,860	1,830	1,590	2,780	1,660	4,080	--	--	350	490	1,055	2,080
Owner - Propriétaires .....	5,380	1,485	1,245	1,780	870	2,665	--	--	155	275	695	1,490
Tenant - Locataires .....	2,480	345	345	1,000	790	1,415	--	--	195	215	360	590
Professional - Professions .....	3,420	825	470	1,225	900	2,595	--	165	260	500	920	665
Owner - Propriétaires .....	2,140	660	355	815	310	1,505	--	--	--	230	595	515
Tenant - Locataires .....	1,280	165	115	410	590	1,090	--	100	175	270	325	150
Clerical - Bureaux .....	4,340	920	640	1,540	1,240	4,310	--	980	1,700	1,000	510	--
Owner - Propriétaires .....	1,980	655	320	875	330	1,970	--	325	710	560	340	--
Tenant - Locataires .....	2,360	265	320	865	910	2,340	--	655	990	440	170	--
Agricultural - Agriculture .....	445	--	--	145	135	280	105	110	--	--	--	--
Owner - Propriétaires .....	240	--	--	--	--	125	--	--	--	--	--	--
Tenant - Locataires .....	205	--	--	--	100	155	--	--	--	--	--	--
Fishing, trapping, and logging - Pêche trappage et abatage .....	--	--	--	--	--	--	--	--	--	--	--	--
Owner - Propriétaires .....	--	--	--	--	--	--	--	--	--	--	--	--
Tenant - Locataires .....	--	--	--	--	--	--	--	--	--	--	--	--
Mining and quarrying - Mines et carrières	--	--	--	--	--	--	--	--	--	--	--	--
Owner - Propriétaires .....	--	--	--	--	--	--	--	--	--	--	--	--
Tenant - Locataires .....	--	--	--	--	--	--	--	--	--	--	--	--
Manufacturing and mechanical <sup>4</sup> - Fabrica- tion et mécanique <sup>4</sup> .....	9,715	1,960	1,555	3,355	2,845	9,220	280	1,710	3,575	2,430	1,055	170
Owner - Propriétaires .....	5,455	1,525	1,015	1,925	990	5,110	--	640	1,965	1,585	715	120
Tenant - Locataires .....	4,260	435	540	1,430	1,855	4,110	195	1,070	1,610	845	340	--
Construction .....	3,815	715	730	1,265	1,105	3,235	170	740	1,280	665	340	--
Owner - Propriétaires .....	2,035	540	405	655	435	1,680	--	330	635	385	230	--
Tenant - Locataires .....	1,780	175	325	610	670	1,555	100	410	645	280	110	--
Transportation and communication - Trans- ports et communications .....	5,710	985	960	2,065	1,700	5,495	100	1,060	1,725	1,155	1,100	355
Owner - Propriétaires .....	2,690	725	565	970	430	2,575	--	320	800	635	575	225
Tenant - Locataires .....	3,020	260	395	1,095	1,270	2,920	--	740	925	520	525	130
Commercial - Commerce .....	3,320	560	450	1,320	990	3,065	125	475	895	535	650	385
Owner - Propriétaires .....	1,575	365	230	715	265	1,445	--	195	405	255	285	265
Tenant - Locataires .....	1,745	195	220	605	725	1,620	--	280	490	280	365	120
Financial - Finance .....	750	145	150	235	220	525	--	--	--	--	165	140
Owner - Propriétaires .....	385	--	--	125	--	250	--	--	--	--	--	120
Tenant - Locataires .....	365	--	--	110	140	275	--	--	--	--	--	--
Service (other than professional) - Services (autres que professionnels) .....	4,210	815	700	1,445	1,250	3,900	385	1,300	1,305	610	250	--
Owner - Propriétaires .....	1,935	580	370	860	325	1,740	110	540	605	335	135	--
Tenant - Locataires .....	2,275	235	330	785	925	2,160	275	760	700	275	115	--
Labourers (not agricultural, fishing, logging, or mining) - Manoeuvres (sauf l'agricul- ture, la pêche, l'abatage et les mines)	3,930	530	515	1,525	1,360	3,880	380	1,665	1,555	210	--	--
Owner - Propriétaires .....	1,980	400	335	785	460	1,955	160	740	875	140	--	--
Tenant - Locataires .....	1,950	130	180	740	900	1,925	220	925	680	--	--	--

1. Up to June 1, 1951. - Jusqu'au 1<sup>er</sup> juin 1951.

2. Exclusive of wage-earner households with earnings of head "not stated" or "nil". - Moins les ménages de salariés dont le gain du chef n'est pas déclaré ou dont le chef ne déclare aucun gain.

3. Includes "not stated" occupations. - Comprend les occupations "non déclarées".

4. Includes electric light and power production, and stationary enginemen. - Comprend l'éclairage et l'énergie électriques, et les mécaniciens de machines fixes.

TABLE 110. Households with male heads by occupation group of household head and tenure, showing first year of occupancy by present head, and earnings of wage-earner heads, for provinces and cities of 100,000 population and over, 1951 - Continued

TABLEAU 110. Ménages avec chefs masculins selon le groupe d'occupation du chef et le mode d'occupation du logement, première année d'occupation par le chef actuel et gain des chefs salariés, provinces et cités de 100,000 et plus, 1951 - suite

Occupation group of household head and tenure Groupe d'occupation du chef de ménage et mode d'occupation du logement	Total	Year of occupancy Année d'occupation				Wage-earner households <sup>2</sup> Ménages de salariés <sup>2</sup>	Earnings of head Gain du chef					
		Before 1941 Avant 1941	1941-45	1946-49	1950-51 <sup>1</sup>		Under \$1,000 Moins de \$1,000	\$1,000-1,999	\$2,000-2,499	\$2,500-2,999	\$3,000-3,999	\$4,000 and over \$4,000 et plus
<b>SASKATCHEWAN</b>												
<b>All occupations<sup>3</sup> - Toutes occupations<sup>3</sup> .....</b>	<b>173,845</b>	<b>54,050</b>	<b>30,245</b>	<b>59,675</b>	<b>29,875</b>	<b>60,875</b>	<b>6,780</b>	<b>17,365</b>	<b>15,865</b>	<b>9,570</b>	<b>7,795</b>	<b>3,500</b>
Owner - Propriétaires .....	128,295	48,420	24,280	41,645	13,950	33,055	3,950	9,080	8,465	5,230	4,245	2,085
Tenant - Locataires .....	45,550	5,630	5,965	18,030	15,925	27,820	2,830	8,285	7,400	4,340	3,550	1,415
Proprietary and managerial - Propriété et administration .....	16,300	3,225	2,850	6,640	3,585	6,625	170	810	1,075	1,085	1,895	1,590
Owner - Propriétaires .....	11,695	2,810	2,310	4,610	1,965	3,840	125	500	560	530	1,110	995
Tenant - Locataires .....	4,605	445	540	2,030	1,620	2,785	--	310	515	535	785	595
Professional - Professions .....	6,370	770	900	2,515	2,185	5,025	280	1,125	1,015	875	1,075	655
Owner - Propriétaires .....	2,900	580	540	1,205	575	1,935	--	250	315	375	580	360
Tenant - Locataires .....	3,470	190	360	1,310	1,610	3,090	225	875	700	500	495	295
Clerical - Bureaux .....	4,125	645	615	1,685	1,180	4,060	245	955	1,535	955	345	--
Owner - Propriétaires .....	2,320	525	360	1,025	410	2,285	160	485	840	600	180	--
Tenant - Locataires .....	1,805	120	255	660	770	1,775	--	470	695	355	165	--
Agricultural - Agriculture .....	95,790	41,420	17,365	27,865	9,140	3,105	1,675	1,175	170	--	--	--
Owner - Propriétaires .....	80,480	38,105	14,925	21,690	5,760	1,385	825	420	--	--	--	--
Tenant - Locataires .....	15,310	3,315	2,440	6,175	3,380	1,720	850	755	--	--	--	--
Fishing, trapping, and logging - Pêche, trappage et abatage .....	1,340	285	195	540	320	265	--	140	--	--	--	--
Owner - Propriétaires .....	1,170	280	195	490	205	155	--	--	--	--	--	--
Tenant - Locataires .....	170	--	--	--	115	110	--	--	--	--	--	--
Mining and quarrying - Mines et carrières .....	455	--	--	200	165	385	--	--	--	--	130	--
Owner - Propriétaires .....	295	--	--	150	--	235	--	--	--	--	--	--
Tenant - Locataires .....	160	--	--	--	--	150	--	--	--	--	--	--
Manufacturing and mechanical <sup>4</sup> - Fabrication et mécanique <sup>4</sup> .....	10,595	1,565	1,870	4,455	2,705	7,990	480	2,375	2,610	1,495	930	100
Owner - Propriétaires .....	7,085	1,355	1,500	3,105	1,125	4,925	265	1,370	1,645	1,000	590	--
Tenant - Locataires .....	3,510	210	370	1,350	1,580	3,065	215	1,005	965	495	340	--
Construction .....	5,820	1,020	1,080	2,230	1,490	3,930	695	1,395	855	630	320	--
Owner - Propriétaires .....	4,250	900	870	1,700	780	2,725	490	950	600	475	190	--
Tenant - Locataires .....	1,570	120	210	530	710	1,205	205	445	255	155	130	--
Transportation and communication - Transports et communications .....	13,250	1,970	2,150	5,570	3,560	11,685	835	2,845	3,285	2,135	1,930	655
Owner - Propriétaires .....	7,075	1,485	1,455	3,005	1,130	5,950	405	1,465	1,705	985	995	395
Tenant - Locataires .....	6,175	485	695	2,565	2,430	5,735	430	1,380	1,580	1,150	935	260
Commercial - Commerce .....	7,825	1,050	1,305	3,100	2,370	7,460	360	2,330	2,610	1,235	715	210
Owner - Propriétaires .....	3,595	670	745	1,490	690	3,390	200	1,060	1,115	575	335	105
Tenant - Locataires .....	4,230	380	560	1,610	1,680	4,070	160	1,270	1,495	660	380	105
Financial - Finance .....	840	235	135	265	205	440	--	--	--	--	110	105
Owner - Propriétaires .....	555	205	100	175	--	230	--	--	--	--	--	--
Tenant - Locataires .....	285	--	--	--	130	210	--	--	--	--	--	--
Service (other than professional) - Services (autres que professionnels) .....	5,785	1,035	920	2,335	1,495	5,050	710	2,065	1,375	545	300	--
Owner - Propriétaires .....	3,265	800	645	1,325	495	2,725	460	1,155	710	295	--	--
Tenant - Locataires .....	2,520	235	275	1,010	1,000	2,325	250	910	665	250	210	--
Labourers (not agricultural, fishing, logging, or mining) - Manœuvres (sauf l'agriculture, la pêche, l'abatage et les mines) .....	4,895	675	725	2,115	1,380	4,780	1,195	2,005	1,170	380	--	--
Owner - Propriétaires .....	3,305	570	555	1,550	630	3,225	865	1,260	830	250	--	--
Tenant - Locataires .....	1,590	105	170	565	750	1,555	330	745	340	130	--	--
<b>ALBERTA</b>												
<b>All occupations<sup>3</sup> - Toutes occupations<sup>3</sup> .....</b>	<b>198,715</b>	<b>48,365</b>	<b>30,115</b>	<b>68,640</b>	<b>51,595</b>	<b>99,810</b>	<b>7,585</b>	<b>21,840</b>	<b>27,530</b>	<b>18,000</b>	<b>16,110</b>	<b>8,745</b>
Owner - Propriétaires .....	141,700	43,330	24,760	50,135	23,475	56,580	3,785	11,110	15,255	10,825	9,835	5,770
Tenant - Locataires .....	57,015	5,035	5,355	18,505	28,120	43,230	3,800	10,730	12,275	7,175	6,275	2,975
Proprietary and managerial - Propriété et administration .....	21,825	3,665	3,265	8,535	6,360	9,395	160	520	1,210	1,385	2,700	3,420
Owner - Propriétaires .....	15,850	3,195	2,730	6,445	3,480	5,905	115	310	725	765	1,660	2,330
Tenant - Locataires .....	5,975	470	535	2,090	2,880	3,490	--	210	485	620	1,040	1,090
Professional - Professions .....	9,675	1,110	965	3,850	3,750	7,785	375	780	980	1,340	2,450	1,860
Owner - Propriétaires .....	5,310	945	680	2,270	1,415	3,890	110	210	315	660	1,335	1,260
Tenant - Locataires .....	4,365	165	285	1,580	2,335	3,895	265	570	665	680	1,115	600

1. Up to June 1, 1951. - Jusqu'au 1<sup>er</sup> juin 1951.

2. Exclusive of wage-earner households with earnings of head "not stated" or "nil". - Moins les ménages de salariés dont le gain du chef n'est pas déclaré ou dont le chef ne déclare aucun gain.

3. Includes "not stated" occupations. - Comprend les occupations "non déclarées".

4. Includes electric light and power production, and stationary enginemen. - Comprend l'éclairage et l'énergie électriques, et les mécaniciens de machines fixes.



TABLE 110. Households with male heads by occupation group of household head and tenure, showing first year of occupancy by present head, and earnings of wage-earner heads, for provinces and cities of 100,000 population and over, 1951 - Continued  
 TABLEAU 110. Ménages avec chefs masculins selon le groupe d'occupation du chef et le mode d'occupation du logement, première année d'occupation par le chef actuel et gain des chefs salariés, provinces et cités de 100,000 et plus, 1951 - suite

Occupation group of household head and tenure Groupe d'occupation du chef de ménage et mode d'occupation du logement	Total	Year of occupancy Année d'occupation				Wage-earner households <sup>2</sup> Ménages de salariés <sup>2</sup>	Earnings of head Gain du chef					
		Before 1941 Avant 1941	1941-45	1946-49	1950-51 <sup>1</sup>		Under \$1,000 Moins de \$1,000	\$1,000-1,999	\$2,000-2,499	\$2,500-2,999	\$3,000-3,999	\$4,000 and over \$4,000 et plus
<b>ALBERTA - Con. - suite</b>												
Clerical - Bureaux .....	6,855	1,075	775	2,625	2,380	6,785	415	1,500	2,705	1,465	655	--
Owner - Propriétaires .....	4,050	830	515	1,695	1,010	4,005	210	800	1,555	980	430	--
Tenant - Locataires .....	2,805	245	260	930	1,370	2,780	205	700	1,150	485	225	--
Agricultural - Agriculture .....	77,405	30,940	13,950	22,840	9,675	4,315	1,535	2,130	430	165	--	--
Owner - Propriétaires .....	66,675	29,220	12,415	19,110	5,930	1,410	515	610	195	--	--	--
Tenant - Locataires .....	10,730	1,720	1,535	3,730	3,745	2,905	1,020	1,520	235	105	--	--
Fishing, trapping, and logging - Pêche, trappage et abataje .....	1,325	295	250	400	380	435	135	170	100	--	--	--
Owner - Propriétaires .....	920	260	230	280	150	190	--	--	--	--	--	--
Tenant - Locataires .....	405	--	--	120	230	245	--	--	--	--	--	--
Mining and quarrying - Mines et carrières .....	4,935	1,130	710	1,635	1,460	4,760	190	730	1,070	1,050	1,210	510
Owner - Propriétaires .....	3,200	965	555	1,095	585	3,090	--	415	755	785	765	300
Tenant - Locataires .....	1,735	165	155	540	875	1,670	120	315	315	265	445	210
Manufacturing and mechanical <sup>3</sup> - Fabrication et mécanique <sup>3</sup> .....	18,190	2,400	2,530	7,110	6,150	15,645	525	2,835	5,495	3,875	2,510	405
Owner - Propriétaires .....	11,625	1,970	1,950	4,995	2,710	9,570	250	1,550	3,255	2,560	1,645	310
Tenant - Locataires .....	6,565	430	580	2,115	3,440	6,075	275	1,285	2,240	1,315	865	--
Construction .....	13,015	1,480	1,655	4,830	5,050	10,105	915	2,435	2,850	2,110	1,565	230
Owner - Propriétaires .....	8,335	1,225	1,345	3,515	2,250	6,180	490	1,510	1,695	1,345	1,000	140
Tenant - Locataires .....	4,680	255	310	1,315	2,800	3,925	425	925	1,155	765	565	--
Transportation and communication - Transports et communications .....	16,820	2,250	2,345	6,145	6,080	14,835	675	2,930	4,635	2,960	2,610	1,025
Owner - Propriétaires .....	9,710	1,690	1,760	4,080	2,180	8,370	385	1,505	2,545	1,625	1,615	695
Tenant - Locataires .....	7,110	560	585	2,065	3,900	6,465	290	1,425	2,090	1,335	995	330
Commercial - Commerce .....	8,570	1,150	1,165	3,330	2,925	8,095	310	1,560	2,715	1,620	1,235	655
Owner - Propriétaires .....	4,450	730	705	1,910	1,105	4,150	140	710	1,275	870	740	415
Tenant - Locataires .....	4,120	420	460	1,420	1,820	3,945	170	850	1,440	750	495	240
Financial - Finance .....	1,890	295	225	655	715	1,080	--	125	145	175	310	270
Owner - Propriétaires .....	1,335	265	170	515	385	665	--	--	--	110	190	190
Tenant - Locataires .....	555	--	--	140	330	415	--	--	--	--	120	--
Service (other than professional) - Services (autres que professionnels) .....	9,685	1,520	1,170	3,710	3,285	8,800	755	2,990	2,930	1,195	645	285
Owner - Propriétaires .....	5,130	1,145	830	2,110	1,045	4,495	460	1,615	1,430	600	305	--
Tenant - Locataires .....	4,555	375	340	1,600	2,240	4,305	295	1,375	1,500	595	340	200
Labourers (not agricultural, fishing, logging, or mining) - Manoeuvres (sauf l'agriculture, la pêche, l'abatage et les mines) .....	7,870	930	1,040	2,760	3,140	7,670	1,510	3,110	2,235	620	175	--
Owner - Propriétaires .....	4,720	780	825	1,975	1,140	4,600	930	1,720	1,380	440	125	--
Tenant - Locataires .....	3,150	150	215	785	2,000	3,070	580	1,390	855	180	--	--
<b>Calgary</b>												
All occupations <sup>4</sup> - Toutes occupations <sup>4</sup> .....	27,370	4,290	3,390	9,825	9,865	23,160	940	3,495	6,530	5,005	4,345	2,845
Owner - Propriétaires .....	15,295	3,105	2,405	6,405	4,380	13,205	355	1,595	3,450	3,110	2,735	1,960
Tenant - Locataires .....	11,075	1,185	985	3,420	5,485	9,955	585	1,900	3,080	1,895	1,610	885
Proprietary and managerial - Propriété et administration .....	4,885	855	690	1,800	1,540	2,815	--	--	220	355	870	1,285
Owner - Propriétaires .....	3,425	660	550	1,350	865	1,860	--	--	135	200	560	910
Tenant - Locataires .....	1,460	195	140	450	675	955	--	--	--	155	310	375
Professional - Professions .....	2,625	360	220	955	1,090	2,140	--	100	180	325	720	755
Owner - Propriétaires .....	1,620	300	150	650	520	1,255	--	--	--	155	455	530
Tenant - Locataires .....	1,005	--	--	305	570	885	--	--	105	170	265	225
Clerical - Bureaux .....	2,155	335	245	805	770	2,145	--	400	850	515	265	--
Owner - Propriétaires .....	1,180	240	140	475	325	1,175	--	190	430	330	170	--
Tenant - Locataires .....	975	--	105	330	445	970	--	210	420	185	--	--
Agricultural - Agriculture .....	395	--	--	130	125	180	--	--	--	--	--	--
Owner - Propriétaires .....	275	--	--	--	--	100	--	--	--	--	--	--
Tenant - Locataires .....	120	--	--	--	--	--	--	--	--	--	--	--
Fishing, trapping, and logging - Pêche, trappage et abataje .....	--	--	--	--	--	--	--	--	--	--	--	--
Owner - Propriétaires .....	--	--	--	--	--	--	--	--	--	--	--	--
Tenant - Locataires .....	--	--	--	--	--	--	--	--	--	--	--	--
Mining and quarrying - Mines et carrières .....	--	--	--	--	--	--	--	--	--	--	--	--
Owner - Propriétaires .....	--	--	--	--	--	--	--	--	--	--	--	--
Tenant - Locataires .....	--	--	--	--	--	--	--	--	--	--	--	--

1. Up to June 1, 1951. - Jusqu'au 1<sup>er</sup> juin 1951.

2. Exclusive of wage-earner households with earnings of head "not stated" or "nil". - Moins les ménages de salariés dont le gain du chef n'est pas déclaré ou dont le chef ne déclare aucun gain.

3. Includes electric light and power production, and stationary enginemen. - Comprend l'éclairage et l'énergie électriques, et les mécaniciens de machines fixes.

4. Includes "not stated" occupations. - Comprend les occupations "non déclarées".

TABLE 110. Households with male heads by occupation group of household head and tenure, showing first year of occupancy by present head, and earnings of wage-earner heads, for provinces and cities of 100,000 population and over, 1951 - Continued

TABLEAU 110. Ménages avec chefs masculins selon le groupe d'occupation du chef et le mode d'occupation du logement, première année d'occupation par le chef actuel et gain des chefs salariés, provinces et cités de 100,000 et plus, 1951 - suite

Occupation group of household head and tenure Groupe d'occupation du chef de ménage et mode d'occupation du logement	Total	Year of occupancy Année d'occupation				Wage-earner household <sup>2</sup> Ménages de salariés <sup>2</sup>	Earnings of head Gain du chef					
		Before 1941 Avant 1941	1941-45	1946-49	1950-51 <sup>1</sup>		Under \$1,000 Moins de \$1,000	\$1,000-1,999	\$2,000-2,499	\$2,500-2,999	\$3,000-3,999	\$4,000 and over \$4,000 et plus
<b>ALBERTA - Con. - suite</b>												
<b>Calgary - Con. - fin</b>												
Manufacturing and mechanical <sup>3</sup> - Fabrication et mécanique <sup>3</sup>	4,285	730	610	1,525	1,420	4,020	--	450	1,500	1,190	690	110
Owner - Propriétaires	2,640	510	445	985	700	2,435	--	205	825	825	470	--
Tenant - Locataires	1,645	220	165	540	720	1,585	--	245	675	365	220	--
Construction	2,795	385	335	965	1,110	2,375	145	410	700	680	420	--
Owner - Propriétaires	1,600	285	255	605	455	1,315	--	185	370	455	265	--
Tenant - Locataires	1,195	100	--	360	655	1,060	115	225	330	225	155	--
Transportation and communication - Transports et communications	3,005	485	365	1,135	1,020	2,850	--	380	955	755	505	205
Owner - Propriétaires	1,700	350	250	675	425	1,620	--	145	535	465	305	140
Tenant - Locataires	1,305	135	115	460	595	1,230	--	235	420	290	200	--
Commercial - Commerce	2,055	315	195	720	825	1,950	--	230	520	470	420	250
Owner - Propriétaires	1,110	230	110	460	310	1,050	--	110	270	265	225	160
Tenant - Locataires	945	--	--	260	515	900	--	120	250	205	195	--
Financial - Finance	680	105	--	210	290	470	--	--	--	--	140	115
Owner - Propriétaires	470	--	--	175	165	300	--	--	--	--	--	--
Tenant - Locataires	210	--	--	--	125	170	--	--	--	--	--	--
Service (other than professional) - Services (autres que professionnels)	2,830	515	300	1,030	985	2,625	165	750	925	465	255	--
Owner - Propriétaires	1,360	300	175	570	315	1,220	--	330	445	220	155	--
Tenant - Locataires	1,470	215	125	460	670	1,405	115	420	480	245	100	--
Labourers (not agricultural, fishing, logging, or mining) - Manoeuvres (sauf l'agriculture, la pêche, l'abatage et les mines)	1,545	135	270	495	645	1,530	180	580	585	145	--	--
Owner - Propriétaires	845	100	210	325	210	835	--	290	320	110	--	--
Tenant - Locataires	700	--	--	170	435	695	100	290	265	--	--	--
<b>Edmonton</b>												
All occupations <sup>4</sup> - Toutes occupations <sup>4</sup>	33,020	3,955	4,265	12,240	12,560	27,530	1,240	4,870	7,640	5,260	5,240	3,280
Owner - Propriétaires	20,390	3,260	3,165	8,485	5,480	16,420	565	2,480	4,305	3,305	3,460	2,305
Tenant - Locataires	12,630	695	1,100	3,755	7,080	11,110	675	2,390	3,335	1,955	1,780	975
Proprietary and managerial - Propriété et administration	5,375	710	735	2,110	1,820	2,835	--	--	275	350	835	1,305
Owner - Propriétaires	3,800	600	590	1,600	1,010	1,915	--	--	160	165	560	995
Tenant - Locataires	1,575	110	145	510	810	920	--	--	115	185	275	310
Professional - Professions	3,055	320	380	1,235	1,120	2,410	110	115	250	415	845	675
Owner - Propriétaires	2,035	300	300	895	540	1,515	--	--	105	270	570	495
Tenant - Locataires	1,020	--	--	340	580	895	--	--	145	145	275	180
Clerical - Bureaux	2,700	475	295	995	935	2,675	125	615	1,040	585	295	--
Owner - Propriétaires	1,605	360	185	680	380	1,595	--	330	605	395	205	--
Tenant - Locataires	1,095	115	110	315	555	1,080	--	285	435	190	--	--
Agricultural - Agriculture	430	--	--	180	120	205	--	--	--	--	--	--
Owner - Propriétaires	305	--	--	135	--	120	--	--	--	--	--	--
Tenant - Locataires	125	--	--	--	--	--	--	--	--	--	--	--
Fishing, trapping, and logging - Pêche, trappage et abatage	--	--	--	--	--	--	--	--	--	--	--	--
Owner - Propriétaires	--	--	--	--	--	--	--	--	--	--	--	--
Tenant - Locataires	--	--	--	--	--	--	--	--	--	--	--	--
Mining and quarrying - Mines et carrières	340	--	--	105	185	320	--	--	--	--	--	120
Owner - Propriétaires	160	--	--	--	--	145	--	--	--	--	--	--
Tenant - Locataires	180	--	--	--	145	175	--	--	--	--	--	--
Manufacturing and mechanical <sup>3</sup> - Fabrication et mécanique <sup>3</sup>	4,735	540	600	1,830	1,765	4,440	--	615	1,595	1,190	790	155
Owner - Propriétaires	3,000	465	450	1,235	850	2,790	--	310	1,005	765	550	130
Tenant - Locataires	1,735	--	150	595	915	1,650	--	305	590	425	240	--
Construction	4,065	330	545	1,455	1,735	3,400	230	675	960	700	715	120
Owner - Propriétaires	2,475	285	390	1,035	765	2,005	130	380	550	415	460	--
Tenant - Locataires	1,590	--	155	420	970	1,395	100	295	410	285	255	--
Transportation and communication - Transports et communications	3,720	445	520	1,270	1,485	3,485	--	530	1,065	760	735	305
Owner - Propriétaires	2,160	360	405	885	510	2,050	--	245	590	450	500	225
Tenant - Locataires	1,560	--	115	385	975	1,435	--	285	475	310	235	--
Commercial - Commerce	2,515	250	335	950	980	2,395	--	280	635	550	565	295
Owner - Propriétaires	1,415	145	190	650	430	1,355	--	--	320	355	365	185
Tenant - Locataires	1,100	105	145	300	550	1,040	--	190	315	195	200	110

1. Up to June 1, 1951. - Jusqu'au 1<sup>er</sup> juin 1951.

2. Exclusive of wage-earner households with earnings of head "not stated" or "nil". - Moins les ménages de salariés dont le gain du chef n'est pas déclaré ou dont le chef ne déclare aucun gain.

3. Includes electric light and power production, and stationary enginemen. - Comprend l'éclairage et l'énergie électriques, et les mécaniciens de machines fixes.

4. Includes "not stated" occupations. - Comprend les occupations "non déclarées".

TABLE 110. Households with male heads by occupation group of household head and tenure, showing first year of occupancy by present head, and earnings of wage-earner heads, for provinces and cities of 100,000 population and over, 1951 - Continued  
 TABLEAU 110. Ménages avec chefs masculins selon le groupe d'occupation du chef et le mode d'occupation du logement, première année d'occupation par le chef actuel et gain des chefs salariés, provinces et cités de 100,000 et plus, 1951 - suite

Occupation group of household head and tenure Groupe d'occupation du chef de ménage et mode d'occupation du logement	Total	Year of occupancy Année d'occupation			Wage-earner households <sup>2</sup> Ménages de salariés <sup>2</sup>	Earnings of head Gain du chef						
		Before 1941 Avant 1941	1941-45	1946-49		1950-51 <sup>1</sup>	Under \$1,000 Moins de \$1,000	\$1,000-1,999	\$2,000-2,499	\$2,500-2,999	\$3,000-3,999	\$4,000 and over \$4,000 et plus
<b>ALBERTA - Con.-fin</b>												
<b>Edmonton - Con.-fin</b>												
Financial - Finance .....	730	--	--	225	325	430	--	--	--	--	110	125
Owner - Propriétaires .....	505	--	--	180	170	260	--	--	--	--	--	--
Tenant - Locataires .....	225	--	--	--	155	170	--	--	--	--	--	--
Service (other than professional) - Services (autres que professionnels) .....	3,110	405	385	1,220	1,100	2,885	160	975	980	385	220	165
Owner - Propriétaires .....	1,630	315	290	660	365	1,495	--	495	485	255	110	--
Tenant - Locataires .....	1,480	--	--	560	735	1,390	--	480	495	130	110	100
Labourers (not agricultural, fishing, logging, or mining) - Manœuvres (sauf l'agricul- ture, la pêche, l'abatage et les mines) ..	2,065	270	265	615	915	2,010	260	820	690	195	--	--
Owner - Propriétaires .....	1,180	230	215	415	320	1,160	150	435	400	155	--	--
Tenant - Locataires .....	885	--	--	200	595	850	110	385	290	--	--	--
<b>BRITISH COLUMBIA</b>												
All occupations <sup>3</sup> - Toutes occupations <sup>3</sup> .....	240,320	37,265	34,305	93,235	75,515	179,805	10,950	32,100	47,930	39,345	34,770	14,710
Owner - Propriétaires .....	165,100	32,355	27,690	69,740	35,315	116,260	6,370	18,910	30,885	26,390	23,525	10,180
Tenant - Locataires .....	75,220	4,910	6,615	23,495	40,200	63,545	4,580	13,190	17,045	12,955	11,245	4,530
Proprietary and managerial - Propriété et administration .....	31,185	5,510	4,885	12,105	8,685	13,845	115	560	1,335	2,065	4,215	5,555
Owner - Propriétaires .....	23,040	4,860	4,010	9,300	4,870	9,670	--	305	855	1,390	2,995	4,045
Tenant - Locataires .....	8,145	650	875	2,805	3,815	4,175	--	255	480	675	1,220	1,510
Professional - Professions .....	15,135	2,040	1,805	6,025	5,265	11,635	385	735	1,435	2,000	4,055	3,025
Owner - Propriétaires .....	9,845	1,775	1,435	4,270	2,365	7,170	150	260	650	1,195	2,655	2,260
Tenant - Locataires .....	5,290	265	370	1,755	2,900	4,465	235	475	785	805	1,400	765
Clerical - Bureaux .....	11,275	1,645	1,340	4,590	3,700	11,100	570	2,000	3,925	3,030	1,425	150
Owner - Propriétaires .....	7,700	1,445	1,005	3,410	1,840	7,580	380	1,260	2,650	2,185	990	115
Tenant - Locataires .....	3,575	200	335	1,180	1,860	3,520	190	740	1,275	845	435	--
Agricultural - Agriculture .....	21,045	6,165	3,935	7,260	3,685	3,665	1,015	1,715	645	185	--	--
Owner - Propriétaires .....	18,000	5,875	3,620	6,325	2,180	1,755	560	700	355	105	--	--
Tenant - Locataires .....	3,045	290	315	935	1,505	1,910	455	1,015	290	--	--	--
Fishing, trapping, and logging - Pêche, trappage et abatage .....	12,550	1,725	1,625	4,775	4,425	7,815	780	1,930	1,910	1,325	1,235	635
Owner - Propriétaires .....	8,335	1,580	1,390	3,560	1,805	4,630	450	1,110	1,180	750	805	335
Tenant - Locataires .....	4,215	145	235	1,215	2,620	3,185	330	820	730	575	430	300
Mining and quarrying - Mines et carrières ..	4,305	755	585	1,510	1,455	3,980	215	580	1,105	1,000	955	125
Owner - Propriétaires .....	2,530	635	375	1,000	520	2,310	130	320	570	605	635	--
Tenant - Locataires .....	1,775	120	210	510	935	1,670	--	260	535	395	320	--
Manufacturing and mechanical <sup>4</sup> - Fabrica- tion et mécanique .....	42,905	6,075	6,390	16,980	13,460	39,435	1,415	5,280	11,235	11,125	8,850	1,530
Owner - Propriétaires .....	28,915	5,025	5,070	12,545	6,275	26,515	835	3,215	7,620	7,855	6,020	970
Tenant - Locataires .....	13,990	1,050	1,320	4,435	7,185	12,920	580	2,065	3,615	3,270	2,830	560
Construction .....	21,705	2,995	3,310	8,920	6,480	17,050	1,270	3,565	4,370	4,220	3,255	370
Owner - Propriétaires .....	16,000	2,585	2,800	7,290	3,325	12,155	840	2,440	3,185	3,130	2,340	220
Tenant - Locataires .....	5,705	410	510	1,630	3,155	4,895	430	1,125	1,185	1,090	915	150
Transportation and communication - Trans- ports et communications .....	27,785	3,635	3,490	10,965	9,695	25,575	940	3,795	7,920	6,585	5,045	1,290
Owner - Propriétaires .....	17,480	3,030	2,570	7,765	4,115	15,875	530	2,015	4,805	4,235	3,405	885
Tenant - Locataires .....	10,305	605	920	3,200	5,580	9,700	410	1,780	3,115	2,350	1,640	405
Commercial - Commerce .....	11,810	1,355	1,440	4,425	4,590	11,005	445	1,790	2,900	2,450	2,445	975
Owner - Propriétaires .....	7,610	1,125	1,165	3,210	2,110	7,055	225	1,085	1,795	1,645	1,610	695
Tenant - Locataires .....	4,200	230	275	1,215	2,480	3,950	220	705	1,105	805	835	280
Financial - Finance .....	3,665	475	560	1,415	1,215	2,150	110	320	260	310	625	525
Owner - Propriétaires .....	2,580	390	450	1,065	675	1,430	--	180	175	195	395	405
Tenant - Locataires .....	1,085	--	110	350	540	720	--	140	--	115	230	120
Service (other than professional) - Services (autres que professionnels) .....	17,590	2,420	2,270	6,715	6,185	15,855	1,510	4,420	4,790	2,630	2,045	460
Owner - Propriétaires .....	10,400	1,965	1,665	4,375	2,395	9,235	830	2,595	2,870	1,505	1,285	170
Tenant - Locataires .....	7,190	455	605	2,340	3,790	6,620	680	1,825	1,920	1,125	780	290
Labourers (not agricultural, fishing, logging, or mining) - Manœuvres (sauf l'agricul- ture, la pêche, l'abatage et les mines) ..	16,690	2,040	2,375	6,485	5,790	16,380	2,095	5,340	6,015	2,375	530	--
Owner - Propriétaires .....	10,850	1,720	1,900	4,835	2,395	10,655	1,230	3,375	4,105	1,565	365	--
Tenant - Locataires .....	5,840	320	475	1,650	3,395	5,725	865	1,965	1,910	810	165	--

1. Up to June 1, 1951. - Jusqu'au 1<sup>er</sup> juin 1951.

2. Exclusive of wage-earner households with earnings of head "not stated" or "nil". - Moins les ménages de salariés dont le gain du chef n'est pas déclaré ou dont le chef ne déclare aucun gain.

3. Includes "not stated" occupations. - Comprend les occupations "non déclarées".

4. Includes electric light and power production, and stationary engines. - Comprend l'éclairage et l'énergie électriques, et les mécaniciens de machines fixes.

TABLE 110. Households with male heads by occupation group of household head and tenure, showing first year of occupancy by present head, and earnings of wage-earner heads, for provinces and cities of 100,000 population and over, 1951 - Concluded

TABLEAU 110. Ménages avec chefs masculins selon le groupe d'occupation du chef et le mode d'occupation du logement, première année d'occupation par le chef actuel et gain des chefs salariés, provinces et cités de 100,000 et plus, 1951 - fin

Occupation group of household head and tenure Groupe d'occupation du chef de ménage et mode d'occupation du logement	Total	Year of occupancy Année d'occupation				Wage-earner households <sup>2</sup> Ménages de salariés <sup>2</sup>	Earnings of head Gain du chef					
		Before 1941 - Avant 1941	1941-45	1946-49	1950-51 <sup>1</sup>		Under \$1,000 - Moins de \$1,000	\$1,000-1,999	\$2,000-2,499	\$2,500-2,999	\$3,000-3,999	\$4,000 and over - \$4,000 et plus
		<b>BRITISH COLUMBIA—Con.—fin</b>										
<b>Vancouver</b>												
All occupations <sup>3</sup> - Toutes occupations <sup>3</sup> .....	69,040	11,550	10,620	25,410	21,460	55,600	2,890	8,420	15,080	11,955	11,190	6,065
Owner - Propriétaires .....	44,985	9,450	7,980	17,945	9,610	35,690	1,310	4,460	9,245	7,985	8,010	4,680
Tenant - Locataires .....	24,055	2,100	2,640	7,465	11,850	19,910	1,580	3,960	5,835	3,970	3,180	1,385
Proprietary and managerial - Propriété et administration.....	11,520	2,425	2,105	4,115	2,875	5,665	--	155	370	600	1,710	2,810
Owner - Propriétaires .....	8,280	2,090	1,645	3,045	1,500	4,160	--	--	225	405	1,220	2,210
Tenant - Locataires .....	3,240	335	460	1,070	1,375	1,505	--	--	145	195	490	600
Professional - Professions .....	5,530	855	795	2,160	1,720	4,020	180	230	370	620	1,385	1,235
Owner - Propriétaires .....	3,690	755	650	1,515	770	2,585	--	--	150	350	980	975
Tenant - Locataires .....	1,840	100	145	645	950	1,435	120	160	220	270	405	260
Clerical - Bureaux .....	4,665	730	600	1,760	1,575	4,605	255	820	1,680	1,285	520	--
Owner - Propriétaires .....	2,915	620	430	1,175	690	2,885	125	465	995	885	375	--
Tenant - Locataires .....	1,750	110	170	585	885	1,720	130	355	685	400	145	--
Agricultural - Agriculture .....	565	165	100	150	150	395	--	--	165	--	--	--
Owner - Propriétaires .....	355	130	--	110	--	225	--	--	110	--	--	--
Tenant - Locataires .....	210	--	--	--	105	170	--	--	--	--	--	--
Fishing, trapping, and logging - Pêche, trappage et abatage .....	1,215	110	165	475	465	690	--	135	140	105	135	115
Owner - Propriétaires .....	775	100	130	350	195	380	--	--	--	--	--	--
Tenant - Locataires .....	440	--	--	125	270	310	--	--	--	--	--	--
Mining and quarrying - Mines et carrières .....	--	--	--	--	--	--	--	--	--	--	--	--
Owner - Propriétaires .....	--	--	--	--	--	--	--	--	--	--	--	--
Tenant - Locataires .....	--	--	--	--	--	--	--	--	--	--	--	--
Manufacturing and mechanical <sup>4</sup> - Fabrication et mécanique <sup>4</sup> .....	12,770	2,155	1,975	4,615	4,025	11,735	370	1,590	3,755	3,195	2,430	395
Owner - Propriétaires .....	8,420	1,695	1,470	3,395	1,860	7,805	180	865	2,330	2,310	1,795	325
Tenant - Locataires .....	4,350	460	505	1,220	2,165	3,930	190	725	1,425	885	635	--
Construction .....	6,175	1,090	1,125	2,325	1,635	4,780	290	860	1,285	1,200	1,060	--
Owner - Propriétaires .....	4,425	925	910	1,815	775	3,290	155	495	895	855	820	--
Tenant - Locataires .....	1,750	165	215	510	860	1,490	135	365	390	345	240	--
Transportation and communication - Transports et communications .....	8,425	1,375	1,190	3,170	2,690	7,885	235	945	2,525	2,215	1,560	405
Owner - Propriétaires .....	5,385	1,125	810	2,250	1,200	5,035	110	460	1,580	1,440	1,160	285
Tenant - Locataires .....	3,040	250	380	920	1,490	2,850	125	485	945	775	400	120
Commercial - Commerce .....	5,200	700	705	1,865	1,930	4,860	190	560	1,200	1,105	1,215	590
Owner - Propriétaires .....	3,090	535	540	1,245	770	2,880	--	245	685	685	765	425
Tenant - Locataires .....	2,110	165	165	620	1,160	1,980	115	315	515	420	450	165
Financial - Finance .....	1,580	260	265	575	480	930	--	145	--	150	290	220
Owner - Propriétaires .....	1,020	205	185	420	210	565	--	--	--	--	170	160
Tenant - Locataires .....	560	--	--	155	270	365	--	--	--	--	120	--
Service (other than professional) - Services (autres que professionnels) .....	6,480	1,025	980	2,410	2,065	5,640	665	1,645	1,595	825	765	145
Owner - Propriétaires .....	3,895	795	715	1,470	915	3,385	315	955	955	525	550	--
Tenant - Locataires .....	2,585	230	265	940	1,150	2,255	350	690	640	300	215	--
Labourers (not agricultural, fishing, logging, or mining) - Manoeuvres (sauf l'agriculture, la pêche, l'abatage et les mines) .....	4,375	560	555	1,600	1,660	4,285	475	1,235	1,905	570	--	--
Owner - Propriétaires .....	2,475	400	400	1,045	630	2,430	175	655	1,190	330	--	--
Tenant - Locataires .....	1,900	160	155	555	1,030	1,855	300	580	715	240	--	--

1. Up to June 1, 1951. - Jusqu'au 1<sup>er</sup> juin 1951.

2. Exclusive of wage-earner households with earnings of head "not stated" or "nil". - Moins les ménages de salariés dont le gain du chef n'est pas déclaré ou dont le chef ne déclare aucun gain.

3. Includes "not stated" occupations. - Comprend les occupations "non déclarées".

4. Includes electric light and power production, and stationary engineering. - Comprend l'éclairage et l'énergie électriques, et les mécaniciens de machines fixes.

TABLE 111. Tenant non-farm households with male heads by occupation group of household head, showing monthly rent, for provinces and cities of 100,000 population and over, 1951

TABLEAU 111. Ménages de locataires non agricoles avec chefs masculins selon le groupe d'occupation du chef, et loyer mensuel, provinces et cités de 100,000 et plus, 1951

Occupation group of household head Groupe d'occupation du chef de ménage	Total	Monthly rent Loyer mensuel									
		No rent paid — Aucun loyer payé	\$1-14	\$15-19	\$20-24	\$25-29	\$30-39	\$40-49	\$50-59	\$60-69	\$70+
<b>CANADA</b>											
<b>All occupations<sup>1</sup> — Toutes occupations<sup>1</sup></b>	<b>872, 795</b>	<b>42, 825</b>	<b>63, 385</b>	<b>76, 330</b>	<b>99, 915</b>	<b>112, 485</b>	<b>168, 045</b>	<b>111, 900</b>	<b>73, 130</b>	<b>50, 500</b>	<b>74, 280</b>
Proprietary and managerial — Propriété et administration	101, 595	3, 140	3, 065	3, 950	5, 960	8, 665	16, 225	14, 135	12, 250	10, 170	24, 035
Professional — Professions	66, 565	7, 015	1, 530	1, 705	2, 795	4, 245	9, 520	9, 740	8, 750	7, 340	13, 925
Clerical — Bureaux	63, 030	1, 295	1, 675	3, 430	6, 285	8, 530	14, 525	10, 510	7, 325	4, 650	4, 805
Agricultural — Agriculture	16, 020	5, 285	3, 255	1, 940	1, 560	1, 370	1, 270	650	310	145	235
Fishing, trapping, and logging — Pêche, trappage et abatage	12, 285	2, 930	3, 600	1, 820	1, 165	960	1, 020	460	195	--	--
Mining and quarrying — Mines et carrières	16, 785	640	3, 360	2, 030	2, 195	2, 500	3, 380	1, 475	580	320	305
Manufacturing and mechanical <sup>2</sup> — Fabrication et mécanique <sup>2</sup>	200, 580	5, 145	12, 690	20, 650	29, 490	32, 805	44, 955	25, 830	13, 740	7, 975	7, 300
Construction	73, 065	2, 330	5, 490	7, 940	10, 795	14, 755	15, 960	8, 600	4, 910	2, 885	2, 400
Transportation and communication — Transports et communications	107, 985	5, 780	12, 385	11, 290	14, 345	14, 835	21, 680	12, 595	7, 000	4, 255	3, 820
Commercial — Commerce	56, 600	1, 320	3, 175	4, 115	4, 935	5, 630	10, 330	8, 120	6, 840	4, 900	7, 235
Financial — Finance	9, 575	215	--	210	375	675	1, 480	1, 490	1, 360	1, 260	2, 420
Service (other than professional) — Services (autres que professionnels)	76, 280	4, 430	3, 220	6, 350	7, 745	9, 855	15, 195	11, 930	6, 945	4, 795	5, 815
Labourers (not agricultural, fishing, logging, or mining) — Manœuvres (sauf l'agriculture, la pêche, l'abatage et les mines)	64, 440	2, 850	8, 790	10, 110	11, 260	9, 615	11, 370	5, 590	2, 415	1, 345	1, 095
<b>NEWFOUNDLAND</b>											
<b>All occupations<sup>1</sup> — Toutes occupations<sup>1</sup></b>	<b>8, 010</b>	<b>1, 135</b>	<b>1, 570</b>	<b>980</b>	<b>1, 025</b>	<b>805</b>	<b>1, 025</b>	<b>535</b>	<b>365</b>	<b>145</b>	<b>425</b>
Proprietary and managerial — Propriété et administration	740	125	105	--	--	--	--	--	--	--	145
Professional — Professions	630	180	--	--	--	--	--	--	--	--	--
Clerical — Bureaux	495	--	--	--	--	--	--	--	--	--	--
Agricultural — Agriculture	--	--	--	--	--	--	--	--	--	--	--
Fishing, trapping, and logging — Pêche, trappage et abatage	280	135	100	--	--	--	--	--	--	--	--
Mining and quarrying — Mines et carrières	400	--	255	--	--	--	--	--	--	--	--
Manufacturing and mechanical <sup>2</sup> — Fabrication et mécanique <sup>2</sup>	1, 270	115	210	210	200	175	165	--	--	--	--
Construction	685	--	130	115	110	--	115	--	--	--	--
Transportation and communication — Transports et communications	1, 510	270	305	155	230	130	170	100	--	--	--
Commercial — Commerce	395	--	--	--	--	--	--	--	--	--	--
Financial — Finance	--	--	--	--	--	--	--	--	--	--	--
Service (other than professional) — Services (autres que professionnels)	890	--	100	120	100	--	215	110	--	--	--
Labourers (not agricultural, fishing, logging, or mining) — Manœuvres (sauf l'agriculture, la pêche, l'abatage et les mines)	560	--	160	105	--	--	--	--	--	--	--
<b>PRINCE EDWARD ISLAND</b>											
<b>All occupations<sup>1</sup> — Toutes occupations<sup>1</sup></b>	<b>2, 960</b>	<b>320</b>	<b>310</b>	<b>215</b>	<b>290</b>	<b>290</b>	<b>420</b>	<b>500</b>	<b>265</b>	<b>255</b>	<b>--</b>
Proprietary and managerial — Propriété et administration	405	--	--	--	--	--	--	--	--	--	--
Professional — Professions	215	--	--	--	--	--	--	--	--	--	--
Clerical — Bureaux	200	--	--	--	--	--	--	--	--	--	--
Agricultural — Agriculture	115	--	--	--	--	--	--	--	--	--	--
Fishing, trapping, and logging — Pêche, trappage et abatage	--	--	--	--	--	--	--	--	--	--	--
Mining and quarrying — Mines et carrières	--	--	--	--	--	--	--	--	--	--	--
Manufacturing and mechanical <sup>2</sup> — Fabrication et mécanique <sup>2</sup>	300	--	--	--	--	--	--	--	--	--	--
Construction	315	--	--	--	--	--	--	--	--	--	--
Transportation and communication — Transports et communications	400	--	--	--	--	--	--	--	--	--	--
Commercial — Commerce	225	--	--	--	--	--	--	--	--	--	--
Financial — Finance	--	--	--	--	--	--	--	--	--	--	--
Service (other than professional) — Services (autres que professionnels)	485	--	--	--	--	--	--	165	--	115	--
Labourers (not agricultural, fishing, logging, or mining) — Manœuvres (sauf l'agriculture, la pêche, l'abatage et les mines)	180	--	--	--	--	--	--	--	--	--	--

1. Includes "not stated" occupations. — Comprend les occupations "non déclarées".

2. Includes electric light and power production, and stationary engineering. — Comprend l'éclairage et l'énergie électriques, et les mécaniciens de machines fixes.

TABLE 111. Tenant non-farm households with male heads by occupation group of household head, showing monthly rent, for provinces and cities of 100,000 population and over, 1951 - Continued

TABLEAU 111. Ménages de locataires non agricoles avec chefs masculins selon le groupe d'occupation du chef, et loyer mensuel, provinces et cités de 100,000 et plus, 1951 - suite

Occupation group of household head Groupe d'occupation du chef de ménage	Total	Monthly rent Loyer mensuel									
		No. rent paid — Aucun loyer payé	\$1-14	\$15-19	\$20-24	\$25-29	\$30-39	\$40-49	\$50-59	\$60-69	\$70+
<b>NOVA SCOTIA</b>											
<b>All occupations<sup>1</sup> - Toutes occupations<sup>1</sup></b>	<b>26,415</b>	<b>2,125</b>	<b>3,920</b>	<b>3,095</b>	<b>3,430</b>	<b>2,810</b>	<b>3,770</b>	<b>2,700</b>	<b>1,765</b>	<b>1,270</b>	<b>1,530</b>
Proprietary and managerial - Propriété et administration	2,460	100	120	100	180	230	390	360	320	245	415
Professional - Professions	1,920	445	--	--	155	120	270	225	220	145	265
Clerical - Bureaux	1,535	--	120	125	195	180	280	270	125	--	--
Agricultural - Agriculture	400	130	135	--	--	--	--	--	--	--	--
Fishing, trapping, and logging - Pêche, trappage et abatage	625	155	245	115	--	--	--	--	--	--	--
Mining and quarrying - Mines et carrières	1,670	125	840	335	250	--	--	--	--	--	--
Manufacturing and mechanical <sup>2</sup> - Fabrication et mécanique	4,100	220	690	610	740	605	620	350	120	--	--
Construction	2,305	180	315	320	410	345	430	155	100	--	--
Transportation and communication - Transports et communications	3,490	260	545	440	450	490	575	370	175	155	--
Commercial - Commerce	1,255	--	--	110	130	110	250	140	155	120	--
Financial - Finance	170	--	--	--	--	--	--	--	--	--	--
Service (other than professional) - Services (autres que professionnels)	4,125	170	185	420	420	370	565	690	475	365	465
Labourers (not agricultural, fishing, logging, or mining) - Manoeuvres (sauf l'agriculture, la pêche, l'abatage et les mines)	2,150	195	530	395	405	220	225	115	--	--	--
<b>NEW BRUNSWICK</b>											
<b>All occupations<sup>1</sup> - Toutes occupations<sup>1</sup></b>	<b>25,180</b>	<b>1,720</b>	<b>3,990</b>	<b>3,325</b>	<b>3,400</b>	<b>3,230</b>	<b>3,920</b>	<b>2,830</b>	<b>1,440</b>	<b>840</b>	<b>485</b>
Proprietary and managerial - Propriété et administration	2,555	115	140	120	205	320	495	450	290	235	185
Professional - Professions	1,685	260	--	--	100	135	235	360	240	150	105
Clerical - Bureaux	1,935	--	--	150	295	265	445	325	180	110	--
Agricultural - Agriculture	540	180	175	--	--	--	--	--	--	--	--
Fishing, trapping, and logging - Pêche, trappage et abatage	1,270	345	600	170	--	--	--	--	--	--	--
Mining and quarrying - Mines et carrières	145	--	110	--	--	--	--	--	--	--	--
Manufacturing and mechanical <sup>2</sup> - Fabrication et mécanique	4,435	160	640	735	830	685	770	405	140	--	--
Construction	1,990	--	355	375	330	325	335	125	--	--	--
Transportation and communication - Transports et communications	4,145	215	780	680	645	555	635	345	165	105	--
Commercial - Commerce	1,560	--	115	120	190	200	275	305	175	--	--
Financial - Finance	150	--	--	--	--	--	--	--	--	--	--
Service (other than professional) - Services (autres que professionnels)	2,250	--	195	310	320	350	350	400	100	--	--
Labourers (not agricultural, fishing, logging, or mining) - Manoeuvres (sauf l'agriculture, la pêche, l'abatage et les mines)	2,205	135	650	425	365	240	260	--	--	--	--
<b>QUÉBEC</b>											
<b>All occupations<sup>1</sup> - Toutes occupations<sup>1</sup></b>	<b>351,860</b>	<b>8,650</b>	<b>18,410</b>	<b>36,960</b>	<b>52,150</b>	<b>54,240</b>	<b>68,350</b>	<b>37,440</b>	<b>25,610</b>	<b>19,150</b>	<b>30,900</b>
Proprietary and managerial - Propriété et administration	40,800	725	765	1,725	2,760	4,070	6,420	5,040	4,515	3,815	10,965
Professional - Professions	24,145	835	170	475	1,135	1,790	3,735	3,405	3,275	2,845	6,480
Clerical - Bureaux	27,460	305	625	1,795	3,525	4,575	6,405	3,775	2,690	1,770	1,995
Agricultural - Agriculture	3,160	655	730	460	390	385	310	--	--	--	--
Fishing, trapping, and logging - Pêche, trappage et abatage	3,465	510	1,300	795	405	190	180	--	--	--	--
Mining and quarrying - Mines et carrières	3,990	125	380	400	660	745	1,010	425	135	--	--
Manufacturing and mechanical <sup>2</sup> - Fabrication et mécanique	92,215	1,260	4,660	11,520	16,850	16,980	19,865	9,375	5,315	3,620	2,770
Construction	32,755	670	1,960	4,255	5,965	6,010	6,925	3,070	1,955	1,240	705
Transportation and communication - Transports et communications	40,325	925	2,810	5,345	7,350	6,745	7,965	3,850	2,215	1,650	1,470
Commercial - Commerce	22,065	335	630	1,510	2,535	2,880	4,240	2,785	2,180	1,755	3,215
Financial - Finance	3,805	--	--	105	205	360	615	525	460	400	1,020
Service (other than professional) - Services (autres que professionnels)	25,115	1,350	900	2,550	3,645	4,195	5,405	2,890	1,665	1,185	1,330
Labourers (not agricultural, fishing, logging, or mining) - Manoeuvres (sauf l'agriculture, la pêche, l'abatage et les mines)	28,285	735	3,000	5,655	6,115	4,710	4,580	1,810	845	530	305

1. Includes "not stated" occupations. - Comprend les occupations "non déclarées".

2. Includes electric light and power production, and stationary enginemen. - Comprend l'éclairage et l'énergie électriques, et les mécaniciens de machines fixes.

TABLE 111. Tenant non-farm households with male heads by occupation group of household head, showing monthly rent, for provinces and cities of 100,000 population and over, 1951 - Continued

TABLEAU 111. Ménages de locataires non agricoles avec chefs masculins selon le groupe d'occupation du chef, et loyer mensuel, provinces et cités de 100,000 et plus, 1951 - suite

Occupation group of household head Groupe d'occupation du chef de ménage	Total	Monthly rent Loyer mensuel									
		No rent paid - Aucun loyer payé	\$1-14	\$15-19	\$20-24	\$25-29	\$30-39	\$40-49	\$50-59	\$60-69	\$70+
<b>QUÉBEC - Con.-fin</b>											
<b>Montréal</b>											
All occupations <sup>1</sup> - Toutes occupations <sup>1</sup> .....	156,960	1,315	2,810	13,145	22,315	23,360	28,475	17,190	14,765	12,160	21,425
Proprietary and managerial - Propriété et administration .....	20,875	105	--	535	1,245	1,710	2,835	2,300	2,290	2,345	7,425
Professional - Professions .....	11,685	--	--	160	445	765	1,520	1,305	1,665	1,480	4,235
Clerical - Bureaux .....	13,820	--	165	835	1,815	2,250	2,775	1,790	1,620	1,160	1,340
Agricultural - Agriculture .....	515	--	--	--	120	--	--	--	--	--	--
Fishing, trapping, and logging - Pêche, trappage et abatage .....	--	--	--	--	--	--	--	--	--	--	--
Mining and quarrying - Mines et carrières .....	--	--	--	--	--	--	--	--	--	--	--
Manufacturing and mechanical <sup>2</sup> - Fabrication et mécanique <sup>2</sup> .....	38,555	140	745	4,020	6,720	6,910	7,675	4,435	3,385	2,455	2,070
Construction .....	14,080	100	325	1,440	2,525	2,595	3,045	1,440	1,155	865	590
Transportation and communication - Transports et communications .....	18,210	100	470	2,050	3,570	3,205	3,535	1,805	1,320	1,100	1,055
Commercial - Commerce .....	11,090	--	120	625	1,060	1,330	1,855	1,355	1,305	1,095	2,310
Financial - Finance .....	2,035	--	--	--	100	200	260	170	255	235	710
Service (other than professional) - Services (autres que professionnels) .....	12,595	505	245	1,100	1,885	2,035	2,705	1,455	965	780	920
Labourers (not agricultural, fishing, logging, or mining) - Manoeuvres (sauf l'agriculture, la pêche, l'abatage et les mines) .....	11,385	--	560	2,170	2,580	1,950	1,880	885	575	420	270
<b>Québec</b>											
All occupations <sup>1</sup> - Toutes occupations <sup>1</sup> .....	20,580	145	390	1,735	2,755	3,075	4,540	2,820	1,870	1,375	1,875
Proprietary and managerial - Propriété et administration .....	2,530	--	--	--	120	195	415	340	375	330	660
Professional - Professions .....	1,675	--	--	--	--	--	230	245	250	360	465
Clerical - Bureaux .....	2,295	--	--	110	205	320	585	430	295	150	175
Agricultural - Agriculture .....	--	--	--	--	--	--	--	--	--	--	--
Fishing, trapping, and logging - Pêche, trappage et abatage .....	--	--	--	--	--	--	--	--	--	--	--
Mining and quarrying - Mines et carrières .....	--	--	--	--	--	--	--	--	--	--	--
Manufacturing and mechanical <sup>2</sup> - Fabrication et mécanique <sup>2</sup> .....	3,420	--	--	375	555	695	945	370	305	110	--
Construction .....	1,905	--	--	195	330	395	485	220	145	--	--
Transportation and communication - Transports et communications .....	2,715	--	--	300	445	500	610	380	195	125	--
Commercial - Commerce .....	1,675	--	--	--	280	195	335	320	145	--	190
Financial - Finance .....	275	--	--	--	--	--	--	--	--	--	--
Service (other than professional) - Services (autres que professionnels) .....	1,940	--	--	205	260	370	420	305	140	--	105
Labourers (not agricultural, fishing, logging, or mining) - Manoeuvres (sauf l'agriculture, la pêche, l'abatage et les mines) .....	1,720	--	110	330	405	300	365	125	--	--	--
<b>ONTARIO</b>											
All occupations <sup>1</sup> - Toutes occupations <sup>1</sup> .....	267,530	12,865	15,625	16,430	22,615	30,655	52,595	41,320	27,525	18,925	28,975
Proprietary and managerial - Propriété et administration .....	31,715	955	660	840	1,340	2,230	4,840	4,635	4,205	3,590	8,420
Professional - Professions .....	22,285	2,470	230	350	620	1,155	2,785	3,495	3,155	2,840	5,185
Clerical - Bureaux .....	19,870	430	370	825	1,400	2,075	4,190	3,900	2,780	1,830	2,070
Agricultural - Agriculture .....	5,545	2,005	975	590	530	410	465	255	115	--	120
Fishing, trapping, and logging - Pêche, trappage et abatage .....	1,765	575	480	175	145	200	--	--	--	--	--
Mining and quarrying - Mines et carrières .....	6,520	175	445	615	815	1,255	1,730	765	370	200	150
Manufacturing and mechanical <sup>2</sup> - Fabrication et mécanique <sup>2</sup> .....	67,710	1,695	3,665	5,015	7,355	10,100	16,030	11,190	5,905	3,265	3,490
Construction .....	20,380	610	1,560	1,550	2,260	2,895	4,565	2,935	1,800	1,020	1,185
Transportation and communication - Transports et communications .....	28,935	1,390	3,015	2,275	2,870	3,665	6,310	4,225	2,345	1,390	1,450
Commercial - Commerce .....	15,595	310	410	570	970	1,205	2,860	2,505	2,470	1,735	2,560
Financial - Finance .....	2,985	--	--	--	--	125	400	430	475	500	860
Service (other than professional) - Services (autres que professionnels) .....	24,575	1,390	840	1,485	1,680	2,625	4,640	4,470	2,810	1,895	2,740
Labourers (not agricultural, fishing, logging, or mining) - Manoeuvres (sauf l'agriculture, la pêche, l'abatage et les mines) .....	17,865	725	2,750	1,900	2,415	2,510	3,475	2,175	905	475	535

1. Includes "not stated" occupations. - Comprend les occupations "non déclarées".

2. Includes electric light and power production, and stationary enginem. - Comprend l'éclairage et l'énergie électriques, et les mécaniciens de machines fixes.

TABLE 111. Tenant non-farm households with male heads by occupation group of household head, showing monthly rent, for provinces and cities of 100,000 population and over, 1951 - Continued

TABLEAU 111. Ménages de locataires non agricoles avec chefs masculins selon le groupe d'occupation du chef, et loyer mensuel, provinces et cités de 100,000 et plus, 1951 - suite

Occupation group of household head Groupe d'occupation du chef de ménage	Total	Monthly rent Loyer mensuel									
		No rent paid - Aucun loyer payé	\$1-14	\$15-19	\$20-24	\$25-29	\$30-39	\$40-49	\$50-59	\$60-69	\$70+
<b>ONTARIO - Con. - suite</b>											
<b>Hamilton</b>											
All occupations <sup>1</sup> - Toutes occupations <sup>1</sup> .....	14,685	235	125	475	970	1,760	3,210	3,005	1,990	1,340	1,575
Proprietary and managerial - Propriété et administration .....	1,375	--	--	--	--	100	195	185	215	270	350
Professional - Professions .....	1,035	--	--	--	--	--	115	195	170	185	280
Clerical - Bureaux .....	1,315	--	--	--	120	140	255	325	220	115	--
Agricultural - Agriculture .....	--	--	--	--	--	--	--	--	--	--	--
Fishing, trapping, and logging - Pêche, trappage et abatage .....	--	--	--	--	--	--	--	--	--	--	--
Mining and quarrying - Mines et carrières .....	--	--	--	--	--	--	--	--	--	--	--
Manufacturing and mechanical <sup>2</sup> - Fabrication et mécanique <sup>2</sup> .....	5,255	--	--	185	380	770	1,365	1,165	620	335	315
Construction .....	1,135	--	--	--	--	150	310	225	145	--	--
Transportation and communication - Transports et communications .....	1,345	--	--	--	110	160	320	315	140	--	100
Commercial - Commerce .....	880	--	--	--	--	--	--	140	215	155	185
Financial - Finance .....	135	--	--	--	--	--	--	--	--	--	--
Service (other than professional) - Services (autres que professionnels) .....	1,010	--	--	--	--	150	235	200	125	--	--
Labourers (not agricultural, fishing, logging, or mining) - Manoeuvres (sauf l'agriculture, la pêche, l'abatage et les mines) .....	1,000	--	--	--	140	145	300	200	--	--	--
<b>Ottawa</b>											
All occupations <sup>1</sup> - Toutes occupations <sup>1</sup> .....	20,200	460	215	550	1,005	1,690	3,940	3,250	2,825	2,060	4,205
Proprietary and managerial - Propriété et administration .....	3,020	--	--	--	--	--	285	375	480	440	1,255
Professional - Professions .....	2,395	--	--	--	--	--	205	335	460	360	945
Clerical - Bureaux .....	2,795	--	--	--	135	235	585	545	460	305	390
Agricultural - Agriculture .....	140	--	--	--	--	--	--	--	--	--	--
Fishing, trapping, and logging - Pêche, trappage et abatage .....	--	--	--	--	--	--	--	--	--	--	--
Mining and quarrying - Mines et carrières .....	--	--	--	--	--	--	--	--	--	--	--
Manufacturing and mechanical <sup>2</sup> - Fabrication et mécanique <sup>2</sup> .....	2,710	--	--	--	180	275	765	565	380	190	205
Construction .....	1,190	--	--	--	105	190	370	160	100	--	--
Transportation and communication - Transports et communications .....	1,830	--	--	--	170	300	535	240	200	--	140
Commercial - Commerce .....	1,155	--	--	--	--	--	190	240	175	110	230
Financial - Finance .....	190	--	--	--	--	--	--	--	--	--	--
Service (other than professional) - Services (autres que professionnels) .....	3,660	105	--	--	145	260	680	600	475	405	880
Labourers (not agricultural, fishing, logging, or mining) - Manoeuvres (sauf l'agriculture, la pêche, l'abatage et les mines) .....	940	--	--	--	145	190	250	--	--	--	--
<b>Toronto</b>											
All occupations <sup>1</sup> - Toutes occupations <sup>1</sup> .....	41,135	860	--	535	1,530	2,775	6,240	7,640	6,470	5,240	9,760
Proprietary and managerial - Propriété et administration .....	6,225	--	--	--	--	165	470	805	895	915	2,820
Professional - Professions .....	3,705	160	--	--	--	100	225	445	575	695	1,475
Clerical - Bureaux .....	4,160	--	--	--	130	170	665	910	765	580	820
Agricultural - Agriculture .....	175	--	--	--	--	--	--	--	--	--	--
Fishing, trapping, and logging - Pêche, trappage et abatage .....	--	--	--	--	--	--	--	--	--	--	--
Mining and quarrying - Mines et carrières .....	--	--	--	--	--	--	--	--	--	--	--
Manufacturing and mechanical <sup>2</sup> - Fabrication et mécanique <sup>2</sup> .....	9,645	160	--	155	470	960	1,800	2,245	1,415	920	1,495
Construction .....	3,055	--	--	--	165	275	515	570	475	400	565
Transportation and communication - Transports et communications .....	4,070	--	--	--	190	425	900	775	615	445	565
Commercial - Commerce .....	3,160	--	--	--	--	110	380	485	720	545	805
Financial - Finance .....	960	--	--	--	--	--	--	105	200	190	365
Service (other than professional) - Services (autres que professionnels) .....	3,805	245	--	--	205	300	830	750	545	335	500
Labourers (not agricultural, fishing, logging, or mining) - Manoeuvres (sauf l'agriculture, la pêche, l'abatage et les mines) .....	1,835	--	--	--	175	205	305	450	205	150	255

1. Includes "not stated" occupations. - Comprend les occupations "non déclarées".

2. Includes electric light and power production, and stationary enginem. - Comprend l'éclairage et l'énergie électriques, et les mécaniciens de machines fixes.



TABLE 111. Tenant non-farm households with male heads by occupation group of household head, showing monthly rent, for provinces and cities of 100,000 population and over, 1951 - Continued

TABLEAU 111. Ménages de locataires non agricoles avec chefs masculins selon le groupe d'occupation du chef, et loyer mensuel, provinces et cités de 100,000 et plus, 1951 - suite

Occupation group of household head Groupe d'occupation du chef de ménage	Total	Monthly rent Loyer mensuel									
		No rent paid - Aucun loyer payé	\$1-14	\$15-19	\$20-24	\$25-29	\$30-39	\$40-49	\$50-59	\$60-69	\$70+
<b>ONTARIO - Con. - fin</b>											
<b>Windsor</b>											
All occupations <sup>1</sup> - Toutes occupations <sup>1</sup> .....	11,685	210	105	255	690	1,685	3,445	2,400	1,470	830	595
Proprietary and managerial - Propriété et administration.....	1,195	--	--	--	--	135	270	270	165	125	145
Professional - Professions.....	720	--	--	--	--	150	170	105	--	--	125
Clerical - Bureaux.....	1,225	--	--	--	--	120	430	260	185	--	--
Agricultural - Agriculture.....	--	--	--	--	--	--	--	--	--	--	--
Fishing, trapping, and logging - Pêche, trappage et abatage.....	--	--	--	--	--	--	--	--	--	--	--
Mining and quarrying - Mines et carrières.....	--	--	--	--	--	--	--	--	--	--	--
Manufacturing and mechanical <sup>2</sup> - Fabrication et mécanique <sup>2</sup> .....	4,390	--	--	--	370	825	1,395	800	485	240	130
Construction.....	850	--	--	--	--	120	215	205	140	--	--
Transportation and communication - Transports et communications.....	1,055	--	--	--	--	165	335	205	105	--	--
Commercial - Commerce.....	615	--	--	--	--	--	205	130	105	--	--
Financial - Finance.....	130	--	--	--	--	--	--	--	--	--	--
Service (other than professional) - Services (autres que professionnels).....	675	--	--	--	--	115	190	155	--	--	--
Labourers (not agricultural, fishing, logging, or mining) - Manoeuvres (sauf l'agriculture, la pêche, l'abatage et les mines).....	750	--	--	--	--	145	200	150	--	--	--
<b>MANITOBA</b>											
All occupations <sup>1</sup> - Toutes occupations <sup>1</sup> .....	39,515	2,580	3,025	2,750	3,825	4,415	8,015	6,050	3,780	2,505	2,570
Proprietary and managerial - Propriété et administration.....	4,360	165	235	220	210	275	605	630	525	505	990
Professional - Professions.....	2,715	575	130	120	--	135	345	300	390	270	360
Clerical - Bureaux.....	3,395	--	--	115	285	410	830	655	475	310	190
Agricultural - Agriculture.....	925	280	205	120	--	--	--	--	--	--	--
Fishing, trapping, and logging - Pêche, trappage et abatage.....	270	130	100	--	--	--	--	--	--	--	--
Mining and quarrying - Mines et carrières.....	480	--	--	--	--	--	--	--	--	--	--
Manufacturing and mechanical <sup>2</sup> - Fabrication et mécanique <sup>2</sup> .....	6,820	225	325	565	885	970	1,895	1,090	480	270	115
Construction.....	2,980	185	175	260	365	470	790	435	165	--	--
Transportation and communication - Transports et communications.....	6,105	390	910	365	650	675	1,320	845	545	250	155
Commercial - Commerce.....	3,040	--	280	210	180	245	500	525	415	285	310
Financial - Finance.....	505	--	--	--	--	--	--	115	100	--	--
Service (other than professional) - Services (autres que professionnels).....	4,660	285	190	340	455	525	770	1,015	485	360	235
Labourers (not agricultural, fishing, logging, or mining) - Manoeuvres (sauf l'agriculture, la pêche, l'abatage et les mines).....	3,085	175	335	370	520	500	650	285	115	--	--
<b>Winnipeg</b>											
All occupations <sup>1</sup> - Toutes occupations <sup>1</sup> .....	21,820	600	380	1,160	2,095	2,510	4,690	4,000	2,745	1,740	1,900
Proprietary and managerial - Propriété et administration.....	2,480	--	--	--	--	155	280	410	370	335	795
Professional - Professions.....	1,280	--	--	--	--	--	180	210	285	185	245
Clerical - Bureaux.....	2,360	--	--	--	205	225	520	530	360	260	165
Agricultural - Agriculture.....	205	--	--	--	--	--	--	--	--	--	--
Fishing, trapping, and logging - Pêche, trappage et abatage.....	--	--	--	--	--	--	--	--	--	--	--
Mining and quarrying - Mines et carrières.....	--	--	--	--	--	--	--	--	--	--	--
Manufacturing and mechanical <sup>2</sup> - Fabrication et mécanique <sup>2</sup> .....	4,260	--	--	315	505	565	1,190	815	420	210	--
Construction.....	1,780	--	130	240	285	490	305	115	--	--	--
Transportation and communication - Transports et communications.....	3,020	--	--	140	320	395	770	590	425	180	110
Commercial - Commerce.....	1,745	--	--	--	--	115	330	360	335	230	235
Financial - Finance.....	365	--	--	--	--	--	--	--	--	--	--
Service (other than professional) - Services (autres que professionnels).....	2,275	200	--	170	295	300	400	420	230	130	100
Labourers (not agricultural, fishing, logging, or mining) - Manoeuvres (sauf l'agriculture, la pêche, l'abatage et les mines).....	1,950	--	115	225	330	345	455	230	100	--	--

1., Includes "not stated" occupations. - Comprend les occupations "non déclarées".

2. Includes electric light and power production, and stationary engines. - Comprend l'éclairage et l'énergie électriques, et les mécaniciens de machines fixes.

**TABLE 111. Tenant non-farm households with male heads by occupation group of household head, showing monthly rent, for provinces and cities of 100,000 population and over, 1951 - Continued**

**TABLEAU 111. Ménages de locataires non agricoles avec chefs masculins selon le groupe d'occupation du chef, et loyer mensuel, provinces et cités de 100,000 et plus, 1951 - suite**

Occupation group of household head Groupe d'occupation du chef de ménage	Total	Monthly rent Loyer mensuel									
		No rent paid Aucun loyer payé	\$1-14	\$15-19	\$20-24	\$25-29	\$30-39	\$40-49	\$50-59	\$60-69	\$70+
<b>SASKATCHEWAN</b>											
<b>All occupations<sup>1</sup> - Toutes occupations<sup>1</sup> .....</b>	<b>31,960</b>	<b>3,645</b>	<b>5,760</b>	<b>3,770</b>	<b>3,090</b>	<b>3,275</b>	<b>6,090</b>	<b>3,255</b>	<b>1,770</b>	<b>745</b>	<b>560</b>
Proprietary and managerial - Propriété et administration .....	4,565	230	475	415	340	385	990	700	535	290	205
Professional - Professions .....	3,415	930	410	215	215	250	510	365	290	115	115
Clerical - Bureaux .....	1,795	--	115	100	165	230	615	290	175	--	--
Agricultural - Agriculture .....	2,210	810	530	325	195	160	105	--	--	--	--
Fishing, trapping, and logging - Pêche, trappage et abatage .....	150	--	--	--	--	--	--	--	--	--	--
Mining and quarrying - Mines et carrières ..	155	--	--	--	--	--	--	--	--	--	--
Manufacturing and mechanical <sup>2</sup> - Fabrication et mécanique <sup>2</sup> .....	3,475	160	615	360	510	580	775	310	--	--	--
Construction .....	1,505	--	260	210	255	200	340	100	--	--	--
Transportation and communication - Transports and communications .....	6,045	800	1,630	675	540	615	1,000	475	205	--	--
Commercial - Commerce .....	4,200	220	1,075	785	315	270	600	490	255	125	--
Financial - Finance .....	275	--	--	--	--	--	--	--	--	--	--
Service (other than professional) - Services (autres que professionnels) .....	2,495	160	205	350	225	345	780	265	--	--	--
Labourers (not agricultural, fishing, logging, or mining) - Manoeuvres (sauf l'agriculture, la pêche, l'abatage et les mines) ....	1,540	--	285	295	255	190	275	105	--	--	--
<b>ALBERTA</b>											
<b>All occupations<sup>1</sup> - Toutes occupations<sup>1</sup> .....</b>	<b>46,865</b>	<b>3,645</b>	<b>4,565</b>	<b>3,920</b>	<b>3,940</b>	<b>4,645</b>	<b>9,240</b>	<b>5,820</b>	<b>4,180</b>	<b>2,705</b>	<b>4,205</b>
Proprietary and managerial - Propriété et administration .....	5,910	240	255	215	340	430	1,055	870	725	550	1,230
Professional - Professions .....	4,285	680	245	200	185	280	670	560	430	400	635
Clerical - Bureaux .....	2,785	120	--	105	140	290	750	485	430	190	210
Agricultural - Agriculture .....	1,560	600	285	140	165	100	130	100	--	--	--
Fishing, trapping, and logging - Pêche, trappage et abatage .....	360	195	--	--	--	--	--	--	--	--	--
Mining and quarrying - Mines et carrières ..	1,695	--	580	310	170	135	185	120	--	--	--
Manufacturing and mechanical <sup>2</sup> - Fabrication et mécanique <sup>2</sup> .....	6,440	345	540	580	615	845	1,555	770	575	275	340
Construction .....	4,570	200	340	375	460	575	1,095	680	365	225	255
Transportation and communication - Transports et communications .....	6,880	560	1,175	570	640	695	1,415	765	455	275	330
Commercial - Commerce .....	4,090	105	430	625	305	295	650	445	480	285	470
Financial - Finance .....	555	--	--	--	--	--	--	100	--	--	150
Service (other than professional) - Services (autres que professionnels) .....	4,535	290	175	390	375	630	995	565	415	295	405
Labourers (not agricultural, fishing, logging, or mining) - Manoeuvres (sauf l'agriculture, la pêche, l'abatage et les mines) ....	2,990	210	370	340	470	340	610	350	160	--	--
<b>Calgary</b>											
<b>All occupations<sup>1</sup> - Toutes occupations<sup>1</sup> .....</b>	<b>11,065</b>	<b>245</b>	<b>225</b>	<b>565</b>	<b>820</b>	<b>1,160</b>	<b>2,385</b>	<b>1,720</b>	<b>1,450</b>	<b>905</b>	<b>1,590</b>
Proprietary and managerial - Propriété et administration .....	1,460	--	--	--	--	--	165	215	240	175	495
Professional - Professions .....	1,005	--	--	--	--	--	125	155	145	170	305
Clerical - Bureaux .....	975	--	--	--	--	105	230	185	215	--	--
Agricultural - Agriculture .....	115	--	--	--	--	--	--	--	--	--	--
Fishing, trapping, and logging - Pêche, trappage et abatage .....	--	--	--	--	--	--	--	--	--	--	--
Mining and quarrying - Mines et carrières ..	--	--	--	--	--	--	--	--	--	--	--
Manufacturing and mechanical <sup>2</sup> - Fabrication et mécanique <sup>2</sup> .....	1,645	--	--	140	175	190	415	260	205	--	--
Construction .....	1,195	--	--	--	145	170	345	180	100	--	--
Transportation and communication - Transports et communications .....	1,305	--	--	--	--	195	335	240	110	--	--
Commercial - Commerce .....	945	--	--	--	--	--	230	105	185	--	220
Financial - Finance .....	210	--	--	--	--	--	--	--	--	--	--
Service (other than professional) - Services (autres que professionnels) .....	1,470	--	--	--	125	220	355	195	155	110	140
Labourers (not agricultural, fishing, logging, or mining) - Manoeuvres (sauf l'agriculture, la pêche, l'abatage et les mines) ....	695	--	--	--	110	100	135	130	--	--	--

1. Includes "not stated" occupations. - Comprend les occupations "non déclarées".

2. Includes electric light and power production, and stationery enginem. - Comprend l'éclairage et l'énergie électriques, et les mécaniciens de machines fixes.

TABLE 111. Tenant non-farm households with male heads by occupation group of household head, showing monthly rent, for provinces and cities of 100,000 population and over, 1951 - Concluded

TABLEAU 111. Ménages de locataires non agricoles avec chefs masculins selon le groupe d'occupation du chef, et loyer mensuel, provinces et cités de 100,000 et plus, 1951 - fin

Occupation group of household head Groupe d'occupation du chef de ménage	Total	Monthly rent Loyer mensuel									
		No rent paid — Aucun loyer payé	\$1-14	\$15-19	\$20-24	\$25-29	\$30-39	\$40-49	\$50-59	\$60-69	\$70+
<b>ALBERTA - Con.-fin</b>											
<b>Edmonton</b>											
All occupations <sup>1</sup> - Toutes occupations <sup>1</sup> .....	12,615	175	225	430	755	1,115	2,900	1,940	1,560	1,275	2,240
Proprietary and managerial - Propriété et administration.....	1,575	--	--	--	--	--	225	195	205	245	605
Professional - Professions.....	1,020	--	--	--	--	--	190	120	155	160	290
Clerical - Bureaux.....	1,095	--	--	--	--	--	330	225	125	100	130
Agricultural - Agriculture.....	115	--	--	--	--	--	--	--	--	--	--
Fishing, trapping, and logging - Pêche, trappage et abatage.....	--	--	--	--	--	--	--	--	--	--	--
Mining and quarrying - Mines et carrières.....	180	--	--	--	--	--	--	--	--	--	--
Manufacturing and mechanical <sup>2</sup> - Fabrication et mécanique <sup>2</sup> .....	1,735	--	--	--	--	195	470	250	245	130	225
Construction.....	1,590	--	--	--	125	175	375	280	165	145	160
Transportation and communication - Transports et communications.....	1,555	--	--	--	110	155	455	270	160	120	200
Commercial - Commerce.....	1,100	--	--	--	--	--	185	180	195	175	215
Financial - Finance.....	225	--	--	--	--	--	--	--	--	--	--
Service (other than professional) - Services (autres que professionnels).....	1,480	--	--	--	115	220	345	200	170	100	215
Labourers (not agricultural, fishing, logging, or mining) - Manoeuvres (sauf l'agriculture, la pêche, l'abatage et les mines)	885	--	--	100	140	--	215	135	--	--	--
<b>BRITISH COLUMBIA</b>											
All occupations <sup>1</sup> - Toutes occupations <sup>1</sup> .....	72,500	6,140	6,210	4,885	6,150	8,120	14,620	11,450	6,430	3,960	4,535
Proprietary and managerial - Propriété et administration.....	8,085	475	280	250	480	660	1,320	1,310	1,025	835	1,450
Professional - Professions.....	5,270	565	205	210	240	320	860	975	665	525	705
Clerical - Bureaux.....	3,560	200	145	145	195	410	905	695	395	270	200
Agricultural - Agriculture.....	1,480	530	195	155	125	155	135	100	--	--	--
Fishing, trapping, and logging - Pêche, trappage et abatage.....	4,015	780	620	485	465	440	660	335	125	--	--
Mining and quarrying - Mines et carrières.....	1,730	125	650	270	195	175	205	--	--	--	--
Manufacturing and mechanical <sup>2</sup> - Fabrication et mécanique <sup>2</sup> .....	13,815	945	1,320	1,030	1,445	1,825	3,205	2,215	1,045	415	370
Construction.....	5,580	285	355	435	570	825	1,315	1,020	405	225	145
Transportation and communication - Transports et communications.....	10,150	940	1,140	755	910	1,200	2,210	1,590	805	345	255
Commercial - Commerce.....	4,175	--	--	110	230	335	850	850	655	515	450
Financial - Finance.....	1,080	--	--	--	--	--	175	180	155	140	260
Service (other than professional) - Services (autres que professionnels).....	7,150	610	420	375	505	720	1,435	1,360	815	420	490
Labourers (not agricultural, fishing, logging, or mining) - Manoeuvres (sauf l'agriculture, la pêche, l'abatage et les mines)	5,580	465	660	585	640	815	1,240	685	255	165	--
<b>Vancouver</b>											
All occupations <sup>1</sup> - Toutes occupations <sup>1</sup> .....	24,045	615	460	795	1,330	2,215	5,160	5,180	3,225	2,190	2,875
Proprietary and managerial - Propriété et administration.....	3,240	--	--	--	100	160	375	515	515	495	950
Professional - Professions.....	1,840	--	--	--	--	--	215	390	280	265	490
Clerical - Bureaux.....	1,750	--	--	--	--	180	420	400	265	185	160
Agricultural - Agriculture.....	200	--	--	--	--	--	--	--	--	--	--
Fishing, trapping, and logging - Pêche, trappage et abatage.....	440	--	--	--	--	--	115	125	--	--	--
Mining and quarrying - Mines et carrières.....	--	--	--	--	--	--	--	--	--	--	--
Manufacturing and mechanical <sup>2</sup> - Fabrication et mécanique <sup>2</sup> .....	4,350	100	110	170	295	500	1,130	995	550	265	235
Construction.....	1,750	--	--	120	135	215	425	410	215	125	--
Transportation and communication - Transports et communications.....	3,040	--	--	105	200	325	830	735	405	175	155
Commercial - Commerce.....	2,110	--	--	--	--	120	350	455	385	310	335
Financial - Finance.....	560	--	--	--	--	--	--	--	--	--	190
Service (other than professional) - Services (autres que professionnels).....	2,585	130	--	115	160	250	570	610	330	150	200
Labourers (not agricultural, fishing, logging, or mining) - Manoeuvres (sauf l'agriculture, la pêche, l'abatage et les mines)	1,900	--	--	105	175	240	575	405	145	105	--

1. Includes "not stated" occupations. - Comprend les occupations "non déclarées".

2. Includes electric light and power production, and stationary enginemen. - Comprend l'éclairage et l'énergie électriques, et les mécaniciens de machines fixes.

**TABLE 112. Owner non-farm households with male heads by occupation group of household head, showing the number with and without mortgages, for provinces and cities of 100,000 population and over, 1951**

**TABLEAU 112. Ménages de propriétaires non agricoles avec chefs masculins selon le groupe d'occupation du chef, et nombre de ménages hypothéqués et non hypothéqués, provinces et cités de 100,000 et plus, 1951**

Occupation group of household head Groupe d'occupation du chef de ménage	Total	Households reporting: Ménages:		
		No mortgage Non hypothéqués	First mortgage only Première hypothèque seulement	First and second mortgages Première et deuxième hypothèques
<b>CANADA</b>				
<b>All occupations<sup>1</sup> – Toutes occupations<sup>1</sup></b>	<b>1,221,010</b>	<b>763,685</b>	<b>422,605</b>	<b>34,720</b>
Proprietary and managerial – Propriété et administration	210,715	125,465	79,960	5,290
Professional – Professions	76,625	36,490	36,550	3,585
Clerical – Bureaux	66,730	32,730	30,825	3,175
Agricultural – Agriculture	42,780	36,620	5,950	210
Fishing, trapping, and logging – Pêche, trappage et abatage	48,750	45,445	3,205	100
Mining and quarrying – Mines et carrières	24,025	20,175	3,700	150
Manufacturing and mechanical <sup>2</sup> – Fabrication et mécanique <sup>2</sup>	269,980	158,450	101,270	9,460
Construction	118,960	78,210	38,020	2,730
Transportation and communication – Transports et communications	124,735	81,590	40,005	3,140
Commercial – Commerce	59,895	29,575	27,880	2,440
Financial – Finance	16,000	7,645	7,740	615
Service (other than professional) – Services (autres que professionnels)	70,450	43,340	24,965	2,145
Labourers (not agricultural, fishing, logging, or mining) – Manœuvres (sauf l'agriculture, la pêche, l'abatage et les mines)	82,195	60,355	20,325	1,515
<b>NEWFOUNDLAND</b>				
<b>All occupations<sup>1</sup> – Toutes occupations<sup>1</sup></b>	<b>43,235</b>	<b>41,560</b>	<b>1,630</b>	<b>--</b>
Proprietary and managerial – Propriété et administration	4,030	3,625	380	--
Professional – Professions	975	825	150	--
Clerical – Bureaux	1,180	1,005	170	--
Agricultural – Agriculture	1,040	1,035	--	--
Fishing, trapping, and logging – Pêche, trappage et abatage	15,180	15,160	--	--
Mining and quarrying – Mines et carrières	1,100	1,095	--	--
Manufacturing and mechanical <sup>2</sup> – Fabrication et mécanique <sup>2</sup>	4,655	4,375	280	--
Construction	4,195	4,030	155	--
Transportation and communication – Transports et communications	4,535	4,345	190	--
Commercial – Commerce	960	835	125	--
Financial – Finance	--	--	--	--
Service (other than professional) – Services (autres que professionnels)	1,350	1,245	105	--
Labourers (not agricultural, fishing, logging, or mining) – Manœuvres (sauf l'agriculture, la pêche, l'abatage et les mines)	3,700	3,605	--	--
<b>PRINCE EDWARD ISLAND</b>				
<b>All occupations<sup>1</sup> – Toutes occupations<sup>1</sup></b>	<b>5,600</b>	<b>4,120</b>	<b>1,460</b>	<b>--</b>
Proprietary and managerial – Propriété et administration	890	700	185	--
Professional – Professions	165	120	--	--
Clerical – Bureaux	185	120	--	--
Agricultural – Agriculture	515	425	--	--
Fishing, trapping, and logging – Pêche, trappage et abatage	740	645	--	--
Mining and quarrying – Mines et carrières	--	--	--	--
Manufacturing and mechanical <sup>2</sup> – Fabrication et mécanique <sup>2</sup>	625	460	165	--
Construction	670	400	265	--
Transportation and communication – Transports et communications	710	475	230	--
Commercial – Commerce	420	270	145	--
Financial – Finance	--	--	--	--
Service (other than professional) – Services (autres que professionnels)	290	205	--	--
Labourers (not agricultural, fishing, logging, or mining) – Manœuvres (sauf l'agriculture, la pêche, l'abatage et les mines)	340	255	--	--
<b>NOVA SCOTIA</b>				
<b>All occupations<sup>1</sup> – Toutes occupations<sup>1</sup></b>	<b>64,345</b>	<b>49,770</b>	<b>14,165</b>	<b>410</b>
Proprietary and managerial – Propriété et administration	8,160	5,820	2,285	--
Professional – Professions	2,320	1,340	965	--
Clerical – Bureaux	2,470	1,450	990	--
Agricultural – Agriculture	1,745	1,625	110	--
Fishing, trapping, and logging – Pêche, trappage et abatage	5,835	5,595	240	--
Mining and quarrying – Mines et carrières	6,760	6,125	605	--
Manufacturing and mechanical <sup>2</sup> – Fabrication et mécanique <sup>2</sup>	10,540	7,960	2,530	--
Construction	7,075	5,535	1,495	--
Transportation and communication – Transports et communications	7,865	5,970	1,835	--
Commercial – Commerce	2,300	1,430	840	--
Financial – Finance	420	220	200	--
Service (other than professional) – Services (autres que professionnels)	3,475	2,080	1,335	--
Labourers (not agricultural, fishing, logging, or mining) – Manœuvres (sauf l'agriculture, la pêche, l'abatage et les mines)	4,875	4,170	680	--

1. Includes "not stated" occupations. – Comprend les occupations "non déclarées".

2. Includes electric light and power production, and stationary engineering. – Comprend l'éclairage et l'énergie électriques, et les mécaniciens de machines fixes.

TABLE 112. Owner non-farm households with male heads by occupation group of household head, showing the number with and without mortgages, for provinces and cities of 100,000 population and over, 1951 - Continued

TABLEAU 112. Ménages de propriétaires non agricoles avec chefs masculins selon le groupe d'occupation du chef, et nombre de ménages hypothéqués et non hypothéqués, provinces et cités de 100,000 et plus, 1951 - suite

Occupation group of household head Groupe d'occupation du chef de ménage	Total	Households reporting: Ménages:		
		No mortgage Non hypothéqués	First mortgage only Première hypothèque seulement	First and second mortgages Première et deuxième hypothèques
<b>NEW BRUNSWICK</b>				
All occupations <sup>1</sup> - Toutes occupations <sup>1</sup> .....	39,960	32,335	7,510	115
Proprietary and managerial - Propriété et administration .....	5,580	4,085	1,480	--
Professional - Professions .....	1,315	880	430	--
Clerical - Bureaux .....	1,505	925	565	--
Agricultural - Agriculture .....	1,845	1,705	140	--
Fishing, trapping, and logging - Pêche, trappage et abatage .....	5,260	5,020	240	--
Mining and quarrying - Mines et carrières .....	440	415	--	--
Manufacturing and mechanical <sup>2</sup> - Fabrication et mécanique <sup>2</sup> .....	6,600	5,275	1,295	--
Construction .....	3,825	3,165	655	--
Transportation and communication - Transports et communications .....	5,520	4,470	1,030	--
Commercial - Commerce .....	1,630	1,115	510	--
Financial - Finance .....	260	180	--	--
Service (other than professional) - Services (autres que professionnels) .....	1,755	1,305	435	--
Labourers (not agricultural, fishing, logging, or mining) - Manoeuvres (sauf l'agriculture, la pêche, l'abatage et les mines) .....	4,055	3,450	605	--
<b>QUÉBEC</b>				
All occupations <sup>1</sup> - Toutes occupations <sup>1</sup> .....	221,440	139,010	79,400	3,030
Proprietary and managerial - Propriété et administration .....	42,560	24,990	16,825	745
Professional - Professions .....	14,020	6,995	6,760	265
Clerical - Bureaux .....	9,715	5,060	4,500	155
Agricultural - Agriculture .....	7,210	5,955	1,220	--
Fishing, trapping, and logging - Pêche, trappage et abatage .....	8,655	7,775	855	--
Mining and quarrying - Mines et carrières .....	2,995	2,250	730	--
Manufacturing and mechanical <sup>2</sup> - Fabrication et mécanique <sup>2</sup> .....	47,930	28,540	18,655	735
Construction .....	25,765	16,345	9,090	330
Transportation and communication - Transports et communications .....	20,330	13,730	6,370	230
Commercial - Commerce .....	9,650	4,910	4,600	140
Financial - Finance .....	2,505	1,215	1,225	--
Service (other than professional) - Services (autres que professionnels) .....	10,350	6,630	3,600	120
Labourers (not agricultural, fishing, logging, or mining) - Manoeuvres (sauf l'agriculture, la pêche, l'abatage et les mines) .....	16,625	12,240	4,265	120
<b>Montréal</b>				
All occupations <sup>1</sup> - Toutes occupations <sup>1</sup> .....	31,715	12,800	17,780	1,135
Proprietary and managerial - Propriété et administration .....	8,240	3,070	4,880	290
Professional - Professions .....	3,140	1,110	1,900	130
Clerical - Bureaux .....	1,890	730	1,110	--
Agricultural - Agriculture .....	175	125	--	--
Fishing, trapping, and logging - Pêche, trappage et abatage .....	--	--	--	--
Mining and quarrying - Mines et carrières .....	--	--	--	--
Manufacturing and mechanical <sup>2</sup> - Fabrication et mécanique <sup>2</sup> .....	6,425	2,685	3,490	250
Construction .....	3,010	1,245	1,665	100
Transportation and communication - Transports et communications .....	2,590	1,125	1,350	115
Commercial - Commerce .....	2,125	720	1,340	--
Financial - Finance .....	645	230	385	--
Service (other than professional) - Services (autres que professionnels) .....	1,885	865	960	--
Labourers (not agricultural, fishing, logging, or mining) - Manoeuvres (sauf l'agriculture, la pêche, l'abatage et les mines) .....	1,355	775	550	--
<b>Québec</b>				
All occupations <sup>1</sup> - Toutes occupations <sup>1</sup> .....	6,450	3,620	2,685	145
Proprietary and managerial - Propriété et administration .....	1,550	955	560	--
Professional - Professions .....	780	420	340	--
Clerical - Bureaux .....	580	320	250	--
Agricultural - Agriculture .....	--	--	--	--
Fishing, trapping, and logging - Pêche, trappage et abatage .....	--	--	--	--
Mining and quarrying - Mines et carrières .....	--	--	--	--
Manufacturing and mechanical <sup>2</sup> - Fabrication et mécanique <sup>2</sup> .....	795	425	370	--
Construction .....	805	415	350	--
Transportation and communication - Transports et communications .....	540	295	230	--
Commercial - Commerce .....	405	220	175	--
Financial - Finance .....	105	--	--	--
Service (other than professional) - Services (autres que professionnels) .....	525	285	230	--
Labourers (not agricultural, fishing, logging, or mining) - Manoeuvres (sauf l'agriculture, la pêche, l'abatage et les mines) .....	295	175	120	--

1. Includes "not stated" occupations. - Comprend les occupations "non déclarées".

2. Includes electric light and power production, and stationary enginem. - Comprend l'éclairage et l'énergie électriques, et les mécaniciens de machines fixes.

TABLE 112. Owner non-farm households with male heads by occupation group of household head, showing the number with and without mortgages, for provinces and cities of 100,000 population and over, 1951 - Continued

TABLEAU 112. Ménages de propriétaires non agricoles avec chefs masculins selon le groupe d'occupation du chef, et nombre de ménages hypothéqués et non hypothéqués, provinces et cités de 100,000 et plus, 1951 - suite

Occupation group of household head Groupe d'occupation du chef de ménage	Total	Households reporting: Ménages:		
		No mortgage Non hypothéqués	First mortgage only Première hypothèque seulement	First and second mortgages Première et deuxième hypothèques
<b>ONTARIO</b>				
All occupations <sup>1</sup> - Toutes occupations <sup>1</sup> .....	505,080	267,195	210,495	27,390
Proprietary and managerial - Propriété et administration .....	87,695	45,325	38,590	3,780
Professional - Professions .....	36,010	14,720	18,380	2,910
Clerical - Bureaux .....	33,350	14,145	16,565	2,640
Agricultural - Agriculture .....	12,120	9,210	2,765	145
Fishing, trapping, and logging - Pêche, trappage et abatage .....	3,025	2,700	315	--
Mining and quarrying - Mines et carrières .....	6,010	4,550	1,360	100
Manufacturing and mechanical <sup>2</sup> - Fabrication et mécanique <sup>2</sup> .....	140,025	72,865	59,145	8,015
Construction .....	44,335	25,615	16,645	2,075
Transportation and communication - Transports et communications .....	44,890	24,890	17,630	2,370
Commercial - Commerce .....	26,005	10,460	13,540	2,005
Financial - Finance .....	7,455	3,265	3,720	470
Service (other than professional) - Services (autres que professionnels) .....	30,255	16,910	11,700	1,645
Labourers (not agricultural, fishing, logging, or mining) - Manoeuvres (sauf l'agriculture, la pêche, l'abatage et les mines) .....	30,670	20,395	9,155	1,120
<b>Hamilton</b>				
All occupations <sup>1</sup> - Toutes occupations <sup>1</sup> .....	28,590	12,825	14,070	1,695
Proprietary and managerial - Propriété et administration .....	3,920	1,945	1,800	175
Professional - Professions .....	1,780	830	870	--
Clerical - Bureaux .....	2,090	735	1,220	135
Agricultural - Agriculture .....	145	--	--	--
Fishing, trapping, and logging - Pêche, trappage et abatage .....	--	--	--	--
Mining and quarrying - Mines et carrières .....	--	--	--	--
Manufacturing and mechanical <sup>2</sup> - Fabrication et mécanique <sup>2</sup> .....	11,015	4,735	5,560	720
Construction .....	2,150	975	1,060	115
Transportation and communication - Transports et communications .....	2,030	895	985	150
Commercial - Commerce .....	1,225	535	615	--
Financial - Finance .....	380	120	230	--
Service (other than professional) - Services (autres que professionnels) .....	1,715	860	795	--
Labourers (not agricultural, fishing, logging, or mining) - Manoeuvres (sauf l'agriculture, la pêche, l'abatage et les mines) .....	1,960	1,010	815	135
<b>Ottawa</b>				
All occupations <sup>1</sup> - Toutes occupations <sup>1</sup> .....	15,560	6,255	8,410	895
Proprietary and managerial - Propriété et administration .....	3,465	1,220	2,100	145
Professional - Professions .....	2,315	740	1,395	180
Clerical - Bureaux .....	1,920	655	1,150	115
Agricultural - Agriculture .....	145	100	--	--
Fishing, trapping, and logging - Pêche, trappage et abatage .....	--	--	--	--
Mining and quarrying - Mines et carrières .....	--	--	--	--
Manufacturing and mechanical <sup>2</sup> - Fabrication et mécanique <sup>2</sup> .....	1,925	995	850	--
Construction .....	1,060	580	430	--
Transportation and communication - Transports et communications .....	1,060	495	515	--
Commercial - Commerce .....	900	300	545	--
Financial - Finance .....	260	--	155	--
Service (other than professional) - Services (autres que professionnels) .....	1,910	675	1,045	190
Labourers (not agricultural, fishing, logging, or mining) - Manoeuvres (sauf l'agriculture, la pêche, l'abatage et les mines) .....	495	355	140	--
<b>Toronto</b>				
All occupations <sup>1</sup> - Toutes occupations <sup>1</sup> .....	68,950	30,115	31,955	6,880
Proprietary and managerial - Propriété et administration .....	12,455	5,785	6,030	640
Professional - Professions .....	6,115	2,590	3,005	520
Clerical - Bureaux .....	6,150	2,445	3,000	705
Agricultural - Agriculture .....	420	235	165	--
Fishing, trapping, and logging - Pêche, trappage et abatage .....	--	--	--	--
Mining and quarrying - Mines et carrières .....	--	--	--	--
Manufacturing and mechanical <sup>2</sup> - Fabrication et mécanique <sup>2</sup> .....	18,430	7,875	8,400	2,155
Construction .....	5,400	2,355	2,335	710
Transportation and communication - Transports et communications .....	5,195	2,065	2,555	575
Commercial - Commerce .....	4,400	1,900	2,095	405
Financial - Finance .....	1,350	615	680	--
Service (other than professional) - Services (autres que professionnels) .....	5,415	2,610	2,200	605
Labourers (not agricultural, fishing, logging, or mining) - Manoeuvres (sauf l'agriculture, la pêche, l'abatage et les mines) .....	3,150	1,430	1,270	450
<b>Windsor</b>				
All occupations <sup>1</sup> - Toutes occupations <sup>1</sup> .....	14,090	8,190	5,655	245
Proprietary and managerial - Propriété et administration .....	2,185	1,305	845	--
Professional - Professions .....	845	425	395	--
Clerical - Bureaux .....	1,130	610	505	--
Agricultural - Agriculture .....	--	--	--	--

1. Includes "not stated" occupations. - Comprend les occupations "non déclarées".

2. Includes electric light and power production, and stationary enginemen. - Comprend l'éclairage et l'énergie électriques, et les mécaniciens de machines fixes.

**TABLE 112. Owner non-farm households with male heads by occupation group of household head, showing the number with and without mortgages, for provinces and cities of 100,000 population and over, 1951 - Continued**

**TABLEAU 112. Ménages de propriétaires non agricoles avec chefs masculins selon le groupe d'occupation du chef, et nombre de ménages hypothéqués et non hypothéqués, provinces et cités de 100,000 et plus, 1951 - suite**

Occupation group of household head Groupe d'occupation du chef de ménage	Total	Households reporting: Ménages:		
		No mortgage Non hypothéqués	First mortgage only Première hypothèque seulement	First and second mortgages Première et deuxième hypothèques
<b>ONTARIO— Con.—fin</b>				
<b>Windsor— Con.—fin</b>				
Fishing, trapping, and logging — Pêche, trappage et abatage .....	--	--	--	--
Mining and quarrying — Mines et carrières .....	--	--	--	--
Manufacturing and mechanical <sup>1</sup> — Fabrication et mécanique <sup>1</sup> .....	5,525	3,255	2,185	--
Construction .....	925	585	315	--
Transportation and communication — Transports et communications .....	995	565	415	--
Commercial — Commerce .....	500	245	235	--
Financial — Finance .....	105	--	--	--
Service (other than professional) — Services (autres que professionnels) .....	940	545	380	--
Labourers (not agricultural, fishing, logging, or mining) — Manœuvres (sauf l'agriculture, la pêche, l'abatage et les mines) .....	835	520	310	--
<b>MANITOBA</b>				
<b>All occupations<sup>2</sup> — Toutes occupations<sup>2</sup> .....</b>	<b>70,495</b>	<b>44,275</b>	<b>24,870</b>	<b>1,350</b>
Proprietary and managerial — Propriété et administration .....	13,020	7,845	4,930	245
Professional — Professions .....	4,285	2,180	1,995	110
Clerical — Bureaux .....	4,635	2,235	2,280	120
Agricultural — Agriculture .....	3,155	2,820	325	--
Fishing, trapping, and logging — Pêche, trappage et abatage .....	1,155	1,105	--	--
Mining and quarrying — Mines et carrières .....	965	725	235	--
Manufacturing and mechanical <sup>1</sup> — Fabrication et mécanique <sup>1</sup> .....	13,345	8,250	4,805	290
Construction .....	6,525	4,430	1,975	120
Transportation and communication — Transports et communications .....	8,505	5,595	2,740	170
Commercial — Commerce .....	3,985	1,955	1,940	--
Financial — Finance .....	880	415	455	--
Service (other than professional) — Services (autres que professionnels) .....	4,660	2,860	1,740	--
Labourers (not agricultural, fishing, logging, or mining) — Manœuvres (sauf l'agriculture, la pêche, l'abatage et les mines) .....	5,085	3,595	1,350	120
<b>Winnipeg</b>				
<b>All occupations<sup>2</sup> — Toutes occupations<sup>2</sup> .....</b>	<b>25,885</b>	<b>13,955</b>	<b>11,305</b>	<b>625</b>
Proprietary and managerial — Propriété et administration .....	5,380	2,890	2,380	110
Professional — Professions .....	2,140	1,045	1,050	--
Clerical — Bureaux .....	1,980	1,015	930	--
Agricultural — Agriculture .....	240	150	--	--
Fishing, trapping, and logging — Pêche, trappage et abatage .....	--	--	--	--
Mining and quarrying — Mines et carrières .....	--	--	--	--
Manufacturing and mechanical <sup>1</sup> — Fabrication et mécanique <sup>1</sup> .....	5,455	3,070	2,235	150
Construction .....	2,035	1,165	805	--
Transportation and communication — Transports et communications .....	2,690	1,455	1,180	--
Commercial — Commerce .....	1,575	710	835	--
Financial — Finance .....	385	145	235	--
Service (other than professional) — Services (autres que professionnels) .....	1,935	1,060	845	--
Labourers (not agricultural, fishing, logging, or mining) — Manœuvres (sauf l'agriculture, la pêche, l'abatage et les mines) .....	1,980	1,205	705	--
<b>SASKATCHEWAN</b>				
<b>All occupations<sup>2</sup> — Toutes occupations<sup>2</sup> .....</b>	<b>53,620</b>	<b>45,715</b>	<b>7,820</b>	<b>--</b>
Proprietary and managerial — Propriété et administration .....	11,360	9,510	1,830	--
Professional — Professions .....	2,785	2,060	700	--
Clerical — Bureaux .....	2,270	1,645	615	--
Agricultural — Agriculture .....	7,810	7,380	425	--
Fishing, trapping, and logging — Pêche, trappage et abatage .....	1,075	1,070	--	--
Mining and quarrying — Mines et carrières .....	280	255	--	--
Manufacturing and mechanical <sup>1</sup> — Fabrication et mécanique <sup>1</sup> .....	6,830	5,835	995	--
Construction .....	3,990	3,455	535	--
Transportation and communication — Transports et communications .....	6,755	5,860	890	--
Commercial — Commerce .....	3,385	2,720	650	--
Financial — Finance .....	555	445	110	--
Service (other than professional) — Services (autres que professionnels) .....	3,205	2,635	565	--
Labourers (not agricultural, fishing, logging, or mining) — Manœuvres (sauf l'agriculture, la pêche, l'abatage et les mines) .....	3,100	2,650	450	--
<b>ALBERTA</b>				
<b>All occupations<sup>2</sup> — Toutes occupations<sup>2</sup> .....</b>	<b>75,760</b>	<b>53,145</b>	<b>22,330</b>	<b>285</b>
Proprietary and managerial — Propriété et administration .....	15,255	10,505	4,695	--
Professional — Professions .....	5,150	2,710	2,410	--
Clerical — Bureaux .....	3,945	2,335	1,590	--
Agricultural — Agriculture .....	4,165	3,825	340	--
Fishing, trapping, and logging — Pêche, trappage et abatage .....	675	660	--	--
Mining and quarrying — Mines et carrières .....	3,125	2,865	260	--
Manufacturing and mechanical <sup>1</sup> — Fabrication et mécanique <sup>1</sup> .....	11,190	7,660	3,485	--
Construction .....	7,825	5,565	2,250	--

1. Includes electric light and power production, and stationary enginemen. — Comprend l'éclairage et l'énergie électriques, et les mécaniciens de machines fixes.

2. Includes "not stated" occupations. — Comprend les occupations "non déclarées".

**TABLE 112. Owner non-farm households with male heads by occupation group of household head, showing the number with and without mortgages, for provinces and cities of 100,000 population and over, 1951 - Concluded**

**TABLEAU 112. Ménages de propriétaires non agricoles avec chefs masculins selon le groupe d'occupation du chef, et nombre de ménages hypothéqués et non hypothéqués, provinces et cités de 100,000 et plus, 1951 - fin**

Occupation group of household head Groupe d'occupation du chef de ménage	Total	Households reporting: Ménages:		
		No mortgage Non hypothéqués	First mortgage only Première hypothèque seulement	First and second mortgages Première et deuxième hypothèques
<b>ALBERTA - Con.-fin</b>				
Transportation and communication - Transports et communications .....	9,130	6,675	2,395	--
Commercial - Commerce .....	4,295	2,595	1,670	--
Financial - Finance .....	1,315	690	610	--
Service (other than professional) - Services (autres que professionnels) .....	4,980	3,410	1,560	--
Labourers (not agricultural, fishing, logging, or mining) - Manoeuvres (sauf l'agriculture, la pêche, l'abatage et les mines) .....	4,370	3,385	975	--
<b>Calgary</b>				
All occupations <sup>1</sup> - Toutes occupations <sup>1</sup> .....	16,260	8,575	7,580	105
Proprietary and managerial - Propriété et administration .....	3,420	1,675	1,735	--
Professional - Professions .....	1,620	650	950	--
Clerical - Bureaux .....	1,175	580	590	--
Agricultural - Agriculture .....	265	215	--	--
Fishing, trapping, and logging - Pêche, trappage et abatage .....	--	--	--	--
Mining and quarrying - Mines et carrières .....	--	--	--	--
Manufacturing and mechanical <sup>2</sup> - Fabrication et mécanique <sup>2</sup> .....	2,640	1,460	1,160	--
Construction .....	1,590	1,010	580	--
Transportation and communication - Transports et communications .....	1,695	935	740	--
Commercial - Commerce .....	1,110	510	590	--
Financial - Finance .....	470	205	260	--
Service (other than professional) - Services (autres que professionnels) .....	1,360	750	605	--
Labourers (not agricultural, fishing, logging, or mining) - Manoeuvres (sauf l'agriculture, la pêche, l'abatage et les mines) .....	845	540	295	--
<b>Edmonton</b>				
All occupations <sup>1</sup> - Toutes occupations <sup>1</sup> .....	20,250	10,765	9,365	120
Proprietary and managerial - Propriété et administration .....	3,795	1,900	1,875	--
Professional - Professions .....	2,035	915	1,110	--
Clerical - Bureaux .....	1,600	865	720	--
Agricultural - Agriculture .....	255	175	--	--
Fishing, trapping, and logging - Pêche, trappage et abatage .....	--	--	--	--
Mining and quarrying - Mines et carrières .....	160	--	--	--
Manufacturing and mechanical <sup>2</sup> - Fabrication et mécanique <sup>2</sup> .....	2,975	1,600	1,355	--
Construction .....	2,455	1,375	1,080	--
Transportation and communication - Transports et communications .....	2,150	1,190	930	--
Commercial - Commerce .....	1,415	615	785	--
Financial - Finance .....	505	210	285	--
Service (other than professional) - Services (autres que professionnels) .....	1,620	980	640	--
Labourers (not agricultural, fishing, logging, or mining) - Manoeuvres (sauf l'agriculture, la pêche, l'abatage et les mines) .....	1,165	810	355	--
<b>BRITISH COLUMBIA</b>				
All occupations <sup>1</sup> - Toutes occupations <sup>1</sup> .....	141,475	86,560	52,925	1,990
Proprietary and managerial - Propriété et administration .....	22,165	13,060	8,760	345
Professional - Professions .....	9,600	4,660	4,715	225
Clerical - Bureaux .....	7,475	3,810	3,485	180
Agricultural - Agriculture .....	3,175	2,640	530	--
Fishing, trapping, and logging - Pêche, trappage et abatage .....	7,150	5,715	1,385	--
Mining and quarrying - Mines et carrières .....	2,330	1,880	450	--
Manufacturing and mechanical <sup>2</sup> - Fabrication et mécanique <sup>2</sup> .....	27,440	17,230	9,915	295
Construction .....	14,755	9,670	4,955	130
Transportation and communication - Transports et communications .....	16,495	9,580	6,695	220
Commercial - Commerce .....	7,285	3,285	3,860	140
Financial - Finance .....	2,525	1,140	1,335	--
Service (other than professional) - Services (autres que professionnels) .....	10,130	6,060	3,840	230
Labourers (not agricultural, fishing, logging, or mining) - Manoeuvres (sauf l'agriculture, la pêche, l'abatage et les mines) .....	9,395	6,550	2,730	115
<b>Vancouver</b>				
All occupations <sup>1</sup> - Toutes occupations <sup>1</sup> .....	44,970	22,970	20,895	1,105
Proprietary and managerial - Propriété et administration .....	8,280	4,275	3,805	200
Professional - Professions .....	3,690	1,685	1,865	140
Clerical - Bureaux .....	2,915	1,280	1,535	100
Agricultural - Agriculture .....	345	240	100	--
Fishing, trapping, and logging - Pêche, trappage et abatage .....	775	465	290	--
Mining and quarrying - Mines et carrières .....	--	--	--	--
Manufacturing and mechanical <sup>2</sup> - Fabrication et mécanique <sup>2</sup> .....	8,420	4,495	3,740	185
Construction .....	4,425	2,565	1,815	--
Transportation and communication - Transports et communications .....	5,385	2,555	2,700	130
Commercial - Commerce .....	3,090	1,245	1,765	--
Financial - Finance .....	1,020	435	560	--
Service (other than professional) - Services (autres que professionnels) .....	3,895	2,140	1,630	125
Labourers (not agricultural, fishing, logging, or mining) - Manoeuvres (sauf l'agriculture, la pêche, l'abatage et les mines) .....	2,470	1,420	1,005	--

1. Includes "not stated" occupations. - Comprend les occupations "non déclarées".

2. Includes electric light and power production, and stationary enginemen. - Comprend l'éclairage et l'énergie électriques, et les mécaniciens de machines fixes.



TABLE 113. Wage-earner households<sup>1</sup> by earnings of household head and tenure, showing specified dwelling attributes, household facilities and conveniences, for provinces, rural, urban, and cities of 100,000 population and over, 1951

TABLEAU 113. Ménages de salariés<sup>1</sup> selon le gain du chef et le mode d'occupation, certains attributs du logement et certaines commodités ménagères et de confort, provinces, régions rurales et urbaines, et cités de 100,000 et plus, 1951

Note. Corresponding statistics for cities of 30,000-99,999 are available, and may be obtained upon request.

Nota. Les chiffres correspondants pour les cités de 30,000-99,999 sont disponibles; on peut se les procurer sur demande.

Earnings of household head and tenure Gain du chef de ménage et mode d'occupation	Wage-earner households <sup>1</sup> Ménages de salariés <sup>1</sup>	Single detached dwellings Logements uniques-maisons seules	Dwellings in need of major repair Logements ayant besoin de réparations importantes	Average number of rooms per dwelling Moyenne de pièces par logement	Households with: Ménages pourvus de:							Passenger automobile Auto-mobilité de tourisme
					Running water Eau courante	Flush toilet (exclusive use) Toilettes avec chasse d'eau (usage exclusif)	Mechanical refrigeration Réfrigération mécanique	Powered washing machine Lesseuse mécanique	Electric vacuum cleaner Aspirateur électrique	Telephone Téléphone	Radio	
<b>CANADA</b>												
Wage earner heads <sup>1</sup> - Chefs salariés <sup>1</sup>	1,855,500	1,100,100	209,405	5.1	1,570,735	1,390,820	975,370	1,438,180	851,400	1,158,995	1,749,810	777,340
Owner - Propriétaires	1,007,385	843,015	94,185	5.6	820,870	736,065	551,000	847,510	530,730	653,040	950,925	488,780
Tenant - Locataires	848,115	257,085	115,220	4.4	749,865	654,755	424,370	590,670	320,670	505,955	798,885	288,560
Under \$1,000 - Moins de \$1,000	159,875	109,350	34,295	4.8	90,640	69,575	37,135	84,220	30,470	54,700	133,705	38,605
Owner - Propriétaires	95,650	83,900	19,195	5.3	45,295	35,145	21,230	53,400	19,740	30,960	80,565	26,050
Tenant - Locataires	64,225	25,450	15,100	4.1	45,345	34,430	15,905	30,820	10,730	23,740	53,140	12,555
\$1,000-\$1,999	443,805	252,010	72,755	4.8	334,390	274,140	153,440	309,050	118,775	213,535	409,535	133,470
Owner - Propriétaires	220,720	183,995	32,450	5.4	150,595	124,210	77,525	169,855	69,970	108,115	204,070	80,120
Tenant - Locataires	223,085	68,015	40,305	4.2	183,795	149,930	75,915	139,195	48,805	105,420	205,465	53,350
\$2,000-\$2,499	461,450	255,715	53,010	4.9	401,290	352,335	226,465	373,730	191,170	284,745	440,950	176,505
Owner - Propriétaires	235,425	191,405	21,620	5.4	198,100	175,110	120,905	206,945	115,745	152,160	225,030	108,020
Tenant - Locataires	226,025	64,310	31,390	4.4	203,190	177,225	105,560	166,785	75,425	132,585	215,920	70,485
\$2,500-\$2,999	345,865	203,770	28,830	5.1	317,855	288,445	207,455	292,515	184,075	241,470	333,295	156,345
Owner - Propriétaires	191,085	158,075	12,080	5.5	173,785	159,040	118,615	173,715	116,200	139,280	184,070	98,750
Tenant - Locataires	154,780	45,695	16,750	4.5	144,070	129,405	88,840	118,800	67,875	102,190	149,225	57,595
\$3,000-\$3,999	291,550	180,710	16,510	5.2	276,550	259,320	212,515	249,690	195,640	227,540	282,945	158,840
Owner - Propriétaires	169,530	143,630	7,145	5.6	159,980	151,105	125,830	156,185	123,950	136,035	164,500	102,530
Tenant - Locataires	122,020	37,080	9,365	4.7	116,570	108,215	86,685	93,505	71,690	91,505	118,445	56,310
\$4,000-\$5,999	110,235	69,845	3,250	5.7	107,625	104,880	97,135	93,545	91,645	96,345	107,550	77,455
Owner - Propriétaires	66,450	57,360	1,380	6.1	64,800	63,300	59,225	61,395	58,005	59,170	64,765	50,010
Tenant - Locataires	43,785	12,485	1,870	5.0	42,825	41,580	37,910	32,150	33,640	37,175	42,785	27,445
\$6,000 and over - \$6,000 et plus	42,720	28,700	755	6.7	42,385	42,125	41,225	35,430	39,625	40,660	41,830	36,120
Owner - Propriétaires	28,525	24,650	315	7.2	28,315	28,155	27,670	26,015	27,120	27,320	27,925	25,300
Tenant - Locataires	14,195	4,050	440	5.6	14,070	13,970	13,555	9,415	12,505	13,340	13,905	10,820
<b>Rural - Régions rurales</b>												
Wage-earner heads <sup>1</sup> - Chefs salariés <sup>1</sup>	392,555	340,080	70,480	5.1	189,115	138,365	120,655	269,715	97,490	131,340	348,230	174,895
Owner - Propriétaires	256,225	239,670	43,400	5.4	121,100	87,805	77,680	178,435	65,275	91,135	228,710	113,665
Tenant - Locataires	136,330	100,410	27,080	4.6	68,015	50,560	42,975	91,280	32,215	40,205	119,520	61,230
Under \$1,000 - Moins de \$1,000	80,395	72,005	20,910	5.0	22,590	13,840	9,265	35,050	7,085	14,415	62,750	21,030
Owner - Propriétaires	59,715	55,660	14,295	5.2	16,485	10,305	7,235	26,750	5,840	11,210	47,820	15,315
Tenant - Locataires	20,680	16,345	6,615	4.2	6,105	3,535	2,030	8,300	1,245	3,205	14,930	5,715
\$1,000-\$1,999	138,100	118,860	28,010	5.1	58,685	39,535	29,695	90,980	21,235	39,355	122,235	55,200
Owner - Propriétaires	90,490	84,195	17,110	5.4	38,305	25,755	19,895	61,700	15,370	27,575	81,135	35,985
Tenant - Locataires	47,610	34,665	10,900	4.6	20,380	13,780	9,800	29,280	5,865	11,780	41,100	19,215
\$2,000-\$2,499	81,215	69,460	12,255	5.1	42,830	31,380	29,585	64,345	23,365	30,590	75,225	41,945
Owner - Propriétaires	50,350	47,140	6,960	5.4	27,060	19,790	18,825	41,195	15,655	20,905	46,880	26,475
Tenant - Locataires	30,865	22,320	5,295	4.7	15,770	11,590	10,760	23,150	7,710	9,685	28,345	15,470
\$2,500-\$2,999	46,495	39,620	5,625	5.1	29,095	22,465	21,900	38,675	18,645	21,050	43,725	26,625
Owner - Propriétaires	28,360	26,715	3,055	5.4	18,145	13,860	13,765	24,470	12,085	14,525	26,800	17,085
Tenant - Locataires	18,135	12,905	2,570	4.7	10,950	8,605	8,135	14,205	6,560	6,525	16,925	9,540
\$3,000-\$3,999	33,815	29,105	3,020	5.3	25,100	21,025	20,225	29,455	17,765	17,370	32,175	20,830
Owner - Propriétaires	20,300	19,255	1,620	5.5	15,105	12,515	12,220	17,965	10,945	11,685	19,345	13,130
Tenant - Locataires	13,515	9,850	1,400	5.0	9,995	8,510	8,005	11,490	6,820	5,685	12,830	7,700
\$4,000-\$5,999	9,860	8,535	570	5.7	8,365	7,730	7,615	8,785	7,110	6,290	9,520	7,050
Owner - Propriétaires	5,400	5,135	315	6.0	4,545	4,155	4,275	4,900	3,985	3,860	5,180	4,200
Tenant - Locataires	4,460	3,400	255	5.3	3,820	3,575	3,340	3,885	3,125	2,430	4,340	2,850
\$6,000 and over - \$6,000 et plus	2,675	2,495	--	6.8	2,450	2,390	2,370	2,425	2,285	2,270	2,600	2,215
Owner - Propriétaires	1,610	1,570	--	6.9	1,455	1,425	1,465	1,455	1,395	1,375	1,550	1,475
Tenant - Locataires	1,065	925	--	6.6	995	965	905	970	890	895	1,050	740
<b>Urban - Régions urbaines</b>												
Wage-earner heads <sup>1</sup> - Chefs salariés <sup>1</sup>	1,462,945	760,020	138,925	5.0	1,381,620	1,252,455	854,715	1,168,465	753,910	1,027,655	1,401,580	602,445
Owner - Propriétaires	751,160	603,345	50,785	5.6	699,770	648,260	473,320	669,075	465,455	561,905	722,215	375,115
Tenant - Locataires	711,785	156,675	88,140	4.4	681,850	604,195	381,395	499,390	288,455	465,750	679,365	227,330
Under \$1,000 - Moins de \$1,000	79,480	37,345	13,385	4.6	68,050	55,735	27,870	49,170	23,385	40,285	70,955	17,575
Owner - Propriétaires	35,935	28,240	4,900	5.4	28,810	24,840	13,995	26,650	13,900	19,750	32,745	10,735
Tenant - Locataires	43,545	9,105	8,485	4.0	39,240	30,895	13,875	22,520	9,485	20,535	38,210	6,840
\$1,000-\$1,999	305,705	133,150	44,745	4.7	275,705	234,605	123,745	218,070	97,540	174,180	287,300	78,270
Owner - Propriétaires	130,230	99,800	15,340	5.4	112,290	98,455	57,630	108,155	54,600	80,540	122,935	44,135
Tenant - Locataires	175,475	33,350	29,405	4.1	163,415	136,150	66,115	109,915	42,940	93,640	164,365	34,135

1. Exclusive of wage-earner households with earnings of head "not stated" or "nil". - Moins les ménages de salariés dont le gain du chef n'est pas déclaré ou dont le chef ne déclare aucun gain.

TABLE 113. Wage-earner households<sup>1</sup> by earnings of household head and tenure, showing specified dwelling attributes, household facilities and conveniences, for provinces, rural, urban, and cities of 100,000 population and over, 1951 - Continued

TABLEAU 113. Ménages de salariés<sup>1</sup> selon le gain du chef et le mode d'occupation, certains attributs du logement et certaines commodités ménagères et de confort, provinces, régions rurales et urbaines, et cités de 100,000 et plus, 1951 - suite

Earnings of household head and tenure Gain du chef de ménage et mode d'occupation	Wage-earner households <sup>1</sup> Ménages de salariés <sup>1</sup>	Single detached dwellings Logements unifiés-maisons seules	Dwellings in need of major repair Logements ayant besoin de réparations importantes	Average number of rooms per dwelling Moyenne de pièces par logement	Households with: Ménages pourvus de:							
					Running water Eau courante	Flush toilet (exclusive use) Toilettes avec chasse d'eau (usage exclusif)	Mechanical refrigeration Réfrigération mécanique	Powered washing machine Lessiveuse mécanique	Electric vacuum cleaner Aspirateur électrique	Telephone Téléphone	Radio	Passenger automobile Automobile de tourisme
<b>CANADA - Con. - fin</b>												
<b>Urban - Con. - Régions urbaines - fin</b>												
\$2,000-\$2,499 .....	380,235	186,255	40,755	4.9	358,460	320,955	196,880	309,385	167,805	254,155	365,725	134,560
Owner - Propriétaires .....	185,075	144,265	14,660	5.4	171,040	155,320	102,080	165,750	100,090	131,255	178,150	75,545
Tenant - Locataires .....	195,160	41,990	26,095	4.4	187,420	165,635	94,800	143,635	67,715	122,900	187,575	55,015
\$2,500-\$2,999 .....	299,370	164,150	23,205	5.0	288,760	265,980	185,555	253,840	165,430	220,420	289,570	129,720
Owner - Propriétaires .....	162,725	131,360	9,025	5.5	155,640	145,180	104,850	149,245	104,115	124,755	157,270	81,665
Tenant - Locataires .....	136,645	32,790	14,180	4.5	133,120	120,800	80,705	104,595	61,315	95,665	132,300	48,055
\$3,000-\$3,999 .....	257,735	151,605	13,490	5.2	251,450	238,295	192,290	220,235	177,875	210,170	250,770	138,010
Owner - Propriétaires .....	149,230	124,375	5,525	5.7	144,875	138,590	113,610	138,220	113,005	124,350	145,155	89,400
Tenant - Locataires .....	108,505	27,230	7,965	4.6	106,575	99,705	78,680	82,015	64,875	85,820	105,615	48,610
\$4,000-\$5,999 .....	100,375	61,310	2,680	5.7	99,260	97,150	89,520	84,760	84,535	90,055	98,030	70,405
Owner - Propriétaires .....	61,050	52,225	1,065	6.1	60,255	59,145	54,950	56,495	54,020	55,310	59,585	45,810
Tenant - Locataires .....	39,325	9,085	1,615	5.0	39,005	38,005	34,570	28,265	30,515	34,745	38,445	24,595
\$6,000 and over - \$6,000 et plus .....	40,045	26,205	665	6.6	39,935	39,735	38,855	33,005	37,340	38,390	39,230	33,905
Owner - Propriétaires .....	26,915	23,080	270	7.2	26,860	26,730	26,205	24,560	25,725	25,945	26,375	23,825
Tenant - Locataires .....	13,130	3,125	395	5.6	13,075	13,005	12,650	8,445	11,615	12,445	12,855	10,080
<b>NEWFOUNDLAND</b>												
Wage-earner heads <sup>1</sup> - Chefs salariés <sup>1</sup> .....	36,090	28,650	3,050	5.5	13,925	10,920	3,540	13,390	3,030	9,620	30,975	4,205
Owner - Propriétaires .....	28,515	25,730	2,100	5.7	8,710	6,810	2,230	9,365	2,070	6,220	24,080	3,025
Tenant - Locataires .....	7,575	2,920	950	4.8	5,215	4,110	1,310	4,025	960	3,400	6,895	1,180
Under \$1,000 - Moins de \$1,000 .....	11,275	10,415	1,090	5.2	845	465	--	745	--	435	8,280	205
Owner - Propriétaires .....	10,515	10,025	960	5.3	550	285	--	605	--	285	7,675	160
Tenant - Locataires .....	760	390	130	4.3	295	180	--	140	--	150	605	--
\$1,000-\$1,999 .....	10,705	8,295	1,050	5.4	3,355	2,255	195	2,920	170	1,905	9,265	785
Owner - Propriétaires .....	8,390	7,520	665	5.6	2,040	1,365	145	2,070	130	1,145	7,215	580
Tenant - Locataires .....	2,315	775	385	4.3	1,315	890	--	850	--	760	2,050	205
\$2,000-\$2,499 .....	5,630	3,865	520	5.4	3,100	2,335	435	3,150	420	2,180	5,330	750
Owner - Propriétaires .....	3,785	3,165	250	5.7	1,780	1,340	295	2,090	275	1,355	3,605	515
Tenant - Locataires .....	1,845	700	270	4.8	1,320	995	140	1,060	145	825	1,725	235
\$2,500-\$2,999 .....	3,465	2,460	215	5.7	2,295	1,855	635	2,520	490	1,580	3,285	660
Owner - Propriétaires .....	2,360	2,025	105	6.0	1,440	1,150	360	1,750	340	1,060	2,235	470
Tenant - Locataires .....	1,105	435	110	5.0	855	705	275	770	150	520	1,050	190
\$3,000-\$3,999 .....	3,230	2,355	130	6.0	2,625	2,355	1,040	2,500	910	2,015	3,130	920
Owner - Propriétaires .....	2,280	2,000	--	6.3	1,780	1,580	630	1,810	620	1,345	2,215	675
Tenant - Locataires .....	950	355	--	5.4	845	775	410	690	290	670	915	245
\$4,000-\$5,999 .....	1,315	915	--	6.7	1,250	1,200	815	1,160	665	1,085	1,245	600
Owner - Propriétaires .....	890	750	--	7.2	835	805	545	795	465	765	855	440
Tenant - Locataires .....	425	165	--	5.6	415	395	270	365	200	320	390	160
\$6,000 and over - \$6,000 et plus .....	470	345	--	7.7	455	455	355	395	350	420	440	285
Owner - Propriétaires .....	295	245	--	7.7	285	285	205	245	225	265	280	185
Tenant - Locataires .....	175	100	--	7.7	170	170	150	150	125	155	160	100
<b>Rural - Régions rurales</b>												
Wage-earner heads <sup>1</sup> - Chefs salariés <sup>1</sup> .....	16,405	15,710	1,315	5.6	1,870	1,045	370	1,945	295	955	12,950	595
Owner - Propriétaires .....	14,975	14,605	1,190	5.6	1,295	590	115	1,390	--	570	11,655	495
Tenant - Locataires .....	1,430	1,105	125	5.6	575	455	255	555	220	385	1,295	100
Under \$1,000 - Moins de \$1,000 .....	8,675	8,455	795	5.3	265	--	--	240	--	125	6,190	--
Owner - Propriétaires .....	8,415	8,220	750	5.3	245	--	--	225	--	120	5,985	--
Tenant - Locataires .....	260	235	--	4.9	--	--	--	--	--	--	205	--
\$1,000-\$1,999 .....	5,305	5,025	395	5.8	540	250	--	585	--	285	4,475	215
Owner - Propriétaires .....	4,835	4,695	360	5.8	460	195	--	495	--	210	4,055	195
Tenant - Locataires .....	470	330	--	5.4	--	--	--	--	--	--	420	--
\$2,000-\$2,499 .....	1,410	1,355	--	5.8	380	165	--	525	--	165	1,285	135
Owner - Propriétaires .....	1,160	1,140	--	5.9	260	100	--	375	--	110	1,060	110
Tenant - Locataires .....	250	215	--	5.6	120	--	--	150	--	--	225	--
\$2,500-\$2,999 .....	515	455	--	6.3	285	200	--	295	--	135	505	--
Owner - Propriétaires .....	340	330	--	6.7	170	100	--	185	--	--	335	--
Tenant - Locataires .....	175	125	--	5.7	115	100	--	110	--	--	170	--
\$3,000-\$3,999 .....	355	295	--	6.8	265	215	--	180	--	145	350	--
Owner - Propriétaires .....	185	180	--	7.2	130	--	--	--	--	--	180	--
Tenant - Locataires .....	170	115	--	6.3	135	120	--	100	--	100	170	--

1. Exclusive of wage-earner households with earnings of head "not stated" or "nil". - Moins les ménages de salariés dont le gain du chef n'est pas déclaré ou dont le chef ne déclare aucun gain.

**TABLE 113. Wage-earner households<sup>1</sup> by earnings of household head and tenure, showing specified dwelling attributes, household facilities and conveniences, for provinces, rural, urban, and cities of 100,000 population and over, 1951 - Continued**

**TABLEAU 113. Ménages de salariés<sup>1</sup> selon le gain du chef et le mode d'occupation, certains attributs du logement et certaines commodités ménagères et de confort, provinces, régions rurales et urbaines, et cités de 100,000 et plus, 1951 - suite**

Earnings of household head and tenure Gain du chef de ménage et mode d'occupation	Wage-earner households <sup>1</sup> Ménages de salariés <sup>1</sup>	Single detached dwellings Logements uniques-maisons seules	Dwellings in need of major repair Logements ayant besoin de réparations importantes	Average number of rooms per dwelling Moyenne de pièces par logement	Households with: Ménages pourvus de:							
					Running water Eau courante	Flush toilet (exclusive use) Toilettes avec chasse d'eau (usage exclusif)	Mechanical refrigeration Réfrigération mécanique	Powered washing machine Lessiveuse mécanique	Electric vacuum cleaner Aspirateur électrique	Telephone Téléphone	Radio	Passenger automobile Automobile de tourisme
<b>NEWFOUNDLAND - Con.-fin</b>												
<b>Rural - Con. - Régions rurales - fin</b>												
\$4,000-\$5,999 .....	--	--	--	--	--	--	--	--	--	--	--	--
Owner - Propriétaires .....	--	--	--	--	--	--	--	--	--	--	--	--
Tenant - Locataires .....	--	--	--	--	--	--	--	--	--	--	--	--
\$6,000 and over - \$6,000 et plus .....	--	--	--	--	--	--	--	--	--	--	--	--
Owner - Propriétaires .....	--	--	--	--	--	--	--	--	--	--	--	--
Tenant - Locataires .....	--	--	--	--	--	--	--	--	--	--	--	--
<b>Urban - Régions urbaines</b>												
Wage-earner heads <sup>1</sup> - Chefs salariés <sup>1</sup> .....	19,685	12,940	1,735	5.4	12,055	9,875	3,170	11,445	2,735	8,665	18,025	3,610
Owner - Propriétaires .....	13,540	11,125	910	5.8	7,415	6,220	2,115	7,975	1,995	5,650	12,425	2,530
Tenant - Locataires .....	6,145	1,815	825	4.6	4,640	3,655	1,055	3,470	740	3,015	5,600	1,080
Under \$1,000 - Moins de \$1,000 .....	2,600	1,960	295	4.9	580	385	--	505	--	310	2,090	115
Owner - Propriétaires .....	2,100	1,805	210	5.1	305	215	--	380	--	165	1,690	--
Tenant - Locataires .....	500	155	--	4.0	275	170	--	125	--	145	400	--
\$1,000-\$1,999 .....	5,400	3,270	655	5.0	2,815	2,005	165	2,335	140	1,620	4,790	570
Owner - Propriétaires .....	3,555	2,825	305	5.4	1,580	1,170	130	1,575	110	935	3,160	385
Tenant - Locataires .....	1,845	445	350	4.1	1,235	835	--	760	--	685	1,630	185
\$2,000-\$2,499 .....	4,220	2,510	430	5.3	2,720	2,170	370	2,625	370	2,015	4,045	615
Owner - Propriétaires .....	2,625	2,025	190	5.7	1,520	1,240	265	1,715	260	1,245	2,545	405
Tenant - Locataires .....	1,595	485	240	4.7	1,200	930	105	910	110	770	1,500	210
\$2,500-\$2,999 .....	2,950	2,005	205	5.5	2,010	1,655	540	2,225	440	1,445	2,780	590
Owner - Propriétaires .....	2,020	1,695	100	5.8	1,270	1,050	335	1,565	335	995	1,900	415
Tenant - Locataires .....	930	310	105	4.9	740	605	205	660	105	450	880	175
\$3,000-\$3,999 .....	2,875	2,060	105	5.9	2,360	2,140	945	2,320	830	1,870	2,780	880
Owner - Propriétaires .....	2,095	1,820	--	6.2	1,650	1,485	615	1,730	600	1,300	2,035	650
Tenant - Locataires .....	780	240	--	5.2	710	655	330	590	230	570	745	230
\$4,000-\$5,999 .....	1,225	835	--	6.6	1,165	1,115	765	1,085	610	1,025	1,155	580
Owner - Propriétaires .....	860	720	--	7.1	810	780	525	770	450	745	825	425
Tenant - Locataires .....	365	115	--	5.4	355	335	240	315	160	280	330	155
\$6,000 and over - \$6,000 et plus .....	415	300	--	7.7	405	405	330	350	320	380	385	260
Owner - Propriétaires .....	285	235	--	7.8	280	280	280	240	225	265	270	180
Tenant - Locataires .....	130	--	--	7.6	125	125	125	110	--	115	115	--
<b>PRINCE EDWARD ISLAND</b>												
Wage-earner heads <sup>1</sup> - Chefs salariés <sup>1</sup> .....	7,180	5,325	965	5.7	4,545	3,750	2,050	4,055	1,915	3,575	6,545	2,850
Owner - Propriétaires .....	4,350	3,970	555	5.9	2,210	1,820	1,010	2,420	1,080	1,975	3,925	1,775
Tenant - Locataires .....	2,830	1,355	410	5.3	2,335	1,930	1,040	1,635	835	1,600	2,620	1,075
Under \$1,000 - Moins de \$1,000 .....	1,870	1,570	425	5.2	535	335	--	495	135	360	1,515	385
Owner - Propriétaires .....	1,390	1,300	275	5.4	265	165	--	335	--	195	1,110	325
Tenant - Locataires .....	480	270	150	4.7	270	170	--	160	--	165	405	--
\$1,000-\$1,999 .....	2,675	1,980	420	5.6	1,665	1,265	450	1,440	390	1,255	2,490	1,040
Owner - Propriétaires .....	1,645	1,485	235	5.8	870	665	325	970	245	705	1,545	680
Tenant - Locataires .....	1,030	495	185	5.3	795	600	125	470	145	550	945	360
\$2,000-\$2,499 .....	1,170	830	--	6.0	965	830	480	905	485	795	1,120	535
Owner - Propriétaires .....	670	605	--	6.5	485	430	225	530	280	485	640	335
Tenant - Locataires .....	500	225	--	5.3	480	400	255	375	205	310	480	200
\$2,500-\$2,999 .....	565	365	--	6.1	505	475	345	460	300	435	550	335
Owner - Propriétaires .....	255	210	--	6.4	225	200	130	220	160	220	250	175
Tenant - Locataires .....	310	155	--	5.9	280	275	215	240	140	215	300	160
\$3,000-\$3,999 .....	555	370	--	6.1	530	515	400	490	350	450	530	310
Owner - Propriétaires .....	270	260	--	6.4	245	240	180	260	195	250	260	155
Tenant - Locataires .....	285	110	--	5.9	285	275	220	230	155	200	270	155
\$4,000-\$5,999 .....	260	160	--	5.4	260	245	200	195	170	195	255	170
Owner - Propriétaires .....	--	--	--	--	--	--	--	--	--	--	--	--
Tenant - Locataires .....	195	--	--	5.1	195	180	160	140	110	130	190	115
\$6,000 and over - \$6,000 et plus .....	--	--	--	--	--	--	--	--	--	--	--	--
Owner - Propriétaires .....	--	--	--	--	--	--	--	--	--	--	--	--
Tenant - Locataires .....	--	--	--	--	--	--	--	--	--	--	--	--

1. Exclusive of wage-earner households with earnings of head "not stated" or "nil". - Moins les ménages de salariés dont le gain du chef n'est pas déclaré ou dont le chef ne déclare aucun gain.

**TABLE 113. Wage-earner households<sup>1</sup> by earnings of household head and tenure, showing specified dwelling attributes, household facilities and conveniences, for provinces, rural, urban, and cities of 100,000 population and over, 1951 - Continued**  
**TABLEAU 113. Ménages de salariés<sup>1</sup> selon le gain du chef et le mode d'occupation, certains attributs du logement et certaines commodités ménagères et de confort, provinces, régions rurales et urbaines, et cités de 100,000 et plus, 1951 - suite**

Earnings of household head and tenure Gain du chef de ménage et mode d'occupation	Wage-earner households <sup>1</sup> Ménages de salariés <sup>1</sup>	Single detached dwellings Logements uniuques-maisons seules	Dwellings in need of major repair Logements ayant besoin de réparations importantes	Average number of rooms per dwelling Moyenne de pièces par logement	Households with: Ménages pourvus de:							
					Running water Eau courante	Flush toilet (exclusive use) Toilettes avec chasse d'eau (usage exclusif)	Mechanical refrigeration Réfrigération mécanique	Powered washing machine Lessiveuse mécanique	Electric vacuum cleaner Aspirateur électrique	Telephone Téléphone	Radio	Passenger automobile Automobile de tourisme
<b>PRINCE EDWARD ISLAND—Con.—fin</b>												
<b>Rural — Régions rurales</b>												
Wage-earner heads <sup>1</sup> — Chefs salariés <sup>1</sup>	3, 805	3, 525	550	5. 8	1, 400	1, 120	810	1, 815	645	1, 045	3, 345	1, 530
Owner — Propriétaires	2, 805	2, 695	390	5. 8	830	635	415	1, 215	380	790	2, 445	1, 105
Tenant — Locataires	1, 000	830	160	5. 7	570	485	395	600	265	255	900	425
Under \$1,000 — Moins de \$1,000	1, 450	1, 365	315	5. 3	170	--	--	265	--	130	1, 140	295
Owner — Propriétaires	1, 210	1, 155	230	5. 4	130	--	--	210	--	105	945	270
Tenant — Locataires	240	210	--	4. 9	--	--	--	--	--	--	195	--
\$1,000—\$1,999	1, 285	1, 190	185	6. 0	430	320	185	645	105	350	1, 175	615
Owner — Propriétaires	970	940	130	6. 0	305	230	150	500	--	260	905	470
Tenant — Locataires	315	250	--	6. 1	125	--	--	145	--	--	270	145
\$2,000—\$2,499	560	515	--	6. 3	370	325	220	445	200	275	525	290
Owner — Propriétaires	380	365	--	6. 7	205	180	105	280	120	225	355	200
Tenant — Locataires	180	150	--	5. 6	165	145	115	165	--	--	170	--
\$2,500—\$2,999	205	175	--	6. 2	150	130	125	175	--	105	205	145
Owner — Propriétaires	--	--	--	--	--	--	--	--	--	--	--	--
Tenant — Locataires	110	--	--	6. 3	--	--	--	--	--	--	110	--
\$3,000—\$3,999	200	185	--	6. 0	175	170	145	185	105	125	195	120
Owner — Propriétaires	120	120	--	6. 2	--	--	--	115	--	105	115	--
Tenant — Locataires	--	--	--	--	--	--	--	--	--	--	--	--
\$4,000—\$5,999	--	--	--	--	--	--	--	--	--	--	--	--
Owner — Propriétaires	--	--	--	--	--	--	--	--	--	--	--	--
Tenant — Locataires	--	--	--	--	--	--	--	--	--	--	--	--
\$6,000 and over — \$6,000 et plus	--	--	--	--	--	--	--	--	--	--	--	--
Owner — Propriétaires	--	--	--	--	--	--	--	--	--	--	--	--
Tenant — Locataires	--	--	--	--	--	--	--	--	--	--	--	--
<b>Urban — Régions urbaines</b>												
Wage-earner heads <sup>1</sup> — Chefs salariés <sup>1</sup>	3, 375	1, 800	415	5. 5	3, 145	2, 630	1, 240	2, 240	1, 270	2, 530	3, 200	1, 320
Owner — Propriétaires	1, 545	1, 275	165	6. 0	1, 380	1, 185	595	1, 205	700	1, 185	1, 480	670
Tenant — Locataires	1, 830	525	250	5. 1	1, 765	1, 445	645	1, 035	570	1, 345	1, 720	650
Under \$1,000 — Moins de \$1,000	420	205	110	5. 0	365	265	--	230	--	230	375	--
Owner — Propriétaires	180	145	--	5. 8	135	105	--	125	--	--	165	--
Tenant — Locataires	240	--	--	4. 5	230	160	--	105	--	140	210	--
\$1,000—\$1,999	1, 390	790	235	5. 3	1, 235	945	265	795	285	905	1, 315	425
Owner — Propriétaires	675	545	105	5. 6	565	435	175	470	175	445	640	210
Tenant — Locataires	715	245	130	5. 0	670	510	--	325	110	460	675	215
\$2,000—\$2,499	610	315	--	5. 7	595	505	260	460	285	520	595	245
Owner — Propriétaires	290	240	--	6. 4	280	250	120	250	160	260	285	135
Tenant — Locataires	320	--	--	5. 1	315	255	140	210	125	260	310	110
\$2,500—\$2,999	360	190	--	6. 1	355	345	220	285	215	330	345	190
Owner — Propriétaires	160	125	--	6. 6	160	155	--	140	120	155	155	100
Tenant — Locataires	200	--	--	5. 7	195	190	125	145	--	175	190	--
\$3,000—\$3,999	355	185	--	6. 2	355	345	255	305	245	325	335	190
Owner — Propriétaires	150	140	--	6. 5	150	150	110	145	130	145	145	--
Tenant — Locataires	205	--	--	6. 0	205	195	145	160	115	180	190	100
\$4,000—\$5,999	165	--	--	5. 0	165	150	115	105	100	145	160	115
Owner — Propriétaires	--	--	--	--	--	--	--	--	--	--	--	--
Tenant — Locataires	120	--	--	4. 4	120	105	--	--	--	100	115	--
\$6,000 and over — \$6,000 et plus	--	--	--	--	--	--	--	--	--	--	--	--
Owner — Propriétaires	--	--	--	--	--	--	--	--	--	--	--	--
Tenant — Locataires	--	--	--	--	--	--	--	--	--	--	--	--
<b>NOVA SCOTIA</b>												
Wage-earner heads <sup>1</sup> — Chefs salariés <sup>1</sup>	81, 070	59, 925	10, 195	5. 6	59, 365	45, 825	26, 425	58, 220	23, 860	44, 905	75, 425	27, 990
Owner — Propriétaires	55, 320	49, 290	5, 585	5. 9	37, 560	29, 565	17, 205	41, 400	17, 335	29, 905	51, 495	19, 965
Tenant — Locataires	25, 750	10, 635	4, 610	4. 8	21, 805	16, 260	9, 220	16, 820	6, 525	15, 000	23, 930	8, 025
Under \$1,000 — Moins de \$1,000	13, 370	11, 065	2, 500	5. 4	5, 250	3, 200	1, 760	6, 175	1, 570	3, 760	11, 320	2, 905
Owner — Propriétaires	10, 165	9, 530	1, 645	5. 7	3, 210	2, 000	1, 335	4, 915	1, 315	2, 680	8, 650	2, 390
Tenant — Locataires	3, 205	1, 535	855	4. 5	2, 040	1, 200	425	1, 260	255	1, 080	2, 670	515
\$1,000—\$1,999	26, 435	19, 845	4, 155	5. 4	17, 300	11, 855	5, 860	17, 920	4, 910	12, 375	24, 580	7, 830
Owner — Propriétaires	17, 755	16, 255	2, 135	5. 9	10, 380	7, 345	3, 995	12, 650	3, 755	7, 895	16, 550	5, 760
Tenant — Locataires	8, 680	3, 590	2, 020	4. 6	6, 920	4, 510	1, 865	5, 270	1, 155	4, 480	8, 030	2, 070

1. Exclusive of wage-earner households with earnings of head "not stated" or "nil". — Moins les ménages de salariés dont le gain du chef n'est pas déclaré ou dont le chef ne déclare aucun gain.

TABLE 113. Wage-earner households<sup>1</sup> by earnings of household head and tenure, showing specified dwelling attributes, household facilities and conveniences, for provinces, rural, urban, and cities of 100,000 population and over, 1951 - Continued

TABLEAU 113. Ménages de salariés<sup>1</sup> selon le gain du chef et le mode d'occupation, certains attributs du logement et certaines commodités ménagères et de confort, provinces, régions rurales et urbaines, et cités de 100,000 et plus, 1951 - suite

Earnings of household head and tenure Gain du chef de ménage et mode d'occupation	Wage-earner households <sup>1</sup> Ménages de salariés <sup>1</sup>	Single detached dwellings Logements uniques-maisons seules	Dwellings in need of major repair Logements ayant besoin de réparations importantes	Average number of rooms per dwelling Moyenne de pièces par logement	Households with: Ménages pourvus de:							Passenger automobile Auto-mobilité de tourisme
					Running water Eau courante	Flush toilet (exclusive use) Toilettes avec chasse d'eau exclusif	Mechanical refrigeration Réfrigération mécanique	Powered washing machine Lessiveuse mécanique	Electric vacuum cleaner Aspirateur électrique	Telephone Téléphone	Radio	
<b>NOVA SCOTIA - Con.-suite</b>												
\$2,000-\$2,499	17,930	12,175	2,110	5.4	15,045	11,540	5,960	14,385	5,305	10,940	17,115	6,055
Owner - Propriétaires	11,560	9,815	1,060	5.8	9,355	7,260	3,630	9,840	3,750	7,150	11,090	4,145
Tenant - Locataires	6,370	2,360	1,050	4.8	5,690	4,280	2,330	4,545	1,555	3,790	6,025	1,910
\$2,500-\$2,999	11,665	8,415	865	5.7	10,490	8,715	4,740	9,880	4,575	8,055	11,190	4,470
Owner - Propriétaires	8,175	6,970	485	6.0	7,225	6,090	3,025	7,215	3,385	5,680	7,800	3,200
Tenant - Locataires	3,490	1,445	380	5.0	3,265	2,625	1,715	2,665	1,190	2,375	3,390	1,270
\$3,000-\$3,999	8,065	5,835	500	5.9	7,710	7,020	4,975	6,895	4,595	6,505	7,780	4,040
Owner - Propriétaires	5,340	4,640	240	6.3	5,080	4,615	3,205	4,810	3,195	4,385	5,190	2,720
Tenant - Locataires	2,725	1,195	260	5.2	2,630	2,405	1,770	2,085	1,400	2,120	2,590	1,320
\$4,000-\$5,999	2,785	1,950	--	6.4	2,755	2,680	2,350	2,310	2,165	2,520	2,660	2,030
Owner - Propriétaires	1,775	1,560	--	6.9	1,765	1,710	1,485	1,520	1,440	1,610	1,695	1,295
Tenant - Locataires	1,010	390	--	5.6	990	970	865	790	725	910	965	735
\$6,000 and over - \$6,000 et plus	820	640	--	7.4	815	815	780	655	740	750	780	660
Owner - Propriétaires	550	520	--	7.6	545	545	530	450	495	505	520	455
Tenant - Locataires	270	120	--	6.8	270	270	250	205	245	245	260	205
<b>Rural - Régions rurales</b>												
Wage-earner heads <sup>1</sup> - Chefs salariés <sup>1</sup>	28,420	26,195	3,735	5.8	11,785	7,310	5,950	17,975	5,250	9,090	25,705	10,340
Owner - Propriétaires	23,240	22,345	2,840	5.9	9,290	5,650	4,630	14,790	4,290	7,465	21,065	8,305
Tenant - Locataires	5,180	3,850	895	5.4	2,495	1,660	1,320	3,185	960	1,625	4,640	2,035
Under \$1,000 - Moins de \$1,000	9,140	8,560	1,630	5.6	1,930	975	945	3,885	830	1,745	7,620	2,145
Owner - Propriétaires	7,905	7,615	1,325	5.7	1,630	865	830	3,480	765	1,530	6,640	1,905
Tenant - Locataires	1,235	945	305	5.2	300	110	115	405	--	215	980	240
\$1,000-\$1,999	11,855	10,970	1,490	5.9	5,080	2,870	2,230	7,940	1,860	3,725	10,995	4,395
Owner - Propriétaires	9,695	9,345	1,055	6.0	4,070	2,290	1,880	6,570	1,595	3,035	9,000	3,605
Tenant - Locataires	2,160	1,625	435	5.4	1,010	580	350	1,370	265	690	1,995	790
\$2,000-\$2,499	4,010	3,610	375	5.8	2,265	1,465	1,150	3,265	1,075	1,725	3,815	1,915
Owner - Propriétaires	3,140	2,990	300	5.9	1,795	1,110	855	2,580	835	1,380	3,020	1,450
Tenant - Locataires	870	620	--	5.4	470	355	295	685	240	345	795	465
\$2,500-\$2,999	1,975	1,795	150	5.9	1,310	950	705	1,640	700	1,025	1,900	960
Owner - Propriétaires	1,565	1,485	100	6.0	1,015	720	490	1,325	565	885	1,505	740
Tenant - Locataires	410	310	--	5.3	295	230	215	315	135	140	395	220
\$3,000-\$3,999	1,075	925	--	6.1	870	735	625	905	525	600	1,030	640
Owner - Propriétaires	695	675	--	6.2	555	455	390	600	345	440	675	405
Tenant - Locataires	380	250	--	6.0	315	280	235	305	180	160	355	235
\$4,000-\$5,999	310	280	--	6.5	280	265	250	285	215	225	290	240
Owner - Propriétaires	200	195	--	6.8	190	175	155	195	155	165	185	170
Tenant - Locataires	110	--	--	6.1	--	--	--	--	--	--	105	--
\$6,000 and over - \$6,000 et plus	--	--	--	--	--	--	--	--	--	--	--	--
Owner - Propriétaires	--	--	--	--	--	--	--	--	--	--	--	--
Tenant - Locataires	--	--	--	--	--	--	--	--	--	--	--	--
<b>Urban - Régions urbaines</b>												
Wage-earner heads <sup>1</sup> - Chefs salariés <sup>1</sup>	52,650	33,730	6,460	5.5	47,580	38,515	20,475	40,245	18,610	35,815	49,720	17,650
Owner - Propriétaires	32,080	26,945	2,745	6.0	28,270	23,915	12,575	26,610	13,045	22,440	30,430	11,660
Tenant - Locataires	20,570	6,785	3,715	4.6	19,310	14,600	7,900	13,635	5,565	13,375	19,290	5,990
Under \$1,000 - Moins de \$1,000	4,230	2,505	870	4.9	3,320	2,225	815	2,290	740	2,015	3,700	760
Owner - Propriétaires	2,260	1,915	320	5.6	1,580	1,135	505	1,435	550	1,150	2,010	485
Tenant - Locataires	1,970	590	550	4.1	1,740	1,090	310	855	190	865	1,690	275
\$1,000-\$1,999	14,580	8,875	2,665	5.1	12,220	8,985	3,630	9,980	3,050	8,850	13,585	3,435
Owner - Propriétaires	8,060	6,910	1,080	5.7	6,310	5,055	2,115	6,080	2,160	4,860	7,550	2,155
Tenant - Locataires	6,520	1,965	1,585	4.3	5,910	3,930	1,515	3,900	890	3,790	6,035	1,280
\$2,000-\$2,499	13,920	8,565	1,735	5.3	12,780	10,075	4,810	11,120	4,230	9,215	13,300	4,140
Owner - Propriétaires	8,420	6,825	760	5.8	7,560	6,150	2,775	7,260	2,915	5,770	8,070	2,695
Tenant - Locataires	5,500	1,740	975	4.7	5,220	3,925	2,035	3,860	1,315	3,445	5,230	1,445
\$2,500-\$2,999	9,690	6,820	715	5.7	9,180	7,765	4,035	8,240	3,875	7,030	9,290	3,510
Owner - Propriétaires	6,610	5,485	385	6.0	6,210	5,370	2,535	5,890	2,820	4,795	6,295	2,460
Tenant - Locataires	3,080	1,335	330	4.9	2,970	2,395	1,500	2,350	1,055	2,235	2,995	1,050
\$3,000-\$3,999	6,990	4,910	410	5.9	6,840	6,285	4,350	5,990	4,070	5,905	6,750	3,400
Owner - Propriétaires	4,645	3,965	180	6.3	4,525	4,160	2,815	4,210	2,850	3,945	4,515	2,315
Tenant - Locataires	2,345	945	230	5.1	2,315	2,125	1,535	1,780	1,220	1,960	2,235	1,085

1. Exclusive of wage-earner households with earnings of head "not stated" or "nil". - Moins les ménages de salariés dont le gain du chef n'est pas déclaré ou dont le chef ne déclare aucun gain.

TABLE 113. Wage-earner households<sup>1</sup> by earnings of household head and tenure, showing specified dwelling attributes, household facilities and conveniences, for provinces, rural, urban, and cities of 100,000 population and over, 1951 - Continued

TABLEAU 113. Ménages de salariés<sup>1</sup> selon le gain du chef et le mode d'occupation, certains attributs du logement et certaines commodités ménagères et de confort, provinces, régions rurales et urbaines, et cités de 100,000 et plus, 1951 - suite

Earnings of household head and tenure Gain du chef de ménage et mode d'occupation	Wage-earner households <sup>1</sup> Ménages de salariés <sup>1</sup>	Single detached dwellings Logements uniques-maisons seules	Dwellings in need of major repair Logements ayant besoin de réparations importantes	Average number of rooms per dwelling Moyenne de pièces par logement	Households with: Ménages pourvus de:							
					Running water Eau courante	Flush toilet (exclusive use) Toilettes avec chasse d'eau (usage exclusif)	Mechanical refrigeration Réfrigération mécanique	Powered washing machine Lessiveuse mécanique	Electric vacuum cleaner Aspirateur électrique	Telephone Téléphone	Radio	Passenger automobile Auto-mobille de tourisme
<b>NOVA SCOTIA - Con.-fin</b>												
<b>Urban - Con. - Régions urbaines - fin</b>												
\$4,000-\$5,999 .....	2,475	1,670	--	6.4	2,475	2,415	2,100	2,025	1,950	2,295	2,370	1,790
Owner - Propriétaires.....	1,575	1,365	--	6.9	1,575	1,535	1,330	1,325	1,285	1,445	1,510	1,125
Tenant - Locataires.....	900	305	--	5.6	900	880	770	700	665	850	860	665
\$6,000 and over - \$6,000 et plus .....	765	585	--	7.3	765	765	735	600	695	705	725	615
Owner - Propriétaires.....	510	480	--	7.7	510	510	500	410	465	475	480	425
Tenant - Locataires.....	255	105	--	6.6	255	255	235	190	230	230	245	190
<b>NEW BRUNSWICK</b>												
<b>Wage-earner heads<sup>1</sup> - Chefs salariés<sup>1</sup></b>	<b>59,545</b>	<b>39,980</b>	<b>10,975</b>	<b>5.6</b>	<b>40,570</b>	<b>34,175</b>	<b>17,230</b>	<b>43,030</b>	<b>17,255</b>	<b>30,335</b>	<b>54,295</b>	<b>19,570</b>
Owner - Propriétaires.....	35,530	31,795	6,440	6.0	20,370	16,220	9,275	26,155	9,900	16,215	31,900	12,420
Tenant - Locataires.....	24,015	8,185	4,535	5.1	20,200	17,955	7,955	16,875	7,355	14,120	22,395	7,150
Under \$1,000 - Moins de \$1,000 .....	9,945	7,925	3,210	5.2	3,590	2,335	910	4,595	845	2,230	7,870	1,775
Owner - Propriétaires.....	7,055	6,480	2,225	5.4	1,920	1,070	560	3,310	520	1,330	5,480	1,375
Tenant - Locataires.....	2,890	1,445	985	4.7	1,670	1,265	350	1,285	325	900	2,390	400
\$1,000-\$1,999 .....	21,775	15,015	4,885	5.4	12,730	9,760	3,615	14,965	3,535	8,640	19,685	5,845
Owner - Propriétaires.....	13,430	12,140	2,910	5.7	6,305	4,390	2,135	9,595	2,205	4,905	12,005	4,090
Tenant - Locataires.....	8,345	2,875	1,975	4.9	6,425	5,370	1,480	5,370	1,330	3,735	7,680	1,755
\$2,000-\$2,499 .....	12,605	7,590	1,820	5.7	10,080	8,815	3,835	10,175	3,920	7,270	12,025	4,370
Owner - Propriétaires.....	6,625	5,920	815	6.2	4,585	3,810	1,835	5,625	2,100	3,505	6,280	2,500
Tenant - Locataires.....	5,980	1,670	1,005	5.1	5,495	5,005	2,000	4,550	1,820	3,765	5,745	1,870
\$2,500-\$2,999 .....	7,085	4,325	610	6.0	6,360	5,780	3,240	6,275	3,305	5,260	6,860	3,005
Owner - Propriétaires.....	3,885	3,390	315	6.4	3,310	2,925	1,705	3,555	1,880	2,730	3,740	1,735
Tenant - Locataires.....	3,200	935	295	5.4	3,050	2,855	1,535	2,720	1,425	2,530	3,120	1,270
\$3,000-\$3,999 .....	5,520	3,495	350	6.2	5,230	4,955	3,315	4,810	3,505	4,530	5,330	2,775
Owner - Propriétaires.....	3,100	2,680	125	6.7	2,845	2,655	1,805	2,830	1,970	2,455	3,000	1,670
Tenant - Locataires.....	2,420	815	225	5.6	2,385	2,300	1,510	1,980	1,535	2,075	2,330	1,105
\$4,000-\$5,999 .....	2,055	1,250	--	6.6	2,020	1,970	1,765	1,765	1,630	1,855	1,980	1,325
Owner - Propriétaires.....	1,115	905	--	7.0	1,085	1,050	920	985	925	980	1,080	770
Tenant - Locataires.....	940	345	--	6.0	935	920	845	780	705	875	900	555
\$6,000 and over - \$6,000 et plus .....	560	380	--	7.4	560	560	550	445	515	550	545	475
Owner - Propriétaires.....	320	280	--	8.0	320	320	315	255	300	310	315	280
Tenant - Locataires.....	240	100	--	6.7	240	240	235	190	215	240	230	195
<b>Rural - Régions rurales</b>												
<b>Wage-earner heads<sup>1</sup> - Chefs salariés<sup>1</sup></b>	<b>24,520</b>	<b>21,750</b>	<b>5,710</b>	<b>5.7</b>	<b>9,215</b>	<b>5,920</b>	<b>4,165</b>	<b>15,765</b>	<b>3,710</b>	<b>7,160</b>	<b>21,165</b>	<b>7,720</b>
Owner - Propriétaires.....	19,620	18,415	4,515	5.9	7,065	4,450	3,100	12,720	2,930	5,675	16,900	6,260
Tenant - Locataires.....	4,900	3,335	1,195	5.2	2,150	1,470	1,065	3,045	780	1,485	4,265	1,460
Under \$1,000 - Moins de \$1,000 .....	7,085	6,430	2,350	5.3	1,435	630	425	2,970	350	995	5,390	1,275
Owner - Propriétaires.....	5,785	5,410	1,885	5.4	1,105	475	350	2,450	300	820	4,405	1,095
Tenant - Locataires.....	1,300	1,020	465	4.9	330	155	--	520	--	175	985	180
\$1,000-\$1,999 .....	10,730	9,570	2,600	5.6	3,550	1,970	1,350	7,040	1,125	2,765	9,385	3,240
Owner - Propriétaires.....	8,670	8,155	2,060	5.8	2,805	1,515	1,070	5,835	955	2,300	7,605	2,690
Tenant - Locataires.....	2,060	1,415	540	5.0	745	455	280	1,205	170	465	1,780	550
\$2,000-\$2,499 .....	3,775	3,235	520	6.2	1,990	1,460	930	3,095	900	1,495	3,570	1,495
Owner - Propriétaires.....	2,920	2,735	375	6.4	1,470	1,060	605	2,380	675	1,135	2,745	1,160
Tenant - Locataires.....	855	500	145	5.5	520	400	325	715	225	360	825	335
\$2,500-\$2,999 .....	1,505	1,285	160	6.4	1,030	765	625	1,340	550	860	1,450	805
Owner - Propriétaires.....	1,185	1,120	130	6.7	805	605	480	1,075	445	665	1,140	645
Tenant - Locataires.....	320	165	--	5.3	225	160	145	265	105	195	310	160
\$3,000-\$3,999 .....	1,175	1,025	--	6.9	990	890	645	1,080	630	860	1,130	745
Owner - Propriétaires.....	880	830	--	7.0	725	650	470	810	435	625	835	555
Tenant - Locataires.....	295	195	--	6.5	265	240	175	270	195	235	295	190
\$4,000-\$5,999 .....	215	170	--	7.2	185	170	155	205	120	150	205	130
Owner - Propriétaires.....	150	135	--	7.4	125	115	--	140	--	100	140	--
Tenant - Locataires.....	--	--	--	--	--	--	--	--	--	--	--	--
\$6,000 and over - \$6,000 et plus .....	--	--	--	--	--	--	--	--	--	--	--	--
Owner - Propriétaires.....	--	--	--	--	--	--	--	--	--	--	--	--
Tenant - Locataires.....	--	--	--	--	--	--	--	--	--	--	--	--

1. Exclusive of wage-earner households with earnings of head "not stated" or "nil". - Moins les ménages de salariés dont le gain du chef n'est pas déclaré ou dont le chef ne déclare aucun gain.

TABLE 113. Wage-earner households<sup>1</sup> by earnings of household head and tenure, showing specified dwelling attributes, household facilities and conveniences, for provinces, rural, urban, and cities of 100,000 population and over, 1951 - Continued

TABLEAU 113. Ménages de salariés<sup>1</sup> selon le gain du chef et le mode d'occupation, certains attributs du logement et certaines commodités ménagères et de confort, provinces, régions rurales et urbaines, et cités de 100,000 et plus, 1951 - suite

Earnings of household head and tenure Gain du chef de ménage et mode d'occupation	Wage-earner households <sup>1</sup> Ménages de salariés <sup>1</sup>	Single detached dwellings Logements uniques-maisons seules	Dwellings in need of major repair Logements ayant besoin de réparations importantes	Average number of rooms per dwelling Moyenne de pièces par logement	Households with: Ménages pourvus de:							
					Running water Eau courante	Flush toilet (exclusive use) Toilettes avec chasse d'eau (usage exclusif)	Mechanical refrigeration Réfrigération mécanique	Powered washing machine Lessiveuse mécanique	Electric vacuum cleaner Aspirateur électrique	Telephone Téléphone	Radio	Passenger automobile Automobile de tourisme
<b>NEW BRUNSWICK - Con.-fin</b>												
<b>Urban - Régions urbaines</b>												
Wage-earner heads <sup>1</sup> - Chefs salariés <sup>1</sup>	35,025	18,230	5,265	5.6	31,355	28,255	13,065	27,265	13,545	23,175	33,130	11,850
Owner - Propriétaires	15,910	13,380	1,925	6.1	13,305	11,770	6,175	13,435	6,970	10,540	15,000	6,160
Tenant - Locataires	19,115	4,850	3,340	5.1	18,050	16,485	6,890	13,830	6,575	12,635	18,130	5,690
Under \$1,000 - Moins de \$1,000	2,860	1,495	860	5.0	2,155	1,705	485	1,625	495	1,235	2,480	500
Owner - Propriétaires	1,270	1,070	340	5.4	815	595	210	860	220	510	1,075	280
Tenant - Locataires	1,590	425	520	4.6	1,340	1,110	275	765	275	725	1,405	220
\$1,000-\$1,999	11,045	5,445	2,285	5.2	9,180	7,790	2,265	7,925	2,410	5,875	10,300	2,605
Owner - Propriétaires	4,760	3,985	1,850	5.7	3,500	2,875	1,065	3,760	1,250	2,605	4,400	1,400
Tenant - Locataires	6,285	1,460	435	4.8	5,680	4,915	1,200	4,165	1,160	3,270	5,900	1,205
\$2,000-\$2,499	8,830	4,355	1,300	5.5	8,090	7,355	2,905	7,080	3,020	5,775	8,455	2,875
Owner - Propriétaires	3,705	3,185	440	6.0	3,115	2,750	1,230	3,245	1,425	2,370	3,535	1,340
Tenant - Locataires	5,125	1,170	860	5.0	4,975	4,605	1,675	3,835	1,595	3,405	4,920	1,535
\$2,500-\$2,999	5,580	3,040	450	5.9	5,330	5,015	2,615	4,935	2,755	4,400	5,410	2,200
Owner - Propriétaires	2,700	2,270	185	6.3	2,505	2,320	1,225	2,480	1,435	2,065	2,600	1,090
Tenant - Locataires	2,880	770	265	5.4	2,825	2,695	1,390	2,455	1,320	2,335	2,810	1,110
\$3,000-\$3,999	4,345	2,470	280	6.0	4,240	4,065	2,670	3,730	2,875	3,670	4,200	2,030
Owner - Propriétaires	2,220	1,850	--	6.6	2,120	2,005	1,335	2,020	1,535	1,830	2,165	1,115
Tenant - Locataires	2,125	620	210	5.5	2,120	2,060	1,335	1,710	1,340	1,840	2,035	915
\$4,000-\$5,999	1,840	1,080	--	6.5	1,835	1,800	1,610	1,560	1,510	1,705	1,775	1,195
Owner - Propriétaires	965	770	--	7.0	960	935	825	845	835	880	940	680
Tenant - Locataires	875	310	--	6.0	875	865	785	715	675	825	835	515
\$6,000 and over - \$6,000 et plus	525	345	--	7.4	525	525	515	410	480	515	510	445
Owner - Propriétaires	290	250	--	7.9	290	290	285	225	270	280	285	255
Tenant - Locataires	235	--	--	6.7	235	235	230	185	210	235	225	190
<b>QUÉBEC</b>												
Wage-earner heads <sup>1</sup> - Chefs salariés <sup>1</sup>	499,765	147,600	70,900	5.0	469,545	442,100	254,505	389,175	175,915	302,845	476,620	123,380
Owner - Propriétaires	173,135	113,190	27,255	5.9	151,705	138,675	84,480	146,080	64,320	95,960	163,320	53,800
Tenant - Locataires	326,630	34,410	43,645	4.6	317,840	303,425	170,025	243,095	111,595	206,885	313,300	69,580
Under \$1,000 - Moins de \$1,000	42,680	21,455	11,310	4.9	32,975	27,385	9,710	26,175	5,370	13,980	37,035	5,995
Owner - Propriétaires	21,475	16,960	6,395	5.6	14,135	10,945	3,715	13,825	2,345	5,300	18,400	3,690
Tenant - Locataires	21,205	4,495	4,915	4.3	18,840	16,440	5,995	12,350	3,025	8,680	18,635	2,305
\$1,000-\$1,999	141,995	48,560	26,665	4.9	129,150	117,150	49,335	106,160	26,895	66,150	132,890	23,425
Owner - Propriétaires	51,295	36,430	10,750	5.7	42,400	36,750	15,865	41,905	9,495	20,595	47,470	11,365
Tenant - Locataires	90,700	12,130	15,915	4.4	86,750	80,400	33,470	64,255	17,400	45,555	85,420	12,060
\$2,000-\$2,499	130,220	31,165	18,145	4.9	125,625	120,020	64,205	106,800	39,850	79,805	125,595	26,905
Owner - Propriétaires	38,950	23,550	5,615	5.8	35,815	33,070	19,535	35,015	13,255	22,740	37,330	10,770
Tenant - Locataires	91,270	7,615	12,530	4.5	89,810	86,650	44,670	71,785	26,595	57,065	88,265	16,135
\$2,500-\$2,999	84,290	19,710	9,200	5.0	82,160	79,380	50,485	69,970	35,200	58,165	82,130	21,350
Owner - Propriétaires	25,520	15,075	2,765	5.9	24,095	22,955	15,555	23,135	11,985	17,010	24,795	8,365
Tenant - Locataires	58,770	4,635	6,435	4.6	58,065	56,425	34,930	46,835	23,215	41,155	57,335	12,985
\$3,000-\$3,999	63,035	15,755	4,550	5.3	62,175	60,980	46,290	51,280	36,995	49,930	61,875	22,230
Owner - Propriétaires	20,340	12,225	1,390	6.2	19,775	19,320	15,220	18,415	13,310	15,830	19,960	8,620
Tenant - Locataires	42,695	3,530	3,160	4.8	42,400	41,660	31,070	32,865	23,685	34,100	41,915	13,610
\$4,000-\$5,999	25,430	7,030	825	5.7	25,365	25,155	22,750	19,770	20,350	23,090	25,085	14,210
Owner - Propriétaires	9,610	5,700	285	6.6	9,555	9,455	8,755	8,550	8,240	8,710	9,470	6,090
Tenant - Locataires	15,820	1,330	540	5.1	15,810	15,700	13,995	11,220	12,110	14,380	15,615	8,120
\$6,000 and over - \$6,000 et plus	12,115	3,925	205	6.6	12,095	12,030	11,730	9,020	11,255	11,725	12,010	9,265
Owner - Propriétaires	5,945	3,250	--	7.7	5,930	5,880	5,835	5,235	5,690	5,775	5,895	4,900
Tenant - Locataires	6,170	675	150	5.7	6,165	6,150	5,895	3,785	5,565	5,950	6,115	4,365
<b>Rural - Régions rurales</b>												
Wage-earner heads <sup>1</sup> - Chefs salariés <sup>1</sup>	80,665	61,010	19,915	5.5	57,815	45,600	20,945	59,515	10,945	22,010	71,590	20,895
Owner - Propriétaires	54,555	47,190	13,815	5.9	37,675	29,195	13,060	40,030	7,100	15,290	48,435	14,240
Tenant - Locataires	26,110	13,820	6,100	4.9	20,140	16,405	7,885	19,485	3,845	6,720	23,155	6,655
Under \$1,000 - Moins de \$1,000	19,870	15,980	6,605	5.3	11,250	7,675	2,220	11,180	1,005	3,175	16,110	3,240
Owner - Propriétaires	15,100	12,990	4,980	5.6	8,330	5,645	1,665	8,590	855	2,535	12,445	2,510
Tenant - Locataires	4,770	2,990	1,625	4.5	2,920	2,030	555	2,590	150	640	3,665	730
\$1,000-\$1,999	35,100	26,210	8,650	5.5	25,305	19,495	7,310	26,120	3,225	8,385	31,320	8,165
Owner - Propriétaires	23,550	20,385	5,945	5.8	16,525	12,590	4,560	17,680	2,170	5,925	21,090	5,570
Tenant - Locataires	11,550	5,825	2,705	4.9	8,780	6,905	2,750	8,440	1,055	2,460	10,230	2,595

1. Exclusive of wage-earner households with earnings of head "not stated" or "nil". - Moins les ménages de salariés dont le gain du chef n'est pas déclaré ou dont le chef ne déclare aucun gain.

TABLE 113. Wage-earner households<sup>1</sup> by earnings of household head and tenure, showing specified dwelling attributes, household facilities and conveniences, for provinces, rural, urban, and cities of 100,000 population and over, 1951 - Continued

TABLEAU 113. Ménages de salariés<sup>1</sup> selon le gain du chef et le mode d'occupation, certains attributs du logement et certaines commodités ménagères et de confort, provinces, régions rurales et urbaines, et cités de 100,000 et plus, 1951 - suite

Earnings of household head and tenure Gain du chef de ménage et mode d'occupation	Wage-earner households <sup>1</sup> Ménages de salariés <sup>1</sup>	Single detached dwellings Logements unques-maisons seules	Dwellings in need of major repair Logements ayant besoin de réparations importantes	Average number of rooms per dwelling Moyenne de pièces par logement	Households with: Ménages pourvus de:							Radio	Passenger automobile Auto-mobille de tourisme
					Running water Eau courante	Flush toilet (exclusive use) Toilettes avec chasse d'eau (usage exclusif)	Mechanical refrigeration Réfrigération mécanique	Powered washing machine Lessiveuse mécanique	Electric vacuum cleaner Aspirateur électrique	Telephone Téléphone			
<b>QUÉBEC - Con.-suite</b>													
<b>Rural - Con. - Régions rurales-fin</b>													
\$2,000-\$2,499 .....	14,090	10,185	2,900	5.6	11,410	9,495	5,130	12,030	2,390	4,645	13,160	4,305	
Owner - Propriétaires .....	8,980	7,770	1,825	6.0	7,090	5,840	3,155	7,670	1,520	3,215	8,365	2,880	
Tenant - Locataires .....	5,110	2,415	1,075	4.9	4,320	3,655	1,975	4,360	870	1,430	4,795	1,425	
\$2,500-\$2,999 .....	6,265	4,520	1,115	5.7	5,120	4,465	2,895	5,475	1,680	2,640	5,890	2,425	
Owner - Propriétaires .....	3,820	3,270	655	6.1	3,035	2,585	1,720	3,335	1,020	1,720	3,575	1,575	
Tenant - Locataires .....	2,445	1,250	460	5.1	2,085	1,880	1,175	2,140	660	920	2,315	850	
\$3,000-\$3,999 .....	3,780	2,895	510	6.1	3,235	2,995	2,150	3,300	1,555	1,950	3,610	1,715	
Owner - Propriétaires .....	2,210	1,960	300	6.4	1,855	1,715	1,215	1,945	895	1,195	2,120	1,080	
Tenant - Locataires .....	1,570	935	210	5.6	1,380	1,280	935	1,355	660	755	1,490	635	
\$4,000-\$5,999 .....	1,220	940	120	6.5	1,170	1,155	950	1,095	805	900	1,170	785	
Owner - Propriétaires .....	715	640	100	6.9	670	655	575	640	485	525	670	490	
Tenant - Locataires .....	505	300	--	5.9	500	500	375	455	320	375	500	295	
\$6,000 and over - \$6,000 et plus .....	340	280	--	7.7	325	320	290	315	285	315	330	260	
Owner - Propriétaires .....	180	175	--	8.4	170	165	170	170	155	175	170	155	
Tenant - Locataires .....	160	105	--	6.9	155	155	120	145	130	140	160	105	
<b>Urban - Régions urbaines</b>													
Wage-earner heads <sup>1</sup> - Chefs salariés <sup>1</sup> .....	419,100	86,590	50,985	4.9	411,730	396,500	233,560	329,660	164,970	280,835	405,030	102,485	
Owner - Propriétaires .....	118,580	66,000	13,440	5.9	114,030	109,480	71,420	106,050	57,220	80,670	114,885	39,560	
Tenant - Locataires .....	300,520	20,590	37,545	4.6	297,700	287,020	162,140	223,610	107,750	200,165	290,145	62,925	
Under \$1,000 - Moins de \$1,000 .....	22,810	5,475	4,705	4.6	21,725	19,710	7,490	14,995	4,365	10,805	20,925	2,755	
Owner - Propriétaires .....	6,375	3,970	1,415	5.5	5,805	5,300	2,050	5,235	1,490	2,765	5,955	1,180	
Tenant - Locataires .....	16,435	1,505	3,290	4.2	15,920	14,410	5,440	9,760	2,875	8,040	14,970	1,575	
\$1,000-\$1,999 .....	106,895	22,350	18,015	4.7	103,845	97,655	42,025	80,040	23,670	57,765	101,570	15,260	
Owner - Propriétaires .....	27,745	16,045	4,805	5.6	25,875	24,160	11,305	24,225	7,325	14,670	26,380	5,795	
Tenant - Locataires .....	79,150	6,305	13,210	4.3	77,970	73,495	30,720	55,815	16,345	43,095	75,190	9,465	
\$2,000-\$2,499 .....	116,130	20,980	15,245	4.8	114,215	110,525	59,075	94,770	37,460	75,160	112,435	22,600	
Owner - Propriétaires .....	29,970	15,780	3,790	5.7	28,725	27,530	16,380	27,345	11,735	19,525	28,965	7,890	
Tenant - Locataires .....	86,160	5,200	11,455	4.5	85,490	82,995	42,695	67,425	25,725	55,635	83,470	14,710	
\$2,500-\$2,999 .....	78,025	15,190	8,085	4.9	77,040	74,915	47,590	64,495	33,520	55,525	76,240	18,925	
Owner - Propriétaires .....	21,700	11,805	2,110	5.8	21,060	20,370	13,835	19,800	10,965	15,290	21,220	6,790	
Tenant - Locataires .....	56,325	3,385	5,975	4.6	55,980	54,545	33,755	44,695	22,555	40,235	55,020	12,135	
\$3,000-\$3,999 .....	59,255	12,860	4,040	5.2	58,940	57,985	44,140	47,980	35,440	47,980	58,265	20,515	
Owner - Propriétaires .....	18,130	10,265	1,090	6.2	17,920	17,605	14,005	16,700	12,415	14,635	17,840	7,560	
Tenant - Locataires .....	41,125	2,595	2,950	4.8	41,020	40,380	30,135	31,510	23,025	33,345	40,425	12,955	
\$4,000-\$5,999 .....	24,210	6,090	705	5.7	24,195	24,000	21,800	18,675	19,545	22,190	23,915	13,425	
Owner - Propriétaires .....	8,895	5,060	185	6.6	8,885	8,800	8,180	7,910	7,755	8,185	8,800	5,600	
Tenant - Locataires .....	15,315	1,030	520	5.1	15,310	15,200	13,620	10,765	11,790	14,005	15,115	7,825	
\$6,000 and over - \$6,000 et plus .....	11,775	3,645	190	6.6	11,770	11,710	11,440	8,705	10,970	11,410	11,680	9,005	
Owner - Propriétaires .....	5,765	3,075	--	7.7	5,760	5,715	5,665	5,065	5,535	5,600	5,725	4,745	
Tenant - Locataires .....	6,010	570	145	5.6	6,010	5,995	5,775	3,640	5,435	5,810	5,955	4,260	
<b>Montréal</b>													
Wage-earner heads <sup>1</sup> - Chefs salariés <sup>1</sup> .....	171,170	7,835	18,280	4.7	170,790	165,275	103,430	118,035	70,320	129,055	165,425	38,235	
Owner - Propriétaires .....	23,840	5,110	1,380	5.7	23,785	23,450	18,595	20,080	15,190	20,305	23,270	8,860	
Tenant - Locataires .....	147,330	2,725	16,900	4.5	147,005	141,825	84,835	97,955	55,130	108,750	142,155	29,375	
Under \$1,000 - Moins de \$1,000 .....	7,850	235	1,230	4.3	7,740	6,945	3,420	3,845	1,900	4,935	7,200	855	
Owner - Propriétaires .....	650	130	--	5.9	640	625	435	505	335	550	640	205	
Tenant - Locataires .....	7,200	105	1,175	4.2	7,100	6,320	2,985	3,340	1,565	4,385	6,560	650	
\$1,000-\$1,999 .....	39,230	1,540	5,745	4.4	39,095	36,730	17,800	23,755	9,990	25,925	37,145	4,455	
Owner - Propriétaires .....	3,865	830	375	5.4	3,840	3,730	2,375	2,915	1,650	3,035	3,740	855	
Tenant - Locataires .....	35,365	710	5,370	4.3	35,255	33,000	15,425	20,840	8,340	22,890	33,405	3,600	
\$2,000-\$2,499 .....	49,435	1,850	6,160	4.6	49,355	47,990	26,515	36,285	16,140	35,635	47,825	8,115	
Owner - Propriétaires .....	5,830	1,005	490	5.4	5,815	5,685	4,165	5,100	3,030	4,720	5,600	1,410	
Tenant - Locataires .....	43,605	845	5,670	4.5	43,540	42,305	22,350	31,185	13,110	30,915	42,225	6,705	
\$2,500-\$2,999 .....	33,320	1,545	3,235	4.7	33,280	32,635	21,240	25,010	14,190	25,930	32,550	7,205	
Owner - Propriétaires .....	4,900	1,045	260	5.5	4,895	4,840	3,815	4,200	3,020	4,045	4,800	1,585	
Tenant - Locataires .....	28,420	500	2,975	4.6	28,385	27,795	17,425	20,810	11,170	21,885	27,750	5,620	
\$3,000-\$3,999 .....	25,555	1,585	1,550	4.8	25,545	25,250	19,685	18,505	14,970	21,820	25,110	8,150	
Owner - Propriétaires .....	4,575	1,585	160	5.8	4,575	4,560	3,900	3,875	3,435	4,080	4,505	1,960	
Tenant - Locataires .....	20,980	430	1,390	4.6	20,970	20,690	15,785	14,630	11,535	17,740	20,605	6,190	

1. Exclusive of wage-earner households with earnings of head "not stated" or "nil". - Moins les ménages de salariés dont le gain du chef n'est pas déclaré ou dont le chef ne déclare aucun gain.



**TABLE 113. Wage-earner households<sup>1</sup> by earnings of household head and tenure, showing specified dwelling attributes, household facilities and conveniences, for provinces, rural, urban, and cities of 100,000 population and over, 1951 - Continued**

**TABLEAU 113. Ménages de salariés<sup>1</sup> selon le gain du chef et le mode d'occupation, certains attributs du logement et certaines commodités ménagères et de confort, provinces, régions rurales et urbaines, et cités de 100,000 et plus, 1951 - suite**

Earnings of household head and tenure Gain du chef de ménage et mode d'occupation	Wage-earner households <sup>1</sup> Ménages de salariés <sup>1</sup>	Single detached dwellings Logements uniques-maisons seules	Dwellings in need of major repair Logements ayant besoin de réparations importantes	Average number of rooms per dwelling Moyenne de pièces par logement	Households with: Ménages pourvus de:							
					Running water Eau courante	Flush toilet (exclusive use) Toilettes avec chasse d'eau (usage exclusif)	Mechanical refrigeration Réfrigération mécanique	Powered washing machine Lessiveuse mécanique	Electric vacuum cleaner Aspirateur électrique	Telephone Téléphone	Radio	Passenger automobile Auto-mobille de tourisme
<b>QUÉBEC - Con.-fin</b>												
<b>Montréal - Con.-fin</b>												
\$4,000-\$5,999 .....	10,750	700	270	5.2	10,745	10,705	9,880	7,455	8,560	9,925	10,605	5,820
Owner - Propriétaires .....	2,525	600	--	6.3	2,525	2,525	2,430	2,200	2,290	2,400	2,500	1,600
Tenant - Locataires .....	8,225	100	240	4.9	8,220	8,180	7,450	5,255	6,270	7,525	8,105	4,220
\$6,000 and over - \$6,000 et plus .....	5,030	380	--	5.8	5,030	5,020	4,890	3,180	4,570	4,885	4,990	3,635
Owner - Propriétaires .....	1,495	345	--	7.1	1,495	1,485	1,475	1,285	1,430	1,475	1,485	1,245
Tenant - Locataires .....	3,535	--	--	5.3	3,535	3,535	3,415	1,895	3,140	3,410	3,505	2,390
<b>Québec</b>												
Wage-earner heads <sup>1</sup> - Chefs salariés <sup>1</sup> .....	24,105	1,715	2,745	4.9	24,040	23,335	13,035	17,840	8,375	18,450	23,570	4,930
Owner - Propriétaires .....	4,620	1,340	290	6.2	4,600	4,475	3,130	3,900	2,245	3,955	4,520	1,545
Tenant - Locataires .....	19,485	375	2,455	4.6	19,440	18,860	9,905	13,940	6,130	14,495	19,050	3,385
Under \$1,000 - Moins de \$1,000 .....	1,425	--	320	4.1	1,400	1,280	405	845	175	850	1,330	120
Owner - Propriétaires .....	145	--	--	5.2	140	140	--	100	--	110	140	--
Tenant - Locataires .....	1,280	--	300	4.0	1,260	1,140	360	745	150	740	1,190	--
\$1,000-\$1,999 .....	8,460	430	1,265	4.6	8,435	8,085	3,330	6,130	1,620	5,655	8,200	860
Owner - Propriétaires .....	1,340	265	135	5.7	1,330	1,290	725	1,115	415	1,055	1,295	260
Tenant - Locataires .....	7,120	165	1,130	4.4	7,105	6,795	2,605	5,015	1,205	4,600	6,905	600
\$2,000-\$2,499 .....	6,565	445	745	4.8	6,550	6,415	3,480	5,080	2,040	5,095	6,480	1,205
Owner - Propriétaires .....	1,310	360	--	5.9	1,305	1,270	850	1,130	535	1,115	1,285	360
Tenant - Locataires .....	5,255	--	665	4.6	5,245	5,145	2,630	3,950	1,505	3,980	5,195	845
\$2,500-\$2,999 .....	3,295	245	240	5.2	3,295	3,250	2,165	2,550	1,475	2,815	3,245	815
Owner - Propriétaires .....	715	210	--	6.5	715	705	520	635	385	630	710	255
Tenant - Locataires .....	2,580	--	210	4.8	2,580	2,545	1,645	1,915	1,090	2,185	2,535	560
\$3,000-\$3,999 .....	2,800	255	100	5.5	2,800	2,780	2,260	2,095	1,790	2,540	2,780	1,040
Owner - Propriétaires .....	615	225	--	6.7	615	600	520	515	435	560	600	270
Tenant - Locataires .....	2,185	--	--	5.1	2,185	2,180	1,740	1,580	1,355	1,980	2,180	770
\$4,000-\$5,999 .....	1,145	190	--	6.4	1,145	1,115	1,000	880	890	1,085	1,125	600
Owner - Propriétaires .....	350	175	--	7.3	350	325	325	300	305	340	345	260
Tenant - Locataires .....	795	--	--	6.0	795	790	675	580	585	745	780	340
\$6,000 and over - \$6,000 et plus .....	415	--	--	7.4	415	410	395	260	385	410	410	290
Owner - Propriétaires .....	145	--	--	9.7	145	145	145	105	145	145	145	105
Tenant - Locataires .....	270	--	--	6.2	270	265	250	155	240	265	265	185
<b>ONTARIO</b>												
Wage-earner heads <sup>1</sup> - Chefs salariés <sup>1</sup> .....	710,105	467,505	64,270	5.3	628,355	555,930	455,000	580,160	400,685	515,125	670,160	383,595
Owner - Propriétaires .....	440,000	367,150	29,305	5.7	388,220	352,485	297,800	390,245	279,725	338,075	417,300	258,175
Tenant - Locataires .....	270,105	100,355	34,965	4.6	240,135	203,445	157,200	189,915	120,960	177,050	252,860	125,420
Under \$1,000 - Moins de \$1,000 .....	41,170	27,350	7,275	5.1	27,240	21,430	16,130	25,510	13,285	21,540	34,745	15,525
Owner - Propriétaires .....	23,600	19,850	3,460	5.6	14,935	12,375	10,280	16,715	9,175	13,645	20,545	10,580
Tenant - Locataires .....	17,570	7,500	3,815	4.4	12,305	9,055	5,850	8,795	4,110	7,895	14,200	4,945
\$1,000-\$1,999 .....	131,865	82,030	19,050	5.1	101,720	81,985	61,475	96,125	49,780	79,640	121,020	55,605
Owner - Propriétaires .....	73,130	59,750	8,430	5.7	54,635	45,615	36,410	59,620	32,890	48,020	67,615	34,435
Tenant - Locataires .....	58,735	22,280	10,620	4.5	47,085	36,370	25,065	36,505	16,890	31,620	53,405	21,170
\$2,000-\$2,499 .....	172,170	107,670	17,690	5.2	151,710	130,610	99,885	141,980	85,655	120,585	163,275	83,645
Owner - Propriétaires .....	102,985	82,680	7,805	5.7	89,880	79,535	63,285	91,730	58,875	76,680	97,800	54,035
Tenant - Locataires .....	69,185	24,990	9,885	4.5	61,830	51,075	36,600	50,250	26,780	43,905	65,475	29,610
\$2,500-\$2,999 .....	154,375	101,980	11,580	5.2	143,530	128,385	102,520	132,780	90,825	115,695	147,685	83,560
Owner - Propriétaires .....	97,975	80,855	5,395	5.6	90,880	82,030	67,650	89,895	63,880	77,150	93,835	56,355
Tenant - Locataires .....	56,400	21,125	6,185	4.6	52,650	45,355	34,870	42,885	26,945	38,545	53,850	27,205
\$3,000-\$3,999 .....	138,180	95,025	6,980	5.4	132,630	123,300	107,775	120,965	97,665	112,230	133,290	86,650
Owner - Propriétaires .....	91,480	77,830	3,445	5.7	87,615	82,450	72,705	85,005	76,020	88,240	60,280	60,280
Tenant - Locataires .....	46,700	17,195	3,535	4.7	45,015	40,850	35,070	35,960	28,705	36,210	45,045	26,370
\$4,000-\$5,999 .....	52,185	37,425	1,350	5.8	51,440	50,225	47,505	45,490	44,630	46,235	50,550	40,580
Owner - Propriétaires .....	35,745	31,980	615	6.1	35,240	34,505	32,725	33,355	31,545	32,140	34,590	28,660
Tenant - Locataires .....	16,440	5,445	735	5.0	16,200	15,720	14,780	12,135	13,085	14,095	15,960	11,920
\$6,000 and over - \$6,000 et plus .....	20,160	16,025	345	6.7	20,085	19,995	19,710	17,310	18,445	19,200	19,595	18,030
Owner - Propriétaires .....	15,085	14,205	155	7.1	15,035	14,975	14,745	13,925	14,800	14,420	14,670	13,830
Tenant - Locataires .....	5,075	1,820	190	5.6	5,050	5,020	4,965	3,385	4,445	4,780	4,925	4,200

1. Exclusive of wage-earner households with earnings of head "not stated" or "nil". - Moins les ménages de salariés dont le gain du chef n'est pas déclaré ou dont le chef ne déclare aucun gain.

TABLE 113. Wage-earner households<sup>1</sup> by earnings of household head and tenure, showing specified dwelling attributes, household facilities and conveniences, for provinces, rural, urban, and cities of 100,000 population and over, 1951 - Continued

TABLEAU 113. Ménages de salariés<sup>1</sup> selon le gain du chef et le mode d'occupation, certains attributs du logement et certaines commodités ménagères et de confort, provinces, régions rurales et urbaines, et cités de 100,000 et plus, 1951 - suite

Earnings of household head and tenure Gain du chef de ménage et mode d'occupation	Wage-earner households <sup>1</sup> Ménages de salariés <sup>1</sup>	Single detached dwellings Logements uniques-maisons seules	Dwellings in need of major repair Logements ayant besoin de réparations importantes	Average number of rooms per dwelling Moyenne de pièces par logement	Households with: Ménages pourvus de:							
					Running water Eau courante	Flush toilet (exclusive use) Toilettes avec chasse d'eau (usage exclusif)	Mechanical refrigeration Réfrigération mécanique	Powered washing machine Lessiveuse mécanique	Electric vacuum cleaner Aspirateur électrique	Telephone Téléphone	Radio	Passenger automobile Automobile de tourisme
<b>ONTARIO - Con. - suite</b>												
<b>Rural - Régions rurales</b>												
Wage-earner heads <sup>1</sup> - Chefs salariés <sup>1</sup>	127,765	110,470	19,385	5.3	63,685	46,820	58,235	97,095	46,655	61,280	114,415	78,450
Owner - Propriétaires	82,500	78,110	10,865	5.5	41,435	30,950	39,895	65,560	33,085	44,280	75,055	52,665
Tenant - Locataires	45,265	32,360	8,520	5.0	22,250	15,870	18,340	31,535	13,570	17,000	39,360	25,785
Under \$1,000 - Moins de \$1,000	16,640	14,725	3,990	5.1	4,490	2,700	4,020	8,810	2,985	5,580	12,860	8,020
Owner - Propriétaires	10,775	10,165	2,240	5.4	3,080	2,025	3,155	6,325	2,365	4,250	8,825	5,550
Tenant - Locataires	5,865	4,560	1,750	4.8	1,410	675	865	2,485	620	1,330	4,035	2,470
\$1,000-\$1,999	38,865	33,820	7,515	5.3	14,290	9,020	12,715	26,985	9,445	16,070	34,190	22,310
Owner - Propriétaires	24,050	22,770	4,060	5.5	8,725	5,655	8,445	17,510	6,745	11,180	21,510	14,110
Tenant - Locataires	14,815	11,050	3,455	5.0	5,565	3,365	4,270	9,475	2,700	4,890	12,680	8,200
\$2,000-\$2,499	30,620	25,985	4,215	5.3	15,365	10,965	14,500	24,800	11,355	14,815	27,990	19,280
Owner - Propriétaires	19,700	18,550	2,395	5.5	9,800	7,075	9,730	16,650	7,950	10,580	18,160	12,845
Tenant - Locataires	10,920	7,435	1,820	4.9	5,565	3,890	4,770	8,150	3,405	4,235	9,830	6,435
\$2,500-\$2,999	20,510	17,475	2,255	5.3	12,810	9,775	11,465	17,475	9,370	11,075	19,215	13,435
Owner - Propriétaires	13,530	12,810	1,305	5.4	8,395	6,410	7,820	11,910	6,545	8,190	12,765	9,320
Tenant - Locataires	6,980	4,665	950	5.0	4,415	3,365	3,645	5,565	2,825	2,885	6,450	4,115
\$3,000-\$3,999	15,320	13,260	1,150	5.4	11,500	9,430	10,435	13,755	8,735	9,285	14,530	10,560
Owner - Propriétaires	10,510	10,005	710	5.6	7,865	6,435	7,200	9,530	6,200	6,860	9,995	7,450
Tenant - Locataires	4,810	3,255	440	5.1	3,635	2,995	3,235	4,225	2,535	2,425	4,535	3,110
\$4,000-\$5,999	4,480	3,920	215	5.9	3,960	3,675	3,810	4,060	3,530	3,245	4,340	3,630
Owner - Propriétaires	2,990	2,890	130	6.1	2,665	2,450	2,820	2,765	2,395	2,360	2,885	2,485
Tenant - Locataires	1,490	1,030	--	5.5	1,295	1,225	1,190	1,295	1,135	885	1,455	1,145
\$6,000 and over - \$6,000 et plus	1,330	1,285	--	7.2	1,270	1,255	1,290	1,210	1,235	1,210	1,290	1,215
Owner - Propriétaires	945	920	--	7.2	905	900	925	870	885	860	915	905
Tenant - Locataires	385	365	--	7.2	365	355	365	340	350	350	375	310
<b>Urban - Régions urbaines</b>												
Wage-earner heads <sup>1</sup> - Chefs salariés <sup>1</sup>	582,340	357,035	44,885	5.3	564,670	509,110	396,765	483,065	354,030	453,845	555,745	505,145
Owner - Propriétaires	357,500	289,040	18,440	5.8	346,785	321,535	257,905	324,685	246,640	293,795	342,245	205,510
Tenant - Locataires	224,840	67,995	26,445	4.5	217,885	187,575	138,860	158,380	107,390	160,050	213,500	99,635
Under \$1,000 - Moins de \$1,000	24,530	12,625	3,285	5.1	22,750	18,730	12,110	16,700	10,300	15,960	21,885	7,505
Owner - Propriétaires	12,825	9,685	1,220	5.8	11,855	10,350	7,125	10,390	6,810	9,395	11,720	5,030
Tenant - Locataires	11,705	2,940	2,065	4.3	10,895	8,380	4,985	6,310	3,490	6,565	10,165	2,475
\$1,000-\$1,999	93,000	48,210	11,535	5.1	87,430	72,965	48,760	69,140	40,335	63,570	86,830	33,295
Owner - Propriétaires	49,080	36,980	4,370	5.7	45,910	39,960	27,965	42,110	26,145	36,840	46,105	20,325
Tenant - Locataires	43,920	11,230	7,165	4.3	41,520	33,005	20,795	27,030	14,190	26,730	40,725	12,970
\$2,000-\$2,499	141,550	81,685	13,475	5.2	136,345	119,645	85,385	117,180	74,300	105,770	135,285	64,365
Owner - Propriétaires	83,285	64,130	5,410	5.7	80,080	72,460	53,555	75,080	50,925	66,100	79,640	41,190
Tenant - Locataires	58,265	17,555	8,065	4.5	56,265	47,185	31,830	42,100	23,375	39,670	55,645	23,175
\$2,500-\$2,999	133,865	84,505	9,325	5.2	130,720	118,610	91,055	115,305	81,455	104,620	128,470	70,125
Owner - Propriétaires	84,445	68,045	4,090	5.6	82,485	76,620	59,830	77,985	57,335	68,960	81,070	47,035
Tenant - Locataires	49,420	16,460	5,235	4.5	48,235	41,990	31,225	37,320	24,120	35,660	47,400	23,090
\$3,000-\$3,999	122,860	81,765	5,830	5.4	121,130	113,870	97,340	107,210	88,930	102,945	118,760	76,090
Owner - Propriétaires	80,970	67,825	2,735	5.7	79,750	76,015	65,505	75,475	62,760	69,160	78,250	52,830
Tenant - Locataires	41,890	13,940	3,095	4.7	41,380	37,855	31,835	31,735	26,170	33,785	40,510	23,260
\$4,000-\$5,999	47,705	33,505	1,135	5.8	47,480	46,550	43,695	41,430	41,100	42,990	46,210	36,950
Owner - Propriétaires	32,755	29,090	485	6.1	32,575	32,055	30,105	30,590	29,150	29,780	31,705	26,175
Tenant - Locataires	14,950	4,415	650	5.0	14,905	14,495	13,590	10,840	11,950	13,210	14,505	10,775
\$6,000 and over - \$6,000 et plus	18,830	14,740	300	6.7	18,815	18,740	18,420	16,100	17,610	17,990	18,305	16,815
Owner - Propriétaires	14,140	13,285	130	7.1	14,130	14,075	13,820	13,055	13,515	13,560	13,755	12,925
Tenant - Locataires	4,690	1,455	170	5.4	4,685	4,665	4,600	3,045	4,095	4,430	4,550	3,890
<b>Hamilton</b>												
Wage-earner heads <sup>1</sup> - Chefs salariés <sup>1</sup>	40,710	26,515	2,410	5.2	40,385	36,010	30,410	31,490	24,565	31,995	38,790	21,180
Owner - Propriétaires	25,520	22,200	1,100	5.7	25,355	23,545	20,520	22,495	17,720	21,415	24,400	14,400
Tenant - Locataires	15,190	4,315	1,310	4.3	15,030	12,465	9,890	8,995	6,845	10,580	14,390	6,780
Under \$1,000 - Moins de \$1,000	1,515	750	110	4.9	1,490	1,240	900	885	670	1,035	1,385	395
Owner - Propriétaires	680	545	--	6.0	680	605	500	530	395	555	630	255
Tenant - Locataires	835	205	--	4.1	810	635	400	355	275	480	755	140
\$1,000-\$1,999	5,390	2,725	470	5.0	5,340	4,460	3,355	3,430	2,475	3,845	5,025	1,810
Owner - Propriétaires	2,735	2,080	140	5.7	2,730	2,420	1,945	2,180	1,585	2,165	2,585	1,075
Tenant - Locataires	2,655	645	330	4.2	2,610	2,040	1,410	1,250	890	1,680	2,440	735

1. Exclusive of wage-earner households with earnings of head "not stated" or "nil". - Moins les ménages de salariés dont le gain du chef n'est pas déclaré ou dont le chef ne déclare aucun gain.

TABLE 113. Wage-earner households<sup>1</sup> by earnings of household head and tenure, showing specified dwelling attributes, household facilities and conveniences, for provinces, rural, urban, and cities of 100,000 population and over, 1951 - Continued

TABLEAU 113. Ménages de salariés<sup>1</sup> selon le gain du chef et le mode d'occupation, certains attributs du logement et certaines commodités ménagères et de confort, provinces, régions rurales et urbaines, et cités de 100,000 et plus, 1951 - suite

Earnings of household head and tenure Gain du chef de ménage et mode d'occupation	Wage-earner households <sup>1</sup> Ménages de salariés <sup>1</sup>	Single detached dwellings Logements uniques-maisons seules	Dwellings in need of major repair Logements ayant besoin de réparations importantes	Average number of rooms per dwelling Moyenne de pièces par logement	Households with: Ménages pourvus de:							
					Running water Eau courante	Flush toilet (exclusive use) <sup>**</sup> Toilettes avec chasse d'eau (usage exclusif)	Mechanical refrigeration Réfrigération mécanique	Powered washing machine Lessiveuse mécanique	Electric vacuum cleaner Aspirateur électrique	Telephone Téléphone	Radio	Passenger automobile Auto-mobyle de tourisme
<b>ONTARIO - Con. - suite</b>												
<b>Hamilton - Con. - fin</b>												
\$2,000-\$2,499	9,510	5,795	765	5.1	9,380	8,135	6,415	7,185	4,820	6,895	9,045	4,065
Owner - Propriétaires	5,610	4,715	360	5.6	5,530	5,055	4,135	4,850	3,380	4,345	5,320	2,545
Tenant - Locataires	3,900	1,080	405	4.3	3,850	3,080	2,280	2,335	1,440	2,550	3,725	1,520
\$2,500-\$2,999	11,050	7,450	625	5.1	10,945	9,660	8,210	8,895	6,495	8,570	10,550	5,820
Owner - Propriétaires	7,280	6,320	320	5.5	7,215	6,635	5,725	6,490	4,840	6,005	6,950	3,955
Tenant - Locataires	3,770	1,130	305	4.3	3,730	3,025	2,485	2,405	1,655	2,565	3,600	1,865
\$3,000-\$3,999	9,725	7,110	360	5.2	9,710	9,065	8,205	8,125	7,010	8,330	9,360	6,195
Owner - Propriétaires	6,640	6,115	235	5.6	6,625	6,300	5,765	6,060	5,175	5,875	6,400	4,410
Tenant - Locataires	3,085	995	125	4.3	3,085	2,765	2,440	2,065	1,835	2,455	2,960	1,785
\$4,000-\$5,999	2,660	2,020	--	5.6	2,660	2,600	2,480	2,245	2,300	2,475	2,575	2,115
Owner - Propriétaires	1,920	1,795	--	6.0	1,920	1,885	1,810	1,780	1,720	1,825	1,865	1,560
Tenant - Locataires	740	225	--	4.7	740	715	670	465	580	650	710	555
\$6,000 and over - \$6,000 et plus	860	665	--	6.4	860	850	845	725	795	845	850	780
Owner - Propriétaires	655	630	--	6.9	655	645	640	605	625	645	650	600
Tenant - Locataires	205	--	--	4.6	205	205	205	120	170	200	200	180
<b>Ottawa</b>												
Wage-earner heads <sup>1</sup> - Chefs salariés <sup>1</sup>	35,185	14,800	3,095	5.3	33,620	31,270	26,080	26,950	20,095	30,395	33,615	16,970
Owner - Propriétaires	13,455	11,240	530	6.1	12,570	12,040	10,670	11,935	9,515	12,320	12,770	8,125
Tenant - Locataires	21,730	3,560	2,565	4.8	21,050	19,230	15,410	15,015	10,580	18,075	20,845	8,845
Under \$1,000 - Moins de \$1,000	1,485	445	205	5.1	1,390	1,230	755	1,000	460	1,205	1,360	310
Owner - Propriétaires	435	330	--	6.0	380	360	260	360	195	375	390	145
Tenant - Locataires	1,050	115	180	4.7	1,010	870	495	640	265	830	970	165
\$1,000-\$1,999	6,355	2,055	1,030	4.9	5,705	4,875	3,385	4,420	1,980	4,790	5,995	1,915
Owner - Propriétaires	1,770	1,360	165	5.9	1,415	1,275	1,065	1,440	775	1,455	1,630	685
Tenant - Locataires	4,585	695	865	4.5	4,290	3,600	2,320	2,980	1,205	3,335	4,365	1,230
\$2,000-\$2,499	8,435	3,230	1,040	5.0	7,940	7,155	5,660	6,440	3,735	6,980	8,020	3,505
Owner - Propriétaires	2,770	2,190	195	5.9	2,475	2,280	1,975	2,455	1,585	2,490	2,625	1,500
Tenant - Locataires	5,665	1,040	845	4.5	5,465	4,875	3,685	3,985	2,150	4,490	5,395	2,005
\$2,500-\$2,999	5,915	2,470	410	5.2	5,690	5,375	4,550	4,835	3,565	5,205	5,670	2,780
Owner - Propriétaires	2,305	1,900	--	5.9	2,185	2,080	1,810	2,120	1,590	2,125	2,215	1,375
Tenant - Locataires	3,610	570	315	4.8	3,505	3,295	2,740	2,715	1,975	3,080	3,455	1,405
\$3,000-\$3,999	6,695	3,180	260	5.5	6,615	6,395	5,700	5,295	4,780	6,255	6,495	3,755
Owner - Propriétaires	2,930	2,520	--	6.2	2,890	2,835	2,455	2,590	2,345	2,765	2,790	1,820
Tenant - Locataires	3,765	660	230	5.0	3,725	3,560	3,245	2,705	2,435	3,490	3,705	1,935
\$4,000-\$5,999	4,695	2,475	125	5.7	4,675	4,635	4,445	3,750	4,105	4,415	4,530	3,340
Owner - Propriétaires	2,345	2,120	--	6.4	2,325	2,310	2,220	2,150	2,220	2,240	2,250	1,790
Tenant - Locataires	2,350	355	110	5.1	2,350	2,325	2,225	1,600	1,935	2,175	2,280	1,550
\$6,000 and over - \$6,000 et plus	1,605	945	--	6.6	1,605	1,605	1,585	1,210	1,470	1,545	1,545	1,365
Owner - Propriétaires	900	820	--	7.1	900	900	885	820	855	870	870	810
Tenant - Locataires	705	125	--	5.9	705	705	700	390	615	675	675	555
<b>Toronto</b>												
Wage-earner heads <sup>1</sup> - Chefs salariés <sup>1</sup>	101,560	30,305	7,445	5.8	101,150	90,540	70,555	75,235	64,615	90,690	96,685	44,130
Owner - Propriétaires	59,420	25,310	2,735	6.6	59,400	54,480	43,490	51,225	43,135	55,330	56,870	28,645
Tenant - Locataires	42,140	4,995	4,710	4.7	41,750	36,060	27,065	24,010	21,480	35,360	39,815	15,485
Under \$1,000 - Moins de \$1,000	4,445	1,055	440	5.7	4,380	3,670	2,385	2,665	2,130	3,620	4,050	1,010
Owner - Propriétaires	2,125	835	110	6.8	2,125	1,880	1,280	1,640	1,345	1,945	2,000	640
Tenant - Locataires	2,320	220	330	4.7	2,255	1,790	1,105	1,025	785	1,675	2,050	370
\$1,000-\$1,999	17,705	3,815	1,750	5.5	17,560	15,265	10,585	11,265	8,890	14,625	16,365	4,270
Owner - Propriétaires	9,095	2,990	575	6.5	9,075	8,145	5,735	7,160	5,450	8,060	8,495	2,610
Tenant - Locataires	8,610	825	1,175	4.4	8,485	7,120	4,850	4,105	3,440	6,565	7,870	1,660
\$2,000-\$2,499	26,135	6,260	2,515	5.8	26,015	22,585	16,030	19,170	14,340	22,850	24,930	9,300
Owner - Propriétaires	15,110	4,950	920	6.5	15,110	13,430	10,005	12,680	9,620	13,805	14,430	5,805
Tenant - Locataires	11,025	1,310	1,595	4.8	10,905	9,155	6,025	6,490	4,720	9,045	10,500	3,495
\$2,500-\$2,999	21,865	6,220	1,500	5.7	21,810	19,450	15,165	17,125	14,130	19,665	20,980	9,695
Owner - Propriétaires	13,425	5,065	595	6.4	13,425	12,255	9,645	11,915	9,670	12,580	12,920	6,395
Tenant - Locataires	8,440	1,155	905	4.7	8,385	7,195	5,520	5,210	4,460	7,085	8,060	3,300
\$3,000-\$3,999	18,930	6,130	925	5.8	18,905	17,430	14,760	14,995	14,035	17,840	18,295	10,290
Owner - Propriétaires	11,445	5,200	395	6.5	11,445	10,720	9,130	10,430	9,445	10,975	11,095	6,660
Tenant - Locataires	7,485	930	530	4.7	7,460	6,710	5,630	4,565	4,590	6,865	7,200	3,630

1. Exclusive of wage-earner households with earnings of head "not stated" or "nil". - Moins les ménages de salariés dont le gain du chef n'est pas déclaré ou dont le chef ne déclare aucun gain.

**TABLE 113. Wage-earner households<sup>1</sup> by earnings of household head and tenure, showing specified dwelling attributes, household facilities and conveniences, for provinces, rural, urban, and cities of 100,000 population and over, 1951 - Continued**  
**TABLEAU 113. Ménages de salariés<sup>1</sup> selon le gain du chef et le mode d'occupation, certains attributs du logement et certaines commodités ménagères et de confort, provinces, régions rurales et urbaines, et cités de 100,000 et plus, 1951 - suite**

Earnings of household head and tenure Gain du chef de ménage et mode d'occupation	Wage-earner households <sup>1</sup> Ménages de salariés <sup>1</sup>	Single detached dwellings Logements unifiés-maisons seules	Dwellings in need of major repair Logements ayant besoin de réparations importantes	Average number of rooms per dwelling Moyenne de pièces par logement	Households with: Ménages pourvus de:							
					Running water Eau courante	Flush toilet (exclusive use) Toilettes avec chasse d'eau (usage exclusif)	Mechanical refrigeration Réfrigération mécanique	Powered washing machine Lessiveuse mécanique	Electric vacuum cleaner Aspirateur électrique	Telephone Téléphone	Radio	Passenger automobile Automobile de tourisme
<b>ONTARIO - Con.-fin</b>												
<b>Toronto - Con.-fin</b>												
\$4,000-\$5,999	8,035	3,920	255	6.1	8,035	7,715	7,310	6,425	6,990	7,765	7,765	5,830
Owner - Propriétaires	5,070	3,530	125	6.8	5,070	4,915	4,655	4,575	4,625	4,910	4,890	3,775
Tenant - Locataires	2,965	390	130	4.8	2,965	2,800	2,655	1,850	2,365	2,855	2,875	2,055
\$6,000 and over - \$6,000 et plus	4,445	2,905	--	6.9	4,445	4,425	4,320	3,590	4,100	4,325	4,300	3,735
Owner - Propriétaires	3,150	2,740	--	7.6	3,150	3,135	3,040	2,825	2,980	3,055	3,040	2,760
Tenant - Locataires	1,295	165	--	5.0	1,295	1,290	1,280	765	1,120	1,270	1,260	975
<b>Windsor</b>												
Wage-earner heads <sup>1</sup> - Chefs salariés <sup>1</sup>	24,130	15,200	1,925	5.1	23,985	22,525	15,985	20,540	16,040	17,115	22,845	12,330
Owner - Propriétaires	12,395	10,860	475	5.8	12,385	12,170	9,475	11,695	9,775	9,905	11,770	7,100
Tenant - Locataires	11,735	4,340	1,450	4.3	11,600	10,355	6,510	8,845	6,265	7,210	11,075	5,230
Under \$1,000 - Moins de \$1,000	775	340	140	4.3	755	625	380	535	335	395	640	215
Owner - Propriétaires	285	235	--	5.6	285	280	195	255	175	185	240	105
Tenant - Locataires	490	105	130	3.6	470	345	185	280	160	210	400	110
\$1,000-\$1,999	2,445	1,115	320	4.5	2,410	2,045	1,170	1,800	1,085	1,305	2,245	770
Owner - Propriétaires	875	680	--	5.6	875	820	530	825	555	610	815	355
Tenant - Locataires	1,570	435	255	3.9	1,535	1,225	640	975	530	695	1,430	415
\$2,000-\$2,499	4,925	2,940	565	4.9	4,890	4,520	2,755	4,010	2,810	3,165	4,665	2,100
Owner - Propriétaires	2,430	2,065	145	5.7	2,425	2,385	1,615	2,225	1,720	1,725	2,265	1,200
Tenant - Locataires	2,495	875	420	4.2	2,465	2,135	1,140	1,785	1,090	1,440	2,400	900
\$2,500-\$2,999	7,435	4,715	520	5.0	7,405	7,010	4,830	6,480	4,855	5,120	7,000	3,660
Owner - Propriétaires	3,745	3,235	115	5.6	3,745	3,665	2,790	3,525	2,860	2,905	3,510	1,935
Tenant - Locataires	3,690	1,480	405	4.4	3,660	3,345	2,040	2,955	1,995	2,215	3,490	1,725
\$3,000-\$3,999	6,215	4,385	335	5.2	6,190	6,010	4,710	5,550	4,865	4,940	6,010	3,710
Owner - Propriétaires	3,545	3,225	115	5.8	3,540	3,505	3,225	3,375	3,035	3,020	3,445	2,220
Tenant - Locataires	2,670	1,160	220	4.5	2,650	2,505	1,485	2,175	1,830	1,920	2,565	1,490
\$4,000-\$5,999	1,830	1,330	--	5.7	1,830	1,820	1,650	1,680	1,620	1,705	1,790	1,410
Owner - Propriétaires	1,165	1,100	--	6.0	1,165	1,165	1,070	1,140	1,090	1,115	1,150	950
Tenant - Locataires	665	230	--	5.1	665	655	580	540	530	590	640	460
\$6,000 and over - \$6,000 et plus	505	375	--	6.3	505	495	490	485	470	485	495	465
Owner - Propriétaires	350	320	--	6.8	350	350	350	350	340	345	345	335
Tenant - Locataires	155	--	--	5.1	155	145	140	135	130	140	150	130
<b>MANITOBA</b>												
Wage-earner heads <sup>1</sup> - Chefs salariés <sup>1</sup>	97,020	68,985	9,515	4.6	73,190	61,075	55,155	73,200	49,745	58,470	92,765	37,790
Owner - Propriétaires	57,005	52,265	4,980	5.0	41,665	36,880	34,010	49,195	32,710	36,780	54,865	24,795
Tenant - Locataires	40,015	16,720	4,535	4.0	31,525	24,195	21,145	24,005	17,035	21,690	37,900	12,995
Under \$1,000 - Moins de \$1,000	8,155	5,945	1,770	4.1	3,635	2,570	2,200	4,365	1,770	2,800	6,945	2,285
Owner - Propriétaires	4,760	4,400	980	4.5	1,590	1,275	1,245	3,020	1,115	1,635	4,120	1,580
Tenant - Locataires	3,395	1,545	790	3.4	2,045	1,295	955	1,345	655	1,165	2,825	705
\$1,000-\$1,999	24,385	15,655	3,580	4.2	15,460	11,095	9,260	15,730	7,550	10,995	22,775	7,380
Owner - Propriétaires	12,485	11,160	1,770	4.8	6,880	5,445	4,980	9,965	4,340	6,115	11,780	4,600
Tenant - Locataires	11,900	4,495	1,810	3.6	8,580	5,650	4,280	5,765	3,210	4,880	10,995	2,780
\$2,000-\$2,499	26,925	19,175	2,450	4.6	21,380	17,515	14,660	21,270	12,865	15,995	26,085	9,585
Owner - Propriétaires	15,290	13,840	1,360	5.0	11,825	10,225	8,575	13,475	8,100	9,595	14,825	5,865
Tenant - Locataires	11,635	5,335	1,090	4.1	9,555	7,290	6,085	7,795	4,765	6,400	11,260	3,720
\$2,500-\$2,999	16,440	12,075	945	4.7	14,055	12,370	11,320	13,665	10,405	11,350	16,115	6,610
Owner - Propriétaires	10,180	9,385	490	5.0	8,740	7,885	7,125	9,335	7,005	7,395	10,015	4,335
Tenant - Locataires	6,260	2,690	455	4.2	5,315	4,485	4,195	4,330	3,400	3,955	6,100	2,275
\$3,000-\$3,999	13,560	10,030	585	4.8	11,630	10,705	10,700	11,500	10,350	10,595	13,340	6,490
Owner - Propriétaires	8,885	8,285	285	5.1	7,600	7,140	7,035	8,290	7,160	7,160	8,745	4,395
Tenant - Locataires	4,675	1,745	290	4.2	4,030	3,565	3,665	3,210	3,190	3,435	4,595	2,095
\$4,000-\$5,999	5,430	4,350	155	5.3	4,920	4,745	4,920	4,785	4,770	4,670	5,395	3,590
Owner - Propriétaires	3,780	3,615	--	5.6	3,410	3,305	3,440	3,590	3,410	3,285	3,765	2,555
Tenant - Locataires	1,650	735	--	4.8	1,510	1,440	1,480	1,195	1,360	1,385	1,630	1,035
\$6,000 and over - \$6,000 et plus	2,125	1,755	--	6.5	2,110	2,075	2,095	1,885	2,035	2,065	2,110	1,850
Owner - Propriétaires	1,625	1,580	--	6.8	1,620	1,605	1,610	1,520	1,580	1,595	1,615	1,465
Tenant - Locataires	500	175	--	5.7	490	470	485	365	455	470	495	385

1. Exclusive of wage-earner households with earnings of head "not stated" or "nil". - Moins les ménages de salariés dont le gain du chef n'est pas déclaré ou dont le chef ne déclare aucun gain.

TABLE 113. Wage-earner households<sup>1</sup> by earnings of household head and tenure, showing specified dwelling attributes, household facilities and conveniences, for provinces, rural, urban, and cities of 100,000 population and over, 1951 - Continued

TABLEAU 113. Ménages de salariés<sup>1</sup> selon le gain du chef et le mode d'occupation, certains attributs du logement et certaines commodités ménagères et de confort, provinces, régions rurales et urbaines, et cités de 100,000 et plus, 1951 - suite

Earnings of household head and tenure Gain du chef de ménage et mode d'occupation	Wage-earner households <sup>1</sup> Ménages de salariés <sup>1</sup>	Single detached dwellings Logements unifiés-maisons seules	Dwellings in need of major repair Logements ayant besoin de réparations importantes	Average number of rooms per dwelling Moyenne de pièces par logement	Households with: Ménages pourvus de:							Passenger automobile Auto-mobilité de tourisme
					Running water Eau courante	Flush toilet (exclusive use) Toilettes avec chasse d'eau (usage exclusif)	Mechanical refrigeration Réfrigération mécanique	Powered washing machine Lessiveuse mécanique	Electric vacuum cleaner Aspirateur électrique	Telephone Téléphone	Radio	
<b>MANITOBA - Con. - suite</b>												
<b>Rural - Régions rurales</b>												
Wage-earner heads <sup>1</sup> - Chefs salariés <sup>1</sup>	15,480	13,810	2,930	4.5	2,695	1,940	5,185	10,515	3,795	4,520	13,885	6,820
Owner - Propriétaires	8,560	8,195	1,775	4.5	900	400	2,355	5,855	1,785	2,360	7,685	3,720
Tenant - Locataires	6,920	5,615	1,155	4.6	1,795	1,540	2,830	4,660	2,010	2,160	6,200	3,100
Under \$1,000 - Moins de \$1,000	3,395	3,235	1,070	3.9	--	--	345	1,505	310	545	2,650	1,175
Owner - Propriétaires	2,415	2,320	700	4.1	--	--	275	1,225	260	415	1,950	840
Tenant - Locataires	980	915	370	3.5	--	--	--	280	--	130	700	335
\$1,000-\$1,999	5,585	5,025	1,025	4.4	600	345	1,415	3,770	920	1,565	5,045	2,495
Owner - Propriétaires	3,360	3,175	635	4.4	300	--	885	2,435	580	1,060	3,095	1,580
Tenant - Locataires	2,225	1,850	390	4.2	300	250	530	1,335	340	505	1,950	915
\$2,000-\$2,499	3,460	3,085	520	4.9	720	515	1,565	2,670	1,005	1,230	3,260	1,680
Owner - Propriétaires	1,590	1,540	295	4.7	195	--	590	1,175	415	490	1,485	785
Tenant - Locataires	1,870	1,545	225	5.0	525	430	975	1,495	590	740	1,775	895
\$2,500-\$2,999	1,595	1,320	185	5.1	540	415	915	1,350	655	575	1,530	760
Owner - Propriétaires	690	675	--	5.0	200	110	375	605	285	230	675	315
Tenant - Locataires	905	645	105	5.2	340	305	540	745	370	345	855	445
\$3,000-\$3,999	970	770	115	4.8	395	310	565	795	535	310	930	435
Owner - Propriétaires	405	385	--	4.7	--	--	175	330	190	115	380	150
Tenant - Locataires	565	385	--	4.9	305	260	390	465	345	195	550	285
\$4,000-\$5,999	410	325	--	5.4	290	255	330	375	320	245	405	240
Owner - Propriétaires	--	--	--	--	--	--	--	--	--	--	--	--
Tenant - Locataires	325	240	--	5.5	250	235	290	300	280	210	320	205
\$6,000 and over - \$6,000 et plus	--	--	--	--	--	--	--	--	--	--	--	--
Owner - Propriétaires	--	--	--	--	--	--	--	--	--	--	--	--
Tenant - Locataires	--	--	--	--	--	--	--	--	--	--	--	--
<b>Urban - Régions urbaines</b>												
Wage-earner heads <sup>1</sup> - Chefs salariés <sup>1</sup>	81,540	55,175	6,585	4.6	70,495	59,135	49,970	62,685	45,950	53,950	78,880	30,970
Owner - Propriétaires	48,445	44,070	3,205	5.1	40,765	36,480	31,655	43,340	30,925	34,420	47,180	21,075
Tenant - Locataires	33,095	11,105	3,380	3.9	29,730	22,655	18,315	19,345	15,025	19,530	31,700	9,895
Under \$1,000 - Moins de \$1,000	4,760	2,710	700	4.2	3,540	2,520	1,855	2,860	1,460	2,255	4,295	1,110
Owner - Propriétaires	2,345	2,080	280	5.0	1,530	1,250	970	1,795	855	1,220	2,170	740
Tenant - Locataires	2,415	630	420	3.4	2,010	1,270	885	1,065	605	1,035	2,125	370
\$1,000-\$1,999	18,800	10,630	2,555	4.2	14,860	10,750	7,845	11,960	6,630	9,430	17,730	4,885
Owner - Propriétaires	9,125	7,985	1,135	4.9	6,580	5,350	4,095	7,530	3,760	5,055	8,685	3,020
Tenant - Locataires	9,675	2,645	1,420	3.5	8,280	5,400	3,750	4,430	2,870	4,375	9,045	1,865
\$2,000-\$2,499	23,465	16,090	1,930	4.6	20,660	17,000	13,095	18,600	11,860	14,765	22,825	7,905
Owner - Propriétaires	13,700	12,300	1,065	5.0	11,630	10,140	7,985	12,300	7,685	9,105	13,340	5,080
Tenant - Locataires	9,765	3,790	865	4.0	9,030	6,860	5,110	6,300	4,175	5,660	9,485	2,825
\$2,500-\$2,999	14,845	10,755	760	4.7	13,515	11,955	10,405	12,315	9,750	10,775	14,585	5,850
Owner - Propriétaires	9,490	8,710	410	5.0	8,540	7,775	6,750	8,730	6,720	7,165	9,340	4,020
Tenant - Locataires	5,355	2,045	350	4.1	4,975	4,180	3,655	3,585	3,030	3,610	5,245	1,830
\$3,000-\$3,999	12,590	9,260	470	4.8	11,235	10,395	10,135	10,705	9,815	10,285	12,410	6,055
Owner - Propriétaires	8,480	7,900	235	5.2	7,510	7,090	6,860	7,960	6,970	7,045	8,365	4,245
Tenant - Locataires	4,110	1,360	235	4.1	3,725	3,305	3,275	2,745	2,845	3,240	4,045	1,810
\$4,000-\$5,999	5,020	4,025	145	5.3	4,630	4,490	4,590	4,410	4,450	4,425	4,990	3,350
Owner - Propriétaires	3,695	3,530	--	5.6	3,370	3,285	3,400	3,515	3,370	3,250	3,680	2,520
Tenant - Locataires	1,325	495	--	4.6	1,260	1,205	1,190	895	1,080	1,175	1,310	830
\$6,000 and over - \$6,000 et plus	2,060	1,705	--	6.5	2,055	2,025	2,045	1,835	1,985	2,015	2,045	1,815
Owner - Propriétaires	1,610	1,565	--	6.8	1,605	1,590	1,595	1,510	1,565	1,580	1,600	1,450
Tenant - Locataires	450	140	--	5.6	450	435	450	325	420	435	445	365
<b>Winnipeg</b>												
Wage-earner heads <sup>1</sup> - Chefs salariés <sup>1</sup>	44,525	24,860	2,910	4.6	43,710	36,810	28,865	31,460	25,960	32,530	43,060	15,410
Owner - Propriétaires	21,860	18,880	965	5.5	21,800	20,080	15,805	19,720	15,485	17,825	21,315	9,205
Tenant - Locataires	22,665	5,980	1,945	3.8	21,910	16,730	13,060	11,740	10,475	14,705	21,745	6,205
Under \$1,000 - Moins de \$1,000	2,630	920	300	4.0	2,510	1,765	1,180	1,355	925	1,440	2,390	420
Owner - Propriétaires	830	640	--	5.5	830	700	435	660	415	585	775	175
Tenant - Locataires	1,800	280	225	3.3	1,680	1,065	745	695	510	855	1,615	245
\$1,000-\$1,999	10,505	4,145	1,140	4.1	10,050	7,285	4,810	5,690	3,865	6,120	9,890	2,140
Owner - Propriétaires	3,635	2,785	300	5.4	3,610	3,090	1,965	3,015	1,765	2,645	3,455	960
Tenant - Locataires	6,870	1,360	840	3.5	6,440	4,195	2,845	2,675	2,100	3,475	6,435	1,180

1. Exclusive of wage-earner households with earnings of head "not stated" or "nil". - Moins les ménages de salariés dont le gain du chef n'est pas déclaré ou dont le chef ne déclare aucun gain.

TABLE 113. Wage-earner households<sup>1</sup> by earnings of household head and tenure, showing specified dwelling attributes, household facilities and conveniences, for provinces, rural, urban, and cities of 100,000 population and over, 1951 - Continued  
 TABLEAU 113. Ménages de salariés<sup>1</sup> selon le gain du chef et le mode d'occupation, certains attributs du logement et certaines commodités ménagères et de confort, provinces, régions rurales et urbaines, et cités de 100,000 et plus, 1951 - suite

Earnings of household head and tenure Gain du chef de ménage et mode d'occupation	Wage-earner households <sup>1</sup> Ménages de salariés <sup>1</sup>	Single detached dwellings Logements uniques-maisons seules	Dwellings in need of major repair Logements ayant besoin de réparations importantes	Average number of rooms per dwelling Moyenne de pièces par logement	Households with: Ménages pourvus de:							
					Running water Eau courante	Flush toilet (exclusive use) Toilettes avec chasse d'eau exclusif	Mechanical refrigeration Réfrigération mécanique	Powered washing machine Lessiveuse mécanique	Electric vacuum cleaner Aspirateur électrique	Telephone Téléphone	Radio	Passenger automobile Automobile de tourisme
<b>MANITOBA - Con.-fin</b>												
<b>Winnipeg - Con.-fin</b>												
\$2,000-\$2,499 .....	13,305	7,630	950	4.6	13,165	10,980	7,975	9,920	6,970	9,285	12,920	3,985
Owner - Propriétaires .....	6,410	5,360	400	5.3	6,385	5,755	4,160	5,800	3,995	4,810	6,230	2,200
Tenant - Locataires .....	6,895	2,270	550	4.0	6,780	5,225	3,815	4,120	2,975	4,475	6,690	1,785
\$2,500-\$2,999 .....	7,915	4,995	285	4.7	7,840	7,050	5,925	6,160	5,430	6,265	7,795	2,940
Owner - Propriétaires .....	4,455	3,935	105	5.2	4,445	4,155	3,435	4,125	3,405	3,685	4,385	1,815
Tenant - Locataires .....	3,460	1,060	180	4.0	3,395	2,895	2,490	2,035	2,025	2,580	3,410	1,125
\$3,000-\$3,999 .....	6,220	4,160	155	4.9	6,195	5,835	5,200	4,955	5,105	5,625	6,140	3,020
Owner - Propriétaires .....	3,720	3,445	--	5.4	3,720	3,595	3,130	3,485	3,250	3,395	3,680	1,940
Tenant - Locataires .....	2,500	715	100	4.1	2,475	2,240	2,070	1,470	1,855	2,230	2,460	1,080
\$4,000-\$5,999 .....	2,565	1,925	--	5.4	2,565	2,525	2,400	2,170	2,330	2,425	2,545	1,705
Owner - Propriétaires .....	1,770	1,705	--	5.8	1,770	1,750	1,650	1,660	1,635	1,675	1,755	1,195
Tenant - Locataires .....	795	220	--	4.5	795	775	750	510	695	750	790	510
\$6,000 and over - \$6,000 et plus .....	1,385	1,085	--	6.7	1,385	1,370	1,375	1,210	1,335	1,370	1,380	1,200
Owner - Propriétaires .....	1,040	1,010	--	7.1	1,040	1,035	1,030	975	1,020	1,030	1,035	920
Tenant - Locataires .....	345	--	--	5.5	345	335	345	235	315	340	345	280
<b>SASKATCHEWAN</b>												
Wage-earner heads <sup>1</sup> - Chefs salariés <sup>1</sup> .....	65,745	50,505	9,035	4.4	32,590	25,240	23,780	50,290	27,885	34,520	62,470	30,830
Owner - Propriétaires .....	34,305	31,870	4,120	4.8	17,255	14,855	12,850	29,315	16,530	19,255	32,985	16,855
Tenant - Locataires .....	31,440	18,635	4,915	3.9	15,335	10,385	10,930	20,975	11,355	15,265	29,485	13,975
Under \$1,000 - Moins de \$1,000 .....	8,025	6,560	2,225	3.8	1,630	1,000	825	3,990	1,060	1,985	6,740	2,460
Owner - Propriétaires .....	4,495	4,180	1,135	4.1	765	580	490	2,635	685	1,180	3,895	1,535
Tenant - Locataires .....	3,530	2,380	1,090	3.3	865	420	335	1,355	375	805	2,845	925
\$1,000-\$1,999 .....	20,150	14,920	3,365	3.9	7,080	4,485	4,315	13,640	4,905	7,685	18,965	7,985
Owner - Propriétaires .....	9,650	8,905	1,545	4.5	3,060	2,355	2,115	7,745	2,975	3,775	9,230	4,225
Tenant - Locataires .....	10,500	6,015	1,820	3.4	4,020	2,130	2,200	5,895	1,930	3,910	9,735	3,760
\$2,000-\$2,499 .....	16,455	12,945	1,940	4.5	8,175	6,270	5,595	13,870	7,135	8,800	16,025	8,030
Owner - Propriétaires .....	8,555	8,015	835	4.8	4,385	3,720	2,950	7,865	4,205	4,900	8,405	4,175
Tenant - Locataires .....	7,900	4,930	1,105	4.1	3,790	2,550	2,645	6,005	2,930	3,900	7,620	3,855
\$2,500-\$2,999 .....	9,740	7,555	845	4.7	6,470	5,360	4,770	8,560	5,820	6,765	9,530	5,120
Owner - Propriétaires .....	5,255	4,885	315	5.1	3,725	3,310	2,645	4,985	3,425	3,920	5,175	2,815
Tenant - Locataires .....	4,485	2,670	530	4.3	2,745	2,050	2,125	3,575	2,395	2,845	4,355	2,305
\$3,000-\$3,999 .....	7,870	5,830	495	4.9	6,105	5,265	5,285	7,065	5,895	6,170	7,745	4,655
Owner - Propriétaires .....	4,265	3,930	230	5.3	3,415	3,090	2,855	4,065	3,340	3,555	4,225	2,520
Tenant - Locataires .....	3,605	1,900	265	4.4	2,690	2,175	2,430	3,000	2,555	2,615	3,520	2,135
\$4,000-\$5,999 .....	2,820	2,100	150	5.3	2,515	2,255	2,340	2,530	2,445	2,455	2,790	1,980
Owner - Propriétaires .....	1,610	1,495	--	5.7	1,470	1,365	1,340	1,555	1,455	1,460	1,585	1,135
Tenant - Locataires .....	1,210	605	105	4.7	1,045	890	1,000	975	990	995	1,205	845
\$6,000 and over - \$6,000 et plus .....	685	595	--	6.1	615	605	650	635	625	660	675	600
Owner - Propriétaires .....	475	460	--	6.5	435	435	455	465	445	465	470	450
Tenant - Locataires .....	210	135	--	5.2	180	170	195	170	180	195	205	150
<b>Rural - Régions rurales</b>												
Wage-earner heads <sup>1</sup> - Chefs salariés <sup>1</sup> .....	21,885	19,445	4,105	4.3	1,940	750	3,895	14,515	4,405	6,345	20,050	11,405
Owner - Propriétaires .....	10,010	9,410	1,890	4.4	810	185	1,800	6,960	2,215	2,695	9,205	4,920
Tenant - Locataires .....	11,875	10,035	2,215	4.3	1,130	565	2,095	7,555	2,190	3,650	10,845	6,485
Under \$1,000 - Moins de \$1,000 .....	4,745	4,425	1,505	3.7	140	--	230	2,000	325	860	3,880	1,570
Owner - Propriétaires .....	2,795	2,645	830	3.9	--	--	160	1,355	255	510	2,335	990
Tenant - Locataires .....	1,950	1,780	675	3.6	--	--	--	645	--	350	1,545	580
\$1,000-\$1,999 .....	8,520	7,560	1,555	4.1	585	170	1,070	5,435	1,105	2,275	7,880	4,340
Owner - Propriétaires .....	4,050	3,805	720	4.4	275	--	645	2,900	755	1,015	3,800	2,075
Tenant - Locataires .....	4,470	3,755	835	3.9	310	125	425	2,535	350	1,260	4,080	2,265
\$2,000-\$2,499 .....	5,110	4,590	745	4.7	485	170	1,050	4,065	1,235	1,535	4,890	3,090
Owner - Propriétaires .....	2,080	1,955	265	4.8	205	--	535	1,775	645	630	2,015	1,155
Tenant - Locataires .....	3,030	2,635	480	4.6	280	135	515	2,290	590	905	2,875	1,935
\$2,500-\$2,999 .....	2,090	1,760	200	4.9	290	115	675	1,700	830	870	1,995	1,375
Owner - Propriétaires .....	655	615	--	4.9	--	--	220	555	300	290	635	400
Tenant - Locataires .....	1,435	1,145	160	4.9	195	--	455	1,145	530	580	1,360	975
\$3,000-\$3,999 .....	1,080	860	100	5.3	300	165	630	995	665	555	1,075	785
Owner - Propriétaires .....	335	310	--	5.1	115	--	190	285	195	175	330	225
Tenant - Locataires .....	745	550	--	5.3	185	125	440	710	470	380	745	560

1. Exclusive of wage-earner households with earnings of head "not stated" or "nil". - Moins les ménages de salariés dont le gain du chef n'est pas déclaré ou dont le chef ne déclare aucun gain.

TABLE 113. Wage-earner households<sup>1</sup> by earnings of household head and tenure, showing specified dwelling attributes, household facilities and conveniences, for provinces, rural, urban, and cities of 100,000 population and over, 1951 - Continued

TABLEAU 113. Ménages de salariés<sup>1</sup> selon le gain du chef et le mode d'occupation, certains attributs du logement et certaines commodités ménagères et de confort, provinces, régions rurales et urbaines, et cités de 100,000 et plus, 1951 - suite

Earnings of household head and tenure Gain du chef de ménage et mode d'occupation	Wage-earner households <sup>1</sup> Ménages de salariés <sup>1</sup>	Single detached dwellings Logements uniques-maisons seules	Dwellings in need of major repair Logements ayant besoin de réparations importantes	Average number of rooms per dwelling Moyenne de pièces par logement	Households with: Ménages pourvus de:							Radio	Passenger automobile Auto-mobille de tourisme
					Running water Eau courante	Flush toilet (exclusive use) Toilettes avec chasse d'eau exclusif	Mechanical refrigeration Réfrigération mécanique	Powered washing machine Lessiveuse mécanique	Electric vacuum cleaner Aspirateur électrique	Telephone Téléphone			
<b>SASKATCHEWAN - Con.-fin</b>													
<b>Rural - Con. - Régions rurales - fin</b>													
\$4,000-\$5,999 .....	265	185	--	5.8	110	--	190	245	200	185	260	190	
Owner - Propriétaires .....	--	--	--	--	--	--	--	--	--	--	--	--	
Tenant - Locataires .....	195	130	--	5.6	--	--	150	180	145	130	195	140	
\$6,000 and over - \$6,000 et plus .....	--	--	--	--	--	--	--	--	--	--	--	--	
Owner - Propriétaires .....	--	--	--	--	--	--	--	--	--	--	--	--	
Tenant - Locataires .....	--	--	--	--	--	--	--	--	--	--	--	--	
<b>Urban - Régions urbaines</b>													
Wage-earner heads <sup>1</sup> - Chefs salariés <sup>1</sup> .....	43,860	31,060	4,930	4.4	30,650	24,490	19,885	35,775	23,480	28,175	42,420	19,425	
Owner - Propriétaires .....	24,295	22,460	2,230	5.0	16,445	14,670	11,050	22,355	14,315	16,560	23,780	11,935	
Tenant - Locataires .....	19,565	8,600	2,700	3.7	14,205	9,820	8,835	13,420	9,165	11,615	18,640	7,490	
Under \$1,000 - Moins de \$1,000 .....	3,280	2,135	720	3.9	1,490	960	595	1,990	735	1,125	2,860	890	
Owner - Propriétaires .....	1,700	1,535	305	4.6	670	560	330	1,280	430	670	1,560	545	
Tenant - Locataires .....	1,580	600	415	3.1	820	400	265	710	305	455	1,300	345	
\$1,000-\$1,999 .....	11,630	7,360	1,810	3.8	6,495	4,315	3,245	8,205	3,800	5,410	11,085	3,645	
Owner - Propriétaires .....	5,600	5,100	825	4.6	2,785	2,310	1,470	4,845	2,220	2,760	6,390	2,150	
Tenant - Locataires .....	6,030	2,260	985	3.1	3,710	2,005	1,775	3,360	1,580	2,650	5,655	1,495	
\$2,000-\$2,499 .....	11,345	8,355	1,195	4.4	7,090	6,100	4,545	9,805	5,900	7,265	11,135	4,940	
Owner - Propriétaires .....	6,475	6,060	570	4.8	4,180	3,685	2,415	6,090	3,560	4,270	6,390	3,020	
Tenant - Locataires .....	4,870	2,295	625	3.8	3,510	2,415	2,130	3,715	2,340	2,995	4,745	1,920	
\$2,500-\$2,999 .....	7,650	5,795	645	4.7	6,180	5,245	4,095	6,860	4,990	5,895	7,535	3,745	
Owner - Propriétaires .....	4,600	4,270	275	5.1	3,630	3,280	2,425	4,430	3,125	3,630	4,540	2,415	
Tenant - Locataires .....	3,050	1,525	370	4.1	2,550	1,965	1,670	2,430	1,865	2,265	2,995	1,330	
\$3,000-\$3,999 .....	6,790	4,970	395	4.8	5,805	5,100	4,655	6,070	5,230	5,615	6,670	3,870	
Owner - Propriétaires .....	3,930	3,620	195	5.3	3,300	3,050	2,665	3,780	3,145	3,380	3,895	2,295	
Tenant - Locataires .....	2,860	1,350	200	4.2	2,505	2,050	1,990	2,290	2,085	2,235	2,775	1,575	
\$4,000-\$5,999 .....	2,555	1,915	150	5.2	2,405	2,190	2,150	2,285	2,245	2,270	2,530	1,790	
Owner - Propriétaires .....	1,540	1,440	--	5.6	1,445	1,350	1,300	1,490	1,400	1,405	1,520	1,085	
Tenant - Locataires .....	1,015	475	105	4.6	960	840	850	795	845	865	1,010	705	
\$6,000 and over - \$6,000 et plus .....	610	530	--	6.1	585	580	600	560	580	595	605	545	
Owner - Propriétaires .....	450	435	--	6.5	435	435	445	440	435	445	445	425	
Tenant - Locataires .....	160	--	--	4.8	150	145	155	120	145	150	160	120	
<b>ALBERTA</b>													
Wage-earner heads <sup>1</sup> - Chefs salariés <sup>1</sup> .....	107,475	77,875	14,315	4.3	74,760	58,350	48,010	82,435	51,200	46,145	101,440	51,745	
Owner - Propriétaires .....	58,700	53,100	6,120	4.8	42,335	36,105	29,970	51,355	33,795	29,410	56,545	31,470	
Tenant - Locataires .....	48,775	24,775	8,195	3.7	32,425	22,245	18,040	31,080	17,405	16,735	44,895	20,275	
Under \$1,000 - Moins de \$1,000 .....	9,440	6,670	2,320	3.6	4,065	2,565	1,870	4,720	1,975	2,010	7,605	2,770	
Owner - Propriétaires .....	4,460	3,940	1,075	4.2	1,860	1,385	1,110	2,850	1,235	1,150	3,900	1,535	
Tenant - Locataires .....	4,980	2,730	1,245	3.1	2,205	1,180	760	1,870	740	860	3,705	1,235	
\$1,000-\$1,999 .....	25,840	17,215	5,100	3.8	14,460	9,360	7,135	16,575	7,175	7,430	23,670	9,500	
Owner - Propriétaires .....	12,000	10,615	2,030	4.5	6,635	5,230	4,065	9,605	4,515	4,095	11,300	5,190	
Tenant - Locataires .....	13,840	6,600	3,070	3.2	7,825	4,130	3,070	6,970	2,660	3,335	12,370	4,310	
\$2,000-\$2,499 .....	28,735	20,405	3,745	4.2	20,050	15,015	11,595	23,105	12,850	11,210	27,685	13,330	
Owner - Propriétaires .....	15,595	14,025	1,625	4.7	11,100	9,025	6,905	14,000	8,265	7,025	15,180	7,880	
Tenant - Locataires .....	13,140	6,380	2,120	3.7	8,950	5,990	4,690	9,105	4,585	4,185	12,505	5,450	
\$2,500-\$2,999 .....	18,325	13,910	1,670	4.5	14,290	11,795	9,535	15,610	10,560	8,915	17,740	9,760	
Owner - Propriétaires .....	10,945	9,940	740	4.8	8,820	7,605	6,115	10,080	7,160	5,915	10,675	6,035	
Tenant - Locataires .....	7,380	3,970	930	4.0	5,470	4,190	3,420	5,530	3,400	3,000	7,065	3,725	
\$3,000-\$3,999 .....	16,335	12,545	1,150	4.7	13,880	12,055	10,525	14,560	11,195	9,835	16,045	9,750	
Owner - Propriétaires .....	9,920	9,115	510	4.9	8,590	7,770	6,765	9,335	7,450	6,520	9,755	6,310	
Tenant - Locataires .....	6,415	3,430	640	4.2	5,290	4,285	3,760	5,225	3,745	3,315	6,290	3,440	
\$4,000-\$5,999 .....	6,710	5,315	275	5.1	6,045	5,630	5,410	5,930	5,585	4,885	6,630	4,835	
Owner - Propriétaires .....	4,270	4,005	120	5.3	3,890	3,675	3,580	4,020	3,765	3,330	4,245	3,210	
Tenant - Locataires .....	2,440	1,310	155	4.7	2,155	1,955	1,830	1,910	1,820	1,555	2,385	1,625	
\$6,000 and over - \$6,000 et plus .....	2,090	1,815	--	6.1	1,970	1,930	1,940	1,935	1,860	1,860	2,065	1,800	
Owner - Propriétaires .....	1,510	1,460	--	6.4	1,440	1,415	1,430	1,465	1,405	1,375	1,490	1,310	
Tenant - Locataires .....	580	355	--	5.4	530	515	510	470	455	485	575	490	

1. Exclusive of wage-earner households with earnings of head "not stated" or "nil". - Moins les ménages de salariés dont le gain du chef n'est pas déclaré ou dont le chef ne déclare aucun gain.



TABLE 113. Wage-earner households<sup>1</sup> by earnings of household head and tenure, showing specified dwelling attributes, household facilities and conveniences, for provinces, rural, urban, and cities of 100,000 population and over, 1951 - Continued

TABLEAU 113. Ménages de salariés<sup>1</sup> selon le gain du chef et le mode d'occupation, certains attributs du logement et certaines commodités ménagères et de confort, provinces, régions rurales et urbaines, et cités de 100,000 et plus, 1951 - suite

Earnings of household head and tenure Gain du chef de ménage et mode d'occupation	Wage-earner households <sup>1</sup> Ménages de salariés <sup>1</sup>	Single detached dwellings Logements uniques-maisons seules	Dwellings in need of major repair Logements ayant besoin de réparations importantes	Average number of rooms per dwelling Moyenne de pièces par logement	Households with: Ménages pourvus de:							
					Running water Eau courante	Flush toilet (exclusive use) Toilettes avec chasse d'eau (usage exclusif)	Mechanical refrigeration Réfrigération mécanique	Powered washing machine Lessiveuse mécanique	Electric vacuum cleaner Aspirateur électrique	Telephone Téléphone	Radio	Passenger automobile Automobile de tourisme
<b>ALBERTA—Con.—suite</b>												
<b>Rural — Régions rurales</b>												
Wage-earner heads <sup>1</sup> — Chefs salariés <sup>1</sup>	24,795	22,805	5,505	4.0	5,035	2,470	5,655	16,280	5,665	4,880	21,900	12,370
Owner — Propriétaires	11,900	11,285	2,570	4.2	2,450	1,045	2,915	8,585	3,040	2,440	10,850	6,080
Tenant — Locataires	12,895	11,520	2,935	3.8	2,585	1,425	2,740	7,695	2,625	2,440	11,050	6,290
Under \$1,000 — Moins de \$1,000	4,270	3,985	1,450	3.5	275	105	270	1,630	315	415	3,075	1,285
Owner — Propriétaires	2,165	2,040	715	3.7	145	--	200	995	225	270	1,765	720
Tenant — Locataires	2,105	1,945	735	3.2	130	--	--	635	--	145	1,310	565
\$1,000—\$1,999	7,815	7,270	2,185	3.8	890	300	1,055	4,645	925	1,275	6,740	3,540
Owner — Propriétaires	3,600	3,400	995	4.1	380	125	585	2,495	505	615	3,205	1,710
Tenant — Locataires	4,215	3,870	1,190	3.5	510	175	470	2,150	420	660	3,535	1,830
\$2,000—\$2,499	5,860	5,425	1,100	4.3	1,295	560	1,385	4,375	1,475	1,230	5,565	3,195
Owner — Propriétaires	2,820	2,710	510	4.4	695	255	735	2,290	825	645	2,695	1,535
Tenant — Locataires	3,040	2,715	590	4.1	600	305	650	2,085	650	585	2,870	1,660
\$2,500—\$2,999	3,330	3,015	420	4.3	1,020	535	1,220	2,610	1,215	865	3,115	1,940
Owner — Propriétaires	1,600	1,530	205	4.4	575	265	600	1,350	660	430	1,520	895
Tenant — Locataires	1,730	1,485	215	4.2	445	270	620	1,260	555	435	1,595	1,045
\$3,000—\$3,999	2,575	2,280	265	4.3	1,075	605	1,120	2,225	1,140	670	2,485	1,700
Owner — Propriétaires	1,245	1,185	110	4.2	490	245	530	1,075	560	300	1,205	850
Tenant — Locataires	1,330	1,095	155	4.4	585	360	590	1,150	580	370	1,280	850
\$4,000—\$5,999	800	695	--	4.5	405	305	500	675	505	355	775	585
Owner — Propriétaires	385	340	--	4.0	135	--	205	315	215	155	375	290
Tenant — Locataires	415	355	--	5.0	270	220	295	360	290	200	400	295
\$6,000 and over — \$6,000 et plus	145	135	--	4.8	--	--	105	120	--	--	145	125
Owner — Propriétaires	--	--	--	--	--	--	--	--	--	--	--	--
Tenant — Locataires	--	--	--	--	--	--	--	--	--	--	--	--
<b>Urban — Régions urbaines</b>												
Wage-earner heads <sup>1</sup> — Chefs salariés <sup>1</sup>	82,680	55,070	8,810	4.3	69,725	55,880	42,355	66,155	45,535	41,265	79,540	39,375
Owner — Propriétaires	46,800	41,815	3,550	4.9	39,885	35,060	27,055	42,770	30,755	26,970	45,695	25,390
Tenant — Locataires	35,880	13,255	5,260	3.6	29,840	20,820	15,300	23,385	14,780	14,295	33,845	13,985
Under \$1,000 — Moins de \$1,000	5,170	2,685	870	3.7	3,790	2,460	1,600	3,090	1,660	1,595	4,530	1,485
Owner — Propriétaires	2,295	1,900	360	4.7	1,715	1,335	910	1,855	1,010	880	2,135	815
Tenant — Locataires	2,875	785	510	3.0	2,075	1,125	690	1,235	650	715	2,395	670
\$1,000—\$1,999	18,025	9,945	2,915	3.8	13,570	9,060	6,080	11,930	6,250	6,155	16,930	5,960
Owner — Propriétaires	8,400	7,215	1,035	4.6	6,255	5,105	3,480	7,110	4,010	3,480	8,095	3,480
Tenant — Locataires	9,625	2,730	1,880	3.1	7,315	3,955	2,600	4,820	2,240	2,675	8,835	2,480
\$2,000—\$2,499	22,875	14,980	2,645	4.2	18,755	14,455	10,210	18,730	11,375	9,980	22,120	10,135
Owner — Propriétaires	12,775	11,315	1,115	4.8	10,405	8,770	6,170	11,710	7,440	6,380	12,485	6,345
Tenant — Locataires	10,100	3,665	1,530	3.5	8,350	5,685	4,040	7,020	3,935	3,600	9,635	3,790
\$2,500—\$2,999	14,995	10,895	1,250	4.5	13,270	11,260	8,315	13,000	9,345	8,050	14,625	7,820
Owner — Propriétaires	9,345	8,410	535	4.9	8,245	7,340	5,515	8,730	6,500	5,485	9,155	5,140
Tenant — Locataires	5,650	2,485	715	3.9	5,025	3,920	2,800	4,270	2,845	2,565	5,470	2,680
\$3,000—\$3,999	13,760	10,265	885	4.7	12,805	11,450	9,405	12,335	10,055	9,165	13,560	8,050
Owner — Propriétaires	8,675	7,930	400	5.0	8,100	7,525	6,235	8,260	6,890	6,220	8,550	5,460
Tenant — Locataires	5,085	2,335	485	4.2	4,705	3,925	3,170	4,075	3,165	2,945	5,010	2,590
\$4,000—\$5,999	5,910	4,620	200	5.2	5,640	5,325	4,910	5,255	5,080	4,530	5,855	4,250
Owner — Propriétaires	3,885	3,665	--	5.5	3,755	3,590	3,375	3,705	3,550	3,175	3,870	2,920
Tenant — Locataires	2,025	955	110	4.6	1,885	1,735	1,535	1,550	1,530	1,355	1,985	1,330
\$6,000 and over — \$6,000 et plus	1,945	1,680	--	6.2	1,895	1,870	1,835	1,815	1,770	1,790	1,920	1,675
Owner — Propriétaires	1,425	1,380	--	6.5	1,410	1,395	1,370	1,400	1,355	1,350	1,405	1,230
Tenant — Locataires	520	300	--	5.3	485	475	465	415	415	440	515	445

1. Exclusive of wage-earner households with earnings of head "not stated" or "nil". — Moins les ménages de salariés dont le gain du chef n'est pas déclaré ou dont le chef ne déclare aucun gain.



TABLE 113. Wage-earner households<sup>1</sup> by earnings of household head and tenure, showing specified dwelling attributes, household facilities and conveniences, for provinces, rural, urban, and cities of 100,000 population and over, 1951 - ContinuedTABLEAU 113. Ménages de salariés<sup>1</sup> selon le gain du chef et le mode d'occupation, certains attributs du logement et certaines commodités ménagères et de confort, provinces, régions rurales et urbaines, et cités de 100,000 et plus, 1951 - suite

Earnings of household head and tenure Gain du chef de ménage et mode d'occupation	Wage-earner households <sup>1</sup> Ménages de salariés <sup>1</sup>	Single detached dwellings Logements uniques-maisons seules	Dwellings in need of major repair Logements ayant besoin de réparations importantes	Average number of rooms per dwelling Moyenne de pièces par logement	Households with: Ménages pourvus de:							Radio	Passenger automobile Auto-mobille de tourisme
					Running water Eau courante	Flush toilet (exclusive use) Toilettes avec chasse d'eau (usage exclusif)	Mechanical refrigeration Réfrigération mécanique	Powered washing machine Lessiveuse mécanique	Electric vacuum cleaner Aspirateur électrique	Telephone Téléphone			
<b>ALBERTA - Con.-fin</b>													
<b>Calgary</b>													
Wage-earner heads <sup>1</sup> - Chefs salariés <sup>1</sup>	25, 530	14, 590	1, 840	4. 3	24, 160	19, 840	14, 795	19, 810	16, 710	16, 935	24, 950	12, 495	
Owner - Propriétaires	13, 655	11, 600	545	5. 1	13, 325	12, 515	9, 285	12, 765	11, 035	10, 865	13, 495	7, 970	
Tenant - Locataires	11, 875	2, 990	1, 295	3. 4	10, 835	7, 325	5, 510	7, 045	5, 675	6, 070	11, 455	4, 525	
Under \$1,000 - Moins de \$1,000	1, 435	490	130	3. 6	1, 220	785	550	740	530	640	1, 290	375	
Owner - Propriétaires	475	360	--	5. 1	440	365	260	400	290	310	450	185	
Tenant - Locataires	960	130	--	2. 8	780	420	290	340	240	330	840	190	
\$1,000 - \$1,999	4, 750	1, 760	535	3. 6	4, 195	2, 865	1, 790	2, 745	2, 055	2, 350	4, 580	1, 455	
Owner - Propriétaires	1, 760	1, 340	130	4. 8	1, 680	1, 525	930	1, 560	1, 240	1, 295	1, 755	765	
Tenant - Locataires	2, 990	440	405	2. 8	2, 515	1, 340	860	1, 185	815	1, 055	2, 825	690	
\$2,000 - \$2,499	6, 935	3, 625	575	4. 1	6, 555	5, 135	3, 525	5, 495	4, 235	4, 295	6, 785	2, 995	
Owner - Propriétaires	3, 545	2, 910	175	4. 9	3, 420	3, 135	2, 085	3, 335	2, 675	2, 670	3, 490	1, 800	
Tenant - Locataires	3, 390	715	400	3. 3	3, 135	2, 000	1, 440	2, 160	1, 560	1, 625	3, 295	1, 195	
\$2,500 - \$2,999	5, 120	3, 390	295	4. 5	4, 960	4, 300	3, 105	4, 360	3, 740	3, 615	5, 030	2, 780	
Owner - Propriétaires	3, 150	2, 715	100	4. 9	3, 075	2, 900	2, 105	2, 970	2, 565	2, 460	3, 085	1, 845	
Tenant - Locataires	1, 970	675	195	3. 8	1, 885	1, 400	1, 000	1, 390	1, 175	1, 155	1, 945	935	
\$3,000 - \$3,999	4, 410	2, 990	240	4. 7	4, 370	3, 980	3, 230	3, 935	3, 550	3, 515	4, 390	2, 655	
Owner - Propriétaires	2, 755	2, 400	--	5. 1	2, 745	2, 660	2, 100	2, 635	2, 410	2, 315	2, 745	1, 795	
Tenant - Locataires	1, 655	590	155	4. 0	1, 625	1, 320	1, 130	1, 300	1, 140	1, 200	1, 645	860	
\$4,000 - \$5,999	2, 075	1, 605	--	5. 2	2, 055	1, 980	1, 805	1, 800	1, 840	1, 755	2, 070	1, 540	
Owner - Propriétaires	1, 365	1, 290	--	5. 6	1, 360	1, 330	1, 215	1, 275	1, 280	1, 230	1, 365	1, 065	
Tenant - Locataires	710	315	--	4. 5	695	650	590	525	560	525	705	475	
\$6,000 and over - \$6,000 et plus	805	710	--	6. 2	805	795	790	735	760	765	805	695	
Owner - Propriétaires	605	585	--	6. 4	605	600	590	590	575	585	605	515	
Tenant - Locataires	200	125	--	5. 6	200	195	200	145	185	180	200	180	
<b>Edmonton</b>													
Wage-earner heads <sup>1</sup> - Chefs salariés <sup>1</sup>	30, 145	19, 540	3, 225	4. 4	27, 200	23, 135	15, 895	24, 165	16, 970	14, 510	28, 990	13, 930	
Owner - Propriétaires	17, 095	15, 370	1, 265	5. 1	15, 790	14, 765	10, 410	15, 795	11, 820	9, 840	16, 730	9, 225	
Tenant - Locataires	13, 050	4, 170	1, 960	3. 6	11, 410	8, 370	5, 485	8, 370	5, 150	4, 670	12, 260	4, 705	
Under \$1,000 - Moins de \$1,000	1, 795	760	330	3. 8	1, 480	1, 040	560	1, 070	625	570	1, 570	520	
Owner - Propriétaires	730	570	--	5. 0	645	555	330	610	350	320	685	270	
Tenant - Locataires	1, 065	190	245	2. 9	835	485	230	460	275	250	885	250	
\$1,000 - \$1,999	6, 345	3, 165	1, 045	3. 9	5, 265	3, 675	2, 180	4, 100	2, 265	2, 110	5, 935	1, 840	
Owner - Propriétaires	2, 805	2, 370	350	4. 9	2, 385	2, 110	1, 230	2, 390	1, 475	1, 170	2, 705	1, 055	
Tenant - Locataires	3, 540	795	695	3. 0	2, 880	1, 565	950	1, 710	790	940	3, 230	785	
\$2,000 - \$2,499	8, 030	5, 105	940	4. 3	7, 130	5, 945	3, 640	6, 590	3, 965	3, 185	7, 740	3, 350	
Owner - Propriétaires	4, 425	3, 920	395	4. 9	3, 995	3, 625	2, 260	4, 110	2, 655	2, 110	4, 320	2, 100	
Tenant - Locataires	3, 605	1, 185	545	3. 6	3, 135	2, 320	1, 380	2, 480	1, 310	1, 075	3, 420	1, 250	
\$2,500 - \$2,999	5, 350	3, 870	515	4. 6	4, 925	4, 460	3, 045	4, 635	3, 310	2, 620	5, 245	2, 740	
Owner - Propriétaires	3, 340	3, 030	220	5. 0	3, 090	2, 905	1, 985	3, 110	2, 340	1, 825	3, 300	1, 800	
Tenant - Locataires	2, 010	840	295	3. 8	1, 835	1, 555	1, 060	1, 525	970	795	1, 945	940	
\$3,000 - \$3,999	5, 335	4, 020	300	4. 8	5, 155	4, 860	3, 670	4, 750	3, 915	3, 390	5, 250	3, 040	
Owner - Propriétaires	3, 490	3, 250	160	5. 1	3, 395	3, 325	2, 570	3, 325	2, 855	2, 460	3, 430	2, 185	
Tenant - Locataires	1, 845	770	140	4. 2	1, 760	1, 535	1, 100	1, 425	1, 060	930	1, 820	855	
\$4,000 - \$5,999	2, 420	1, 880	--	5. 2	2, 380	2, 300	2, 000	2, 200	2, 100	1, 850	2, 400	1, 705	
Owner - Propriétaires	1, 655	1, 595	--	5. 5	1, 635	1, 605	1, 425	1, 610	1, 515	1, 350	1, 655	1, 250	
Tenant - Locataires	765	285	--	4. 6	745	695	575	590	585	500	745	455	
\$6,000 and over - \$6,000 et plus	870	740	--	6. 1	865	855	800	820	790	785	850	735	
Owner - Propriétaires	650	635	--	6. 5	645	640	610	640	630	605	635	565	
Tenant - Locataires	220	105	--	4. 9	220	215	190	180	160	180	215	170	

1. Exclusive of wage-earner households with earnings of head "not stated" or "nil". - Moins les ménages de salariés dont le gain du chef n'est pas déclaré ou dont le chef ne déclare aucun gain.

TABLE 113. Wage-earner households<sup>1</sup> by earnings of household head and tenure, showing specified dwelling attributes, household facilities and conveniences, for provinces, rural, urban, and cities of 100,000 population and over, 1951 - Continued

TABLEAU 113. Ménages de salariés<sup>1</sup> selon le gain du chef et le mode d'occupation, certains attributs du logement et certaines commodités ménagères et de confort, provinces, régions rurales et urbaines, et cités de 100,000 et plus, 1951 - suite

Earnings of household head and tenure Gain du chef de ménage et mode d'occupation	Wage- earner house- holds <sup>1</sup> Ménages de salariés <sup>1</sup>	Single detached dwellings Logements uniques- maisons seules	Dwellings in need of major repair Logements ayant besoin de réparations importantes	Average number of rooms per dwelling Moyenne de pièces par logement	Households with: Ménages pourvus de:							
					Running water Eau courante	Flush toilet (exclu- sive use) Toilettes avec chasse d'eau (usage exclusif)	Mechan- ical refrig- eration Réfri- gération méca- nique	Powered washing machine Lessi- veuse méca- nique	Electric vacuum cleaner Aspi- rateur élec- trique	Tele- phone Télé- phone	Radio	Pass- enger auto- mobile Auto- mobile de tourisme
<b>BRITISH COLUMBIA</b>												
Wage-earner heads <sup>1</sup> - Chefs salariés <sup>1</sup>	191,505	153,750	16,185	4.5	173,890	153,455	89,675	144,225	99,910	113,455	179,115	95,385
Owner - Propriétaires	120,525	114,655	7,725	4.9	110,840	102,650	62,170	101,980	73,265	79,245	114,510	66,500
Tenant - Locataires	70,980	39,095	8,460	3.8	63,050	50,805	27,505	42,245	26,645	34,210	64,605	28,885
Under \$1,000 - Moins de \$1,000	13,945	10,395	2,170	4.0	10,875	8,290	3,575	7,450	4,435	5,600	11,650	4,300
Owner - Propriétaires	7,735	7,235	1,045	4.6	6,065	5,065	2,390	5,190	3,250	3,560	6,790	2,880
Tenant - Locataires	6,210	3,160	1,125	3.3	4,810	3,225	1,185	2,260	1,185	2,040	4,860	1,420
\$1,000-\$1,999	37,980	28,495	4,485	4.1	31,470	24,930	11,800	23,575	13,465	17,460	34,195	14,075
Owner - Propriétaires	20,940	19,735	1,980	4.6	17,390	15,050	7,490	15,730	9,420	10,865	19,360	9,195
Tenant - Locataires	17,040	8,760	2,505	3.5	14,080	9,880	4,310	7,845	4,045	6,595	14,835	4,880
\$2,000-\$2,499	49,610	39,895	4,510	4.4	45,160	39,385	19,815	38,090	22,685	27,165	46,695	23,300
Owner - Propriétaires	31,410	29,790	2,220	4.7	28,890	26,395	13,670	26,775	16,640	18,725	29,875	15,800
Tenant - Locataires	18,200	10,105	2,290	3.8	16,270	12,990	6,145	11,315	6,045	8,440	16,820	7,500
\$2,500-\$2,999	39,915	32,975	2,875	4.5	37,700	34,330	19,865	32,795	22,595	25,250	38,210	21,475
Owner - Propriétaires	26,535	25,340	1,460	4.8	25,325	23,890	14,305	23,545	16,980	18,200	25,550	15,265
Tenant - Locataires	13,380	7,635	1,415	4.0	12,375	10,440	5,560	9,250	5,615	7,050	12,660	6,210
\$3,000-\$3,999	35,200	29,470	1,760	4.8	34,035	32,170	22,210	29,625	24,180	25,280	33,880	21,020
Owner - Propriétaires	23,650	22,665	815	5.1	23,035	22,245	15,430	21,365	17,750	18,515	22,905	15,185
Tenant - Locataires	11,550	6,805	945	4.2	11,000	9,925	6,780	8,260	6,430	6,765	10,975	5,835
\$4,000-\$5,999	11,245	9,350	315	5.4	11,055	10,775	9,080	9,610	9,235	9,355	10,960	8,135
Owner - Propriétaires	7,590	7,285	165	5.8	7,485	7,365	6,395	6,970	6,700	6,825	7,415	5,800
Tenant - Locataires	3,655	2,065	150	4.6	3,570	3,410	2,685	2,640	2,535	2,530	3,545	2,335
\$6,000 and over - \$6,000 et plus	3,610	3,170	--	6.5	3,595	3,575	3,330	3,080	3,315	3,345	3,525	3,080
Owner - Propriétaires	2,665	2,605	--	6.9	2,650	2,640	2,490	2,405	2,525	2,555	2,615	2,375
Tenant - Locataires	945	565	--	5.1	945	935	840	675	790	790	910	705
<b>Rural - Régions rurales</b>												
Wage-earner heads <sup>1</sup> - Chefs salariés <sup>1</sup>	48,815	45,360	7,330	4.2	33,675	25,390	15,445	34,295	16,125	14,055	43,225	24,770
Owner - Propriétaires	28,060	27,420	3,550	4.4	19,350	14,705	9,395	21,330	10,375	9,570	25,415	15,875
Tenant - Locataires	20,755	17,940	3,780	3.8	14,325	10,685	6,050	12,965	5,750	4,485	17,810	8,895
Under \$1,000 - Moins de \$1,000	5,125	4,845	1,200	3.8	2,540	1,515	760	2,565	895	845	3,835	1,935
Owner - Propriétaires	3,150	3,100	640	4.3	1,665	1,070	560	1,895	755	655	2,525	1,345
Tenant - Locataires	1,975	1,745	560	3.0	875	445	200	670	140	190	1,310	590
\$1,000-\$1,999	13,040	12,220	2,410	3.9	7,415	4,795	2,335	7,815	2,495	2,660	11,030	5,885
Owner - Propriétaires	7,710	7,525	1,150	4.2	4,460	3,015	1,660	5,280	1,975	1,975	6,870	3,980
Tenant - Locataires	5,330	4,695	1,260	3.5	2,955	1,780	675	2,535	520	685	4,160	1,905
\$2,000-\$2,499	12,320	11,475	1,750	4.1	8,550	6,260	3,590	9,075	3,680	3,475	11,165	6,560
Owner - Propriétaires	7,580	7,385	910	4.4	5,345	4,050	2,485	6,020	2,655	2,495	6,980	4,355
Tenant - Locataires	4,740	4,090	840	3.7	3,205	2,210	1,105	3,055	1,025	980	4,185	2,205
\$2,500-\$2,999	8,505	7,820	1,120	4.3	6,540	5,115	3,180	6,615	3,510	2,900	7,920	4,710
Owner - Propriétaires	4,880	4,795	530	4.5	3,790	2,990	2,000	4,050	2,220	1,985	4,555	3,065
Tenant - Locataires	3,625	3,025	590	4.0	2,750	2,125	1,180	2,565	1,290	915	3,365	1,645
\$3,000-\$3,999	7,285	6,610	695	4.4	6,295	5,510	3,815	6,035	3,795	2,870	6,840	4,090
Owner - Propriétaires	3,715	3,605	275	4.6	3,185	2,740	1,965	3,195	2,040	1,825	3,510	2,345
Tenant - Locataires	3,570	3,005	420	4.3	3,110	2,770	1,850	2,840	1,755	1,045	3,330	1,745
\$4,000-\$5,999	1,975	1,855	140	4.9	1,785	1,660	1,295	1,680	1,290	875	1,890	1,175
Owner - Propriétaires	755	745	--	5.2	650	595	510	660	520	425	725	560
Tenant - Locataires	1,220	1,110	100	4.7	1,135	1,065	785	1,020	770	450	1,165	615
\$6,000 and over - \$6,000 et plus	565	535	--	5.9	550	535	470	510	460	430	545	415
Owner - Propriétaires	270	265	--	6.1	255	245	215	230	210	210	250	225
Tenant - Locataires	295	270	--	5.6	295	290	255	280	250	220	295	190

1. Exclusive of wage-earner households with earnings of head "not stated" or "nil". - Moins les ménages de salariés dont le gain du chef n'est pas déclaré ou dont le chef ne déclare aucun gain.

TABLE 113. Wage-earner households<sup>1</sup> by earnings of household head and tenure, showing specified dwelling attributes, household facilities and conveniences, for provinces, rural, urban, and cities of 100,000 population and over, 1951 - ConcludedTABLEAU 113. Ménages de salariés<sup>1</sup> selon le gain du chef et le mode d'occupation, certains attributs du logement et certaines commodités ménagères et de confort, provinces, régions rurales et urbaines, et cités de 100,000 et plus, 1951 - fin

Earnings of household head and tenure Gain du chef de ménage et mode d'occupation	Wage-earner households <sup>1</sup> Ménages de salariés <sup>1</sup>	Single detached dwellings Logements uniques-maisons seules	Dwellings in need of major repair Logements ayant besoin de réparations importantes	Average number of rooms per dwelling Moyenne de pièces par logement	Households with: Ménages pourvus de:							
					Running water Eau courante	Flush toilet (exclusive use) Toilettes avec chasse d'eau (usage exclusif)	Mechanical refrigeration Réfrigération mécanique	Powered washing machine Lessiveuse mécanique	Electric vacuum cleaner Aspirateur électrique	Telephone Téléphone	Radio	Passenger automobile Auto-mobille de tourisme
<b>BRITISH COLUMBIA - Con. - fin</b>												
<b>Urban - Régions urbaines</b>												
Wage-earner heads <sup>1</sup> - Chefs salariés <sup>1</sup>	142,690	108,390	8,855	4.6	140,215	128,065	74,230	109,930	83,785	99,400	135,890	70,615
Owner - Propriétaires	92,465	87,235	4,175	5.1	91,490	87,945	52,775	80,650	62,890	69,675	89,095	50,625
Tenant - Locataires	50,225	21,155	4,680	3.8	48,725	40,120	21,455	29,280	20,895	29,725	46,795	19,990
Under \$1,000 - Moins de \$1,000	8,820	5,550	970	4.2	8,335	6,775	2,815	4,885	3,540	4,755	7,815	2,365
Owner - Propriétaires	4,585	4,135	405	4.9	4,400	3,995	1,830	3,295	2,495	2,905	4,265	1,535
Tenant - Locataires	4,235	1,415	565	3.5	3,935	2,780	985	1,590	1,045	1,850	3,550	830
\$1,000-\$1,999	24,940	16,275	2,075	4.2	24,055	20,135	9,465	15,760	10,970	14,800	23,165	8,190
Owner - Propriétaires	13,230	12,210	830	4.8	12,930	12,035	5,830	10,450	7,445	8,890	12,490	5,215
Tenant - Locataires	11,710	4,065	1,245	3.5	11,125	8,100	3,635	5,310	3,525	5,910	10,675	2,975
\$2,000-\$2,499	37,290	28,420	2,760	4.5	36,610	33,125	16,225	29,015	19,005	23,690	35,530	16,740
Owner - Propriétaires	23,830	22,405	1,310	4.8	23,545	22,345	11,185	20,755	13,985	16,230	22,895	11,445
Tenant - Locataires	13,460	6,015	1,450	3.8	13,065	10,780	5,040	8,260	5,020	7,460	12,635	5,295
\$2,500-\$2,999	31,410	25,155	1,755	4.6	31,160	29,215	16,685	26,180	19,085	22,350	30,290	16,765
Owner - Propriétaires	21,655	20,545	930	4.9	21,535	20,900	12,305	19,495	14,760	16,215	20,995	12,200
Tenant - Locataires	9,755	4,610	825	3.9	9,625	8,315	4,380	6,685	4,325	6,135	9,295	4,565
\$3,000-\$3,999	27,915	22,860	1,065	4.9	27,740	26,660	18,395	23,590	20,385	22,410	27,040	16,930
Owner - Propriétaires	19,935	19,060	540	5.2	19,850	19,505	13,465	18,170	15,710	16,690	19,395	12,840
Tenant - Locataires	7,980	3,800	525	4.1	7,890	7,155	4,930	5,420	4,675	5,720	7,645	4,090
\$4,000-\$5,999	9,270	7,495	175	5.6	9,270	9,115	7,785	7,930	7,945	8,480	9,070	6,960
Owner - Propriétaires	6,835	6,540	125	5.9	6,835	6,770	5,885	6,310	6,180	6,400	6,690	5,240
Tenant - Locataires	2,435	955	--	4.6	2,435	2,345	1,900	1,620	1,765	2,080	2,380	1,720
\$6,000 and over - \$6,000 et plus	3,045	2,635	--	6.6	3,045	3,040	2,860	2,570	2,855	2,915	2,980	2,665
Owner - Propriétaires	2,395	2,340	--	7.0	2,395	2,395	2,275	2,175	2,315	2,345	2,365	2,150
Tenant - Locataires	650	295	--	4.9	650	645	585	395	540	570	615	515
<b>Vancouver</b>												
Wage-earner heads <sup>1</sup> - Chefs salariés <sup>1</sup>	61,785	41,840	2,905	4.7	61,340	55,545	33,620	44,625	37,045	47,370	58,935	28,125
Owner - Propriétaires	37,475	34,745	1,160	5.2	37,395	36,330	22,770	32,775	27,105	31,460	36,315	19,520
Tenant - Locataires	24,310	7,095	1,745	3.7	23,945	19,215	10,850	11,850	9,940	15,910	22,620	8,605
Under \$1,000 - Moins de \$1,000	4,245	2,120	340	4.2	4,140	3,280	1,400	2,105	1,650	2,680	3,785	995
Owner - Propriétaires	1,800	1,545	115	5.1	1,790	1,665	775	1,320	1,040	1,435	1,695	555
Tenant - Locataires	2,445	575	225	3.5	2,350	1,615	625	785	610	1,245	2,090	440
\$1,000-\$1,999	11,615	6,135	760	4.1	11,410	9,360	4,535	6,595	5,060	7,530	10,795	2,990
Owner - Propriétaires	5,350	4,750	225	5.0	5,325	5,065	2,495	4,205	3,185	4,050	5,080	1,745
Tenant - Locataires	6,265	1,385	535	3.4	6,085	4,295	2,040	2,390	1,875	3,480	5,715	1,245
\$2,000-\$2,499	16,035	10,870	930	4.5	15,940	14,320	7,435	11,810	8,430	11,445	15,295	6,350
Owner - Propriétaires	9,465	8,715	390	5.0	9,435	9,065	4,725	8,300	6,040	7,375	9,140	4,105
Tenant - Locataires	6,570	2,155	540	3.7	6,505	5,255	2,710	3,510	2,390	4,070	6,155	2,245
\$2,500-\$2,999	12,245	9,030	495	4.6	12,225	11,415	6,820	9,760	7,835	9,675	11,805	6,030
Owner - Propriétaires	8,035	7,530	230	5.0	8,030	7,845	4,750	7,185	5,835	6,650	7,805	4,210
Tenant - Locataires	4,210	1,500	265	3.9	4,195	3,570	2,070	2,575	2,000	3,025	4,000	1,820
\$3,000-\$3,999	11,480	8,760	280	4.9	11,460	11,050	7,955	9,190	8,575	10,075	11,165	6,820
Owner - Propriétaires	8,085	7,650	135	5.3	8,075	7,965	5,735	7,330	6,595	7,315	7,900	5,045
Tenant - Locataires	3,395	1,110	145	4.0	3,385	3,085	2,220	1,860	1,980	2,760	3,265	1,775
\$4,000-\$5,999	4,285	3,325	--	5.7	4,285	4,240	3,690	3,575	3,710	4,125	4,230	3,240
Owner - Propriétaires	3,230	3,085	--	6.1	3,230	3,215	2,840	3,040	2,935	3,140	3,200	2,480
Tenant - Locataires	1,055	240	--	4.2	1,055	1,025	850	535	775	985	1,030	760
\$6,000 and over - \$6,000 et plus	1,880	1,600	--	6.9	1,880	1,880	1,785	1,590	1,785	1,840	1,860	1,700
Owner - Propriétaires	1,510	1,470	--	7.4	1,510	1,510	1,450	1,395	1,475	1,495	1,495	1,380
Tenant - Locataires	370	130	--	4.8	370	370	335	195	310	345	365	320

1. Exclusive of wage-earner households with earnings of head "not stated" or "nil". - Moins les ménages de salariés dont le gain du chef n'est pas déclaré ou dont le chef ne déclare aucun gain.

TABLE 114. Wage-earner households<sup>1</sup> by earnings of household head and tenure, showing household size and composition, number of crowded households, and first year of occupancy by present head, for provinces, rural, urban, and cities of 100,000 population and over, 1951

TABLEAU 114. Ménages de salariés<sup>1</sup> selon le gain du chef et le mode d'occupation, importance numérique et composition du ménage, nombre de ménages encombrés et première année d'occupation par le chef de ménage actuel, provinces, régions rurales et urbaines, et cités de 100,000 et plus, 1951

Note. Corresponding statistics for cities of 30,000-99,999 population are available, and may be obtained upon request.

Nota. Les chiffres correspondants pour les cités de 30,000-99,999 sont disponibles; on peut se les procurer sur demande.

Earnings of household head and tenure Gain du chef de ménage et mode d'occupation	Wage-earner households <sup>1</sup> Ménages de salariés <sup>1</sup>	Households by number of families Ménages selon le nombre de familles			Households by number of lodgers Ménages selon le nombre de chambreurs			Average number of persons per household Moyenne de personnes par ménage	Number of crowded households Nombre de ménages encombrés	Year of occupancy Année d'occupation			
		0	1	2+	0	1	2+			Before 1941 - Avant 1941	1941-45	1946-49	1950-51 <sup>2</sup>
<b>CANADA</b>													
Wage-earner heads <sup>1</sup> - Chefs salariés <sup>1</sup>	1,855,500	127,755	1,600,735	127,010	1,669,390	93,765	92,345	4.1	386,130	388,130	302,275	638,290	526,805
Owner - Propriétaires	1,007,385	45,930	879,050	82,405	901,420	50,295	55,670	4.3	184,340	264,885	175,630	369,995	196,825
Tenant - Locataires	848,115	81,825	721,685	44,605	767,970	43,470	36,675	3.8	201,790	123,245	126,595	268,295	329,980
Under \$1,000 - Moins de \$1,000	159,875	27,560	121,985	10,330	143,295	8,740	7,840	4.0	43,010	43,460	24,440	46,425	45,550
Owner - Propriétaires	95,650	13,205	75,715	6,730	86,665	4,815	4,170	4.2	24,270	34,795	16,540	30,150	14,165
Tenant - Locataires	64,225	14,355	46,270	3,600	56,630	3,925	3,670	3.6	18,740	8,665	7,900	16,275	31,385
\$1,000-\$1,999	443,805	49,560	362,950	31,295	394,155	25,740	23,910	4.1	115,590	94,450	69,935	148,325	131,095
Owner - Propriétaires	220,720	15,955	186,260	18,505	196,605	12,010	12,105	4.4	52,885	63,570	38,515	81,125	37,510
Tenant - Locataires	223,085	33,605	176,690	12,790	197,550	13,730	11,805	3.8	62,705	30,880	31,420	67,200	93,585
\$2,000-\$2,499	461,450	23,965	401,295	36,190	410,305	24,330	26,815	4.2	106,955	90,570	75,565	163,285	132,030
Owner - Propriétaires	235,425	7,710	205,065	22,650	206,380	12,845	16,200	4.4	47,540	57,895	41,580	90,295	45,655
Tenant - Locataires	226,025	16,255	196,230	13,540	203,925	11,485	10,615	4.0	59,415	32,675	33,985	72,990	86,375
\$2,500-\$2,999	345,865	12,750	307,180	25,935	309,600	17,415	18,850	4.2	69,445	68,450	58,145	123,050	96,220
Owner - Propriétaires	191,085	4,335	168,955	17,795	168,435	9,765	12,885	4.3	33,610	45,295	33,580	71,840	40,370
Tenant - Locataires	154,780	8,415	138,225	8,140	141,165	7,650	5,965	3.9	35,835	23,155	24,565	51,210	55,850
\$3,000-\$3,999	291,550	9,605	264,495	17,450	266,315	13,165	12,070	4.0	42,170	58,075	48,900	103,560	81,015
Owner - Propriétaires	169,530	3,280	153,990	12,260	153,265	7,995	8,270	4.2	21,325	39,545	28,985	62,920	38,080
Tenant - Locataires	122,020	6,325	110,505	5,190	113,050	5,170	3,800	3.8	20,845	18,530	19,915	40,640	42,935
\$4,000-\$5,999	110,235	3,105	102,695	4,435	104,340	3,425	2,470	3.8	7,845	23,170	17,975	38,525	30,565
Owner - Propriétaires	66,450	1,030	62,110	3,310	62,485	2,210	1,755	4.0	4,120	16,395	11,435	23,520	15,100
Tenant - Locataires	43,785	2,075	40,585	1,125	41,855	1,215	715	3.5	3,725	6,775	6,540	15,005	15,465
\$6,000 and over - \$6,000 et plus	42,720	1,210	40,135	1,375	41,880	950	390	3.8	1,115	9,955	7,315	15,120	10,330
Owner - Propriétaires	28,525	415	26,955	1,155	27,585	655	285	4.0	590	7,390	5,045	10,145	5,945
Tenant - Locataires	14,195	795	13,180	220	13,795	295	105	3.3	525	2,565	2,270	4,975	4,385
<b>Rural - Régions rurales</b>													
Wage-earner heads <sup>1</sup> - Chefs salariés <sup>1</sup>	392,555	30,045	347,420	15,090	373,095	13,740	5,720	4.3	104,820	82,025	55,830	144,085	110,615
Owner - Propriétaires	256,225	17,425	226,780	12,020	243,705	9,050	3,470	4.5	68,085	71,465	43,170	98,315	43,275
Tenant - Locataires	136,330	12,620	120,640	3,070	129,390	4,690	2,250	3.9	36,735	10,560	12,660	45,770	67,340
Under \$1,000 - Moins de \$1,000	80,395	11,665	64,995	3,735	76,305	2,970	1,120	4.3	24,620	24,615	11,975	24,620	19,185
Owner - Propriétaires	59,715	7,770	48,760	3,185	56,805	2,160	750	4.4	17,735	22,710	10,315	19,120	7,570
Tenant - Locataires	20,680	3,895	16,235	550	19,500	810	370	3.8	6,885	1,905	1,660	5,500	11,615
\$1,000-\$1,999	138,100	10,725	122,075	5,300	130,840	5,265	1,995	4.4	40,875	29,050	20,140	50,900	38,010
Owner - Propriétaires	90,490	5,905	80,355	4,230	86,045	3,325	1,120	4.6	26,240	25,645	15,785	35,070	13,990
Tenant - Locataires	47,610	4,820	41,720	1,070	44,795	1,940	875	4.0	14,635	3,405	4,355	15,830	24,020
\$2,000-\$2,499	81,215	4,225	74,125	2,865	77,155	2,805	1,255	4.3	20,945	14,245	11,370	31,685	23,915
Owner - Propriétaires	50,350	2,035	46,085	2,230	47,715	1,885	750	4.5	12,865	11,985	8,580	20,690	9,095
Tenant - Locataires	30,865	2,190	28,040	635	29,440	920	505	3.9	8,080	2,260	2,790	10,995	14,820
\$2,500-\$2,999	46,495	2,010	42,895	1,590	44,255	1,540	700	4.2	10,670	7,545	6,375	18,210	14,365
Owner - Propriétaires	28,360	910	26,245	1,205	26,915	1,005	440	4.4	6,615	6,075	4,550	11,845	5,890
Tenant - Locataires	18,135	1,100	16,650	385	17,340	535	260	3.9	4,055	1,470	1,825	6,365	8,475
\$3,000-\$3,999	33,815	1,140	31,505	1,170	32,400	910	505	4.1	6,325	4,840	4,455	13,605	10,915
Owner - Propriétaires	20,300	655	18,790	855	19,445	535	320	4.3	3,830	3,735	2,970	8,755	4,840
Tenant - Locataires	13,515	485	12,715	315	12,955	375	185	3.9	2,495	1,105	1,485	4,850	6,075
\$4,000-\$5,999	9,860	215	9,330	315	9,550	190	120	3.9	1,225	1,310	1,180	3,950	3,420
Owner - Propriétaires	5,400	110	5,075	215	5,220	110	--	4.1	690	1,025	785	2,200	1,390
Tenant - Locataires	4,460	105	4,255	100	4,330	--	--	3.7	535	285	395	1,750	2,030
\$6,000 and over - \$6,000 et plus	2,675	--	2,495	115	2,590	--	--	3.9	160	420	335	1,115	805
Owner - Propriétaires	1,610	--	1,470	100	1,560	--	--	3.9	110	290	185	635	500
Tenant - Locataires	1,065	--	1,025	--	1,030	--	--	3.8	--	130	150	480	305
<b>Urban - Régions urbaines</b>													
Wage-earner heads <sup>1</sup> - Chefs salariés <sup>1</sup>	1,462,945	97,710	1,253,315	111,920	1,296,295	80,025	86,625	4.0	281,310	306,105	246,445	494,205	416,190
Owner - Propriétaires	751,160	28,505	652,270	70,385	657,715	41,245	52,200	4.2	116,255	193,420	132,510	271,680	153,550
Tenant - Locataires	711,785	69,205	601,045	41,535	638,580	38,780	34,425	3.8	165,055	112,685	113,935	222,525	262,640
Under \$1,000 - Moins de \$1,000	79,480	15,895	56,990	6,595	66,990	5,770	6,720	3.7	18,390	18,845	12,465	21,805	26,365
Owner - Propriétaires	35,935	5,435	26,955	3,545	29,860	2,655	3,420	3.9	6,535	12,085	6,225	11,030	6,595
Tenant - Locataires	43,545	10,460	30,035	3,050	37,130	3,115	3,300	3.5	11,855	6,760	6,240	10,775	19,770
\$1,000-\$1,999	305,705	38,835	240,875	25,995	263,315	20,475	21,915	4.0	74,715	65,400	49,795	97,425	93,085
Owner - Propriétaires	130,230	10,050	105,905	14,275	110,560	8,685	10,985	4.3	26,645	37,925	22,730	46,055	23,520
Tenant - Locataires	175,475	28,785	134,970	11,720	152,755	11,790	10,930	3.7	48,070	27,475	27,065	51,370	69,565

1. Exclusive of wage-earner households with earnings of head "not stated" or "nil". - Moins les ménages de salariés dont le gain du chef n'est pas déclaré ou dont le chef ne déclare aucun gain.  
2. Up to June 1, 1951. - Jusqu'au 1<sup>er</sup> juin 1951.

TABLE 114. Wage-earner households<sup>1</sup> by earnings of household head and tenure, showing household size and composition, number of crowded households, and first year of occupancy by present head, for provinces, rural, urban, and cities of 100,000 population and over, 1951 - Continued

TABLEAU 114. Ménages de salariés<sup>1</sup> selon le gain du chef et le mode d'occupation, importance numérique et composition du ménage, nombre de ménages encombrés et première année d'occupation par le chef de ménage actuel, provinces, régions rurales et urbaines, et cités de 100,000 et plus, 1951 - suite

Earnings of household head and tenure Gain du chef de ménage et mode d'occupation	Wage-earner households <sup>1</sup> Ménages de salariés <sup>1</sup>	Households by number of families Ménages selon le nombre de familles			Households by number of lodgers Ménages selon le nombre de chambreurs			Average number of persons per household Moyenne de personnes par ménage	Number of crowded households Nombre de ménages encombrés	Year of occupancy Année d'occupation			
		0	1	2+	0	1	2+			Before 1941 Avant 1941	1941-45	1946-49	1950-51 <sup>2</sup>
<b>CANADA - Con. - fin</b>													
<b>Urban - Con. - Régions urbaines - fin</b>													
\$2,000-\$2,499 .....	380,235	19,740	327,170	33,325	333,150	21,525	25,560	4.2	86,010	76,325	64,195	131,600	108,115
Owner - Propriétaires .....	185,075	5,675	158,980	20,420	158,665	10,960	15,450	4.4	34,675	45,910	33,000	69,605	36,560
Tenant - Locataires .....	195,160	14,065	168,190	12,905	174,485	10,565	10,110	4.0	51,335	30,415	31,195	61,995	71,555
\$2,500-\$2,999 .....	299,370	10,740	264,285	24,345	265,345	15,875	18,150	4.1	58,775	60,905	51,770	104,840	81,855
Owner - Propriétaires .....	162,725	3,425	142,710	16,590	141,520	8,760	12,445	4.3	26,995	39,220	29,030	59,995	34,480
Tenant - Locataires .....	136,645	7,315	121,575	7,755	123,825	7,115	5,705	3.9	31,780	21,685	22,740	44,845	47,375
\$3,000-\$3,999 .....	257,735	8,465	232,990	16,280	233,915	12,255	11,565	4.0	35,845	53,235	44,445	89,955	70,100
Owner - Propriétaires .....	149,230	2,625	135,200	11,405	133,820	7,460	7,950	4.2	17,495	35,810	26,015	54,165	33,240
Tenant - Locataires .....	108,505	5,840	97,790	4,875	100,095	4,795	3,615	3.8	18,350	17,425	18,430	35,790	36,860
\$4,000-\$5,999 .....	100,375	2,890	93,365	4,120	94,790	3,235	2,350	3.8	6,620	21,860	16,795	34,575	27,145
Owner - Propriétaires .....	61,050	920	57,035	3,095	57,265	2,100	1,685	4.0	3,430	15,370	10,650	21,320	13,710
Tenant - Locataires .....	39,325	1,970	36,330	1,025	37,525	1,135	665	3.5	3,190	6,490	6,145	13,255	13,435
\$6,000 and over - \$6,000 et plus .....	40,045	1,145	37,640	1,260	38,790	890	365	3.8	955	9,535	6,980	14,005	9,525
Owner - Propriétaires .....	26,915	375	25,485	1,055	26,025	625	265	4.0	480	7,100	4,860	9,510	5,445
Tenant - Locataires .....	13,130	770	12,155	205	12,765	265	100	3.3	475	2,435	2,120	4,495	4,080
<b>NEWFOUNDLAND</b>													
<b>Wage-earner heads<sup>1</sup> - Chefs salariés<sup>1</sup></b>													
Owner - Propriétaires .....	36,090	1,015	31,780	3,295	33,820	1,275	995	5.3	13,490	13,270	6,440	10,980	5,400
Tenant - Locataires .....	28,515	805	25,080	2,630	28,920	955	640	5.4	10,280	12,205	5,495	7,990	2,825
Owner - Propriétaires .....	7,575	210	6,700	665	6,900	320	355	4.9	3,210	1,065	945	2,990	2,575
<b>Under \$1,000 - Moins de \$1,000 .....</b>													
Owner - Propriétaires .....	11,275	580	9,715	980	10,740	370	165	5.1	4,470	5,325	2,020	2,830	1,100
Tenant - Locataires .....	10,515	505	9,090	920	10,050	340	125	5.1	4,100	5,210	1,910	2,565	830
Owner - Propriétaires .....	760	--	625	--	690	--	--	4.5	370	115	110	265	270
\$1,000-\$1,999 .....	10,705	250	9,590	865	10,070	400	235	5.4	4,435	3,720	2,055	3,355	1,575
Owner - Propriétaires .....	8,390	185	7,510	695	7,945	295	150	5.5	3,225	3,410	1,750	2,425	805
Tenant - Locataires .....	2,315	--	2,080	170	2,125	105	--	5.0	1,210	310	305	930	770
\$2,000-\$2,499 .....	5,630	--	5,000	540	5,215	175	240	5.4	2,185	1,590	930	1,965	1,145
Owner - Propriétaires .....	3,785	--	3,340	375	3,535	110	140	5.6	1,375	1,305	715	1,315	450
Tenant - Locataires .....	1,845	--	1,660	165	1,680	--	100	5.0	810	285	215	650	695
\$2,500-\$2,999 .....	3,465	--	3,020	410	3,100	180	185	5.5	1,260	1,015	590	1,160	700
Owner - Propriétaires .....	2,360	--	2,025	310	2,120	115	125	5.7	805	870	440	750	300
Tenant - Locataires .....	1,105	--	995	100	980	--	--	5.1	455	145	150	410	400
\$3,000-\$3,999 .....	3,230	--	2,835	360	3,005	100	125	5.3	885	935	600	1,085	610
Owner - Propriétaires .....	2,280	--	2,035	230	2,150	--	--	5.4	625	825	475	675	305
Tenant - Locataires .....	950	--	800	130	855	--	--	4.8	260	110	125	410	305
\$4,000-\$5,999 .....	1,315	--	1,195	110	1,225	--	--	5.0	240	500	220	400	195
Owner - Propriétaires .....	890	--	805	--	830	--	--	5.2	135	435	190	185	--
Tenant - Locataires .....	425	--	390	--	395	--	--	4.6	105	--	--	215	115
\$6,000 and over - \$6,000 et plus .....	470	--	425	--	465	--	--	4.6	--	185	--	185	--
Owner - Propriétaires .....	295	--	275	--	290	--	--	4.9	--	150	--	--	--
Tenant - Locataires .....	175	--	150	--	175	--	--	4.1	--	--	--	110	--
<b>Rural - Régions rurales</b>													
<b>Wage-earner heads<sup>1</sup> - Chefs salariés<sup>1</sup></b>													
Owner - Propriétaires .....	16,405	535	14,495	1,375	15,645	515	245	5.3	6,095	6,905	3,195	4,460	1,845
Tenant - Locataires .....	14,975	470	13,220	1,285	14,310	470	195	5.4	5,680	6,775	3,005	3,920	1,275
Owner - Propriétaires .....	1,430	--	1,275	--	1,335	--	--	4.8	415	130	190	540	570
<b>Under \$1,000 - Moins de \$1,000 .....</b>													
Owner - Propriétaires .....	8,675	440	7,475	760	8,280	300	--	5.1	3,325	4,155	1,645	2,120	755
Tenant - Locataires .....	8,415	400	7,265	750	8,050	275	--	5.2	3,250	4,120	1,605	2,025	665
Owner - Propriétaires .....	260	--	210	--	230	--	--	4.3	--	--	--	--	--
\$1,000-\$1,999 .....	5,305	--	4,840	385	5,075	180	--	5.6	2,050	2,065	1,100	1,545	595
Owner - Propriétaires .....	4,835	--	4,405	370	4,625	170	--	5.7	1,865	2,020	1,030	1,355	430
Tenant - Locataires .....	470	--	435	--	450	--	--	5.0	185	--	--	190	165
\$2,000-\$2,499 .....	1,410	--	1,285	120	1,330	--	--	5.7	550	420	250	505	235
Owner - Propriétaires .....	1,160	--	1,075	--	1,115	--	--	5.7	435	405	225	415	115
Tenant - Locataires .....	250	--	210	--	215	--	--	5.8	115	--	--	--	120
\$2,500-\$2,999 .....	515	--	470	--	500	--	--	5.1	--	160	105	125	125
Owner - Propriétaires .....	340	--	300	--	325	--	--	5.6	--	145	--	--	--
Tenant - Locataires .....	175	--	170	--	175	--	--	4.1	--	--	--	--	--
\$3,000-\$3,999 .....	355	--	290	--	315	--	--	5.0	--	--	--	--	110
Owner - Propriétaires .....	185	--	135	--	155	--	--	5.5	--	--	--	--	--
Tenant - Locataires .....	170	--	155	--	160	--	--	4.6	--	--	--	--	--

1. Exclusive of wage-earner households with earnings of head "not stated" or "nil". - Moins les ménages de salariés dont le gain du chef n'est pas déclaré ou dont le chef ne déclare aucun gain.

2. Up to June 1, 1951. - Jusqu'au 1<sup>er</sup> juin 1951.

TABLE 114. Wage-earner households<sup>1</sup> by earnings of household head and tenure, showing household size and composition, number of crowded households, and first year of occupancy by present head, for provinces, rural, urban, and cities of 100,000 population and over, 1951 - Continued

TABLEAU 114. Ménages de salariés<sup>1</sup> selon le gain du chef et le mode d'occupation, importance numérique et composition du ménage, nombre de ménages encombrés et première année d'occupation par le chef de ménage actuel, provinces, régions rurales et urbaines, et cités de 100,000 et plus, 1951 - suite

Earnings of household head and tenure Gain du chef de ménage et mode d'occupation	Wage-earner households <sup>1</sup> Ménages de salariés <sup>1</sup>	Households by number of families Ménages selon le nombre de familles			Households by number of lodgers Ménages selon le nombre de chambreurs			Average number of persons per household Moyenne de personnes par ménage	Number of crowded households Nombre de ménages encombrés	Year of occupancy Année d'occupation			
		0	1	2+	0	1	2+			Before 1941 Avant 1941	1941-45	1946-49	1950-51 <sup>2</sup>
<b>NEWFOUNDLAND - Con. - fin</b>													
<b>Rural - Con. - Régions rurales - fin</b>													
\$4,000-\$5,999 .....	--	--	--	--	--	--	--	--	--	--	--	--	
Owner - Propriétaires .....	--	--	--	--	--	--	--	--	--	--	--	--	
Tenant - Locataires .....	--	--	--	--	--	--	--	--	--	--	--	--	
\$6,000 and over - \$6,000 et plus .....	--	--	--	--	--	--	--	--	--	--	--	--	
Owner - Propriétaires .....	--	--	--	--	--	--	--	--	--	--	--	--	
Tenant - Locataires .....	--	--	--	--	--	--	--	--	--	--	--	--	
<b>Urban - Régions urbaines</b>													
Wage-earner heads <sup>1</sup> - Chefs salariés <sup>1</sup> .....	19,685	480	17,285	1,920	18,175	760	750	5.2	7,395	6,365	3,245	6,520	3,555
Owner - Propriétaires .....	13,540	335	11,860	1,345	12,610	485	445	5.4	4,600	5,430	2,490	4,070	1,550
Tenant - Locataires .....	6,145	145	5,425	575	5,565	275	305	4.9	2,795	935	755	2,450	2,005
Under \$1,000 - Moins de \$1,000 .....	2,600	140	2,240	220	2,460	--	--	4.9	1,145	1,170	375	710	345
Owner - Propriétaires .....	2,100	105	1,825	170	2,000	--	--	5.0	850	1,090	305	540	165
Tenant - Locataires .....	500	--	415	--	460	--	--	4.6	295	--	--	170	180
\$1,000-\$1,999 .....	5,400	170	4,750	480	4,995	220	185	5.2	2,385	1,655	955	1,810	980
Owner - Propriétaires .....	3,555	125	3,105	325	3,320	125	110	5.3	1,360	1,390	720	1,070	375
Tenant - Locataires .....	1,845	--	1,645	155	1,675	--	--	5.0	1,025	265	235	740	605
\$2,000-\$2,499 .....	4,220	--	3,715	420	3,885	165	170	5.3	1,635	1,170	680	1,460	910
Owner - Propriétaires .....	2,625	--	2,265	295	2,420	100	105	5.5	940	900	490	900	335
Tenant - Locataires .....	1,595	--	1,450	125	1,465	--	--	4.9	695	270	190	560	575
\$2,500-\$2,999 .....	2,950	--	2,550	365	2,600	170	180	5.6	1,165	855	485	1,035	575
Owner - Propriétaires .....	2,020	--	1,725	270	1,795	105	120	5.7	715	725	355	680	260
Tenant - Locataires .....	930	--	825	--	805	--	--	5.3	450	130	130	355	315
\$3,000-\$3,999 .....	2,875	--	2,545	300	2,690	--	100	5.3	825	860	525	990	500
Owner - Propriétaires .....	2,095	--	1,900	185	1,995	--	--	5.4	590	765	425	625	280
Tenant - Locataires .....	780	--	645	115	695	--	--	4.9	235	--	100	365	220
\$4,000-\$5,999 .....	1,225	--	1,110	105	1,135	--	--	5.1	230	475	205	360	185
Owner - Propriétaires .....	860	--	775	--	800	--	--	5.3	135	415	180	185	--
Tenant - Locataires .....	365	--	335	--	335	--	--	4.6	--	--	--	175	105
\$6,000 and over - \$6,000 et plus .....	415	--	375	--	410	--	--	4.7	--	180	--	155	--
Owner - Propriétaires .....	285	--	265	--	280	--	--	4.9	--	145	--	--	--
Tenant - Locataires .....	130	--	110	--	130	--	--	4.3	--	--	--	--	--
<b>PRINCE EDWARD ISLAND</b>													
Wage-earner heads <sup>1</sup> - Chefs salariés <sup>1</sup> .....	7,180	555	6,260	365	6,580	325	275	4.4	1,695	2,025	955	2,420	1,780
Owner - Propriétaires .....	4,350	380	3,720	250	4,095	150	105	4.5	1,025	1,660	635	1,520	535
Tenant - Locataires .....	2,830	175	2,540	115	2,485	175	170	4.3	670	365	320	900	1,245
Under \$1,000 - Moins de \$1,000 .....	1,870	315	1,455	100	1,760	--	--	4.4	635	715	270	610	275
Owner - Propriétaires .....	1,390	240	1,075	--	1,355	--	--	4.4	445	625	200	450	115
Tenant - Locataires .....	480	--	380	--	405	--	--	4.4	190	--	--	160	160
\$1,000-\$1,999 .....	2,675	155	2,330	190	2,395	130	150	4.6	690	715	325	980	655
Owner - Propriétaires .....	1,645	110	1,410	125	1,525	--	--	4.6	405	590	230	595	230
Tenant - Locataires .....	1,030	--	920	--	870	--	--	4.5	285	125	--	385	425
\$2,000-\$2,499 .....	1,170	--	1,105	--	1,065	--	--	4.5	240	270	180	385	335
Owner - Propriétaires .....	670	--	645	--	605	--	--	4.8	125	210	115	260	--
Tenant - Locataires .....	500	--	460	--	460	--	--	4.1	115	--	--	125	250
\$2,500-\$2,999 .....	565	--	510	--	520	--	--	4.2	--	155	--	165	165
Owner - Propriétaires .....	255	--	220	--	235	--	--	4.3	--	105	--	--	--
Tenant - Locataires .....	310	--	290	--	285	--	--	4.1	--	--	--	--	140
\$3,000-\$3,999 .....	555	--	530	--	500	--	--	4.4	--	100	--	185	185
Owner - Propriétaires .....	270	--	250	--	260	--	--	4.6	--	--	--	--	--
Tenant - Locataires .....	285	--	280	--	240	--	--	4.3	--	--	--	100	120
\$4,000-\$5,999 .....	260	--	245	--	260	--	--	3.4	--	--	--	--	150
Owner - Propriétaires .....	--	--	--	--	--	--	--	--	--	--	--	--	--
Tenant - Locataires .....	195	--	180	--	195	--	--	3.3	--	--	--	--	145
\$6,000 and over - \$6,000 et plus .....	--	--	--	--	--	--	--	--	--	--	--	--	--
Owner - Propriétaires .....	--	--	--	--	--	--	--	--	--	--	--	--	--
Tenant - Locataires .....	--	--	--	--	--	--	--	--	--	--	--	--	--

1. Exclusive of wage-earner households with earnings of head "not stated" or "nil". - Moins les ménages de salariés dont le gain du chef n'est pas déclaré ou dont le chef ne déclare aucun gain.

2. Up to June 1, 1951. - Jusqu'au 1<sup>er</sup> juin 1951.

TABLE 114. Wage-earner households<sup>1</sup> by earnings of household head and tenure, showing household size and composition, number of crowded households, and first year of occupancy by present head, for provinces, rural, urban, and cities of 100,000 population and over, 1951 - Continued

TABLEAU 114. Ménages de salariés<sup>1</sup> selon le gain du chef et le mode d'occupation, importance numérique et composition du ménage, nombre de ménages encombrés et première année d'occupation par le chef de ménage actuel, provinces, régions rurales et urbaines, et cités de 100,000 et plus, 1951 - suite

Earnings of household head and tenure Gain du chef de ménage et mode d'occupation	Wage-earner households <sup>1</sup> Ménages de salariés <sup>1</sup>	Households by number of families Ménages selon le nombre de familles			Households by number of lodgers Ménages selon le nombre de chambreurs			Average number of persons per household Moyenne de personnes par ménage	Number of crowded households Nombre de ménages encombrés	Year of occupancy Année d'occupation			
		0	1	2+	0	1	2+			Before 1941 — Avant 1941	1941-45	1946-49	1950-51 <sup>2</sup>
<b>PRINCE EDWARD ISLAND—Con.—(In Rural — Régions rurales)</b>													
Wage-earner heads <sup>1</sup> — Chefs salariés <sup>1</sup>	3,805	340	3,330	135	3,710	--	--	4.5	990	1,180	500	1,265	860
Owner — Propriétaires	2,805	280	2,400	125	2,750	--	--	4.6	775	1,060	430	985	330
Tenant — Locataires	1,000	--	930	--	960	--	--	4.3	215	120	--	280	530
Under \$1,000 — Moins de \$1,000	1,450	240	1,145	--	1,430	--	--	4.5	520	600	195	475	180
Owner — Propriétaires	1,210	215	935	--	1,190	--	--	4.4	420	545	170	390	105
Tenant — Locataires	240	--	210	--	240	--	--	4.7	100	--	--	--	--
\$1,000—\$1,999	1,285	--	1,150	--	1,230	--	--	4.6	325	370	180	460	275
Owner — Propriétaires	970	--	855	--	950	--	--	4.7	250	345	155	345	125
Tenant — Locataires	315	--	295	--	280	--	--	4.5	--	--	--	115	150
\$2,000—\$2,499	560	--	545	--	545	--	--	4.5	100	125	--	190	175
Owner — Propriétaires	380	--	380	--	370	--	--	4.8	--	110	--	155	--
Tenant — Locataires	180	--	165	--	175	--	--	3.9	--	--	--	--	125
\$2,500—\$2,999	205	--	200	--	205	--	--	4.3	--	--	--	--	--
Owner — Propriétaires	--	--	--	--	--	--	--	--	--	--	--	--	--
Tenant — Locataires	110	--	110	--	110	--	--	3.8	--	--	--	--	--
\$3,000—\$3,999	200	--	185	--	200	--	--	4.5	--	--	--	--	--
Owner — Propriétaires	120	--	110	--	120	--	--	4.7	--	--	--	--	--
Tenant — Locataires	--	--	--	--	--	--	--	--	--	--	--	--	--
\$4,000—\$5,999	--	--	--	--	--	--	--	--	--	--	--	--	--
Owner — Propriétaires	--	--	--	--	--	--	--	--	--	--	--	--	--
Tenant — Locataires	--	--	--	--	--	--	--	--	--	--	--	--	--
\$6,000 and over — \$6,000 et plus	--	--	--	--	--	--	--	--	--	--	--	--	--
Owner — Propriétaires	--	--	--	--	--	--	--	--	--	--	--	--	--
Tenant — Locataires	--	--	--	--	--	--	--	--	--	--	--	--	--
<b>Urban — Régions urbaines</b>													
Wage-earner heads <sup>1</sup> — Chefs salariés <sup>1</sup>	3,375	215	2,930	230	2,870	255	250	4.4	705	845	455	1,155	920
Owner — Propriétaires	1,545	100	1,320	125	1,345	110	--	4.5	250	600	205	535	205
Tenant — Locataires	1,830	115	1,610	105	1,525	145	160	4.3	455	245	250	620	715
Under \$1,000 — Moins de \$1,000	420	--	310	--	330	--	--	4.4	115	115	--	135	--
Owner — Propriétaires	180	--	140	--	165	--	--	4.6	--	--	--	--	--
Tenant — Locataires	240	--	170	--	165	--	--	4.2	--	--	--	--	--
\$1,000—\$1,999	1,390	--	1,180	130	1,165	--	130	4.5	365	345	145	520	380
Owner — Propriétaires	675	--	555	--	575	--	--	4.5	155	245	--	250	105
Tenant — Locataires	715	--	625	--	590	--	--	4.5	210	100	--	270	275
\$2,000—\$2,499	610	--	560	--	520	--	--	4.5	140	145	110	195	160
Owner — Propriétaires	290	--	265	--	235	--	--	4.7	--	100	--	105	--
Tenant — Locataires	320	--	295	--	285	--	--	4.2	--	--	--	--	125
\$2,500—\$2,999	360	--	310	--	315	--	--	4.2	--	100	--	105	100
Owner — Propriétaires	160	--	130	--	140	--	--	4.1	--	--	--	--	--
Tenant — Locataires	200	--	180	--	175	--	--	4.3	--	--	--	--	--
\$3,000—\$3,999	355	--	345	--	300	--	--	4.4	--	--	--	130	--
Owner — Propriétaires	150	--	140	--	140	--	--	4.5	--	--	--	--	--
Tenant — Locataires	205	--	205	--	160	--	--	4.4	--	--	--	--	--
\$4,000—\$5,999	165	--	150	--	165	--	--	3.1	--	--	--	--	--
Owner — Propriétaires	--	--	--	--	--	--	--	--	--	--	--	--	--
Tenant — Locataires	120	--	105	--	120	--	--	3.0	--	--	--	--	--
\$6,000 and over — \$6,000 et plus	--	--	--	--	--	--	--	--	--	--	--	--	--
Owner — Propriétaires	--	--	--	--	--	--	--	--	--	--	--	--	--
Tenant — Locataires	--	--	--	--	--	--	--	--	--	--	--	--	--
<b>NOVA SCOTIA</b>													
Wage-earner heads <sup>1</sup> — Chefs salariés <sup>1</sup>	81,070	4,670	70,585	5,815	73,510	4,270	3,290	4.4	18,975	25,225	12,490	26,585	16,770
Owner — Propriétaires	55,320	2,880	48,110	4,330	50,315	2,820	2,185	4.6	11,890	21,610	9,640	17,565	6,505
Tenant — Locataires	25,750	1,790	22,475	1,485	23,195	1,450	1,105	4.1	7,085	3,615	2,850	9,020	10,265
Under \$1,000 — Moins de \$1,000	13,370	1,955	10,640	775	12,095	755	520	4.2	3,355	5,265	1,945	3,785	2,375
Owner — Propriétaires	10,165	1,410	8,135	620	9,270	535	360	4.3	2,350	4,785	1,560	2,825	995
Tenant — Locataires	3,205	545	2,505	155	2,825	220	160	3.8	1,005	480	385	960	1,380
\$1,000—\$1,999	26,435	1,575	23,035	1,825	24,115	1,315	1,005	4.4	6,770	7,780	3,900	9,175	5,580
Owner — Propriétaires	17,755	830	15,670	1,255	16,320	860	575	4.5	3,915	6,575	2,960	6,135	2,085
Tenant — Locataires	8,680	745	7,365	570	7,795	455	430	4.1	2,855	1,205	940	3,040	3,495

1. Exclusive of wage-earner households with earnings of head "not stated" or "nil". — Moins les ménages de salariés dont le gain du chef n'est pas déclaré ou dont le chef ne déclare aucun gain.

2. Up to June 1, 1951. — Jusqu'au 1<sup>er</sup> juin 1951.

TABLE 114. Wage-earner households<sup>1</sup> by earnings of household head and tenure, showing household size and composition, number of crowded households, and first year of occupancy by present head, for provinces, rural, urban, and cities of 100,000 population and over, 1951 - Continued

TABLEAU 114. Ménages de salariés<sup>1</sup> selon le gain du chef et le mode d'occupation, importance numérique et composition du ménage, nombre de ménages encombrés et première année d'occupation par le chef de ménage actuel, provinces, régions rurales et urbaines, et cités de 100,000 et plus, 1951 - suite

Earnings of household head and tenure Gain du chef de ménage et mode d'occupation	Wage-earner households <sup>1</sup> Ménages de salariés <sup>1</sup>	Households by number of families Ménages selon le nombre de familles			Households by number of lodgers Ménages selon le nombre de chambreurs			Average number of persons per household Moyenne de personnes par ménage	Number of crowded households Nombre de ménages encombrés	Year of occupancy Année d'occupation			
		0	1	2+	0	1	2+			Before 1941 Avant 1941	1941-45	1946-49	1950-51 <sup>2</sup>
<b>NOVA SCOTIA—Con.—suite</b>													
\$2,000—\$2,499 .....	17,930	595	15,850	1,485	16,120	970	840	4.6	4,645	5,080	2,950	6,345	3,555
Owner — Propriétaires .....	11,560	320	10,175	1,065	10,380	590	590	4.8	2,745	4,155	2,135	4,015	1,255
Tenant — Locataires .....	6,370	275	5,675	420	5,740	380	250	4.2	1,900	925	815	2,330	2,300
\$2,500—\$2,999 .....	11,665	260	10,430	975	10,475	650	540	4.7	2,650	3,650	1,975	3,610	2,430
Owner — Propriétaires .....	8,175	145	7,240	790	7,325	460	390	4.9	1,865	3,175	1,645	2,275	1,080
Tenant — Locataires .....	3,490	115	3,190	185	3,150	190	150	4.2	785	475	330	1,335	1,350
\$3,000—\$3,999 .....	8,065	205	7,275	585	7,325	415	325	4.5	1,360	2,425	1,140	2,550	1,950
Owner — Propriétaires .....	5,340	125	4,755	460	4,840	275	225	4.7	895	2,070	920	1,620	730
Tenant — Locataires .....	2,725	--	2,520	125	2,485	140	100	4.0	465	355	220	930	1,220
\$4,000—\$5,999 .....	2,785	--	2,605	140	2,600	130	--	4.0	175	755	455	840	735
Owner — Propriétaires .....	1,775	--	1,635	110	1,660	--	--	4.2	110	625	335	515	300
Tenant — Locataires .....	1,010	--	970	--	940	--	--	3.7	--	130	120	325	435
\$6,000 and over — \$6,000 et plus .....	820	--	750	--	780	--	--	4.0	--	270	125	280	145
Owner — Propriétaires .....	550	--	500	--	520	--	--	4.2	--	225	--	180	--
Tenant — Locataires .....	270	--	250	--	260	--	--	3.5	--	--	--	100	--
<b>Rural — Régions rurales</b>													
Wage-earner heads <sup>1</sup> — Chefs salariés <sup>1</sup> .....	28,420	1,835	25,225	1,360	26,750	1,190	480	4.4	6,390	9,950	4,335	9,425	4,710
Owner — Propriétaires .....	23,240	1,585	20,415	1,240	21,885	975	380	4.5	5,195	9,345	3,830	7,535	2,530
Tenant — Locataires .....	5,180	250	4,810	120	4,865	215	100	4.1	1,195	605	505	1,890	2,180
Under \$1,000 — Moins de \$1,000 .....	9,140	1,235	7,475	430	8,540	400	200	4.3	2,175	3,990	1,295	2,620	1,235
Owner — Propriétaires .....	7,905	1,085	6,415	405	7,405	330	170	4.3	1,825	3,775	1,165	2,220	745
Tenant — Locataires .....	1,235	150	1,060	--	1,135	--	--	4.1	350	215	130	400	490
\$1,000—\$1,999 .....	11,855	435	10,860	560	11,185	480	190	4.5	2,695	3,795	1,760	4,340	1,960
Owner — Propriétaires .....	9,695	360	8,835	500	9,145	400	150	4.6	2,170	3,535	1,565	3,515	1,080
Tenant — Locataires .....	2,160	--	2,025	--	2,040	--	--	4.2	525	260	195	825	880
\$2,000—\$2,499 .....	4,010	110	3,735	165	3,810	150	--	4.5	875	1,125	720	1,470	695
Owner — Propriétaires .....	3,140	--	2,890	160	2,985	120	--	4.6	695	1,070	600	1,100	370
Tenant — Locataires .....	870	--	845	--	825	--	--	4.1	180	--	120	370	325
\$2,500—\$2,999 .....	1,975	--	1,810	130	1,850	100	--	4.6	400	640	340	595	400
Owner — Propriétaires .....	1,565	--	1,415	120	1,460	--	--	4.8	330	610	310	435	210
Tenant — Locataires .....	410	--	395	--	390	--	--	3.9	--	--	--	160	190
\$3,000—\$3,999 .....	1,075	--	995	--	1,010	--	--	4.7	200	330	175	280	290
Owner — Propriétaires .....	695	--	625	--	660	--	--	4.9	145	285	150	190	--
Tenant — Locataires .....	380	--	370	--	350	--	--	4.4	--	--	--	--	220
\$4,000—\$5,999 .....	310	--	295	--	300	--	--	4.1	--	--	--	--	125
Owner — Propriétaires .....	200	--	195	--	190	--	--	4.0	--	--	--	--	--
Tenant — Locataires .....	110	--	100	--	110	--	--	4.4	--	--	--	--	--
\$6,000 and over — \$6,000 et plus .....	--	--	--	--	--	--	--	--	--	--	--	--	--
Owner — Propriétaires .....	--	--	--	--	--	--	--	--	--	--	--	--	--
Tenant — Locataires .....	--	--	--	--	--	--	--	--	--	--	--	--	--
<b>Urban — Régions urbaines</b>													
Wage-earner heads <sup>1</sup> — Chefs salariés <sup>1</sup> .....	52,650	2,835	45,360	4,455	46,760	3,080	2,810	4.4	12,585	15,275	8,155	17,160	12,060
Owner — Propriétaires .....	32,080	1,295	27,695	3,090	28,430	1,845	1,805	4.7	6,695	12,265	5,810	10,030	3,975
Tenant — Locataires .....	20,570	1,540	17,665	1,365	18,330	1,235	1,005	4.1	5,890	3,010	2,345	7,130	8,085
Under \$1,000 — Moins de \$1,000 .....	4,230	720	3,165	345	3,555	355	320	4.0	1,180	1,275	650	1,165	1,140
Owner — Propriétaires .....	2,260	325	1,720	215	1,865	205	190	4.3	525	1,010	395	605	250
Tenant — Locataires .....	1,970	395	1,445	130	1,690	150	130	3.7	655	265	255	560	890
\$1,000—\$1,999 .....	14,580	1,140	12,175	1,265	12,930	835	815	4.3	4,075	3,985	2,140	4,835	3,820
Owner — Propriétaires .....	8,060	470	6,835	755	7,175	460	425	4.5	1,745	3,040	1,395	2,620	1,005
Tenant — Locataires .....	6,520	670	5,340	510	5,755	375	390	4.1	2,330	945	745	2,215	2,815
\$2,000—\$2,499 .....	13,920	485	12,115	1,320	12,310	820	790	4.6	3,770	3,955	2,230	4,875	2,860
Owner — Propriétaires .....	8,420	230	7,285	905	7,395	470	555	4.8	2,050	3,085	1,535	2,915	885
Tenant — Locataires .....	5,500	255	4,830	415	4,915	350	235	4.3	1,720	870	695	1,960	1,975
\$2,500—\$2,999 .....	9,690	225	8,620	845	8,625	550	515	4.7	2,250	3,010	1,635	3,015	2,030
Owner — Propriétaires .....	6,610	115	5,825	670	5,865	375	370	4.9	1,535	2,565	1,335	1,840	870
Tenant — Locataires .....	3,080	110	2,795	175	2,760	175	145	4.3	715	445	300	1,175	1,160
\$3,000—\$3,999 .....	6,990	190	6,280	520	6,315	365	310	4.4	1,160	2,095	965	2,270	1,660
Owner — Propriétaires .....	4,645	110	4,130	405	4,180	245	220	4.7	750	1,785	770	1,430	660
Tenant — Locataires .....	2,345	--	2,150	115	2,135	120	--	4.0	410	310	195	840	1,000

1. Exclusive of wage-earner households with earnings of head "not stated" or "nil". — Moins les ménages de salariés dont le gain du chef n'est pas déclaré ou dont le chef ne déclare aucun gain.

2. Up to June 1, 1951. — Jusqu'au 1<sup>er</sup> juin 1951.



TABLE 114. Wage-earner households<sup>1</sup> by earnings of household head and tenure, showing household size and composition, number of crowded households, and first year of occupancy by present head, for provinces, rural, urban, and cities of 100,000 population and over, 1951 - Continued

TABLEAU 114. Ménages de salariés<sup>1</sup> selon le gain du chef et le mode d'occupation, importance numérique et composition du ménage, nombre de ménages encombrés et première année d'occupation par le chef de ménage actuel, provinces, régions rurales et urbaines, et cités de 100,000 et plus, 1951 - suite

Earnings of household head and tenure Gain du chef de ménage et mode d'occupation	Wage-earner households <sup>1</sup> Ménages de salariés <sup>1</sup>	Households by number of families Ménages selon le nombre de familles			Households by number of lodgers Ménages selon le nombre de chambreurs			Average number of persons per household Moyenne de personnes par ménage	Number of crowded households Nombre de ménages encombrés	Year of occupancy Année d'occupation			
		0	1	2+	0	1	2+			Before 1941 Avant 1941	1941-45	1946-49	1950-51 <sup>2</sup>
<b>NOVA SCOTIA - Con. - fin</b>													
<b>Urban - Con. - Régions urbaines - fin</b>													
\$4,000-\$5,999 .....	2,475	--	2,310	130	2,300	120	--	4.0	140	700	415	750	610
Owner - Propriétaires .....	1,575	--	1,440	110	1,470	--	--	4.2	--	570	295	465	245
Tenant - Locataires .....	900	--	870	--	830	--	--	3.6	--	130	120	285	365
\$6,000 and over - \$6,000 et plus .....	765	--	695	--	725	--	--	4.0	--	255	120	250	140
Owner - Propriétaires .....	510	--	460	--	480	--	--	4.2	--	210	--	155	--
Tenant - Locataires .....	255	--	235	--	245	--	--	3.5	--	--	--	--	--
<b>NEW BRUNSWICK</b>													
Wage-earner heads <sup>1</sup> - Chefs salariés <sup>1</sup>	59,545	3,100	53,035	3,410	54,795	3,130	1,620	4.5	13,770	15,835	9,140	20,510	14,060
Owner - Propriétaires .....	35,530	1,565	31,560	2,405	32,845	1,755	930	4.8	8,815	12,085	6,100	12,405	4,940
Tenant - Locataires .....	24,015	1,535	21,475	1,005	21,950	1,375	690	4.1	4,955	3,750	3,040	8,105	9,120
Under \$1,000 - Moins de \$1,000 .....	9,945	1,025	8,285	635	9,330	435	180	4.6	3,325	3,300	1,520	3,005	2,120
Owner - Propriétaires .....	7,055	620	5,940	495	6,690	270	--	4.8	2,440	2,810	1,185	2,225	835
Tenant - Locataires .....	2,890	405	2,345	140	2,640	165	--	4.2	885	490	335	780	1,285
\$1,000-\$1,999 .....	21,775	1,225	19,090	1,460	19,835	1,270	670	4.7	6,040	5,490	3,460	7,705	5,120
Owner - Propriétaires .....	13,430	585	11,835	1,010	12,370	720	340	4.9	3,820	4,315	2,410	4,950	1,755
Tenant - Locataires .....	8,345	640	7,255	450	7,465	550	330	4.2	2,220	1,175	1,050	2,755	3,365
\$2,000-\$2,499 .....	12,605	500	11,490	615	11,580	645	380	4.4	2,575	2,995	1,845	4,400	3,365
Owner - Propriétaires .....	6,625	180	6,045	400	6,130	280	215	4.9	1,465	2,120	1,140	2,300	1,065
Tenant - Locataires .....	5,980	320	5,445	215	5,450	365	165	4.0	1,110	875	705	2,100	2,300
\$2,500-\$2,999 .....	7,085	190	6,555	340	6,465	395	225	4.4	1,075	1,820	1,155	2,520	1,590
Owner - Propriétaires .....	3,885	--	3,555	245	3,440	285	160	4.8	635	1,245	710	1,350	580
Tenant - Locataires .....	3,200	105	3,000	--	3,025	110	--	3.9	440	575	445	1,170	1,010
\$3,000-\$3,999 .....	5,520	120	5,140	260	5,095	300	125	4.4	655	1,445	770	2,050	1,255
Owner - Propriétaires .....	3,100	--	2,860	175	2,850	155	--	4.8	415	1,070	425	1,150	455
Tenant - Locataires .....	2,420	--	2,280	--	2,245	145	--	3.9	240	375	345	900	800
\$4,000-\$5,999 .....	2,055	--	1,945	--	1,935	--	--	3.9	--	605	320	660	470
Owner - Propriétaires .....	1,115	--	1,035	--	1,050	--	--	4.0	--	405	175	340	195
Tenant - Locataires .....	940	--	910	--	885	--	--	3.8	--	200	145	320	275
\$6,000 and over - \$6,000 et plus .....	560	--	530	--	555	--	--	3.8	--	180	--	170	140
Owner - Propriétaires .....	320	--	290	--	315	--	--	4.2	--	120	--	--	--
Tenant - Locataires .....	240	--	240	--	240	--	--	3.4	--	--	--	--	--
<b>Rural - Régions rurales</b>													
Wage-earner heads <sup>1</sup> - Chefs salariés <sup>1</sup>	24,520	1,080	21,980	1,460	23,185	1,040	295	4.9	7,560	7,680	3,905	8,195	4,740
Owner - Propriétaires .....	19,620	865	17,460	1,295	18,490	875	255	5.1	6,065	7,205	3,445	6,560	2,410
Tenant - Locataires .....	4,900	215	4,520	165	4,695	165	--	4.5	1,495	475	460	1,635	2,330
Under \$1,000 - Moins de \$1,000 .....	7,085	575	6,070	440	6,755	255	--	4.8	2,545	2,565	1,105	2,110	1,305
Owner - Propriétaires .....	5,785	445	4,950	390	5,520	205	--	4.9	2,085	2,375	1,005	1,765	640
Tenant - Locataires .....	1,300	130	1,120	--	1,235	--	--	4.5	460	190	100	345	665
\$1,000-\$1,999 .....	10,730	360	9,650	720	10,070	480	180	5.1	3,490	3,085	1,790	3,805	2,050
Owner - Propriétaires .....	8,670	305	7,725	640	8,115	400	155	5.2	2,790	2,825	1,575	3,090	1,080
Tenant - Locataires .....	2,060	--	1,925	--	1,955	--	--	4.6	700	160	215	715	970
\$2,000-\$2,499 .....	3,775	--	3,525	170	3,620	135	--	5.0	1,050	1,150	570	1,285	770
Owner - Propriétaires .....	2,920	--	2,700	155	2,795	105	--	5.1	800	1,090	495	960	375
Tenant - Locataires .....	855	--	825	--	825	--	--	4.4	250	--	--	325	395
\$2,500-\$2,999 .....	1,505	--	1,430	--	1,410	--	--	4.8	310	465	265	485	290
Owner - Propriétaires .....	1,185	--	1,125	--	1,090	--	--	5.0	260	455	215	355	160
Tenant - Locataires .....	320	--	305	--	320	--	--	4.2	--	--	--	130	130
\$3,000-\$3,999 .....	1,175	--	1,065	--	1,085	--	--	4.7	155	340	160	440	235
Owner - Propriétaires .....	880	--	790	--	795	--	--	4.9	125	290	140	335	115
Tenant - Locataires .....	295	--	275	--	290	--	--	4.1	--	--	--	105	120
\$4,000-\$5,999 .....	215	--	210	--	210	--	--	4.7	--	--	--	--	--
Owner - Propriétaires .....	150	--	145	--	145	--	--	4.7	--	--	--	--	--
Tenant - Locataires .....	--	--	--	--	--	--	--	--	--	--	--	--	--
\$6,000 and over - \$6,000 et plus .....	--	--	--	--	--	--	--	--	--	--	--	--	--
Owner - Propriétaires .....	--	--	--	--	--	--	--	--	--	--	--	--	--
Tenant - Locataires .....	--	--	--	--	--	--	--	--	--	--	--	--	--

1. Exclusive of wage-earner households with earnings of head "not stated" or "nil". - Moins les ménages de salariés dont le gain du chef n'est pas déclaré ou dont le chef ne déclare aucun gain.

2. Up to June 1, 1951. - Jusqu'au 1<sup>er</sup> juin 1951.

**TABLE 114. Wage-earner households<sup>1</sup> by earnings of household head and tenure, showing household size and composition, number of crowded households, and first year of occupancy by present head, for provinces, rural, urban, and cities of 100,000 population and over, 1951 - Continued**

**TABLEAU 114. Ménages de salariés<sup>1</sup> selon le gain du chef et le mode d'occupation, importance numérique et composition du ménage, nombre de ménages encombrés et première année d'occupation par le chef de ménage actuel, provinces, régions rurales et urbaines, et cités de 100,000 et plus, 1951 - suite**

Earnings of household head and tenure Gain du chef de ménage et mode d'occupation	Wage-earner households <sup>1</sup> Ménages de salariés <sup>1</sup>	Households by number of families Ménages selon le nombre de familles			Households by number of lodgers Ménages selon le nombre de chambres			Average number of persons per household Moyenne de personnes par ménage	Number of crowded households Nombre de ménages encombrés	Year of occupancy Année d'occupation			
		0	1	2+	0	1	2+			Before 1941 Avant 1941	1941-45	1946-49	1950-51 <sup>2</sup>
<b>NEW BRUNSWICK - Con. - fin</b>													
<b>Urban - Régions urbaines</b>													
Wage-earner heads <sup>1</sup> - Chefs salariés <sup>1</sup>	35,025	2,020	31,055	1,950	31,610	2,090	1,325	4.2	6,210	8,155	5,235	12,315	9,320
Owner - Propriétaires	15,910	700	14,100	1,110	14,355	880	675	4.5	2,750	4,880	2,655	5,845	2,530
Tenant - Locataires	19,115	1,320	16,955	840	17,255	1,210	650	3.9	3,460	3,275	2,580	6,470	6,790
Under \$1,000 - Moins de \$1,000	2,860	450	2,215	195	2,575	180	105	4.1	780	735	415	895	815
Owner - Propriétaires	1,270	175	990	105	1,170	--	--	4.3	355	435	180	460	195
Tenant - Locataires	1,590	275	1,225	--	1,405	115	--	3.9	425	300	235	435	620
\$1,000-\$1,999	11,045	865	9,440	740	9,765	790	490	4.3	2,550	2,405	1,670	3,900	3,070
Owner - Propriétaires	4,760	280	4,110	370	4,255	320	185	4.5	1,030	1,390	835	1,860	675
Tenant - Locataires	6,285	585	5,330	370	5,510	470	305	4.1	1,520	1,015	835	2,040	2,395
\$2,000-\$2,499	8,830	420	7,965	445	7,960	510	360	4.2	1,525	1,845	1,275	3,115	2,595
Owner - Propriétaires	3,705	115	3,345	245	3,335	175	195	4.7	665	1,030	645	1,340	690
Tenant - Locataires	5,125	305	4,620	200	4,625	335	165	3.9	860	815	630	1,775	1,905
\$2,500-\$2,999	5,580	160	5,125	295	5,055	305	220	4.3	765	1,355	890	2,035	1,300
Owner - Propriétaires	2,700	--	2,430	205	2,350	195	155	4.7	375	790	495	995	420
Tenant - Locataires	2,880	--	2,695	--	2,705	110	--	3.9	390	565	395	1,040	880
\$3,000-\$3,999	4,345	--	4,075	185	4,010	220	115	4.3	500	1,105	610	1,610	1,020
Owner - Propriétaires	2,220	--	2,070	115	2,055	--	--	4.7	290	780	285	815	340
Tenant - Locataires	2,125	--	2,005	--	1,955	140	--	3.9	210	325	325	795	680
\$4,000-\$5,999	1,840	--	1,735	--	1,725	--	--	3.8	--	540	305	595	400
Owner - Propriétaires	965	--	890	--	905	--	--	3.9	--	345	160	290	170
Tenant - Locataires	875	--	845	--	820	--	--	3.7	--	195	145	305	230
\$6,000 and over - \$6,000 et plus	525	--	500	--	520	--	--	3.7	--	170	--	165	120
Owner - Propriétaires	290	--	265	--	285	--	--	4.0	--	110	--	--	--
Tenant - Locataires	235	--	235	--	235	--	--	3.4	--	--	--	--	--
<b>QUÉBEC</b>													
Wage-earner heads <sup>1</sup> - Chefs salariés <sup>1</sup>	499,765	27,820	440,575	31,370	458,330	23,100	18,335	4.5	138,965	106,170	90,920	160,830	141,845
Owner - Propriétaires	173,135	5,790	155,275	12,070	161,715	6,510	4,910	5.1	48,595	44,050	29,990	63,860	35,235
Tenant - Locataires	326,630	22,030	285,300	19,300	296,615	16,590	13,425	4.2	90,370	62,120	60,930	96,970	106,610
Under \$1,000 - Moins de \$1,000	42,680	5,700	34,140	2,840	38,715	2,255	1,710	4.4	13,445	10,735	7,410	12,780	11,755
Owner - Propriétaires	21,475	1,880	18,135	1,460	20,260	780	435	4.9	6,740	7,200	4,025	7,175	3,075
Tenant - Locataires	21,205	3,820	16,005	1,380	18,455	1,475	1,275	4.0	6,705	3,535	3,385	5,605	8,680
\$1,000-\$1,999	141,995	11,495	120,685	9,815	128,115	7,530	6,350	4.5	45,740	30,465	25,055	45,830	40,645
Owner - Propriétaires	51,295	2,155	45,415	3,725	47,800	2,035	1,460	5.2	17,080	14,240	9,105	19,430	8,520
Tenant - Locataires	90,700	9,340	75,270	6,090	80,315	5,495	4,890	4.2	28,660	16,225	15,950	26,400	32,125
\$2,000-\$2,499	130,220	5,110	116,015	9,095	118,495	6,415	5,310	4.6	39,985	26,415	24,075	42,585	37,145
Owner - Propriétaires	38,950	855	35,075	3,020	35,920	1,725	1,305	5.2	11,935	8,920	6,720	14,945	8,365
Tenant - Locataires	91,270	4,255	80,940	6,075	82,575	4,690	4,005	4.3	28,050	17,495	17,355	27,640	28,780
\$2,500-\$2,999	84,290	2,640	76,290	5,360	77,870	3,540	2,880	4.5	23,770	17,290	16,220	27,200	23,580
Owner - Propriétaires	25,520	475	23,110	1,935	23,830	795	895	5.2	7,340	5,695	4,255	9,615	5,955
Tenant - Locataires	58,770	2,165	53,180	3,425	54,040	2,745	1,985	4.3	16,430	11,595	11,965	17,585	17,625
\$3,000-\$3,999	63,035	1,785	58,205	3,045	58,910	2,480	1,645	4.4	13,075	13,120	12,030	19,795	18,090
Owner - Propriétaires	20,340	230	18,875	1,235	18,960	780	600	5.1	4,395	4,435	3,410	7,325	5,170
Tenant - Locataires	42,695	1,555	39,330	1,810	39,950	1,700	1,045	4.1	8,680	8,685	8,620	12,470	12,920
\$4,000-\$5,999	25,430	730	23,865	835	24,410	670	350	4.0	2,460	5,305	4,100	8,445	7,580
Owner - Propriétaires	9,610	140	9,045	425	9,175	270	165	4.5	910	2,080	1,420	3,320	2,790
Tenant - Locataires	15,820	590	14,820	410	15,235	400	185	3.7	1,550	3,225	2,680	5,125	4,790
\$6,000 and over - \$6,000 et plus	12,115	360	11,375	380	11,815	210	--	3.9	490	2,840	2,030	4,195	3,050
Owner - Propriétaires	5,945	--	5,620	270	5,770	125	--	4.4	195	1,480	1,055	2,050	1,360
Tenant - Locataires	6,170	305	5,755	110	6,045	--	--	3.5	295	1,360	975	2,145	1,690
<b>Rural - Régions rurales</b>													
Wage-earner heads <sup>1</sup> - Chefs salariés <sup>1</sup>	80,665	4,020	72,920	3,725	77,510	2,270	885	5.0	27,325	17,960	12,465	30,165	20,075
Owner - Propriétaires	54,555	2,530	48,955	3,070	52,580	1,440	535	5.3	18,745	15,790	9,890	20,870	8,005
Tenant - Locataires	26,110	1,490	23,965	655	24,930	830	350	4.5	8,580	2,170	2,575	9,295	12,070
Under \$1,000 - Moins de \$1,000	19,870	1,955	16,915	1,000	19,135	535	200	4.8	6,545	5,735	3,345	6,565	4,225
Owner - Propriétaires	15,100	1,295	12,930	875	14,605	365	130	5.0	5,030	5,315	2,890	5,030	1,865
Tenant - Locataires	4,770	660	3,985	125	4,530	170	--	4.1	1,515	420	455	1,535	2,360
\$1,000-\$1,999	35,100	1,475	32,125	1,500	33,715	1,050	335	5.1	12,510	7,450	5,480	13,465	8,705
Owner - Propriétaires	23,550	890	21,405	1,255	22,690	645	215	5.4	8,505	6,575	4,335	9,275	3,365
Tenant - Locataires	11,550	585	10,720	245	11,025	405	120	4.4	4,005	875	1,145	4,190	5,340

1. Exclusive of wage-earner households with earnings of head "not stated" or "nil". - Moins les ménages de salariés dont le gain du chef n'est pas déclaré ou dont le chef ne déclare aucun gain.

2. Up to June 1, 1951. - Jusqu'au 1<sup>er</sup> juin 1951.

**TABLE 114. Wage-earner households<sup>1</sup> by earnings of household head and tenure, showing household size and composition, number of crowded households, and first year of occupancy by present head, for provinces, rural, urban, and cities of 100,000 population and over, 1951 - Continued**

**TABLEAU 114. Ménages de salariés<sup>1</sup> selon le gain du chef et le mode d'occupation, importance numérique et composition du ménage, nombre de ménages encombrés et première année d'occupation par le chef de ménage actuel, provinces, régions rurales et urbaines, et cités de 100,000 et plus, 1951 - suite**

Earnings of household head and tenure Gain du chef de ménage et mode d'occupation	Wage-earner households <sup>1</sup> Ménages de salariés <sup>1</sup>	Households by number of families Ménages selon le nombre de familles			Households by number of lodgers Ménages selon le nombre de chambres			Average number of persons per household Moyenne de personnes par ménage	Number of crowded households Nombre de ménages encombrés	Year of occupancy Année d'occupation			
		0	1	2+	0	1	2+			Before 1941 Avant 1941	1941-45	1946-49	1950-51 <sup>2</sup>
<b>QUÉBEC - Con. - suite</b>													
<b>Rural - Con. - Régions rurales - fin</b>													
\$2,000-\$2,499	14,090	340	13,070	680	13,480	400	210	5.3	5,040	2,680	1,965	5,565	3,880
Owner - Propriétaires	8,980	220	8,225	535	8,615	265	100	5.6	3,275	2,265	1,520	3,660	1,535
Tenant - Locataires	5,110	120	4,845	145	4,865	135	110	4.6	1,765	415	445	1,905	2,345
\$2,500-\$2,999	6,265	120	5,835	310	6,045	150	--	5.2	2,115	1,205	810	2,560	1,690
Owner - Propriétaires	3,820	--	3,515	240	3,685	--	--	5.5	1,285	950	590	1,670	610
Tenant - Locataires	2,445	--	2,320	--	2,360	--	--	4.7	830	255	220	890	1,080
\$3,000-\$3,999	3,780	100	3,510	170	3,625	110	--	5.0	940	660	625	1,385	1,110
Owner - Propriétaires	2,210	--	2,045	120	2,125	--	--	5.3	550	500	380	880	450
Tenant - Locataires	1,570	--	1,465	--	1,500	--	--	4.7	390	160	245	505	660
\$4,000-\$5,999	1,220	--	1,155	--	1,195	--	--	4.5	165	190	185	470	375
Owner - Propriétaires	715	--	680	--	695	--	--	4.8	100	155	130	285	145
Tenant - Locataires	505	--	475	--	500	--	--	4.1	--	--	--	185	230
\$6,000 and over - \$6,000 et plus	340	--	310	--	315	--	--	4.5	--	--	--	155	--
Owner - Propriétaires	180	--	155	--	165	--	--	4.6	--	--	--	--	--
Tenant - Locataires	160	--	155	--	150	--	--	4.4	--	--	--	--	--
<b>Urban - Régions urbaines</b>													
Wage-earner heads <sup>1</sup> - Chefs salariés <sup>1</sup>	419,100	23,800	367,655	27,645	380,820	20,830	17,450	4.4	111,640	88,210	78,455	130,665	121,770
Owner - Propriétaires	118,580	3,260	106,320	9,000	109,135	5,070	4,375	5.0	29,850	28,260	20,100	42,990	27,230
Tenant - Locataires	300,520	20,540	261,335	18,645	271,685	15,760	13,075	4.1	81,790	59,950	58,355	87,675	94,540
Under \$1,000 - Moins de \$1,000	22,810	3,745	17,225	1,840	19,580	1,720	1,510	4.1	6,900	5,000	4,065	6,215	7,530
Owner - Propriétaires	6,375	585	5,205	585	5,655	415	305	4.6	1,710	1,885	1,135	2,145	1,210
Tenant - Locataires	16,435	3,160	12,020	1,255	13,925	1,305	1,205	4.0	5,190	3,115	2,930	4,070	6,320
\$1,000-\$1,999	106,895	10,020	88,560	8,315	94,400	6,480	6,015	4.4	33,230	23,015	19,575	32,365	31,940
Owner - Propriétaires	27,745	1,265	24,010	2,470	25,110	1,390	1,245	5.1	8,575	7,665	4,770	10,155	5,155
Tenant - Locataires	79,150	8,755	64,550	5,845	69,290	5,090	4,770	4.1	24,655	15,350	14,805	22,210	26,785
\$2,000-\$2,499	116,130	4,770	102,945	8,415	105,015	6,015	5,100	4.5	34,945	23,735	22,110	37,020	33,265
Owner - Propriétaires	29,970	635	26,850	2,485	27,305	1,460	1,205	5.1	8,660	6,655	5,200	11,285	6,830
Tenant - Locataires	86,160	4,135	76,095	5,930	77,710	4,555	3,895	4.3	26,285	17,080	16,910	25,735	26,435
\$2,500-\$2,999	78,025	2,520	70,455	5,050	71,825	3,390	2,810	4.5	21,655	16,085	15,410	24,640	21,890
Owner - Propriétaires	21,700	410	19,595	1,695	20,145	705	850	5.2	6,055	4,745	3,665	7,945	5,345
Tenant - Locataires	56,325	2,110	50,860	3,355	51,680	2,685	1,960	4.2	15,600	11,340	11,745	16,695	16,545
\$3,000-\$3,999	59,255	1,685	54,695	2,875	55,285	2,370	1,600	4.4	12,135	12,460	11,405	18,410	16,980
Owner - Propriétaires	18,130	185	16,830	1,115	16,835	720	575	5.0	3,845	3,935	3,030	6,445	4,720
Tenant - Locataires	41,125	1,500	37,865	1,760	38,450	1,650	1,025	4.0	8,290	8,525	8,375	11,965	12,260
\$4,000-\$5,999	24,210	710	22,710	790	23,215	650	345	4.0	2,295	5,115	3,915	7,975	7,205
Owner - Propriétaires	8,895	130	8,365	400	8,480	255	160	4.5	810	1,925	1,290	3,035	2,645
Tenant - Locataires	15,315	580	14,345	390	14,735	395	185	3.7	1,485	3,190	2,625	4,940	4,560
\$6,000 and over - \$6,000 et plus	11,775	350	11,065	360	11,500	205	--	3.9	480	2,800	1,975	4,040	2,960
Owner - Propriétaires	5,765	--	5,465	250	5,605	125	--	4.4	195	1,450	1,010	1,980	1,325
Tenant - Locataires	6,010	300	5,600	110	5,895	--	--	3.5	285	1,350	965	2,060	1,635
<b>Montréal</b>													
Wage-earner heads <sup>1</sup> - Chefs salariés <sup>1</sup>	171,170	15,235	141,360	14,575	151,185	9,610	10,375	4.0	40,485	43,160	35,405	46,230	46,375
Owner - Propriétaires	23,840	920	20,395	2,525	21,350	1,150	1,340	4.4	4,045	5,625	3,295	7,655	7,265
Tenant - Locataires	147,330	14,315	120,965	12,050	129,835	8,460	9,035	4.0	36,440	37,535	32,110	38,575	39,110
Under \$1,000 - Moins de \$1,000	7,850	2,015	4,945	890	6,250	725	875	3.7	1,990	2,030	1,565	1,765	2,490
Owner - Propriétaires	650	--	465	100	510	--	105	4.1	--	220	100	180	150
Tenant - Locataires	7,200	1,930	4,480	790	5,740	690	770	3.7	1,910	1,810	1,465	1,585	2,340
\$1,000-\$1,999	39,230	6,340	28,620	4,270	32,640	2,890	3,700	4.0	10,570	10,755	8,400	9,790	10,285
Owner - Propriétaires	3,865	385	2,965	515	3,295	240	330	4.3	835	1,245	510	1,215	895
Tenant - Locataires	35,365	5,955	25,655	3,755	29,345	2,650	3,370	3.9	9,735	9,510	7,890	8,575	9,390
\$2,000-\$2,499	49,435	3,275	41,350	4,810	43,260	2,930	3,245	4.3	13,930	12,660	10,555	13,415	12,805
Owner - Propriétaires	5,830	180	4,895	755	5,065	360	405	4.6	1,260	1,430	800	1,875	1,725
Tenant - Locataires	43,605	3,095	36,455	4,055	38,195	2,570	2,840	4.2	12,670	11,230	9,755	11,540	11,080
\$2,500-\$2,999	33,320	1,660	28,935	2,725	30,180	1,555	1,585	4.2	8,400	8,265	7,360	9,125	8,570
Owner - Propriétaires	4,900	130	4,210	560	4,435	200	265	4.5	960	1,075	670	1,470	1,685
Tenant - Locataires	28,420	1,530	24,725	2,165	25,745	1,355	1,320	4.1	7,440	7,190	6,690	7,655	6,885
\$3,000-\$3,999	25,555	1,205	23,005	1,345	23,705	1,065	785	3.9	4,345	5,990	4,990	7,175	7,400
Owner - Propriétaires	4,575	--	4,160	335	4,230	180	165	4.4	665	865	585	1,630	1,495
Tenant - Locataires	20,980	1,125	18,845	1,010	19,475	885	620	3.8	3,680	5,125	4,405	5,545	5,905

1. Exclusive of wage-earner households with earnings of head "not stated" or "nil". - Moins les ménages de salariés dont le gain du chef n'est pas déclaré ou dont le chef ne déclare aucun gain.

2. Up to June 1, 1951. - Jusqu'au 1<sup>er</sup> juin 1951.

**TABLE 114. Wage-earner households<sup>1</sup> by earnings of household head and tenure, showing household size and composition, number of crowded households, and first year of occupancy by present head, for provinces, rural, urban, and cities of 100,000 population and over, 1951 - Continued**

**TABLEAU 114. Ménages de salariés<sup>1</sup> selon le gain du chef et le mode d'occupation, importance numérique et composition du ménage, nombre de ménages encombrés et première année d'occupation par le chef de ménage actuel, provinces, régions rurales et urbaines, et cités de 100,000 et plus, 1951 - suite**

Earnings of household head and tenure Gain du chef de ménage et mode d'occupation	Wage-earner households <sup>1</sup> Ménages de salariés <sup>1</sup>	Households by number of families Ménages selon le nombre de familles			Households by number of lodgers Ménages selon le nombre de chambres			Average number of persons per household Moyenne de personnes par ménage	Number of crowded households Nombre de ménages encombrés	Year of occupancy Année d'occupation				
		0	1	2+	0	1	2+			Before 1941 Avant 1941	1941-45	1946-49	1950-51 <sup>2</sup>	
<b>QUÉBEC - Con.-fin</b>														
<b>Montréal - Con.-fin</b>														
<b>\$4,000-\$5,999</b> .....	10,750	485	9,880	385	10,240	340	170	3.7	1,035	2,335	1,720	3,255	3,440	
Owner - Propriétaires .....	2,525	--	2,315	160	2,360	100	--	4.3	195	450	355	800	920	
Tenant - Locataires .....	8,225	435	7,565	225	7,880	240	105	3.6	840	1,885	1,365	2,455	2,520	
<b>\$6,000 and over - \$6,000 et plus</b> .....	5,030	255	4,625	150	4,910	105	--	3.6	215	1,125	815	1,705	1,385	
Owner - Propriétaires .....	1,495	--	1,385	100	1,455	--	--	4.2	--	340	275	485	395	
Tenant - Locataires .....	3,535	245	3,240	--	3,455	--	--	3.3	165	785	540	1,220	990	
<b>Québec</b>														
<b>Wage-earner heads<sup>1</sup> - Chefs salariés<sup>1</sup></b>	24,105	1,615	21,450	1,040	22,345	1,070	690	4.5	7,080	5,700	4,815	7,130	6,460	
Owner - Propriétaires .....	4,620	165	4,135	320	4,250	175	195	5.5	1,410	1,475	845	1,390	910	
Tenant - Locataires .....	19,485	1,450	17,315	720	18,095	895	495	4.3	5,670	4,225	3,970	5,740	5,550	
<b>Under \$1,000 - Moins de \$1,000</b> .....	1,425	365	1,000	--	1,250	--	100	3.9	450	375	250	370	430	
Owner - Propriétaires .....	145	--	110	--	125	--	--	4.6	--	--	--	--	--	
Tenant - Locataires .....	1,280	335	890	--	1,125	--	--	3.9	400	330	215	335	400	
<b>\$1,000-\$1,999</b> .....	8,460	800	7,170	490	7,645	475	340	4.5	2,915	2,175	1,685	2,450	2,150	
Owner - Propriétaires .....	1,340	--	1,145	125	1,195	--	--	5.4	475	525	255	370	190	
Tenant - Locataires .....	7,120	730	6,025	365	6,450	410	260	4.3	2,440	1,650	1,430	2,080	1,960	
<b>\$2,000-\$2,999</b> .....	6,565	240	6,060	265	6,135	280	150	4.6	2,120	1,380	1,320	2,095	1,770	
Owner - Propriétaires .....	1,310	--	1,190	--	1,195	--	--	5.3	395	355	250	390	315	
Tenant - Locataires .....	5,255	205	4,870	180	4,940	215	100	4.4	1,725	1,025	1,070	1,705	1,455	
<b>\$2,500-\$2,999</b> .....	3,295	100	3,095	100	3,090	135	--	4.7	875	730	775	920	870	
Owner - Propriétaires .....	715	--	660	--	675	--	--	6.0	250	225	125	200	165	
Tenant - Locataires .....	2,580	--	2,435	--	2,415	125	--	4.3	625	505	650	720	705	
<b>\$3,000-\$3,999</b> .....	2,800	--	2,645	--	2,695	--	--	4.6	600	645	525	780	850	
Owner - Propriétaires .....	615	--	580	--	575	--	--	5.8	170	180	130	190	115	
Tenant - Locataires .....	2,185	--	2,065	--	2,120	--	--	4.3	430	465	395	590	735	
<b>\$4,000-\$5,999</b> .....	1,145	--	1,085	--	1,120	--	--	4.5	105	265	195	385	300	
Owner - Propriétaires .....	350	--	320	--	345	--	--	5.6	--	--	--	150	--	
Tenant - Locataires .....	795	--	765	--	775	--	--	4.0	--	175	160	235	225	
<b>\$6,000 and over - \$6,000 et plus</b> .....	415	--	395	--	410	--	--	4.7	--	130	--	130	--	
Owner - Propriétaires .....	145	--	130	--	140	--	--	6.2	--	--	--	--	--	
Tenant - Locataires .....	270	--	265	--	270	--	--	3.9	--	--	--	--	--	
<b>ONTARIO</b>														
<b>Wage-earner heads<sup>1</sup> - Chefs salariés<sup>1</sup></b>	710,105	45,385	600,235	64,485	617,425	41,145	51,535	4.0	111,470	159,710	118,350	238,835	193,210	
Owner - Propriétaires .....	440,000	19,475	372,485	48,040	377,010	26,115	36,875	4.1	58,220	120,855	78,290	152,445	88,410	
Tenant - Locataires .....	270,105	25,910	227,750	16,445	240,415	15,030	14,660	3.7	53,250	38,855	40,060	86,390	104,800	
<b>Under \$1,000 - Moins de \$1,000</b> .....	41,170	8,440	29,470	3,260	35,015	2,800	3,355	3.6	7,600	11,720	6,255	10,795	12,400	
Owner - Propriétaires .....	23,600	4,555	16,980	2,065	19,850	1,675	2,075	3.6	3,395	8,890	4,015	6,805	3,890	
Tenant - Locataires .....	17,570	3,885	12,490	1,195	15,165	1,125	1,280	3.5	4,205	2,830	2,240	3,990	8,510	
<b>\$1,000-\$1,999</b> .....	131,865	15,625	103,610	12,630	111,990	9,190	10,685	3.9	25,695	32,100	20,965	41,405	37,395	
Owner - Propriétaires .....	73,130	6,635	57,795	8,700	61,145	5,145	6,840	4.1	12,080	23,580	12,515	24,265	12,770	
Tenant - Locataires .....	58,735	8,990	45,815	3,930	50,845	4,045	3,845	3.7	13,615	8,520	8,450	17,140	24,625	
<b>\$2,000-\$2,999</b> .....	172,170	9,175	144,070	18,925	146,125	10,745	15,300	4.1	32,180	37,935	28,550	58,795	46,890	
Owner - Propriétaires .....	102,985	3,525	85,430	14,030	85,165	6,870	10,950	4.3	16,730	28,310	18,750	36,490	19,435	
Tenant - Locataires .....	69,185	5,650	58,640	4,895	60,960	3,875	4,350	3.8	15,450	9,625	9,800	22,305	27,455	
<b>\$2,500-\$2,999</b> .....	154,375	5,485	133,320	15,570	132,990	9,130	12,255	4.1	26,120	32,190	26,160	54,305	41,720	
Owner - Propriétaires .....	97,975	2,190	83,650	12,135	82,575	5,910	9,490	4.3	14,550	24,405	17,790	35,080	20,700	
Tenant - Locataires .....	56,400	3,295	49,670	3,435	50,415	3,220	2,765	3.8	11,570	7,785	8,370	19,225	21,020	
<b>\$3,000-\$3,999</b> .....	138,180	4,590	122,730	10,860	122,905	7,140	8,135	3.9	16,855	29,215	23,805	48,865	36,295	
Owner - Propriétaires .....	91,480	1,800	81,275	8,405	80,390	4,985	6,105	4.1	9,625	22,435	16,080	32,515	20,450	
Tenant - Locataires .....	46,700	2,790	41,455	2,455	42,515	2,155	2,030	3.7	7,230	6,780	7,725	16,350	15,845	
<b>\$4,000-\$5,999</b> .....	52,185	1,520	48,135	2,530	48,970	1,635	1,580	3.7	2,740	11,620	8,830	17,855	13,880	
Owner - Propriétaires .....	35,745	560	33,110	2,075	33,320	1,180	1,245	3.9	1,665	9,160	6,340	12,180	8,065	
Tenant - Locataires .....	16,440	960	15,025	455	15,650	455	335	3.4	1,075	2,460	2,490	5,675	5,815	
<b>\$6,000 and over - \$6,000 et plus</b> .....	20,160	550	18,900	710	19,430	505	225	3.6	280	4,930	3,785	6,815	4,630	
Owner - Propriétaires .....	15,085	210	14,245	630	14,565	350	170	3.8	175	4,075	2,800	5,110	3,100	
Tenant - Locataires .....	5,075	340	4,655	--	4,865	155	--	3.1	105	855	985	1,705	1,530	

1. Exclusive of wage-earner households with earnings of head "not stated" or "nil". - Moins les ménages de salariés dont le gain du chef n'est pas déclaré ou dont le chef ne déclare aucun gain.

2. Up to June 1, 1951. - Jusqu'au 1<sup>er</sup> juin 1951.



**TABLE 114. Wage-earner households<sup>1</sup> by earnings of household head and tenure, showing household size and composition, number of crowded households, and first year of occupancy by present head, for provinces, rural, urban, and cities of 100,000 population and over, 1951 - Continued**

**TABLEAU 114. Ménages de salariés<sup>1</sup> selon le gain du chef et le mode d'occupation, importance numérique et composition du ménage, nombre de ménages encombrés et première année d'occupation par le chef de ménage actuel, provinces, régions rurales et urbaines, et cités de 100,000 et plus, 1951 - suite**

Earnings of household head and tenure Gain du chef de ménage et mode d'occupation	Wage-earner households <sup>1</sup> Ménages de salariés <sup>1</sup>	Households by number of families Ménages selon le nombre de familles			Households by number of lodgers Ménages selon le nombre de chambreurs			Average number of persons per household Moyenne de personnes par ménage	Number of crowded households Nombre de ménages encombrés	Year of occupancy Année d'occupation			
		0	1	2+	0	1	2+			Before 1941 - Avant 1941	1941-45	1946-49	1950-51 <sup>2</sup>
<b>ONTARIO - Con. - suite</b>													
<b>Hamilton - Con. - fin</b>													
\$2,000-\$2,499 .....	9,510	620	7,775	1,115	7,960	640	910	4.0	1,720	2,250	1,920	2,750	2,590
Owner - Propriétaires .....	5,610	205	4,585	820	4,500	445	665	4.3	850	1,565	1,325	1,655	1,065
Tenant - Locataires .....	3,900	415	3,190	295	3,460	195	245	3.6	870	685	595	1,095	1,525
\$2,500-\$2,999 .....	11,050	325	9,560	1,165	9,550	660	840	4.0	1,830	2,260	2,000	3,680	3,110
Owner - Propriétaires .....	7,280	135	6,195	950	6,125	445	710	4.2	995	1,710	1,435	2,470	1,665
Tenant - Locataires .....	3,770	190	3,365	215	3,425	215	130	3.7	835	550	565	1,210	1,445
\$3,000-\$3,999 .....	9,725	340	8,730	655	8,880	385	460	3.8	1,050	2,295	1,985	3,210	2,235
Owner - Propriétaires .....	6,640	--	6,005	540	5,985	275	380	3.9	570	1,830	1,415	2,130	1,265
Tenant - Locataires .....	3,085	245	2,725	115	2,895	110	--	3.3	480	465	570	1,080	970
\$4,000-\$5,999 .....	2,660	115	2,415	130	2,545	--	--	3.6	120	670	640	875	475
Owner - Propriétaires .....	1,920	--	1,760	115	1,825	--	--	3.8	--	590	435	610	285
Tenant - Locataires .....	740	--	655	--	720	--	--	3.2	--	--	205	265	190
\$6,000 and over - \$6,000 et plus .....	860	--	775	--	835	--	--	3.5	--	220	200	270	170
Owner - Propriétaires .....	655	--	605	--	635	--	--	3.7	--	185	170	185	115
Tenant - Locataires .....	205	--	170	--	200	--	--	2.6	--	--	--	--	--
<b>Ottawa</b>													
Wage-earner heads 1 - Chefs salariés 1 .....	35,185	3,300	28,765	3,120	29,850	2,485	2,850	4.0	5,700	8,965	5,195	11,790	9,235
Owner - Propriétaires .....	13,455	635	11,390	1,430	11,305	1,025	1,125	4.3	1,445	3,630	2,310	4,810	2,705
Tenant - Locataires .....	21,730	2,665	17,375	1,690	18,545	1,460	1,725	3.9	4,255	5,335	2,885	6,980	6,530
Under \$1,000 - Moins de \$1,000 .....	1,485	290	975	220	1,125	130	230	4.0	305	650	280	290	265
Owner - Propriétaires .....	435	--	275	--	310	--	--	3.9	--	195	--	105	--
Tenant - Locataires .....	1,050	200	700	150	815	--	145	4.0	260	455	210	185	200
\$1,000-\$1,999 .....	6,355	785	4,710	860	4,915	615	825	4.3	1,690	1,905	995	1,795	1,660
Owner - Propriétaires .....	1,770	180	1,300	290	1,365	155	250	4.6	340	615	385	525	245
Tenant - Locataires .....	4,585	605	3,410	570	3,550	460	575	4.2	1,345	1,290	610	1,270	1,415
\$2,000-\$2,499 .....	8,435	955	6,605	875	7,135	560	740	4.2	1,855	2,105	1,225	2,905	2,200
Owner - Propriétaires .....	2,770	140	2,190	440	2,255	200	315	4.5	490	780	515	1,045	430
Tenant - Locataires .....	5,665	815	4,415	435	4,880	360	425	4.0	1,365	1,325	710	1,860	1,770
\$2,500-\$2,999 .....	5,915	530	4,915	470	4,905	575	435	4.0	1,030	1,400	875	2,100	1,540
Owner - Propriétaires .....	2,305	115	1,955	235	1,850	245	210	4.3	295	560	425	850	470
Tenant - Locataires .....	3,610	415	2,960	235	3,055	330	225	3.9	735	840	450	1,250	1,070
\$3,000-\$3,999 .....	6,695	480	5,755	460	5,820	405	470	3.9	630	1,490	975	2,295	1,935
Owner - Propriétaires .....	2,930	--	2,610	250	2,495	255	180	4.1	190	625	450	1,060	795
Tenant - Locataires .....	3,765	410	3,145	210	3,325	150	290	3.7	440	865	525	1,235	1,140
\$4,000-\$5,999 .....	4,695	210	4,315	170	4,420	145	130	3.7	180	1,040	615	1,735	1,305
Owner - Propriétaires .....	2,345	--	2,210	100	2,175	--	--	4.0	--	605	350	885	505
Tenant - Locataires .....	2,350	175	2,105	--	2,245	--	--	3.4	105	435	265	850	800
\$6,000 and over - \$6,000 et plus .....	1,605	--	1,490	--	1,530	--	--	3.6	--	375	230	670	330
Owner - Propriétaires .....	900	--	850	--	855	--	--	4.0	--	250	115	340	195
Tenant - Locataires .....	705	--	640	--	675	--	--	3.2	--	125	115	330	135
<b>Toronto</b>													
Wage-earner heads 1 - Chefs salariés 1 .....	101,560	9,570	69,190	22,800	71,090	9,175	21,295	4.3	15,440	32,370	20,675	27,670	20,845
Owner - Propriétaires .....	59,420	2,835	39,870	16,715	38,270	5,625	15,525	4.8	7,615	22,545	11,610	16,265	9,000
Tenant - Locataires .....	42,140	6,735	29,320	6,085	32,820	3,550	5,770	3.8	7,825	9,825	9,065	11,405	11,845
Under \$1,000 - Moins de \$1,000 .....	4,445	1,000	2,510	935	2,605	535	1,305	4.2	740	1,540	820	930	1,155
Owner - Propriétaires .....	2,125	365	1,190	570	1,020	285	820	4.8	270	910	335	475	405
Tenant - Locataires .....	2,320	635	1,320	365	1,585	250	485	3.7	470	630	485	455	750
\$1,000-\$1,999 .....	17,705	3,305	9,995	4,405	11,180	2,040	4,485	4.3	3,100	5,735	3,505	4,350	4,115
Owner - Propriétaires .....	9,095	970	4,970	3,155	4,870	1,135	3,090	4.9	1,365	3,710	1,565	2,245	1,575
Tenant - Locataires .....	8,610	2,335	5,025	1,250	6,310	905	1,395	3.7	1,735	2,025	1,940	2,105	2,540
\$2,000-\$2,499 .....	26,135	2,295	16,355	7,485	16,620	2,505	7,010	4.7	5,320	7,845	5,015	7,440	5,835
Owner - Propriétaires .....	15,110	665	8,970	5,475	8,425	1,510	5,175	5.2	2,680	5,220	2,740	4,440	2,710
Tenant - Locataires .....	11,025	1,630	7,385	2,010	8,195	995	1,835	4.2	2,640	2,625	2,275	3,000	3,125
\$2,500-\$2,999 .....	21,865	1,115	15,285	5,465	15,095	1,975	4,795	4.5	3,720	6,550	4,470	6,300	4,545
Owner - Propriétaires .....	13,425	285	8,985	4,155	8,465	1,275	3,685	4.9	1,995	4,720	2,705	3,890	2,110
Tenant - Locataires .....	8,440	830	6,300	1,310	6,630	700	1,110	3.9	1,725	1,830	1,765	2,410	2,435
\$3,000-\$3,999 .....	18,930	1,190	14,255	3,485	14,305	1,660	2,965	4.1	2,110	6,210	3,995	5,380	3,345
Owner - Propriétaires .....	11,445	335	8,545	2,565	8,145	1,085	2,215	4.5	1,100	4,470	2,410	3,180	1,385
Tenant - Locataires .....	7,485	855	5,710	920	6,160	575	750	3.6	1,010	1,740	1,585	2,200	1,960

1. Exclusive of wage-earner households with earnings of head "not stated" or "nil". - Moins les ménages de salariés dont le gain du chef n'est pas déclaré ou dont le chef ne déclare aucun gain.

2. Up to June 1, 1951. - Jusqu'au 1<sup>er</sup> juin 1951.

**TABLE 114. Wage-earner households<sup>1</sup> by earnings of household head and tenure, showing household size and composition, number of crowded households, and first year of occupancy by present head, for provinces, rural, urban, and cities of 100,000 population and over, 1951 - Continued**

**TABLEAU 114. Ménages de salariés<sup>1</sup> selon le gain du chef et le mode d'occupation, importance numérique et composition du ménage, nombre de ménages encombrés et première année d'occupation par le chef de ménage actuel, provinces, régions rurales et urbaines, et cités de 100,000 et plus, 1951 - suite**

Earnings of household head and tenure Gain du chef de ménage et mode d'occupation	Wage-earner households <sup>1</sup> Ménages de salariés <sup>1</sup>	Households by number of families Ménages selon le nombre de familles			Households by number of lodgers Ménages selon le nombre de chambreurs			Average number of persons per household Moyenne de personnes par ménage	Number of crowded households Nombre de ménages encombrés	Year of occupancy Année d'occupation			
		0	1	2+	0	1	2+			Before 1941 Avant 1941	1941-45	1946-49	1950-51 <sup>2</sup>
<b>ONTARIO - Con. - fin</b>													
<b>Toronto - Con. - fin</b>													
\$4,000-\$5,999 .....	8,035	445	6,800	790	7,065	325	645	3.7	370	2,950	1,785	2,070	1,230
Owner - Propriétaires .....	5,070	140	4,350	580	4,365	235	470	4.0	155	2,250	1,120	1,190	510
Tenant - Locataires .....	2,965	305	2,450	210	2,700	--	175	3.2	215	700	665	880	720
\$6,000 and over - \$6,000 et plus .....	4,445	220	3,990	235	4,220	135	--	3.7	--	1,540	1,085	1,200	620
Owner - Propriétaires .....	3,150	--	2,860	215	2,980	100	--	4.0	--	1,265	735	845	305
Tenant - Locataires .....	1,295	145	1,130	--	1,240	--	--	2.8	--	275	350	355	315
<b>Windsor</b>													
Wage-earner heads <sup>1</sup> - Chefs salariés <sup>1</sup> .....	24,130	1,755	20,725	1,650	21,170	1,450	1,510	3.8	3,755	5,625	5,335	7,355	5,815
Owner - Propriétaires .....	12,395	500	10,790	1,105	10,530	870	995	4.1	1,430	3,915	3,225	3,200	2,055
Tenant - Locataires .....	11,735	1,255	9,935	545	10,640	580	515	3.6	2,325	1,710	2,110	4,155	3,760
Under \$1,000 - Moins de \$1,000 .....	775	205	530	--	630	--	--	3.2	150	155	160	180	280
Owner - Propriétaires .....	285	--	215	--	220	--	--	3.8	--	--	--	--	--
Tenant - Locataires .....	490	160	315	--	410	--	--	2.9	105	--	--	125	200
\$1,000-\$1,999 .....	2,445	425	1,865	155	2,030	195	220	3.5	415	465	460	675	845
Owner - Propriétaires .....	875	--	715	--	675	--	110	4.0	105	270	215	210	180
Tenant - Locataires .....	1,570	345	1,150	--	1,355	105	110	3.2	310	195	245	465	665
\$2,000-\$2,499 .....	4,925	410	4,085	430	4,215	320	390	3.9	870	1,040	1,070	1,525	1,290
Owner - Propriétaires .....	2,430	130	2,020	280	1,985	185	260	4.2	320	685	665	645	435
Tenant - Locataires .....	2,495	280	2,065	150	2,230	135	130	3.6	550	355	405	880	855
\$2,500-\$2,999 .....	7,435	330	6,550	555	6,465	475	495	4.0	1,360	1,670	1,640	2,390	1,735
Owner - Propriétaires .....	3,745	--	3,285	365	3,125	285	335	4.1	475	1,100	970	1,045	630
Tenant - Locataires .....	3,690	235	3,265	190	3,340	190	160	3.8	885	570	670	1,345	1,105
\$3,000-\$3,999 .....	6,215	275	5,530	410	5,620	305	290	3.9	840	1,585	1,500	1,870	1,260
Owner - Propriétaires .....	3,545	100	3,140	305	3,115	210	220	4.0	390	1,225	960	830	530
Tenant - Locataires .....	2,670	175	2,390	105	2,505	--	--	3.7	450	360	540	1,040	730
\$4,000-\$5,999 .....	1,830	--	1,685	--	1,730	--	--	3.7	--	560	425	545	300
Owner - Propriétaires .....	1,165	--	1,080	--	1,080	--	--	3.9	--	430	295	285	155
Tenant - Locataires .....	665	--	605	--	650	--	--	3.2	--	130	130	260	145
\$6,000 and over - \$6,000 et plus .....	505	--	480	--	480	--	--	3.6	--	150	--	170	105
Owner - Propriétaires .....	350	--	335	--	330	--	--	3.7	--	125	--	130	--
Tenant - Locataires .....	155	--	145	--	150	--	--	3.2	--	--	--	--	--
<b>MANITOBA</b>													
Wage-earner heads <sup>1</sup> - Chefs salariés <sup>1</sup> .....	97,020	7,290	84,775	4,955	88,485	4,260	4,275	3.7	17,735	17,140	14,835	37,290	27,755
Owner - Propriétaires .....	57,005	2,335	51,245	3,425	51,840	2,580	2,585	4.0	9,700	13,655	10,180	22,960	10,210
Tenant - Locataires .....	40,015	4,955	33,530	1,530	36,645	1,680	1,690	3.4	8,035	3,485	4,655	14,330	17,545
Under \$1,000 - Moins de \$1,000 .....	8,155	1,580	6,150	425	7,155	530	470	3.7	2,315	1,740	1,140	2,700	2,575
Owner - Propriétaires .....	4,760	805	3,685	270	4,095	350	315	3.9	1,275	1,510	810	1,715	725
Tenant - Locataires .....	3,395	775	2,465	155	3,060	180	155	3.3	1,040	230	330	985	1,850
\$1,000-\$1,999 .....	24,385	3,345	19,715	1,325	21,715	1,275	1,395	3.7	5,685	3,825	3,540	8,980	8,040
Owner - Propriétaires .....	12,485	845	10,775	865	11,065	650	770	4.0	2,870	2,940	2,225	5,060	2,260
Tenant - Locataires .....	11,900	2,500	8,940	460	10,650	625	625	3.3	2,815	885	1,315	3,920	5,780
\$2,000-\$2,499 .....	26,925	1,180	24,120	1,625	24,395	1,195	1,335	3.8	5,225	4,555	4,135	10,770	7,465
Owner - Propriétaires .....	15,290	320	13,905	1,065	13,720	750	820	4.1	2,770	3,560	2,770	6,295	2,665
Tenant - Locataires .....	11,635	860	10,215	560	10,675	445	515	3.6	2,455	995	1,365	4,475	4,800
\$2,500-\$2,999 .....	16,440	685	14,925	830	15,140	605	695	3.8	2,495	3,020	2,390	6,645	4,385
Owner - Propriétaires .....	10,180	195	9,390	595	9,380	385	415	4.0	1,470	2,435	1,660	4,150	1,935
Tenant - Locataires .....	6,260	490	5,535	235	5,760	220	280	3.4	1,025	585	730	2,495	2,450
\$3,000-\$3,999 .....	13,560	340	12,675	545	12,755	495	310	3.7	1,560	2,410	2,255	5,310	3,585
Owner - Propriétaires .....	8,885	100	8,335	450	8,330	340	215	3.9	970	1,850	1,650	3,645	1,740
Tenant - Locataires .....	4,675	240	4,340	--	4,425	155	--	3.3	590	560	605	1,665	1,845
\$4,000-\$5,999 .....	5,430	100	5,205	125	5,240	140	--	3.7	395	1,090	915	2,100	1,325
Owner - Propriétaires .....	3,780	--	3,645	105	3,655	--	--	3.8	290	930	690	1,470	690
Tenant - Locataires .....	1,650	--	1,560	--	1,585	--	--	3.2	105	160	225	630	635
\$6,000 and over - \$6,000 et plus .....	2,125	--	1,985	--	2,085	--	--	3.7	--	500	460	785	380
Owner - Propriétaires .....	1,625	--	1,510	--	1,595	--	--	3.9	--	430	375	625	195
Tenant - Locataires .....	500	--	475	--	490	--	--	3.0	--	--	--	160	185

1. Exclusive of wage-earner households with earnings of head "not stated" or "nil". - Moins les ménages de salariés dont le gain du chef n'est pas déclaré ou dont le chef ne déclare aucun gain.

2. Up to June 1, 1951. - Jusqu'au 1<sup>er</sup> juin 1951.

**TABLE 114. Wage-earner households<sup>1</sup> by earnings of household head and tenure, showing household size and composition, number of crowded households, and first year of occupancy by present head, for provinces, rural, urban, and cities of 100,000 population and over, 1951 - Continued**

**TABLEAU 114. Ménages de salariés<sup>1</sup> selon le gain du chef et le mode d'occupation, importance numérique et composition du ménage, nombre de ménages encombrés et première année d'occupation par le chef de ménage actuel, provinces, régions rurales et urbaines et cités de 100,000 et plus, 1951 - suite**

Earnings of household head and tenure Gain du chef de ménage et mode d'occupation	Wage-earner households <sup>1</sup> Ménages de salariés <sup>1</sup>	Households by number of families Ménages selon le nombre de familles			Households by number of lodgers Ménages selon le nombre de chambreurs			Average number of persons per household Moyenne de personnes par ménage	Number of crowded households Nombre de ménages encombrés	Year of occupancy Année d'occupation			
		0	1	2+	0	1	2+			Before 1941 Avant 1941	1941-45	1946-49	1950-51 <sup>2</sup>
<b>MANITOBA - Con. - suite</b>													
<b>Rural - Régions rurales</b>													
Wage-earner heads <sup>1</sup> - Chefs salariés <sup>1</sup>	15,480	1,575	13,575	330	14,665	580	235	3.8	4,165	2,835	2,175	5,970	4,500
Owner - Propriétaires	8,560	850	7,500	210	8,130	315	115	4.0	2,710	2,270	1,590	3,485	1,215
Tenant - Locataires	6,920	725	6,075	120	6,535	265	120	3.6	1,455	565	585	2,485	3,285
Under \$1,000 - Moins de \$1,000	3,395	620	2,680	--	3,170	160	--	3.9	1,265	875	485	1,210	825
Owner - Propriétaires	2,415	435	1,930	--	2,225	135	--	4.0	850	805	410	920	260
Tenant - Locataires	980	185	750	--	945	--	--	3.9	415	--	--	290	545
\$1,000-\$1,999	5,585	640	4,835	110	5,325	175	--	3.9	1,715	885	855	2,245	1,600
Owner - Propriétaires	3,360	335	2,945	--	3,235	--	--	4.1	1,115	760	665	1,470	465
Tenant - Locataires	2,225	305	1,890	--	2,090	--	--	3.6	600	125	190	775	1,135
\$2,000-\$2,499	3,460	185	3,210	--	3,270	150	--	3.8	765	625	465	1,335	1,035
Owner - Propriétaires	1,590	--	1,510	--	1,510	--	--	4.0	480	445	285	625	235
Tenant - Locataires	1,870	145	1,700	--	1,760	--	--	3.6	285	180	180	710	800
\$2,500-\$2,999	1,595	--	1,470	--	1,520	--	--	3.7	220	280	160	675	480
Owner - Propriétaires	690	--	655	--	675	--	--	4.2	160	170	100	310	110
Tenant - Locataires	905	--	815	--	845	--	--	3.4	--	110	--	365	370
\$3,000-\$3,999	970	--	925	--	930	--	--	3.5	165	135	160	320	355
Owner - Propriétaires	405	--	365	--	390	--	--	3.8	--	--	120	125	--
Tenant - Locataires	565	--	560	--	540	--	--	3.4	--	--	--	195	265
\$4,000-\$5,999	410	--	390	--	385	--	--	3.5	--	--	--	155	180
Owner - Propriétaires	--	--	--	--	--	--	--	--	--	--	--	--	--
Tenant - Locataires	325	--	310	--	305	--	--	3.5	--	--	--	135	145
\$6,000 and over - \$6,000 et plus	--	--	--	--	--	--	--	--	--	--	--	--	--
Owner - Propriétaires	--	--	--	--	--	--	--	--	--	--	--	--	--
Tenant - Locataires	--	--	--	--	--	--	--	--	--	--	--	--	--
<b>Urban - Régions urbaines</b>													
Wage-earner heads <sup>1</sup> - Chefs salariés <sup>1</sup>	81,540	5,715	71,200	4,625	73,820	3,680	4,040	3.7	13,570	14,305	12,660	31,320	23,255
Owner - Propriétaires	48,445	1,485	43,745	3,215	43,710	2,265	2,470	4.0	6,990	11,385	8,590	19,475	8,995
Tenant - Locataires	33,095	4,230	27,455	1,410	30,110	1,415	1,570	3.4	6,580	2,920	4,070	11,845	14,260
Under \$1,000 - Moins de \$1,000	4,760	960	3,470	330	3,985	370	405	3.5	1,050	865	655	1,490	1,750
Owner - Propriétaires	2,345	370	1,755	220	1,870	215	260	3.8	425	705	400	795	445
Tenant - Locataires	2,415	590	1,715	110	2,115	155	145	3.1	625	160	255	695	1,305
\$1,000-\$1,999	18,800	2,705	14,880	1,215	16,390	1,100	1,310	3.6	3,970	2,940	2,685	6,735	6,440
Owner - Propriétaires	9,125	510	7,830	785	7,830	560	735	4.0	1,755	2,180	1,560	3,590	1,795
Tenant - Locataires	9,675	2,195	7,050	430	8,560	540	575	3.2	2,215	760	1,125	3,145	4,645
\$2,000-\$2,499	23,465	995	20,910	1,560	21,125	1,045	1,295	3.9	4,460	3,930	3,670	9,435	6,430
Owner - Propriétaires	13,700	280	12,395	1,025	12,210	690	800	4.1	2,290	3,115	2,485	5,670	2,430
Tenant - Locataires	9,765	715	8,515	535	8,915	355	495	3.6	2,170	815	1,185	3,765	4,000
\$2,500-\$2,999	14,845	590	13,455	800	13,620	560	665	3.8	2,275	2,740	2,230	5,970	3,905
Owner - Propriétaires	9,490	180	8,735	575	8,705	370	415	3.9	1,310	2,265	1,560	3,840	1,825
Tenant - Locataires	5,355	410	4,720	225	4,915	190	250	3.5	965	475	670	2,130	2,080
\$3,000-\$3,999	12,590	315	11,750	525	11,825	465	300	3.7	1,395	2,275	2,095	4,990	3,230
Owner - Propriétaires	8,480	--	7,970	430	7,940	330	210	3.9	885	1,780	1,530	3,520	1,650
Tenant - Locataires	4,110	235	3,780	--	3,885	135	--	3.3	510	495	565	1,470	1,580
\$4,000-\$5,999	5,020	--	4,815	115	4,855	120	--	3.7	360	1,060	870	1,945	1,145
Owner - Propriétaires	3,695	--	3,565	105	3,575	--	--	3.8	270	910	880	1,450	655
Tenant - Locataires	1,325	--	1,250	--	1,280	--	--	3.2	--	150	190	495	490
\$6,000 and over - \$6,000 et plus	2,060	--	1,920	--	2,020	--	--	3.7	--	495	455	755	355
Owner - Propriétaires	1,610	--	1,495	--	1,580	--	--	3.9	--	430	375	610	195
Tenant - Locataires	450	--	425	--	440	--	--	2.9	--	--	--	145	160
<b>Winnipeg</b>													
Wage-earner heads <sup>1</sup> - Chefs salariés <sup>1</sup>	44,525	4,030	37,310	3,185	39,090	2,290	3,145	3.6	6,660	8,295	7,020	15,875	13,335
Owner - Propriétaires	21,860	675	19,180	2,025	18,810	1,255	1,795	4.0	2,355	5,975	4,020	7,925	3,940
Tenant - Locataires	22,665	3,355	18,150	1,160	20,280	1,035	1,350	3.3	4,305	2,320	3,000	7,950	9,395
Under \$1,000 - Moins de \$1,000	2,630	560	1,855	215	2,135	205	290	3.4	540	430	320	745	1,135
Owner - Propriétaires	830	115	600	115	580	--	160	4.1	100	295	135	210	190
Tenant - Locataires	1,800	445	1,255	100	1,555	115	130	3.1	440	135	185	535	945
\$1,000-\$1,999	10,505	1,970	7,615	920	8,700	720	1,085	3.5	2,050	1,525	1,555	3,430	3,995
Owner - Propriétaires	3,835	210	2,880	545	2,745	320	570	4.2	525	940	680	1,190	825
Tenant - Locataires	6,670	1,760	4,735	375	5,955	400	515	3.1	1,525	585	875	2,240	3,170

1. Exclusive of wage-earner households with earnings of head "not stated" or "nil". - Moins les ménages de salariés dont le gain du chef n'est pas déclaré ou dont le chef ne déclare aucun gain.

2. Up to June 1, 1951. - Jusqu'au 1<sup>er</sup> juin 1951.



TABLE 114. Wage-earner households<sup>1</sup> by earnings of household head and tenure, showing household size and composition, number of crowded households, and first year of occupancy by present head, for provinces, rural, urban, and cities of 100,000 population and over, 1951 - Continued

TABLEAU 114. Ménages de salariés<sup>1</sup> selon le gain du chef et le mode d'occupation, importance numérique et composition du ménage, nombre de ménages encombrés et première année d'occupation par le chef de ménage actuel, provinces, régions rurales et urbaines, et cités de 100,000 et plus, 1951 - suite

Earnings of household head and tenure Gain du chef de ménage et mode d'occupation	Wage-earner households <sup>1</sup> Ménages de salariés <sup>1</sup>	Households by number of families Ménages selon le nombre de familles			Households by number of lodgers Ménages selon le nombre de chambreurs			Average number of persons per household Moyenne de personnes par ménage	Number of crowded households Nombre de ménages encombrés	Year of occupancy Année d'occupation			
		0	1	2+	0	1	2+			Before 1941 Avant 1941	1941-45	1946-49	1950-51 <sup>2</sup>
<b>MANITOBA - Con.-fin</b>													
<b>Winnipeg - Con.-fin</b>													
\$2,000-\$2,499 .....	13,305	755	11,430	1,120	11,505	720	1,080	3.8	2,360	2,365	2,070	4,995	3,875
Owner - Propriétaires .....	6,410	160	5,570	680	5,320	445	645	4.1	870	1,705	1,190	2,425	1,090
Tenant - Locataires .....	6,895	595	5,860	440	6,185	275	435	3.6	1,490	660	880	2,570	2,785
\$2,500-\$2,999 .....	7,915	405	7,015	495	7,125	335	455	3.6	1,060	1,660	1,265	3,010	1,980
Owner - Propriétaires .....	4,455	--	4,030	340	3,985	195	275	3.9	470	1,275	750	1,680	750
Tenant - Locataires .....	3,460	320	2,985	155	3,140	140	180	3.4	590	385	515	1,330	1,230
\$3,000-\$3,999 .....	6,220	235	5,665	320	5,760	255	205	3.6	515	1,305	1,105	2,265	1,545
Owner - Propriétaires .....	3,720	--	3,415	245	3,435	160	125	3.9	290	925	725	1,420	650
Tenant - Locataires .....	2,500	175	2,250	--	2,325	--	--	3.2	225	380	380	845	895
\$4,000-\$5,999 .....	2,565	--	2,450	--	2,510	--	--	3.5	120	670	415	920	560
Owner - Propriétaires .....	1,770	--	1,705	--	1,730	--	--	3.7	--	540	305	620	305
Tenant - Locataires .....	795	--	745	--	780	--	--	3.1	--	130	110	300	255
\$6,000 and over - \$6,000 et plus .....	1,385	--	1,280	--	1,355	--	--	3.5	--	340	290	510	245
Owner - Propriétaires .....	1,040	--	960	--	1,015	--	--	3.8	--	295	235	380	130
Tenant - Locataires .....	345	--	320	--	340	--	--	2.8	--	--	--	130	115
<b>SASKATCHEWAN</b>													
Wage-earner heads <sup>1</sup> - Chefs salariés <sup>1</sup> .....	65,745	7,690	56,010	2,045	60,030	3,445	2,270	3.6	14,520	9,140	10,190	26,960	19,455
Owner - Propriétaires .....	34,305	2,310	30,685	1,310	30,940	1,905	1,460	3.9	7,350	6,850	6,665	14,610	6,180
Tenant - Locataires .....	31,440	5,380	25,325	735	29,090	1,540	810	3.3	7,170	2,290	3,525	12,350	13,275
Under \$1,000 - Moins de \$1,000 .....	8,025	1,890	5,900	235	7,395	350	280	3.5	2,530	1,230	1,100	2,825	2,870
Owner - Propriétaires .....	4,495	850	3,505	140	4,100	210	185	3.7	1,330	1,035	790	1,830	840
Tenant - Locataires .....	3,530	1,040	2,395	--	3,295	140	--	3.3	1,200	195	310	995	2,036
\$1,000-\$1,999 .....	20,150	3,760	15,790	600	18,250	1,215	685	3.5	5,520	2,345	2,925	8,095	6,785
Owner - Propriétaires .....	9,650	900	8,355	395	8,680	545	425	3.9	2,695	1,760	1,910	4,265	1,715
Tenant - Locataires .....	10,500	2,860	7,435	205	9,570	670	260	3.1	2,825	585	1,015	3,830	5,070
\$2,000-\$2,499 .....	16,455	1,180	14,680	595	15,015	775	665	3.8	3,690	2,215	2,715	7,120	4,405
Owner - Propriétaires .....	8,555	285	7,900	370	7,670	460	425	4.1	1,920	1,585	1,770	3,760	1,440
Tenant - Locataires .....	7,900	895	6,780	225	7,345	315	240	3.5	1,770	630	945	3,360	2,965
\$2,500-\$2,999 .....	9,740	460	9,005	275	8,875	555	310	3.7	1,545	1,475	1,600	4,155	2,510
Owner - Propriétaires .....	5,255	145	4,925	185	4,715	325	215	4.0	765	1,050	1,045	2,160	1,000
Tenant - Locataires .....	4,485	315	4,080	--	4,160	230	--	3.5	780	425	555	1,995	1,510
\$3,000-\$3,999 .....	7,870	285	7,320	265	7,205	410	255	3.7	985	1,240	1,195	3,385	2,050
Owner - Propriétaires .....	4,265	--	4,010	160	3,860	250	155	3.9	520	930	755	1,755	825
Tenant - Locataires .....	3,605	190	3,310	105	3,345	160	100	3.4	465	310	440	1,630	1,225
\$4,000-\$5,999 .....	2,820	--	2,675	--	2,645	110	--	3.7	210	505	570	1,095	650
Owner - Propriétaires .....	1,610	--	1,545	--	1,475	--	--	3.9	105	380	325	640	265
Tenant - Locataires .....	1,210	--	1,130	--	1,170	--	--	3.3	105	125	245	455	385
\$6,000 and over - \$6,000 et plus .....	685	--	640	--	645	--	--	3.8	--	130	--	285	185
Owner - Propriétaires .....	475	--	445	--	440	--	--	3.9	--	110	--	200	--
Tenant - Locataires .....	210	--	195	--	205	--	--	3.4	--	--	--	--	--
<b>Rural - Régions rurales</b>													
Wage-earner heads <sup>1</sup> - Chefs salariés <sup>1</sup> .....	21,885	3,165	18,445	275	20,600	990	295	3.6	5,555	3,400	3,440	8,705	6,340
Owner - Propriétaires .....	10,010	1,375	8,480	155	9,395	490	125	3.7	2,755	2,350	2,120	4,130	1,410
Tenant - Locataires .....	11,875	1,790	9,965	120	11,205	500	170	3.5	2,800	1,050	1,320	4,575	4,930
Under \$1,000 - Moins de \$1,000 .....	4,745	1,120	3,565	--	4,500	185	--	3.5	1,595	875	670	1,630	1,570
Owner - Propriétaires .....	2,795	630	2,140	--	2,650	115	--	3.5	895	730	485	1,120	460
Tenant - Locataires .....	1,950	490	1,425	--	1,850	--	--	3.5	700	145	185	510	1,110
\$1,000-\$1,999 .....	8,520	1,440	6,970	110	7,965	430	125	3.6	2,400	1,160	1,270	3,350	2,740
Owner - Propriétaires .....	4,050	500	3,485	--	3,800	210	--	3.8	1,200	860	865	1,715	610
Tenant - Locataires .....	4,470	940	3,485	--	4,165	220	--	3.4	1,200	300	405	1,635	2,130
\$2,000-\$2,499 .....	5,110	400	4,635	--	4,810	210	--	3.8	1,070	845	895	2,165	1,205
Owner - Propriétaires .....	2,080	125	1,910	--	1,920	110	--	4.0	470	495	520	840	225
Tenant - Locataires .....	3,030	275	2,725	--	2,890	100	--	3.6	600	350	375	1,325	980
\$2,500-\$2,999 .....	2,090	145	1,930	--	1,980	100	--	3.6	350	305	415	875	495
Owner - Propriétaires .....	655	--	580	--	620	--	--	3.8	145	140	175	260	--
Tenant - Locataires .....	1,435	--	1,350	--	1,360	--	--	3.5	205	165	240	615	415
\$3,000-\$3,999 .....	1,080	--	1,015	--	1,015	--	--	3.5	110	135	140	540	265
Owner - Propriétaires .....	335	--	275	--	315	--	--	3.5	--	--	--	155	--
Tenant - Locataires .....	745	--	740	--	700	--	--	3.6	--	--	--	385	240

1. Exclusive of wage-earner households with earnings of head "not stated" or "nil". - Moins les ménages de salariés dont le gain du chef n'est pas déclaré ou dont le chef ne déclare aucun gain.

2. Up to June 1, 1951. - Jusqu'au 1<sup>er</sup> juin 1951.

TABLE 114. Wage-earner households<sup>1</sup> by earnings of household head and tenure, showing household size and composition, number of crowded households, and first year of occupancy by present head, for provinces, rural, urban, and cities of 100,000 population and over, 1951 - Continued

TABLEAU 114. Ménages de salariés<sup>1</sup> selon le gain du chef et le mode d'occupation, importance numérique et composition du ménage, nombre de ménages encombrés et première année d'occupation par le chef de ménage actuel, provinces, régions rurales et urbaines, et cités de 100,000 et plus, 1951 - suite

Earnings of household head and tenure Gain du chef de ménage et mode d'occupation	Wage-earner households <sup>1</sup> Ménages de salariés <sup>1</sup>	Households by number of families Ménages selon le nombre de familles			Households by number of lodgers Ménages selon le nombre de chambreurs			Average number of persons per household Moyenne de personnes par ménage	Number of crowded households Nombre de ménages encombrés	Year of occupancy Année d'occupation			
		0	1	2+	0	1	2+			Before 1941 Avant 1941	1941-45	1946-49	1950-51 <sup>2</sup>
<b>SASKATCHEWAN - Con.-fin</b>													
<b>Rural - Con. - Régions rurales - fin</b>													
\$4,000-\$5,999 .....	265	--	260	--	255	--	--	3.5	--	--	--	115	--
Owner - Propriétaires .....	--	--	--	--	--	--	--	--	--	--	--	--	--
Tenant - Locataires .....	195	--	190	--	190	--	--	3.5	--	--	--	--	--
\$6,000 and over - \$6,000 et plus .....	--	--	--	--	--	--	--	--	--	--	--	--	--
Owner - Propriétaires .....	--	--	--	--	--	--	--	--	--	--	--	--	--
Tenant - Locataires .....	--	--	--	--	--	--	--	--	--	--	--	--	--
<b>Urban - Régions urbaines</b>													
Wage-earner heads <sup>1</sup> - Chefs salariés <sup>1</sup> .....	43,860	4,525	37,565	1,770	39,430	2,455	1,975	3.7	8,965	5,740	6,750	18,255	13,115
Owner - Propriétaires .....	24,295	935	22,205	1,155	21,545	1,415	1,335	4.0	4,595	4,500	4,545	10,480	4,770
Tenant - Locataires .....	19,565	3,590	15,360	615	17,885	1,040	640	3.2	4,370	1,240	2,205	7,775	8,345
Under \$1,000 - Moins de \$1,000 .....	3,280	770	2,335	175	2,895	165	220	3.5	935	355	430	1,195	1,300
Owner - Propriétaires .....	1,700	220	1,365	115	1,450	--	155	3.9	435	305	305	710	380
Tenant - Locataires .....	1,580	550	970	--	1,445	--	--	3.0	500	--	125	485	920
\$1,000-\$1,999 .....	11,630	2,320	8,820	490	10,285	785	560	3.5	3,120	1,185	1,655	4,745	4,045
Owner - Propriétaires .....	5,600	400	4,870	330	4,800	335	385	4.0	1,495	900	1,045	2,550	1,105
Tenant - Locataires .....	6,030	1,920	3,950	160	5,485	450	175	2.9	1,625	285	610	2,195	2,940
\$2,000-\$2,499 .....	11,345	780	10,045	520	10,205	565	575	3.8	2,620	1,370	1,820	4,955	3,200
Owner - Propriétaires .....	6,475	160	5,990	325	5,750	350	375	4.1	1,450	1,090	1,250	2,920	1,215
Tenant - Locataires .....	4,870	620	4,055	195	4,455	215	200	3.4	1,170	280	570	2,035	1,985
\$2,500-\$2,999 .....	7,650	315	7,075	260	6,895	455	300	3.8	1,195	1,170	1,185	3,280	2,015
Owner - Propriétaires .....	4,600	--	4,345	180	4,095	290	215	4.0	620	910	870	1,900	920
Tenant - Locataires .....	3,050	240	2,730	--	2,800	165	--	3.5	575	260	315	1,380	1,095
\$3,000-\$3,999 .....	6,790	230	6,305	255	6,190	350	250	3.7	875	1,105	1,055	2,845	1,785
Owner - Propriétaires .....	3,930	--	3,735	150	3,545	235	150	4.0	485	840	690	1,600	800
Tenant - Locataires .....	2,860	185	2,570	105	2,645	115	100	3.4	390	265	365	1,245	985
\$4,000-\$5,999 .....	2,555	--	2,415	--	2,390	105	--	3.7	185	450	525	980	600
Owner - Propriétaires .....	1,540	--	1,475	--	1,410	--	--	4.0	100	355	315	615	255
Tenant - Locataires .....	1,015	--	940	--	980	--	--	3.3	--	--	210	365	345
\$6,000 and over - \$6,000 et plus .....	610	--	570	--	570	--	--	3.7	--	105	--	255	170
Owner - Propriétaires .....	450	--	425	--	415	--	--	3.9	--	100	--	185	--
Tenant - Locataires .....	160	--	145	--	155	--	--	3.3	--	--	--	--	--
<b>ALBERTA</b>													
Wage-earner heads <sup>1</sup> - Chefs salariés <sup>1</sup> .....	107,475	12,485	91,100	3,890	98,175	5,260	4,040	3.6	24,225	14,190	13,350	39,430	40,505
Owner - Propriétaires .....	58,700	3,675	52,375	2,650	53,330	2,930	2,440	3.9	11,650	10,800	9,300	24,125	14,475
Tenant - Locataires .....	48,775	8,810	38,725	1,240	44,845	2,330	1,600	3.3	12,575	3,390	4,050	15,305	26,030
Under \$1,000 - Moins de \$1,000 .....	9,440	2,575	6,505	360	8,605	430	405	3.3	2,695	1,335	1,000	2,725	4,380
Owner - Propriétaires .....	4,460	955	3,290	215	4,005	245	210	3.6	1,060	1,015	730	1,615	1,100
Tenant - Locataires .....	4,980	1,620	3,215	145	4,600	185	195	3.1	1,635	320	270	1,110	3,280
\$1,000-\$1,999 .....	25,840	5,395	19,465	980	23,055	1,560	1,225	3.4	7,215	3,225	3,010	8,920	10,685
Owner - Propriétaires .....	12,000	1,315	10,010	675	10,590	715	695	3.8	3,110	2,360	1,965	4,900	2,775
Tenant - Locataires .....	13,840	4,080	9,455	305	12,465	845	530	3.0	4,105	865	1,045	4,020	7,910
\$2,000-\$2,499 .....	28,735	2,510	25,120	1,105	26,290	1,355	1,090	3.7	6,985	3,650	3,700	11,185	10,220
Owner - Propriétaires .....	15,595	750	14,110	735	14,150	775	670	4.0	3,365	2,870	2,540	6,655	3,530
Tenant - Locataires .....	13,140	1,760	11,010	370	12,140	580	420	3.3	3,600	780	1,160	4,510	6,690
\$2,500-\$2,999 .....	18,325	1,040	16,570	715	16,735	860	730	3.8	3,890	2,740	2,505	6,935	6,145
Owner - Propriétaires .....	10,945	320	10,110	515	9,915	550	480	4.1	2,235	2,015	1,780	4,445	2,705
Tenant - Locataires .....	7,380	720	6,460	200	6,820	310	250	3.5	1,655	725	725	2,490	3,440
\$3,000-\$3,999 .....	16,335	705	15,155	475	15,195	710	430	3.7	2,625	2,100	2,120	6,195	5,920
Owner - Propriétaires .....	9,920	260	9,330	330	9,220	410	290	3.9	1,350	1,605	1,500	4,100	2,715
Tenant - Locataires .....	6,415	445	5,825	145	5,975	300	140	3.6	1,275	495	620	2,095	3,205
\$4,000-\$5,999 .....	6,710	215	6,265	230	6,280	285	145	3.6	725	885	845	2,590	2,390
Owner - Propriétaires .....	4,270	--	4,050	160	4,000	190	--	3.8	460	700	635	1,740	1,195
Tenant - Locataires .....	2,440	155	2,215	--	2,280	--	--	3.3	265	185	210	850	1,195
\$6,000 and over - \$6,000 et plus .....	2,090	--	2,020	--	2,015	--	--	3.8	110	255	170	900	765
Owner - Propriétaires .....	1,510	--	1,475	--	1,450	--	--	3.9	--	235	150	670	455
Tenant - Locataires .....	580	--	545	--	565	--	--	3.4	--	--	--	230	310

1. Exclusive of wage-earner households with earnings of head "not stated" or "nil". - Moins les ménages de salariés dont le gain du chef n'est pas déclaré ou dont le chef ne déclare aucun gain.

2. Up to June 1, 1951. - Jusqu'au 1<sup>er</sup> juin 1951.

TABLE 114. Wage-earner households<sup>1</sup> by earnings of household head and tenure, showing household size and composition, number of crowded households, and first year of occupancy by present head, for provinces, rural, urban, and cities of 100,000 population and over, 1951 - Continued

TABLEAU 114. Ménages de salariés<sup>1</sup> selon le gain du chef et le mode d'occupation, importance numérique et composition du ménage, nombre de ménages encombrés et première année d'occupation par le chef de ménage actuel, provinces, régions rurales et urbaines, et cités de 100,000 et plus, 1951 - suite

Earnings of household head and tenure Gain du chef de ménage et mode d'occupation	Wage-earner households <sup>1</sup> Ménages de salariés <sup>1</sup>	Households by number of families Ménages selon le nombre de familles			Households by number of lodgers Ménages selon le nombre de chambreurs			Average number of persons per household Moyenne de personnes par ménage	Number of crowded households Nombre de ménages encombrés	Year of occupancy Année d'occupation			
		0	1	2+	0	1	2+			Before 1941 — Avant 1941	1941-45	1946-49	1950-51 <sup>2</sup>
<b>ALBERTA - Con. - suite</b>													
<b>Rural - Régions rurales</b>													
Wage-earner heads <sup>1</sup> - Chefs salariés <sup>1</sup>	24,795	3,695	20,680	420	23,330	1,000	465	3.7	7,955	3,375	3,205	9,000	9,215
Owner - Propriétaires	11,900	1,545	10,115	240	11,160	535	205	3.9	3,810	2,455	2,110	4,870	2,465
Tenant - Locataires	12,895	2,150	10,565	180	12,170	465	260	3.5	4,145	920	1,095	4,130	6,750
Under \$1,000 - Moins de \$1,000	4,270	1,105	3,045	120	4,050	125	--	3.6	1,595	690	450	1,340	1,790
Owner - Propriétaires	2,165	595	1,520	--	2,055	--	--	3.6	660	530	345	855	435
Tenant - Locataires	2,105	510	1,525	--	1,995	--	--	3.6	935	160	105	485	1,355
\$1,000-\$1,999	7,815	1,370	6,345	100	7,330	350	135	3.6	2,770	970	840	2,655	3,350
Owner - Propriétaires	3,600	495	3,040	--	3,365	180	--	3.9	1,230	755	575	1,455	815
Tenant - Locataires	4,215	875	3,305	--	3,965	170	--	3.4	1,540	215	265	1,200	2,535
\$2,000-\$2,499	5,860	730	5,050	--	5,555	200	105	3.7	1,675	800	915	2,235	1,910
Owner - Propriétaires	2,820	265	2,500	--	2,655	115	--	3.9	825	575	545	1,160	540
Tenant - Locataires	3,040	465	2,550	--	2,900	--	--	3.5	850	225	370	1,075	1,370
\$2,500-\$2,999	3,330	305	2,970	--	3,060	200	--	3.8	920	540	510	1,300	980
Owner - Propriétaires	1,600	--	1,480	--	1,445	115	--	4.1	490	330	325	655	290
Tenant - Locataires	1,730	210	1,490	--	1,615	--	--	3.5	430	210	185	645	690
\$3,000-\$3,999	2,575	150	2,375	--	2,445	--	--	3.8	750	285	390	1,065	835
Owner - Propriétaires	1,245	--	1,135	--	1,195	--	--	4.0	425	205	250	545	245
Tenant - Locataires	1,330	--	1,240	--	1,250	--	--	3.7	325	--	140	520	590
\$4,000-\$5,999	800	--	760	--	745	--	--	3.6	190	--	--	345	300
Owner - Propriétaires	385	--	360	--	360	--	--	3.9	135	--	--	170	110
Tenant - Locataires	415	--	400	--	385	--	--	3.4	--	--	--	175	190
\$6,000 and over - \$6,000 et plus	145	--	135	--	145	--	--	4.2	--	--	--	--	--
Owner - Propriétaires	--	--	--	--	--	--	--	--	--	--	--	--	--
Tenant - Locataires	--	--	--	--	--	--	--	--	--	--	--	--	--
<b>Urban - Régions urbaines</b>													
Wage-earner heads <sup>1</sup> - Chefs salariés <sup>1</sup>	82,680	8,790	70,420	3,470	74,845	4,260	3,575	3.6	16,270	10,815	10,145	30,430	31,290
Owner - Propriétaires	46,800	2,130	42,260	2,410	42,170	2,395	2,235	3.9	7,840	8,345	7,190	19,255	12,010
Tenant - Locataires	35,880	6,660	28,160	1,060	32,675	1,865	1,340	3.2	8,430	2,470	2,955	11,175	19,280
Under \$1,000 - Moins de \$1,000	5,170	1,470	3,460	240	4,555	305	310	3.1	1,100	645	550	1,385	2,590
Owner - Propriétaires	2,295	360	1,770	165	1,950	170	175	3.5	400	485	385	760	665
Tenant - Locataires	2,875	1,110	1,690	--	2,605	135	135	2.7	700	160	165	625	1,925
\$1,000-\$1,999	18,025	4,025	13,120	880	15,725	1,210	1,090	3.3	4,445	2,255	2,170	6,265	7,335
Owner - Propriétaires	8,400	820	6,970	610	7,225	535	640	3.8	1,880	1,605	1,390	3,445	1,960
Tenant - Locataires	9,625	3,205	6,150	270	8,500	675	450	2.9	2,565	650	780	2,820	5,375
\$2,000-\$2,499	22,875	1,780	20,070	1,025	20,735	1,155	985	3.7	5,290	2,850	2,785	8,930	8,310
Owner - Propriétaires	12,775	485	11,610	680	11,495	660	620	4.0	2,540	2,295	1,995	5,495	2,990
Tenant - Locataires	10,100	1,295	8,460	345	9,240	495	365	3.3	2,750	555	790	3,435	5,320
\$2,500-\$2,999	14,995	735	13,600	660	13,675	660	660	3.8	2,970	2,200	1,995	5,635	5,165
Owner - Propriétaires	9,345	225	8,630	490	8,470	435	440	4.1	1,745	1,685	1,455	3,790	2,415
Tenant - Locataires	5,650	510	4,970	170	5,205	225	220	3.5	1,225	515	540	1,845	2,750
\$3,000-\$3,999	13,760	555	12,780	425	12,750	625	385	3.7	1,875	1,815	1,730	5,130	5,085
Owner - Propriétaires	8,675	190	8,195	290	8,025	380	270	3.9	925	1,400	1,250	3,555	2,470
Tenant - Locataires	5,085	365	4,585	135	4,725	245	115	3.5	950	415	480	1,575	2,615
\$4,000-\$5,999	5,910	185	5,505	220	5,535	245	130	3.6	535	810	765	2,245	2,090
Owner - Propriétaires	3,885	--	3,690	155	3,640	170	--	3.8	325	650	580	1,570	1,085
Tenant - Locataires	2,025	145	1,815	--	1,895	--	--	3.3	210	160	185	675	1,005
\$6,000 and over - \$6,000 et plus	1,945	--	1,885	--	1,870	--	--	3.7	--	240	150	840	715
Owner - Propriétaires	1,425	--	1,395	--	1,365	--	--	3.9	--	225	135	640	425
Tenant - Locataires	520	--	490	--	505	--	--	3.3	--	--	--	200	290

1. Exclusive of wage-earner households with earnings of head "not stated" or "nil". - Moins les ménages de salariés dont le gain du chef n'est pas déclaré ou dont le chef ne déclare aucun gain.

2. Up to June 1, 1951. - Jusqu'au 1<sup>er</sup> juin 1951.

**TABLE 114. Wage-earner households<sup>1</sup> by earnings of household head and tenure, showing household size and composition, number of crowded households, and first year of occupancy by present head, for provinces, rural, urban, and cities of 100,000 population and over, 1951 - Continued**

**TABLEAU 114. Ménages de salariés<sup>1</sup> selon le gain du chef et le mode d'occupation, importance numérique et composition du ménage, nombre de ménages encombrés et première année d'occupation par le chef de ménage actuel, provinces, régions rurales et urbaines, et cités de 100,000 et plus, 1951 - suite**

Earnings of household head and tenure Gain du chef de ménage et mode d'occupation	Wage-earner households <sup>1</sup> Ménages de salariés <sup>1</sup>	Households by number of families Ménages selon le nombre de familles			Households by number of lodgers Ménages selon le nombre de chambres			Average number of persons per household Moyenne de personnes par ménage	Number of crowded households Nombre de ménages encombrés	Year of occupancy Année d'occupation			
		0	1	2+	0	1	2+			Before 1941 Avant 1941	1941-45	1946-49	1950-51 <sup>2</sup>
<b>ALBERTA—Con.—fin</b>													
<b>Calgary</b>													
Wage-earner heads <sup>1</sup> - Chefs salariés <sup>1</sup>	25,530	3,095	21,315	1,120	23,245	1,105	1,180	3.4	4,060	3,840	2,905	9,185	9,600
Owner - Propriétaires	13,655	540	12,315	800	12,320	630	705	3.8	1,685	2,650	1,870	5,410	3,725
Tenant - Locataires	11,875	2,555	9,000	320	10,925	475	475	3.0	2,375	1,190	1,035	3,775	5,875
Under \$1,000 - Moins de \$1,000	1,435	555	830	--	1,285	--	--	2.6	250	245	150	320	720
Owner - Propriétaires	475	--	360	--	400	--	--	3.3	--	150	--	150	--
Tenant - Locataires	960	465	470	--	885	--	--	2.3	190	--	--	170	630
\$1,000-\$1,999	4,750	1,385	3,125	240	4,145	270	335	2.9	920	670	540	1,545	1,995
Owner - Propriétaires	1,760	165	1,405	190	1,490	--	190	3.7	305	355	270	730	405
Tenant - Locataires	2,990	1,220	1,720	--	2,655	190	145	2.5	615	315	270	815	1,590
\$2,000-\$2,499	6,935	665	5,895	375	6,240	345	350	3.5	1,395	975	875	2,595	2,490
Owner - Propriétaires	3,545	140	3,145	260	3,120	210	215	3.9	545	710	540	1,405	890
Tenant - Locataires	3,390	525	2,750	115	3,120	135	135	3.1	850	265	335	1,190	1,600
\$2,500-\$2,999	5,120	250	4,650	220	4,700	195	235	3.7	835	850	580	1,950	1,740
Owner - Propriétaires	3,150	--	2,905	170	2,840	160	150	3.9	465	595	420	1,255	880
Tenant - Locataires	1,970	175	1,745	--	1,860	--	--	3.3	370	255	160	695	860
\$3,000-\$3,999	4,410	160	4,085	165	4,140	130	140	3.6	530	675	480	1,690	1,565
Owner - Propriétaires	2,755	--	2,595	110	2,595	--	--	3.7	230	495	355	1,075	830
Tenant - Locataires	1,655	110	1,490	--	1,545	--	--	3.4	300	180	125	615	735
\$4,000-\$5,999	2,075	--	1,945	--	1,965	--	--	3.5	110	315	220	725	815
Owner - Propriétaires	1,365	--	1,310	--	1,305	--	--	3.7	--	240	145	525	455
Tenant - Locataires	710	--	635	--	660	--	--	3.1	--	--	--	200	360
\$6,000 and over - \$6,000 et plus	805	--	785	--	770	--	--	3.7	--	110	--	360	275
Owner - Propriétaires	605	--	595	--	570	--	--	3.9	--	105	--	270	175
Tenant - Locataires	200	--	190	--	200	--	--	3.3	--	--	--	--	100
<b>Edmonton</b>													
Wage-earner heads <sup>1</sup> - Chefs salariés <sup>1</sup>	30,145	3,250	25,370	1,525	26,630	1,845	1,670	3.7	5,705	3,445	3,720	10,895	12,085
Owner - Propriétaires	17,095	635	15,405	1,055	14,980	1,010	1,105	4.0	2,590	2,735	2,590	7,055	4,715
Tenant - Locataires	13,050	2,615	9,965	470	11,650	835	565	3.2	3,115	710	1,130	3,840	7,370
Under \$1,000 - Moins de \$1,000	1,795	530	1,180	--	1,500	135	160	3.1	395	155	170	495	975
Owner - Propriétaires	730	120	540	--	570	--	--	3.7	115	120	115	220	275
Tenant - Locataires	1,065	410	640	--	930	--	--	2.8	280	--	--	275	700
\$1,000-\$1,999	6,345	1,575	4,340	430	5,285	540	520	3.3	1,530	800	835	2,120	2,590
Owner - Propriétaires	2,805	260	2,265	280	2,220	250	335	4.0	550	600	490	1,050	665
Tenant - Locataires	3,540	1,315	2,075	150	3,065	290	185	2.9	980	200	345	1,070	1,925
\$2,000-\$2,499	8,030	655	6,955	420	7,090	480	460	3.7	1,735	915	975	3,005	3,135
Owner - Propriétaires	4,425	155	4,000	270	3,875	235	315	4.0	775	750	680	1,900	1,095
Tenant - Locataires	3,605	500	2,955	150	3,215	245	145	3.3	960	165	295	1,105	2,040
\$2,500-\$2,999	5,350	220	4,845	285	4,795	245	310	3.9	1,115	660	705	1,945	2,040
Owner - Propriétaires	3,340	--	3,075	225	2,980	155	205	4.2	660	510	515	1,355	960
Tenant - Locataires	2,010	180	1,770	--	1,815	--	105	3.5	455	150	190	590	1,080
\$3,000-\$3,999	5,335	210	4,945	180	4,870	315	150	3.8	695	555	645	2,025	2,110
Owner - Propriétaires	3,490	--	3,325	110	3,190	200	100	3.9	360	440	450	1,555	1,045
Tenant - Locataires	1,845	155	1,620	--	1,680	115	--	3.5	335	115	195	470	1,065
\$4,000-\$5,999	2,420	--	2,270	115	2,240	115	--	3.7	215	255	320	955	890
Owner - Propriétaires	1,655	--	1,565	--	1,510	--	--	3.9	120	215	275	700	465
Tenant - Locataires	765	--	705	--	730	--	--	3.4	--	--	--	255	425
\$6,000 and over - \$6,000 et plus	870	--	835	--	850	--	--	3.8	--	105	--	350	345
Owner - Propriétaires	650	--	635	--	635	--	--	4.0	--	100	--	275	210
Tenant - Locataires	220	--	200	--	215	--	--	3.3	--	--	--	--	135

1. Exclusive of wage-earner households with earnings of head "not stated" or "nil". - Moins les ménages de salariés dont le gain du chef n'est pas déclaré ou dont le chef ne déclare aucun gain.

2. Up to June 1, 1951. - Jusqu'au 1<sup>er</sup> juin 1951.

TABLE 114. Wage-earner households<sup>1</sup> by earnings of household head and tenure, showing household size and composition, number of crowded households, and first year of occupancy by present head, for provinces, rural, urban, and cities of 100,000 population and over, 1951 - Continued

TABLEAU 114. Ménages de salariés<sup>1</sup> selon le gain du chef et le mode d'occupation, importance numérique et composition du ménage, nombre de ménages encombrés et première année d'occupation par le chef de ménage actuel, provinces, régions rurales et urbaines, et cités de 100,000 et plus, 1951 - suite

Earnings of household head and tenure Gain du chef de ménage et mode d'occupation	Wage-earner households <sup>1</sup> Ménages de salariés <sup>1</sup>	Households by number of families Ménages selon le nombre de familles			Households by number of lodgers Ménages selon le nombre de chambreurs			Average number of persons per household Moyenne de personnes par ménage	Number of crowded households Nombre de ménages encombrés	Year of occupancy Année d'occupation			
		0	1	2+	0	1	2+			Before 1941 — Avant 1941	1941-45	1946-49	1950-51 <sup>2</sup>
<b>BRITISH COLUMBIA</b>													
<b>Wage-earner heads<sup>1</sup> - Chefs salariés<sup>1</sup></b>	<b>191,505</b>	<b>17,745</b>	<b>166,380</b>	<b>7,380</b>	<b>178,240</b>	<b>7,555</b>	<b>5,710</b>	<b>3.5</b>	<b>31,285</b>	<b>25,425</b>	<b>25,605</b>	<b>74,450</b>	<b>66,025</b>
Owner - Propriétaires	120,525	6,715	108,515	5,295	112,410	4,575	3,540	3.7	16,815	21,115	19,385	52,515	27,510
Tenant - Locataires	70,980	11,030	57,865	2,085	65,830	2,980	2,170	3.2	14,470	4,310	6,220	21,935	38,515
<b>Under \$1,000 - Moins de \$1,000</b>	<b>13,945</b>	<b>3,500</b>	<b>9,725</b>	<b>720</b>	<b>12,485</b>	<b>750</b>	<b>710</b>	<b>3.1</b>	<b>2,640</b>	<b>2,095</b>	<b>1,780</b>	<b>4,370</b>	<b>5,700</b>
Owner - Propriétaires	7,735	1,385	5,880	470	6,990	385	360	3.3	1,135	1,715	1,315	2,945	1,760
Tenant - Locataires	6,210	2,115	3,845	250	5,495	365	350	2.9	1,505	380	465	1,425	3,940
<b>\$1,000-\$1,999</b>	<b>37,980</b>	<b>6,735</b>	<b>29,640</b>	<b>1,605</b>	<b>34,615</b>	<b>1,855</b>	<b>1,510</b>	<b>3.3</b>	<b>7,800</b>	<b>4,785</b>	<b>4,700</b>	<b>13,880</b>	<b>14,615</b>
Owner - Propriétaires	20,940	2,395	17,485	1,060	19,165	990	785	3.6	3,685	3,800	3,445	9,100	4,595
Tenant - Locataires	17,040	4,340	12,155	545	15,450	865	725	3.1	4,115	985	1,255	4,780	10,020
<b>\$2,000-\$2,499</b>	<b>49,610</b>	<b>3,590</b>	<b>43,845</b>	<b>2,175</b>	<b>46,005</b>	<b>1,990</b>	<b>1,615</b>	<b>3.6</b>	<b>9,265</b>	<b>5,865</b>	<b>6,485</b>	<b>19,755</b>	<b>17,505</b>
Owner - Propriétaires	31,410	1,395	28,440	1,575	29,105	1,240	1,065	3.7	5,110	4,860	4,925	14,260	7,365
Tenant - Locataires	18,200	2,195	15,405	600	16,900	750	550	3.3	4,155	1,005	1,560	5,495	10,140
<b>\$2,500-\$2,999</b>	<b>39,915</b>	<b>1,925</b>	<b>36,555</b>	<b>1,435</b>	<b>37,430</b>	<b>1,475</b>	<b>1,010</b>	<b>3.7</b>	<b>6,580</b>	<b>5,095</b>	<b>5,470</b>	<b>16,355</b>	<b>12,995</b>
Owner - Propriétaires	26,535	735	24,730	1,070	24,900	930	705	3.8	3,915	4,300	4,210	11,935	6,090
Tenant - Locataires	13,380	1,190	11,825	365	12,530	545	305	3.4	2,665	795	1,260	4,420	6,905
<b>\$3,000-\$3,999</b>	<b>35,200</b>	<b>1,535</b>	<b>32,630</b>	<b>1,035</b>	<b>33,420</b>	<b>1,080</b>	<b>700</b>	<b>3.6</b>	<b>4,110</b>	<b>5,085</b>	<b>4,900</b>	<b>14,140</b>	<b>11,075</b>
Owner - Propriétaires	23,650	590	22,265	795	22,405	740	505	3.7	2,510	4,245	3,730	10,050	5,625
Tenant - Locataires	11,550	945	10,365	240	11,015	340	195	3.3	1,600	840	1,170	4,090	5,450
<b>\$4,000-\$5,999</b>	<b>11,245</b>	<b>355</b>	<b>10,560</b>	<b>330</b>	<b>10,775</b>	<b>325</b>	<b>145</b>	<b>3.6</b>	<b>795</b>	<b>1,885</b>	<b>1,705</b>	<b>4,465</b>	<b>3,190</b>
Owner - Propriétaires	7,590	160	7,175	255	7,255	235	100	3.7	410	1,670	1,320	3,085	1,515
Tenant - Locataires	3,655	195	3,385	--	3,520	--	--	3.4	385	215	385	1,380	1,675
<b>\$6,000 and over - \$6,000 et plus</b>	<b>3,610</b>	<b>105</b>	<b>3,425</b>	<b>--</b>	<b>3,510</b>	<b>--</b>	<b>--</b>	<b>3.7</b>	<b>--</b>	<b>615</b>	<b>565</b>	<b>1,485</b>	<b>945</b>
Owner - Propriétaires	2,665	--	2,540	--	2,590	--	--	3.8	--	525	440	1,140	560
Tenant - Locataires	945	--	885	--	920	--	--	3.2	--	--	125	345	385
<b>Rural - Régions rurales</b>													
<b>Wage-earner heads<sup>1</sup> - Chefs salariés<sup>1</sup></b>	<b>48,815</b>	<b>5,255</b>	<b>42,515</b>	<b>1,045</b>	<b>46,725</b>	<b>1,355</b>	<b>735</b>	<b>3.6</b>	<b>12,570</b>	<b>5,470</b>	<b>5,705</b>	<b>19,390</b>	<b>18,250</b>
Owner - Propriétaires	28,060	2,435	24,955	670	26,925	760	375	3.8	6,915	4,250	4,135	13,235	6,440
Tenant - Locataires	20,755	2,820	17,560	375	19,800	595	360	3.4	5,655	1,220	1,570	6,155	11,810
<b>Under \$1,000 - Moins de \$1,000</b>	<b>5,125</b>	<b>1,255</b>	<b>3,740</b>	<b>130</b>	<b>4,835</b>	<b>180</b>	<b>110</b>	<b>3.3</b>	<b>1,360</b>	<b>730</b>	<b>610</b>	<b>1,690</b>	<b>2,095</b>
Owner - Propriétaires	3,150	560	2,495	--	2,995	105	--	3.5	720	635	500	1,350	665
Tenant - Locataires	1,975	695	1,245	--	1,840	--	--	3.0	640	--	110	340	1,430
<b>\$1,000-\$1,999</b>	<b>13,040</b>	<b>1,900</b>	<b>10,835</b>	<b>305</b>	<b>12,370</b>	<b>440</b>	<b>230</b>	<b>3.6</b>	<b>4,005</b>	<b>1,515</b>	<b>1,535</b>	<b>4,930</b>	<b>5,060</b>
Owner - Propriétaires	7,710	945	6,570	195	7,385	225	100	3.7	2,135	1,220	1,245	3,545	1,700
Tenant - Locataires	5,330	955	4,265	110	4,985	215	130	3.4	1,870	295	290	1,385	3,360
<b>\$2,000-\$2,499</b>	<b>12,320</b>	<b>1,015</b>	<b>11,050</b>	<b>255</b>	<b>11,805</b>	<b>350</b>	<b>165</b>	<b>3.7</b>	<b>3,275</b>	<b>1,360</b>	<b>1,275</b>	<b>5,095</b>	<b>4,590</b>
Owner - Propriétaires	7,580	490	6,905	185	7,270	225	--	3.8	1,830	1,095	1,005	3,745	1,735
Tenant - Locataires	4,740	525	4,145	--	4,535	125	--	3.5	1,445	265	270	1,350	2,855
<b>\$2,500-\$2,999</b>	<b>8,505</b>	<b>630</b>	<b>7,695</b>	<b>180</b>	<b>8,155</b>	<b>225</b>	<b>125</b>	<b>3.8</b>	<b>2,180</b>	<b>835</b>	<b>1,020</b>	<b>3,515</b>	<b>3,135</b>
Owner - Propriétaires	4,880	260	4,495	125	4,645	135	100	3.9	1,285	625	700	2,365	1,190
Tenant - Locataires	3,625	370	3,200	--	3,510	--	--	3.5	895	210	320	1,150	1,945
<b>\$3,000-\$3,999</b>	<b>7,285</b>	<b>375</b>	<b>6,790</b>	<b>120</b>	<b>7,075</b>	<b>120</b>	<b>--</b>	<b>3.6</b>	<b>1,360</b>	<b>740</b>	<b>945</b>	<b>2,990</b>	<b>2,610</b>
Owner - Propriétaires	3,715	150	3,510	--	3,615	--	--	3.8	775	480	540	1,745	950
Tenant - Locataires	3,570	225	3,280	--	3,460	--	--	3.4	585	260	405	1,245	1,660
<b>\$4,000-\$5,999</b>	<b>1,975</b>	<b>--</b>	<b>1,870</b>	<b>--</b>	<b>1,935</b>	<b>--</b>	<b>--</b>	<b>3.8</b>	<b>345</b>	<b>195</b>	<b>240</b>	<b>935</b>	<b>605</b>
Owner - Propriétaires	755	--	725	--	750	--	--	4.0	145	130	110	395	120
Tenant - Locataires	1,220	--	1,145	--	1,185	--	--	3.6	200	--	130	540	485
<b>\$6,000 and over - \$6,000 et plus</b>	<b>565</b>	<b>--</b>	<b>535</b>	<b>--</b>	<b>550</b>	<b>--</b>	<b>--</b>	<b>3.5</b>	<b>--</b>	<b>--</b>	<b>--</b>	<b>235</b>	<b>155</b>
Owner - Propriétaires	270	--	255	--	265	--	--	3.4	--	--	--	--	--
Tenant - Locataires	295	--	280	--	285	--	--	3.6	--	--	--	145	--

1. Exclusive of wage-earner households with earnings of head "not stated" or "nil". - Moins les ménages de salariés dont le gain du chef n'est pas déclaré ou dont le chef ne déclare aucun gain.

2. Up to June 1, 1951. - Jusqu'au 1<sup>er</sup> juin 1951.

TABLE 114. Wage-earner households<sup>1</sup> by earnings of household head and tenure, showing household size and composition, number of crowded households, and first year of occupancy by present head, for provinces, rural, urban, and cities of 100,000 population and over, 1951 - Concluded

TABLEAU 114. Ménages de salariés<sup>1</sup> selon le gain du chef et le mode d'occupation, importance numérique et composition du ménage, nombre de ménages encombrés et première année d'occupation par le chef de ménage actuel, provinces, régions rurales et urbaines, et cités de 100,000 et plus, 1951 - fin

Earnings of household head and tenure Gain du chef de ménage et mode d'occupation	Wage-earner households <sup>1</sup> Ménages de salariés <sup>1</sup>	Households by number of families Ménages selon le nombre de familles			Households by number of lodgers Ménages selon le nombre de chambreurs			Average number of persons per household Moyenne de personnes par ménage	Number of crowded households Nombre de ménages encombrés	Year of occupancy Année d'occupation			
		0	1	2+	0	1	2+			Before 1941 Avant 1941	1941-45	1946-49	1950-51 <sup>2</sup>
<b>BRITISH COLUMBIA - Con.-fin</b>													
<b>Urban - Régions urbaines</b>													
Wage-earner heads <sup>1</sup> - Chefs salariés <sup>1</sup>	142,690	12,490	123,865	6,335	131,515	6,200	4,975	3.5	18,715	19,955	19,900	55,060	47,775
Owner - Propriétaires	92,485	4,280	83,560	4,625	85,485	3,815	3,165	3.7	9,900	16,865	15,250	39,280	21,070
Tenant - Locataires	50,225	8,210	40,305	1,710	46,030	2,385	1,810	3.2	8,815	3,090	4,650	15,780	26,705
Under \$1,000 - Moins de \$1,000	8,820	2,245	5,985	590	7,650	570	600	3.0	1,280	1,365	1,170	2,680	3,605
Owner - Propriétaires	4,585	825	3,385	375	3,995	280	310	3.1	415	1,080	815	1,595	1,095
Tenant - Locataires	4,235	1,420	2,600	215	3,655	290	290	2.9	865	285	355	1,085	2,510
\$1,000-\$1,999	24,940	4,835	18,805	1,300	22,245	1,415	1,280	3.2	3,795	3,270	3,165	8,950	9,555
Owner - Propriétaires	13,230	1,450	10,915	865	11,780	765	685	3.4	1,550	2,580	2,200	5,555	2,895
Tenant - Locataires	11,710	3,385	7,890	435	10,465	650	595	2.9	2,245	690	965	3,395	6,660
\$2,000-\$2,499	37,290	2,575	32,795	1,920	34,200	1,640	1,450	3.6	5,990	4,505	5,210	14,660	12,915
Owner - Propriétaires	23,830	905	21,535	1,390	21,835	1,015	980	3.7	3,280	3,765	3,920	10,515	5,630
Tenant - Locataires	13,460	1,670	11,260	530	12,365	625	470	3.3	2,710	740	1,290	4,145	7,285
\$2,500-\$2,999	31,410	1,295	28,860	1,255	29,275	1,250	885	3.6	4,400	4,260	4,450	12,840	9,860
Owner - Propriétaires	21,655	475	20,235	945	20,255	795	605	3.8	2,630	3,675	3,510	9,570	4,900
Tenant - Locataires	9,755	820	8,625	310	9,020	455	280	3.3	1,770	585	940	3,270	4,960
\$3,000-\$3,999	27,915	1,160	25,840	915	26,345	960	610	3.6	2,750	4,345	3,955	11,150	8,465
Owner - Propriétaires	19,935	440	18,755	740	18,790	680	465	3.7	1,735	3,765	3,190	8,305	4,875
Tenant - Locataires	7,980	720	7,085	175	7,555	280	145	3.2	1,015	580	765	2,845	3,790
\$4,000-\$5,999	9,270	295	8,690	285	8,840	300	130	3.6	450	1,690	1,465	3,530	2,585
Owner - Propriétaires	6,835	145	6,450	240	6,505	230	100	3.7	265	1,540	1,210	2,690	1,395
Tenant - Locataires	2,435	150	2,240	--	2,335	--	--	3.2	185	150	255	840	1,190
\$6,000 and over - \$6,000 et plus	3,045	--	2,890	--	2,960	--	--	3.7	--	520	485	1,250	790
Owner - Propriétaires	2,395	--	2,285	--	2,325	--	--	3.9	--	460	405	1,050	480
Tenant - Locataires	650	--	605	--	635	--	--	3.0	--	--	--	200	310
<b>Vancouver</b>													
Wage-earner heads <sup>1</sup> - Chefs salariés <sup>1</sup>	61,785	6,640	51,665	3,480	55,655	3,050	3,080	3.4	7,250	9,590	8,950	22,460	20,785
Owner - Propriétaires	37,475	1,740	33,280	2,455	33,855	1,770	1,850	3.6	3,340	7,710	6,370	15,100	8,295
Tenant - Locataires	24,310	4,900	18,385	1,025	21,800	1,280	1,230	3.0	3,910	1,880	2,580	7,360	12,490
Under \$1,000 - Moins de \$1,000	4,245	1,120	2,820	305	3,520	340	385	3.1	570	635	625	1,140	1,845
Owner - Propriétaires	1,800	295	1,335	170	1,490	130	180	3.3	130	445	405	510	440
Tenant - Locataires	2,445	825	1,485	135	2,030	210	205	2.9	440	190	220	630	1,405
\$1,000-\$1,999	11,615	2,790	8,105	720	10,020	745	850	3.1	1,605	1,590	1,340	3,970	4,715
Owner - Propriétaires	5,350	665	4,245	440	4,535	415	400	3.4	520	1,150	820	2,200	1,180
Tenant - Locataires	6,265	2,125	3,860	280	5,485	330	450	2.8	1,085	440	520	1,770	3,535
\$2,000-\$2,499	16,035	1,325	13,610	1,100	14,305	810	920	3.5	2,415	2,120	2,320	5,855	5,740
Owner - Propriétaires	9,465	330	8,330	805	8,390	460	615	3.7	1,155	1,625	1,580	3,900	2,360
Tenant - Locataires	6,570	995	5,280	295	5,915	350	305	3.2	1,260	495	740	1,955	3,380
\$2,500-\$2,999	12,245	585	10,960	700	11,235	530	480	3.6	1,485	1,890	1,875	4,650	3,830
Owner - Propriétaires	8,035	165	7,355	515	7,420	320	295	3.7	810	1,550	1,380	3,315	1,790
Tenant - Locataires	4,210	420	3,605	185	3,815	210	185	3.3	675	340	495	1,335	2,040
\$3,000-\$3,999	11,480	625	10,390	465	10,710	425	345	3.5	965	2,135	1,740	4,415	3,190
Owner - Propriétaires	8,085	190	7,535	360	7,520	290	275	3.6	590	1,820	1,340	3,265	1,660
Tenant - Locataires	3,395	435	2,855	105	3,190	135	--	3.0	375	315	400	1,150	1,530
\$4,000-\$5,999	4,285	150	3,980	155	4,040	160	--	3.5	195	850	725	1,675	1,035
Owner - Propriétaires	3,230	--	3,020	130	3,040	120	--	3.7	125	790	580	1,275	585
Tenant - Locataires	1,055	--	960	--	1,000	--	--	3.0	--	--	145	400	450
\$6,000 and over - \$6,000 et plus	1,880	--	1,800	--	1,825	--	--	3.7	--	370	325	755	430
Owner - Propriétaires	1,510	--	1,460	--	1,460	--	--	3.9	--	330	265	635	280
Tenant - Locataires	370	--	340	--	365	--	--	2.8	--	--	--	120	150

1. Exclusive of wage-earner households with earnings of head "not stated" or "nil". - Moins les ménages de salariés dont le gain du chef n'est pas déclaré ou dont le chef ne déclare aucun gain.

2. Up to June 1, 1951. - Jusqu'au 1<sup>er</sup> juin 1951.

**TABLE 115. Wage-earner tenant non-farm households<sup>1</sup> by earnings of household head, showing monthly rent, for provinces, rural, urban, and cities of 100,000 population and over, 1951**

**TABLEAU 115. Ménages de salariés<sup>1</sup> locataires non agricoles selon le gain du chef, et loyer mensuel, provinces, régions rurales et urbaines, et cités de 100,000 et plus, 1951**

Note. Corresponding statistics for cities of 30,000-99,999 population are available, and may be obtained upon request.  
Nota. Les chiffres correspondants pour les cités de 30,000-99,999 sont disponibles; on peut se les procurer sur demande.

Earnings of household head — Gain du chef de ménage	Total	Monthly rent — Loyer mensuel									
		No rent paid — Aucun loyer payé	\$1-14	\$15-19	\$20-24	\$25-29	\$30-39	\$40-49	\$50-59	\$60-69	\$70+
<b>CANADA</b>											
<b>Wage-earner heads<sup>1</sup> — Chefs salariés<sup>1</sup></b>	<b>829,980</b>	<b>38,170</b>	<b>57,830</b>	<b>72,735</b>	<b>96,510</b>	<b>107,695</b>	<b>162,455</b>	<b>110,295</b>	<b>71,220</b>	<b>48,900</b>	<b>64,170</b>
Under \$1,000 — Moins de \$1,000.....	58,860	7,290	9,865	7,325	7,415	6,095	8,065	5,015	2,995	2,165	2,630
\$1,000-\$1,999 .....	213,830	14,820	22,985	27,185	31,055	30,280	38,705	22,680	12,050	7,155	6,915
\$2,000-\$2,499 .....	223,915	8,400	13,365	21,510	30,110	33,615	49,320	31,300	17,570	10,230	8,495
\$2,500-\$2,999 .....	153,985	3,945	7,035	10,515	17,215	21,885	34,720	23,985	16,085	9,845	8,755
\$3,000-\$3,999 .....	121,525	2,650	3,820	5,255	8,960	13,220	25,270	20,430	15,475	11,970	14,475
\$4,000-\$5,999 .....	43,890	780	660	855	1,565	2,220	5,525	5,840	5,820	5,985	14,440
\$6,000 and over — \$6,000 et plus ....	14,175	285	100	--	190	380	850	1,045	1,225	1,550	8,460
<b>Rural — Régions rurales</b>											
<b>Wage-earner heads<sup>1</sup> — Chefs salariés<sup>1</sup></b>	<b>119,285</b>	<b>22,340</b>	<b>32,150</b>	<b>17,275</b>	<b>13,475</b>	<b>10,855</b>	<b>11,080</b>	<b>6,430</b>	<b>2,785</b>	<b>1,525</b>	<b>1,370</b>
Under \$1,000 — Moins de \$1,000.....	15,475	5,045	6,005	1,900	1,150	630	430	165	--	--	--
\$1,000-\$1,999 .....	38,820	9,140	12,305	6,245	4,300	2,845	2,445	1,100	275	--	--
\$2,000-\$2,499 .....	29,010	4,540	7,060	4,600	3,575	2,980	2,950	2,290	735	155	125
\$2,500-\$2,999 .....	17,445	1,815	4,105	2,450	2,290	1,950	2,200	1,250	870	350	165
\$3,000-\$3,999 .....	13,100	1,215	2,185	1,660	1,575	1,845	2,095	1,080	515	545	385
\$4,000-\$5,999 .....	4,385	410	410	370	495	485	805	425	195	320	470
\$6,000 and over — \$6,000 et plus ....	1,050	175	--	--	--	120	155	120	110	--	125
<b>Urban — Régions urbaines</b>											
<b>Wage-earner heads<sup>1</sup> — Chefs salariés<sup>1</sup></b>	<b>710,695</b>	<b>15,830</b>	<b>25,680</b>	<b>55,460</b>	<b>83,035</b>	<b>96,840</b>	<b>151,375</b>	<b>103,865</b>	<b>68,435</b>	<b>47,375</b>	<b>62,800</b>
Under \$1,000 — Moins de \$1,000.....	43,385	2,245	3,860	5,425	6,265	5,465	7,635	4,850	2,910	2,130	2,600
\$1,000-\$1,999 .....	175,010	5,680	10,680	20,940	26,755	27,435	36,260	21,580	11,775	7,060	6,845
\$2,000-\$2,499 .....	194,905	3,860	6,305	16,910	26,535	30,635	46,370	29,010	16,835	10,075	8,370
\$2,500-\$2,999 .....	136,540	2,130	2,930	8,065	14,925	19,935	32,520	22,735	15,215	9,495	8,590
\$3,000-\$3,999 .....	108,425	1,435	1,635	3,595	7,385	11,375	23,175	19,350	14,960	11,425	14,090
\$4,000-\$5,999 .....	39,305	370	250	485	1,070	1,735	4,720	5,415	5,625	5,665	13,970
\$6,000 and over — \$6,000 et plus ....	13,125	110	--	--	100	260	695	925	1,115	1,525	8,335
<b>NEWFOUNDLAND</b>											
<b>Wage-earner heads<sup>1</sup> — Chefs salariés<sup>1</sup></b>	<b>7,500</b>	<b>995</b>	<b>1,470</b>	<b>940</b>	<b>1,015</b>	<b>780</b>	<b>935</b>	<b>505</b>	<b>345</b>	<b>125</b>	<b>390</b>
Under \$1,000 — Moins de \$1,000.....	730	215	255	--	--	--	--	--	--	--	--
\$1,000-\$1,999 .....	2,290	395	555	355	280	280	265	--	--	--	--
\$2,000-\$2,499 .....	1,835	145	335	290	290	180	310	135	--	--	--
\$2,500-\$2,999 .....	1,100	--	170	120	225	155	145	--	--	--	--
\$3,000-\$3,999 .....	950	110	130	--	140	--	120	105	--	--	--
\$4,000-\$5,999 .....	420	--	--	--	--	--	--	--	--	--	120
\$6,000 and over — \$6,000 et plus ....	175	--	--	--	--	--	--	--	--	--	--
<b>Rural — Régions rurales</b>											
<b>Wage-earner heads<sup>1</sup> — Chefs salariés<sup>1</sup></b>	<b>1,385</b>	<b>470</b>	<b>355</b>	<b>135</b>	<b>135</b>	<b>--</b>	<b>--</b>	<b>--</b>	<b>--</b>	<b>--</b>	<b>--</b>
Under \$1,000 — Moins de \$1,000.....	240	135	--	--	--	--	--	--	--	--	--
\$1,000-\$1,999 .....	445	180	165	--	--	--	--	--	--	--	--
\$2,000-\$2,499 .....	250	--	--	--	--	--	--	--	--	--	--
\$2,500-\$2,999 .....	175	--	--	--	--	--	--	--	--	--	--
\$3,000-\$3,999 .....	170	--	--	--	--	--	--	--	--	--	--
\$4,000-\$5,999 .....	--	--	--	--	--	--	--	--	--	--	--
\$6,000 and over — \$6,000 et plus ....	--	--	--	--	--	--	--	--	--	--	--
<b>Urban — Régions urbaines</b>											
<b>Wage-earner heads<sup>1</sup> — Chefs salariés<sup>1</sup></b>	<b>6,115</b>	<b>525</b>	<b>1,115</b>	<b>805</b>	<b>880</b>	<b>715</b>	<b>845</b>	<b>430</b>	<b>330</b>	<b>120</b>	<b>350</b>
Under \$1,000 — Moins de \$1,000.....	490	175	175	--	--	--	--	--	--	--	--
\$1,000-\$1,999 .....	1,845	215	390	305	255	270	260	--	--	--	--
\$2,000-\$2,499 .....	1,585	120	270	230	265	155	275	110	--	--	--
\$2,500-\$2,999 .....	925	--	155	105	195	145	115	--	--	--	--
\$3,000-\$3,999 .....	780	--	110	--	110	--	105	--	--	--	--
\$4,000-\$5,999 .....	360	--	--	--	--	--	--	--	--	--	115
\$6,000 and over — \$6,000 et plus ....	130	--	--	--	--	--	--	--	--	--	--
<b>PRINCE EDWARD ISLAND</b>											
<b>Wage-earner heads<sup>1</sup> — Chefs salariés<sup>1</sup></b>	<b>2,670</b>	<b>250</b>	<b>265</b>	<b>195</b>	<b>280</b>	<b>245</b>	<b>400</b>	<b>475</b>	<b>240</b>	<b>235</b>	<b>--</b>
Under \$1,000 — Moins de \$1,000.....	410	--	100	--	--	--	--	--	--	--	--
\$1,000-\$1,999 .....	940	--	115	125	110	110	215	120	--	--	--
\$2,000-\$2,499 .....	500	--	--	--	--	--	--	160	--	--	--
\$2,500-\$2,999 .....	310	--	--	--	--	--	--	--	--	--	--
\$3,000-\$3,999 .....	285	--	--	--	--	--	--	--	--	--	--
\$4,000-\$5,999 .....	195	--	--	--	--	--	--	--	--	--	--
\$6,000 and over — \$6,000 et plus ....	--	--	--	--	--	--	--	--	--	--	--

1. Exclusive of wage-earner households with earnings of head "not stated" or "nil". — Moins les ménages de salariés dont le gain du chef n'est pas déclaré ou dont le chef ne déclare aucun gain.

TABLE 115. Wage-earner tenant non-farm households<sup>1</sup> by earnings of household head, showing monthly rent, for provinces, rural, urban, and cities of 100,000 population and over, 1951 - Continued

TABLEAU 115. Ménages de salariés<sup>1</sup> locataires non agricoles selon le gain du chef, et loyer mensuel, provinces, régions rurales et urbaines, et cités de 100,000 et plus, 1951 - suite

Earnings of household head Gain du chef de ménage	Total	Monthly rent - Loyer mensuel									
		No rent paid - Aucun loyer payé	\$1-14	\$15-19	\$20-24	\$25-29	\$30-39	\$40-49	\$50-59	\$60-69	\$70+
<b>PRINCE EDWARD ISLAND - Con.-fin</b>											
<b>Rural - Régions rurales</b>											
Wage-earner heads <sup>1</sup> - Chefs salariés <sup>1</sup>	840	185	170	--	--	--	--	155	--	--	--
Under \$1,000 - Moins de \$1,000	170	--	--	--	--	--	--	--	--	--	--
\$1,000-\$1,999	225	--	--	--	--	--	--	--	--	--	--
\$2,000-\$2,499	180	--	--	--	--	--	--	--	--	--	--
\$2,500-\$2,999	110	--	--	--	--	--	--	--	--	--	--
\$3,000-\$3,999	--	--	--	--	--	--	--	--	--	--	--
\$4,000-\$5,999	--	--	--	--	--	--	--	--	--	--	--
\$6,000 and over - \$6,000 et plus	--	--	--	--	--	--	--	--	--	--	--
<b>Urban - Régions urbaines</b>											
Wage-earner heads <sup>1</sup> - Chefs salariés <sup>1</sup>	1,830	--	--	160	235	215	335	320	205	150	--
Under \$1,000 - Moins de \$1,000	240	--	--	--	--	--	--	--	--	--	--
\$1,000-\$1,999	715	--	--	100	--	--	195	105	--	--	--
\$2,000-\$2,499	320	--	--	--	--	--	--	--	--	--	--
\$2,500-\$2,999	200	--	--	--	--	--	--	--	--	--	--
\$3,000-\$3,999	205	--	--	--	--	--	--	--	--	--	--
\$4,000-\$5,999	120	--	--	--	--	--	--	--	--	--	--
\$6,000 and over - \$6,000 et plus	--	--	--	--	--	--	--	--	--	--	--
<b>NOVA SCOTIA</b>											
Wage-earner heads <sup>1</sup> - Chefs salariés <sup>1</sup>	25,000	1,905	3,595	2,875	3,280	2,705	3,640	2,605	1,685	1,225	1,485
Under \$1,000 - Moins de \$1,000	2,900	435	855	345	430	265	285	100	--	--	--
\$1,000-\$1,999	8,300	815	1,465	1,260	1,255	1,120	1,100	695	330	155	105
\$2,000-\$2,499	6,330	400	800	805	880	650	1,090	980	330	190	205
\$2,500-\$2,999	3,490	130	320	310	480	405	590	380	395	250	230
\$3,000-\$3,999	2,705	--	145	150	190	240	435	295	340	395	420
\$4,000-\$5,999	1,010	--	--	--	--	--	110	145	175	155	330
\$6,000 and over - \$6,000 et plus	265	--	--	--	--	--	--	--	--	--	145
<b>Rural - Régions rurales</b>											
Wage-earner heads <sup>1</sup> - Chefs salariés <sup>1</sup>	4,445	1,005	1,405	590	430	340	235	160	130	--	--
Under \$1,000 - Moins de \$1,000	940	325	440	--	--	--	--	--	--	--	--
\$1,000-\$1,999	1,785	455	645	265	185	115	--	--	--	--	--
\$2,000-\$2,499	830	160	205	150	--	100	--	--	--	--	--
\$2,500-\$2,999	410	--	--	--	--	--	--	--	--	--	--
\$3,000-\$3,999	360	--	--	--	--	--	--	--	--	--	--
\$4,000-\$5,999	110	--	--	--	--	--	--	--	--	--	--
\$6,000 and over - \$6,000 et plus	--	--	--	--	--	--	--	--	--	--	--
<b>Urban - Régions urbaines</b>											
Wage-earner heads <sup>1</sup> - Chefs salariés <sup>1</sup>	20,555	900	2,190	2,285	2,850	2,365	3,405	2,445	1,555	1,160	1,400
Under \$1,000 - Moins de \$1,000	1,960	110	415	255	375	250	275	--	--	--	--
\$1,000-\$1,999	6,515	360	820	995	1,070	1,005	1,020	670	320	150	105
\$2,000-\$2,499	5,500	240	595	655	785	550	1,045	940	310	190	190
\$2,500-\$2,999	3,080	100	255	255	405	355	570	345	345	235	215
\$3,000-\$3,999	2,345	--	125	125	175	190	380	260	310	360	390
\$4,000-\$5,999	900	--	--	--	--	--	125	160	145	310	140
\$6,000 and over - \$6,000 et plus	255	--	--	--	--	--	--	--	--	--	--
<b>NEW BRUNSWICK</b>											
Wage-earner heads <sup>1</sup> - Chefs salariés <sup>1</sup>	23,570	1,425	3,555	3,140	3,255	3,025	3,845	2,745	1,355	785	440
Under \$1,000 - Moins de \$1,000	2,705	455	975	395	265	195	215	105	--	--	--
\$1,000-\$1,999	8,140	505	1,855	1,415	1,360	1,095	1,045	510	210	--	--
\$2,000-\$2,499	5,950	245	490	845	925	820	1,305	785	345	170	--
\$2,500-\$2,999	3,180	--	165	385	370	510	680	525	310	115	--
\$3,000-\$3,999	2,415	--	--	--	245	330	460	535	245	235	135
\$4,000-\$5,999	940	--	--	--	--	--	135	230	140	120	110
\$6,000 and over - \$6,000 et plus	240	--	--	--	--	--	--	--	--	--	--
<b>Rural - Régions rurales</b>											
Wage-earner heads <sup>1</sup> - Chefs salariés <sup>1</sup>	4,500	880	1,735	605	450	355	205	170	--	--	--
Under \$1,000 - Moins de \$1,000	1,140	340	570	130	--	--	--	--	--	--	--
\$1,000-\$1,999	1,860	340	860	285	170	135	--	--	--	--	--
\$2,000-\$2,499	835	145	180	140	125	--	--	--	--	--	--
\$2,500-\$2,999	300	--	--	--	--	--	--	--	--	--	--
\$3,000-\$3,999	295	--	--	--	--	--	--	--	--	--	--
\$4,000-\$5,999	--	--	--	--	--	--	--	--	--	--	--
\$6,000 and over - \$6,000 et plus	--	--	--	--	--	--	--	--	--	--	--

1. Exclusive of wage-earner households with earnings of head "not stated" or "nil". - Moins les ménages de salariés dont le gain du chef n'est pas déclaré ou dont le chef ne déclare aucun gain.



TABLE 115. Wage-earner tenant non-farm households<sup>1</sup> by earnings of household head, showing monthly rent, for provinces, rural, urban, and cities of 100,000 population and over, 1951 - Continued

TABLEAU 115. Ménages de salariés<sup>1</sup> locataires non agricoles selon le gain du chef, et loyer mensuel, provinces, régions rurales et urbaines, et cités de 100,000 et plus, 1951 - suite

Earnings of household head Gain du chef de ménage	Total	Monthly rent - Loyer mensuel									
		No rent paid - Aucun loyer payé	\$1-14	\$15-19	\$20-24	\$25-29	\$30-39	\$40-49	\$50-59	\$60-69	\$70+
<b>NEW BRUNSWICK - Con.-fin</b>											
<b>Urban - Régions urbaines</b>											
Wage-earner heads <sup>1</sup> - Chefs salariés <sup>1</sup>	19,070	545	1,820	2,535	2,805	2,670	3,640	2,575	1,315	740	425
Under \$1,000 - Moins de \$1,000	1,565	115	405	265	205	165	205	105	--	--	--
\$1,000-\$1,999	6,280	165	995	1,130	1,190	960	1,005	495	195	--	--
\$2,000-\$2,499	5,115	100	310	705	800	765	1,220	690	340	165	--
\$2,500-\$2,999	2,880	--	--	345	315	460	650	500	305	110	--
\$3,000-\$3,999	2,120	--	--	--	210	255	425	500	240	220	125
\$4,000-\$5,999	875	--	--	--	--	--	130	230	130	105	105
\$6,000 and over - \$6,000 et plus	735	--	--	--	--	--	--	--	--	--	--
<b>QUÉBEC</b>											
Wage-earner heads <sup>1</sup> - Chefs salariés <sup>1</sup>	324,795	7,665	16,430	34,895	49,625	50,925	64,210	35,090	23,590	17,565	24,800
Under \$1,000 - Moins de \$1,000	20,685	1,660	3,095	3,250	3,300	2,405	2,895	1,520	940	695	925
\$1,000-\$1,999	89,675	3,585	7,780	13,895	16,325	14,820	16,210	7,415	4,175	2,805	2,665
\$2,000-\$2,499	91,070	1,335	3,485	10,560	16,340	16,760	19,950	9,970	5,695	3,915	3,060
\$2,500-\$2,999	58,740	530	1,470	4,855	9,030	10,260	13,420	7,720	5,210	3,460	2,785
\$3,000-\$3,999	42,645	395	530	2,065	4,050	5,700	9,115	6,380	5,175	3,875	5,360
\$4,000-\$5,999	15,815	100	--	245	530	820	2,285	1,745	1,975	2,140	5,910
\$6,000 and over - \$6,000 et plus	6,165	--	--	--	--	160	335	340	420	675	4,095
<b>Rural - Régions rurales</b>											
Wage-earner heads <sup>1</sup> - Chefs salariés <sup>1</sup>	24,490	3,615	6,810	4,470	3,360	2,525	2,310	785	345	140	130
Under \$1,000 - Moins de \$1,000	4,270	1,090	1,810	715	380	155	--	--	--	--	--
\$1,000-\$1,999	10,645	1,750	3,420	2,320	1,475	850	635	115	--	--	--
\$2,000-\$2,499	4,950	390	1,000	890	845	775	735	215	--	--	--
\$2,500-\$2,999	2,430	205	380	340	470	390	375	155	--	--	--
\$3,000-\$3,999	1,535	140	170	180	165	275	300	175	--	--	--
\$4,000-\$5,999	500	--	--	--	--	--	155	--	--	--	--
\$6,000 and over - \$6,000 et plus	160	--	--	--	--	--	--	--	--	--	--
<b>Urban - Régions urbaines</b>											
Wage-earner heads <sup>1</sup> - Chefs salariés <sup>1</sup>	300,305	4,050	9,620	30,425	46,265	48,400	61,900	34,305	23,245	17,425	24,670
Under \$1,000 - Moins de \$1,000	16,415	570	1,285	2,535	2,920	2,250	2,815	1,490	935	690	925
\$1,000-\$1,999	79,030	1,835	4,360	11,575	14,850	13,970	15,575	7,300	4,130	2,795	2,640
\$2,000-\$2,499	86,120	945	2,485	9,670	15,495	15,985	19,215	9,755	5,605	3,905	3,060
\$2,500-\$2,999	56,310	325	1,090	4,515	8,560	9,870	13,045	7,565	5,130	3,435	2,775
\$3,000-\$3,999	41,110	255	360	1,885	3,885	5,425	8,815	6,205	5,110	3,840	5,330
\$4,000-\$5,999	15,315	--	--	220	505	760	2,130	1,680	1,935	2,090	5,875
\$6,000 and over - \$6,000 et plus	6,005	--	--	--	--	140	305	310	400	670	4,065
<b>Montréal</b>											
Wage-earner heads <sup>1</sup> - Chefs salariés <sup>1</sup>	147,315	1,205	2,735	12,835	21,765	22,315	27,135	16,630	14,090	11,370	17,235
Under \$1,000 - Moins de \$1,000	7,200	190	240	795	1,080	880	1,250	850	690	475	750
\$1,000-\$1,999	35,360	600	1,160	4,245	6,215	5,720	6,565	3,975	2,735	2,075	2,070
\$2,000-\$2,499	43,600	255	885	4,755	8,075	7,675	8,535	4,820	3,380	2,820	2,400
\$2,500-\$2,999	28,415	--	340	2,135	4,275	5,000	5,890	3,460	3,110	2,225	1,925
\$3,000-\$3,999	20,980	--	--	800	1,855	2,685	3,950	2,815	2,955	2,185	3,575
\$4,000-\$5,999	8,225	--	--	--	240	305	850	630	1,025	1,225	3,830
\$6,000 and over - \$6,000 et plus	3,535	--	--	--	--	--	--	--	195	365	2,685
<b>Québec</b>											
Wage-earner heads <sup>1</sup> - Chefs salariés <sup>1</sup>	19,480	155	390	1,735	2,580	2,900	4,365	2,710	1,840	1,305	1,500
Under \$1,000 - Moins de \$1,000	1,280	--	--	225	270	180	250	130	--	--	--
\$1,000-\$1,999	7,115	--	235	920	1,240	1,370	1,655	830	440	185	165
\$2,000-\$2,499	5,255	--	--	465	735	910	1,385	840	425	225	170
\$2,500-\$2,999	2,580	--	--	100	250	300	585	475	455	210	160
\$3,000-\$3,999	2,185	--	--	--	--	130	430	340	345	415	415
\$4,000-\$5,999	795	--	--	--	--	--	--	--	105	175	355
\$6,000 and over - \$6,000 et plus	270	--	--	--	--	--	--	--	--	--	195
<b>ONTARIO</b>											
Wage-earner heads <sup>1</sup> - Chefs salariés <sup>1</sup>	262,055	11,730	14,460	15,930	22,165	29,765	51,620	42,405	27,880	19,370	26,730
Under \$1,000 - Moins de \$1,000	15,465	1,755	2,105	1,570	1,635	1,475	2,210	1,720	1,070	825	1,100
\$1,000-\$1,999	54,775	4,225	5,645	5,130	6,000	6,545	9,855	7,745	4,185	2,625	2,820
\$2,000-\$2,499	68,040	2,775	3,550	4,780	6,850	9,165	14,990	11,460	6,865	3,860	3,745
\$2,500-\$2,999	55,865	1,675	1,845	2,760	4,510	7,150	12,850	10,130	6,475	4,285	4,185
\$3,000-\$3,999	46,430	970	1,125	1,500	2,685	4,485	9,580	8,615	6,470	4,775	6,225
\$4,000-\$5,999	16,415	230	160	180	435	840	1,810	2,335	2,335	2,450	5,640
\$6,000 and over - \$6,000 et plus	5,065	100	--	--	--	105	325	400	480	550	3,015

1. Exclusive of wage-earner households with earnings of head "not stated" or "nil". - Moins les ménages de salariés dont le gain du chef n'est pas déclaré ou dont le chef ne déclare aucun gain.

TABLE 115. Wage-earner tenant non-farm households<sup>1</sup> by earnings of household head, showing monthly rent, for provinces, rural, urban, and cities of 100,000 population and over, 1951 - Continued

TABLEAU 115. Ménages de salariés<sup>1</sup> locataires non agricoles selon le gain du chef, et loyer mensuel, provinces, régions rurales et urbaines, et cités de 100,000 et plus, 1951 - suite

Earnings of household head Gain du chef de ménage	Total	Monthly rent - Loyer mensuel									
		No rent paid - Aucun loyer payé	\$1-14	\$15-19	\$20-24	\$25-29	\$30-39	\$40-49	\$50-59	\$60-69	\$70+
<b>ONTARIO - Con.-fin</b>											
<b>Rural - Régions rurales</b>											
Wage-earner heads <sup>1</sup> - Chefs salariés <sup>1</sup>	37,680	6,080	8,190	4,595	4,390	4,020	4,335	3,120	1,410	765	775
Under \$1,000 - Moins de \$1,000 .....	3,805	1,110	1,370	450	350	210	155	--	--	--	--
\$1,000-\$1,999 .....	11,045	2,530	3,265	1,475	1,255	880	880	575	100	--	--
\$2,000-\$2,499 .....	9,890	1,415	1,985	1,300	1,190	1,150	1,125	1,135	435	--	--
\$2,500-\$2,999 .....	6,500	620	1,060	775	850	780	985	660	465	205	100
\$3,000-\$3,999 .....	4,590	270	415	510	565	745	860	505	245	270	205
\$4,000-\$5,999 .....	1,475	--	--	--	155	205	255	140	--	120	280
\$6,000 and over - \$6,000 et plus .....	375	--	--	--	--	--	--	--	--	--	--
<b>Urban - Régions urbaines</b>											
Wage-earner heads <sup>1</sup> - Chefs salariés <sup>1</sup>	224,375	5,650	6,270	11,335	17,775	25,745	47,285	39,285	26,470	18,605	25,955
Under \$1,000 - Moins de \$1,000 .....	11,660	645	735	1,120	1,285	1,265	2,055	1,650	1,025	805	1,075
\$1,000-\$1,999 .....	43,730	1,695	2,380	3,655	4,745	5,665	8,975	7,170	4,085	2,570	2,790
\$2,000-\$2,499 .....	58,150	1,360	1,565	3,480	5,660	8,015	13,865	10,325	6,430	3,775	3,675
\$2,500-\$2,999 .....	49,365	1,055	785	1,985	3,660	6,370	11,865	9,470	6,010	4,080	4,085
\$3,000-\$3,999 .....	41,840	700	710	990	2,120	3,740	8,720	8,110	6,225	4,505	6,020
\$4,000-\$5,999 .....	14,940	160	--	280	635	1,555	2,195	2,245	2,330	5,360	5,360
\$6,000 and over - \$6,000 et plus .....	4,690	--	--	--	--	250	365	450	540	2,950	2,950
<b>Hamilton</b>											
Wage-earner heads <sup>1</sup> - Chefs salariés <sup>1</sup>	15,185	230	130	495	980	1,800	3,305	3,275	2,080	1,405	1,485
Under \$1,000 - Moins de \$1,000 .....	835	--	--	--	--	--	160	170	--	105	100
\$1,000-\$1,999 .....	2,655	--	--	115	200	320	585	640	375	175	120
\$2,000-\$2,499 .....	3,895	--	--	145	380	435	980	895	530	225	245
\$2,500-\$2,999 .....	3,770	--	--	105	205	535	850	860	510	330	285
\$3,000-\$3,999 .....	3,085	--	--	--	135	370	660	605	460	400	370
\$4,000-\$5,999 .....	740	--	--	--	--	--	--	--	110	150	235
\$6,000 and over - \$6,000 et plus .....	205	--	--	--	--	--	--	--	--	--	130
<b>Ottawa</b>											
Wage-earner heads <sup>1</sup> - Chefs salariés <sup>1</sup>	21,700	425	210	600	1,065	1,760	4,130	3,750	3,210	2,320	4,230
Under \$1,000 - Moins de \$1,000 .....	1,050	--	--	100	120	265	135	100	100	--	100
\$1,000-\$1,999 .....	4,575	160	--	250	465	690	1,080	795	490	245	335
\$2,000-\$2,499 .....	5,660	110	--	195	295	610	1,420	1,105	880	530	445
\$2,500-\$2,999 .....	3,605	--	--	130	225	750	800	600	395	580	580
\$3,000-\$3,999 .....	3,755	--	--	--	--	540	660	735	535	1,050	1,050
\$4,000-\$5,999 .....	2,350	--	--	--	--	--	225	370	455	1,170	1,170
\$6,000 and over - \$6,000 et plus .....	705	--	--	--	--	--	--	--	--	550	550
<b>Toronto</b>											
Wage-earner heads <sup>1</sup> - Chefs salariés <sup>1</sup>	42,140	830	105	565	1,565	2,770	6,555	8,340	6,850	5,470	9,090
Under \$1,000 - Moins de \$1,000 .....	2,320	105	--	--	150	190	380	400	295	280	440
\$1,000-\$1,999 .....	8,610	265	--	200	375	610	1,650	1,915	1,295	965	1,300
\$2,000-\$2,499 .....	11,025	195	--	155	550	1,060	1,975	2,385	1,765	1,225	1,680
\$2,500-\$2,999 .....	8,440	115	--	115	290	595	1,365	1,860	1,425	1,120	1,535
\$3,000-\$3,999 .....	7,485	115	--	--	190	280	990	1,395	1,470	1,230	1,785
\$4,000-\$5,999 .....	2,965	--	--	--	--	--	155	345	525	525	1,340
\$6,000 and over - \$6,000 et plus .....	1,295	--	--	--	--	--	--	--	--	125	1,010
<b>Windsor</b>											
Wage-earner heads <sup>1</sup> - Chefs salariés <sup>1</sup>	11,735	190	--	275	715	1,670	3,415	2,440	1,575	815	550
Under \$1,000 - Moins de \$1,000 .....	490	--	--	--	--	--	--	115	--	--	--
\$1,000-\$1,999 .....	1,570	--	--	--	105	220	415	435	185	--	--
\$2,000-\$2,499 .....	2,495	--	--	--	160	460	655	525	320	145	--
\$2,500-\$2,999 .....	3,690	--	--	--	255	560	1,200	660	435	300	105
\$3,000-\$3,999 .....	2,670	--	--	--	140	325	915	515	415	170	135
\$4,000-\$5,999 .....	665	--	--	--	--	--	130	165	140	--	100
\$6,000 and over - \$6,000 et plus .....	155	--	--	--	--	--	--	--	--	--	--
<b>MANITOBA</b>											
Wage-earner heads <sup>1</sup> - Chefs salariés <sup>1</sup>	39,185	2,350	2,730	2,625	3,805	4,320	8,345	6,225	4,030	2,535	2,220
Under \$1,000 - Moins de \$1,000 .....	3,080	510	410	305	375	325	465	305	195	115	--
\$1,000-\$1,999 .....	11,495	865	975	1,085	1,485	1,440	2,520	1,600	845	435	245
\$2,000-\$2,499 .....	11,555	585	695	880	1,205	1,475	2,690	2,135	1,035	580	275
\$2,500-\$2,999 .....	6,250	235	425	210	465	620	1,470	1,110	970	410	335
\$3,000-\$3,999 .....	4,655	110	175	105	215	365	1,025	815	750	690	405
\$4,000-\$5,999 .....	1,650	--	--	--	--	--	155	245	200	260	545
\$6,000 and over - \$6,000 et plus .....	500	--	--	--	--	--	--	--	--	--	340
<b>Rural - Régions rurales</b>											
Wage-earner heads <sup>1</sup> - Chefs salariés <sup>1</sup>	6,165	1,405	1,785	740	525	310	350	565	255	150	--
Under \$1,000 - Moins de \$1,000 .....	675	290	280	--	--	--	--	--	--	--	--
\$1,000-\$1,999 .....	1,865	550	570	260	170	--	--	165	--	--	--
\$2,000-\$2,499 .....	1,805	385	490	260	165	--	--	260	--	--	--

1. Exclusive of wage-earner households with earnings of head "not stated" or "nil". - Moins les ménages de salariés dont le gain du chef n'est pas déclaré ou dont le chef ne déclare aucun gain.

**TABLE 115. Wage-earner tenant non-farm households<sup>1</sup> by earnings of household head, showing monthly rent, for provinces, rural, urban, and cities of 100,000 population and over, 1951 - Continued**

**TABLEAU 115. Ménages de salariés<sup>1</sup> locataires non agricoles selon le gain du chef, et loyer mensuel, provinces, régions rurales et urbaines, et cités de 100,000 et plus, 1951 - suite**

Earnings of household head Gain du chef de ménage	Total	Monthly rent - Loyer mensuel									
		No rent paid - Aucun loyer payé	\$1-14	\$15-19	\$20-24	\$25-29	\$30-39	\$40-49	\$50-59	\$60-69	\$70+
<b>MANITOBA - Con.-fin</b>											
<b>Rural - Con. - Régions rurales-fin</b>											
\$2,500-\$2,999 .....	895	100	310	--	--	--	--	--	--	--	--
\$3,000-\$3,999 .....	550	--	115	--	--	--	100	--	--	--	--
\$4,000-\$5,999 .....	325	--	--	--	--	--	--	--	--	--	--
\$6,000 and over - \$6,000 et plus....	--	--	--	--	--	--	--	--	--	--	--
<b>Urban - Régions urbaines</b>											
Wage-earner heads <sup>1</sup> - Chefs salariés <sup>1</sup>	33,020	945	945	1,885	3,280	4,010	7,995	5,660	3,775	2,385	2,140
Under \$1,000 - Moins de \$1,000 ....	2,405	220	150	235	345	310	455	305	195	115	--
\$1,000-\$1,999 .....	9,630	315	405	825	1,315	1,375	2,460	1,435	830	430	240
\$2,000-\$2,499 .....	9,750	200	205	620	1,040	1,395	2,625	1,875	945	570	275
\$2,500-\$2,999 .....	5,355	135	115	135	380	555	1,390	1,075	875	360	335
\$3,000-\$3,999 .....	4,105	--	--	--	155	320	925	770	720	635	400
\$4,000-\$5,999 .....	1,325	--	--	--	--	--	120	190	185	235	480
\$6,000 and over - \$6,000 et plus....	450	--	--	--	--	--	--	--	--	--	335
<b>Winnipeg</b>											
Wage-earner heads <sup>1</sup> - Chefs salariés <sup>1</sup>	22,665	545	400	1,225	2,225	2,515	5,005	4,280	3,025	1,805	1,640
Under \$1,000 - Moins de \$1,000 ....	1,800	115	--	165	250	210	360	265	185	--	--
\$1,000-\$1,999 .....	6,870	190	210	570	885	895	1,710	1,150	690	380	190
\$2,000-\$2,499 .....	6,895	115	--	370	780	940	1,655	1,495	795	440	225
\$2,500-\$2,999 .....	3,460	--	--	--	235	285	810	780	680	250	235
\$3,000-\$3,999 .....	2,500	--	--	--	--	170	435	485	540	445	275
\$4,000-\$5,999 .....	795	--	--	--	--	--	--	100	115	155	365
\$6,000 and over - \$6,000 et plus....	345	--	--	--	--	--	--	--	--	--	275
<b>SASKATCHEWAN</b>											
Wage-earner heads <sup>1</sup> - Chefs salariés <sup>1</sup>	30,135	3,050	5,280	3,590	3,030	3,195	5,975	3,165	1,680	695	475
Under \$1,000 - Moins de \$1,000 ....	3,025	655	815	420	320	260	310	160	--	--	--
\$1,000-\$1,999 .....	9,840	1,345	1,965	1,525	1,255	1,070	1,560	700	280	--	--
\$2,000-\$2,499 .....	7,785	725	1,370	1,060	775	870	1,715	750	360	110	--
\$2,500-\$2,999 .....	4,470	200	725	395	375	575	1,065	640	275	150	--
\$3,000-\$3,999 .....	3,600	100	330	145	245	340	1,055	655	465	180	--
\$4,000-\$5,999 .....	1,205	--	--	--	--	--	245	220	235	105	150
\$6,000 and over - \$6,000 et plus....	210	--	--	--	--	--	--	--	--	--	--
<b>Rural - Régions rurales</b>											
Wage-earner heads <sup>1</sup> - Chefs salariés <sup>1</sup>	10,580	2,500	4,240	1,780	990	490	430	--	--	--	--
Under \$1,000 - Moins de \$1,000 ....	1,445	585	590	125	--	--	--	--	--	--	--
\$1,000-\$1,999 .....	3,815	1,095	1,505	645	300	110	115	--	--	--	--
\$2,000-\$2,499 .....	2,920	610	1,150	645	295	120	--	--	--	--	--
\$2,500-\$2,999 .....	1,420	120	655	255	155	100	--	--	--	--	--
\$3,000-\$3,999 .....	740	--	280	--	120	--	--	--	--	--	--
\$4,000-\$5,999 .....	190	--	--	--	--	--	--	--	--	--	--
\$6,000 and over - \$6,000 et plus....	--	--	--	--	--	--	--	--	--	--	--
<b>Urban - Régions urbaines</b>											
Wage-earner heads <sup>1</sup> - Chefs salariés <sup>1</sup>	19,555	550	1,040	1,810	2,040	2,705	5,545	3,085	1,640	670	470
Under \$1,000 - Moins de \$1,000 ....	1,580	--	225	295	240	215	290	160	--	--	--
\$1,000-\$1,999 .....	6,025	250	460	880	955	960	1,445	685	255	--	--
\$2,000-\$2,499 .....	4,865	115	220	415	480	750	1,635	735	355	110	--
\$2,500-\$2,999 .....	3,050	--	--	140	220	475	970	615	275	140	--
\$3,000-\$3,999 .....	2,860	--	--	--	125	270	980	645	455	175	--
\$4,000-\$5,999 .....	1,015	--	--	--	--	--	210	215	235	100	150
\$6,000 and over - \$6,000 et plus....	160	--	--	--	--	--	--	--	--	--	--
<b>ALBERTA</b>											
Wage-earner heads <sup>1</sup> - Chefs salariés <sup>1</sup>	45,935	3,290	4,460	3,960	4,115	4,760	9,195	5,850	4,050	2,560	3,695
Under \$1,000 - Moins de \$1,000 ....	4,010	630	635	455	435	330	595	385	230	135	180
\$1,000-\$1,999 .....	12,350	1,160	1,320	1,255	1,610	1,620	2,480	1,405	715	320	465
\$2,000-\$2,499 .....	12,945	900	1,235	1,240	1,050	1,525	2,980	1,650	1,235	565	565
\$2,500-\$2,999 .....	7,280	335	755	570	580	615	1,565	1,040	815	480	525
\$3,000-\$3,999 .....	6,355	175	420	365	350	560	1,270	930	735	700	850
\$4,000-\$5,999 .....	2,415	--	--	--	--	105	265	380	285	295	770
\$6,000 and over - \$6,000 et plus....	580	--	--	--	--	--	--	--	--	--	340
<b>Rural - Régions rurales</b>											
Wage-earner heads <sup>1</sup> - Chefs salariés <sup>1</sup>	10,115	2,235	3,185	1,800	915	745	760	280	--	--	--
Under \$1,000 - Moins de \$1,000 ....	1,145	475	395	130	--	--	--	--	--	--	--
\$1,000-\$1,999 .....	2,745	805	900	405	265	165	165	--	--	--	--
\$2,000-\$2,499 .....	2,865	590	930	645	235	215	170	--	--	--	--
\$2,500-\$2,999 .....	1,635	220	575	330	140	120	160	--	--	--	--

1. Exclusive of wage-earner households with earnings of head "not stated" or "nil". - Moins les ménages de salariés dont le gain du chef n'est pas déclaré ou dont le chef ne déclare aucun gain.

TABLE 115. Wage-earner tenant non-farm households<sup>1</sup> by earnings of household head, showing monthly rent, for provinces, rural, urban, and cities of 100,000 population and over, 1951 - Concluded

TABLEAU 115. Ménages de salariés<sup>1</sup> locataires non agricoles selon le gain du chef, et loyer mensuel, provinces, régions rurales et urbaines, et cités de 100,000 et plus, 1951 - fin

Earnings of household head Gain du chef de ménage	Total	Monthly rent - Loyer mensuel									
		No rent paid - Aucun loyer payé	\$1-14	\$15-19	\$20-24	\$25-29	\$30-39	\$40-49	\$50-59	\$60-69	\$70+
<b>ALBERTA - Con. - fin</b>											
<b>Rural - Con. - Régions rurales - fin</b>											
\$3,000-\$3,999 .....	1,270	--	325	245	155	170	170	--	--	--	--
\$4,000-\$5,999 .....	395	--	--	--	--	--	--	--	--	--	--
\$6,000 and over - \$6,000 et plus....	--	--	--	--	--	--	--	--	--	--	--
<b>Urban - Régions urbaines</b>											
Wage-earner heads <sup>1</sup> - Chefs salariés <sup>1</sup>	35,320	1,055	1,275	2,160	3,200	4,015	8,435	5,570	3,955	2,485	3,670
Under \$1,000 - Moins de \$1,000 ....	2,865	155	240	325	370	300	565	370	225	135	180
\$1,000-\$1,999 .....	9,605	355	420	850	1,345	1,455	2,315	1,380	700	320	465
\$2,000-\$2,499 .....	10,080	310	305	595	815	1,310	2,810	1,590	1,225	560	560
\$2,500-\$2,999 .....	5,645	115	180	240	440	495	1,405	985	795	470	520
\$3,000-\$3,999 .....	5,085	--	--	120	195	390	1,100	865	710	680	840
\$4,000-\$5,999 .....	2,020	--	--	--	--	--	215	330	275	255	765
\$6,000 and over - \$6,000 et plus....	520	--	--	--	--	--	--	--	--	--	340
<b>Calgary</b>											
Wage-earner heads <sup>1</sup> - Chefs salariés <sup>1</sup>	11,865	225	265	680	1,030	1,355	2,530	1,850	1,510	910	1,460
Under \$1,000 - Moins de \$1,000 ....	955	--	--	145	--	100	175	125	--	--	--
\$1,000-\$1,999 .....	2,985	--	100	250	435	500	655	445	230	115	185
\$2,000-\$2,499 .....	3,390	--	--	185	275	490	850	530	460	245	225
\$2,500-\$2,999 .....	1,970	--	--	--	165	130	490	365	350	165	190
\$3,000-\$3,999 .....	1,655	--	--	--	--	125	355	250	275	200	320
\$4,000-\$5,999 .....	710	--	--	--	--	--	--	130	--	110	310
\$6,000 and over - \$6,000 et plus....	200	--	--	--	--	--	--	--	--	--	150
<b>Edmonton</b>											
Wage-earner heads <sup>1</sup> - Chefs salariés <sup>1</sup>	13,040	180	245	495	955	1,245	3,135	2,075	1,540	1,235	1,935
Under \$1,000 - Moins de \$1,000 ....	1,065	--	--	--	150	100	245	160	--	--	--
\$1,000-\$1,999 .....	3,535	--	--	235	495	475	900	560	320	175	235
\$2,000-\$2,499 .....	3,600	--	--	120	235	375	1,075	625	490	260	305
\$2,500-\$2,999 .....	2,010	--	--	--	--	175	505	380	285	250	285
\$3,000-\$3,999 .....	1,345	--	--	--	--	105	335	255	255	345	470
\$4,000-\$5,999 .....	765	--	--	--	--	--	--	--	--	100	390
\$6,000 and over - \$6,000 et plus....	220	--	--	--	--	--	--	--	--	--	165
<b>BRITISH COLUMBIA</b>											
Wage-earner heads <sup>1</sup> - Chefs salariés <sup>1</sup>	69,135	5,510	5,585	4,585	5,940	7,975	14,290	11,230	6,365	3,805	3,850
Under \$1,000 - Moins de \$1,000 ....	5,850	885	620	460	580	740	1,000	670	360	275	260
\$1,000-\$1,999 .....	16,025	1,830	1,310	1,140	1,375	2,180	3,455	2,400	1,230	640	465
\$2,000-\$2,499 .....	17,905	1,245	1,385	1,060	1,700	2,125	4,245	3,275	1,580	790	500
\$2,500-\$2,999 .....	13,300	660	1,135	905	1,160	1,575	2,890	2,280	1,515	630	550
\$3,000-\$3,999 .....	11,485	605	905	760	825	1,120	2,170	2,035	1,165	995	905
\$4,000-\$5,999 .....	3,625	235	185	235	255	175	470	470	390	380	830
\$6,000 and over - \$6,000 et plus....	945	--	--	--	--	--	--	100	125	--	340
<b>Rural - Régions rurales</b>											
Wage-earner heads <sup>1</sup> - Chefs salariés <sup>1</sup>	19,085	3,965	4,275	2,525	2,235	1,975	2,300	1,040	420	170	180
Under \$1,000 - Moins de \$1,000 ....	1,645	620	420	170	120	125	105	--	--	--	--
\$1,000-\$1,999 .....	4,390	1,365	920	515	430	500	445	145	--	--	--
\$2,000-\$2,499 .....	4,485	790	1,040	340	585	455	600	355	--	--	--
\$2,500-\$2,999 .....	3,570	455	940	560	425	385	415	205	145	--	--
\$3,000-\$3,999 .....	3,510	475	770	535	430	405	470	180	--	--	--
\$4,000-\$5,999 .....	1,190	210	140	185	200	--	240	--	--	--	--
\$6,000 and over - \$6,000 et plus....	295	--	--	--	--	--	--	--	--	--	--
<b>Urban - Régions urbaines</b>											
Wage-earner heads <sup>1</sup> - Chefs salariés <sup>1</sup>	50,050	1,545	1,310	2,060	3,705	6,000	11,990	10,190	5,945	3,635	3,670
Under \$1,000 - Moins de \$1,000 ....	4,205	265	200	290	460	615	895	625	330	270	255
\$1,000-\$1,999 .....	11,635	465	390	625	945	1,680	3,010	2,255	1,180	625	460
\$2,000-\$2,499 .....	13,420	455	345	520	1,115	1,670	3,645	2,920	1,515	760	475
\$2,500-\$2,999 .....	9,730	205	195	345	735	1,190	2,475	2,075	1,370	615	525
\$3,000-\$3,999 .....	7,975	130	135	225	395	715	1,700	1,855	1,070	925	825
\$4,000-\$5,999 .....	2,435	--	--	--	--	105	230	390	385	345	805
\$6,000 and over - \$6,000 et plus....	650	--	--	--	--	--	--	--	--	--	325
<b>Vancouver</b>											
Wage-earner heads <sup>1</sup> - Chefs salariés <sup>1</sup>	24,305	600	360	705	1,410	2,325	5,475	5,415	3,315	2,225	2,475
Under \$1,000 - Moins de \$1,000 ....	2,445	105	--	145	240	320	570	435	180	210	165
\$1,000-\$1,999 .....	6,260	165	100	240	405	770	1,645	1,375	740	465	355
\$2,000-\$2,499 .....	6,570	190	--	135	465	715	1,685	1,575	900	490	325
\$2,500-\$2,999 .....	4,210	--	--	--	230	310	960	1,000	795	320	365
\$3,000-\$3,999 .....	3,395	--	--	--	--	190	570	865	515	515	530
\$4,000-\$5,999 .....	1,055	--	--	--	--	--	--	140	130	170	505
\$6,000 and over - \$6,000 et plus....	370	--	--	--	--	--	--	--	--	--	230

1. Exclusive of wage-earner households with earnings of head "not stated" or "nil". - Moins les ménages de salariés dont le gain du chef n'est pas déclaré ou dont le chef ne déclare aucun gain.

**TABLE 116. Wage-earner owner non-farm households<sup>1</sup> by earnings of household head, showing the number with and without mortgages, for provinces, rural, urban, and cities of 100,000 population and over, 1951**

**TABLEAU 116. Ménages de salariés<sup>1</sup> propriétaires non agricoles selon le gain du chef, et nombre de ménages hypothéqués et non hypothéqués, provinces, régions rurales et urbaines, et cités de 100,000 et plus, 1951**

Note. Corresponding statistics for cities of 30,000-99,999 population are available, and may be obtained upon request.  
Nota. Les chiffres correspondants pour les cités de 30,000-99,999 sont disponibles; on peut se les procurer sur demande.

Earnings of household head Gain du chef de ménage	Total	Households reporting: Ménages:		Earnings of household head Gain du chef de ménage	Total	Households reporting: Ménages:	
		No mortgage Non hypothéqués	A mortgage Hypothéqués			No mortgage Non hypothéqués	A mortgage Hypothéqués
<b>CANADA</b>				<b>PRINCE EDWARD ISLAND - Con.-fin</b>			
<b>Wage-earner heads<sup>1</sup> - Chefs salariés<sup>1</sup></b>				<b>Wage-earner heads<sup>1</sup> - Chefs salariés<sup>1</sup></b>			
Under \$1,000 - Moins de \$1,000	944,880	564,405	380,475	Under \$1,000 - Moins de \$1,000	1,850	1,360	490
\$1,000-\$1,999	76,625	64,520	12,105	\$1,000-\$1,999	710	630	--
\$2,000-\$2,499	197,715	144,405	53,310	\$2,000-\$2,499	615	430	185
\$2,500-\$2,999	224,545	135,900	88,645	\$2,500-\$2,999	305	180	125
\$3,000-\$3,999	185,870	98,590	87,280	\$3,000-\$3,999	--	--	--
\$4,000-\$5,999	166,335	79,275	87,060	\$4,000-\$5,999	120	--	--
\$6,000 and over - \$6,000 et plus	65,590	28,300	37,290	\$6,000 and over - \$6,000 et plus	--	--	--
	28,200	13,415	14,785		--	--	--
<b>Rural - Régions rurales</b>				<b>Urban - Régions urbaines</b>			
Wage-earner heads <sup>1</sup> - Chefs salariés <sup>1</sup>	197,425	160,490	36,935	Wage-earner heads <sup>1</sup> - Chefs salariés <sup>1</sup>	1,530	955	575
Under \$1,000 - Moins de \$1,000	41,130	38,220	2,910	Under \$1,000 - Moins de \$1,000	170	115	--
\$1,000-\$1,999	68,485	58,795	9,690	\$1,000-\$1,999	675	420	255
\$2,000-\$2,499	40,480	31,340	9,140	\$2,000-\$2,499	285	170	115
\$2,500-\$2,999	23,730	16,770	6,960	\$2,500-\$2,999	180	--	--
\$3,000-\$3,999	17,600	11,645	5,955	\$3,000-\$3,999	150	--	--
\$4,000-\$5,999	4,860	2,860	1,800	\$4,000-\$5,999	--	--	--
\$6,000 and over - \$6,000 et plus	1,340	860	480	\$6,000 and over - \$6,000 et plus	--	--	--
<b>Urban - Régions urbaines</b>				<b>NOVA SCOTIA</b>			
Wage-earner heads <sup>1</sup> - Chefs salariés <sup>1</sup>	747,455	403,915	343,540	Wage-earner heads <sup>1</sup> - Chefs salariés <sup>1</sup>	50,285	37,760	12,525
Under \$1,000 - Moins de \$1,000	35,495	26,300	9,195	Under \$1,000 - Moins de \$1,000	7,915	7,270	645
\$1,000-\$1,999	129,230	85,610	43,620	\$1,000-\$1,999	15,740	12,650	3,090
\$2,000-\$2,499	184,065	104,560	79,505	\$2,000-\$2,499	11,075	8,055	3,020
\$2,500-\$2,999	162,140	81,820	80,320	\$2,500-\$2,999	8,035	5,335	2,670
\$3,000-\$3,999	148,735	67,630	81,105	\$3,000-\$3,999	5,255	3,195	2,060
\$4,000-\$5,999	60,930	25,440	35,490	\$4,000-\$5,999	1,755	945	810
\$6,000 and over - \$6,000 et plus	26,860	12,555	14,305	\$6,000 and over - \$6,000 et plus	540	310	230
<b>NEWFOUNDLAND</b>				<b>Rural - Régions rurales</b>			
Wage-earner heads <sup>1</sup> - Chefs salariés <sup>1</sup>	27,425	25,995	1,430	Wage-earner heads <sup>1</sup> - Chefs salariés <sup>1</sup>	18,330	16,445	1,885
Under \$1,000 - Moins de \$1,000	10,005	9,965	--	Under \$1,000 - Moins de \$1,000	5,675	5,395	280
\$1,000-\$1,999	8,040	7,795	245	\$1,000-\$1,999	7,730	6,895	835
\$2,000-\$2,499	3,635	3,340	295	\$2,000-\$2,499	2,690	2,310	380
\$2,500-\$2,999	2,305	2,060	245	\$2,500-\$2,999	1,410	1,145	265
\$3,000-\$3,999	2,255	1,870	385	\$3,000-\$3,999	615	545	--
\$4,000-\$5,999	890	725	165	\$4,000-\$5,999	180	130	--
\$6,000 and over - \$6,000 et plus	295	240	--	\$6,000 and over - \$6,000 et plus	--	--	--
<b>Urban - Régions urbaines</b>				<b>Urban - Régions urbaines</b>			
Wage-earner heads <sup>1</sup> - Chefs salariés <sup>1</sup>	14,060	14,020	--	Wage-earner heads <sup>1</sup> - Chefs salariés <sup>1</sup>	31,955	21,315	10,640
Under \$1,000 - Moins de \$1,000	7,925	7,920	--	Under \$1,000 - Moins de \$1,000	2,240	1,875	365
\$1,000-\$1,999	4,550	4,530	--	\$1,000-\$1,999	8,010	5,755	2,255
\$2,000-\$2,499	1,055	1,050	--	\$2,000-\$2,499	8,385	5,745	2,640
\$2,500-\$2,999	305	305	--	\$2,500-\$2,999	6,595	4,190	2,405
\$3,000-\$3,999	185	175	--	\$3,000-\$3,999	4,640	2,650	1,990
\$4,000-\$5,999	--	--	--	\$4,000-\$5,999	1,575	815	760
\$6,000 and over - \$6,000 et plus	--	--	--	\$6,000 and over - \$6,000 et plus	510	285	225
<b>Urban - Régions urbaines</b>				<b>NEW BRUNSWICK</b>			
Wage-earner heads <sup>1</sup> - Chefs salariés <sup>1</sup>	13,365	11,975	1,390	Wage-earner heads <sup>1</sup> - Chefs salariés <sup>1</sup>	29,975	23,675	6,300
Under \$1,000 - Moins de \$1,000	2,080	2,045	--	Under \$1,000 - Moins de \$1,000	4,810	4,410	400
\$1,000-\$1,999	3,490	3,265	225	\$1,000-\$1,999	11,110	9,515	1,595
\$2,000-\$2,499	2,580	2,290	290	\$2,000-\$2,499	5,955	4,350	1,605
\$2,500-\$2,999	2,000	1,755	245	\$2,500-\$2,999	3,715	2,570	1,145
\$3,000-\$3,999	2,070	1,695	375	\$3,000-\$3,999	2,970	2,020	950
\$4,000-\$5,999	860	695	165	\$4,000-\$5,999	1,105	625	480
\$6,000 and over - \$6,000 et plus	285	230	--	\$6,000 and over - \$6,000 et plus	310	185	125
<b>PRINCE EDWARD ISLAND</b>				<b>Rural - Régions rurales</b>			
Wage-earner heads <sup>1</sup> - Chefs salariés <sup>1</sup>	3,380	2,315	1,065	Wage-earner heads <sup>1</sup> - Chefs salariés <sup>1</sup>	14,315	12,835	1,480
Under \$1,000 - Moins de \$1,000	880	745	135	Under \$1,000 - Moins de \$1,000	3,605	3,435	170
\$1,000-\$1,999	1,290	850	440	\$1,000-\$1,999	6,440	5,900	540
\$2,000-\$2,499	590	350	240	\$2,000-\$2,499	2,305	1,970	335
\$2,500-\$2,999	230	125	105	\$2,500-\$2,999	1,040	845	195
\$3,000-\$3,999	270	160	110	\$3,000-\$3,999	765	585	180
\$4,000-\$5,999	--	--	--	\$4,000-\$5,999	140	--	--
\$6,000 and over - \$6,000 et plus	--	--	--	\$6,000 and over - \$6,000 et plus	--	--	--

1. Exclusive of wage-earner households with earnings of head "not stated" or "nil". - Moins les ménages de salariés dont le gain du chef n'est pas déclaré ou dont le chef ne déclare aucun gain.

**TABLE 116. Wage-earner owner non-farm households<sup>1</sup> by earnings of household head, showing the number with and without mortgages, for provinces, rural, urban, and cities of 100,000 population and over, 1951 - Continued**  
**TABLEAU 116. Ménages de salariés<sup>1</sup> propriétaires non agricoles selon le gain du chef, et nombre de ménages hypothéqués et non hypothéqués, provinces, régions rurales et urbaines, et cités de 100,000 et plus, 1951 - suite**

Earnings of household head Gain du chef de ménage	Total	Households reporting: Ménages:		Earnings of household head Gain du chef de ménage	Total	Households reporting: Ménages:	
		No mortgage Non hypothéqués	A mortgage Hypothéqués			No mortgage Non hypothéqués	A mortgage Hypothéqués
<b>NEW BRUNSWICK - Con.-fin</b>				<b>ONTARIO - Con.-fin</b>			
<b>Urban - Régions urbaines</b>				<b>Rural - Régions rurales</b>			
Wage-earner heads <sup>1</sup> - Chefs salariés <sup>1</sup>	15,660	10,840	4,820	Wage-earner heads <sup>1</sup> - Chefs salariés <sup>1</sup>	62,285	43,790	18,495
Under \$1,000 - Moins de \$1,000	1,205	975	230	Under \$1,000 - Moins de \$1,000	6,630	5,785	845
\$1,000-\$1,999	4,670	3,615	1,055	\$1,000-\$1,999	17,100	13,880	3,220
\$2,000-\$2,499	3,650	2,380	1,270	\$2,000-\$2,499	15,330	10,725	4,605
\$2,500-\$2,999	2,675	1,725	950	\$2,500-\$2,999	11,005	6,740	4,265
\$3,000-\$3,999	2,205	1,435	770	\$3,000-\$3,999	8,975	4,950	4,025
\$4,000-\$5,999	965	530	435	\$4,000-\$5,999	2,490	1,300	1,190
\$6,000 and over - \$6,000 et plus	290	180	110	\$6,000 and over - \$6,000 et plus	755	410	345
<b>QUÉBEC</b>				<b>Urban - Régions urbaines</b>			
Wage-earner heads <sup>1</sup> - Chefs salariés <sup>1</sup>	159,070	97,435	61,635	Wage-earner heads <sup>1</sup> - Chefs salariés <sup>1</sup>	356,400	170,530	185,870
Under \$1,000 - Moins de \$1,000	15,840	12,920	2,920	Under \$1,000 - Moins de \$1,000	12,765	8,760	4,005
\$1,000-\$1,999	45,810	32,360	13,450	\$1,000-\$1,999	48,885	30,190	18,695
\$2,000-\$2,499	37,255	22,315	14,940	\$2,000-\$2,499	83,000	42,870	40,130
\$2,500-\$2,999	24,790	13,385	11,405	\$2,500-\$2,999	84,215	37,965	46,250
\$3,000-\$3,999	19,935	9,660	10,275	\$3,000-\$3,999	80,730	32,770	47,960
\$4,000-\$5,999	9,525	4,040	5,485	\$4,000-\$5,999	32,695	11,790	20,905
\$6,000 and over - \$6,000 et plus	5,915	2,755	3,160	\$6,000 and over - \$6,000 et plus	14,110	6,185	7,925
<b>Rural - Régions rurales</b>				<b>Hamilton</b>			
Wage-earner heads <sup>1</sup> - Chefs salariés <sup>1</sup>	41,070	32,790	8,280	Wage-earner heads <sup>1</sup> - Chefs salariés <sup>1</sup>	25,505	11,335	14,170
Under \$1,000 - Moins de \$1,000	9,555	8,480	1,075	Under \$1,000 - Moins de \$1,000	680	390	290
\$1,000-\$1,999	18,275	14,835	3,440	\$1,000-\$1,999	2,730	1,475	1,255
\$2,000-\$2,499	7,375	5,475	1,900	\$2,000-\$2,499	5,610	2,745	2,865
\$2,500-\$2,999	3,180	2,260	920	\$2,500-\$2,999	7,280	2,870	4,410
\$3,000-\$3,999	1,870	1,220	650	\$3,000-\$3,999	6,635	2,750	3,885
\$4,000-\$5,999	650	420	230	\$4,000-\$5,999	1,915	755	1,160
\$6,000 and over - \$6,000 et plus	165	100	--	\$6,000 and over - \$6,000 et plus	655	350	305
<b>Urban - Régions urbaines</b>				<b>Ottawa</b>			
Wage-earner heads <sup>1</sup> - Chefs salariés <sup>1</sup>	118,000	64,645	53,355	Wage-earner heads <sup>1</sup> - Chefs salariés <sup>1</sup>	13,420	5,300	8,120
Under \$1,000 - Moins de \$1,000	6,285	4,440	1,845	Under \$1,000 - Moins de \$1,000	435	280	155
\$1,000-\$1,999	27,535	17,525	10,010	\$1,000-\$1,999	1,760	1,050	710
\$2,000-\$2,499	29,880	16,840	13,040	\$2,000-\$2,499	2,755	1,265	1,490
\$2,500-\$2,999	21,610	11,125	10,485	\$2,500-\$2,999	2,305	890	1,415
\$3,000-\$3,999	18,065	8,440	9,625	\$3,000-\$3,999	2,925	875	2,050
\$4,000-\$5,999	8,875	3,620	5,255	\$4,000-\$5,999	2,340	650	1,690
\$6,000 and over - \$6,000 et plus	5,750	2,655	3,095	\$6,000 and over - \$6,000 et plus	900	290	610
<b>Montréal</b>				<b>Toronto</b>			
Wage-earner heads <sup>1</sup> - Chefs salariés <sup>1</sup>	23,725	9,645	14,080	Wage-earner heads <sup>1</sup> - Chefs salariés <sup>1</sup>	59,390	25,460	33,930
Under \$1,000 - Moins de \$1,000	650	335	315	Under \$1,000 - Moins de \$1,000	2,125	1,055	1,070
\$1,000-\$1,999	3,835	2,040	1,795	\$1,000-\$1,999	9,085	4,400	4,685
\$2,000-\$2,499	5,810	2,500	3,310	\$2,000-\$2,499	15,095	6,435	8,660
\$2,500-\$2,999	4,865	1,895	2,970	\$2,500-\$2,999	13,420	5,420	8,000
\$3,000-\$3,999	4,550	1,525	3,025	\$3,000-\$3,999	11,445	4,565	6,880
\$4,000-\$5,999	2,520	785	1,735	\$4,000-\$5,999	5,070	2,025	3,045
\$6,000 and over - \$6,000 et plus	1,495	565	930	\$6,000 and over - \$6,000 et plus	3,150	1,560	1,590
<b>Québec</b>				<b>Windsor</b>			
Wage-earner heads <sup>1</sup> - Chefs salariés <sup>1</sup>	4,620	2,410	2,210	Wage-earner heads <sup>1</sup> - Chefs salariés <sup>1</sup>	12,390	7,045	5,345
Under \$1,000 - Moins de \$1,000	145	--	--	Under \$1,000 - Moins de \$1,000	285	160	125
\$1,000-\$1,999	1,340	745	595	\$1,000-\$1,999	875	545	330
\$2,000-\$2,499	1,310	655	655	\$2,000-\$2,499	2,430	1,430	1,000
\$2,500-\$2,999	715	360	355	\$2,500-\$2,999	3,745	2,100	1,645
\$3,000-\$3,999	615	280	335	\$3,000-\$3,999	3,540	1,990	1,550
\$4,000-\$5,999	350	185	165	\$4,000-\$5,999	1,165	635	530
\$6,000 and over - \$6,000 et plus	145	105	--	\$6,000 and over - \$6,000 et plus	350	185	165
<b>ONTARIO</b>				<b>MANITOBA</b>			
Wage-earner heads <sup>1</sup> - Chefs salariés <sup>1</sup>	418,685	214,320	204,365	Wage-earner heads <sup>1</sup> - Chefs salariés <sup>1</sup>	54,475	32,295	22,180
Under \$1,000 - Moins de \$1,000	19,395	14,545	4,850	Under \$1,000 - Moins de \$1,000	3,955	3,300	655
\$1,000-\$1,999	65,985	44,070	21,915	\$1,000-\$1,999	11,500	8,110	3,390
\$2,000-\$2,499	98,330	53,595	44,735	\$2,000-\$2,499	14,765	8,820	5,945
\$2,500-\$2,999	95,220	44,705	50,515	\$2,500-\$2,999	10,040	5,285	4,755
\$3,000-\$3,999	89,705	37,720	51,985	\$3,000-\$3,999	8,820	4,130	4,690
\$4,000-\$5,999	35,185	13,090	22,095	\$4,000-\$5,999	3,770	1,820	1,950
\$6,000 and over - \$6,000 et plus	14,865	6,595	8,270	\$6,000 and over - \$6,000 et plus	1,625	830	795
<b>Rural - Régions rurales</b>				<b>Rural - Régions rurales</b>			
Wage-earner heads <sup>1</sup> - Chefs salariés <sup>1</sup>	6,355	5,805	550	Wage-earner heads <sup>1</sup> - Chefs salariés <sup>1</sup>	6,355	5,805	550
Under \$1,000 - Moins de \$1,000	1,655	1,555	100	Under \$1,000 - Moins de \$1,000	1,655	1,555	100
\$1,000-\$1,999	2,485	2,265	220	\$1,000-\$1,999	2,485	2,265	220
\$2,000-\$2,499	1,175	1,080	--	\$2,000-\$2,499	1,175	1,080	--

1. Exclusive of wage-earner households with earnings of head "not stated" or "nil". - Moins les ménages de salariés dont le gain du chef n'est pas déclaré ou dont le chef ne déclare aucun gain.

TABLE 116. Wage-earner owner non-farm households<sup>1</sup> by earnings of household head, showing the number with and without mortgages, for provinces, rural, urban, and cities of 100,000 population and over, 1951 - Concluded

TABLEAU 116. Ménages de salariés<sup>1</sup> propriétaires non agricoles selon le gain du chef, et nombre de ménages hypothéqués et non hypothéqués, provinces, régions rurales et urbaines, et cités de 100,000 et plus, 1951 - fin

Earnings of household head Gain du chef de ménage	Total	Households reporting: Ménages:		Earnings of household head Gain du chef de ménage	Total	Households reporting: Ménages:	
		No mortgage Non hypothéqués	A mortgage Hypothéqués			No mortgage Non hypothéqués	A mortgage Hypothéqués
<b>MANITOBA - Con.-fin</b>				<b>ALBERTA - Con.-fin</b>			
<b>Rural - Con. - Régions rurales - fin</b>				<b>Rural - Con. - Régions rurales - fin</b>			
\$2,500-\$2,999	580	495	--	\$3,000-\$3,999	1,125	1,025	100
\$3,000-\$3,999	365	340	--	\$4,000-\$5,999	350	310	--
\$4,000-\$5,999	--	--	--	\$6,000 and over - \$6,000 et plus	--	--	--
\$6,000 and over - \$6,000 et plus	--	--	--				
<b>Urban - Régions urbaines</b>				<b>Urban - Régions urbaines</b>			
<b>Wage-earner heads<sup>1</sup> - Chefs salariés<sup>1</sup></b>				<b>Wage-earner heads<sup>1</sup> - Chefs salariés<sup>1</sup></b>			
Under \$1,000 - Moins de \$1,000	48,120	26,490	21,630	Under \$1,000 - Moins de \$1,000	46,500	28,425	18,075
\$1,000-\$1,999	2,300	1,745	555	\$1,000-\$1,999	2,275	1,735	540
\$2,000-\$2,499	9,015	5,845	3,170	\$2,000-\$2,499	8,305	6,125	2,180
\$2,500-\$2,999	13,590	7,740	5,850	\$2,500-\$2,999	12,655	8,205	4,450
\$3,000-\$3,999	9,460	4,790	4,670	\$3,000-\$3,999	9,310	5,390	3,920
\$4,000-\$5,999	8,455	3,790	4,665	\$4,000-\$5,999	8,655	4,465	4,190
\$6,000 and over - \$6,000 et plus	3,690	1,765	1,925	\$6,000 and over - \$6,000 et plus	3,885	1,865	2,020
	1,610	815	795		1,415	640	775
<b>Winnipeg</b>				<b>Calgary</b>			
<b>Wage-earner heads<sup>1</sup> - Chefs salariés<sup>1</sup></b>				<b>Wage-earner heads<sup>1</sup> - Chefs salariés<sup>1</sup></b>			
Under \$1,000 - Moins de \$1,000	21,860	11,645	10,215	Under \$1,000 - Moins de \$1,000	13,635	7,030	6,605
\$1,000-\$1,999	830	530	300	\$1,000-\$1,999	475	345	130
\$2,000-\$2,499	3,635	2,100	1,535	\$2,000-\$2,499	1,750	1,090	660
\$2,500-\$2,999	6,410	3,625	2,785	\$2,500-\$2,999	3,545	2,005	1,540
\$3,000-\$3,999	4,455	2,345	2,110	\$3,000-\$3,999	3,140	1,570	1,570
\$4,000-\$5,999	3,720	1,590	2,130	\$4,000-\$5,999	2,755	1,180	1,575
\$6,000 and over - \$6,000 et plus	1,770	865	905	\$6,000 and over - \$6,000 et plus	1,365	570	795
	1,040	590	450		605	270	335
<b>SASKATCHEWAN</b>				<b>Edmonton</b>			
<b>Wage-earner heads<sup>1</sup> - Chefs salariés<sup>1</sup></b>				<b>Wage-earner heads<sup>1</sup> - Chefs salariés<sup>1</sup></b>			
Under \$1,000 - Moins de \$1,000	32,515	26,325	6,190	Under \$1,000 - Moins de \$1,000	17,015	8,890	8,125
\$1,000-\$1,999	3,725	3,410	315	\$1,000-\$1,999	730	480	250
\$2,000-\$2,499	8,950	7,885	1,065	\$2,000-\$2,499	2,780	1,845	935
\$2,500-\$2,999	8,325	6,690	1,635	\$2,500-\$2,999	4,390	2,540	1,850
\$3,000-\$3,999	5,205	3,980	1,225	\$3,000-\$3,999	3,325	1,645	1,680
\$4,000-\$5,999	4,250	2,975	1,275	\$4,000-\$5,999	3,485	1,460	2,025
\$6,000 and over - \$6,000 et plus	1,600	1,090	510	\$6,000 and over - \$6,000 et plus	1,655	660	995
	460	295	165		650	260	390
<b>BRITISH COLUMBIA</b>				<b>BRITISH COLUMBIA</b>			
<b>Wage-earner heads<sup>1</sup> - Chefs salariés<sup>1</sup></b>				<b>Wage-earner heads<sup>1</sup> - Chefs salariés<sup>1</sup></b>			
Under \$1,000 - Moins de \$1,000	8,260	7,875	385	Under \$1,000 - Moins de \$1,000	113,180	67,105	46,075
\$1,000-\$1,999	2,040	1,965	--	\$1,000-\$1,999	6,345	4,805	1,540
\$2,000-\$2,499	3,365	3,265	100	\$2,000-\$2,499	18,360	12,550	5,810
\$2,500-\$2,999	1,850	1,705	145	\$2,500-\$2,999	29,635	18,000	11,635
\$3,000-\$3,999	610	575	--	\$3,000-\$3,999	25,635	14,490	11,145
\$4,000-\$5,999	320	300	--	\$4,000-\$5,999	23,095	12,055	11,040
\$6,000 and over - \$6,000 et plus	--	--	--	\$6,000 and over - \$6,000 et plus	7,460	3,745	3,715
	--	--	--		2,650	1,460	1,190
<b>ALBERTA</b>				<b>ALBERTA</b>			
<b>Wage-earner heads<sup>1</sup> - Chefs salariés<sup>1</sup></b>				<b>Wage-earner heads<sup>1</sup> - Chefs salariés<sup>1</sup></b>			
Under \$1,000 - Moins de \$1,000	24,255	18,450	5,805	Under \$1,000 - Moins de \$1,000	21,510	16,815	4,695
\$1,000-\$1,999	1,685	1,445	240	\$1,000-\$1,999	1,855	1,640	215
\$2,000-\$2,499	5,585	4,620	965	\$2,000-\$2,499	5,300	4,300	1,000
\$2,500-\$2,999	6,475	4,985	1,490	\$2,500-\$2,999	6,070	4,665	1,405
\$3,000-\$3,999	4,595	3,405	1,190	\$3,000-\$3,999	4,115	3,100	1,015
\$4,000-\$5,999	3,930	2,675	1,255	\$4,000-\$5,999	3,260	2,435	825
\$6,000 and over - \$6,000 et plus	1,535	1,035	500	\$6,000 and over - \$6,000 et plus	655	460	195
	450	285	165		255	215	--
<b>ALBERTA</b>				<b>ALBERTA</b>			
<b>Wage-earner heads<sup>1</sup> - Chefs salariés<sup>1</sup></b>				<b>Wage-earner heads<sup>1</sup> - Chefs salariés<sup>1</sup></b>			
Under \$1,000 - Moins de \$1,000	55,890	37,180	18,710	Under \$1,000 - Moins de \$1,000	91,670	50,290	41,380
\$1,000-\$1,999	3,755	3,150	605	\$1,000-\$1,999	4,490	3,165	1,325
\$2,000-\$2,499	10,930	8,620	2,310	\$2,000-\$2,499	13,060	8,250	4,810
\$2,500-\$2,999	14,980	10,385	4,595	\$2,500-\$2,999	23,565	13,335	10,230
\$3,000-\$3,999	10,725	6,655	4,070	\$3,000-\$3,999	21,520	11,390	10,130
\$4,000-\$5,999	9,780	5,490	4,290	\$4,000-\$5,999	19,835	9,620	10,215
\$6,000 and over - \$6,000 et plus	4,235	2,175	2,060	\$6,000 and over - \$6,000 et plus	6,805	3,285	3,520
	1,485	705	780		2,395	1,245	1,150
<b>ALBERTA</b>				<b>ALBERTA</b>			
<b>Wage-earner heads<sup>1</sup> - Chefs salariés<sup>1</sup></b>				<b>Wage-earner heads<sup>1</sup> - Chefs salariés<sup>1</sup></b>			
Under \$1,000 - Moins de \$1,000	9,390	8,755	635	Under \$1,000 - Moins de \$1,000	37,470	18,805	18,665
\$1,000-\$1,999	1,480	1,415	--	\$1,000-\$1,999	1,800	1,135	665
\$2,000-\$2,499	2,625	2,495	130	\$2,000-\$2,499	5,350	3,075	2,275
\$2,500-\$2,999	2,325	2,180	145	\$2,500-\$2,999	9,460	4,785	4,675
\$6,000 and over - \$6,000 et plus	1,415	1,265	150	\$3,000-\$3,999	8,035	4,075	3,960
				\$4,000-\$5,999	8,085	3,610	4,475
				\$6,000 and over - \$6,000 et plus	3,230	1,450	1,780
					1,510	790	720

<sup>1</sup> Exclusive of wage-earner households with earnings of head "not stated" or "nil". - Moins les ménages de salariés dont le gain du chef n'est pas déclaré ou dont le chef ne déclare aucun gain.

**TABLE 117. Households by service of household head in World War II and tenure showing specified dwelling attributes, for provinces, rural, urban, and cities of 30,000 population and over, 1951**

**TABLEAU 117. Ménages selon le service du chef dans la II<sup>e</sup> Guerre Mondiale et le mode d'occupation, et certains attributs de logement, provinces, régions rurales et urbaines, et cités de 30,000 et plus, 1951**

Service of household head in World War II, and tenure — Service du chef de ménage dans la II <sup>e</sup> Guerre Mondiale et mode d'occupation	Total	Type of dwelling — Genre de logement			Dwellings in need of major repair — Logements ayant besoin de réparations importantes	Average number of rooms per dwelling — Moyenne de pièces par logement	Dwellings with: — Logements pourvus de:		
		Single detached — Unique- maison seule	Single attached — Unique- maison attenant	Apartments and flats — Appartements et plain-pied			Running water — Eau courante	Flush toilet (exclusive use) — Toilettes avec chasse d'eau (usage exclusif)	Bath or shower (exclusive use) — Baignoire ou douche (usage exclusif)
<b>CANADA</b>									
<b>All household heads — Tous chefs de ménage</b>	<b>3,409,295</b>	<b>2,275,615</b>	<b>237,055</b>	<b>885,565</b>	<b>457,570</b>	<b>5.3</b>	<b>2,523,605</b>	<b>2,187,025</b>	<b>1,938,095</b>
Owner — Propriétaires	2,236,955	1,898,950	144,710	186,425	285,120	5.8	1,523,680	1,317,320	1,191,175
Tenant — Locataires	1,172,340	376,665	92,945	699,140	172,450	4.5	999,925	869,705	746,920
<b>No service in World War II — Aucun service dans la II<sup>e</sup> Guerre Mondiale</b>	<b>2,791,270</b>	<b>1,876,020</b>	<b>194,370</b>	<b>712,635</b>	<b>392,010</b>	<b>5.4</b>	<b>2,018,250</b>	<b>1,741,905</b>	<b>1,523,840</b>
Owner — Propriétaires	1,905,025	1,607,230	125,150	166,875	254,385	5.9	1,268,090	1,088,450	972,065
Tenant — Locataires	886,245	268,790	69,220	545,760	137,625	4.6	750,160	653,455	551,775
<b>Service in World War II — Service dans la II<sup>e</sup> Guerre Mondiale</b>	<b>618,025</b>	<b>399,595</b>	<b>43,285</b>	<b>172,930</b>	<b>65,560</b>	<b>4.9</b>	<b>505,355</b>	<b>445,120</b>	<b>414,255</b>
Owner — Propriétaires	331,930	291,720	19,560	19,550	30,735	5.3	255,590	228,870	219,110
Tenant — Locataires	286,095	107,875	23,725	153,380	34,825	4.4	249,765	216,250	195,145
<b>Rural — Régions rurales</b>									
<b>All household heads — Tous chefs de ménage</b>	<b>1,254,260</b>	<b>1,131,610</b>	<b>58,875</b>	<b>58,520</b>	<b>253,075</b>	<b>5.6</b>	<b>495,310</b>	<b>342,700</b>	<b>269,700</b>
Owner — Propriétaires	1,028,780	957,255	41,220	26,225	201,360	5.7	400,280	275,265	216,375
Tenant — Locataires	225,480	174,355	17,655	32,295	51,715	4.8	95,030	67,435	53,325
<b>No service in World War II — Aucun service dans la II<sup>e</sup> Guerre Mondiale</b>	<b>1,099,600</b>	<b>996,040</b>	<b>50,220</b>	<b>48,905</b>	<b>226,210</b>	<b>5.6</b>	<b>426,800</b>	<b>291,845</b>	<b>222,630</b>
Owner — Propriétaires	925,530	860,110	37,665	24,145	183,925	5.8	357,660	244,320	187,505
Tenant — Locataires	174,070	135,930	12,555	24,760	42,285	4.8	69,140	47,525	35,125
<b>Service in World War II — Service dans la II<sup>e</sup> Guerre Mondiale</b>	<b>154,660</b>	<b>135,570</b>	<b>8,655</b>	<b>9,615</b>	<b>26,865</b>	<b>5.0</b>	<b>68,510</b>	<b>50,855</b>	<b>47,070</b>
Owner — Propriétaires	103,250	97,145	3,555	2,080	17,435	5.2	42,620	30,945	28,870
Tenant — Locataires	51,410	38,425	5,100	7,535	9,430	4.6	25,890	19,910	18,200
<b>Urban — Régions urbaines</b>									
<b>All household heads — Tous chefs de ménage</b>	<b>2,155,035</b>	<b>1,144,005</b>	<b>178,780</b>	<b>827,045</b>	<b>204,495</b>	<b>5.2</b>	<b>2,028,295</b>	<b>1,844,325</b>	<b>1,668,395</b>
Owner — Propriétaires	1,208,175	941,695	103,490	160,200	83,760	5.8	1,123,400	1,042,055	974,800
Tenant — Locataires	946,860	202,310	75,290	666,845	120,735	4.5	904,895	802,270	693,595
<b>No service in World War II — Aucun service dans la II<sup>e</sup> Guerre Mondiale</b>	<b>1,691,670</b>	<b>879,980</b>	<b>144,150</b>	<b>663,730</b>	<b>165,800</b>	<b>5.3</b>	<b>1,591,450</b>	<b>1,450,060</b>	<b>1,301,210</b>
Owner — Propriétaires	979,495	747,120	87,485	142,730	70,460	5.9	910,430	844,130	784,560
Tenant — Locataires	712,175	132,860	56,665	521,000	95,340	4.5	681,020	605,930	516,650
<b>Service in World War II — Service dans la II<sup>e</sup> Guerre Mondiale</b>	<b>463,365</b>	<b>264,025</b>	<b>34,630</b>	<b>163,315</b>	<b>38,695</b>	<b>4.8</b>	<b>436,845</b>	<b>394,265</b>	<b>367,185</b>
Owner — Propriétaires	228,680	194,575	16,005	17,470	13,300	5.4	212,970	197,925	190,240
Tenant — Locataires	234,685	69,450	18,625	145,845	25,395	4.3	223,875	196,340	176,945
<b>NEWFOUNDLAND</b>									
<b>All household heads — Tous chefs de ménage</b>	<b>70,980</b>	<b>59,340</b>	<b>7,210</b>	<b>4,320</b>	<b>6,945</b>	<b>5.6</b>	<b>20,525</b>	<b>16,210</b>	<b>11,640</b>
Owner — Propriétaires	61,540	55,655	4,890	895	5,650	5.7	14,195	11,195	8,260
Tenant — Locataires	9,440	3,685	2,320	3,425	1,295	4.8	6,330	5,015	3,380
<b>No service in World War II — Aucun service dans la II<sup>e</sup> Guerre Mondiale</b>	<b>67,225</b>	<b>56,815</b>	<b>6,715</b>	<b>3,590</b>	<b>6,655</b>	<b>5.6</b>	<b>18,465</b>	<b>14,495</b>	<b>10,190</b>
Owner — Propriétaires	59,235	53,650	4,660	825	5,510	5.7	13,285	10,450	7,640
Tenant — Locataires	7,990	3,165	2,055	2,765	1,145	4.9	5,200	4,045	2,550
<b>Service in World War II — Service dans la II<sup>e</sup> Guerre Mondiale</b>	<b>3,755</b>	<b>2,525</b>	<b>495</b>	<b>730</b>	<b>290</b>	<b>5.2</b>	<b>2,060</b>	<b>1,715</b>	<b>1,450</b>
Owner — Propriétaires	2,305	2,005	230	--	140	5.5	930	745	620
Tenant — Locataires	1,450	520	265	660	150	4.7	1,130	970	830
<b>Rural — Régions rurales</b>									
<b>All household heads — Tous chefs de ménage</b>	<b>41,245</b>	<b>39,510</b>	<b>1,470</b>	<b>200</b>	<b>4,065</b>	<b>5.6</b>	<b>3,130</b>	<b>1,730</b>	<b>1,375</b>
Owner — Propriétaires	39,435	38,080	1,215	--	3,865	5.6	2,525	1,255	930
Tenant — Locataires	1,810	1,430	255	120	200	5.6	605	475	445
<b>No service in World War II — Aucun service dans la II<sup>e</sup> Guerre Mondiale</b>	<b>39,870</b>	<b>38,295</b>	<b>1,390</b>	<b>120</b>	<b>3,960</b>	<b>5.6</b>	<b>2,785</b>	<b>1,455</b>	<b>1,125</b>
Owner — Propriétaires	38,405	37,075	1,200	--	3,805	5.6	2,405	1,190	880
Tenant — Locataires	1,465	1,220	190	--	155	5.7	380	265	245
<b>Service in World War II — Service dans la II<sup>e</sup> Guerre Mondiale</b>	<b>1,375</b>	<b>1,215</b>	<b>--</b>	<b>--</b>	<b>105</b>	<b>5.3</b>	<b>345</b>	<b>275</b>	<b>250</b>
Owner — Propriétaires	1,030	1,005	--	--	--	5.4	120	--	--
Tenant — Locataires	345	210	--	--	--	5.0	225	210	200
<b>Urban — Régions urbaines</b>									
<b>All household heads — Tous chefs de ménage</b>	<b>29,735</b>	<b>19,830</b>	<b>5,740</b>	<b>4,120</b>	<b>2,880</b>	<b>5.5</b>	<b>17,395</b>	<b>14,480</b>	<b>10,265</b>
Owner — Propriétaires	22,105	17,575	3,675	815	1,785	5.8	11,670	9,940	7,330
Tenant — Locataires	7,630	2,255	2,065	3,305	1,095	4.7	5,725	4,540	2,935



TABLE 117. Households by service of household head in World War II and tenure showing specified dwelling attributes, for provinces, rural, urban, and cities of 30,000 population and over, 1951 - Continued

TABLEAU 117. Ménages selon le service du chef dans la II<sup>e</sup> Guerre Mondiale et le mode d'occupation, et certains attributs de logement, provinces, régions rurales et urbaines, et cités de 30,000 et plus, 1951 - suite

Service of household head in World War II, and tenure Service du chef de ménage dans la II <sup>e</sup> Guerre Mondiale et mode d'occupation	Total	Type of dwelling Genre de logement			Dwellings in need of major repair Logements ayant besoin de réparations importantes	Average number of rooms per dwelling Moyenne de pièces par logement	Dwellings with: Logements pourvus de:		
		Single detached Unique-maison seule	Single attached Unique-maison attenante	Apartments and flats Appartements et plain-pied			Running water Eau courante	Flush toilet (exclusive use) Toilettes avec chasse d'eau (usage exclusif)	Bath or shower (exclusive use) Baignoire ou douche (usage exclusif)
<b>NEWFOUNDLAND - Con.-fin</b>									
<b>Urban - Con. - Régions urbaines - fin</b>									
No service in World War II - Aucun service dans la II <sup>e</sup> Guerre Mondiale	27,355	18,520	5,325	3,470	2,695	5.6	15,680	13,040	9,065
Owner - Propriétaires	20,830	16,575	3,460	755	1,705	5.9	10,860	9,260	6,760
Tenant - Locataires	6,525	1,945	1,865	2,715	990	4.7	4,820	3,780	2,305
Service in World War II - Service dans la II <sup>e</sup> Guerre Mondiale	2,380	1,310	415	650	185	5.1	1,715	1,440	1,200
Owner - Propriétaires	1,275	1,000	215	--	--	5.6	810	680	570
Tenant - Locataires	1,105	310	200	590	105	4.6	905	760	630
<b>St. John's</b>									
All household heads - Tous chefs de ménage	10,570	3,560	4,280	2,725	880	5.8	9,800	8,595	5,680
Owner - Propriétaires	6,520	3,030	2,835	655	240	6.4	6,145	5,765	4,190
Tenant - Locataires	4,050	530	1,445	2,070	640	4.7	3,655	2,830	1,490
No service in World War II - Aucun service dans la II <sup>e</sup> Guerre Mondiale	9,600	3,180	4,005	2,415	795	5.8	8,910	7,825	5,085
Owner - Propriétaires	6,100	2,790	2,695	615	220	6.5	5,760	5,410	3,910
Tenant - Locataires	3,500	390	1,310	1,800	575	4.7	3,150	2,415	1,175
Service in World War II - Service dans la II <sup>e</sup> Guerre Mondiale	970	380	275	310	--	5.3	890	770	595
Owner - Propriétaires	420	240	140	--	--	6.1	385	355	280
Tenant - Locataires	550	140	135	270	--	4.7	505	415	315
<b>PRINCE EDWARD ISLAND</b>									
All household heads - Tous chefs de ménage	22,435	18,790	1,890	1,730	2,885	6.6	9,685	7,460	6,760
Owner - Propriétaires	18,305	16,815	1,010	460	2,245	6.8	6,525	4,890	4,550
Tenant - Locataires	4,150	1,975	880	1,270	640	5.4	3,160	2,570	2,210
No service in World War II - Aucun service dans la II <sup>e</sup> Guerre Mondiale	18,285	15,575	1,525	1,140	2,360	6.7	7,130	5,425	4,905
Owner - Propriétaires	15,590	14,305	880	385	1,905	6.9	5,250	3,915	3,670
Tenant - Locataires	2,695	1,270	645	755	455	5.5	1,880	1,510	1,235
Service in World War II - Service dans la II <sup>e</sup> Guerre Mondiale	4,170	3,215	365	590	525	5.9	2,555	2,035	1,855
Owner - Propriétaires	2,715	2,510	130	--	340	6.4	1,275	975	880
Tenant - Locataires	1,455	705	235	515	185	5.1	1,280	1,060	975
<b>Rural - Régions rurales</b>									
All household heads - Tous chefs de ménage	16,880	15,715	870	260	2,270	6.8	4,530	3,070	2,955
Owner - Propriétaires	15,325	14,460	720	125	2,030	6.9	3,850	2,515	2,420
Tenant - Locataires	1,555	1,255	150	135	240	5.7	680	555	535
No service in World War II - Aucun service dans la II <sup>e</sup> Guerre Mondiale	14,305	13,355	745	170	1,930	6.9	3,485	2,275	2,190
Owner - Propriétaires	13,305	12,550	635	100	1,765	7.0	3,205	2,065	1,990
Tenant - Locataires	1,000	805	110	--	165	5.9	280	210	200
Service in World War II - Service dans la II <sup>e</sup> Guerre Mondiale	2,575	2,360	125	--	340	6.2	1,045	795	765
Owner - Propriétaires	2,020	1,910	--	--	265	6.4	645	450	430
Tenant - Locataires	555	450	--	--	--	5.4	400	345	335
<b>Urban - Régions urbaines</b>									
All household heads - Tous chefs de ménage	5,575	3,075	1,020	1,470	615	5.9	5,155	4,390	3,805
Owner - Propriétaires	2,980	2,355	290	335	215	6.5	2,675	2,375	2,130
Tenant - Locataires	2,595	720	730	1,135	400	5.2	2,480	2,015	1,675
No service in World War II - Aucun service dans la II <sup>e</sup> Guerre Mondiale	3,980	2,220	780	970	430	6.1	3,645	3,150	2,715
Owner - Propriétaires	2,285	1,755	245	285	140	6.7	2,045	1,850	1,680
Tenant - Locataires	1,695	465	535	685	290	5.3	1,600	1,300	1,035
Service in World War II - Service dans la II <sup>e</sup> Guerre Mondiale	1,595	855	240	500	185	5.5	1,510	1,240	1,090
Owner - Propriétaires	695	600	--	--	--	6.1	630	525	450
Tenant - Locataires	900	255	195	450	110	5.0	880	715	640
<b>NOVA SCOTIA</b>									
All household heads - Tous chefs de ménage	149,535	117,245	12,260	19,800	19,505	6.0	97,075	73,540	63,245
Owner - Propriétaires	113,945	102,060	7,565	4,165	12,520	6.3	68,170	52,130	45,920
Tenant - Locataires	35,610	15,185	4,695	15,635	6,985	4.9	28,905	21,410	17,325

TABLE 117. Households by service of household head in World War II and tenure showing specified dwelling attributes, for provinces, rural, urban, and cities of 30,000 population and over, 1951 - Continued

TABLEAU 117. Ménages selon le service du chef dans la II<sup>e</sup> Guerre Mondiale et le mode d'occupation, et certains attributs de logement, provinces, régions rurales et urbaines, et cités de 30,000 et plus, 1951 - suite

Service of household head in World War II, and tenure — Service du chef de ménage dans la II <sup>e</sup> Guerre Mondiale et mode d'occupation	Total	Type of dwelling — Genre de logement			Dwellings in need of major repair — Logements ayant besoin de réparations importantes	Average number of rooms per dwelling — Moyenne de pièces par logement	Dwellings with: — Logements pourvus de:		
		Single detached — Unique-maison seule	Single attached — Unique-maison attenante	Apartments and flats — Appartements et plain-pied			Running water — Eau courante	Flush toilet (exclusive use) — Toilettes avec chasse d'eau (usage exclusif)	Bath or shower (exclusive use) — Baignoire ou douche (usage exclusif)
<b>NOVA SCOTIA—Con.—fin</b>									
No service in World War II — Aucun service dans la II <sup>e</sup> Guerre Mondiale	119,005	95,230	9,535	14,045	15,730	6.1	74,465	55,800	48,135
Owner — Propriétaires	94,780	84,945	6,245	3,470	10,670	6.4	55,160	41,825	36,865
Tenant — Locataires	24,225	10,285	3,290	10,575	5,060	4.9	19,305	13,975	11,270
Service in World War II — Service dans la II <sup>e</sup> Guerre Mondiale	30,550	22,015	2,725	5,755	3,775	5.4	22,610	17,740	15,110
Owner — Propriétaires	19,165	17,115	1,320	695	1,850	5.8	13,010	10,305	9,055
Tenant — Locataires	11,385	4,900	1,405	5,060	1,925	4.7	9,600	7,435	6,055
<b>Rural — Régions rurales</b>									
All household heads — Tous chefs de ménage	71,125	66,120	3,435	1,505	9,445	6.3	26,535	16,100	14,660
Owner — Propriétaires	62,865	59,755	2,355	715	7,815	6.4	23,140	13,905	12,665
Tenant — Locataires	8,260	6,365	1,080	790	1,630	5.4	3,395	2,195	1,995
No service in World War II — Aucun service dans la II <sup>e</sup> Guerre Mondiale	60,255	56,215	2,885	1,105	8,050	6.4	21,750	12,895	11,740
Owner — Propriétaires	54,275	51,600	2,055	580	6,805	6.5	19,415	11,510	10,495
Tenant — Locataires	5,980	4,615	830	525	1,245	5.5	2,335	1,385	1,245
Service in World War II — Service dans la II <sup>e</sup> Guerre Mondiale	10,870	9,905	550	400	1,395	5.8	4,785	3,205	2,920
Owner — Propriétaires	8,590	8,155	300	135	1,010	5.9	3,725	2,395	2,170
Tenant — Locataires	2,280	1,750	250	265	385	5.3	1,060	810	750
<b>Urban — Régions urbaines</b>									
All household heads — Tous chefs de ménage	78,430	51,125	8,825	18,295	10,060	5.7	70,540	57,440	48,585
Owner — Propriétaires	51,080	42,305	5,210	3,450	4,705	6.2	45,030	38,225	33,255
Tenant — Locataires	27,350	8,820	3,615	14,845	5,355	4.7	25,510	19,215	15,330
No service in World War II — Aucun service dans la II <sup>e</sup> Guerre Mondiale	58,750	39,015	6,650	12,940	7,680	5.8	52,715	42,905	36,395
Owner — Propriétaires	40,505	33,345	4,190	2,890	3,865	6.3	35,745	30,315	26,370
Tenant — Locataires	18,245	5,670	2,460	10,050	3,815	4.7	16,970	12,590	10,025
Service in World War II — Service dans la II <sup>e</sup> Guerre Mondiale	19,680	12,110	2,175	5,355	2,380	5.2	17,825	14,535	12,190
Owner — Propriétaires	10,575	8,960	1,020	560	840	5.7	9,285	7,910	6,885
Tenant — Locataires	9,105	3,150	1,155	4,795	1,540	4.6	8,540	6,625	5,305
<b>Halifax</b>									
All household heads — Tous chefs de ménage	18,710	7,765	2,040	8,805	2,490	5.3	18,470	15,190	13,600
Owner — Propriétaires	8,785	6,540	995	1,185	375	6.4	8,650	8,275	8,005
Tenant — Locataires	9,925	1,225	1,045	7,620	2,115	4.4	9,820	6,915	5,595
No service in World War II — Aucun service dans la II <sup>e</sup> Guerre Mondiale	13,300	5,580	1,535	6,090	1,870	5.4	13,085	10,775	9,670
Owner — Propriétaires	6,545	4,785	760	940	330	6.5	6,425	6,130	5,880
Tenant — Locataires	6,755	795	775	5,150	1,540	4.4	6,660	4,645	3,790
Service in World War II — Service dans la II <sup>e</sup> Guerre Mondiale	5,410	2,185	505	2,715	620	5.0	5,385	4,415	3,930
Owner — Propriétaires	2,240	1,755	235	245	--	5.9	2,225	2,145	2,125
Tenant — Locataires	3,170	430	270	2,470	575	4.3	3,160	2,270	1,805
<b>Sydney</b>									
All household heads — Tous chefs de ménage	6,325	4,125	570	1,625	790	6.1	6,075	5,395	4,615
Owner — Propriétaires	4,350	3,630	315	405	405	6.5	4,120	3,820	3,450
Tenant — Locataires	1,975	495	255	1,220	385	5.1	1,955	1,575	1,165
No service in World War II — Aucun service dans la II <sup>e</sup> Guerre Mondiale	5,100	3,450	450	1,195	570	6.2	4,885	4,365	3,815
Owner — Propriétaires	3,740	3,095	275	370	305	6.5	3,545	3,285	2,990
Tenant — Locataires	1,360	355	175	825	265	5.2	1,340	1,080	825
Service in World War II — Service dans la II <sup>e</sup> Guerre Mondiale	1,225	675	120	430	220	5.5	1,190	1,030	800
Owner — Propriétaires	610	535	--	--	100	6.0	575	535	460
Tenant — Locataires	615	140	--	395	120	4.9	615	495	340
<b>NEW BRUNSWICK</b>									
All household heads — Tous chefs de ménage	114,010	83,220	9,200	21,380	22,350	6.0	68,330	55,480	46,115
Owner — Propriétaires	81,210	71,770	4,800	4,515	15,550	6.3	41,445	31,745	27,340
Tenant — Locataires	32,800	11,450	4,400	16,865	6,800	5.2	26,885	23,735	18,775
No service in World War II — Aucun service dans la II <sup>e</sup> Guerre Mondiale	90,855	67,380	7,115	16,195	18,435	6.1	52,870	42,525	35,175
Owner — Propriétaires	67,810	59,625	4,140	3,940	13,295	6.4	34,130	26,020	22,385
Tenant — Locataires	23,045	7,755	2,975	12,255	5,140	5.2	18,740	16,505	12,790

TABLE 117. Households by service of household head in World War II and tenure showing specified dwelling attributes, for provinces, rural, urban, and cities of 30,000 population and over, 1951 - Continued

TABLEAU 117. Ménages selon le service du chef dans la II<sup>e</sup> Guerre Mondiale et le mode d'occupation, et certains attributs de logement, provinces, régions rurales et urbaines, et cités de 30,000 et plus, 1951 - suite

Service of household head in World War II, and tenure Service du chef de ménage dans la II <sup>e</sup> Guerre Mondiale et mode d'occupation	Total	Type of dwelling Genre de logement			Dwellings in need of major repair Logements ayant besoin de réparations importantes	Average number of rooms per dwelling Moyenne de pièces par logement	Dwellings with: Logements pourvus de:		
		Single detached Uniquement maison seule	Single attached Uniquement maison attenante	Apartments and flats Appartements et plain-pied			Running water Eau courante	Flush toilet (exclusive use) Toilettes avec chasse d'eau (usage exclusif)	Bath or shower (exclusive use) Baignoire ou douche (usage exclusif)
<b>NEW BRUNSWICK - Con.-fin</b>									
Service in World War II - Service dans la II <sup>e</sup> Guerre Mondiale.....	23,155	15,840	2,085	5,185	3,915	5.4	15,460	12,955	10,940
Owner - Propriétaires.....	13,400	12,145	660	575	2,255	5.8	7,315	5,725	4,955
Tenant - Locataires.....	9,755	3,695	1,425	4,610	1,660	5.0	8,145	7,230	5,985
<b>Rural - Régions rurales</b>									
All household heads - Tous chefs de ménage.....	62,225	56,080	4,190	1,820	14,595	6.2	21,935	13,445	11,235
Owner - Propriétaires.....	54,710	50,715	3,085	805	12,555	6.3	18,885	11,445	9,650
Tenant - Locataires.....	7,515	5,365	1,105	1,015	2,040	5.3	3,050	2,000	1,585
No service in World War II - Aucun service dans la II <sup>e</sup> Guerre Mondiale.....	52,065	47,245	3,395	1,320	12,490	6.3	18,005	10,935	9,085
Owner - Propriétaires.....	46,670	43,240	2,655	685	10,925	6.4	15,900	9,550	8,045
Tenant - Locataires.....	5,395	4,005	740	635	1,565	5.4	2,105	1,385	1,040
Service in World War II - Service dans la II <sup>e</sup> Guerre Mondiale.....	10,160	8,835	795	500	2,105	5.6	3,930	2,510	2,150
Owner - Propriétaires.....	8,040	7,475	430	120	1,630	5.8	2,985	1,895	1,605
Tenant - Locataires.....	2,120	1,360	365	380	475	5.1	945	615	545
<b>Urban - Régions urbaines</b>									
All household heads - Tous chefs de ménage.....	51,785	27,140	5,010	19,560	7,755	5.8	46,395	42,035	34,880
Owner - Propriétaires.....	26,500	21,055	1,715	3,710	2,995	6.4	22,560	20,300	17,690
Tenant - Locataires.....	25,285	6,085	3,295	15,850	4,760	5.1	23,835	21,735	17,190
No service in World War II - Aucun service dans la II <sup>e</sup> Guerre Mondiale.....	38,790	20,135	3,720	14,875	5,945	5.9	34,865	31,590	26,090
Owner - Propriétaires.....	21,140	16,385	1,485	3,255	2,370	6.6	18,230	16,470	14,340
Tenant - Locataires.....	17,650	3,750	2,235	11,620	3,575	5.2	16,635	15,120	11,750
Service in World War II - Service dans la II <sup>e</sup> Guerre Mondiale.....	12,995	7,005	1,290	4,685	1,810	5.3	11,530	10,445	8,790
Owner - Propriétaires.....	5,360	4,670	230	455	625	5.8	4,330	3,830	3,350
Tenant - Locataires.....	7,635	2,335	1,060	4,230	1,185	5.0	7,200	6,615	5,440
<b>Saint John</b>									
All household heads - Tous chefs de ménage.....	13,180	1,420	1,065	10,655	2,180	5.5	12,930	12,285	9,175
Owner - Propriétaires.....	2,910	795	335	1,775	210	6.5	2,785	2,700	2,285
Tenant - Locataires.....	10,270	625	730	8,880	1,970	5.2	10,145	9,585	6,890
No service in World War II - Aucun service dans la II <sup>e</sup> Guerre Mondiale.....	10,035	905	705	8,395	1,735	5.6	9,885	9,380	6,895
Owner - Propriétaires.....	2,480	570	280	1,625	190	6.6	2,400	2,340	1,970
Tenant - Locataires.....	7,555	335	425	6,770	1,545	5.2	7,485	7,040	4,925
Service in World War II - Service dans la II <sup>e</sup> Guerre Mondiale.....	3,145	515	360	2,260	445	5.2	3,045	2,905	2,280
Owner - Propriétaires.....	430	225	--	150	--	6.0	385	360	315
Tenant - Locataires.....	2,715	290	305	2,110	425	5.0	2,660	2,545	1,965
<b>QUÉBEC</b>									
All household heads - Tous chefs de ménage.....	858,785	341,310	35,870	480,215	136,035	5.5	768,830	700,385	525,690
Owner - Propriétaires.....	416,960	292,960	24,560	98,435	75,425	6.4	340,970	293,265	201,210
Tenant - Locataires.....	441,825	48,350	11,310	381,780	60,610	4.7	427,860	407,120	324,480
No service in World War II - Aucun service dans la II <sup>e</sup> Guerre Mondiale.....	762,580	314,670	32,005	414,630	124,760	5.6	678,105	613,985	453,255
Owner - Propriétaires.....	390,555	274,475	22,515	92,610	71,735	6.4	318,275	272,275	183,770
Tenant - Locataires.....	372,025	40,195	9,490	322,020	53,025	4.7	359,830	341,710	269,485
Service in World War II - Service dans la II <sup>e</sup> Guerre Mondiale.....	96,205	26,640	3,865	65,585	11,275	4.8	90,725	86,400	72,435
Owner - Propriétaires.....	26,405	18,485	2,045	5,825	3,690	5.8	22,695	20,990	17,440
Tenant - Locataires.....	69,800	8,155	1,820	59,760	7,585	4.4	68,030	65,410	54,995
<b>Rural - Régions rurales</b>									
All household heads - Tous chefs de ménage.....	255,385	211,285	11,520	31,750	64,460	6.3	175,625	128,420	57,900
Owner - Propriétaires.....	215,435	189,280	9,795	15,610	54,505	6.5	145,875	105,025	46,660
Tenant - Locataires.....	39,950	22,005	1,725	16,140	9,955	5.0	29,750	23,395	11,240
No service in World War II - Aucun service dans la II <sup>e</sup> Guerre Mondiale.....	242,815	201,765	10,960	29,305	61,620	6.3	166,730	121,145	53,400
Owner - Propriétaires.....	207,465	182,200	9,485	15,060	52,590	6.6	140,660	100,855	44,090
Tenant - Locataires.....	35,350	19,565	1,475	14,245	9,030	5.0	26,070	20,290	9,310

**TABLE 117. Households by service of household head in World War II and tenure showing specified dwelling attributes, for provinces, rural, urban, and cities of 30,000 population and over, 1951 - Continued**

**TABLEAU 117. Ménages selon le service du chef dans la II<sup>e</sup> Guerre Mondiale et le mode d'occupation, et certains attributs de logement, provinces, régions rurales et urbaines, et cités de 30,000 et plus, 1951 - suite**

Service of household head in World War II, and tenure — Service du chef de ménage dans la II <sup>e</sup> Guerre Mondiale et mode d'occupation	Total	Type of dwelling — Genre de logement			Dwellings in need of major repair — Logements ayant besoin de réparations importantes	Average number of rooms per dwelling — Moyenne de pièces par logement	Dwellings with: — Logements pourvus de:		
		Single detached — Unique-maison seule	Single attached — Unique-maison attenante	Apartments and flats — Appartements et plain-pied			Running water — Eau courante	Flush toilet (exclusive use) — Toilettes avec chasse d'eau (usage exclusif)	Bath or shower (exclusive use) — Baignoire ou douche (usage exclusif)
<b>QUÉBEC - Con. - suite</b>									
<b>Rural - Con. - Régions rurales - fin</b>									
Service in World War II - Service dans la II <sup>e</sup> Guerre Mondiale.....	12,570	9,520	560	2,445	2,840	5.5	8,895	7,275	4,500
Owner - Propriétaires.....	7,970	7,080	310	550	1,915	5.9	5,215	4,170	2,570
Tenant - Locataires.....	4,600	2,440	250	1,895	925	4.8	3,680	3,105	1,930
<b>Urban - Régions urbaines</b>									
All household heads - Tous chefs de ménage	603,400	130,025	24,350	448,465	71,575	5.2	593,205	571,965	467,790
Owner - Propriétaires.....	201,525	103,680	14,765	82,825	20,920	6.2	195,095	183,240	154,550
Tenant - Locataires.....	401,875	26,345	9,585	365,640	50,655	4.6	398,110	333,725	313,240
No service in World War II - Aucun service dans la II <sup>e</sup> Guerre Mondiale.....	519,765	112,905	21,045	385,325	63,140	5.2	511,375	492,840	399,855
Owner - Propriétaires.....	183,090	92,275	13,030	77,550	19,145	6.3	177,615	171,420	139,680
Tenant - Locataires.....	336,675	20,630	8,015	307,775	43,995	4.7	333,760	321,420	260,175
Service in World War II - Service dans la II <sup>e</sup> Guerre Mondiale.....	83,635	17,120	3,305	63,140	8,435	4.7	81,830	79,125	67,935
Owner - Propriétaires.....	18,435	11,405	1,735	5,275	1,775	5.7	17,480	16,820	14,870
Tenant - Locataires.....	65,200	5,715	1,570	57,865	6,660	4.4	64,350	62,305	53,065
<b>Hull</b>									
All household heads - Tous chefs de ménage	9,325	3,195	345	5,785	1,220	4.7	9,155	8,510	5,145
Owner - Propriétaires.....	4,175	2,490	135	1,550	570	5.4	4,050	3,805	2,505
Tenant - Locataires.....	5,150	705	210	4,235	650	4.2	5,105	4,705	2,640
No service in World War II - Aucun service dans la II <sup>e</sup> Guerre Mondiale.....	7,135	2,375	285	4,475	970	4.8	7,015	6,515	3,835
Owner - Propriétaires.....	3,435	1,925	110	1,400	460	5.5	3,355	3,140	2,005
Tenant - Locataires.....	3,700	450	175	3,075	490	4.2	3,660	3,375	1,830
Service in World War II - Service dans la II <sup>e</sup> Guerre Mondiale.....	2,190	820	--	1,310	250	4.3	2,140	1,995	1,310
Owner - Propriétaires.....	740	565	--	150	--	4.8	695	665	500
Tenant - Locataires.....	1,450	255	--	1,160	160	4.0	1,445	1,330	810
<b>Montréal</b>									
All household heads - Tous chefs de ménage	247,485	11,460	8,260	227,555	26,120	4.8	246,940	239,205	214,665
Owner - Propriétaires.....	43,215	3,045	5,075	30,635	2,465	5.9	43,140	42,510	40,820
Tenant - Locataires.....	204,270	3,415	3,185	197,520	23,655	4.6	203,800	196,695	173,845
No service in World War II - Aucun service dans la II <sup>e</sup> Guerre Mondiale.....	211,100	8,925	7,185	194,805	23,030	4.9	210,635	203,375	182,560
Owner - Propriétaires.....	39,385	6,945	4,490	27,895	2,290	6.0	39,320	38,740	37,150
Tenant - Locataires.....	171,715	1,980	2,695	166,910	20,790	4.7	171,315	165,135	145,410
Service in World War II - Service dans la II <sup>e</sup> Guerre Mondiale.....	36,385	2,535	1,075	32,750	3,040	4.4	36,305	35,330	32,105
Owner - Propriétaires.....	3,830	1,100	585	2,140	175	5.6	3,820	3,770	3,670
Tenant - Locataires.....	32,555	1,435	490	30,610	2,865	4.3	32,485	31,560	28,435
<b>Outremont</b>									
All household heads - Tous chefs de ménage	7,420	710	890	5,820	340	6.5	7,420	7,345	7,370
Owner - Propriétaires.....	2,375	665	795	915	--	8.3	2,375	2,370	2,375
Tenant - Locataires.....	5,045	--	--	4,905	305	5.7	5,045	4,975	4,995
No service in World War II - Aucun service dans la II <sup>e</sup> Guerre Mondiale.....	6,800	695	835	5,270	305	6.6	6,800	6,735	6,755
Owner - Propriétaires.....	2,275	655	745	875	--	8.3	2,275	2,270	2,275
Tenant - Locataires.....	4,525	--	--	4,395	270	5.7	4,525	4,465	4,480
Service in World War II - Service dans la II <sup>e</sup> Guerre Mondiale.....	620	--	--	550	--	5.8	620	610	615
Owner - Propriétaires.....	100	--	--	--	--	7.8	100	100	100
Tenant - Locataires.....	520	--	--	510	--	5.4	520	510	515
<b>Québec</b>									
All household heads - Tous chefs de ménage	31,970	2,620	1,420	30,990	3,935	5.2	34,345	33,825	25,580
Owner - Propriétaires.....	3,540	2,110	850	5,565	530	6.5	8,510	8,335	7,150
Tenant - Locataires.....	26,430	510	570	25,335	3,455	4.7	26,335	25,490	18,430
No service in World War II - Aucun service dans la II <sup>e</sup> Guerre Mondiale.....	30,975	2,320	1,290	27,340	3,485	5.2	30,880	29,965	22,535
Owner - Propriétaires.....	7,985	1,375	795	5,300	475	6.5	7,960	7,810	6,355
Tenant - Locataires.....	22,990	445	495	22,040	3,010	4.8	22,920	22,155	15,880
Service in World War II - Service dans la II <sup>e</sup> Guerre Mondiale.....	3,995	300	130	3,560	500	4.7	3,965	3,860	3,045
Owner - Propriétaires.....	555	235	--	265	--	6.2	550	525	495
Tenant - Locataires.....	3,440	--	--	3,295	445	4.4	3,415	3,335	2,550

TABLE 117. Households by service of household head in World War II and tenure showing specified dwelling attributes, for provinces, rural, urban, and cities of 30,000 population and over, 1951 - Continued

TABLEAU 117. Ménages selon le service du chef dans la II<sup>e</sup> Guerre Mondiale et le mode d'occupation, et certains attributs de logement, provinces, régions rurales et urbaines, et cités de 30,000 et plus, 1951 - suite

Service of household head in World War II, and tenure Service du chef de ménage dans la II <sup>e</sup> Guerre Mondiale et mode d'occupation	Total	Type of dwelling Genre de logement			Dwellings in need of major repair Logements ayant besoin de réparations importantes	Average number of rooms per dwelling Moyenne de pièces par logement	Dwellings with: Logements pourvus de:		
		Single detached Unique-maison seule	Single attached Unique-maison attenant	Apartments and flats Appartements et plain-pied			Running water Eau courante	Flush toilet (exclusive use) Toilettes avec chasse d'eau (usage exclusif)	Bath or shower (exclusive use) Baignoire ou douche (usage exclusif)
<b>QUÉBEC - Con.-fin</b>									
<b>Sherbrooke</b>									
All household heads - Tous chefs de ménage	11,545	2,190	215	9,130	1,140	4.8	11,450	11,250	10,025
Owner - Propriétaires	3,785	1,830	145	1,805	275	5.9	3,720	3,695	3,435
Tenant - Locataires	7,760	360	--	7,325	865	4.3	7,730	7,555	6,590
No service in World War II - Aucun service dans la II <sup>e</sup> Guerre Mondiale	10,050	1,865	130	8,045	1,030	4.8	9,960	9,780	8,700
Owner - Propriétaires	3,370	1,590	--	1,695	255	5.9	3,310	3,285	3,045
Tenant - Locataires	6,680	275	--	6,350	775	4.3	6,650	6,495	5,655
Service in World War II - Service dans la II <sup>e</sup> Guerre Mondiale	1,495	325	--	1,085	110	4.5	1,490	1,470	1,325
Owner - Propriétaires	415	240	--	110	--	5.5	410	410	390
Tenant - Locataires	1,080	--	--	975	--	4.1	1,080	1,060	935
<b>Trois-Rivières</b>									
All household heads - Tous chefs de ménage	9,530	1,460	680	7,385	740	5.1	9,450	9,135	7,525
Owner - Propriétaires	2,670	1,005	210	1,455	165	6.0	2,640	2,475	2,170
Tenant - Locataires	6,860	455	470	5,930	575	4.7	6,810	6,660	5,355
No service in World War II - Aucun service dans la II <sup>e</sup> Guerre Mondiale	8,470	1,345	630	6,490	685	5.1	8,390	8,095	6,630
Owner - Propriétaires	2,475	925	205	1,345	150	6.0	2,445	2,290	2,010
Tenant - Locataires	5,995	420	425	5,145	535	4.7	5,945	5,805	4,620
Service in World War II - Service dans la II <sup>e</sup> Guerre Mondiale	1,060	115	--	895	--	4.7	1,060	1,040	895
Owner - Propriétaires	195	--	--	110	--	6.0	195	185	160
Tenant - Locataires	865	--	--	785	--	4.4	865	855	735
<b>Verdun</b>									
All household heads - Tous chefs de ménage	19,805	1,005	215	18,580	1,365	4.7	19,805	19,610	19,255
Owner - Propriétaires	3,130	875	130	2,125	--	5.4	3,130	3,120	3,070
Tenant - Locataires	16,675	130	--	16,455	1,270	4.6	16,675	16,490	16,185
No service in World War II - Aucun service dans la II <sup>e</sup> Guerre Mondiale	15,815	725	215	14,870	1,110	4.8	15,815	15,650	15,300
Owner - Propriétaires	2,675	640	130	1,905	--	5.5	2,675	2,665	2,615
Tenant - Locataires	13,140	--	--	12,965	1,020	4.7	13,140	12,985	12,685
Service in World War II - Service dans la II <sup>e</sup> Guerre Mondiale	3,990	280	--	3,710	255	4.5	3,990	3,960	3,955
Owner - Propriétaires	455	235	--	220	--	5.0	455	455	455
Tenant - Locataires	3,535	--	--	3,490	250	4.5	3,535	3,505	3,500
<b>ONTARIO</b>									
All household heads - Tous chefs de ménage	1,181,125	823,930	133,855	219,360	115,350	5.7	970,980	846,760	805,035
Owner - Propriétaires	821,335	687,645	82,385	48,760	66,625	6.1	658,395	582,490	562,200
Tenant - Locataires	359,790	136,285	51,470	170,600	48,725	4.7	312,585	264,270	242,835
No service in World War II - Aucun service dans la II <sup>e</sup> Guerre Mondiale	931,740	659,515	108,690	160,535	93,930	5.8	749,765	651,500	618,960
Owner - Propriétaires	677,305	563,920	69,745	41,615	57,410	6.2	532,650	468,360	451,630
Tenant - Locataires	254,435	95,595	38,945	118,920	36,520	4.8	217,115	183,140	167,330
Service in World War II - Service dans la II <sup>e</sup> Guerre Mondiale	249,385	164,415	25,165	58,825	21,420	5.1	221,215	195,260	186,075
Owner - Propriétaires	144,030	123,725	12,640	7,145	9,215	5.6	125,745	114,130	110,570
Tenant - Locataires	105,355	40,690	12,525	51,680	12,205	4.5	95,470	81,130	75,505
<b>Rural - Régions rurales</b>									
All household heads - Tous chefs de ménage	340,870	304,970	18,675	15,925	50,835	6.1	157,415	109,975	105,570
Owner - Propriétaires	272,800	254,270	11,330	6,250	37,140	6.4	126,930	89,435	86,480
Tenant - Locataires	68,070	50,700	7,345	9,675	13,695	5.2	30,485	20,540	19,090
No service in World War II - Aucun service dans la II <sup>e</sup> Guerre Mondiale	290,885	262,890	15,280	11,695	44,090	6.3	129,565	88,725	85,145
Owner - Propriétaires	240,620	224,055	10,245	5,490	33,205	6.5	109,525	76,055	73,595
Tenant - Locataires	50,265	38,835	5,035	6,205	10,885	5.3	20,040	12,670	11,550
Service in World War II - Service dans la II <sup>e</sup> Guerre Mondiale	49,985	42,080	3,395	4,230	6,745	5.4	27,850	21,250	20,425
Owner - Propriétaires	32,180	30,215	1,085	760	3,935	5.6	17,405	13,380	12,885
Tenant - Locataires	17,805	11,865	2,310	3,470	2,810	4.9	10,445	7,870	7,540
<b>Urban - Régions urbaines</b>									
All household heads - Tous chefs de ménage	840,255	518,960	115,180	203,435	64,515	5.5	813,565	736,785	699,465
Owner - Propriétaires	548,535	433,375	71,055	42,510	29,485	6.0	531,465	493,055	475,720
Tenant - Locataires	291,720	85,585	44,125	160,925	35,030	4.6	282,100	243,730	223,745

TABLE 117. Households by service of household head in World War II and tenure showing specified dwelling attributes, for provinces, rural, urban, and cities of 30,000 population and over, 1951 - Continued

TABLEAU 117. Ménages selon le service du chef dans la II<sup>e</sup> Guerre Mondiale et le mode d'occupation, et certains attributs de logement, provinces, régions rurales et urbaines, et cités de 30,000 et plus, 1951 - suite

Service of household head in World War II, and tenure Service du chef de ménage dans la II <sup>e</sup> Guerre Mondiale et mode d'occupation	Total	Type of dwelling Genre de logement			Dwellings in need of major repair Logements ayant besoin de réparations importantes	Average number of rooms per dwelling Moyenne de pièces par logement	Dwellings with: Logements pourvus de:		
		Single detached Unique-maison seule	Single attached Unique-maison attenante	Apartments and flats Appartements et plain-pied			Running water Eau courante	Flush toilet (exclusive use) Toilettes avec chasse d'eau (usage exclusif)	Bath or shower (exclusive use) Baignoire ou douche (usage exclusif)
<b>ONTARIO - Con. - suite</b>									
<b>Urban - Con. - Régions urbaines - fin</b>									
No service in World War II - Aucun service dans la II <sup>e</sup> Guerre Mondiale	640,855	396,625	93,410	148,840	49,840	5.6	620,200	562,775	533,815
Owner - Propriétaires	436,685	339,865	59,500	36,125	24,205	6.1	423,125	392,305	378,035
Tenant - Locataires	204,170	56,760	33,910	112,715	25,635	4.6	197,075	170,470	155,780
Service in World War II - Service dans la II <sup>e</sup> Guerre Mondiale	199,400	122,335	21,770	54,595	14,675	5.1	193,365	174,010	165,650
Owner - Propriétaires	111,850	93,510	11,555	6,385	5,280	5.6	108,340	100,750	97,685
Tenant - Locataires	87,550	28,825	10,215	48,210	9,395	4.4	85,025	73,260	67,965
<b>Brantford</b>									
All household heads - Tous chefs de ménage	10,375	6,875	680	2,775	495	5.4	10,285	9,400	8,740
Owner - Propriétaires	6,410	5,375	290	710	155	5.9	6,405	6,120	5,850
Tenant - Locataires	3,965	1,500	390	2,065	340	4.5	3,880	3,280	2,890
No service in World War II - Aucun service dans la II <sup>e</sup> Guerre Mondiale	7,790	5,225	565	1,965	330	5.5	7,715	7,045	6,505
Owner - Propriétaires	5,180	4,315	240	600	115	6.1	5,175	4,930	4,695
Tenant - Locataires	2,610	910	325	1,365	215	4.5	2,540	2,115	1,810
Service in World War II - Service dans la II <sup>e</sup> Guerre Mondiale	2,585	1,650	115	810	165	5.0	2,570	2,355	2,235
Owner - Propriétaires	1,230	1,060	--	110	--	5.5	1,230	1,190	1,155
Tenant - Locataires	1,355	590	--	700	125	4.5	1,340	1,165	1,080
<b>Fort William</b>									
All household heads - Tous chefs de ménage	9,300	7,340	240	1,710	920	4.8	9,210	8,250	7,575
Owner - Propriétaires	6,675	6,205	--	380	430	5.1	6,650	6,250	5,750
Tenant - Locataires	2,625	1,135	155	1,330	490	4.0	2,560	2,000	1,825
No service in World War II - Aucun service dans la II <sup>e</sup> Guerre Mondiale	7,230	5,815	175	1,230	705	4.9	7,155	6,405	5,840
Owner - Propriétaires	5,500	5,115	--	310	345	5.2	5,480	5,145	4,710
Tenant - Locataires	1,730	700	105	920	360	3.9	1,675	1,260	1,130
Service in World War II - Service dans la II <sup>e</sup> Guerre Mondiale	2,070	1,525	--	480	215	4.5	2,055	1,845	1,735
Owner - Propriétaires	1,175	1,090	--	--	--	4.8	1,170	1,105	1,040
Tenant - Locataires	895	435	--	410	130	4.1	885	740	695
<b>Hamilton</b>									
All household heads - Tous chefs de ménage	55,340	35,930	4,385	14,960	3,210	5.3	54,940	49,445	48,140
Owner - Propriétaires	36,090	30,665	2,305	3,095	1,535	5.8	35,885	33,445	32,965
Tenant - Locataires	19,250	5,265	2,080	11,865	1,675	4.3	19,055	16,000	15,175
No service in World War II - Aucun service dans la II <sup>e</sup> Guerre Mondiale	42,915	28,200	3,665	11,005	2,470	5.4	42,610	38,675	37,670
Owner - Propriétaires	29,080	24,535	1,990	2,545	1,215	6.0	28,940	27,010	26,660
Tenant - Locataires	13,835	3,665	1,675	8,460	1,255	4.4	13,670	11,665	11,010
Service in World War II - Service dans la II <sup>e</sup> Guerre Mondiale	12,425	7,730	720	3,955	740	4.8	12,330	10,770	10,470
Owner - Propriétaires	7,010	6,130	315	550	320	5.3	6,945	6,435	6,305
Tenant - Locataires	5,415	1,600	405	3,405	420	4.2	5,385	4,335	4,165
<b>Kingston</b>									
All household heads - Tous chefs de ménage	8,710	4,125	1,880	2,695	985	5.7	8,605	7,835	7,190
Owner - Propriétaires	4,115	3,150	565	395	260	6.5	4,075	3,855	3,750
Tenant - Locataires	4,595	975	1,315	2,300	725	4.9	4,530	3,980	3,440
No service in World War II - Aucun service dans la II <sup>e</sup> Guerre Mondiale	6,355	3,160	1,485	1,705	695	5.9	6,285	5,690	5,205
Owner - Propriétaires	3,250	2,490	465	295	215	6.7	3,220	3,040	2,950
Tenant - Locataires	3,105	670	1,020	1,410	480	5.1	3,065	2,650	2,255
Service in World War II - Service dans la II <sup>e</sup> Guerre Mondiale	2,355	965	395	990	290	5.1	2,320	2,145	1,985
Owner - Propriétaires	865	660	100	100	--	5.9	855	815	800
Tenant - Locataires	1,490	305	295	890	245	4.6	1,465	1,330	1,185
<b>Kitchener</b>									
All household heads - Tous chefs de ménage	11,570	7,230	605	3,730	685	5.5	11,490	10,500	9,945
Owner - Propriétaires	7,500	6,320	390	785	195	6.2	7,490	7,165	6,875
Tenant - Locataires	4,070	910	215	2,945	490	4.1	4,000	3,335	3,070
No service in World War II - Aucun service dans la II <sup>e</sup> Guerre Mondiale	9,115	5,865	490	2,760	570	5.6	9,060	8,285	7,825
Owner - Propriétaires	6,330	5,320	340	670	175	6.3	6,330	6,050	5,795
Tenant - Locataires	2,785	545	150	2,090	395	4.2	2,730	2,235	2,030

TABLE 117. Households by service of household head in World War II and tenure showing specified dwelling attributes, for provinces, rural, urban, and cities of 30,000 population and over, 1951 - Continued

TABLEAU 117. Ménages selon le service du chef dans la II<sup>e</sup> Guerre Mondiale et le mode d'occupation, et certains attributs de logement, provinces, régions rurales et urbaines, et cités de 30,000 et plus, 1951 - suite

Service of household head in World War II, and tenure  Service du chef de ménage dans la II <sup>e</sup> Guerre Mondiale et mode d'occupation	Total	Type of dwelling Genre de logement			Dwellings in need of major repair Logements ayant besoin de réparations importantes	Average number of rooms per dwelling Moyenne de pièces par logement	Dwellings with: Logements pourvus de:		
		Single detached Unique- maison seule	Single attached Unique- maison attéante	Apartments and flats Apparte- ments et plain-pied			Running water Eau courante	Flush toilet (exclusive use) Toilettes avec chasse d'eau (usage exclusif)	Bath or shower (exclusive use) Baignoire ou douche (usage exclusif)
<b>ONTARIO - Con. - suite</b>									
<b>Kitchener - Con. - fin</b>									
Service in World War II - Service dans la II <sup>e</sup> Guerre Mondiale.....	2,455	1,365	115	970	115	4.9	2,430	2,215	2,120
Owner - Propriétaires.....	1,170	1,000	--	115	--	5.8	1,160	1,115	1,080
Tenant - Locataires.....	1,285	365	--	855	--	4.0	1,270	1,100	1,040
<b>London</b>									
All household heads - Tous chefs de ménage	26,385	16,790	1,150	8,415	1,635	5.3	26,135	24,620	23,395
Owner - Propriétaires.....	15,895	13,735	430	1,710	655	6.0	15,855	15,335	14,810
Tenant - Locataires.....	10,490	3,055	720	6,705	980	4.4	10,280	9,285	8,585
No service in World War II - Aucun service dans la II <sup>e</sup> Guerre Mondiale.....	19,190	12,625	855	5,695	1,175	5.5	19,010	17,980	17,075
Owner - Propriétaires.....	12,305	10,535	350	1,405	515	6.1	12,270	11,865	11,460
Tenant - Locataires.....	6,885	2,090	505	4,290	660	4.4	6,740	6,115	5,615
Service in World War II - Service dans la II <sup>e</sup> Guerre Mondiale.....	7,195	4,165	295	2,720	460	4.9	7,125	6,640	6,320
Owner - Propriétaires.....	3,590	3,200	--	305	140	5.5	3,585	3,470	3,350
Tenant - Locataires.....	3,605	965	215	2,415	320	4.3	3,540	3,170	2,970
<b>Oshawa</b>									
All household heads - Tous chefs de ménage	11,225	8,400	355	2,395	970	5.3	10,405	8,880	8,480
Owner - Propriétaires.....	8,245	7,245	190	785	520	5.7	7,705	6,840	6,595
Tenant - Locataires.....	2,980	1,155	165	1,610	450	4.3	2,700	2,040	1,885
No service in World War II - Aucun service dans la II <sup>e</sup> Guerre Mondiale.....	8,365	6,425	275	1,620	745	5.5	7,715	6,645	6,360
Owner - Propriétaires.....	6,380	5,615	155	590	445	5.8	5,925	5,275	5,090
Tenant - Locataires.....	1,985	810	120	1,030	300	4.4	1,790	1,370	1,270
Service in World War II - Service dans la II <sup>e</sup> Guerre Mondiale.....	2,860	1,975	--	775	225	5.0	2,690	2,235	2,120
Owner - Propriétaires.....	1,865	1,630	--	195	--	5.4	1,780	1,565	1,505
Tenant - Locataires.....	995	345	--	580	150	4.2	910	670	615
<b>Ottawa</b>									
All household heads - Tous chefs de ménage	48,965	21,195	8,180	19,415	4,210	5.5	46,860	43,820	41,600
Owner - Propriétaires.....	21,260	16,830	1,655	2,715	905	6.3	20,005	19,170	18,715
Tenant - Locataires.....	27,705	4,365	6,525	16,700	3,305	4.8	26,855	24,650	22,885
No service in World War II - Aucun service dans la II <sup>e</sup> Guerre Mondiale.....	34,860	14,835	6,445	13,465	3,080	5.6	33,455	31,450	29,830
Owner - Propriétaires.....	16,010	12,315	1,315	2,340	745	6.5	15,115	14,445	14,075
Tenant - Locataires.....	18,850	2,520	5,130	11,125	2,335	4.9	18,340	17,005	15,755
Service in World War II - Service dans la II <sup>e</sup> Guerre Mondiale.....	14,105	6,360	1,735	5,950	1,130	5.1	13,405	12,370	11,770
Owner - Propriétaires.....	5,250	4,515	340	375	160	5.9	4,890	4,725	4,640
Tenant - Locataires.....	8,855	1,845	1,395	5,575	970	4.6	8,515	7,645	7,130
<b>Peterborough</b>									
All household heads - Tous chefs de ménage	10,020	7,110	880	2,025	825	5.5	9,845	8,860	8,255
Owner - Propriétaires.....	6,370	5,715	205	445	260	5.9	6,255	5,900	5,655
Tenant - Locataires.....	3,650	1,395	675	1,580	565	4.8	3,590	2,960	2,600
No service in World War II - Aucun service dans la II <sup>e</sup> Guerre Mondiale.....	7,535	5,210	755	1,565	625	5.6	7,405	6,645	6,165
Owner - Propriétaires.....	4,980	4,390	195	390	190	6.0	4,905	4,615	4,415
Tenant - Locataires.....	2,555	820	560	1,175	435	4.8	2,500	2,030	1,750
Service in World War II - Service dans la II <sup>e</sup> Guerre Mondiale.....	2,485	1,900	125	460	200	5.0	2,440	2,215	2,090
Owner - Propriétaires.....	1,390	1,325	--	--	--	5.3	1,350	1,285	1,240
Tenant - Locataires.....	1,095	575	115	405	130	4.7	1,090	930	850
<b>Port Arthur</b>									
All household heads - Tous chefs de ménage	8,425	6,350	680	1,390	1,015	4.9	8,020	7,350	6,455
Owner - Propriétaires.....	6,275	5,405	500	370	630	5.1	5,960	5,625	4,995
Tenant - Locataires.....	2,150	945	180	1,020	385	4.2	2,060	1,725	1,460
No service in World War II - Aucun service dans la II <sup>e</sup> Guerre Mondiale.....	6,465	4,900	475	1,090	835	5.0	6,165	5,630	4,935
Owner - Propriétaires.....	5,005	4,350	355	300	545	5.2	4,775	4,500	4,010
Tenant - Locataires.....	1,460	550	120	790	290	4.1	1,390	1,130	925
Service in World War II - Service dans la II <sup>e</sup> Guerre Mondiale.....	1,960	1,450	205	300	180	4.5	1,855	1,720	1,520
Owner - Propriétaires.....	1,270	1,055	145	--	--	4.7	1,185	1,125	985
Tenant - Locataires.....	690	395	--	230	--	4.2	670	595	535

**TABLE 117. Households by service of household head in World War II and tenure showing specified dwelling attributes, for provinces, rural, urban, and cities of 30,000 population and over, 1951 - Continued**

**TABLEAU 117. Ménages selon le service du chef dans la II<sup>e</sup> Guerre Mondiale et le mode d'occupation, et certains attributs de logement, provinces, régions rurales et urbaines, et cités de 30,000 et plus, 1951 - suite**

Service of household head in World War II, and tenure Service du chef de ménage dans la II <sup>e</sup> Guerre Mondiale et mode d'occupation	Total	Type of dwelling Genre de logement			Dwellings in need of major repair Logements ayant besoin de réparations importantes	Average number of rooms per dwelling Moyenne de pièces par logement	Dwellings with: Logements pourvus de:		
		Single detached Unique-maison seule	Single attached Unique-maison attenante	Apartments and flats Appartements et plain-pied			Running water Eau courante	Flush toilet (exclusive use) Toilettes avec chasse d'eau (usage exclusif)	Bath or shower (exclusive use) Baignoire ou douche (usage exclusif)
<b>ONTARIO - Con.-suite</b>									
<b>St. Catharines</b>									
All household heads - Tous chefs de ménage	10,380	7,460	525	2,385	805	5.4	10,350	9,950	9,600
Owner - Propriétaires	6,595	5,825	265	500	275	5.9	6,585	6,490	6,330
Tenant - Locataires	3,785	1,635	260	1,885	530	4.5	3,765	3,460	3,270
No service in World War II - Aucun service dans la II <sup>e</sup> Guerre Mondiale	8,205	5,895	410	1,890	665	5.5	8,175	7,855	7,590
Owner - Propriétaires	5,455	4,765	210	475	255	6.0	5,445	5,360	5,225
Tenant - Locataires	2,750	1,130	200	1,415	410	4.6	2,730	2,495	2,365
Service in World War II - Service dans la II <sup>e</sup> Guerre Mondiale	2,175	1,565	115	495	140	5.0	2,175	2,095	2,010
Owner - Propriétaires	1,140	1,060	--	--	--	5.5	1,140	1,130	1,105
Tenant - Locataires	1,035	505	--	470	120	4.4	1,035	965	905
<b>Samia</b>									
All household heads - Tous chefs de ménage	9,380	6,810	380	2,115	710	5.2	9,105	8,370	7,925
Owner - Propriétaires	6,620	5,630	215	745	365	5.5	6,485	6,080	5,805
Tenant - Locataires	2,760	1,180	165	1,370	345	4.3	2,620	2,290	2,120
No service in World War II - Aucun service dans la II <sup>e</sup> Guerre Mondiale	6,870	4,960	310	1,530	510	5.3	6,660	6,120	5,775
Owner - Propriétaires	5,160	4,305	175	650	285	5.6	5,060	4,730	4,515
Tenant - Locataires	1,710	655	135	880	225	4.4	1,600	1,390	1,260
Service in World War II - Service dans la II <sup>e</sup> Guerre Mondiale	2,510	1,850	--	585	200	4.8	2,445	2,250	2,150
Owner - Propriétaires	1,460	1,325	--	--	--	5.2	1,425	1,350	1,290
Tenant - Locataires	1,050	525	--	490	120	4.2	1,020	900	860
<b>Sault Ste. Marie</b>									
All household heads - Tous chefs de ménage	7,855	5,325	270	2,255	930	5.4	7,795	6,875	6,195
Owner - Propriétaires	5,330	4,525	135	670	480	5.9	5,295	4,880	4,490
Tenant - Locataires	2,525	800	135	1,585	450	4.5	2,500	1,995	1,705
No service in World War II - Aucun service dans la II <sup>e</sup> Guerre Mondiale	6,205	4,265	220	1,720	780	5.6	6,160	5,480	4,900
Owner - Propriétaires	4,510	3,815	115	580	415	6.0	4,480	4,145	3,810
Tenant - Locataires	1,695	450	105	1,140	365	4.5	1,680	1,335	1,090
Service in World War II - Service dans la II <sup>e</sup> Guerre Mondiale	1,650	1,060	--	535	150	4.9	1,635	1,395	1,295
Owner - Propriétaires	820	710	--	--	--	5.3	815	735	680
Tenant - Locataires	830	350	--	445	120	4.4	820	660	615
<b>Sudbury</b>									
All household heads - Tous chefs de ménage	9,450	3,855	1,060	4,525	1,075	4.4	9,390	7,975	6,405
Owner - Propriétaires	4,435	2,935	570	930	255	5.3	4,420	3,925	3,415
Tenant - Locataires	5,015	920	490	3,595	820	3.7	4,970	4,050	2,990
No service in World War II - Aucun service dans la II <sup>e</sup> Guerre Mondiale	7,325	3,240	860	3,220	805	4.6	7,285	6,195	4,920
Owner - Propriétaires	3,835	2,515	490	830	215	5.3	3,825	3,395	2,895
Tenant - Locataires	3,490	725	370	2,390	590	3.9	3,460	2,800	2,025
Service in World War II - Service dans la II <sup>e</sup> Guerre Mondiale	2,125	615	200	1,305	270	3.9	2,105	1,780	1,485
Owner - Propriétaires	600	420	--	100	--	5.0	595	530	520
Tenant - Locataires	1,525	195	120	1,205	230	3.5	1,510	1,250	965
<b>Toronto</b>									
All household heads - Tous chefs de ménage	157,175	49,975	59,860	46,700	10,905	6.0	156,635	141,440	139,410
Owner - Propriétaires	97,795	42,935	45,740	8,820	4,430	6.7	97,755	89,970	89,360
Tenant - Locataires	59,380	7,040	14,120	37,880	6,475	4.7	58,880	51,470	50,050
No service in World War II - Aucun service dans la II <sup>e</sup> Guerre Mondiale	129,135	42,325	49,710	36,595	8,645	6.1	128,740	117,195	115,675
Owner - Propriétaires	83,620	37,010	38,740	7,625	3,690	6.8	83,580	77,235	76,765
Tenant - Locataires	45,515	5,315	10,970	28,970	4,955	4.8	45,160	39,960	38,910
Service in World War II - Service dans la II <sup>e</sup> Guerre Mondiale	28,040	7,650	10,150	10,105	2,260	5.6	27,895	24,245	23,735
Owner - Propriétaires	14,175	5,925	7,000	1,195	740	6.5	14,175	12,735	12,595
Tenant - Locataires	13,865	1,725	3,150	8,910	1,520	4.6	13,720	11,510	11,140



TABLE 117. Households by service of household head in World War II and tenure showing specified dwelling attributes, for provinces, rural, urban, and cities of 30,000 population and over, 1951 - Continued

TABLEAU 117. Ménages selon le service du chef dans la II<sup>e</sup> Guerre Mondiale et le mode d'occupation, et certains attributs de logement, provinces, régions rurales et urbaines, et cités de 30,000 et plus, 1951 - suite

Service of household head in World War II, and tenure Service du chef de ménage dans la II <sup>e</sup> Guerre Mondiale et mode d'occupation	Total	Type of dwelling Genre de logement			Dwellings in need of major repair Logements ayant besoin de réparations importantes	Average number of rooms per dwelling Moyenne de pièces par logement	Dwellings with: Logements pourvus de:		
		Single detached Unique-maison seule	Single attached Unique-maison attenante	Apartments and flats Appartements et plain-pied			Running water Eau courante	Flush toilet (exclusive use) Toilettes avec chasse d'eau (usage exclusif)	Bath or shower (exclusive use) Baignoire ou douche (usage exclusif)
<b>ONTARIO - Con.-fin</b>									
<b>Windsor</b>									
All household heads - Tous chefs de ménage	31,815	20,015	2,125	9,545	2,630	5.2	31,595	29,685	28,880
Owner - Propriétaires	17,300	14,825	875	1,505	745	5.9	17,275	16,895	16,670
Tenant - Locataires	14,515	5,190	1,250	8,040	1,885	4.3	14,320	12,790	12,210
No service in World War II - Aucun service dans la II <sup>e</sup> Guerre Mondiale	24,320	15,300	1,705	7,200	1,975	5.3	24,140	22,740	22,100
Owner - Propriétaires	14,585	12,380	775	1,340	605	6.0	14,560	14,230	14,035
Tenant - Locataires	9,735	2,920	930	5,860	1,370	4.3	9,580	8,510	8,065
Service in World War II - Service dans la II <sup>e</sup> Guerre Mondiale	7,495	4,715	420	2,345	655	4.7	7,455	6,945	6,780
Owner - Propriétaires	2,715	2,445	100	165	140	5.4	2,715	2,665	2,635
Tenant - Locataires	4,780	2,270	320	2,180	515	4.3	4,740	4,280	4,145
<b>MANITOBA</b>									
All household heads - Tous chefs de ménage	202,400	158,615	7,300	36,090	27,440	4.7	110,385	90,425	87,625
Owner - Propriétaires	144,645	132,740	4,140	7,485	19,585	5.0	69,100	58,830	58,540
Tenant - Locataires	57,755	25,875	3,160	28,605	7,855	4.1	41,285	31,595	29,085
No service in World War II - Aucun service dans la II <sup>e</sup> Guerre Mondiale	161,655	128,180	5,960	27,165	23,210	4.8	81,965	66,410	64,405
Owner - Propriétaires	121,605	111,345	3,750	6,255	17,170	5.0	54,830	46,260	46,090
Tenant - Locataires	40,050	16,835	2,210	20,910	6,040	4.0	27,135	20,150	18,315
Service in World War II - Service dans la II <sup>e</sup> Guerre Mondiale	40,745	30,435	1,340	8,925	4,230	4.6	28,420	24,015	23,220
Owner - Propriétaires	23,040	21,395	390	1,230	2,415	4.9	14,270	12,570	12,450
Tenant - Locataires	17,705	9,040	950	7,695	1,815	4.1	14,150	11,445	10,770
<b>Rural - Régions rurales</b>									
All household heads - Tous chefs de ménage	83,690	77,920	3,950	1,515	17,460	4.8	9,375	4,995	6,620
Owner - Propriétaires	69,780	65,955	2,895	700	14,310	4.8	7,095	3,280	4,730
Tenant - Locataires	13,910	11,965	1,055	815	3,150	4.7	2,280	1,715	1,890
No service in World War II - Aucun service dans la II <sup>e</sup> Guerre Mondiale	73,525	68,820	3,335	1,095	15,495	4.8	7,500	3,670	5,110
Owner - Propriétaires	62,835	59,405	2,660	560	12,915	4.8	6,265	2,915	4,195
Tenant - Locataires	10,690	9,415	675	535	2,580	4.7	1,235	755	915
Service in World War II - Service dans la II <sup>e</sup> Guerre Mondiale	10,165	9,100	615	420	1,965	4.7	1,875	1,325	1,510
Owner - Propriétaires	6,945	6,550	235	140	1,395	4.7	830	365	535
Tenant - Locataires	3,220	2,550	380	280	570	4.7	1,045	960	975
<b>Urban - Régions urbaines</b>									
All household heads - Tous chefs de ménage	118,710	80,695	3,350	34,575	9,980	4.7	101,010	85,430	81,005
Owner - Propriétaires	74,865	66,785	1,245	6,785	5,275	5.3	62,005	55,550	53,810
Tenant - Locataires	43,845	13,910	2,105	27,790	4,705	3.8	39,005	29,880	27,195
No service in World War II - Aucun service dans la II <sup>e</sup> Guerre Mondiale	88,130	59,360	2,625	26,070	7,715	4.8	74,465	62,740	59,295
Owner - Propriétaires	58,770	51,940	1,090	5,695	4,255	5.3	48,565	43,345	41,895
Tenant - Locataires	29,360	7,420	1,535	20,375	3,460	3.8	25,900	19,395	17,400
Service in World War II - Service dans la II <sup>e</sup> Guerre Mondiale	30,580	21,335	725	8,505	2,265	4.5	26,545	22,690	21,710
Owner - Propriétaires	16,095	14,845	155	1,090	1,020	5.0	13,440	12,205	11,915
Tenant - Locataires	14,485	6,490	570	7,415	1,245	4.0	13,105	10,485	9,795
<b>Winnipeg</b>									
All household heads - Tous chefs de ménage	64,630	36,270	2,110	26,215	4,165	4.8	63,455	54,045	50,405
Owner - Propriétaires	34,280	28,980	575	4,705	1,525	5.6	34,200	31,475	30,045
Tenant - Locataires	30,350	7,290	1,535	21,510	2,640	3.8	29,255	22,570	20,360
No service in World War II - Aucun service dans la II <sup>e</sup> Guerre Mondiale	49,465	27,510	1,635	20,290	3,210	4.8	48,510	41,340	38,455
Owner - Propriétaires	28,210	23,760	505	3,925	1,250	5.7	28,140	25,900	24,705
Tenant - Locataires	21,255	3,750	1,130	16,365	1,960	3.7	20,370	15,440	13,750
Service in World War II - Service dans la II <sup>e</sup> Guerre Mondiale	15,165	8,760	475	5,925	955	4.5	14,945	12,705	11,950
Owner - Propriétaires	6,070	5,220	--	780	275	5.3	6,060	5,575	5,340
Tenant - Locataires	9,095	3,540	405	5,145	680	4.0	8,885	7,130	6,610

**TABLE 117. Households by service of household head in World War II and tenure showing specified dwelling attributes, for provinces, rural, urban, and cities of 30,000 population and over, 1951 - Continued**

**TABLEAU 117. Ménages selon le service du chef dans la II<sup>e</sup> Guerre Mondiale et le mode d'occupation, et certains attributs de logement, provinces, régions rurales et urbaines, et cités de 30,000 et plus, 1951 - suite**

Service of household head in World War II, and tenure — Service du chef de ménage dans la II <sup>e</sup> Guerre Mondiale et mode d'occupation	Total	Type of dwelling — Genre de logement			Dwellings in need of major repair — Logements ayant besoin de réparations importantes	Average number of rooms per dwelling — Moyenne de pièces par logement	Dwellings with: — Logements pourvus de:		
		Single detached — Uniquement maison seule	Single attached — Uniquement maison attenante	Apartments and flats — Appartements et plain-pied			Running water — Eau courante	Flush toilet (exclusive use) — Toilettes avec chasse d'eau (usage exclusif)	Bath or shower (exclusive use) — Baignoire ou douche (usage exclusif)
<b>SASKATCHEWAN</b>									
<b>All household heads - Tous chefs de ménage</b>	<b>221,455</b>	<b>192,100</b>	<b>8,815</b>	<b>19,705</b>	<b>45,325</b>	<b>4.6</b>	<b>59,180</b>	<b>42,395</b>	<b>44,010</b>
Owner - Propriétaires .....	164,800	153,655	6,285	4,300	33,610	4.8	38,410	28,635	30,655
Tenant - Locataires .....	56,655	38,445	2,530	15,405	11,715	4.1	20,770	13,760	13,355
<b>No service in World War II - Aucun service dans la II<sup>e</sup> Guerre Mondiale</b>	<b>184,810</b>	<b>161,930</b>	<b>7,345</b>	<b>14,895</b>	<b>39,320</b>	<b>4.6</b>	<b>44,590</b>	<b>31,010</b>	<b>32,720</b>
Owner - Propriétaires .....	143,165	133,790	5,475	3,460	30,100	4.8	30,895	22,370	24,325
Tenant - Locataires .....	41,645	28,140	1,870	11,435	9,220	4.1	13,695	8,640	8,395
<b>Service in World War II - Service dans la II<sup>e</sup> Guerre Mondiale</b>	<b>36,645</b>	<b>30,170</b>	<b>1,470</b>	<b>4,810</b>	<b>6,005</b>	<b>4.4</b>	<b>14,590</b>	<b>11,385</b>	<b>11,290</b>
Owner - Propriétaires .....	21,635	19,865	810	840	3,510	4.6	7,515	6,265	6,330
Tenant - Locataires .....	15,010	10,305	660	3,970	2,495	4.2	7,075	5,120	4,960
<b>Rural - Régions rurales</b>									
<b>All household heads - Tous chefs de ménage</b>	<b>151,750</b>	<b>141,795</b>	<b>7,030</b>	<b>2,245</b>	<b>37,305</b>	<b>4.6</b>	<b>11,165</b>	<b>3,890</b>	<b>7,275</b>
Owner - Propriétaires .....	121,430	114,645	5,390	910	29,565	4.7	9,070	2,965	5,970
Tenant - Locataires .....	30,320	27,150	1,640	1,335	7,740	4.6	2,095	925	1,305
<b>No service in World War II - Aucun service dans la II<sup>e</sup> Guerre Mondiale</b>	<b>133,165</b>	<b>124,935</b>	<b>6,015</b>	<b>1,690</b>	<b>33,095</b>	<b>4.7</b>	<b>9,770</b>	<b>3,370</b>	<b>6,465</b>
Owner - Propriétaires .....	109,350	103,460	4,790	725	26,835	4.7	8,275	2,730	5,500
Tenant - Locataires .....	23,815	21,475	1,225	965	6,260	4.6	1,495	640	965
<b>Service in World War II - Service dans la II<sup>e</sup> Guerre Mondiale</b>	<b>18,585</b>	<b>16,860</b>	<b>1,015</b>	<b>555</b>	<b>4,210</b>	<b>4.5</b>	<b>1,395</b>	<b>520</b>	<b>810</b>
Owner - Propriétaires .....	12,080	11,185	600	185	2,730	4.4	795	235	470
Tenant - Locataires .....	6,505	5,675	415	370	1,480	4.6	600	285	340
<b>Urban - Régions urbaines</b>									
<b>All household heads - Tous chefs de ménage</b>	<b>69,705</b>	<b>50,305</b>	<b>1,785</b>	<b>17,460</b>	<b>8,020</b>	<b>4.5</b>	<b>48,015</b>	<b>38,505</b>	<b>36,735</b>
Owner - Propriétaires .....	43,370	39,010	895	3,390	4,045	5.1	29,340	25,670	24,685
Tenant - Locataires .....	26,335	11,295	890	14,070	3,975	3.6	18,675	12,835	12,050
<b>No service in World War II - Aucun service dans la II<sup>e</sup> Guerre Mondiale</b>	<b>51,645</b>	<b>36,995</b>	<b>1,330</b>	<b>13,205</b>	<b>6,225</b>	<b>4.6</b>	<b>34,820</b>	<b>27,640</b>	<b>26,255</b>
Owner - Propriétaires .....	33,815	30,330	685	2,735	3,265	5.1	22,620	19,640	18,825
Tenant - Locataires .....	17,830	6,665	645	10,470	2,960	3.5	12,200	8,000	7,430
<b>Service in World War II - Service dans la II<sup>e</sup> Guerre Mondiale</b>	<b>18,060</b>	<b>13,310</b>	<b>455</b>	<b>4,255</b>	<b>1,795</b>	<b>4.4</b>	<b>13,195</b>	<b>10,865</b>	<b>10,480</b>
Owner - Propriétaires .....	9,555	8,680	210	655	780	4.8	6,720	6,030	5,860
Tenant - Locataires .....	8,505	4,630	245	3,600	1,015	3.9	6,475	4,835	4,620
<b>Regina</b>									
<b>All household heads - Tous chefs de ménage</b>	<b>19,160</b>	<b>13,125</b>	<b>540</b>	<b>5,450</b>	<b>2,155</b>	<b>4.5</b>	<b>15,030</b>	<b>12,305</b>	<b>11,495</b>
Owner - Propriétaires .....	11,060	10,035	175	830	955	5.2	8,690	7,840	7,360
Tenant - Locataires .....	8,100	3,090	365	4,620	1,200	3.5	6,340	4,465	4,135
<b>No service in World War II - Aucun service dans la II<sup>e</sup> Guerre Mondiale</b>	<b>13,420</b>	<b>9,020</b>	<b>375</b>	<b>3,995</b>	<b>1,565</b>	<b>4.5</b>	<b>10,580</b>	<b>8,615</b>	<b>8,005</b>
Owner - Propriétaires .....	8,165	7,425	115	610	770	5.3	6,430	5,775	5,410
Tenant - Locataires .....	5,255	1,595	260	3,385	795	3.3	4,150	2,840	2,595
<b>Service in World War II - Service dans la II<sup>e</sup> Guerre Mondiale</b>	<b>5,740</b>	<b>4,105</b>	<b>165</b>	<b>1,455</b>	<b>590</b>	<b>4.3</b>	<b>4,450</b>	<b>3,690</b>	<b>3,490</b>
Owner - Propriétaires .....	2,895	2,610	--	220	185	4.8	2,260	2,065	1,950
Tenant - Locataires .....	2,845	1,495	105	1,235	405	3.7	2,190	1,625	1,540
<b>Saskatoon</b>									
<b>All household heads - Tous chefs de ménage</b>	<b>14,980</b>	<b>10,580</b>	<b>245</b>	<b>4,135</b>	<b>1,055</b>	<b>4.7</b>	<b>12,465</b>	<b>10,895</b>	<b>10,275</b>
Owner - Propriétaires .....	9,585	8,510	115	950	570	5.2	8,030	7,675	7,245
Tenant - Locataires .....	5,395	2,070	130	3,185	485	3.7	4,435	3,220	3,030
<b>No service in World War II - Aucun service dans la II<sup>e</sup> Guerre Mondiale</b>	<b>10,930</b>	<b>7,590</b>	<b>210</b>	<b>3,110</b>	<b>770</b>	<b>4.7</b>	<b>9,040</b>	<b>7,860</b>	<b>7,370</b>
Owner - Propriétaires .....	7,240	6,360	--	780	405	5.3	6,115	5,830	5,485
Tenant - Locataires .....	3,690	1,230	120	2,330	365	3.5	2,925	2,030	1,885
<b>Service in World War II - Service dans la II<sup>e</sup> Guerre Mondiale</b>	<b>4,050</b>	<b>2,990</b>	<b>--</b>	<b>1,025</b>	<b>285</b>	<b>4.4</b>	<b>3,425</b>	<b>3,035</b>	<b>2,905</b>
Owner - Propriétaires .....	2,345	2,150	--	170	165	4.8	1,915	1,845	1,760
Tenant - Locataires .....	1,705	840	--	855	120	3.9	1,510	1,190	1,145

**TABLE 117. Households by service of household head in World War II and tenure showing specified dwelling attributes, for provinces, rural, urban, and cities of 30,000 population and over, 1951 - Continued**

**TABLEAU 117. Ménages selon le service du chef dans la II<sup>e</sup> Guerre Mondiale et le mode d'occupation, et certains attributs de logement, provinces, régions rurales et urbaines, et cités de 30,000 et plus, 1951 - suite**

Service of household head in World War II, and tenure Service du chef de ménage dans la II <sup>e</sup> Guerre Mondiale et mode d'occupation	Total	Type of dwelling Genre de logement			Dwellings in need of major repair Logements ayant besoin de réparations importantes	Average number of rooms per dwelling Moyenne de pièces par logement	Dwellings with: Logements pourvus de:		
		Single detached Unique-maison seule	Single attached Unique-maison attenante	Apartments and flats Appartements et plain-pied			Running water Eau courante	Flush toilet (exclusive use) Toilettes avec chasse d'eau (usage exclusif)	Bath or shower (exclusive use) Baignoire ou douche (usage exclusif)
<b>ALBERTA</b>									
All household heads - Tous chefs de ménage	250,750	204,000	7,850	37,085	48,205	4.5	124,495	96,475	95,355
Owner - Propriétaires	179,055	163,795	4,630	9,300	33,925	4.7	81,980	67,610	67,970
Tenant - Locataires	71,695	40,205	3,220	27,785	14,280	3.7	42,515	28,865	27,385
No service in World War II - Aucun service dans la II <sup>e</sup> Guerre Mondiale	199,225	165,060	6,230	26,440	40,605	4.5	91,250	69,560	68,840
Owner - Propriétaires	149,035	136,145	4,085	7,635	29,735	4.8	63,930	52,020	52,300
Tenant - Locataires	50,190	28,915	2,145	18,805	10,870	3.7	27,320	17,540	16,540
Service in World War II - Service dans la II <sup>e</sup> Guerre Mondiale	51,525	38,940	1,620	10,645	7,600	4.3	33,245	26,915	26,515
Owner - Propriétaires	30,020	27,650	545	1,665	4,190	4.6	18,050	15,590	15,670
Tenant - Locataires	21,505	11,290	1,075	8,980	3,410	3.8	15,195	11,325	10,845
<b>Rural - Régions rurales</b>									
All household heads - Tous chefs de ménage	125,325	118,150	4,465	1,435	34,730	4.4	18,420	10,620	12,215
Owner - Propriétaires	100,395	95,460	3,320	545	27,600	4.5	14,680	8,625	10,110
Tenant - Locataires	24,930	22,690	1,145	890	7,130	4.0	3,740	1,995	2,105
No service in World War II - Aucun service dans la II <sup>e</sup> Guerre Mondiale	109,075	102,940	3,860	1,130	30,520	4.4	15,660	9,165	10,525
Owner - Propriétaires	89,310	84,860	2,990	490	24,675	4.5	13,020	7,815	9,095
Tenant - Locataires	19,765	18,080	870	640	5,845	4.0	2,640	1,350	1,430
Service in World War II - Service dans la II <sup>e</sup> Guerre Mondiale	16,250	15,210	605	305	4,210	4.2	2,760	1,455	1,690
Owner - Propriétaires	11,085	10,600	330	--	2,925	4.2	1,660	810	1,015
Tenant - Locataires	5,165	4,610	275	250	1,285	4.0	1,100	645	675
<b>Urban - Régions urbaines</b>									
All household heads - Tous chefs de ménage	125,425	85,850	3,385	35,650	13,475	4.5	106,075	85,855	83,140
Owner - Propriétaires	78,660	68,335	1,310	8,755	6,325	5.1	67,300	58,985	57,860
Tenant - Locataires	46,765	17,515	2,075	26,895	7,150	3.6	38,775	26,870	25,280
No service in World War II - Aucun service dans la II <sup>e</sup> Guerre Mondiale	90,150	62,120	2,370	25,310	10,085	4.6	75,590	60,395	58,315
Owner - Propriétaires	59,725	51,285	1,095	7,145	5,060	5.1	50,910	44,205	43,205
Tenant - Locataires	30,425	10,835	1,275	18,165	5,025	3.5	24,680	16,190	15,110
Service in World War II - Service dans la II <sup>e</sup> Guerre Mondiale	35,275	23,730	1,015	10,340	3,390	4.3	30,485	25,460	24,825
Owner - Propriétaires	18,935	17,050	215	1,610	1,265	4.8	16,390	14,780	14,655
Tenant - Locataires	16,340	6,680	800	8,730	2,125	3.8	14,095	10,680	10,170
<b>Calgary</b>									
All household heads - Tous chefs de ménage	37,710	22,070	480	15,020	2,660	4.5	35,780	29,610	28,625
Owner - Propriétaires	22,240	18,245	165	3,750	975	5.2	21,755	20,180	19,810
Tenant - Locataires	15,470	3,825	315	11,270	1,685	3.4	14,025	9,430	8,815
No service in World War II - Aucun service dans la II <sup>e</sup> Guerre Mondiale	26,300	15,320	350	10,510	1,900	4.6	24,810	20,420	19,690
Owner - Propriétaires	16,245	13,040	140	2,990	770	5.3	15,870	14,590	14,275
Tenant - Locataires	10,055	2,280	210	7,520	1,130	3.3	8,940	5,830	5,415
Service in World War II - Service dans la II <sup>e</sup> Guerre Mondiale	11,410	6,750	130	4,510	760	4.3	10,970	9,190	8,935
Owner - Propriétaires	5,995	5,205	--	760	205	4.9	5,885	5,590	5,535
Tenant - Locataires	5,415	1,545	105	3,750	555	3.6	5,085	3,600	3,400
<b>Edmonton</b>									
All household heads - Tous chefs de ménage	42,925	28,440	1,110	13,270	4,625	4.6	39,040	33,400	32,305
Owner - Propriétaires	26,325	23,055	315	2,930	2,025	5.2	24,475	22,700	22,185
Tenant - Locataires	16,600	5,385	795	10,340	2,600	3.6	14,565	10,700	10,120
No service in World War II - Aucun service dans la II <sup>e</sup> Guerre Mondiale	30,080	20,010	660	9,355	3,420	4.6	27,105	22,690	21,850
Owner - Propriétaires	19,495	16,795	265	2,415	1,565	5.3	18,040	16,540	16,125
Tenant - Locataires	10,585	3,215	395	6,940	1,855	3.4	9,065	6,150	5,725
Service in World War II - Service dans la II <sup>e</sup> Guerre Mondiale	12,845	8,430	450	3,915	1,205	4.5	11,935	10,710	10,455
Owner - Propriétaires	6,830	6,260	--	515	460	5.0	6,435	6,160	6,060
Tenant - Locataires	6,015	2,170	400	3,400	745	3.9	5,500	4,550	4,395

TABLE 117. Households by service of household head in World War II and tenure showing specified dwelling attributes, for provinces, rural, urban, and cities of 30,000 population and over, 1951 - Concluded

TABLEAU 117. Ménages selon le service du chef dans la II<sup>e</sup> Guerre Mondiale et le mode d'occupation, et certains attributs de logement, provinces, régions rurales et urbaines, et cités de 30,000 et plus, 1951 - fin

Service of household head in World War II, and tenure  Service du chef de ménage dans la II <sup>e</sup> Guerre Mondiale et mode d'occupation	Total	Type of dwelling — Genre de logement			Dwellings in need of major repair — Logements ayant besoin de réparations importantes	Average number of rooms per dwelling — Moyenne de pièces par logement	Dwellings with: — Logements pourvus de:		
		Single detached — Unique- maison seule	Single attached — Unique- maison attéante	Apartments and flats — Apparte- ments et plain-pied			Running water — Eau courante	Flush toilet (exclusive use) — Toilettes avec chasse d'eau (usage exclusif)	Bath or shower (exclusive use) — Baignoire ou douche ou usage exclusif)
<b>BRITISH COLUMBIA</b>									
All household heads - Tous chefs de ménage	337,780	277,065	13,405	45,880	33,530	4.6	294,120	237,895	232,620
Owner - Propriétaires	235,160	221,855	4,445	8,110	19,985	4.9	204,490	186,530	184,530
Tenant - Locataires	102,620	55,210	8,960	37,770	13,545	3.8	89,630	71,365	68,090
No service in World War II - Aucun service dans la II <sup>e</sup> Guerre Mondiale	255,890	211,665	9,250	34,000	27,005	4.6	219,645	191,195	187,255
Owner - Propriétaires	185,945	175,030	3,655	6,680	16,855	4.9	159,705	144,955	143,390
Tenant - Locataires	69,945	36,635	5,595	27,320	10,150	3.7	59,940	46,240	43,865
Service in World War II - Service dans la II <sup>e</sup> Guerre Mondiale	81,890	65,400	4,155	11,880	6,525	4.5	74,475	66,700	65,365
Owner - Propriétaires	49,215	46,825	790	1,430	3,130	4.8	44,785	41,575	41,140
Tenant - Locataires	32,675	18,575	3,365	10,450	3,395	3.9	29,690	25,125	24,225
<b>Rural - Régions rurales</b>									
All household heads - Tous chefs de ménage	105,765	100,065	3,270	1,865	17,910	4.2	67,180	50,455	49,895
Owner - Propriétaires	76,605	74,635	1,115	485	11,975	4.4	48,230	36,815	36,760
Tenant - Locataires	29,160	25,430	2,155	1,380	5,935	3.7	18,950	13,640	13,135
No service in World War II - Aucun service dans la II <sup>e</sup> Guerre Mondiale	83,640	79,580	2,355	1,275	14,960	4.3	51,550	38,210	37,845
Owner - Propriétaires	63,295	61,665	950	385	10,405	4.4	38,990	29,635	29,620
Tenant - Locataires	20,345	17,915	1,405	890	4,555	3.7	12,560	8,575	8,225
Service in World War II - Service dans la II <sup>e</sup> Guerre Mondiale	22,125	20,485	915	590	2,950	4.1	15,630	12,245	12,050
Owner - Propriétaires	13,310	12,970	165	100	1,570	4.3	9,240	7,180	7,140
Tenant - Locataires	8,815	7,515	750	490	1,380	3.9	6,390	5,065	4,910
<b>Urban - Régions urbaines</b>									
All household heads - Tous chefs de ménage	232,015	177,000	10,135	44,015	15,620	4.7	226,940	207,440	202,725
Owner - Propriétaires	158,555	147,220	3,330	7,625	8,010	5.2	156,260	149,715	147,770
Tenant - Locataires	73,460	29,780	6,805	36,390	7,610	3.8	70,680	57,725	54,955
No service in World War II - Aucun service dans la II <sup>e</sup> Guerre Mondiale	172,250	132,085	6,895	32,725	12,045	4.8	168,095	152,985	149,410
Owner - Propriétaires	122,850	113,365	2,705	6,295	6,450	5.2	120,715	115,320	113,770
Tenant - Locataires	49,600	18,720	4,190	26,430	5,595	3.7	47,380	37,665	35,640
Service in World War II - Service dans la II <sup>e</sup> Guerre Mondiale	59,765	44,915	3,240	11,290	3,575	4.6	58,845	54,455	53,315
Owner - Propriétaires	35,905	33,855	625	1,330	1,560	5.0	35,545	34,395	34,000
Tenant - Locataires	23,860	11,060	2,615	9,960	2,015	3.9	23,300	20,060	19,315
<b>Vancouver</b>									
All household heads - Tous chefs de ménage	101,330	68,485	4,000	28,420	5,495	4.8	100,200	90,850	89,060
Owner - Propriétaires	63,885	57,920	1,150	4,670	2,315	5.4	63,665	61,530	61,010
Tenant - Locataires	37,445	10,565	2,850	23,750	3,180	3.7	36,535	29,320	28,050
No service in World War II - Aucun service dans la II <sup>e</sup> Guerre Mondiale	77,290	52,545	2,875	21,645	4,320	4.8	76,290	68,970	67,530
Owner - Propriétaires	50,765	45,745	975	3,920	1,855	5.4	50,585	48,745	48,280
Tenant - Locataires	26,525	6,800	1,900	17,725	2,465	3.7	25,705	20,225	19,250
Service in World War II - Service dans la II <sup>e</sup> Guerre Mondiale	24,040	15,940	1,125	6,775	1,175	4.6	23,910	21,880	21,530
Owner - Propriétaires	13,120	12,175	175	750	460	5.2	13,080	12,785	12,730
Tenant - Locataires	10,920	3,765	950	6,025	715	3.9	10,830	9,095	8,800
<b>Victoria</b>									
All household heads - Tous chefs de ménage	15,790	9,960	950	4,840	680	4.8	15,580	14,000	13,680
Owner - Propriétaires	9,195	8,165	245	765	320	5.5	9,155	8,635	8,565
Tenant - Locataires	6,595	1,795	705	4,075	360	3.8	6,425	5,365	5,115
No service in World War II - Aucun service dans la II <sup>e</sup> Guerre Mondiale	11,435	7,345	585	3,470	510	4.9	11,240	10,075	9,805
Owner - Propriétaires	7,140	6,340	200	585	280	5.5	7,100	6,700	6,635
Tenant - Locataires	4,295	1,005	385	2,885	230	3.8	4,140	3,375	3,170
Service in World War II - Service dans la II <sup>e</sup> Guerre Mondiale	4,355	2,615	365	1,370	170	4.6	4,340	3,925	3,875
Owner - Propriétaires	2,055	1,825	--	180	--	5.4	2,055	1,935	1,930
Tenant - Locataires	2,300	790	320	1,190	130	3.9	2,285	1,990	1,945

TABLE 118. Households by service of household head in World War II and tenure showing household size and composition, and number of crowded households, for provinces, rural, urban, and cities of 30,000 population and over, 1951

TABLEAU 118. Ménages selon le service du chef dans la II<sup>e</sup> Guerre Mondiale et le mode d'occupation, importance numérique du ménage et nombre de ménages encombrés, provinces, régions rurales et urbaines, et cités de 30,000 et plus, 1951

Service of household head in World War II and tenure  Service du chef de ménage dans la II <sup>e</sup> Guerre Mondiale et mode d'occupation	Total	Households by number of families — Ménages selon le nombre de familles			Households by number of lodgers — Ménages selon le nombre de chambres				Average number of persons per household — Moyenne de personnes par ménage	Number of crowded households — Nombre de ménages encombrés
		0	1	2+	0	1	2	3+		
		<b>CANADA</b>								
All household heads — Tous chefs de ménage	3,409,295	385,010	2,794,860	229,425	3,081,085	171,310	73,480	83,420	4.0	641,820
Owner — Propriétaires	2,236,955	231,700	1,840,300	164,955	2,027,900	107,790	47,970	53,295	4.1	384,330
Tenant — Locataires	1,172,340	153,310	954,560	64,470	1,053,185	63,520	25,510	30,125	3.7	257,490
No service in World War II — Aucun service dans la II <sup>e</sup> Guerre Mondiale	2,791,270	362,785	2,233,580	194,905	2,514,395	146,600	61,110	69,165	4.0	518,255
Owner — Propriétaires	1,905,025	221,290	1,540,695	143,040	1,724,610	94,910	40,605	44,900	4.1	327,160
Tenant — Locataires	886,245	141,495	692,885	51,865	789,785	51,690	20,505	24,265	3.7	191,095
Service in World War II — Service dans la II <sup>e</sup> Guerre Mondiale	618,025	22,225	561,280	34,520	566,690	24,710	12,370	14,255	4.0	123,565
Owner — Propriétaires	331,930	10,410	299,605	21,915	303,290	12,880	7,365	8,395	4.1	57,170
Tenant — Locataires	286,095	11,815	261,675	12,605	263,400	11,830	5,005	5,860	3.8	66,395
<b>Rural — Régions rurales</b>										
All household heads — Tous chefs de ménage	1,254,260	154,295	1,039,340	60,625	1,195,645	43,260	8,750	6,605	4.2	285,210
Owner — Propriétaires	1,028,780	124,600	849,230	54,950	980,995	35,610	6,960	5,215	4.3	229,590
Tenant — Locataires	225,480	29,695	190,110	5,675	214,650	7,650	1,790	1,390	3.8	55,620
No service in World War II — Aucun service dans la II <sup>e</sup> Guerre Mondiale	1,099,600	144,700	898,820	56,080	1,047,195	38,895	7,825	5,685	4.2	247,960
Owner — Propriétaires	925,530	117,785	756,375	51,370	881,890	32,675	6,330	4,635	4.3	205,720
Tenant — Locataires	174,070	26,915	142,445	4,710	165,305	6,220	1,495	1,050	3.7	42,240
Service in World War II — Service dans la II <sup>e</sup> Guerre Mondiale	154,660	9,595	140,520	4,545	148,450	4,365	925	920	4.0	37,250
Owner — Propriétaires	103,250	6,815	92,855	3,580	99,105	2,935	630	580	4.1	23,870
Tenant — Locataires	51,410	2,780	47,665	965	49,345	1,430	295	340	3.9	13,380
<b>Urban — Régions urbaines</b>										
All household heads — Tous chefs de ménage	2,155,035	230,715	1,755,520	168,800	1,885,440	128,050	64,730	76,815	3.9	356,610
Owner — Propriétaires	1,208,175	107,100	991,070	110,005	1,046,905	72,180	41,010	48,080	4.0	154,740
Tenant — Locataires	946,860	123,615	764,450	58,795	838,535	55,870	23,720	28,735	3.7	201,870
No service in World War II — Aucun service dans la II <sup>e</sup> Guerre Mondiale	1,691,670	218,085	1,334,760	138,825	1,467,200	107,705	53,285	63,480	3.8	270,295
Owner — Propriétaires	979,495	103,505	784,320	91,670	842,720	62,235	34,275	40,265	4.0	121,440
Tenant — Locataires	712,175	114,580	550,440	47,155	624,480	45,470	19,010	23,215	3.7	148,855
Service in World War II — Service dans la II <sup>e</sup> Guerre Mondiale	463,365	12,630	420,760	29,975	418,240	20,345	11,445	13,335	4.0	86,315
Owner — Propriétaires	228,680	3,595	206,750	18,335	204,185	9,945	6,735	7,815	4.1	33,300
Tenant — Locataires	234,685	9,035	214,010	11,640	214,055	10,400	4,710	5,520	3.8	53,015
<b>NEWFOUNDLAND</b>										
All household heads — Tous chefs de ménage	70,980	4,230	59,110	7,640	66,690	2,505	860	925	5.0	23,030
Owner — Propriétaires	61,540	3,820	50,980	6,740	58,100	2,105	660	675	5.0	19,095
Tenant — Locataires	9,440	410	8,130	900	8,590	400	200	250	4.9	3,935
No service in World War II — Aucun service dans la II <sup>e</sup> Guerre Mondiale	67,225	4,120	55,675	7,430	63,140	2,400	825	860	5.0	22,030
Owner — Propriétaires	59,235	3,750	48,875	6,610	55,890	2,050	645	650	5.0	18,555
Tenant — Locataires	7,990	370	6,800	820	7,250	350	180	210	5.0	3,475
Service in World War II — Service dans la II <sup>e</sup> Guerre Mondiale	3,755	110	3,435	210	3,550	105	--	--	4.4	1,000
Owner — Propriétaires	2,305	--	2,105	130	2,210	--	--	--	4.4	540
Tenant — Locataires	1,450	--	1,330	--	1,340	--	--	--	4.3	460
<b>Rural — Régions rurales</b>										
All household heads — Tous chefs de ménage	41,245	2,625	34,500	4,120	39,395	1,295	315	240	4.9	13,040
Owner — Propriétaires	39,435	2,530	32,890	4,015	37,690	1,240	295	210	4.9	12,515
Tenant — Locataires	1,810	--	1,610	105	1,705	--	--	--	4.7	525
No service in World War II — Aucun service dans la II <sup>e</sup> Guerre Mondiale	39,870	2,565	33,275	4,030	38,080	1,275	305	210	4.9	12,755
Owner — Propriétaires	38,405	2,485	31,980	3,940	36,705	1,225	285	190	5.0	12,285
Tenant — Locataires	1,465	--	1,295	--	1,375	--	--	--	4.9	470
Service in World War II — Service dans la II <sup>e</sup> Guerre Mondiale	1,375	--	1,225	--	1,315	--	--	--	4.3	285
Owner — Propriétaires	1,030	--	910	--	985	--	--	--	4.5	230
Tenant — Locataires	345	--	315	--	330	--	--	--	3.8	--
<b>Urban — Régions urbaines</b>										
All household heads — Tous chefs de ménage	29,735	1,605	24,610	3,520	27,295	1,210	545	685	5.0	9,990
Owner — Propriétaires	22,105	1,290	18,090	2,725	20,410	865	365	465	5.0	6,580
Tenant — Locataires	7,630	315	6,520	795	6,885	345	180	220	4.9	3,410

**TABLE 118. Households by service of household head in World War II and tenure showing household size and composition, and number of crowded households, for provinces, rural, urban, and cities of 30,000 population and over, 1951 - Continued**

**TABLEAU 118. Ménages selon le service du chef dans la II<sup>e</sup> Guerre Mondiale et le mode d'occupation, importance numérique du ménage et nombre de ménages encombrés, provinces, régions rurales et urbaines, et cités de 30,000 et plus, 1951 - suite**

Service of household head in World War II and tenure Service du chef de ménage dans la II <sup>e</sup> Guerre Mondiale et mode d'occupation	Total	Households by number of families Ménages selon le nombre de familles			Households by number of lodgers Ménages selon le nombre de chambreurs				Average number of persons per household Moyenne de personnes par ménage	Number of crowded households Nombre de ménages encombrés
		0	1	2+	0	1	2	3+		
		<b>NEWFOUNDLAND - Con.-fin</b>								
<b>Urban - Con. - Régions urbaines - fin</b>										
No service in World War II - Aucun service dans la II <sup>e</sup> Guerre Mondiale	27,355	1,555	22,400	3,400	25,060	1,125	520	650	5.1	9,275
Owner - Propriétaires	20,830	1,265	16,895	2,670	19,185	825	360	460	5.1	6,270
Tenant - Locataires	6,525	290	5,505	730	5,875	300	160	190	5.0	3,005
Service in World War II - Service dans la II <sup>e</sup> Guerre Mondiale	2,380	--	2,210	120	2,235	--	--	--	4.4	715
Owner - Propriétaires	1,275	--	1,195	--	1,225	--	--	--	4.4	310
Tenant - Locataires	1,105	--	1,015	--	1,010	--	--	--	4.4	405
<b>St. John's</b>										
All household heads - Tous chefs de ménage	10,570	705	8,490	1,375	9,500	390	265	415	4.8	2,970
Owner - Propriétaires	6,520	500	5,105	915	5,865	220	170	265	4.8	1,160
Tenant - Locataires	4,050	205	3,385	460	3,635	170	--	150	4.9	1,810
No service in World War II - Aucun service dans la II <sup>e</sup> Guerre Mondiale	9,600	700	7,590	1,310	8,590	355	260	395	4.8	2,675
Owner - Propriétaires	6,100	500	4,715	885	5,465	205	170	260	4.8	1,095
Tenant - Locataires	3,500	200	2,875	425	3,125	150	--	135	4.9	1,580
Service in World War II - Service dans la II <sup>e</sup> Guerre Mondiale	970	--	900	--	910	--	--	--	4.5	295
Owner - Propriétaires	420	--	390	--	400	--	--	--	4.3	--
Tenant - Locataires	550	--	510	--	510	--	--	--	4.6	230
<b>PRINCE EDWARD ISLAND</b>										
All household heads - Tous chefs de ménage	22,455	2,730	18,230	1,495	20,865	980	360	250	4.3	3,515
Owner - Propriétaires	18,305	2,310	14,725	1,270	17,275	710	205	115	4.3	2,575
Tenant - Locataires	4,150	420	3,505	225	3,590	270	155	135	4.2	940
No service in World War II - Aucun service dans la II <sup>e</sup> Guerre Mondiale	18,285	2,580	14,390	1,315	16,970	830	285	200	4.2	2,600
Owner - Propriétaires	15,590	2,185	12,280	1,125	14,690	615	195	--	4.3	2,010
Tenant - Locataires	2,695	395	2,110	190	2,280	215	--	110	4.1	590
Service in World War II - Service dans la II <sup>e</sup> Guerre Mondiale	4,170	150	3,840	180	3,895	150	--	--	4.6	915
Owner - Propriétaires	2,715	125	2,445	145	2,585	--	--	--	4.8	565
Tenant - Locataires	1,455	--	1,395	--	1,310	--	--	--	4.3	350
<b>Rural - Régions rurales</b>										
All household heads - Tous chefs de ménage	16,880	2,090	13,725	1,065	16,255	510	--	--	4.3	2,545
Owner - Propriétaires	15,325	1,930	12,355	1,040	14,755	465	--	--	4.4	2,215
Tenant - Locataires	1,555	160	1,370	--	1,500	--	--	--	4.1	330
No service in World War II - Aucun service dans la II <sup>e</sup> Guerre Mondiale	14,305	1,970	11,380	955	13,750	445	--	--	4.3	2,005
Owner - Propriétaires	13,305	1,820	10,555	930	12,800	405	--	--	4.3	1,790
Tenant - Locataires	1,000	150	825	--	950	--	--	--	4.0	215
Service in World War II - Service dans la II <sup>e</sup> Guerre Mondiale	2,575	120	2,345	110	2,505	--	--	--	4.7	540
Owner - Propriétaires	2,020	110	1,800	110	1,955	--	--	--	4.8	425
Tenant - Locataires	555	--	545	--	550	--	--	--	4.2	115
<b>Urban - Régions urbaines</b>										
All household heads - Tous chefs de ménage	5,575	640	4,505	430	4,610	470	300	195	4.2	970
Owner - Propriétaires	2,980	380	2,370	230	2,520	245	150	--	4.2	360
Tenant - Locataires	2,595	260	2,135	200	2,090	225	150	130	4.2	610
No service in World War II - Aucun service dans la II <sup>e</sup> Guerre Mondiale	3,980	610	3,010	360	3,220	385	225	150	4.1	595
Owner - Propriétaires	2,285	365	1,725	195	1,890	210	140	--	4.1	220
Tenant - Locataires	1,695	245	1,285	165	1,330	175	--	105	4.2	375
Service in World War II - Service dans la II <sup>e</sup> Guerre Mondiale	1,595	--	1,495	--	1,390	--	--	--	4.5	375
Owner - Propriétaires	695	--	645	--	630	--	--	--	4.8	140
Tenant - Locataires	900	--	850	--	760	--	--	--	4.3	235
<b>NOVA SCOTIA</b>										
All household heads - Tous chefs de ménage	149,555	16,810	121,120	11,625	134,335	9,150	2,870	3,200	4.2	27,615
Owner - Propriétaires	113,945	12,955	91,535	9,455	102,625	6,960	2,140	2,220	4.2	18,420
Tenant - Locataires	35,610	3,855	29,585	2,170	31,710	2,190	730	980	4.0	9,195

TABLE 118. Households by service of household head in World War II and tenure showing household size and composition, and number of crowded households, for provinces, rural, urban, and cities of 30,000 population and over, 1951 - Continued

TABLEAU 118. Ménages selon le service du chef dans la II<sup>e</sup> Guerre Mondiale et le mode d'occupation, importance numérique du ménage et nombre de ménages encombrés, provinces, régions rurales et urbaines, et cités de 30,000 et plus, 1951 - suite

Service of household head in World War II and tenure — Service du chef de ménage dans la II <sup>e</sup> Guerre Mondiale et mode d'occupation	Total	Households by number of families — Ménages selon le nombre de familles			Households by number of lodgers — Ménages selon le nombre de chambreurs				Average number of persons per household — Moyenne de personnes par ménage	Number of crowded households — Nombre de ménages encombrés
		0	1	2 +	0	1	2	3 +		
		<b>NOVA SCOTIA—Con.—fin</b>								
No service in World War II — Aucun service dans la II <sup>e</sup> Guerre Mondiale	119,005	15,865	93,330	9,810	106,375	7,680	2,350	2,600	4.1	20,060
Owner — Propriétaires	94,780	12,315	74,245	8,220	85,020	6,085	1,795	1,880	4.2	14,195
Tenant — Locataires	24,225	3,550	19,085	1,590	21,355	1,595	555	720	3.9	5,865
Service in World War II — Service dans la II <sup>e</sup> Guerre Mondiale	30,550	945	27,790	1,815	27,960	1,470	520	600	4.4	7,555
Owner — Propriétaires	19,165	640	17,290	1,235	17,605	875	345	340	4.6	4,225
Tenant — Locataires	11,385	305	10,500	580	10,355	595	175	260	4.2	3,330
<b>Rural — Régions rurales</b>										
All household heads — Tous chefs de ménage	71,125	9,305	57,140	4,680	65,900	3,915	710	600	4.1	11,715
Owner — Propriétaires	62,865	8,450	50,010	4,405	58,155	3,540	620	550	4.1	9,835
Tenant — Locataires	8,260	855	7,130	275	7,745	375	--	--	4.0	1,880
No service in World War II — Aucun service dans la II <sup>e</sup> Guerre Mondiale	60,255	8,810	47,140	4,305	55,565	3,500	650	540	4.0	9,235
Owner — Propriétaires	54,275	8,005	42,185	4,085	49,995	3,200	575	505	4.1	7,985
Tenant — Locataires	5,980	805	4,955	220	5,570	300	--	--	3.9	1,250
Service in World War II — Service dans la II <sup>e</sup> Guerre Mondiale	10,870	495	10,000	375	10,335	415	--	--	4.4	2,480
Owner — Propriétaires	8,590	445	7,825	320	8,160	340	--	--	4.4	1,850
Tenant — Locataires	2,280	--	2,175	--	2,175	--	--	--	4.3	630
<b>Urban — Régions urbaines</b>										
All household heads — Tous chefs de ménage	78,430	7,505	63,980	6,945	68,435	5,235	2,160	2,600	4.2	15,900
Owner — Propriétaires	51,080	4,505	41,525	5,050	44,470	3,420	1,520	1,870	4.4	8,585
Tenant — Locataires	27,350	3,000	22,455	1,895	23,965	1,815	640	930	4.0	7,315
No service in World War II — Aucun service dans la II <sup>e</sup> Guerre Mondiale	58,750	7,055	46,190	5,505	50,810	4,180	1,700	2,060	4.2	10,825
Owner — Propriétaires	40,505	4,310	32,060	4,135	35,025	2,885	1,220	1,375	4.3	6,210
Tenant — Locataires	18,245	2,745	14,130	1,370	15,785	1,295	480	685	3.9	4,615
Service in World War II — Service dans la II <sup>e</sup> Guerre Mondiale	19,680	450	17,790	1,440	17,625	1,055	460	540	4.4	5,075
Owner — Propriétaires	10,575	195	9,465	915	9,445	535	300	295	4.7	2,375
Tenant — Locataires	9,105	255	8,325	525	8,180	520	160	245	4.1	2,700
<b>Halifax</b>										
All household heads — Tous chefs de ménage	18,710	2,150	14,590	1,970	15,045	1,770	840	1,055	4.1	4,510
Owner — Propriétaires	8,785	775	6,855	1,155	6,855	825	510	595	4.4	1,285
Tenant — Locataires	9,925	1,375	7,735	815	8,190	945	330	460	3.9	3,225
No service in World War II — Aucun service dans la II <sup>e</sup> Guerre Mondiale	13,300	2,010	9,845	1,445	10,650	1,235	625	790	4.1	2,915
Owner — Propriétaires	6,545	745	4,935	865	5,115	605	370	455	4.3	870
Tenant — Locataires	6,755	1,265	4,910	580	5,535	630	255	335	3.8	2,045
Service in World War II — Service dans la II <sup>e</sup> Guerre Mondiale	5,410	140	4,745	526	4,395	535	215	265	4.3	1,595
Owner — Propriétaires	2,240	--	1,920	290	1,740	220	140	140	4.6	415
Tenant — Locataires	3,170	110	2,825	235	2,655	315	--	125	4.1	1,180
<b>Sydney</b>										
All household heads — Tous chefs de ménage	6,325	325	5,125	875	5,130	485	305	405	4.8	1,480
Owner — Propriétaires	4,350	225	3,485	640	3,515	335	225	275	4.9	860
Tenant — Locataires	1,975	100	1,640	235	1,615	150	--	130	4.6	620
No service in World War II — Aucun service dans la II <sup>e</sup> Guerre Mondiale	5,100	315	4,045	740	4,125	410	250	315	4.8	1,105
Owner — Propriétaires	3,740	225	2,960	555	3,025	300	190	225	4.9	695
Tenant — Locataires	1,360	--	1,085	185	1,100	110	--	--	4.6	410
Service in World War II — Service dans la II <sup>e</sup> Guerre Mondiale	1,225	--	1,080	135	1,005	--	--	--	4.7	375
Owner — Propriétaires	610	--	525	--	490	--	--	--	5.0	165
Tenant — Locataires	615	--	555	--	515	--	--	--	4.5	210
<b>NEW BRUNSWICK</b>										
All household heads — Tous chefs de ménage	114,010	11,115	94,650	8,245	104,780	6,095	1,635	1,500	4.4	24,130
Owner — Propriétaires	81,210	7,780	66,770	6,660	75,200	4,025	1,005	980	4.6	17,755
Tenant — Locataires	32,800	3,335	27,880	1,585	29,580	2,070	630	520	3.9	6,375
No service in World War II — Aucun service dans la II <sup>e</sup> Guerre Mondiale	90,855	10,560	73,175	7,120	83,130	5,060	1,385	1,280	4.4	18,905
Owner — Propriétaires	67,810	7,410	54,505	5,895	62,555	3,520	895	840	4.6	14,565
Tenant — Locataires	23,045	3,150	18,670	1,225	20,575	1,540	490	440	3.9	4,340

TABLE 118. Households by service of household head in World War II and tenure showing household size and composition, and number of crowded households, for provinces, rural, urban, and cities of 30,000 population and over, 1951 - Continued

TABLEAU 118. Ménages selon le service du chef dans la II<sup>e</sup> Guerre Mondiale et le mode d'occupation, importance numérique du ménage et nombre de ménages encombrés, provinces, régions rurales et urbaines, et cités de 30,000 et plus, 1951 - suite

Service of household head in World War II and tenure Service du chef de ménage dans la II <sup>e</sup> Guerre Mondiale et mode d'occupation	Total	Households by number of families Ménages selon le nombre de familles			Households by number of lodgers Ménages selon le nombre de chambreurs				Average number of persons per household Moyenne de personnes par ménage	Number of crowded households Nombre de ménages encombrés
		0	1	2+	0	1	2	3+		
		<b>NEW BRUNSWICK - Con.-fin</b>								
Service in World War II - Service dans la II <sup>e</sup> Guerre Mondiale	23,155	555	21,475	1,125	21,650	1,035	250	220	4.4	5,225
Owner - Propriétaires	13,400	370	12,265	765	12,645	505	110	140	4.6	3,190
Tenant - Locataires	9,755	185	9,210	360	9,005	530	140	--	4.1	2,035
<b>Rural - Régions rurales</b>										
All household heads - Tous chefs de ménage	62,225	5,600	51,630	4,995	58,645	2,795	430	355	4.8	16,245
Owner - Propriétaires	54,710	4,970	45,065	4,675	51,535	2,480	375	320	4.8	14,080
Tenant - Locataires	7,515	630	6,565	320	7,110	315	--	--	4.3	2,165
No service in World War II - Aucun service dans la II <sup>e</sup> Guerre Mondiale	52,065	5,265	42,380	4,420	48,940	2,430	380	315	4.8	13,275
Owner - Propriétaires	46,670	4,685	37,810	4,175	43,870	2,185	335	280	4.8	11,755
Tenant - Locataires	5,395	580	4,570	245	5,070	245	--	--	4.3	1,520
Service in World War II - Service dans la II <sup>e</sup> Guerre Mondiale	10,160	335	9,250	575	9,705	365	--	--	4.7	2,970
Owner - Propriétaires	8,040	285	7,255	500	7,665	295	--	--	4.8	2,325
Tenant - Locataires	2,120	--	1,995	--	2,040	--	--	--	4.4	645
<b>Urban - Régions urbaines</b>										
All household heads - Tous chefs de ménage	51,785	5,515	43,020	3,250	46,135	3,300	1,205	1,145	4.0	7,385
Owner - Propriétaires	26,500	2,810	21,705	1,985	23,665	1,545	630	660	4.2	3,675
Tenant - Locataires	25,285	2,705	21,315	1,265	22,470	1,755	575	485	3.8	4,210
No service in World War II - Aucun service dans la II <sup>e</sup> Guerre Mondiale	38,790	5,295	30,795	2,700	34,190	2,630	1,005	965	4.0	5,630
Owner - Propriétaires	21,140	2,725	16,695	1,720	18,685	1,335	560	560	4.2	2,810
Tenant - Locataires	17,650	2,570	14,100	980	15,505	1,295	445	405	3.7	2,820
Service in World War II - Service dans la II <sup>e</sup> Guerre Mondiale	12,995	220	12,225	550	11,945	670	200	180	4.2	2,255
Owner - Propriétaires	5,360	--	5,010	265	4,980	210	--	100	4.4	865
Tenant - Locataires	7,635	135	7,215	285	6,965	460	130	--	4.0	1,390
<b>Saint John</b>										
All household heads - Tous chefs de ménage	13,180	1,905	10,520	755	11,605	980	310	285	3.8	1,810
Owner - Propriétaires	2,910	545	2,170	195	2,580	160	--	--	3.7	200
Tenant - Locataires	10,270	1,360	8,350	560	9,025	820	235	190	3.8	1,610
No service in World War II - Aucun service dans la II <sup>e</sup> Guerre Mondiale	10,035	1,850	7,550	635	8,725	780	270	260	3.7	1,280
Owner - Propriétaires	2,480	540	1,760	180	2,170	150	--	--	3.6	155
Tenant - Locataires	7,555	1,310	5,790	455	6,555	630	200	170	3.7	1,125
Service in World War II - Service dans la II <sup>e</sup> Guerre Mondiale	3,145	--	2,970	120	2,880	200	--	--	4.1	530
Owner - Propriétaires	430	--	410	--	410	--	--	--	4.2	--
Tenant - Locataires	2,715	--	2,560	105	2,470	190	--	--	4.0	485
<b>QUÉBEC</b>										
All household heads - Tous chefs de ménage	858,785	69,235	729,945	59,605	787,510	39,665	15,525	16,085	4.6	216,955
Owner - Propriétaires	416,960	27,920	357,870	31,170	391,740	14,930	5,180	5,110	5.1	105,050
Tenant - Locataires	441,825	41,315	372,075	28,435	395,770	24,735	10,345	10,975	4.1	111,905
No service in World War II - Aucun service dans la II <sup>e</sup> Guerre Mondiale	762,580	66,275	641,795	54,510	698,295	35,895	13,920	14,470	4.6	194,635
Owner - Propriétaires	390,555	27,275	333,720	29,560	366,935	14,030	4,845	4,745	5.1	99,550
Tenant - Locataires	372,025	39,000	308,075	24,950	331,360	21,865	9,075	9,725	4.1	95,085
Service in World War II - Service dans la II <sup>e</sup> Guerre Mondiale	96,205	2,960	88,150	5,095	89,215	3,770	1,605	1,615	4.1	22,320
Owner - Propriétaires	26,405	645	24,150	1,610	24,805	900	335	365	4.5	5,500
Tenant - Locataires	69,800	2,315	64,000	3,485	64,410	2,870	1,270	1,250	3.9	16,820
<b>Rural - Régions rurales</b>										
All household heads - Tous chefs de ménage	255,385	18,895	219,690	16,800	245,970	6,735	1,575	1,105	5.3	75,900
Owner - Propriétaires	215,435	15,080	184,650	15,705	207,810	5,465	1,290	870	5.4	64,310
Tenant - Locataires	39,950	3,815	35,040	1,095	38,160	1,270	285	235	4.2	11,590
No service in World War II - Aucun service dans la II <sup>e</sup> Guerre Mondiale	242,815	18,395	208,180	16,240	233,880	6,400	1,515	1,020	5.3	72,440
Owner - Propriétaires	207,465	14,755	177,455	15,255	200,135	5,260	1,235	835	5.5	62,235
Tenant - Locataires	35,350	3,640	30,725	985	33,745	1,140	280	185	4.2	10,205



TABLE 118. Households by service of household head in World War II and tenure showing household size and composition, and number of crowded households, for provinces, rural, urban, and cities of 30,000 population and over, 1951 - Continued

TABLEAU 118. Ménages selon le service du chef dans la II<sup>e</sup> Guerre Mondiale et le mode d'occupation, importance numérique du ménage et nombre de ménages encombrés, provinces, régions rurales et urbaines, et cités de 30,000 et plus, 1951 - suite

Service of household head in World War II and tenure  Service du chef de ménage dans la II <sup>e</sup> Guerre Mondiale et mode d'occupation	Total	Households by number of families — Ménages selon le nombre de familles			Households by number of lodgers — Ménages selon le nombre de chambreurs				Average number of persons per household — Moyenne de personnes par ménage	Number of crowded households — Nombre de ménages encombrés
		0	1	2+	0	1	2	3+		
<b>QUÉBEC - Con. - suite</b>										
<b>Rural - Con. - Régions rurales - fin</b>										
Service in World War II - Service dans la II <sup>e</sup>										
Guerre Mondiale .....	12,570	500	11,510	560	12,090	335	--	--	4.5	3,460
Owner - Propriétaires .....	7,970	325	7,195	450	7,675	205	--	--	4.7	2,075
Tenant - Locataires .....	4,600	175	4,315	110	4,415	130	--	--	4.3	1,385
<b>Urban - Régions urbaines</b>										
All household heads - Tous chefs de ménage	603,400	50,340	510,255	42,805	541,540	32,930	13,950	14,980	4.3	141,055
Owner - Propriétaires .....	201,525	12,840	173,220	15,465	183,930	9,465	3,890	4,240	4.7	40,740
Tenant - Locataires .....	401,875	37,500	337,035	27,340	357,610	23,465	10,060	10,740	4.0	100,315
No service in World War II - Aucun service										
dans la II <sup>e</sup> Guerre Mondiale .....	519,765	47,880	433,615	38,270	464,415	29,495	12,405	13,450	4.3	122,195
Owner - Propriétaires .....	183,090	12,520	156,265	14,305	166,800	8,770	3,610	3,910	4.8	37,315
Tenant - Locataires .....	336,675	35,360	277,350	23,965	297,615	20,725	8,795	9,540	4.1	84,880
Service in World War II - Service dans la II <sup>e</sup>										
Guerre Mondiale .....	83,635	2,460	76,640	4,535	77,125	3,435	1,545	1,530	4.0	18,860
Owner - Propriétaires .....	18,435	320	16,955	1,160	17,130	695	280	330	4.4	3,425
Tenant - Locataires .....	65,200	2,140	59,685	3,375	59,995	2,740	1,265	1,200	3.9	15,435
<b>Hull</b>										
All household heads - Tous chefs de ménage	9,325	450	7,940	935	8,320	490	265	250	4.6	3,105
Owner - Propriétaires .....	4,175	220	3,420	535	3,685	195	140	155	4.9	1,190
Tenant - Locataires .....	5,150	230	4,520	400	4,635	295	125	--	4.3	1,915
No service in World War II - Aucun service										
dans la II <sup>e</sup> Guerre Mondiale .....	7,135	430	5,955	750	6,350	390	200	195	4.6	2,300
Owner - Propriétaires .....	3,435	205	2,775	455	3,025	165	105	140	5.0	955
Tenant - Locataires .....	3,700	225	3,180	295	3,325	225	--	--	4.3	1,345
Service in World War II - Service dans la II <sup>e</sup>										
Guerre Mondiale .....	2,190	--	1,985	185	1,970	100	--	--	4.4	805
Owner - Propriétaires .....	740	--	645	--	660	--	--	--	4.7	235
Tenant - Locataires .....	1,450	--	1,340	105	1,310	--	--	--	4.3	570
<b>Montréal</b>										
All household heads - Tous chefs de ménage	247,485	28,385	196,490	22,610	214,855	15,395	7,645	9,590	4.0	51,940
Owner - Propriétaires .....	43,215	3,550	35,170	4,495	38,395	2,215	1,150	1,455	4.2	5,825
Tenant - Locataires .....	204,270	24,835	161,320	18,115	176,460	13,180	6,495	8,135	3.9	46,115
No service in World War II - Aucun service										
dans la II <sup>e</sup> Guerre Mondiale .....	211,100	26,780	164,190	20,130	181,910	13,815	6,810	8,565	4.0	44,400
Owner - Propriétaires .....	39,385	3,485	31,750	4,150	34,935	2,050	1,075	1,325	4.2	5,320
Tenant - Locataires .....	171,715	23,295	132,440	15,980	146,975	11,765	5,735	7,240	3.9	39,080
Service in World War II - Service dans la II <sup>e</sup>										
Guerre Mondiale .....	36,385	1,605	32,300	2,480	32,945	1,580	835	1,025	3.8	7,540
Owner - Propriétaires .....	3,830	--	3,420	345	3,460	165	--	130	4.1	505
Tenant - Locataires .....	32,555	1,540	28,880	2,135	29,485	1,415	760	895	3.8	7,035
<b>Outremont</b>										
All household heads - Tous chefs de ménage	7,420	700	6,095	625	6,545	535	235	105	3.9	370
Owner - Propriétaires .....	2,375	190	2,030	155	2,235	105	--	--	4.4	--
Tenant - Locataires .....	5,045	510	4,065	470	4,310	430	210	--	3.7	310
No service in World War II - Aucun service										
dans la II <sup>e</sup> Guerre Mondiale .....	6,800	675	5,525	600	6,020	485	200	--	3.9	310
Owner - Propriétaires .....	2,275	190	1,935	150	2,140	100	--	--	4.3	--
Tenant - Locataires .....	4,525	485	3,590	450	3,880	385	175	--	3.7	250
Service in World War II - Service dans la II <sup>e</sup>										
Guerre Mondiale .....	620	--	570	--	525	--	--	--	4.1	--
Owner - Propriétaires .....	100	--	--	--	--	--	--	--	5.1	--
Tenant - Locataires .....	520	--	475	--	430	--	--	--	3.9	--
<b>Québec</b>										
All household heads - Tous chefs de ménage	34,970	3,605	29,565	1,800	31,960	1,680	655	675	4.4	9,015
Owner - Propriétaires .....	8,540	820	7,140	580	7,815	335	175	215	5.1	2,070
Tenant - Locataires .....	26,430	2,785	22,425	1,220	24,145	1,345	480	460	4.2	6,945
No service in World War II - Aucun service										
dans la II <sup>e</sup> Guerre Mondiale .....	30,975	3,435	25,910	1,630	28,230	1,530	590	625	4.5	7,960
Owner - Propriétaires .....	7,985	795	6,650	540	7,310	310	165	200	5.1	1,920
Tenant - Locataires .....	22,990	2,640	19,260	1,090	20,920	1,220	425	425	4.2	6,040
Service in World War II - Service dans la II <sup>e</sup>										
Guerre Mondiale .....	3,995	170	3,655	170	3,730	150	--	--	4.2	1,055
Owner - Propriétaires .....	555	--	490	--	505	--	--	--	5.0	150
Tenant - Locataires .....	3,440	145	3,165	130	3,225	125	--	--	4.0	905

TABLE 118. Households by service of household head in World War II and tenure showing household size and composition, and number of crowded households, for provinces, rural, urban, and cities of 30,000 population and over, 1951 - Continued

TABLEAU 118. Ménages selon le service du chef dans la II<sup>e</sup> Guerre Mondiale et le mode d'occupation, importance numérique du ménage et nombre de ménages encombrés, provinces, régions rurales et urbaines, et cités de 30,000 et plus, 1951 - suite

Service of household head in World War II and tenure — Service du chef de ménage dans la II <sup>e</sup> Guerre Mondiale et mode d'occupation	Total	Households by number of families — Ménages selon le nombre de familles			Households by number of lodgers — Ménages selon le nombre de chambreurs				Average number of persons per household — Moyenne de personnes par ménage	Number of crowded households — Nombre de ménages encombrés
		0	1	2+	0	1	2	3+		
		<b>QUÉBEC—Con.—fin</b>								
<b>Sherbrooke</b>										
All household heads — Tous chefs de ménage	11,545	975	10,110	460	10,485	670	225	165	4.1	2,820
Owner — Propriétaires	3,785	275	3,310	200	3,480	180	--	--	4.7	915
Tenant — Locataires	7,760	700	6,800	260	7,005	490	145	120	3.9	1,905
No service in World War II — Aucun service dans la II <sup>e</sup> Guerre Mondiale	10,050	940	8,695	415	9,090	575	220	165	4.2	2,475
Owner — Propriétaires	3,370	260	2,920	190	3,080	165	--	--	4.7	825
Tenant — Locataires	6,680	680	5,775	225	6,010	410	140	120	3.9	1,650
Service in World War II — Service dans la II <sup>e</sup> Guerre Mondiale	1,495	--	1,415	--	1,395	--	--	--	4.0	345
Owner — Propriétaires	415	--	390	--	400	--	--	--	4.7	--
Tenant — Locataires	1,080	--	1,025	--	995	--	--	--	3.7	255
<b>Trois-Rivières</b>										
All household heads — Tous chefs de ménage	9,530	600	8,415	515	8,860	455	120	--	4.6	2,690
Owner — Propriétaires	2,670	125	2,325	220	2,450	135	--	--	5.1	750
Tenant — Locataires	6,860	475	6,090	295	6,410	320	--	--	4.3	1,940
No service in World War II — Aucun service dans la II <sup>e</sup> Guerre Mondiale	8,470	580	7,435	455	7,865	405	115	--	4.6	2,455
Owner — Propriétaires	2,475	110	2,180	185	2,285	115	--	--	5.1	710
Tenant — Locataires	5,995	470	5,255	270	5,580	290	--	--	4.4	1,745
Service in World War II — Service dans la II <sup>e</sup> Guerre Mondiale	1,060	--	980	--	995	--	--	--	4.2	235
Owner — Propriétaires	195	--	145	--	165	--	--	--	4.9	--
Tenant — Locataires	865	--	835	--	830	--	--	--	4.0	195
<b>Verdun</b>										
All household heads — Tous chefs de ménage	19,805	1,140	17,345	1,320	18,380	905	290	230	3.8	3,440
Owner — Propriétaires	3,130	230	2,650	250	2,880	145	--	--	3.7	255
Tenant — Locataires	16,675	910	14,695	1,070	15,500	760	230	185	3.8	3,185
No service in World War II — Aucun service dans la II <sup>e</sup> Guerre Mondiale	15,815	1,070	13,610	1,135	14,630	730	260	195	3.8	2,740
Owner — Propriétaires	2,675	225	2,205	245	2,435	135	--	--	3.8	225
Tenant — Locataires	13,140	845	11,405	890	12,195	595	200	150	3.8	2,515
Service in World War II — Service dans la II <sup>e</sup> Guerre Mondiale	3,990	--	3,735	185	3,750	175	--	--	3.8	700
Owner — Propriétaires	455	--	445	--	445	--	--	--	3.5	--
Tenant — Locataires	3,535	--	3,290	180	3,305	165	--	--	3.8	670
<b>ONTARIO</b>										
All household heads — Tous chefs de ménage	1,181,125	133,555	946,115	101,455	1,028,675	69,760	37,680	45,010	3.8	151,730
Owner — Propriétaires	821,335	85,740	656,935	78,660	710,870	48,785	28,660	33,020	3.9	86,845
Tenant — Locataires	359,790	47,815	289,180	22,795	317,805	20,975	9,020	11,990	3.6	64,885
No service in World War II — Aucun service dans la II <sup>e</sup> Guerre Mondiale	931,740	127,300	722,440	82,000	806,635	58,595	30,430	36,080	3.7	108,945
Owner — Propriétaires	677,305	82,945	529,380	64,980	584,415	42,285	23,635	26,970	3.8	66,840
Tenant — Locataires	254,435	44,355	193,060	17,020	222,220	16,310	6,795	9,110	3.5	42,105
Service in World War II — Service dans la II <sup>e</sup> Guerre Mondiale	249,385	6,255	223,675	19,455	222,040	11,165	7,250	8,930	4.0	42,785
Owner — Propriétaires	144,030	2,795	127,555	13,680	126,455	6,500	5,025	6,050	4.2	20,005
Tenant — Locataires	105,355	3,460	96,120	5,775	95,585	4,665	2,225	2,880	3.9	22,780
<b>Rural — Régions rurales</b>										
All household heads — Tous chefs de ménage	340,870	42,455	282,190	16,225	321,725	13,640	2,945	2,560	3.8	46,565
Owner — Propriétaires	272,800	34,915	223,750	14,135	257,105	11,285	2,375	2,035	3.8	32,380
Tenant — Locataires	68,070	7,540	58,440	2,090	64,620	2,355	570	525	3.8	14,185
No service in World War II — Aucun service dans la II <sup>e</sup> Guerre Mondiale	290,885	40,450	235,895	14,540	274,030	12,185	2,560	2,110	3.8	37,205
Owner — Propriétaires	240,620	33,565	194,185	12,870	226,470	10,305	2,120	1,725	3.8	27,065
Tenant — Locataires	50,265	6,885	41,710	1,670	47,560	1,880	440	385	3.8	10,140
Service in World War II — Service dans la II <sup>e</sup> Guerre Mondiale	49,985	2,005	46,295	1,685	47,695	1,455	385	450	4.1	9,360
Owner — Propriétaires	32,180	1,350	29,565	1,265	30,635	980	255	310	4.1	5,315
Tenant — Locataires	17,805	655	16,730	420	17,060	475	130	140	4.1	4,045
<b>Urban — Régions urbaines</b>										
All household heads — Tous chefs de ménage	840,255	91,100	663,925	85,230	706,950	56,120	34,735	42,450	3.8	105,165
Owner — Propriétaires	548,535	50,825	433,185	64,525	453,765	37,500	26,285	30,985	3.9	54,465
Tenant — Locataires	291,720	40,275	230,740	20,705	253,185	18,620	8,450	11,465	3.6	50,700

TABLE 118. Households by service of household head in World War II and tenure showing household size and composition, and number of crowded households, for provinces, rural, urban, and cities of 30,000 population and over, 1951 - Continued

TABLEAU 118. Ménages selon le service du chef dans la II<sup>e</sup> Guerre Mondiale et le mode d'occupation, importance numérique du ménage et nombre de ménages encombrés, provinces, régions rurales et urbaines, et cités de 30,000 et plus, 1951 - suite

Service of household head in World War II and tenure Service du chef de ménage dans la II <sup>e</sup> Guerre Mondiale et mode d'occupation	Total	Households by number of families Ménages selon le nombre de familles			Households by number of lodgers Ménages selon le nombre de chambreurs				Average number of persons per household Moyenne de personnes par ménage	Number of crowded households Nombre de ménages encombrés
		0	1	2+	0	1	2	3+		
		<b>ONTARIO - Con. - suite</b>								
<b>Urban - Con. - Régions urbaines - fin</b>										
No service in World War II - Aucun service dans la II <sup>e</sup> Guerre Mondiale	640,855	86,850	486,545	67,460	532,605	46,410	27,870	33,970	3.7	71,740
Owner - Propriétaires	436,685	49,380	335,195	52,110	357,945	31,980	21,515	25,245	3.8	39,775
Tenant - Locataires	204,170	37,470	151,350	15,350	174,660	14,430	6,355	8,725	3.4	31,965
Service in World War II - Service dans la II <sup>e</sup> Guerre Mondiale	199,400	4,250	177,380	17,770	174,345	9,710	6,865	8,480	4.0	33,425
Owner - Propriétaires	111,850	1,445	97,990	12,415	95,820	5,520	4,770	5,740	4.2	14,690
Tenant - Locataires	87,550	2,805	79,390	5,355	78,525	4,190	2,095	2,740	3.8	18,735
<b>Brantford</b>										
All household heads - Tous chefs de ménage	10,375	1,345	8,405	625	8,990	785	330	270	3.5	885
Owner - Propriétaires	6,410	885	5,045	480	5,390	555	285	180	3.6	385
Tenant - Locataires	3,965	460	3,360	145	3,600	230	--	--	3.3	500
No service in World War II - Aucun service dans la II <sup>e</sup> Guerre Mondiale	7,790	1,305	5,960	525	6,680	600	285	225	3.3	540
Owner - Propriétaires	5,180	865	3,885	430	4,310	465	240	165	3.4	280
Tenant - Locataires	2,610	440	2,075	--	2,370	135	--	--	3.1	260
Service in World War II - Service dans la II <sup>e</sup> Guerre Mondiale	2,585	--	2,445	100	2,310	185	--	--	3.9	345
Owner - Propriétaires	1,230	--	1,160	--	1,080	--	--	--	4.1	105
Tenant - Locataires	1,355	--	1,285	--	1,230	--	--	--	3.8	240
<b>Fort William</b>										
All household heads - Tous chefs de ménage	9,300	750	8,040	510	8,295	615	205	185	3.7	1,350
Owner - Propriétaires	6,675	440	5,805	430	5,845	500	175	155	3.8	845
Tenant - Locataires	2,625	310	2,235	--	2,450	115	--	--	3.4	505
No service in World War II - Aucun service dans la II <sup>e</sup> Guerre Mondiale	7,230	740	6,050	440	6,345	530	180	175	3.6	1,000
Owner - Propriétaires	5,500	435	4,680	385	4,755	440	155	150	3.8	660
Tenant - Locataires	1,730	305	1,370	--	1,590	--	--	--	3.2	340
Service in World War II - Service dans la II <sup>e</sup> Guerre Mondiale	2,070	--	1,990	--	1,950	--	--	--	3.8	350
Owner - Propriétaires	1,175	--	1,125	--	1,090	--	--	--	4.0	185
Tenant - Locataires	895	--	865	--	860	--	--	--	3.7	165
<b>Hamilton</b>										
All household heads - Tous chefs de ménage	55,340	5,985	44,045	5,310	47,230	3,575	2,165	2,370	3.7	6,820
Owner - Propriétaires	36,090	3,105	28,895	4,090	30,225	2,465	1,625	1,775	3.9	3,540
Tenant - Locataires	19,250	2,880	15,150	1,220	17,005	1,110	540	595	3.3	3,280
No service in World War II - Aucun service dans la II <sup>e</sup> Guerre Mondiale	42,915	5,665	32,945	4,305	36,155	2,985	1,835	1,940	3.6	4,550
Owner - Propriétaires	29,080	3,030	22,625	3,425	24,010	2,130	1,420	1,520	3.8	2,545
Tenant - Locataires	13,835	2,635	10,320	880	12,145	855	415	420	3.2	2,005
Service in World War II - Service dans la II <sup>e</sup> Guerre Mondiale	12,425	320	11,100	1,005	11,075	590	330	430	3.9	2,270
Owner - Propriétaires	7,010	--	6,270	665	6,215	335	205	255	4.2	995
Tenant - Locataires	5,415	245	4,830	340	4,860	255	125	175	3.6	1,275
<b>Kingston</b>										
All household heads - Tous chefs de ménage	8,710	1,135	6,705	870	7,125	660	450	475	3.7	1,025
Owner - Propriétaires	4,115	555	3,085	475	3,270	310	270	265	3.9	270
Tenant - Locataires	4,595	580	3,620	395	3,855	350	180	210	3.6	755
No service in World War II - Aucun service dans la II <sup>e</sup> Guerre Mondiale	6,355	1,110	4,575	670	5,095	545	335	380	3.6	660
Owner - Propriétaires	3,250	555	2,315	380	2,545	260	220	225	3.8	200
Tenant - Locataires	3,105	555	2,260	290	2,550	285	115	155	3.5	460
Service in World War II - Service dans la II <sup>e</sup> Guerre Mondiale	2,355	--	2,130	200	2,030	115	115	--	3.9	365
Owner - Propriétaires	865	--	770	--	725	--	--	--	4.2	--
Tenant - Locataires	1,490	--	1,360	105	1,305	--	--	--	3.8	295
<b>Kitchener</b>										
All household heads - Tous chefs de ménage	11,570	1,230	9,020	1,320	9,560	835	590	585	3.8	1,425
Owner - Propriétaires	7,500	595	5,825	1,080	5,950	640	465	445	4.1	705
Tenant - Locataires	4,070	635	3,195	240	3,610	195	125	140	3.3	720
No service in World War II - Aucun service dans la II <sup>e</sup> Guerre Mondiale	9,115	1,180	6,830	1,105	7,440	700	510	465	3.8	1,055
Owner - Propriétaires	6,330	585	4,825	920	5,000	545	415	370	4.1	570
Tenant - Locataires	2,785	595	2,005	185	2,440	155	--	--	3.2	485

TABLE 118. Households by service of household head in World War II and tenure showing household size and composition, and number of crowded households, for provinces, rural, urban, and cities of 30,000 population and over, 1951 - Continued  
 TABLEAU 118. Ménages selon le service du chef dans la II<sup>e</sup> Guerre Mondiale et le mode d'occupation, importance numérique du ménage et nombre de ménages encombrés, provinces, régions rurales et urbaines, et cités de 30,000 et plus, 1951 - suite

Service of household head in World War II and tenure Service du chef de ménage dans la II <sup>e</sup> Guerre Mondiale et mode d'occupation	Total	Households by number of families Ménages selon le nombre de familles			Households by number of lodgers Ménages selon le nombre de chambreurs				Average number of persons per household Moyenne de personnes par ménage	Number of crowded households Nombre de ménages encombrés
		0	1	2+	0	1	2	3+		
<b>ONTARIO - Con. - suite</b>										
<b>Kitchener - Con. - fin</b>										
Service in World War II - Service dans la II <sup>e</sup> Guerre Mondiale	2,455	--	2,190	215	2,120	185	--	120	3.8	370
Owner - Propriétaires	1,170	--	1,000	160	950	--	--	--	4.3	135
Tenant - Locataires	1,285	--	1,190	--	1,170	--	--	--	3.4	235
<b>London</b>										
All household heads - Tous chefs de ménage	26,385	3,860	20,605	1,920	22,370	2,050	920	1,045	3.5	2,710
Owner - Propriétaires	15,895	1,910	12,650	1,335	13,220	1,320	655	700	3.7	1,230
Tenant - Locataires	10,490	1,950	7,955	585	9,150	730	265	345	3.3	1,480
No service in World War II - Aucun service dans la II <sup>e</sup> Guerre Mondiale	19,190	3,665	14,115	1,410	16,025	1,610	745	810	3.3	1,525
Owner - Propriétaires	12,305	1,870	9,395	1,040	10,135	1,060	540	570	3.5	800
Tenant - Locataires	6,885	1,795	4,720	370	5,890	550	205	240	3.1	725
Service in World War II - Service dans la II <sup>e</sup> Guerre Mondiale	7,195	195	6,490	510	6,345	440	175	235	3.9	1,185
Owner - Propriétaires	3,590	--	3,255	295	3,085	260	115	130	4.2	430
Tenant - Locataires	3,605	155	3,235	215	3,260	180	--	105	3.7	755
<b>Oshawa</b>										
All household heads - Tous chefs de ménage	11,225	890	9,575	760	9,615	755	415	440	3.7	1,360
Owner - Propriétaires	8,245	570	7,050	625	6,995	570	325	355	3.8	795
Tenant - Locataires	2,980	320	2,525	135	2,620	185	--	--	3.4	565
No service in World War II - Aucun service dans la II <sup>e</sup> Guerre Mondiale	8,365	860	6,895	610	7,090	600	340	335	3.6	875
Owner - Propriétaires	6,380	555	5,300	525	5,360	465	270	285	3.8	545
Tenant - Locataires	1,985	305	1,595	--	1,730	135	--	--	3.3	330
Service in World War II - Service dans la II <sup>e</sup> Guerre Mondiale	2,860	--	2,680	150	2,525	155	--	105	4.0	485
Owner - Propriétaires	1,865	--	1,750	100	1,635	105	--	--	4.0	250
Tenant - Locataires	995	--	930	--	890	--	--	--	3.8	235
<b>Ottawa</b>										
All household heads - Tous chefs de ménage	48,965	6,150	38,170	4,645	40,780	3,775	1,960	2,450	3.9	6,955
Owner - Propriétaires	21,260	2,030	16,950	2,280	17,570	1,695	985	1,010	4.1	1,900
Tenant - Locataires	27,705	4,120	21,220	2,365	23,210	2,080	975	1,440	3.8	5,055
No service in World War II - Aucun service dans la II <sup>e</sup> Guerre Mondiale	34,860	5,780	25,490	3,590	28,350	3,075	1,500	1,935	3.9	4,270
Owner - Propriétaires	16,010	1,970	12,210	1,830	12,980	1,420	795	815	4.0	1,290
Tenant - Locataires	18,850	3,810	13,280	1,760	15,370	1,655	705	1,120	3.7	2,980
Service in World War II - Service dans la II <sup>e</sup> Guerre Mondiale	14,105	370	12,680	1,055	12,430	700	460	515	4.1	2,685
Owner - Propriétaires	5,250	--	4,740	450	4,590	275	190	195	4.3	610
Tenant - Locataires	8,855	310	7,940	605	7,840	425	270	320	4.0	2,075
<b>Peterborough</b>										
All household heads - Tous chefs de ménage	10,020	1,045	8,220	755	8,430	830	360	400	3.8	1,205
Owner - Propriétaires	6,370	595	5,230	545	5,310	530	255	275	3.9	685
Tenant - Locataires	3,650	450	2,990	210	3,120	300	105	125	3.6	540
No service in World War II - Aucun service dans la II <sup>e</sup> Guerre Mondiale	7,535	1,030	5,910	595	6,195	680	310	350	3.7	850
Owner - Propriétaires	4,980	590	3,960	430	4,070	455	215	240	3.8	485
Tenant - Locataires	2,555	440	1,950	165	2,125	225	--	110	3.4	365
Service in World War II - Service dans la II <sup>e</sup> Guerre Mondiale	2,485	--	2,310	160	2,235	150	--	--	4.1	355
Owner - Propriétaires	1,390	--	1,270	115	1,240	--	--	--	4.1	180
Tenant - Locataires	1,095	--	1,040	--	995	--	--	--	4.0	175
<b>Port Arthur</b>										
All household heads - Tous chefs de ménage	8,425	825	7,115	485	7,565	425	200	235	3.6	1,220
Owner - Propriétaires	6,275	510	5,360	405	5,570	325	175	205	3.7	775
Tenant - Locataires	2,150	315	1,755	--	1,995	100	--	--	3.4	445
No service in World War II - Aucun service dans la II <sup>e</sup> Guerre Mondiale	6,465	765	5,255	445	5,720	360	175	210	3.6	870
Owner - Propriétaires	5,005	465	4,170	370	4,380	290	155	180	3.7	590
Tenant - Locataires	1,460	300	1,085	--	1,340	--	--	--	3.1	280
Service in World War II - Service dans la II <sup>e</sup> Guerre Mondiale	1,960	--	1,860	--	1,845	--	--	--	3.8	350
Owner - Propriétaires	1,270	--	1,190	--	1,190	--	--	--	3.8	185
Tenant - Locataires	690	--	670	--	655	--	--	--	3.8	165

**TABLE 118. Households by service of household head in World War II and tenure showing household size and composition, and number of crowded households, for provinces, rural, urban, and cities of 30,000 population and over, 1951 - Continued**  
**TABLÉAU 118. Ménages selon le service du chef dans la II<sup>e</sup> Guerre Mondiale et le mode d'occupation, importance numérique du ménage et nombre de ménages encombrés, provinces, régions rurales et urbaines, et cités de 30,000 et plus, 1951 - suite**

Service of household head in World War II and tenure  Service du chef de ménage dans la II <sup>e</sup> Guerre Mondiale et mode d'occupation	Total	Households by number of families Ménages selon le nombre de familles			Households by number of lodgers Ménages selon le nombre de chambreurs				Average number of persons per household - Moyenne de personnes par ménage	Number of crowded households - Nombre de ménages encombrés
		0	1	2+	0	1	2	3+		
<b>ONTARIO - Con. - suite</b>										
<b>St. Catharines</b>										
All household heads - Tous chefs de ménage	10,380	1,090	8,605	685	9,065	605	340	370	3.6	1,055
Owner - Propriétaires	6,595	640	5,470	485	5,675	395	260	265	3.7	520
Tenant - Locataires	3,785	450	3,135	200	3,390	210	--	105	3.4	535
No service in World War II - Aucun service dans la II <sup>e</sup> Guerre Mondiale	8,205	1,075	6,585	545	7,110	490	285	320	3.5	670
Owner - Propriétaires	5,455	630	4,435	390	4,660	325	225	245	3.6	330
Tenant - Locataires	2,750	445	2,150	155	2,450	165	--	--	3.2	340
Service in World War II - Service dans la II <sup>e</sup> Guerre Mondiale	2,175	--	2,020	140	1,955	115	--	--	4.0	385
Owner - Propriétaires	1,140	--	1,035	--	1,015	--	--	--	4.1	190
Tenant - Locataires	1,035	--	985	--	940	--	--	--	3.8	195
<b>Samia</b>										
All household heads - Tous chefs de ménage	9,380	1,040	7,810	530	7,935	740	440	265	3.7	1,350
Owner - Propriétaires	6,620	700	5,470	450	5,500	545	365	210	3.8	785
Tenant - Locataires	2,760	340	2,340	--	2,435	195	--	--	3.5	565
No service in World War II - Aucun service dans la II <sup>e</sup> Guerre Mondiale	6,870	955	5,500	415	5,695	600	365	210	3.6	895
Owner - Propriétaires	5,160	655	4,135	370	4,235	450	310	165	3.7	580
Tenant - Locataires	1,710	300	1,365	--	1,460	150	--	--	3.3	315
Service in World War II - Service dans la II <sup>e</sup> Guerre Mondiale	2,510	--	2,310	115	2,240	140	--	--	3.9	455
Owner - Propriétaires	1,460	--	1,335	--	1,265	--	--	--	4.0	205
Tenant - Locataires	1,050	--	975	--	975	--	--	--	3.7	250
<b>Sault Ste. Marie</b>										
All household heads - Tous chefs de ménage	7,855	635	6,435	785	6,680	525	285	365	4.1	1,245
Owner - Propriétaires	5,330	410	4,290	630	4,430	385	195	320	4.3	790
Tenant - Locataires	2,525	225	2,145	155	2,250	140	--	--	3.6	455
No service in World War II - Aucun service dans la II <sup>e</sup> Guerre Mondiale	6,205	595	4,940	670	5,215	435	245	310	4.0	895
Owner - Propriétaires	4,510	385	3,570	555	3,720	335	180	275	4.2	610
Tenant - Locataires	1,695	210	1,370	115	1,495	100	--	--	3.6	285
Service in World War II - Service dans la II <sup>e</sup> Guerre Mondiale	1,650	--	1,495	115	1,465	--	--	--	4.1	350
Owner - Propriétaires	820	--	720	--	710	--	--	--	4.4	180
Tenant - Locataires	830	--	775	--	755	--	--	--	3.8	170
<b>Sudbury</b>										
All household heads - Tous chefs de ménage	9,450	610	7,860	980	7,540	785	385	740	4.4	3,180
Owner - Propriétaires	4,435	205	3,605	625	3,400	395	220	420	4.9	1,305
Tenant - Locataires	5,015	405	4,255	355	4,140	390	165	320	4.0	1,875
No service in World War II - Aucun service dans la II <sup>e</sup> Guerre Mondiale	7,325	535	5,905	885	5,650	690	320	665	4.6	2,500
Owner - Propriétaires	3,835	195	3,055	585	2,865	365	205	400	5.0	1,160
Tenant - Locataires	3,490	340	2,850	300	2,785	325	115	265	4.1	1,340
Service in World War II - Service dans la II <sup>e</sup> Guerre Mondiale	2,125	--	1,955	--	1,890	--	--	--	3.8	680
Owner - Propriétaires	600	--	550	--	535	--	--	--	4.3	145
Tenant - Locataires	1,525	--	1,405	--	1,355	--	--	--	3.6	535
<b>Toronto</b>										
All household heads - Tous chefs de ménage	157,175	20,940	102,795	33,440	109,035	14,370	13,140	20,630	4.2	20,615
Owner - Propriétaires	97,795	9,265	63,595	24,935	63,215	9,295	9,980	15,305	4.5	10,490
Tenant - Locataires	59,380	11,675	39,200	8,505	45,820	5,075	3,160	5,325	3.7	10,125
No service in World War II - Aucun service dans la II <sup>e</sup> Guerre Mondiale	129,135	20,005	82,155	26,975	89,490	12,235	10,735	16,675	4.1	14,810
Owner - Propriétaires	83,620	9,060	54,030	20,530	54,650	8,090	8,255	12,625	4.4	8,115
Tenant - Locataires	45,515	10,945	28,125	6,445	34,840	4,145	2,480	4,050	3.6	6,695
Service in World War II - Service dans la II <sup>e</sup> Guerre Mondiale	28,040	935	20,640	6,465	19,545	2,135	2,405	3,955	4.6	5,805
Owner - Propriétaires	14,175	205	9,565	4,405	8,565	1,205	1,725	2,680	5.1	2,375
Tenant - Locataires	13,865	730	11,075	2,060	10,980	930	680	1,275	4.1	3,430

TABLE 118. Households by service of household head in World War II and tenure showing household size and composition, and number of crowded households, for provinces, rural, urban, and cities of 30,000 population and over, 1951 - Continued

TABLEAU 118. Ménages selon le service du chef dans la II<sup>e</sup> Guerre Mondiale et le mode d'occupation, importance numérique du ménage et nombre de ménages encombrés, provinces, régions rurales et urbaines, et cités de 30,000 et plus, 1951 - suite

Service of household head in World War II and tenure  Service du chef de ménage dans la II <sup>e</sup> Guerre Mondiale et mode d'occupation	Total	Households by number of families — Ménages selon le nombre de familles			Households by number of lodgers — Ménages selon le nombre de chambreurs				Average number of persons per household — Moyenne de personnes par ménage	Number of crowded households — Nombre de ménages encombrés
		0	1	2+	0	1	2	3+		
<b>ONTARIO—Con.—fin</b>										
<b>Windsor</b>										
All household heads — Tous chefs de ménage	31,815	3,415	26,145	2,255	27,350	2,095	1,160	1,210	3.7	4,295
Owner — Propriétaires	17,300	1,440	14,280	1,580	14,345	1,315	790	850	3.9	1,690
Tenant — Locataires	14,515	1,975	11,865	675	13,005	780	370	360	3.4	2,605
No service in World War II — Aucun service dans la II <sup>e</sup> Guerre Mondiale	24,320	3,180	19,310	1,830	20,530	1,785	970	1,035	3.6	2,965
Owner — Propriétaires	14,585	1,395	11,830	1,360	11,890	1,215	710	770	3.9	1,310
Tenant — Locataires	9,735	1,785	7,480	470	8,640	570	260	265	3.3	1,655
Service in World War II — Service dans la II <sup>e</sup> Guerre Mondiale	7,495	235	6,835	425	6,820	310	190	175	4.0	1,330
Owner — Propriétaires	2,715	--	2,450	220	2,455	100	--	--	4.2	380
Tenant — Locataires	4,780	190	4,385	205	4,365	210	110	--	3.8	950
<b>MANITOBA</b>										
All household heads — Tous chefs de ménage	202,400	22,555	170,175	9,670	186,315	8,780	3,080	4,225	3.7	39,675
Owner — Propriétaires	144,645	13,595	123,595	7,455	133,670	6,180	2,020	2,775	3.9	28,670
Tenant — Locataires	57,755	8,960	46,580	2,215	52,645	2,600	1,060	1,450	3.3	11,005
No service in World War II — Aucun service dans la II <sup>e</sup> Guerre Mondiale	161,655	20,995	132,575	8,085	148,140	7,525	2,455	3,535	3.7	31,845
Owner — Propriétaires	121,605	12,845	102,330	6,430	112,015	5,475	1,680	2,435	3.9	24,600
Tenant — Locataires	40,050	8,150	30,245	1,655	36,125	2,050	775	1,100	3.2	7,245
Service in World War II — Service dans la II <sup>e</sup> Guerre Mondiale	40,745	1,560	37,600	1,585	38,175	1,255	625	690	3.8	7,830
Owner — Propriétaires	23,040	750	21,265	1,025	21,655	705	340	340	3.9	4,070
Tenant — Locataires	17,705	810	16,335	560	16,520	550	285	350	3.7	3,760
<b>Rural — Régions rurales</b>										
All household heads — Tous chefs de ménage	83,690	10,490	70,620	2,580	80,180	2,840	445	225	3.9	22,440
Owner — Propriétaires	69,780	8,635	58,855	2,290	66,980	2,305	340	155	4.0	19,555
Tenant — Locataires	13,910	1,855	11,765	290	13,200	535	105	--	3.6	2,885
No service in World War II — Aucun service dans la II <sup>e</sup> Guerre Mondiale	73,525	9,730	61,415	2,380	70,375	2,580	370	200	4.0	20,095
Owner — Propriétaires	62,835	8,090	52,625	2,120	60,285	2,125	290	135	4.0	17,860
Tenant — Locataires	10,690	1,640	8,790	260	10,090	455	--	--	3.6	2,235
Service in World War II — Service dans la II <sup>e</sup> Guerre Mondiale	10,165	760	9,205	200	9,805	260	--	--	3.8	2,345
Owner — Propriétaires	6,945	545	6,230	170	6,695	180	--	--	3.8	1,695
Tenant — Locataires	3,220	215	2,975	--	3,110	--	--	--	3.7	650
<b>Urban — Régions urbaines</b>										
All household heads — Tous chefs de ménage	118,710	12,065	99,555	7,090	106,135	5,940	2,635	4,000	3.6	17,235
Owner — Propriétaires	74,865	4,960	64,740	5,165	66,690	3,875	1,680	2,620	3.8	9,115
Tenant — Locataires	43,845	7,105	34,815	1,925	39,445	2,065	955	1,380	3.2	8,120
No service in World War II — Aucun service dans la II <sup>e</sup> Guerre Mondiale	88,130	11,265	71,160	5,705	77,765	4,945	2,085	3,335	3.5	11,750
Owner — Propriétaires	58,770	4,755	49,705	4,310	51,730	3,350	1,390	2,300	3.7	6,740
Tenant — Locataires	29,360	6,510	21,455	1,395	26,035	1,595	695	1,035	3.0	5,010
Service in World War II — Service dans la II <sup>e</sup> Guerre Mondiale	30,580	800	28,395	1,385	28,370	995	550	665	3.8	5,485
Owner — Propriétaires	16,095	205	15,035	855	14,960	525	290	320	4.0	2,375
Tenant — Locataires	14,485	595	13,360	530	13,410	470	260	345	3.7	3,110
<b>Winnipeg</b>										
All household heads — Tous chefs de ménage	64,630	7,655	52,025	4,950	55,790	3,720	1,730	3,390	3.6	8,575
Owner — Propriétaires	34,280	2,225	28,670	3,385	28,995	2,165	990	2,130	3.9	3,215
Tenant — Locataires	30,350	5,430	23,355	1,565	26,795	1,555	740	1,260	3.2	5,360
No service in World War II — Aucun service dans la II <sup>e</sup> Guerre Mondiale	49,465	7,095	38,325	4,045	42,130	3,125	1,375	2,835	3.5	6,030
Owner — Propriétaires	28,210	2,125	23,200	2,885	23,620	1,855	830	1,875	3.8	2,500
Tenant — Locataires	21,255	4,970	15,125	1,160	18,510	1,240	545	960	3.0	3,530
Service in World War II — Service dans la II <sup>e</sup> Guerre Mondiale	15,165	560	13,700	905	13,660	595	355	555	3.8	2,545
Owner — Propriétaires	6,070	100	5,470	500	5,375	280	160	255	4.1	715
Tenant — Locataires	9,095	460	8,230	405	8,285	315	195	300	3.7	1,830

**TABLE 118. Households by service of household head in World War II and tenure showing household size and composition, and number of crowded households, for provinces, rural, urban, and cities of 30,000 population and over, 1951 - Continued**

**TABLEAU 118. Ménages selon le service du chef dans la II<sup>e</sup> Guerre Mondiale et le mode d'occupation, importance numérique du ménage et nombre de ménages encombrés, provinces, régions rurales et urbaines, et cités de 30,000 et plus, 1951 - suite**

Service of household head in World War II and tenure  Service du chef de ménage dans la II <sup>e</sup> Guerre Mondiale et mode d'occupation	Total	Households by number of families — Ménages selon le nombre de familles			Households by number of lodgers — Ménages selon le nombre de chambreurs				Average number of persons per household — Moyenne de personnes par ménage	Number of crowded households — Nombre de ménages encombrés
		0	1	2+	0	1	2	3+		
		<b>SASKATCHEWAN</b>								
All household heads - Tous chefs de ménage	221,455	33,075	181,545	6,835	207,540	9,170	2,335	2,410	3.7	50,770
Owner - Propriétaires	164,800	22,635	136,575	5,590	154,630	6,625	1,765	1,780	3.8	38,285
Tenant - Locataires	56,655	10,440	44,970	1,245	52,910	2,545	570	630	3.3	12,485
No service in World War II - Aucun service dans la II <sup>e</sup> Guerre Mondiale	184,810	30,840	148,025	5,945	173,060	7,750	1,980	2,020	3.6	41,720
Owner - Propriétaires	143,165	21,280	116,880	5,005	134,245	5,785	1,570	1,565	3.8	32,995
Tenant - Locataires	41,645	9,560	31,145	940	38,815	1,965	410	455	3.2	8,725
Service in World War II - Service dans la II <sup>e</sup> Guerre Mondiale	36,645	2,235	33,520	890	34,480	1,420	355	390	3.8	9,050
Owner - Propriétaires	21,635	1,355	19,695	585	20,385	840	195	215	3.9	5,290
Tenant - Locataires	15,010	880	13,825	305	14,095	580	160	175	3.7	3,760
<b>Rural - Régions rurales</b>										
All household heads - Tous chefs de ménage	151,750	23,095	124,700	3,955	145,815	4,865	710	360	3.8	38,675
Owner - Propriétaires	121,430	18,315	99,645	3,470	116,875	3,780	535	240	3.8	31,760
Tenant - Locataires	30,320	4,780	25,055	485	28,940	1,085	175	120	3.5	6,915
No service in World War II - Aucun service dans la II <sup>e</sup> Guerre Mondiale	133,165	21,470	108,015	3,680	127,875	4,335	655	300	3.8	33,520
Owner - Propriétaires	109,350	17,170	88,930	3,250	105,185	3,455	505	205	3.8	28,275
Tenant - Locataires	23,815	4,300	19,085	430	22,690	880	150	--	3.5	5,245
Service in World War II - Service dans la II <sup>e</sup> Guerre Mondiale	18,585	1,625	16,685	275	17,940	530	--	--	3.8	5,155
Owner - Propriétaires	12,080	1,145	10,715	220	11,690	325	--	--	3.9	3,485
Tenant - Locataires	6,505	480	5,970	--	6,250	205	--	--	3.7	1,670
<b>Urban - Régions urbaines</b>										
All household heads - Tous chefs de ménage	69,705	9,980	56,845	2,880	61,725	4,305	1,625	2,050	3.5	12,095
Owner - Propriétaires	43,370	4,320	36,930	2,120	37,755	2,845	1,230	1,540	3.7	6,525
Tenant - Locataires	26,335	5,660	19,915	760	23,970	1,460	395	510	3.1	5,570
No service in World War II - Aucun service dans la II <sup>e</sup> Guerre Mondiale	51,645	9,370	40,010	2,265	45,185	3,415	1,325	1,720	3.4	8,200
Owner - Propriétaires	33,815	4,110	27,950	1,755	29,060	2,330	1,065	1,360	3.6	4,720
Tenant - Locataires	17,830	5,260	12,060	510	16,125	1,085	260	360	2.9	3,480
Service in World War II - Service dans la II <sup>e</sup> Guerre Mondiale	18,060	610	16,835	615	16,540	890	300	330	3.8	3,895
Owner - Propriétaires	9,555	210	8,980	365	8,695	515	165	180	4.0	1,805
Tenant - Locataires	8,505	400	7,855	250	7,845	375	135	150	3.6	2,090
<b>Regina</b>										
All household heads - Tous chefs de ménage	19,160	2,510	15,520	1,130	16,605	1,125	580	850	3.6	3,750
Owner - Propriétaires	11,060	810	9,465	785	9,310	725	410	615	4.0	1,830
Tenant - Locataires	8,100	1,700	6,055	345	7,295	400	170	235	3.1	1,920
No service in World War II - Aucun service dans la II <sup>e</sup> Guerre Mondiale	13,420	2,300	10,260	860	11,385	880	455	700	3.5	2,350
Owner - Propriétaires	8,165	750	6,765	650	6,680	585	355	545	4.0	1,300
Tenant - Locataires	5,255	1,550	3,495	210	4,705	295	100	155	2.8	1,050
Service in World War II - Service dans la II <sup>e</sup> Guerre Mondiale	5,740	210	5,260	270	5,220	245	125	150	3.9	1,400
Owner - Propriétaires	2,895	--	2,700	135	2,630	140	--	--	4.0	530
Tenant - Locataires	2,845	150	2,560	135	2,590	105	--	--	3.7	870
<b>Saskatoon</b>										
All household heads - Tous chefs de ménage	14,980	2,170	12,095	715	13,090	985	425	480	3.4	2,185
Owner - Propriétaires	9,585	845	8,200	540	8,300	610	325	350	3.7	1,190
Tenant - Locataires	5,395	1,325	3,895	175	4,790	375	100	130	3.1	995
No service in World War II - Aucun service dans la II <sup>e</sup> Guerre Mondiale	10,930	2,040	8,370	520	9,400	790	345	395	3.3	1,370
Owner - Propriétaires	7,240	800	6,035	405	6,175	500	270	295	3.5	735
Tenant - Locataires	3,690	1,240	2,335	115	3,225	290	--	100	2.8	635
Service in World War II - Service dans la II <sup>e</sup> Guerre Mondiale	4,050	130	3,725	195	3,690	195	--	--	3.8	815
Owner - Propriétaires	2,345	--	2,165	135	2,125	110	--	--	4.0	455
Tenant - Locataires	1,705	--	1,560	--	1,565	--	--	--	3.6	360

TABLE 118. Households by service of household head in World War II and tenure showing household size and composition, and number of crowded households, for provinces, rural, urban, and cities of 30,000 population and over, 1951 - Continued

TABLEAU 118. Ménages selon le service du chef dans la II<sup>e</sup> Guerre Mondiale et le mode d'occupation, importance numérique du ménage et nombre de ménages encombrés, provinces, régions rurales et urbaines, et cités de 30,000 et plus, 1951 - suite

Service of household head in World War II and tenure  Service du chef de ménage dans la II <sup>e</sup> Guerre Mondiale et mode d'occupation	Total	Households by number of families — Ménages selon le nombre de familles			Households by number of lodgers — Ménages selon le nombre de chambreurs				Average number of persons per household — Moyenne de personnes par ménage	Number of crowded households — Nombre de ménages encombrés
		0	1	2+	0	1	2	3+		
		<b>ALBERTA</b>								
<b>All household heads — Tous chefs de ménage</b>	<b>250,750</b>	<b>38,305</b>	<b>203,370</b>	<b>9,075</b>	<b>232,670</b>	<b>10,645</b>	<b>3,805</b>	<b>3,630</b>	<b>3.6</b>	<b>56,300</b>
Owner — Propriétaires .....	179,055	23,685	148,130	7,240	166,540	7,375	2,570	2,570	3.8	38,415
Tenant — Locataires .....	71,695	14,620	55,240	1,835	66,130	3,270	1,235	1,060	3.3	17,885
No service in World War II — Aucun service dans la II <sup>e</sup> Guerre Mondiale .....	199,225	35,165	156,490	7,570	184,385	8,770	3,085	2,985	3.6	43,645
Owner — Propriétaires .....	149,035	22,020	120,765	6,250	138,245	6,390	2,160	2,240	3.7	31,860
Tenant — Locataires .....	50,190	13,145	35,725	1,320	46,140	2,380	925	745	3.1	11,785
Service in World War II — Service dans la II <sup>e</sup> Guerre Mondiale .....	51,525	3,140	46,880	1,505	48,285	1,875	720	645	3.8	12,655
Owner — Propriétaires .....	30,020	1,665	27,365	990	28,295	985	410	330	3.9	6,555
Tenant — Locataires .....	21,505	1,475	19,515	515	19,990	890	310	315	3.6	6,100
<b>Rural — Régions rurales</b>										
<b>All household heads — Tous chefs de ménage</b>	<b>125,325</b>	<b>20,330</b>	<b>101,520</b>	<b>3,475</b>	<b>120,655</b>	<b>3,505</b>	<b>730</b>	<b>435</b>	<b>3.8</b>	<b>35,145</b>
Owner — Propriétaires .....	100,395	15,810	81,535	3,050	96,780	2,775	495	345	3.8	27,555
Tenant — Locataires .....	24,930	4,520	19,985	425	23,875	730	235	--	3.6	7,590
No service in World War II — Aucun service dans la II <sup>e</sup> Guerre Mondiale .....	109,075	18,630	87,230	3,215	104,915	3,095	665	400	3.8	30,075
Owner — Propriétaires .....	89,310	14,490	71,980	2,840	85,990	2,540	455	325	3.8	24,200
Tenant — Locataires .....	19,765	4,140	15,250	375	18,925	555	210	--	3.5	5,875
Service in World War II — Service dans la II <sup>e</sup> Guerre Mondiale .....	16,250	1,700	14,290	260	15,740	410	--	--	3.8	5,070
Owner — Propriétaires .....	11,085	1,320	9,555	210	10,790	235	--	--	3.8	3,355
Tenant — Locataires .....	5,165	380	4,735	--	4,950	175	--	--	3.8	1,715
<b>Urban — Régions urbaines</b>										
<b>All household heads — Tous chefs de ménage</b>	<b>125,425</b>	<b>17,975</b>	<b>101,850</b>	<b>5,600</b>	<b>112,015</b>	<b>7,140</b>	<b>3,075</b>	<b>3,195</b>	<b>3.4</b>	<b>21,155</b>
Owner — Propriétaires .....	78,660	7,875	66,595	4,190	69,760	4,600	2,075	2,225	3.7	10,860
Tenant — Locataires .....	46,765	10,100	35,255	1,410	42,255	2,540	1,000	970	3.1	10,295
No service in World War II — Aucun service dans la II <sup>e</sup> Guerre Mondiale .....	90,150	16,535	69,260	4,355	79,470	5,675	2,420	2,585	3.3	13,570
Owner — Propriétaires .....	59,725	7,530	48,785	3,410	52,255	3,850	1,705	1,915	3.6	7,660
Tenant — Locataires .....	30,425	9,005	20,475	945	27,215	1,825	715	670	2.9	5,910
Service in World War II — Service dans la II <sup>e</sup> Guerre Mondiale .....	35,275	1,440	32,590	1,245	32,545	1,465	655	610	3.8	7,585
Owner — Propriétaires .....	18,935	345	17,810	780	17,505	750	370	310	4.0	3,200
Tenant — Locataires .....	16,340	1,095	14,780	465	15,040	715	285	300	3.5	4,385
<b>Calgary</b>										
<b>All household heads — Tous chefs de ménage</b>	<b>37,710</b>	<b>6,085</b>	<b>29,890</b>	<b>1,735</b>	<b>33,705</b>	<b>1,925</b>	<b>1,000</b>	<b>1,080</b>	<b>3.3</b>	<b>5,080</b>
Owner — Propriétaires .....	22,240	2,215	18,745	1,280	19,665	1,200	655	720	3.5	2,225
Tenant — Locataires .....	15,470	3,870	11,145	455	14,040	725	345	360	2.9	2,855
No service in World War II — Aucun service dans la II <sup>e</sup> Guerre Mondiale .....	26,300	5,570	19,435	1,295	23,155	1,495	795	855	3.1	2,950
Owner — Propriétaires .....	16,245	2,160	13,100	985	14,135	955	535	620	3.4	1,425
Tenant — Locataires .....	10,055	3,410	6,335	310	9,020	540	260	235	2.6	1,525
Service in World War II — Service dans la II <sup>e</sup> Guerre Mondiale .....	11,410	515	10,455	440	10,550	430	205	225	3.6	2,130
Owner — Propriétaires .....	5,995	--	5,645	295	5,530	245	120	100	3.9	800
Tenant — Locataires .....	5,415	460	4,810	145	5,020	185	--	125	3.3	1,330
<b>Edmonton</b>										
<b>All household heads — Tous chefs de ménage</b>	<b>42,925</b>	<b>5,685</b>	<b>34,830</b>	<b>2,410</b>	<b>37,475</b>	<b>2,745</b>	<b>1,315</b>	<b>1,390</b>	<b>3.6</b>	<b>7,165</b>
Owner — Propriétaires .....	26,325	1,990	22,515	1,820	22,705	1,715	890	1,015	3.8	3,450
Tenant — Locataires .....	16,600	3,695	12,315	590	14,770	1,030	425	375	3.1	3,715
No service in World War II — Aucun service dans la II <sup>e</sup> Guerre Mondiale .....	30,080	5,240	22,965	1,875	25,805	2,110	1,020	1,145	3.4	4,575
Owner — Propriétaires .....	19,495	1,895	16,100	1,500	16,500	1,380	725	890	3.8	2,410
Tenant — Locataires .....	10,585	3,345	6,865	375	9,305	730	295	255	2.8	2,165
Service in World War II — Service dans la II <sup>e</sup> Guerre Mondiale .....	12,845	445	11,865	535	11,670	635	295	245	3.8	2,590
Owner — Propriétaires .....	6,830	--	6,415	320	6,205	335	165	125	4.0	1,040
Tenant — Locataires .....	6,015	350	5,450	215	5,465	300	130	120	3.6	1,550



TABLE 118. Households by service of household head in World War II and tenure showing household size and composition, and number of crowded households, for provinces, rural, urban, and cities of 30,000 population and over, 1951 - Concluded

TABLEAU 118. Ménages selon le service du chef dans la II<sup>e</sup> Guerre Mondiale et le mode d'occupation, importance numérique du ménage et nombre de ménages encombrés, provinces, régions, rurales et urbaines, et cités de 30,000 et plus, 1951 - fin

Service of household head in World War II and tenure  Service du chef de ménage dans la II <sup>e</sup> Guerre Mondiale et mode d'occupation	Total	Households by number of families — Ménages selon le nombre de familles			Households by number of lodgers — Ménages selon le nombre de chambreurs				Average number of persons per household — Moyenne de personnes par ménage	Number of crowded households — Nombre de ménages encombrés
		0	1	2+	0	1	2	3+		
		<b>BRITISH COLUMBIA</b>								
All household heads - Tous chefs de ménage	337,780	53,400	270,600	13,780	311,705	14,560	5,330	6,185	3.3	48,100
Owner - Propriétaires	235,160	31,260	193,185	10,715	217,250	10,095	3,765	4,050	3.4	29,220
Tenant - Locataires	102,620	22,140	77,415	3,065	94,455	4,465	1,565	2,135	3.1	18,880
No service in World War II - Aucun service dans la II <sup>e</sup> Guerre Mondiale	255,890	49,085	195,685	11,120	234,265	12,095	4,395	5,135	3.2	33,870
Owner - Propriétaires	185,945	29,265	147,715	8,965	170,600	8,875	3,185	3,485	3.3	21,990
Tenant - Locataires	69,945	19,820	47,970	2,155	63,665	3,420	1,210	1,650	2.9	11,880
Service in World War II - Service dans la II <sup>e</sup> Guerre Mondiale	81,890	4,315	74,915	2,660	77,440	2,465	935	1,050	3.6	14,230
Owner - Propriétaires	49,215	1,995	45,470	1,750	46,650	1,420	580	565	3.8	7,230
Tenant - Locataires	32,675	2,320	29,445	910	30,790	1,045	355	485	3.4	7,000
<b>Rural - Régions rurales</b>										
All household heads - Tous chefs de ménage	105,765	19,410	83,625	2,730	101,105	3,160	830	670	3.4	22,940
Owner - Propriétaires	76,805	13,965	60,475	2,165	73,310	2,275	580	440	3.4	15,385
Tenant - Locataires	29,160	5,445	23,150	565	27,795	885	250	230	3.3	7,555
No service in World War II - Aucun service dans la II <sup>e</sup> Guerre Mondiale	83,640	17,415	63,910	2,315	79,785	2,650	665	540	3.3	17,355
Owner - Propriétaires	63,295	12,720	48,670	1,905	60,455	1,975	475	390	3.4	12,270
Tenant - Locataires	20,345	4,695	15,240	410	19,330	675	190	150	3.2	5,085
Service in World War II - Service dans la II <sup>e</sup> Guerre Mondiale	22,125	1,995	19,715	415	21,320	510	165	130	3.6	5,585
Owner - Propriétaires	13,310	1,245	11,805	260	12,855	300	105	--	3.6	3,115
Tenant - Locataires	8,815	750	7,910	155	8,465	210	--	--	3.5	2,470
<b>Urban - Régions urbaines</b>										
All household heads - Tous chefs de ménage	232,015	33,990	186,975	11,050	210,600	11,400	4,800	5,515	3.3	25,160
Owner - Propriétaires	158,555	17,295	132,710	8,550	143,940	7,820	3,185	3,610	3.4	13,835
Tenant - Locataires	73,460	16,695	54,265	2,500	66,660	3,580	1,615	1,905	3.0	11,325
No service in World War II - Aucun service dans la II <sup>e</sup> Guerre Mondiale	172,250	31,670	131,775	8,805	154,480	9,445	3,730	4,595	3.1	16,515
Owner - Propriétaires	122,650	16,545	99,045	7,080	110,145	6,700	2,710	3,095	3.3	9,720
Tenant - Locataires	49,600	15,125	32,730	1,745	44,335	2,745	1,020	1,500	2.8	6,795
Service in World War II - Service dans la II <sup>e</sup> Guerre Mondiale	59,765	2,320	55,200	2,245	56,120	1,955	770	920	3.6	8,645
Owner - Propriétaires	35,905	750	33,665	1,490	33,795	1,120	475	515	3.8	4,115
Tenant - Locataires	23,860	1,570	21,535	755	22,325	835	295	405	3.4	4,530
<b>Vancouver</b>										
All household heads - Tous chefs de ménage	101,330	16,540	78,665	6,125	89,330	5,730	2,605	3,665	3.3	10,020
Owner - Propriétaires	63,885	6,570	52,765	4,550	56,240	3,635	1,790	2,220	3.5	4,760
Tenant - Locataires	37,445	9,970	25,900	1,575	33,090	2,095	815	1,445	2.9	5,260
No service in World War II - Aucun service dans la II <sup>e</sup> Guerre Mondiale	77,290	15,415	56,980	4,895	67,360	4,730	2,120	3,080	3.1	6,755
Owner - Propriétaires	50,765	6,315	40,680	3,770	44,260	3,085	1,475	1,945	3.4	3,395
Tenant - Locataires	26,525	9,100	16,300	1,125	23,100	1,645	645	1,135	2.7	3,360
Service in World War II - Service dans la II <sup>e</sup> Guerre Mondiale	24,040	1,125	21,885	1,230	21,970	1,000	485	585	3.6	3,265
Owner - Propriétaires	13,120	255	12,085	780	11,980	550	315	275	3.9	1,365
Tenant - Locataires	10,920	870	9,600	450	9,990	450	170	310	3.4	1,900
<b>Victoria</b>										
All household heads - Tous chefs de ménage	15,790	3,080	11,900	810	13,930	905	345	610	3.1	1,345
Owner - Propriétaires	9,195	1,375	7,205	615	7,880	630	275	430	3.3	595
Tenant - Locataires	6,595	1,705	4,695	195	6,070	275	--	180	2.8	750
No service in World War II - Aucun service dans la II <sup>e</sup> Guerre Mondiale	11,435	2,885	7,985	565	9,965	730	305	435	2.9	715
Owner - Propriétaires	7,140	1,330	5,355	455	6,050	540	245	305	3.1	390
Tenant - Locataires	4,295	1,555	2,630	110	3,915	190	--	130	2.5	325
Service in World War II - Service dans la II <sup>e</sup> Guerre Mondiale	4,355	195	3,915	245	3,965	175	--	175	3.7	630
Owner - Propriétaires	2,055	--	1,850	160	1,810	--	--	125	4.1	205
Tenant - Locataires	2,300	150	2,065	--	2,155	--	--	--	3.4	425

**TABLE 119. Households by service of household head in World War II and tenure, showing specified household facilities and conveniences, for provinces, rural, urban, and cities of 30,000 population and over, 1951**

**TABLÉAU 119. Ménages selon le service du chef dans la II<sup>e</sup> Guerre Mondiale et le mode d'occupation, et possédant certaines commodités ménagères et de confort, provinces, régions rurales et urbaines, et cités de 30,000 et plus. 1951**

Service of household head in World War II and tenure  Service du chef de ménage dans la II <sup>e</sup> Guerre Mondiale et mode d'occupation	Total	Households with: Ménages pourvus de:						
		Electric or gas range  Cuisinière électrique ou à gaz	Mechanical refrigeration  Réfrigération mécanique	Powered washing machine  Lessi- veuse mécanique	Electric vacuum cleaner  Aspi- rateur électrique	Telephone  Téléphone	Radio	Passenger automobile  Automobile de tourisme
<b>CANADA</b>								
<b>All household heads - Tous chefs de ménage</b>	<b>3,409,295</b>	<b>1,699,440</b>	<b>1,594,980</b>	<b>2,471,475</b>	<b>1,413,610</b>	<b>2,028,450</b>	<b>3,143,555</b>	<b>1,442,595</b>
Owner - Propriétaires	2,236,955	988,715	1,030,475	1,697,100	980,195	1,327,520	2,053,640	1,055,365
Tenant - Locataires	1,172,340	710,725	564,505	774,375	433,415	700,930	1,089,915	387,230
No service in World War II - Aucun service dans la II <sup>e</sup> Guerre Mondiale	2,791,270	1,308,040	1,265,255	1,981,820	1,130,670	1,643,285	2,556,880	1,150,245
Owner - Propriétaires	1,905,025	789,185	851,130	1,415,855	811,100	1,111,770	1,738,655	880,135
Tenant - Locataires	886,245	518,855	414,125	565,965	319,570	531,515	818,225	270,110
Service in World War II - Service dans la II <sup>e</sup> Guerre Mondiale	618,025	391,400	329,725	489,655	282,940	385,165	586,675	292,350
Owner - Propriétaires	331,930	199,530	179,345	281,245	169,095	215,750	314,985	175,230
Tenant - Locataires	286,095	191,870	150,380	208,410	113,845	169,415	271,690	117,120
<b>Rural - Régions rurales</b>								
<b>All household heads - Tous chefs de ménage</b>	<b>1,254,260</b>	<b>210,870</b>	<b>326,865</b>	<b>803,345</b>	<b>269,020</b>	<b>484,555</b>	<b>1,093,555</b>	<b>564,140</b>
Owner - Propriétaires	1,028,780	163,225	266,600	662,315	224,015	412,235	899,870	467,305
Tenant - Locataires	225,480	47,245	60,265	141,030	45,005	72,320	193,685	96,835
No service in World War II - Aucun service dans la II <sup>e</sup> Guerre Mondiale	1,099,600	167,830	275,740	692,040	228,475	423,595	952,295	487,655
Owner - Propriétaires	925,530	137,500	234,110	588,245	197,315	368,020	805,205	415,715
Tenant - Locataires	174,070	30,330	41,630	103,795	31,160	55,575	147,090	71,940
Service in World War II - Service dans la II <sup>e</sup> Guerre Mondiale	154,660	43,040	51,125	111,305	40,545	60,960	141,260	76,485
Owner - Propriétaires	103,250	26,125	32,490	74,070	26,700	44,215	94,665	51,590
Tenant - Locataires	51,410	16,915	18,635	37,235	13,845	16,745	46,595	24,895
<b>Urban - Régions urbaines</b>								
<b>All household heads - Tous chefs de ménage</b>	<b>2,155,035</b>	<b>1,488,570</b>	<b>1,268,115</b>	<b>1,668,130</b>	<b>1,144,590</b>	<b>1,543,895</b>	<b>2,050,000</b>	<b>878,455</b>
Owner - Propriétaires	1,208,175	825,090	763,875	1,034,785	756,180	915,285	1,153,770	588,060
Tenant - Locataires	946,860	663,480	504,240	633,345	388,410	628,610	896,230	290,395
No service in World War II - Aucun service dans la II <sup>e</sup> Guerre Mondiale	1,691,670	1,140,210	989,515	1,289,780	902,195	1,219,690	1,604,585	662,590
Owner - Propriétaires	979,495	651,685	617,020	827,610	613,785	743,750	933,450	464,420
Tenant - Locataires	712,175	488,525	372,495	462,170	288,410	475,940	671,135	198,170
Service in World War II - Service dans la II <sup>e</sup> Guerre Mondiale	463,365	348,360	278,600	378,350	242,395	324,205	445,415	215,865
Owner - Propriétaires	228,680	173,405	146,855	207,175	142,395	171,535	220,320	123,640
Tenant - Locataires	234,685	174,955	131,745	171,175	100,000	152,670	225,095	92,225
<b>NEWFOUNDLAND</b>								
<b>All household heads - Tous chefs de ménage</b>	<b>70,980</b>	<b>3,310</b>	<b>5,355</b>	<b>18,570</b>	<b>4,520</b>	<b>14,810</b>	<b>56,860</b>	<b>6,670</b>
Owner - Propriétaires	61,540	2,020	3,835	13,875	3,415	10,620	48,450	5,255
Tenant - Locataires	9,440	1,290	1,520	4,695	1,105	4,190	8,410	1,415
No service in World War II - Aucun service dans la II <sup>e</sup> Guerre Mondiale	67,225	2,515	4,460	16,630	3,795	13,330	53,505	5,995
Owner - Propriétaires	59,235	1,735	3,515	12,910	3,095	9,935	46,425	4,835
Tenant - Locataires	7,990	780	945	3,720	700	3,395	7,080	1,160
Service in World War II - Service dans la II <sup>e</sup> Guerre Mondiale	3,755	795	895	1,940	725	1,480	3,355	675
Owner - Propriétaires	2,305	285	320	965	320	685	2,025	420
Tenant - Locataires	1,450	510	575	975	405	795	1,330	255
<b>Rural - Régions rurales</b>								
<b>All household heads - Tous chefs de ménage</b>	<b>41,245</b>	<b>265</b>	<b>620</b>	<b>3,140</b>	<b>450</b>	<b>1,940</b>	<b>30,230</b>	<b>1,225</b>
Owner - Propriétaires	39,435	--	340	2,535	230	1,530	28,710	1,115
Tenant - Locataires	1,810	190	280	605	220	410	1,520	110
No service in World War II - Aucun service dans la II <sup>e</sup> Guerre Mondiale	39,870	155	425	2,805	290	1,705	29,075	1,155
Owner - Propriétaires	38,405	--	320	2,425	215	1,485	27,885	1,065
Tenant - Locataires	1,465	--	105	380	--	220	1,190	--
Service in World War II - Service dans la II <sup>e</sup> Guerre Mondiale	1,375	110	195	335	160	235	1,155	--
Owner - Propriétaires	1,030	--	--	110	--	--	825	--
Tenant - Locataires	345	105	175	225	145	190	330	--
<b>Urban - Régions urbaines</b>								
<b>All household heads - Tous chefs de ménage</b>	<b>29,735</b>	<b>3,045</b>	<b>4,735</b>	<b>15,430</b>	<b>4,070</b>	<b>12,870</b>	<b>26,630</b>	<b>5,445</b>
Owner - Propriétaires	22,105	1,945	3,495	11,340	3,185	9,090	19,740	4,140
Tenant - Locataires	7,630	1,100	1,240	4,090	885	3,780	6,890	1,305

**TABLE 119. Households by service of household head in World War II and tenure, showing specified household facilities and conveniences, for provinces, rural, urban, and cities of 30,000 population and over, 1951 - Continued**

**TABLEAU 119. Ménages selon le service du chef dans la II<sup>e</sup> Guerre Mondiale et le mode d'occupation, et possédant certaines commodités ménagères et de confort, provinces, régions rurales et urbaines, et cités de 30,000 et plus, 1951 - suite**

Service of household head in World War II and tenure  Service du chef de ménage dans la II <sup>e</sup> Guerre Mondiale et mode d'occupation	Total	Households with: Ménages pourvus de:						
		Electric or gas range  Cuisinière électrique ou à gaz	Mechanical refrigeration  Réfrigération mécanique	Powered washing machine  Lessi- veuse mécanique	Electric vacuum cleaner  Aspi- rateur électrique	Telephone  Téléphone	Radio	Passenger automobile  Automobile de tourisme
<b>NEWFOUNDLAND - Con. - fin</b>								
<b>Urban - Con. - Régions urbaines - fin</b>								
No service in World War II - Aucun service dans la II <sup>e</sup> Guerre Mondiale .....	27,355	2,360	4,035	13,825	3,505	11,625	24,430	4,840
Owner - Propriétaires .....	20,830	1,665	3,195	10,485	2,880	8,450	18,540	3,770
Tenant - Locataires .....	6,525	695	840	3,340	625	3,175	5,890	1,070
Service in World War II - Service dans la II <sup>e</sup> Guerre Mondiale .....	2,380	685	700	1,605	565	1,245	2,200	605
Owner - Propriétaires .....	1,275	280	300	855	305	640	1,200	370
Tenant - Locataires .....	1,105	405	400	750	260	605	1,000	235
<b>St. John's</b>								
All household heads - Tous chefs de ménage	10,570	1,455	2,360	6,390	2,340	7,840	9,890	2,675
Owner - Propriétaires .....	6,520	1,015	1,880	4,360	1,915	5,430	6,225	1,970
Tenant - Locataires .....	4,050	440	480	2,030	425	2,410	3,665	705
No service in World War II - Aucun service dans la II <sup>e</sup> Guerre Mondiale .....	9,600	1,165	2,080	5,730	2,045	7,150	9,010	2,350
Owner - Propriétaires .....	6,100	905	1,735	4,045	1,750	5,085	5,820	1,795
Tenant - Locataires .....	3,500	260	345	1,685	295	2,065	3,190	555
Service in World War II - Service dans la II <sup>e</sup> Guerre Mondiale .....	970	290	280	660	295	690	880	325
Owner - Propriétaires .....	420	110	145	315	165	345	405	175
Tenant - Locataires .....	550	180	135	345	130	345	475	150
<b>PRINCE EDWARD ISLAND</b>								
All household heads - Tous chefs de ménage	22,455	1,875	4,285	9,635	3,895	9,005	20,150	8,665
Owner - Propriétaires .....	18,305	885	2,910	7,440	2,765	6,760	16,380	7,235
Tenant - Locataires .....	4,150	990	1,375	2,195	1,130	2,245	3,770	1,430
No service in World War II - Aucun service dans la II <sup>e</sup> Guerre Mondiale .....	18,285	1,005	3,135	7,160	2,930	7,055	16,315	7,010
Owner - Propriétaires .....	15,590	600	2,425	5,930	2,255	5,615	13,915	6,170
Tenant - Locataires .....	2,695	405	710	1,230	675	1,440	2,400	840
Service in World War II - Service dans la II <sup>e</sup> Guerre Mondiale .....	4,170	870	1,150	2,475	965	1,950	3,835	1,655
Owner - Propriétaires .....	2,715	285	485	1,510	510	1,145	2,465	1,065
Tenant - Locataires .....	1,455	585	665	965	455	805	1,370	590
<b>Rural - Régions rurales</b>								
All household heads - Tous chefs de ménage	16,880	565	2,165	6,080	1,660	4,885	14,915	6,510
Owner - Propriétaires .....	15,325	260	1,705	5,310	1,355	4,490	13,540	5,935
Tenant - Locataires .....	1,555	305	460	770	305	395	1,375	575
No service in World War II - Aucun service dans la II <sup>e</sup> Guerre Mondiale .....	14,305	175	1,595	4,700	1,210	4,170	12,585	5,465
Owner - Propriétaires .....	13,305	150	1,445	4,340	1,100	3,885	11,740	5,135
Tenant - Locataires .....	1,000	--	150	360	110	285	845	330
Service in World War II - Service dans la II <sup>e</sup> Guerre Mondiale .....	2,575	390	570	1,380	450	715	2,330	1,045
Owner - Propriétaires .....	2,020	110	260	970	255	605	1,800	800
Tenant - Locataires .....	555	280	310	410	195	110	530	245
<b>Urban - Régions urbaines</b>								
All household heads - Tous chefs de ménage	5,575	1,310	2,120	3,555	2,235	4,120	5,235	2,155
Owner - Propriétaires .....	2,980	625	1,205	2,130	1,410	2,270	2,840	1,300
Tenant - Locataires .....	2,595	685	915	1,425	825	1,850	2,395	855
No service in World War II - Aucun service dans la II <sup>e</sup> Guerre Mondiale .....	3,980	830	1,540	2,460	1,720	2,885	3,730	1,545
Owner - Propriétaires .....	2,285	450	980	1,590	1,155	1,730	2,175	1,035
Tenant - Locataires .....	1,695	380	560	870	565	1,155	1,555	510
Service in World War II - Service dans la II <sup>e</sup> Guerre Mondiale .....	1,595	480	580	1,095	515	1,235	1,505	610
Owner - Propriétaires .....	695	175	225	540	255	540	665	265
Tenant - Locataires .....	900	305	355	555	260	695	840	345
<b>NOVA SCOTIA</b>								
All household heads - Tous chefs de ménage	149,555	20,650	45,565	96,870	41,890	76,770	135,125	47,525
Owner - Propriétaires .....	113,945	12,620	33,835	75,365	33,330	56,870	102,870	37,560
Tenant - Locataires .....	35,610	8,030	11,730	21,505	8,560	19,900	32,255	9,965

**TABLE 119. Households by service of household head in World War II and tenure, showing specified household facilities and conveniences, for provinces, rural, urban, and cities of 30,000 population and over, 1951 - Continued**

**TABLEAU 119. Ménages selon le service du chef dans la II<sup>e</sup> Guerre Mondiale et le mode d'occupation, et possédant certaines commodités ménagères et de confort, provinces, régions rurales et urbaines, et cités de 30,000 et plus, 1951 - suite**

Service of household head in World War II and tenure — Service du chef de ménage dans la II <sup>e</sup> Guerre Mondiale et mode d'occupation	Total	Households with: — Ménages pourvus de:						
		Electric or gas range — Cuisinière électrique ou à gaz	Mechanical refrigeration — Réfrigération mécanique	Powered washing machine — Lessi- veuse mécanique	Electric vacuum cleaner — Aspi- rateur électrique	Telephone — Téléphone	Radio	Passenger automobile — Automobile de tourisme
<b>NOVA SCOTIA - Con.-fin</b>								
No service in World War II - Aucun service dans la II <sup>e</sup> Guerre Mondiale.....	119,005	13,890	34,715	74,180	33,405	59,705	106,590	37,130
Owner - Propriétaires.....	94,780	9,455	27,665	60,870	27,990	46,420	84,935	30,915
Tenant - Locataires.....	24,225	4,435	7,050	13,310	5,415	13,285	21,655	6,215
Service in World War II - Service dans la II <sup>e</sup> Guerre Mondiale.....	30,550	6,760	19,850	22,690	8,485	17,065	28,535	10,395
Owner - Propriétaires.....	19,165	3,165	6,170	14,495	5,340	10,450	17,935	6,645
Tenant - Locataires.....	11,385	3,595	4,680	8,195	3,145	6,615	10,600	3,750
<b>Rural - Régions rurales</b>								
All household heads - Tous chefs de ménage	71,125	2,275	14,200	39,500	12,680	23,560	62,065	21,630
Owner - Propriétaires.....	62,865	1,575	12,430	35,085	11,390	21,220	55,035	19,050
Tenant - Locataires.....	8,260	700	1,770	4,415	1,290	2,340	7,030	2,580
No service in World War II - Aucun service dans la II <sup>e</sup> Guerre Mondiale.....	60,255	1,420	11,615	32,250	10,585	19,915	52,170	17,935
Owner - Propriétaires.....	54,275	1,115	10,515	29,445	9,795	18,210	47,170	16,215
Tenant - Locataires.....	5,980	305	1,100	2,805	790	1,705	5,000	1,720
Service in World War II - Service dans la II <sup>e</sup> Guerre Mondiale.....	10,870	855	2,585	7,250	2,095	3,645	9,895	3,695
Owner - Propriétaires.....	8,590	460	1,915	5,640	1,595	3,010	7,865	2,835
Tenant - Locataires.....	2,280	395	670	1,610	500	635	2,030	860
<b>Urban - Régions urbaines</b>								
All household heads - Tous chefs de ménage	78,430	18,375	31,365	57,370	29,210	53,210	73,060	25,895
Owner - Propriétaires.....	51,080	11,045	21,405	40,280	21,940	35,650	47,835	18,510
Tenant - Locataires.....	27,350	7,330	9,960	17,090	7,270	17,560	25,225	7,385
No service in World War II - Aucun service dans la II <sup>e</sup> Guerre Mondiale.....	58,750	12,470	23,100	41,930	22,820	39,790	54,420	19,195
Owner - Propriétaires.....	40,505	8,340	17,150	31,425	18,195	28,210	37,765	14,700
Tenant - Locataires.....	18,245	4,130	5,950	10,505	4,625	11,580	16,655	4,495
Service in World War II - Service dans la II <sup>e</sup> Guerre Mondiale.....	19,680	5,905	8,265	15,440	6,390	13,420	18,640	6,700
Owner - Propriétaires.....	10,575	2,705	4,255	8,855	3,745	7,440	10,070	3,810
Tenant - Locataires.....	9,105	3,200	4,010	6,585	2,645	5,980	8,570	2,890
<b>Halifax</b>								
All household heads - Tous chefs de ménage	18,710	7,765	9,280	11,540	7,795	15,550	17,405	6,485
Owner - Propriétaires.....	8,785	4,125	5,505	6,315	5,195	8,100	8,320	3,925
Tenant - Locataires.....	9,925	3,640	3,775	5,225	2,600	7,450	9,085	2,560
No service in World War II - Aucun service dans la II <sup>e</sup> Guerre Mondiale.....	13,300	5,210	6,345	7,720	5,555	11,055	12,305	4,455
Owner - Propriétaires.....	6,545	3,035	4,050	4,525	3,950	6,025	8,215	2,855
Tenant - Locataires.....	6,755	2,175	2,295	3,195	1,605	5,030	6,090	1,600
Service in World War II - Service dans la II <sup>e</sup> Guerre Mondiale.....	5,410	2,555	2,935	3,820	2,240	4,495	5,100	2,030
Owner - Propriétaires.....	2,240	1,090	1,455	1,790	1,245	2,075	2,105	1,070
Tenant - Locataires.....	3,170	1,465	1,480	2,030	995	2,420	2,995	960
<b>Sydney</b>								
All household heads - Tous chefs de ménage	6,325	1,470	2,725	5,295	2,785	4,855	6,100	2,125
Owner - Propriétaires.....	4,350	1,030	1,990	3,835	2,225	3,525	4,185	1,590
Tenant - Locataires.....	1,975	440	735	1,460	560	1,330	1,915	535
No service in World War II - Aucun service dans la II <sup>e</sup> Guerre Mondiale.....	5,100	1,135	2,160	4,240	2,375	3,920	4,910	1,745
Owner - Propriétaires.....	3,740	865	1,725	3,275	2,000	3,005	3,595	1,400
Tenant - Locataires.....	1,360	270	435	965	375	915	1,315	345
Service in World War II - Service dans la II <sup>e</sup> Guerre Mondiale.....	1,225	335	565	1,055	410	935	1,190	380
Owner - Propriétaires.....	610	165	265	560	225	520	590	190
Tenant - Locataires.....	615	170	300	495	185	415	600	190
<b>NEW BRUNSWICK</b>								
All household heads - Tous chefs de ménage	114,010	18,260	29,710	74,375	29,940	52,495	100,975	35,880
Owner - Propriétaires.....	81,210	9,335	19,470	52,925	20,185	33,880	71,060	26,845
Tenant - Locataires.....	32,800	8,925	10,240	21,450	9,755	18,615	29,915	9,035
No service in World War II - Aucun service dans la II <sup>e</sup> Guerre Mondiale.....	90,855	13,420	22,705	57,410	23,760	40,855	79,625	28,400
Owner - Propriétaires.....	67,810	7,380	16,035	43,250	16,980	27,925	58,895	22,260
Tenant - Locataires.....	23,045	6,040	6,670	14,160	6,780	12,930	20,730	6,140

TABLE 119. Households by service of household head in World War II and tenure, showing specified household facilities and conveniences, for provinces, rural, urban, and cities of 30,000 population and over, 1951 - Continued

TABLEAU 119. Ménages selon le service du chef dans la II<sup>e</sup> Guerre Mondiale et le mode d'occupation, et possédant certaines commodités ménagères et de confort, provinces, régions rurales et urbaines, et cités de 30,000 et plus, 1951 - suite

Service of household head in World War II and tenure Service du chef de ménage dans la II <sup>e</sup> Guerre Mondiale et mode d'occupation	Total	Households with: Ménages pourvus de:						
		Electric or gas range Cuisinière électrique ou à gaz	Mechanical refrigeration Réfrigération mécanique	Powered washing machine Lessiveuse mécanique	Electric vacuum cleaner Aspirateur électrique	Telephone Téléphone	Radio	Passenger automobile Automobile de tourisme
<b>NEW BRUNSWICK—Con.—fin</b>								
Service in World War II - Service dans la II <sup>e</sup> Guerre Mondiale	23,155	4,840	7,005	16,965	6,180	11,640	21,350	7,480
Owner - Propriétaires	13,400	1,955	3,435	9,675	3,205	5,955	12,165	4,585
Tenant - Locataires	9,755	2,885	3,570	7,290	2,975	5,685	9,185	2,895
<b>Rural - Régions rurales</b>								
All household heads - Tous chefs de ménage	62,225	2,170	9,715	35,935	8,745	17,955	52,570	18,420
Owner - Propriétaires	54,710	1,575	8,305	31,675	7,675	15,755	46,245	16,380
Tenant - Locataires	7,515	595	1,410	4,260	1,070	2,200	6,325	2,040
No service in World War II - Aucun service dans la II <sup>e</sup> Guerre Mondiale	52,065	1,440	7,955	29,425	7,345	14,800	43,605	15,290
Owner - Propriétaires	46,670	1,135	7,015	26,575	6,615	13,310	39,145	13,860
Tenant - Locataires	5,395	305	940	2,850	730	1,490	4,460	1,430
Service in World War II - Service dans la II <sup>e</sup> Guerre Mondiale	10,160	730	1,760	6,510	1,400	3,155	8,965	3,130
Owner - Propriétaires	8,040	440	1,290	5,100	1,060	2,445	7,100	2,520
Tenant - Locataires	2,120	290	470	1,410	340	710	1,865	610
<b>Urban - Régions urbaines</b>								
All household heads - Tous chefs de ménage	51,785	16,090	19,995	38,440	21,195	34,540	48,405	17,460
Owner - Propriétaires	26,500	7,760	11,165	21,250	12,510	18,125	24,815	10,465
Tenant - Locataires	25,285	8,330	8,830	17,190	8,685	16,415	23,590	6,995
No service in World War II - Aucun service dans la II <sup>e</sup> Guerre Mondiale	38,790	11,980	14,750	27,985	16,415	26,055	36,020	13,110
Owner - Propriétaires	21,140	6,245	9,020	16,675	10,365	14,615	19,750	8,400
Tenant - Locataires	17,650	5,735	5,730	11,310	6,050	11,440	16,270	4,710
Service in World War II - Service dans la II <sup>e</sup> Guerre Mondiale	12,995	4,110	5,245	10,455	4,780	8,485	12,385	4,350
Owner - Propriétaires	5,360	1,515	2,145	4,575	2,145	3,510	5,065	2,065
Tenant - Locataires	7,635	2,595	3,100	5,880	2,635	4,975	7,320	2,285
<b>Saint John</b>								
All household heads - Tous chefs de ménage	13,180	3,415	4,225	8,040	5,065	9,050	12,280	3,755
Owner - Propriétaires	2,910	1,045	1,350	1,975	1,765	2,410	2,785	1,360
Tenant - Locataires	10,270	2,370	2,875	6,065	3,300	6,640	9,495	2,395
No service in World War II - Aucun service dans la II <sup>e</sup> Guerre Mondiale	10,035	2,630	3,080	5,735	4,020	6,940	9,260	2,780
Owner - Propriétaires	2,480	915	1,135	1,625	1,540	2,045	2,375	1,115
Tenant - Locataires	7,555	1,715	1,945	4,110	2,480	4,895	6,885	1,665
Service in World War II - Service dans la II <sup>e</sup> Guerre Mondiale	3,145	785	1,145	2,305	1,045	2,110	3,020	975
Owner - Propriétaires	430	130	215	350	225	365	410	245
Tenant - Locataires	2,715	655	930	1,955	820	1,745	2,610	730
<b>QUÉBEC</b>								
All household heads - Tous chefs de ménage	838,785	385,330	401,020	645,075	283,335	499,565	802,540	231,940
Owner - Propriétaires	416,960	114,150	172,685	330,770	129,165	214,595	381,985	135,975
Tenant - Locataires	441,825	271,180	228,335	314,305	154,170	284,970	420,555	95,965
No service in World War II - Aucun service dans la II <sup>e</sup> Guerre Mondiale	762,580	323,470	346,500	572,610	246,975	437,855	710,560	205,025
Owner - Propriétaires	390,555	100,905	158,130	309,075	118,080	198,320	357,115	126,340
Tenant - Locataires	372,025	222,565	188,370	263,535	128,895	239,535	353,445	78,685
Service in World War II - Service dans la II <sup>e</sup> Guerre Mondiale	96,205	61,860	54,520	72,465	36,360	61,710	91,980	26,915
Owner - Propriétaires	26,405	13,245	14,555	21,695	11,085	16,275	24,870	9,635
Tenant - Locataires	69,800	48,615	39,965	50,770	25,275	45,435	67,110	17,280
<b>Rural - Régions rurales</b>								
All household heads - Tous chefs de ménage	255,385	17,090	57,725	183,390	31,725	80,120	221,990	70,820
Owner - Propriétaires	215,435	12,285	46,725	155,580	26,330	69,705	187,485	61,365
Tenant - Locataires	39,950	4,805	11,000	27,810	5,395	10,415	34,505	9,455
No service in World War II - Aucun service dans la II <sup>e</sup> Guerre Mondiale	242,815	14,680	53,810	174,335	29,560	75,900	210,740	67,120
Owner - Propriétaires	207,465	11,100	44,515	150,015	25,095	66,835	180,415	58,890
Tenant - Locataires	35,350	3,580	9,295	24,320	4,465	9,065	30,325	8,230

TABLE 119. Households by service of household head in World War II and tenure, showing specified household facilities and conveniences, for provinces, rural, urban, and cities of 30,000 population and over, 1951 - Continued

TABLEAU 119. Ménages selon le service du chef dans la II<sup>e</sup> Guerre Mondiale et le mode d'occupation, et possédant certaines commodités ménagères et de confort, provinces, régions rurales et urbaines, et cités de 30,000 et plus, 1951 - suite

Service of household head in World War II and tenure — Service du chef de ménage dans la II <sup>e</sup> Guerre Mondiale et mode d'occupation	Total	Households with: — Ménages pourvus de:						
		Electric or gas range — Cuisinière électrique ou à gaz	Mechanical refrigeration — Réfrigération mécanique	Powered washing machine — Lessi- veuse mécanique	Electric vacuum cleaner — Aspi- rateur électrique	Telephone — Téléphone	Radio	Passenger automobile — Automobile de tourisme
<b>QUÉBEC - Con. - suite</b>								
<b>Rural - Con. - Régions rurales - fin</b>								
Service in World War II - Service dans la II <sup>e</sup> Guerre Mondiale .....	12, 570	2, 410	3, 915	9, 055	2, 165	4, 220	11, 250	3, 700
Owner - Propriétaires .....	7, 970	1, 185	2, 210	5, 565	1, 235	2, 870	7, 070	2, 475
Tenant - Locataires .....	4, 600	1, 225	1, 705	3, 490	930	1, 350	4, 180	1, 225
<b>Urban - Régions urbaines</b>								
All household heads - Tous chefs de ménage	603, 400	368, 240	343, 295	461, 685	251, 610	419, 445	580, 550	161, 120
Owner - Propriétaires .....	201, 525	101, 865	125, 960	175, 190	102, 835	144, 890	194, 500	74, 610
Tenant - Locataires .....	401, 875	266, 375	217, 335	286, 495	148, 775	274, 555	386, 050	86, 510
No service in World War II - Aucun service dans la II <sup>e</sup> Guerre Mondiale .....	519, 765	308, 790	292, 690	398, 275	217, 415	361, 955	499, 820	137, 905
Owner - Propriétaires .....	183, 090	89, 805	113, 615	159, 060	92, 985	131, 485	176, 700	67, 450
Tenant - Locataires .....	336, 675	218, 985	179, 075	239, 215	124, 430	230, 470	323, 120	70, 455
Service in World War II - Service dans la II <sup>e</sup> Guerre Mondiale .....	83, 635	59, 450	50, 605	63, 410	34, 195	57, 490	80, 730	23, 215
Owner - Propriétaires .....	18, 435	12, 060	12, 345	16, 130	9, 850	13, 405	17, 800	7, 160
Tenant - Locataires .....	65, 200	47, 390	38, 260	47, 280	24, 345	44, 085	62, 930	16, 055
<b>Hull</b>								
All household heads - Tous chefs de ménage	9, 325	5, 080	4, 305	7, 960	2, 315	5, 910	8, 870	2, 570
Owner - Propriétaires .....	4, 175	2, 155	2, 145	3, 715	1, 345	3, 050	3, 985	1, 445
Tenant - Locataires .....	5, 150	2, 925	2, 160	4, 245	970	2, 860	4, 885	1, 125
No service in World War II - Aucun service dans la II <sup>e</sup> Guerre Mondiale .....	7, 135	3, 740	3, 200	6, 015	1, 755	4, 520	6, 775	1, 975
Owner - Propriétaires .....	3, 435	1, 710	1, 705	3, 025	1, 085	2, 485	3, 280	1, 210
Tenant - Locataires .....	3, 700	2, 030	1, 495	2, 990	670	2, 035	3, 495	765
Service in World War II - Service dans la II <sup>e</sup> Guerre Mondiale .....	2, 190	1, 340	1, 105	1, 945	560	1, 390	2, 095	595
Owner - Propriétaires .....	740	445	440	690	260	565	705	235
Tenant - Locataires .....	1, 450	895	665	1, 255	300	825	1, 390	360
<b>Montréal</b>								
All household heads - Tous chefs de ménage	247, 485	216, 440	151, 370	164, 425	107, 990	190, 940	238, 060	60, 020
Owner - Propriétaires .....	43, 215	38, 090	33, 560	34, 875	28, 305	37, 575	41, 950	17, 540
Tenant - Locataires .....	204, 270	178, 350	117, 810	129, 550	79, 685	153, 365	196, 110	42, 480
No service in World War II - Aucun service dans la II <sup>e</sup> Guerre Mondiale .....	211, 100	183, 310	127, 585	140, 070	93, 060	163, 680	202, 900	50, 600
Owner - Propriétaires .....	39, 385	34, 530	30, 440	31, 660	25, 830	34, 320	38, 220	15, 985
Tenant - Locataires .....	171, 715	148, 780	97, 145	108, 410	67, 230	129, 360	164, 680	34, 615
Service in World War II - Service dans la II <sup>e</sup> Guerre Mondiale .....	36, 385	33, 130	23, 785	24, 355	14, 930	27, 260	35, 160	9, 420
Owner - Propriétaires .....	3, 830	3, 560	3, 120	3, 215	2, 475	3, 255	3, 730	1, 555
Tenant - Locataires .....	32, 555	29, 570	20, 665	21, 140	12, 455	24, 005	31, 430	7, 865
<b>Outremont</b>								
All household heads - Tous chefs de ménage	7, 420	7, 355	6, 605	4, 305	5, 610	7, 145	7, 290	3, 260
Owner - Propriétaires .....	2, 375	2, 360	2, 255	1, 835	2, 115	2, 325	2, 335	1, 635
Tenant - Locataires .....	5, 045	4, 995	4, 350	2, 470	3, 495	4, 820	4, 955	1, 625
No service in World War II - Aucun service dans la II <sup>e</sup> Guerre Mondiale .....	6, 800	6, 735	6, 075	3, 890	5, 245	6, 540	6, 680	2, 985
Owner - Propriétaires .....	2, 275	2, 260	2, 155	1, 745	2, 030	2, 225	2, 245	1, 560
Tenant - Locataires .....	4, 525	4, 475	3, 920	2, 145	3, 215	4, 315	4, 435	1, 425
Service in World War II - Service dans la II <sup>e</sup> Guerre Mondiale .....	620	620	530	415	365	605	610	275
Owner - Propriétaires .....	100	100	100	--	--	100	--	--
Tenant - Locataires .....	520	520	430	325	280	505	520	200
<b>Québec</b>								
All household heads - Tous chefs de ménage	34, 970	18, 875	19, 400	24, 860	13, 035	27, 370	34, 135	8, 015
Owner - Propriétaires .....	8, 540	5, 095	5, 860	6, 835	4, 530	7, 445	8, 365	3, 190
Tenant - Locataires .....	26, 430	13, 780	13, 540	18, 025	8, 505	19, 925	25, 770	4, 825
No service in World War II - Aucun service dans la II <sup>e</sup> Guerre Mondiale .....	30, 975	16, 560	17, 130	21, 910	11, 685	24, 425	30, 250	7, 020
Owner - Propriétaires .....	7, 985	4, 720	5, 480	6, 340	4, 255	6, 955	7, 815	2, 960
Tenant - Locataires .....	22, 990	11, 840	11, 650	15, 570	7, 430	17, 470	22, 435	4, 060
Service in World War II - Service dans la II <sup>e</sup> Guerre Mondiale .....	3, 995	2, 315	2, 270	2, 950	1, 350	2, 945	3, 885	995
Owner - Propriétaires .....	555	375	380	495	275	490	550	230
Tenant - Locataires .....	3, 440	1, 940	1, 890	2, 455	1, 075	2, 455	3, 335	765

TABLE 119. Households by service of household head in World War II and tenure, showing specified household facilities and conveniences, for provinces, rural, urban, and cities of 30,000 population and over, 1951 - Continued

TABLEAU 119. Ménages selon le service du chef dans la II<sup>e</sup> Guerre Mondiale et le mode d'occupation, et possédant certaines commodités ménagères et de confort, provinces, régions rurales et urbaines, et cités de 30,000 et plus, 1951 - suite

Service of household head in World War II and tenure  Service du chef de ménage dans la II <sup>e</sup> Guerre Mondiale et mode d'occupation	Total	Households with: Ménages pourvus de:						
		Electric or gas range  Cuisinière électrique ou à gaz	Mechanical refrigeration — Réfrigération mécanique	Powered washing machine — Lessi- veuse mécanique	Electric vacuum cleaner — Aspi- rateur électrique	Telephone — Téléphone	Radio	Passenger automobile — Automobile de tourisme
<b>QUEBEC - Con.-fin</b>								
<b>Sherbrooke</b>								
All household heads - Tous chefs de ménage	11,545	6,815	6,955	9,725	5,470	8,945	10,980	3,740
Owner - Propriétaires	3,785	2,320	2,655	3,460	2,340	3,260	3,600	1,765
Tenant - Locataires	7,760	4,495	4,300	6,265	3,130	5,685	7,380	1,975
No service in World War II - Aucun service dans la II <sup>e</sup> Guerre Mondiale	10,050	5,885	6,015	8,470	4,760	7,815	9,555	3,205
Owner - Propriétaires	3,370	2,065	2,355	3,080	2,100	2,895	3,210	1,590
Tenant - Locataires	6,680	3,820	3,660	5,390	2,660	4,920	6,345	1,615
Service in World War II - Service dans la II <sup>e</sup> Guerre Mondiale	1,495	930	940	1,255	710	1,130	1,425	535
Owner - Propriétaires	415	255	300	380	240	365	390	175
Tenant - Locataires	1,080	675	640	875	470	765	1,035	360
<b>Trois-Rivières</b>								
All household heads - Tous chefs de ménage	9,530	3,650	4,600	8,330	4,335	7,075	9,295	2,205
Owner - Propriétaires	2,670	1,260	1,635	2,445	1,610	2,185	2,635	915
Tenant - Locataires	6,860	2,390	2,965	5,885	2,725	4,890	6,660	1,290
No service in World War II - Aucun service dans la II <sup>e</sup> Guerre Mondiale	8,470	3,215	4,120	7,360	3,880	6,315	8,255	1,950
Owner - Propriétaires	2,475	1,155	1,510	2,260	1,480	2,020	2,440	830
Tenant - Locataires	5,995	2,060	2,610	5,100	2,400	4,295	5,815	1,120
Service in World War II - Service dans la II <sup>e</sup> Guerre Mondiale	1,060	435	480	970	455	760	1,040	255
Owner - Propriétaires	195	105	125	185	130	165	195	--
Tenant - Locataires	865	330	355	785	325	595	845	170
<b>Verdun</b>								
All household heads - Tous chefs de ménage	19,805	18,085	11,865	14,910	11,310	17,035	19,320	5,325
Owner - Propriétaires	3,130	2,860	2,420	2,645	2,315	2,860	3,080	1,215
Tenant - Locataires	16,675	15,225	9,445	12,265	8,995	14,175	16,240	4,110
No service in World War II - Aucun service dans la II <sup>e</sup> Guerre Mondiale	15,815	14,300	9,325	11,840	9,130	13,570	15,415	4,195
Owner - Propriétaires	2,675	2,420	2,040	2,255	1,980	2,435	2,630	1,065
Tenant - Locataires	13,140	11,880	7,285	9,585	7,150	11,135	12,785	3,130
Service in World War II - Service dans la II <sup>e</sup> Guerre Mondiale	3,990	3,785	2,540	3,070	2,180	3,465	3,905	1,130
Owner - Propriétaires	455	440	380	390	335	425	450	150
Tenant - Locataires	3,535	3,345	2,160	2,680	1,845	3,040	3,455	980
<b>ONTARIO</b>								
All household heads - Tous chefs de ménage	1,181,125	879,660	728,670	927,390	648,035	864,580	1,098,480	640,135
Owner - Propriétaires	821,335	596,805	522,980	685,260	487,880	626,785	765,180	480,775
Tenant - Locataires	359,790	282,855	205,690	242,130	160,155	237,795	333,300	159,360
No service in World War II - Aucun service dans la II <sup>e</sup> Guerre Mondiale	931,740	669,555	568,210	719,780	514,360	686,545	861,570	499,150
Owner - Propriétaires	677,305	475,465	426,100	556,310	401,355	517,440	628,090	393,155
Tenant - Locataires	254,435	194,090	142,110	163,470	113,005	169,105	233,480	105,995
Service in World War II - Service dans la II <sup>e</sup> Guerre Mondiale	249,385	210,105	160,460	207,610	133,675	178,035	236,910	140,985
Owner - Propriétaires	144,030	121,340	96,880	128,950	86,525	109,345	137,090	87,620
Tenant - Locataires	105,355	88,765	63,580	78,660	47,150	68,690	99,820	53,365
<b>Rural - Régions rurales</b>								
All household heads - Tous chefs de ménage	340,870	140,140	152,375	247,465	124,915	198,930	300,730	214,130
Owner - Propriétaires	272,800	110,715	126,565	202,830	105,980	171,265	242,580	177,080
Tenant - Locataires	68,070	29,425	25,810	44,635	18,935	27,665	58,150	37,050
No service in World War II - Aucun service dans la II <sup>e</sup> Guerre Mondiale	290,885	111,685	126,985	207,970	105,655	172,670	254,805	183,065
Owner - Propriétaires	240,620	92,780	109,910	176,665	92,990	151,905	212,750	156,240
Tenant - Locataires	50,265	18,905	17,075	31,305	12,665	20,765	42,055	26,825
Service in World War II - Service dans la II <sup>e</sup> Guerre Mondiale	49,985	28,455	25,390	39,495	19,260	26,260	45,925	31,065
Owner - Propriétaires	32,180	17,935	16,655	26,165	12,990	19,360	29,830	20,840
Tenant - Locataires	17,805	10,520	8,735	13,330	6,270	6,900	16,095	10,225
<b>Urban - Régions urbaines</b>								
All household heads - Tous chefs de ménage	840,255	739,520	576,295	679,925	523,120	665,650	797,750	426,005
Owner - Propriétaires	548,535	486,090	396,415	482,430	381,900	455,520	522,600	303,695
Tenant - Locataires	291,720	253,430	179,880	197,495	141,220	210,130	275,150	122,310

**TABLE 119. Households by service of household head in World War II and tenure, showing specified household facilities and conveniences, for provinces, rural, urban, and cities, of 30,000 population and over, 1951 - Continued**

**TABLEAU 119. Ménages selon le service du chef dans la II<sup>e</sup> Guerre Mondiale et le mode d'occupation, et possédant certaines commodités ménagères et de confort, provinces, régions rurales et urbaines, et cités de 30,000 et plus, 1951 - suite**

Service of household head in World War II and tenure — Service du chef de ménage dans la II <sup>e</sup> Guerre Mondiale et mode d'occupation	Total	Households with: — Ménages pourvus de:						
		Electric or gas range — Cuisinière électrique ou à gaz	Mechanical refrigeration — Réfrigération mécanique	Powered washing machine — Lessiveuse mécanique	Electric vacuum cleaner — Aspirateur électrique	Telephone — Téléphone	Radio	Passenger automobile — Automobile de tourisme
<b>ONTARIO - Con. - suite</b>								
<b>Urban - Con. - Régions urbaines - fin</b>								
No service in World War II - Aucun service dans la II <sup>e</sup> Guerre Mondiale	640,855	557,870	441,225	511,810	408,705	513,875	606,765	316,085
Owner - Propriétaires	436,685	382,685	316,190	379,645	308,365	365,535	415,340	236,915
Tenant - Locataires	204,170	175,185	125,035	132,165	100,340	148,340	191,425	79,170
Service in World War II - Service dans la II <sup>e</sup> Guerre Mondiale	199,400	181,650	135,070	168,115	114,415	151,775	190,985	109,920
Owner - Propriétaires	111,850	103,405	80,225	102,785	73,535	89,985	107,260	66,780
Tenant - Locataires	87,550	78,245	54,845	65,330	40,880	61,790	83,725	43,140
<b>Brantford</b>								
All household heads - Tous chefs de ménage	10,375	10,000	6,365	8,910	7,015	8,290	9,760	4,640
Owner - Propriétaires	6,410	6,240	4,315	5,865	4,870	5,455	6,045	3,075
Tenant - Locataires	3,965	3,760	2,050	3,045	2,145	2,835	3,715	1,565
No service in World War II - Aucun service dans la II <sup>e</sup> Guerre Mondiale	7,790	7,465	4,860	6,640	5,355	6,160	7,295	3,305
Owner - Propriétaires	5,180	5,035	3,565	4,685	3,940	4,370	4,850	2,360
Tenant - Locataires	2,610	2,430	1,295	1,955	1,415	1,790	2,445	945
Service in World War II - Service dans la II <sup>e</sup> Guerre Mondiale	2,585	2,535	1,505	2,270	1,660	2,130	2,465	1,335
Owner - Propriétaires	1,230	1,205	750	1,180	930	1,085	1,195	715
Tenant - Locataires	1,355	1,330	755	1,090	730	1,045	1,270	620
<b>Fort William</b>								
All household heads - Tous chefs de ménage	9,300	6,935	5,055	8,150	5,700	7,300	8,750	3,865
Owner - Propriétaires	6,675	4,970	3,665	6,175	4,350	5,375	6,305	2,845
Tenant - Locataires	2,625	1,965	1,390	1,975	1,350	1,925	2,445	1,020
No service in World War II - Aucun service dans la II <sup>e</sup> Guerre Mondiale	7,230	5,235	3,925	6,245	4,420	5,630	6,780	2,945
Owner - Propriétaires	5,500	4,020	3,010	5,040	3,555	4,380	5,180	2,330
Tenant - Locataires	1,730	1,215	915	1,205	865	1,250	1,600	615
Service in World War II - Service dans la II <sup>e</sup> Guerre Mondiale	2,070	1,700	1,130	1,905	1,280	1,670	1,970	920
Owner - Propriétaires	1,175	950	655	1,135	795	995	1,125	515
Tenant - Locataires	895	750	475	770	485	675	845	405
<b>Hamilton</b>								
All household heads - Tous chefs de ménage	55,340	54,120	41,490	41,915	34,440	44,050	52,650	27,545
Owner - Propriétaires	36,090	35,375	28,970	30,905	25,555	30,465	34,490	19,565
Tenant - Locataires	19,250	18,745	12,520	11,010	8,885	13,585	18,160	7,980
No service in World War II - Aucun service dans la II <sup>e</sup> Guerre Mondiale	42,915	42,030	32,520	32,250	27,705	34,485	40,785	20,675
Owner - Propriétaires	29,080	28,555	23,515	24,695	21,015	24,500	27,715	15,395
Tenant - Locataires	13,835	13,475	9,005	7,555	6,690	9,985	13,070	5,280
Service in World War II - Service dans la II <sup>e</sup> Guerre Mondiale	12,425	12,090	8,970	9,665	6,735	9,565	11,865	6,870
Owner - Propriétaires	7,010	6,820	5,455	6,210	4,540	5,965	6,775	4,170
Tenant - Locataires	5,415	5,270	3,515	3,455	2,195	3,600	5,090	2,700
<b>Kingston</b>								
All household heads - Tous chefs de ménage	8,710	7,720	6,920	6,665	4,990	7,165	8,285	4,300
Owner - Propriétaires	4,115	3,740	3,475	3,480	2,900	3,680	3,920	2,255
Tenant - Locataires	4,595	3,980	3,445	3,185	2,090	3,485	4,365	2,045
No service in World War II - Aucun service dans la II <sup>e</sup> Guerre Mondiale	6,355	5,590	4,980	4,860	3,670	5,360	6,060	3,065
Owner - Propriétaires	3,250	2,930	2,745	2,720	2,285	2,925	3,100	1,775
Tenant - Locataires	3,105	2,660	2,235	2,140	1,385	2,435	2,960	1,290
Service in World War II - Service dans la II <sup>e</sup> Guerre Mondiale	2,355	2,130	1,940	1,805	1,320	1,805	2,225	1,235
Owner - Propriétaires	865	810	730	760	615	755	820	480
Tenant - Locataires	1,490	1,320	1,210	1,045	705	1,050	1,405	755
<b>Kitchener</b>								
All household heads - Tous chefs de ménage	11,570	11,390	8,095	9,960	8,355	8,845	11,175	6,025
Owner - Propriétaires	7,500	7,420	5,650	7,120	6,190	6,330	7,310	4,360
Tenant - Locataires	4,070	3,970	2,445	2,840	2,165	2,515	3,865	1,665
No service in World War II - Aucun service dans la II <sup>e</sup> Guerre Mondiale	9,115	8,955	6,395	7,865	6,760	7,120	8,775	4,710
Owner - Propriétaires	6,330	6,250	4,705	5,985	5,285	5,420	6,155	3,655
Tenant - Locataires	2,785	2,705	1,690	1,880	1,475	1,700	2,620	1,055



**TABLE 119. Households by service of household head in World War II and tenure, showing specified household facilities and conveniences, for provinces, rural, urban, and cities of 30,000 population and over, 1951 - Continued**

**TABLEAU 119. Ménages selon le service du chef dans la II<sup>e</sup> Guerre Mondiale et le mode d'occupation, et possédant certaines commodités ménagères et de confort, provinces, régions rurales et urbaines, et cités de 30,000 et plus, 1951 - suite**

Service of household head in World War II and tenure — Service du chef de ménage dans la II <sup>e</sup> Guerre Mondiale et mode d'occupation	Total	Households with: — Ménages pourvus de:						
		Electric or gas range — Cuisinière électrique ou à gaz	Mechanical refrigeration — Réfrigération mécanique	Powered washing machine — Lessiveuse mécanique	Electric vacuum cleaner — Aspirateur électrique	Telephone — Téléphone	Radio	Passenger automobile — Automobile de tourisme
<b>ONTARIO - Con. - suite</b>								
<b>Kitchener - Con. - fin</b>								
Service in World War II - Service dans la II <sup>e</sup> Guerre Mondiale	2,455	2,435	1,700	2,095	1,595	1,725	2,400	1,315
Owner - Propriétaires	1,170	1,170	945	1,135	905	910	1,155	705
Tenant - Locataires	1,285	1,265	755	960	690	815	1,245	610
<b>London</b>								
All household heads - Tous chefs de ménage	26,385	25,960	18,460	20,565	17,420	20,770	25,380	13,615
Owner - Propriétaires	15,895	15,730	11,815	14,010	12,260	13,745	15,340	9,075
Tenant - Locataires	10,490	10,230	6,645	6,555	5,160	7,025	10,040	4,540
No service in World War II - Aucun service dans la II <sup>e</sup> Guerre Mondiale	19,190	18,835	13,540	14,630	13,045	15,490	18,435	9,390
Owner - Propriétaires	12,305	12,150	9,185	10,665	9,575	10,775	11,855	6,750
Tenant - Locataires	6,885	6,685	4,355	3,965	3,470	4,715	6,580	2,640
Service in World War II - Service dans la II <sup>e</sup> Guerre Mondiale	7,195	7,125	4,920	5,935	4,375	5,280	6,945	4,225
Owner - Propriétaires	3,590	3,580	2,630	3,345	2,685	2,970	3,485	2,325
Tenant - Locataires	3,605	3,545	2,290	2,590	1,690	2,310	3,460	1,900
<b>Oshawa</b>								
All household heads - Tous chefs de ménage	11,225	9,405	7,475	9,615	7,045	9,265	10,705	6,440
Owner - Propriétaires	8,245	6,890	5,720	7,480	5,610	7,060	7,910	4,935
Tenant - Locataires	2,980	2,515	1,755	2,135	1,435	2,205	2,795	1,505
No service in World War II - Aucun service dans la II <sup>e</sup> Guerre Mondiale	8,365	6,830	5,605	7,165	5,440	6,940	7,955	4,830
Owner - Propriétaires	6,380	5,180	4,435	5,800	4,435	5,475	6,110	3,910
Tenant - Locataires	1,985	1,650	1,170	1,365	1,005	1,465	1,845	920
Service in World War II - Service dans la II <sup>e</sup> Guerre Mondiale	2,860	2,575	1,870	2,450	1,605	2,325	2,750	1,610
Owner - Propriétaires	1,865	1,710	1,285	1,680	1,175	1,585	1,800	1,025
Tenant - Locataires	995	865	585	770	430	740	950	585
<b>Ottawa</b>								
All household heads - Tous chefs de ménage	48,965	44,225	36,650	36,570	29,100	42,680	46,570	23,565
Owner - Propriétaires	21,060	19,720	17,025	18,135	15,370	19,555	20,150	12,515
Tenant - Locataires	27,705	24,505	19,625	18,435	13,730	23,125	26,420	11,050
No service in World War II - Aucun service dans la II <sup>e</sup> Guerre Mondiale	34,860	31,250	26,090	25,150	20,995	30,880	33,150	16,195
Owner - Propriétaires	16,010	14,685	12,820	13,350	11,590	14,740	15,195	9,175
Tenant - Locataires	18,850	16,565	13,270	11,800	9,405	16,140	17,955	7,020
Service in World War II - Service dans la II <sup>e</sup> Guerre Mondiale	14,105	12,975	10,560	11,420	8,105	11,800	13,420	7,370
Owner - Propriétaires	5,250	5,035	4,205	4,785	3,780	4,815	4,955	3,340
Tenant - Locataires	8,855	7,940	6,355	6,635	4,325	6,985	8,465	4,030
<b>Peterborough</b>								
All household heads - Tous chefs de ménage	10,020	8,225	7,175	8,630	6,360	8,225	9,515	5,000
Owner - Propriétaires	6,370	5,310	4,800	5,775	4,585	5,615	6,100	3,520
Tenant - Locataires	3,650	2,915	2,375	2,855	1,775	2,610	3,415	1,480
No service in World War II - Aucun service dans la II <sup>e</sup> Guerre Mondiale	7,535	6,080	5,415	6,380	4,920	6,305	7,135	3,735
Owner - Propriétaires	4,980	4,095	3,765	4,475	3,630	4,420	4,760	2,730
Tenant - Locataires	2,555	1,985	1,650	1,905	1,290	1,885	2,375	1,005
Service in World War II - Service dans la II <sup>e</sup> Guerre Mondiale	2,485	2,145	1,760	2,250	1,440	1,920	2,380	1,265
Owner - Propriétaires	1,390	1,215	1,035	1,300	955	1,195	1,340	790
Tenant - Locataires	1,095	930	725	950	485	725	1,040	475
<b>Port Arthur</b>								
All household heads - Tous chefs de ménage	8,425	6,215	4,365	7,200	5,075	6,565	8,040	3,540
Owner - Propriétaires	6,275	4,580	3,325	5,625	4,120	5,075	6,025	2,765
Tenant - Locataires	2,150	1,635	1,040	1,575	955	1,490	2,015	775
No service in World War II - Aucun service dans la II <sup>e</sup> Guerre Mondiale	6,465	4,680	3,405	5,450	4,035	5,020	6,180	2,665
Owner - Propriétaires	5,005	3,615	2,700	4,465	3,375	4,040	4,815	2,190
Tenant - Locataires	1,460	1,065	705	985	660	980	1,365	475
Service in World War II - Service dans la II <sup>e</sup> Guerre Mondiale	1,960	1,535	960	1,750	1,040	1,545	1,860	875
Owner - Propriétaires	1,270	965	625	1,160	745	1,035	1,210	575
Tenant - Locataires	690	570	335	590	295	510	650	300

**TABLE 119. Households by service of household head in World War II and tenure, showing specified household facilities and conveniences, for provinces, rural, urban, and cities of 30,000 population and over, 1951 - Continued**

**TABLEAU 119. Ménages selon le service du chef dans la II<sup>e</sup> Guerre Mondiale et le mode d'occupation, et possédant certaines commodités ménagères et de confort, provinces, régions rurales et urbaines, et cités de 30,000 et plus, 1951 - suite**

Service of household head in World War II and tenure  Service du chef de ménage dans la II <sup>e</sup> Guerre Mondiale et mode d'occupation	Total	Households with: Ménages pourvus de:						
		Electric or gas range	Mechanical refrigeration	Powered washing machine	Electric vacuum cleaner	Telephone	Radio	Passenger automobile
		Cuisinière électrique ou à gaz	Réfrigération mécanique	Lessi- veuse mécanique	Aspi- rateur électrique	Téléphone		Automobile de tourisme
<b>ONTARIO - Con. - suite</b>								
<b>St. Catharines</b>								
All household heads - Tous chefs de ménage	10,380	10,085	7,815	8,520	7,065	8,015	9,760	5,045
Owner - Propriétaires	6,595	6,495	5,370	5,935	5,095	5,540	6,245	3,410
Tenant - Locataires	3,785	3,590	2,445	2,585	1,970	2,475	3,515	1,635
No service in World War II - Aucun service dans la II <sup>e</sup> Guerre Mondiale	8,205	7,995	6,245	6,665	5,705	6,370	7,700	3,820
Owner - Propriétaires	5,455	5,370	4,450	4,870	4,275	4,590	5,155	2,735
Tenant - Locataires	2,750	2,625	1,795	1,795	1,430	1,780	2,545	1,085
Service in World War II - Service dans la II <sup>e</sup> Guerre Mondiale	2,175	2,090	1,570	1,855	1,360	1,645	2,060	1,225
Owner - Propriétaires	1,140	1,125	920	1,065	820	950	1,090	675
Tenant - Locataires	1,035	965	650	790	540	695	970	550
<b>Sarnia</b>								
All household heads - Tous chefs de ménage	9,380	8,945	6,665	8,130	6,255	7,635	8,820	5,445
Owner - Propriétaires	6,620	6,350	5,135	6,125	4,975	5,750	6,255	4,095
Tenant - Locataires	2,760	2,595	1,530	2,005	1,280	1,885	2,565	1,350
No service in World War II - Aucun service dans la II <sup>e</sup> Guerre Mondiale	6,870	6,500	4,880	5,930	4,710	5,595	6,425	3,915
Owner - Propriétaires	5,160	4,920	3,950	4,710	3,925	4,445	4,845	3,145
Tenant - Locataires	1,710	1,580	930	1,220	785	1,150	1,580	770
Service in World War II - Service dans la II <sup>e</sup> Guerre Mondiale	2,510	2,445	1,785	2,200	1,545	2,040	2,395	1,530
Owner - Propriétaires	1,460	1,430	1,185	1,415	1,050	1,305	1,410	950
Tenant - Locataires	1,050	1,015	600	785	495	735	985	580
<b>Sault Ste. Marie</b>								
All household heads - Tous chefs de ménage	7,855	6,305	5,140	6,845	4,400	6,610	7,360	3,640
Owner - Propriétaires	5,330	4,305	3,645	4,925	3,385	4,650	4,970	2,715
Tenant - Locataires	2,525	2,000	1,495	1,920	1,015	1,960	2,390	925
No service in World War II - Aucun service dans la II <sup>e</sup> Guerre Mondiale	6,205	4,960	4,125	5,435	3,620	5,200	5,795	2,890
Owner - Propriétaires	4,510	3,630	3,135	4,150	2,940	3,940	4,200	2,345
Tenant - Locataires	1,695	1,330	990	1,285	680	1,260	1,595	545
Service in World War II - Service dans la II <sup>e</sup> Guerre Mondiale	1,650	1,345	1,015	1,410	780	1,410	1,565	750
Owner - Propriétaires	820	675	510	775	445	710	770	370
Tenant - Locataires	830	670	505	635	335	700	795	380
<b>Sudbury</b>								
All household heads - Tous chefs de ménage	9,450	7,580	6,190	7,680	4,550	7,125	9,000	3,945
Owner - Propriétaires	4,435	3,680	3,340	4,020	2,630	3,800	4,255	2,080
Tenant - Locataires	5,015	3,900	2,850	3,660	1,920	3,325	4,745	1,865
No service in World War II - Aucun service dans la II <sup>e</sup> Guerre Mondiale	7,325	5,740	4,840	6,025	3,625	5,680	6,945	3,025
Owner - Propriétaires	3,835	3,135	2,890	3,500	2,270	3,305	3,680	1,785
Tenant - Locataires	3,490	2,605	1,950	2,525	1,355	2,375	3,265	1,240
Service in World War II - Service dans la II <sup>e</sup> Guerre Mondiale	2,125	1,840	1,350	1,655	925	1,445	2,055	920
Owner - Propriétaires	600	545	450	520	360	495	575	295
Tenant - Locataires	1,525	1,295	900	1,135	565	950	1,480	625
<b>Toronto</b>								
All household heads - Tous chefs de ménage	157,175	153,965	110,185	113,030	102,155	141,230	148,990	66,765
Owner - Propriétaires	97,795	96,530	71,735	80,685	71,350	91,130	93,195	46,060
Tenant - Locataires	59,380	57,435	38,450	32,345	30,805	50,100	55,795	20,705
No service in World War II - Aucun service dans la II <sup>e</sup> Guerre Mondiale	129,135	126,505	91,455	92,105	85,960	116,490	122,120	53,385
Owner - Propriétaires	83,620	82,485	61,600	68,180	61,665	77,940	79,575	38,705
Tenant - Locataires	45,515	44,020	29,855	23,925	24,295	38,550	42,545	14,680
Service in World War II - Service dans la II <sup>e</sup> Guerre Mondiale	28,040	27,460	18,730	20,925	16,195	24,740	26,870	13,380
Owner - Propriétaires	14,175	14,045	10,135	12,505	9,685	13,190	13,620	7,355
Tenant - Locataires	13,865	13,415	8,595	8,420	6,510	11,550	13,250	6,025

TABLE 119. Households by service of household head in World War II and tenure, showing specified household facilities and conveniences, for provinces, rural, urban, and cities of 30,000 population and over, 1951 - Continued

TABLEAU 119. Ménages selon le service du chef dans la II<sup>e</sup> Guerre Mondiale et le mode d'occupation, et possédant certaines commodités ménagères et de confort, provinces, régions rurales et urbaines, et cités de 30,000 et plus, 1951 - suite

Service of household head in World War II and tenure — Service du chef de ménage dans la II <sup>e</sup> Guerre Mondiale et mode d'occupation	Total	Households with: — Ménages pourvus de:						
		Electric or gas range — Cuisinière électrique ou à gaz	Mechanical refrigeration — Réfrigération mécanique	Powered washing machine — Lessiveuse mécanique	Electric vacuum cleaner — Aspirateur électrique	Telephone — Téléphone	Radio	Passenger automobile — Automobile de tourisme
<b>ONTARIO—Con.—fin</b>								
<b>Windsor</b>								
All household heads — Tous chefs de ménage	31,815	31,420	21,275	26,680	21,535	23,065	29,985	15,735
Owner — Propriétaires	17,300	17,195	13,200	16,025	13,760	14,010	16,360	9,685
Tenant — Locataires	14,515	14,225	8,075	10,655	7,775	9,055	13,625	6,050
No service in World War II — Aucun service dans la II <sup>e</sup> Guerre Mondiale	24,320	24,000	16,685	20,265	16,965	17,945	22,845	11,860
Owner — Propriétaires	14,585	14,500	11,285	13,455	11,770	11,820	13,780	8,090
Tenant — Locataires	9,735	9,500	5,400	6,810	5,195	6,125	9,065	3,770
Service in World War II — Service dans la II <sup>e</sup> Guerre Mondiale	7,495	7,420	4,590	6,415	4,570	5,120	7,140	3,875
Owner — Propriétaires	2,715	2,695	1,915	2,570	1,990	2,190	2,580	1,595
Tenant — Locataires	4,780	4,725	2,675	3,845	2,580	2,930	4,560	2,280
<b>MANITOBA</b>								
All household heads — Tous chefs de ménage	202,400	106,095	94,675	140,160	83,305	111,425	186,890	86,915
Owner — Propriétaires	144,645	68,875	65,280	107,565	60,640	80,240	133,100	68,290
Tenant — Locataires	57,755	37,220	28,395	32,595	22,665	31,185	53,790	18,625
No service in World War II — Aucun service dans la II <sup>e</sup> Guerre Mondiale	161,655	77,900	72,085	108,285	63,765	87,495	147,560	69,920
Owner — Propriétaires	121,605	53,875	53,420	87,970	48,875	65,785	110,835	57,680
Tenant — Locataires	40,050	24,025	18,665	20,315	14,890	21,710	36,725	12,235
Service in World War II — Service dans la II <sup>e</sup> Guerre Mondiale	40,745	28,195	22,590	31,875	19,540	23,930	39,330	16,995
Owner — Propriétaires	23,040	15,000	12,860	19,595	11,765	14,455	22,265	10,605
Tenant — Locataires	17,705	13,195	9,730	12,280	7,775	9,475	17,065	6,390
<b>Rural — Régions rurales</b>								
All household heads — Tous chefs de ménage	83,690	13,395	22,135	51,565	16,490	31,720	72,920	42,035
Owner — Propriétaires	69,780	10,435	17,750	42,780	13,350	26,590	60,745	35,630
Tenant — Locataires	13,910	2,960	4,385	8,785	3,140	5,130	12,175	6,405
No service in World War II — Aucun service dans la II <sup>e</sup> Guerre Mondiale	73,525	10,705	18,540	44,285	14,060	27,770	63,415	37,250
Owner — Propriétaires	62,835	9,030	15,690	37,935	11,920	23,665	54,220	32,190
Tenant — Locataires	10,690	1,675	2,850	6,350	2,140	4,105	9,195	5,060
Service in World War II — Service dans la II <sup>e</sup> Guerre Mondiale	10,165	2,690	3,595	7,280	2,430	3,950	9,505	4,785
Owner — Propriétaires	6,945	1,405	2,060	4,845	1,430	2,925	6,525	3,440
Tenant — Locataires	3,220	1,285	1,535	2,435	1,000	1,025	2,980	1,345
<b>Urban — Régions urbaines</b>								
All household heads — Tous chefs de ménage	118,710	92,700	72,540	88,595	66,815	79,705	113,970	44,880
Owner — Propriétaires	74,865	58,440	48,530	64,785	47,290	53,650	72,355	32,660
Tenant — Locataires	43,845	34,260	24,010	23,810	19,525	26,055	41,615	12,220
No service in World War II — Aucun service dans la II <sup>e</sup> Guerre Mondiale	88,130	67,195	53,545	64,000	49,705	59,725	84,145	32,670
Owner — Propriétaires	58,770	44,845	37,730	50,035	36,955	42,120	56,615	25,495
Tenant — Locataires	29,360	22,350	15,815	13,965	12,750	17,605	27,530	7,175
Service in World War II — Service dans la II <sup>e</sup> Guerre Mondiale	30,580	25,505	18,995	24,595	17,110	19,980	29,825	12,210
Owner — Propriétaires	16,095	13,595	10,800	14,750	10,335	11,530	15,740	7,165
Tenant — Locataires	14,485	11,910	8,195	9,845	6,775	8,450	14,085	5,045
<b>Winnipeg</b>								
All household heads — Tous chefs de ménage	64,630	56,715	42,470	44,445	38,445	48,175	62,265	22,335
Owner — Propriétaires	34,280	31,195	24,910	29,800	24,460	28,375	33,370	14,620
Tenant — Locataires	30,350	25,520	17,560	14,645	13,985	19,800	28,895	7,715
No service in World War II — Aucun service dans la II <sup>e</sup> Guerre Mondiale	49,465	42,940	32,630	33,200	29,760	37,220	47,440	16,640
Owner — Propriétaires	28,210	25,425	20,460	24,170	20,050	23,355	27,440	11,940
Tenant — Locataires	21,255	17,515	12,170	9,030	9,710	13,865	20,000	4,700
Service in World War II — Service dans la II <sup>e</sup> Guerre Mondiale	15,165	13,775	9,840	11,245	8,685	10,955	14,825	5,695
Owner — Propriétaires	6,070	5,770	4,450	5,630	4,410	5,020	5,930	2,680
Tenant — Locataires	9,095	8,005	5,390	5,615	4,275	5,935	8,895	3,015

**TABLE 119. Households by service of household head in World War II and tenure, showing specified household facilities and conveniences, for provinces, rural, urban, and cities of 30,000 population and over, 1951 - Continued**

**TABLEAU 119. Ménages selon le service du chef dans la II<sup>e</sup> Guerre Mondiale et le mode d'occupation, et possédant certaines commodités ménagères et de confort, provinces, régions rurales et urbaines, et cités de 30,000 et plus, 1951 - suite**

Service of household head in World War II and tenure Service du chef de ménage dans la II <sup>e</sup> Guerre Mondiale et mode d'occupation	Total	Households with: Ménages pourvus de:						
		Electric or gas range Cuisinière électrique ou à gaz	Mechanical refrigeration Réfrigération mécanique	Powered washing machine Lessiveuse mécanique	Electric vacuum cleaner Aspirateur électrique	Telephone Téléphone	Radio	Passenger automobile Automobile de tourisme
<b>SASKATCHEWAN</b>								
All household heads - Tous chefs de ménage	221,455	40,995	48,995	147,930	56,325	108,560	203,955	110,205
Owner - Propriétaires	164,800	25,480	34,060	111,855	40,980	81,100	151,730	85,315
Tenant - Locataires	56,655	15,515	14,935	36,075	15,345	27,460	52,225	24,890
No service in World War II - Aucun service dans la II <sup>e</sup> Guerre Mondiale	184,810	30,410	37,475	119,375	43,565	88,650	168,955	92,275
Owner - Propriétaires	143,165	20,170	27,730	94,760	33,535	69,170	131,080	74,740
Tenant - Locataires	41,645	10,240	9,745	24,615	10,030	19,480	37,875	17,535
Service in World War II - Service dans la II <sup>e</sup> Guerre Mondiale	36,645	10,585	11,520	28,555	12,760	19,910	35,000	17,930
Owner - Propriétaires	21,635	5,310	6,330	17,095	7,445	11,930	20,650	10,575
Tenant - Locataires	15,010	5,275	5,190	11,460	5,315	7,980	14,350	7,355
<b>Rural - Régions rurales</b>								
All household heads - Tous chefs de ménage	151,750	10,195	17,465	92,520	19,470	64,405	137,280	79,515
Owner - Propriétaires	121,430	7,835	13,935	73,760	15,800	52,235	109,900	64,000
Tenant - Locataires	30,320	2,360	3,530	18,760	3,670	12,170	27,380	15,515
No service in World War II - Aucun service dans la II <sup>e</sup> Guerre Mondiale	133,165	8,555	14,860	79,765	16,865	56,770	119,890	69,930
Owner - Propriétaires	109,350	6,905	12,385	65,635	14,215	47,190	98,600	58,015
Tenant - Locataires	23,815	1,650	2,475	14,130	2,650	9,580	21,290	11,915
Service in World War II - Service dans la II <sup>e</sup> Guerre Mondiale	18,585	1,640	2,605	12,755	2,605	7,635	17,390	9,585
Owner - Propriétaires	12,080	930	1,550	8,125	1,585	5,045	11,300	5,985
Tenant - Locataires	6,505	710	1,055	4,630	1,020	2,590	6,090	3,600
<b>Urban - Régions urbaines</b>								
All household heads - Tous chefs de ménage	69,705	30,800	31,530	55,410	36,855	44,155	66,675	30,690
Owner - Propriétaires	43,370	17,645	20,125	38,095	25,180	28,865	41,830	21,315
Tenant - Locataires	26,335	13,155	11,405	17,315	11,675	15,290	24,845	9,375
No service in World War II - Aucun service dans la II <sup>e</sup> Guerre Mondiale	51,645	21,855	22,615	39,610	26,700	31,880	49,065	22,345
Owner - Propriétaires	33,815	13,265	15,345	29,125	19,320	21,980	32,480	16,725
Tenant - Locataires	17,830	8,590	7,270	10,485	7,380	9,900	16,585	5,620
Service in World War II - Service dans la II <sup>e</sup> Guerre Mondiale	18,060	8,945	8,915	15,800	10,155	12,275	17,610	8,345
Owner - Propriétaires	9,555	4,380	4,780	8,970	5,860	6,885	9,350	4,590
Tenant - Locataires	8,505	4,565	4,135	6,830	4,295	5,390	8,260	3,755
<b>Regina</b>								
All household heads - Tous chefs de ménage	19,160	11,140	9,775	15,455	11,700	14,650	18,455	8,175
Owner - Propriétaires	11,060	6,410	5,825	10,160	7,495	8,890	10,755	5,375
Tenant - Locataires	8,100	4,730	3,950	5,295	4,205	5,760	7,700	2,800
No service in World War II - Aucun service dans la II <sup>e</sup> Guerre Mondiale	13,420	7,685	6,805	10,420	8,145	10,090	12,825	5,440
Owner - Propriétaires	8,165	4,645	4,285	7,415	5,515	6,425	7,905	3,900
Tenant - Locataires	5,255	3,040	2,520	3,005	2,630	3,665	4,920	1,540
Service in World War II - Service dans la II <sup>e</sup> Guerre Mondiale	5,740	3,455	2,970	5,035	3,555	4,560	5,630	2,735
Owner - Propriétaires	2,895	1,765	1,540	2,745	1,980	2,465	2,850	1,475
Tenant - Locataires	2,845	1,690	1,430	2,290	1,575	2,095	2,780	1,260
<b>Saskatoon</b>								
All household heads - Tous chefs de ménage	14,980	7,355	6,835	12,130	8,785	11,315	14,465	6,690
Owner - Propriétaires	9,585	4,420	4,525	8,620	6,205	7,595	9,300	4,785
Tenant - Locataires	5,395	2,935	2,310	3,510	2,580	3,720	5,165	1,905
No service in World War II - Aucun service dans la II <sup>e</sup> Guerre Mondiale	10,930	5,365	4,985	8,595	6,350	8,290	10,510	4,815
Owner - Propriétaires	7,240	3,370	3,420	6,390	4,695	5,725	7,000	3,670
Tenant - Locataires	3,690	1,995	1,565	2,205	1,655	2,565	3,510	1,145
Service in World War II - Service dans la II <sup>e</sup> Guerre Mondiale	4,050	1,990	1,850	3,535	2,435	3,025	3,955	1,875
Owner - Propriétaires	2,345	1,050	1,105	2,230	1,510	1,870	2,300	1,115
Tenant - Locataires	1,705	940	745	1,305	925	1,155	1,655	760

**TABLE 119. Households by service of household head in World War II and tenure, showing specified household facilities and conveniences, for provinces, rural, urban, and cities of 30,000 population and over, 1951 - Continued**

**TABLEAU 119. Ménages selon le service du chef dans la II<sup>e</sup> Guerre Mondiale et le mode d'occupation, et possédant certaines commodités ménagères et de confort, provinces, régions rurales et urbaines, et cités de 30,000 et plus, 1951 - suite**

Service of household head in World War II and tenure  Service du chef de ménage dans la II <sup>e</sup> Guerre Mondiale et mode d'occupation	Total	Households with: Ménages pourvus de:						
		Electric or gas range  Cuisinière électrique ou à gaz	Mechanical refrigeration  Réfrigération mécanique	Powered washing machine  Lessi- veuse mécanique	Electric vacuum cleaner  Aspi- rateur électrique	Telephone  Téléphone	Radio	Passenger automobile  Automobile de tourisme
<b>ALBERTA</b>								
All household heads - Tous chefs de ménage	250,730	121,835	87,230	177,140	92,115	99,070	230,260	121,335
Owner - Propriétaires	179,055	77,815	63,185	133,205	69,045	74,125	165,390	92,475
Tenant - Locataires	71,695	44,020	24,045	43,935	23,070	24,945	64,870	28,860
No service in World War II - Aucun service dans la II <sup>e</sup> Guerre Mondiale	199,225	87,710	64,890	136,025	68,895	77,110	181,180	95,175
Owner - Propriétaires	149,035	59,215	49,720	107,930	54,395	59,890	136,610	76,445
Tenant - Locataires	50,190	28,495	15,170	28,095	14,500	17,220	44,570	18,730
Service in World War II - Service dans la II <sup>e</sup> Guerre Mondiale	51,525	34,125	22,340	41,115	23,220	21,960	49,080	26,160
Owner - Propriétaires	30,020	18,600	13,465	25,275	14,650	14,235	28,780	16,030
Tenant - Locataires	21,505	15,525	8,875	15,840	8,570	7,725	20,300	10,130
<b>Rural - Régions rurales</b>								
All household heads - Tous chefs de ménage	125,325	14,265	20,640	77,865	20,860	31,990	110,380	62,815
Owner - Propriétaires	100,395	10,865	16,410	63,355	17,005	26,260	89,220	51,055
Tenant - Locataires	24,930	3,400	4,230	14,510	3,855	5,730	21,160	11,760
No service in World War II - Aucun service dans la II <sup>e</sup> Guerre Mondiale	109,075	11,710	17,560	66,660	17,990	27,870	95,555	54,855
Owner - Propriétaires	89,310	9,340	14,540	55,755	15,165	23,385	79,015	45,770
Tenant - Locataires	19,765	2,370	3,020	10,905	2,825	4,485	16,540	9,085
Service in World War II - Service dans la II <sup>e</sup> Guerre Mondiale	16,250	2,555	3,080	11,205	2,870	4,120	14,825	7,960
Owner - Propriétaires	11,085	1,525	1,870	7,600	1,840	2,875	10,205	5,285
Tenant - Locataires	5,165	1,030	1,210	3,605	1,030	1,245	4,620	2,675
<b>Urban - Régions urbaines</b>								
All household heads - Tous chefs de ménage	125,425	107,570	66,590	99,275	71,255	67,080	119,880	58,520
Owner - Propriétaires	78,660	66,950	46,775	69,850	52,040	47,865	76,170	41,420
Tenant - Locataires	46,765	40,620	19,815	29,425	19,215	19,215	43,710	17,100
No service in World War II - Aucun service dans la II <sup>e</sup> Guerre Mondiale	90,150	76,000	47,330	69,365	50,905	49,240	85,625	40,320
Owner - Propriétaires	59,725	49,875	35,180	52,175	39,230	36,505	57,595	30,675
Tenant - Locataires	30,425	26,125	12,150	17,190	11,675	12,735	28,030	9,645
Service in World War II - Service dans la II <sup>e</sup> Guerre Mondiale	35,275	31,570	19,260	29,910	20,350	17,840	34,255	18,200
Owner - Propriétaires	18,935	17,075	11,595	17,675	12,810	11,360	18,575	10,745
Tenant - Locataires	16,340	14,495	7,665	12,235	7,540	6,480	15,680	7,455
<b>Calgary</b>								
All household heads - Tous chefs de ménage	37,710	37,035	22,180	28,950	25,330	26,035	36,640	18,025
Owner - Propriétaires	22,240	21,910	15,185	20,165	18,025	18,010	21,855	12,525
Tenant - Locataires	15,470	15,125	6,995	8,785	7,305	8,025	14,785	5,500
No service in World War II - Aucun service dans la II <sup>e</sup> Guerre Mondiale	26,300	25,765	15,305	19,500	17,590	18,525	25,450	11,945
Owner - Propriétaires	16,245	15,940	11,020	14,455	13,155	13,320	15,935	8,910
Tenant - Locataires	10,055	9,825	4,285	5,045	4,435	5,205	9,515	3,035
Service in World War II - Service dans la II <sup>e</sup> Guerre Mondiale	11,410	11,270	6,875	9,450	7,740	7,510	11,190	6,080
Owner - Propriétaires	5,995	5,970	4,165	5,710	4,870	4,690	5,920	3,615
Tenant - Locataires	5,415	5,300	2,710	3,740	2,870	2,820	5,270	2,465
<b>Edmonton</b>								
All household heads - Tous chefs de ménage	42,925	40,150	23,535	34,110	25,065	22,720	41,025	19,265
Owner - Propriétaires	26,325	24,605	16,435	23,800	18,410	16,325	25,565	13,610
Tenant - Locataires	16,600	15,545	7,100	10,310	6,655	6,395	15,460	5,655
No service in World War II - Aucun service dans la II <sup>e</sup> Guerre Mondiale	30,080	27,895	16,270	23,055	17,405	16,595	28,525	12,835
Owner - Propriétaires	19,495	18,075	11,975	17,340	13,510	12,305	18,840	9,825
Tenant - Locataires	10,585	9,820	4,295	5,715	3,895	4,290	9,685	3,010
Service in World War II - Service dans la II <sup>e</sup> Guerre Mondiale	12,845	12,255	7,265	11,055	7,660	6,125	12,500	6,430
Owner - Propriétaires	6,830	6,530	4,460	6,460	4,900	4,020	6,725	3,785
Tenant - Locataires	6,015	5,725	2,805	4,595	2,760	2,105	5,775	2,645

TABLE 119. Households by service of household head in World War II and tenure, showing specified household facilities and conveniences, for provinces, rural, urban, and cities of 30,000 population and over, 1951 - Concluded

TABLEAU 119. Ménages selon le service du chef dans la II<sup>e</sup> Guerre Mondiale et le mode d'occupation, et possédant certaines commodités ménagères et de confort, provinces, régions rurales et urbaines, et cités de 30,000 et plus, 1951 - fin

Service of household head in World War II. and tenure  Service du chef de ménage dans la II <sup>e</sup> Guerre Mondiale et mode d'occupation	Total	Households with: Ménages pourvus de:						
		Electric or gas range — Cuisinière électrique ou à gaz	Mechanical refrigeration — Réfrigération mécanique	Powered washing machine — Lessi- veuse mécanique	Electric vacuum cleaner — Aspi- rateur électrique	Telephone — Téléphone	Radio	Passenger automobile — Automobile de tourisme
<b>BRITISH COLUMBIA</b>								
<b>All household heads - Tous chefs de ménage</b>	<b>337,780</b>	<b>121,430</b>	<b>149,475</b>	<b>234,330</b>	<b>170,250</b>	<b>192,170</b>	<b>308,320</b>	<b>153,325</b>
Owner - Propriétaires .....	235,160	80,730	111,235	178,840	132,790	142,545	217,495	115,640
Tenant - Locataires .....	102,620	40,700	38,240	55,490	37,460	49,625	90,825	37,685
No service in World War II - Aucun service dans la II <sup>e</sup> Guerre Mondiale .....	255,890	88,165	111,080	170,365	129,220	144,685	231,020	110,165
Owner - Propriétaires .....	185,945	60,385	86,390	136,850	104,540	111,270	170,755	87,590
Tenant - Locataires .....	69,945	27,780	24,690	33,515	24,680	33,415	60,265	22,575
Service in World War II - Service dans la II <sup>e</sup> Guerre Mondiale .....	81,890	33,265	38,395	63,965	41,030	47,485	77,300	43,160
Owner - Propriétaires .....	49,215	20,345	24,845	41,990	28,250	31,275	46,740	28,050
Tenant - Locataires .....	32,675	12,920	13,550	21,975	12,780	16,210	30,560	15,110
<b>Rural - Régions rurales</b>								
<b>All household heads - Tous chefs de ménage</b>	<b>105,765</b>	<b>10,510</b>	<b>29,825</b>	<b>65,885</b>	<b>32,025</b>	<b>29,050</b>	<b>90,475</b>	<b>47,040</b>
Owner - Propriétaires .....	76,605	8,005	22,435	49,405	24,900	23,185	66,410	35,695
Tenant - Locataires .....	29,160	2,505	7,390	16,480	7,125	5,865	24,065	11,345
No service in World War II - Aucun service dans la II <sup>e</sup> Guerre Mondiale .....	83,640	7,305	22,395	49,845	24,915	22,025	70,455	35,590
Owner - Propriétaires .....	63,295	5,875	17,775	39,455	20,205	18,150	54,265	28,335
Tenant - Locataires .....	20,345	1,430	4,620	10,390	4,710	3,875	16,190	7,255
Service in World War II - Service dans la II <sup>e</sup> Guerre Mondiale .....	22,125	3,205	7,430	16,040	7,110	7,025	20,020	11,450
Owner - Propriétaires .....	13,310	2,130	4,660	9,950	4,695	5,035	12,145	7,360
Tenant - Locataires .....	8,815	1,075	2,770	6,090	2,415	1,990	7,875	4,090
<b>Urban - Régions urbaines</b>								
<b>All household heads - Tous chefs de ménage</b>	<b>232,015</b>	<b>110,920</b>	<b>119,650</b>	<b>168,445</b>	<b>138,225</b>	<b>163,120</b>	<b>217,845</b>	<b>106,285</b>
Owner - Propriétaires .....	158,555	72,725	88,800	129,435	107,890	119,360	151,085	79,945
Tenant - Locataires .....	73,460	38,195	30,850	39,010	30,335	43,760	66,760	26,340
No service in World War II - Aucun service dans la II <sup>e</sup> Guerre Mondiale .....	172,250	80,860	88,685	120,520	104,305	122,660	160,565	74,575
Owner - Propriétaires .....	122,650	54,510	68,615	97,395	84,335	93,120	116,490	59,255
Tenant - Locataires .....	49,600	26,350	20,070	23,125	19,970	29,540	44,075	15,320
Service in World War II - Service dans la II <sup>e</sup> Guerre Mondiale .....	59,765	30,060	30,965	47,925	33,920	40,460	57,280	31,710
Owner - Propriétaires .....	35,905	18,215	20,185	32,040	23,555	26,240	34,595	20,690
Tenant - Locataires .....	23,860	11,845	10,780	15,885	10,365	14,220	22,685	11,020
<b>Vancouver</b>								
<b>All household heads - Tous chefs de ménage</b>	<b>101,330</b>	<b>63,310</b>	<b>54,695</b>	<b>69,575</b>	<b>61,785</b>	<b>58,435</b>	<b>95,145</b>	<b>43,000</b>
Owner - Propriétaires .....	63,885	38,185	38,195	52,985	46,455	53,760	61,325	31,100
Tenant - Locataires .....	37,445	25,125	16,500	16,590	15,330	24,675	33,820	11,900
No service in World War II - Aucun service dans la II <sup>e</sup> Guerre Mondiale .....	77,290	47,775	42,045	51,540	48,215	60,835	72,065	31,185
Owner - Propriétaires .....	50,765	29,895	30,485	41,205	37,595	43,340	48,625	23,940
Tenant - Locataires .....	26,525	17,880	11,560	10,335	10,620	17,495	23,440	7,225
Service in World War II - Service dans la II <sup>e</sup> Guerre Mondiale .....	24,040	15,535	12,650	18,035	13,570	17,600	23,080	11,835
Owner - Propriétaires .....	13,120	8,290	7,710	11,780	8,860	10,420	12,700	7,160
Tenant - Locataires .....	10,920	7,245	4,940	6,255	4,710	7,180	10,380	4,675
<b>Victoria</b>								
<b>All household heads - Tous chefs de ménage</b>	<b>15,790</b>	<b>7,765</b>	<b>6,595</b>	<b>9,270</b>	<b>9,630</b>	<b>11,640</b>	<b>15,020</b>	<b>6,665</b>
Owner - Propriétaires .....	9,195	3,805	4,165	6,250	6,645	7,685	8,855	4,380
Tenant - Locataires .....	6,595	3,960	2,430	3,020	2,985	3,955	6,165	2,285
No service in World War II - Aucun service dans la II <sup>e</sup> Guerre Mondiale .....	11,435	5,595	4,780	6,055	7,025	8,580	10,750	4,330
Owner - Propriétaires .....	7,140	2,815	3,275	4,495	5,100	5,930	6,840	3,130
Tenant - Locataires .....	4,295	2,780	1,505	1,560	1,925	2,650	3,910	1,200
Service in World War II - Service dans la II <sup>e</sup> Guerre Mondiale .....	4,355	2,170	1,815	3,215	2,605	3,060	4,270	2,335
Owner - Propriétaires .....	2,055	990	890	1,755	1,545	1,755	2,015	1,250
Tenant - Locataires .....	2,300	1,180	925	1,460	1,060	1,305	2,255	1,085

TABLE 120. Tenant non-farm households by service of household head in World War II, showing monthly rent, for provinces, rural, urban, and cities of 30,000 population and over, 1951

TABLEAU 120. Ménages de locataires non agricoles selon le service du chef dans la II<sup>e</sup> Guerre Mondiale, et loyer mensuel, provinces, régions rurales et urbaines, et cités de 30,000 et plus, 1951

Service of household head in World War II — Service du chef de ménage dans la II <sup>e</sup> Guerre Mondiale	Total	Monthly rent — Loyer mensuel									
		No rent paid — Aucun loyer payé	\$1-14	\$15-19	\$20-24	\$25-29	\$30-39	\$40-49	\$50-59	\$60-69	\$70+
<b>CANADA</b>											
<b>All household heads — Tous chefs de ménage</b>	<b>1,110,960</b>	<b>58,675</b>	<b>87,705</b>	<b>97,330</b>	<b>125,840</b>	<b>137,540</b>	<b>205,360</b>	<b>140,285</b>	<b>94,340</b>	<b>65,835</b>	<b>97,050</b>
No service in World War II — Aucun service dans la II <sup>e</sup> Guerre Mondiale .....	834,225	49,960	73,145	78,415	99,830	104,545	147,335	98,895	66,120	46,625	69,355
Service in World War II — Service dans la II <sup>e</sup> Guerre Mondiale .....	276,735	9,715	14,560	18,915	26,010	32,995	58,025	41,390	28,220	19,210	27,695
<b>Rural — Régions rurales</b>											
<b>All household heads — Tous chefs de ménage</b>	<b>165,955</b>	<b>35,285</b>	<b>47,715</b>	<b>23,090</b>	<b>17,515</b>	<b>13,865</b>	<b>13,885</b>	<b>7,665</b>	<b>3,440</b>	<b>1,740</b>	<b>1,755</b>
No service in World War II — Aucun service dans la II <sup>e</sup> Guerre Mondiale .....	123,615	29,665	39,325	17,235	12,565	9,540	9,045	3,555	1,490	505	690
Service in World War II — Service dans la II <sup>e</sup> Guerre Mondiale .....	42,340	5,620	8,390	5,855	4,950	4,325	4,840	4,110	1,950	1,235	1,065
<b>Urban — Régions urbaines</b>											
<b>All household heads — Tous chefs de ménage</b>	<b>945,005</b>	<b>24,390</b>	<b>39,990</b>	<b>74,240</b>	<b>108,325</b>	<b>123,675</b>	<b>191,475</b>	<b>132,620</b>	<b>90,900</b>	<b>64,095</b>	<b>95,295</b>
No service in World War II — Aucun service dans la II <sup>e</sup> Guerre Mondiale .....	710,610	20,295	33,820	61,180	87,265	95,005	138,290	95,340	64,630	46,120	68,665
Service in World War II — Service dans la II <sup>e</sup> Guerre Mondiale .....	234,395	4,095	6,170	13,060	21,060	28,670	53,185	37,280	26,270	17,975	26,630
<b>NEWFOUNDLAND</b>											
<b>All household heads — Tous chefs de ménage</b>	<b>9,340</b>	<b>1,510</b>	<b>1,890</b>	<b>1,090</b>	<b>1,130</b>	<b>930</b>	<b>1,160</b>	<b>605</b>	<b>405</b>	<b>150</b>	<b>470</b>
No service in World War II — Aucun service dans la II <sup>e</sup> Guerre Mondiale .....	7,895	1,390	1,725	925	955	825	925	405	305	110	330
Service in World War II — Service dans la II <sup>e</sup> Guerre Mondiale .....	1,445	120	165	165	175	105	235	200	100	--	140
<b>Rural — Régions rurales</b>											
<b>All household heads — Tous chefs de ménage</b>	<b>1,745</b>	<b>730</b>	<b>425</b>	<b>135</b>	<b>145</b>	<b>--</b>	<b>--</b>	<b>--</b>	<b>--</b>	<b>--</b>	<b>--</b>
No service in World War II — Aucun service dans la II <sup>e</sup> Guerre Mondiale .....	1,405	655	380	--	120	--	--	--	--	--	--
Service in World War II — Service dans la II <sup>e</sup> Guerre Mondiale .....	340	--	--	--	--	--	--	--	--	--	--
<b>Urban — Régions urbaines</b>											
<b>All household heads — Tous chefs de ménage</b>	<b>7,595</b>	<b>780</b>	<b>1,465</b>	<b>955</b>	<b>985</b>	<b>850</b>	<b>1,070</b>	<b>525</b>	<b>390</b>	<b>145</b>	<b>430</b>
No service in World War II — Aucun service dans la II <sup>e</sup> Guerre Mondiale .....	6,490	735	1,345	835	835	755	885	390	295	105	310
Service in World War II — Service dans la II <sup>e</sup> Guerre Mondiale .....	1,105	--	120	120	150	--	185	135	--	--	120
<b>St. John's</b>											
<b>All household heads — Tous chefs de ménage</b>	<b>4,050</b>	<b>350</b>	<b>470</b>	<b>440</b>	<b>490</b>	<b>595</b>	<b>780</b>	<b>350</b>	<b>180</b>	<b>105</b>	<b>290</b>
No service in World War II — Aucun service dans la II <sup>e</sup> Guerre Mondiale .....	3,500	330	430	395	435	555	630	260	160	--	230
Service in World War II — Service dans la II <sup>e</sup> Guerre Mondiale .....	550	--	--	--	--	--	150	--	--	--	--
<b>PRINCE EDWARD ISLAND</b>											
<b>All household heads — Tous chefs de ménage</b>	<b>3,780</b>	<b>405</b>	<b>445</b>	<b>305</b>	<b>415</b>	<b>370</b>	<b>515</b>	<b>605</b>	<b>320</b>	<b>275</b>	<b>125</b>
No service in World War II — Aucun service dans la II <sup>e</sup> Guerre Mondiale .....	2,380	330	355	225	255	245	345	300	170	100	--
Service in World War II — Service dans la II <sup>e</sup> Guerre Mondiale .....	1,400	--	--	--	160	125	170	305	150	175	--
<b>Rural — Régions rurales</b>											
<b>All household heads — Tous chefs de ménage</b>	<b>1,185</b>	<b>305</b>	<b>280</b>	<b>--</b>	<b>--</b>	<b>--</b>	<b>--</b>	<b>160</b>	<b>--</b>	<b>--</b>	<b>--</b>
No service in World War II — Aucun service dans la II <sup>e</sup> Guerre Mondiale .....	685	260	205	--	--	--	--	--	--	--	--
Service in World War II — Service dans la II <sup>e</sup> Guerre Mondiale .....	500	--	--	--	--	--	--	135	--	--	--

**TABLE 120. Tenant non-farm households by service of household head in World War II, showing monthly rent, for provinces, rural, urban, and cities of 30,000 population and over, 1951 - Continued**

**TABLEAU 120. Ménages de locataires non agricoles selon le service du chef dans la II<sup>e</sup> Guerre Mondiale, et loyer mensuel, provinces, régions rurales et urbaines, et cités de 30,000 et plus, 1951 - suite**

Service of household head in World War II Service du chef de ménage dans la II <sup>e</sup> Guerre Mondiale	Total	Monthly rent Loyer mensuel									
		No rent paid — Aucun loyer payé	\$1-14	\$15-19	\$20-24	\$25-29	\$30-39	\$40-49	\$50-59	\$60-69	\$70+
<b>PRINCE EDWARD ISLAND - Con.-fin</b>											
<b>Urban - Régions urbaines</b>											
All household heads - Tous chefs de ménage	2,595	100	165	250	345	315	435	445	270	180	--
No service in World War II - Aucun service dans la II <sup>e</sup> Guerre Mondiale	1,695	--	150	190	200	200	305	275	160	--	--
Service in World War II - Service dans la II <sup>e</sup> Guerre Mondiale	900	--	--	--	145	115	130	170	110	--	--
<b>NOVA SCOTIA</b>											
All household heads - Tous chefs de ménage	34,180	3,265	5,545	3,865	4,460	3,500	4,615	3,310	2,180	1,545	1,895
No service in World War II - Aucun service dans la II <sup>e</sup> Guerre Mondiale	23,035	2,625	4,135	2,590	3,005	2,455	3,025	2,065	1,235	865	1,035
Service in World War II - Service dans la II <sup>e</sup> Guerre Mondiale	11,145	640	1,410	1,275	1,455	1,045	1,590	1,245	945	680	860
<b>Rural - Régions rurales</b>											
All household heads - Tous chefs de ménage	6,855	1,905	2,215	830	670	405	310	210	145	--	--
No service in World War II - Aucun service dans la II <sup>e</sup> Guerre Mondiale	4,815	1,530	1,705	520	445	250	185	120	--	--	--
Service in World War II - Service dans la II <sup>e</sup> Guerre Mondiale	2,040	375	510	310	225	155	125	--	105	--	--
<b>Urban - Régions urbaines</b>											
All household heads - Tous chefs de ménage	27,325	1,360	3,330	3,035	3,790	3,095	4,305	3,100	2,035	1,470	1,805
No service in World War II - Aucun service dans la II <sup>e</sup> Guerre Mondiale	18,220	1,095	2,430	2,070	2,560	2,205	2,840	1,945	1,195	855	1,025
Service in World War II - Service dans la II <sup>e</sup> Guerre Mondiale	9,105	265	900	965	1,230	890	1,465	1,155	840	615	780
<b>Halifax</b>											
All household heads - Tous chefs de ménage	9,925	250	440	670	1,030	1,310	1,760	1,245	965	810	1,445
No service in World War II - Aucun service dans la II <sup>e</sup> Guerre Mondiale	6,755	195	365	385	730	940	1,245	875	605	515	900
Service in World War II - Service dans la II <sup>e</sup> Guerre Mondiale	3,170	--	--	285	300	370	515	370	360	295	545
<b>Sydney</b>											
All household heads - Tous chefs de ménage	1,975	--	115	220	360	280	290	235	170	165	--
No service in World War II - Aucun service dans la II <sup>e</sup> Guerre Mondiale	1,360	--	--	145	240	220	200	160	105	105	--
Service in World War II - Service dans la II <sup>e</sup> Guerre Mondiale	615	--	--	--	120	--	--	--	--	--	--
<b>NEW BRUNSWICK</b>											
All household heads - Tous chefs de ménage	31,715	2,310	5,220	4,260	4,240	3,895	4,760	3,435	1,825	1,070	700
No service in World War II - Aucun service dans la II <sup>e</sup> Guerre Mondiale	22,200	1,840	3,995	3,055	2,910	2,680	3,185	2,025	1,205	795	510
Service in World War II - Service dans la II <sup>e</sup> Guerre Mondiale	9,515	470	1,225	1,205	1,330	1,215	1,575	1,410	620	275	190
<b>Rural - Régions rurales</b>											
All household heads - Tous chefs de ménage	6,510	1,560	2,575	835	555	420	240	205	--	--	--
No service in World War II - Aucun service dans la II <sup>e</sup> Guerre Mondiale	4,610	1,250	1,885	560	380	255	140	--	--	--	--
Service in World War II - Service dans la II <sup>e</sup> Guerre Mondiale	1,900	310	690	275	175	165	100	110	--	--	--
<b>Urban - Régions urbaines</b>											
All household heads - Tous chefs de ménage	25,205	750	2,645	3,425	3,685	3,475	4,520	3,230	1,770	1,025	680
No service in World War II - Aucun service dans la II <sup>e</sup> Guerre Mondiale	17,590	590	2,110	2,495	2,530	2,425	3,045	1,930	1,180	780	505
Service in World War II - Service dans la II <sup>e</sup> Guerre Mondiale	7,615	160	535	930	1,155	1,050	1,475	1,300	590	245	175



TABLE 120. Tenant non-farm households by service of household head in World War II, showing monthly rent, for provinces, rural, urban, and cities of 30,000 population and over, 1951 - Continued

TABLEAU 120. Ménages de locataires non agricoles selon le service du chef dans la II<sup>e</sup> Guerre Mondiale, et loyer mensuel, provinces, régions rurales et urbaines, et cités de 30,000 et plus, 1951 - suite

Service of household head in World War II — Service du chef de ménage dans la II <sup>e</sup> Guerre Mondiale	Total	Monthly rent — Loyer mensuel									
		No rent paid — Aucun loyer payé	\$1-14	\$15-19	\$20-24	\$25-29	\$30-39	\$40-49	\$50-59	\$60-69	\$70+
<b>NEW BRUNSWICK - Con.-fin</b>											
<b>Saint John</b>											
All household heads - Tous chefs de ménage	10,270	105	1,085	1,830	1,640	1,635	1,615	1,045	685	405	225
No service in World War II - Aucun service dans la II <sup>e</sup> Guerre Mondiale.....	7,555	--	915	1,365	1,170	1,175	1,215	680	420	340	190
Service in World War II - Service dans la II <sup>e</sup> Guerre Mondiale.....	2,715	--	170	465	470	460	400	365	265	--	--
<b>QUÉBEC</b>											
All household heads - Tous chefs de ménage..	436,995	12,220	24,815	45,380	63,965	65,275	82,455	45,825	32,220	24,445	40,395
No service in World War II - Aucun service dans la II <sup>e</sup> Guerre Mondiale.....	367,425	11,100	22,675	39,610	55,820	55,730	69,355	37,240	25,260	19,080	31,555
Service in World War II - Service dans la II <sup>e</sup> Guerre Mondiale.....	69,570	1,120	2,140	5,770	8,145	9,545	13,100	8,585	6,960	5,365	8,840
<b>Rural - Régions rurales</b>											
All household heads - Tous chefs de ménage..	35,545	5,995	11,005	6,175	4,400	3,235	2,870	980	500	175	210
No service in World War II - Aucun service dans la II <sup>e</sup> Guerre Mondiale.....	31,155	5,605	10,270	5,485	3,695	2,620	2,250	715	280	100	135
Service in World War II - Service dans la II <sup>e</sup> Guerre Mondiale.....	4,390	390	735	690	705	615	620	265	220	--	--
<b>Urban - Régions urbaines</b>											
All household heads - Tous chefs de ménage..	401,450	6,225	13,810	39,205	59,565	62,040	79,585	44,845	31,720	24,270	40,185
No service in World War II - Aucun service dans la II <sup>e</sup> Guerre Mondiale.....	336,270	5,495	12,405	34,125	52,125	53,110	67,105	36,525	24,980	18,980	31,420
Service in World War II - Service dans la II <sup>e</sup> Guerre Mondiale.....	65,180	730	1,405	5,080	7,440	8,930	12,480	8,320	6,740	5,290	8,765
<b>Hull</b>											
All household heads - Tous chefs de ménage..	5,150	125	245	700	905	725	1,095	540	330	235	250
No service in World War II - Aucun service dans la II <sup>e</sup> Guerre Mondiale.....	3,700	115	195	540	715	515	750	370	205	160	135
Service in World War II - Service dans la II <sup>e</sup> Guerre Mondiale.....	1,450	--	--	160	190	210	345	170	125	--	115
<b>Montréal</b>											
All household heads - Tous chefs de ménage..	204,235	1,660	3,980	16,950	28,830	29,600	36,770	22,705	19,285	16,005	28,450
No service in World War II - Aucun service dans la II <sup>e</sup> Guerre Mondiale.....	171,680	1,380	3,540	14,775	25,490	25,485	31,765	19,105	15,195	12,665	22,280
Service in World War II - Service dans la II <sup>e</sup> Guerre Mondiale.....	32,555	280	440	2,175	3,340	4,115	5,005	3,600	4,090	3,340	6,170
<b>Outremont</b>											
All household heads - Tous chefs de ménage..	5,040	130	--	--	--	--	305	700	795	910	2,045
No service in World War II - Aucun service dans la II <sup>e</sup> Guerre Mondiale.....	4,520	110	--	--	--	--	275	615	735	815	1,840
Service in World War II - Service dans la II <sup>e</sup> Guerre Mondiale.....	520	--	--	--	--	--	--	--	--	--	205
<b>Québec</b>											
All household heads - Tous chefs de ménage..	26,425	230	565	2,230	3,365	3,840	5,775	3,570	2,505	1,875	2,470
No service in World War II - Aucun service dans la II <sup>e</sup> Guerre Mondiale.....	22,985	215	500	1,955	2,995	3,440	5,045	2,990	2,125	1,610	2,110
Service in World War II - Service dans la II <sup>e</sup> Guerre Mondiale.....	3,440	--	--	275	370	400	730	580	380	265	360
<b>Sherbrooke</b>											
All household heads - Tous chefs de ménage..	7,760	145	260	725	1,075	1,335	1,955	1,175	605	270	215
No service in World War II - Aucun service dans la II <sup>e</sup> Guerre Mondiale.....	6,680	135	255	635	930	1,200	1,700	915	520	210	180
Service in World War II - Service dans la II <sup>e</sup> Guerre Mondiale.....	1,080	--	--	--	145	135	255	260	--	--	--

**TABLE 120. Tenant non-farm households by service of household head in World War II, showing monthly rent, for provinces, rural, urban, and cities of 30,000 population and over, 1951 - Continued**

**TABLEAU 120. Ménages de locataires non agricoles selon le service du chef dans la II<sup>e</sup> Guerre Mondiale, et loyer mensuel, provinces, régions rurales et urbaines, et cités de 30,000 et plus, 1951 - suite**

Service of household head in World War II Service du chef de ménage dans la II <sup>e</sup> Guerre Mondiale	Total	Monthly rent Loyer mensuel									
		No rent paid - Aucun loyer payé	\$1-14	\$15-19	\$20-24	\$25-29	\$30-39	\$40-49	\$50-59	\$60-69	\$70+
<b>QUÉBEC - Con.-fin</b>											
<b>Trois-Rivières</b>											
All household heads - Tous chefs de ménage	6,860	--	245	1,030	1,470	1,345	1,555	530	330	205	--
No service in World War II - Aucun service dans la II <sup>e</sup> Guerre Mondiale .....	5,995	--	235	935	1,300	1,165	1,285	485	275	180	--
Service in World War II - Service dans la II <sup>e</sup> Guerre Mondiale .....	865	--	--	--	170	180	270	--	--	--	--
<b>Verdun</b>											
All household heads - Tous chefs de ménage	16,675	--	--	840	2,765	3,790	4,460	2,060	1,305	1,045	280
No service in World War II - Aucun service dans la II <sup>e</sup> Guerre Mondiale .....	13,140	--	--	725	2,360	3,115	3,630	1,430	895	655	230
Service in World War II - Service dans la II <sup>e</sup> Guerre Mondiale .....	3,535	--	--	115	405	675	830	630	410	390	--
<b>ONTARIO</b>											
All household heads - Tous chefs de ménage	340,875	17,550	21,945	21,425	28,195	36,920	63,910	52,485	35,765	25,040	37,640
No service in World War II - Aucun service dans la II <sup>e</sup> Guerre Mondiale .....	238,205	14,405	17,890	16,265	20,480	25,260	42,190	35,400	24,055	16,945	25,315
Service in World War II - Service dans la II <sup>e</sup> Guerre Mondiale .....	102,670	3,145	4,055	5,160	7,715	11,660	21,720	17,085	11,710	8,095	12,325
<b>Rural - Régions rurales</b>											
All household heads - Tous chefs de ménage	49,925	9,200	12,240	6,045	5,310	4,900	5,235	3,540	1,650	875	930
No service in World War II - Aucun service dans la II <sup>e</sup> Guerre Mondiale .....	34,660	7,650	9,945	4,255	3,650	3,225	3,375	1,390	640	205	325
Service in World War II - Service dans la II <sup>e</sup> Guerre Mondiale .....	15,265	1,550	2,295	1,790	1,660	1,675	1,860	2,150	1,010	670	605
<b>Urban - Régions urbaines</b>											
All household heads - Tous chefs de ménage	290,950	8,350	9,705	15,380	22,885	32,020	58,675	48,945	34,115	24,165	36,710
No service in World War II - Aucun service dans la II <sup>e</sup> Guerre Mondiale .....	203,545	6,755	7,945	12,010	16,830	22,035	38,815	34,010	23,415	16,740	24,990
Service in World War II - Service dans la II <sup>e</sup> Guerre Mondiale .....	87,405	1,595	1,760	3,370	6,055	9,985	19,860	14,935	10,700	7,425	11,720
<b>Brantford</b>											
All household heads - Tous chefs de ménage	3,965	--	100	225	490	600	1,070	515	395	270	210
No service in World War II - Aucun service dans la II <sup>e</sup> Guerre Mondiale .....	2,610	--	--	190	365	450	545	350	240	165	145
Service in World War II - Service dans la II <sup>e</sup> Guerre Mondiale .....	1,355	--	--	--	125	150	525	165	155	105	--
<b>Fort William</b>											
All household heads - Tous chefs de ménage	2,625	--	--	125	215	455	660	455	345	160	--
No service in World War II - Aucun service dans la II <sup>e</sup> Guerre Mondiale .....	1,730	--	--	115	180	335	320	295	230	110	--
Service in World War II - Service dans la II <sup>e</sup> Guerre Mondiale .....	895	--	--	--	--	120	340	160	115	--	--
<b>Hamilton</b>											
All household heads - Tous chefs de ménage	19,245	310	215	725	1,335	2,220	4,085	3,985	2,610	1,780	1,980
No service in World War II - Aucun service dans la II <sup>e</sup> Guerre Mondiale .....	13,830	265	195	625	1,110	1,555	2,805	2,875	1,750	1,255	1,395
Service in World War II - Service dans la II <sup>e</sup> Guerre Mondiale .....	5,415	--	--	100	225	665	1,280	1,110	860	525	585
<b>Kingston</b>											
All household heads - Tous chefs de ménage	4,595	280	--	290	440	560	720	705	635	345	545
No service in World War II - Aucun service dans la II <sup>e</sup> Guerre Mondiale .....	3,105	235	--	220	300	405	545	420	400	225	300
Service in World War II - Service dans la II <sup>e</sup> Guerre Mondiale .....	1,490	--	--	--	140	155	175	285	235	120	245

TABLE 120. Tenant non-farm households by service of household head in World War II, showing monthly rent, for provinces, rural, urban, and cities of 30,000 population and over, 1951 - Continued

TABLEAU 120. Ménages de locataires non agricoles selon le service du chef dans la II<sup>e</sup> Guerre Mondiale, et loyer mensuel, provinces, régions rurales et urbaines, et cités de 30,000 et plus, 1951 - suite

Service of household head in World War II Service du chef de ménage dans la II <sup>e</sup> Guerre Mondiale	Total	Monthly rent Loyer mensuel									
		No rent paid - Aucun loyer payé	\$1-14	\$15-19	\$20-24	\$25-29	\$30-39	\$40-49	\$50-59	\$60-69	\$70+
<b>ONTARIO - Con. - suite</b>											
<b>Kitchener</b>											
All household heads - Tous chefs de ménage	4,070	--	100	120	180	370	1,030	910	475	425	370
No service in World War II - Aucun service dans la II <sup>e</sup> Guerre Mondiale	2,785	--	--	110	140	280	670	595	305	285	235
Service in World War II - Service dans la II <sup>e</sup> Guerre Mondiale	1,285	--	--	--	--	--	360	315	170	140	135
<b>London</b>											
All household heads - Tous chefs de ménage	10,490	200	195	390	760	820	1,710	1,925	1,565	1,465	1,460
No service in World War II - Aucun service dans la II <sup>e</sup> Guerre Mondiale	6,885	170	155	250	510	575	1,125	1,260	990	890	960
Service in World War II - Service dans la II <sup>e</sup> Guerre Mondiale	3,605	--	--	140	250	245	585	665	575	575	500
<b>Oshawa</b>											
All household heads - Tous chefs de ménage	2,950	--	--	190	275	315	635	585	430	215	165
No service in World War II - Aucun service dans la II <sup>e</sup> Guerre Mondiale	1,965	--	--	135	200	180	440	375	275	150	--
Service in World War II - Service dans la II <sup>e</sup> Guerre Mondiale	985	--	--	--	--	135	195	210	155	--	--
<b>Ottawa</b>											
All household heads - Tous chefs de ménage	27,650	560	270	780	1,290	2,145	5,200	4,715	4,115	2,940	5,635
No service in World War II - Aucun service dans la II <sup>e</sup> Guerre Mondiale	18,815	435	210	575	895	1,410	3,585	3,435	2,795	1,910	3,565
Service in World War II - Service dans la II <sup>e</sup> Guerre Mondiale	8,835	125	--	205	395	735	1,615	1,280	1,320	1,030	2,070
<b>Peterborough</b>											
All household heads - Tous chefs de ménage	3,650	--	105	250	335	520	1,110	575	355	200	125
No service in World War II - Aucun service dans la II <sup>e</sup> Guerre Mondiale	2,555	--	--	200	265	400	625	455	250	140	--
Service in World War II - Service dans la II <sup>e</sup> Guerre Mondiale	1,095	--	--	--	--	120	485	120	105	--	--
<b>Port Arthur</b>											
All household heads - Tous chefs de ménage	2,150	--	--	110	210	225	565	435	250	125	100
No service in World War II - Aucun service dans la II <sup>e</sup> Guerre Mondiale	1,460	--	--	--	140	135	325	335	145	--	--
Service in World War II - Service dans la II <sup>e</sup> Guerre Mondiale	690	--	--	--	--	--	240	100	105	--	--
<b>St. Catharines</b>											
All household heads - Tous chefs de ménage	3,785	--	--	100	175	680	890	690	555	355	250
No service in World War II - Aucun service dans la II <sup>e</sup> Guerre Mondiale	2,750	--	--	--	145	410	700	550	385	240	150
Service in World War II - Service dans la II <sup>e</sup> Guerre Mondiale	1,035	--	--	--	--	270	190	140	170	115	100
<b>Sarnia</b>											
All household heads - Tous chefs de ménage	2,760	120	--	--	105	295	750	490	345	280	240
No service in World War II - Aucun service dans la II <sup>e</sup> Guerre Mondiale	1,710	110	--	--	--	200	355	310	225	195	120
Service in World War II - Service dans la II <sup>e</sup> Guerre Mondiale	1,050	--	--	--	--	--	395	180	120	--	120

**TABLE 120. Tenant non-farm households by service of household head in World War II, showing monthly rent, for provinces, rural, urban, and cities of 30,000 population and over, 1951 - Continued**

**TABLEAU 120. Ménages de locataires non agricoles selon le service du chef dans la II<sup>e</sup> Guerre Mondiale, et loyer mensuel, provinces, régions rurales et urbaines, et cités de 30,000 et plus, 1951 - suite**

Service of household head in World War II — Service du chef de ménage dans la II <sup>e</sup> Guerre Mondiale	Total	Monthly rent — Loyer mensuel									
		No rent paid — Aucun loyer payé	\$1-14	\$15-19	\$20-24	\$25-29	\$30-39	\$40-49	\$50-59	\$60-69	\$70+
<b>ONTARIO—Con.—fin</b>											
<b>Sault Ste. Marie</b>											
All household heads — Tous chefs de ménage	2,510	--	--	155	200	335	565	555	300	180	115
No service in World War II — Aucun service dans la II <sup>e</sup> Guerre Mondiale .....	1,680	--	--	125	155	205	370	325	215	130	--
Service in World War II— Service dans la II <sup>e</sup> Guerre Mondiale .....	830	--	--	--	--	130	195	230	--	--	--
<b>Sudbury</b>											
All household heads — Tous chefs de ménage	5,015	100	--	--	280	405	930	925	900	660	725
No service in World War II — Aucun service dans la II <sup>e</sup> Guerre Mondiale .....	3,490	--	--	--	195	345	680	555	610	485	455
Service in World War II— Service dans la II <sup>e</sup> Guerre Mondiale .....	1,525	--	--	--	--	--	250	370	290	175	270
<b>Toronto</b>											
All household heads — Tous chefs de ménage	59,375	1,160	200	870	2,265	3,880	8,740	11,180	9,460	7,595	14,025
No service in World War II — Aucun service dans la II <sup>e</sup> Guerre Mondiale .....	45,510	920	170	725	1,795	2,780	6,840	8,705	7,240	5,690	10,645
Service in World War II— Service dans la II <sup>e</sup> Guerre Mondiale .....	13,865	240	--	145	470	1,100	1,900	2,475	2,220	1,905	3,380
<b>Windsor</b>											
All household heads — Tous chefs de ménage	14,510	295	150	390	920	2,030	4,060	3,030	1,900	1,030	705
No service in World War II — Aucun service dans la II <sup>e</sup> Guerre Mondiale .....	9,730	230	125	310	690	1,335	2,270	2,245	1,365	670	490
Service in World War II— Service dans la II <sup>e</sup> Guerre Mondiale .....	4,780	--	--	--	230	695	1,790	785	535	360	215
<b>MANITOBA</b>											
All household heads — Tous chefs de ménage	52,400	3,625	4,350	3,810	5,055	5,355	10,125	7,845	5,265	3,515	3,455
No service in World War II — Aucun service dans la II <sup>e</sup> Guerre Mondiale .....	35,365	2,995	3,505	2,875	3,175	3,060	5,900	5,240	3,640	2,460	2,515
Service in World War II— Service dans la II <sup>e</sup> Guerre Mondiale .....	17,035	630	845	935	1,880	2,295	4,225	2,605	1,625	1,055	940
<b>Rural — Régions rurales</b>											
All household heads — Tous chefs de ménage	8,670	2,160	2,750	1,095	730	420	395	600	275	150	--
No service in World War II — Aucun service dans la II <sup>e</sup> Guerre Mondiale .....	6,100	1,835	2,170	805	480	230	260	195	--	--	--
Service in World War II— Service dans la II <sup>e</sup> Guerre Mondiale .....	2,570	325	580	290	250	190	135	405	190	130	--
<b>Urban — Régions urbaines</b>											
All household heads — Tous chefs de ménage	43,730	1,465	1,600	2,715	4,325	4,935	9,730	7,245	4,990	3,365	3,360
No service in World War II — Aucun service dans la II <sup>e</sup> Guerre Mondiale .....	29,265	1,160	1,335	2,070	2,695	2,830	5,640	5,045	3,555	2,440	2,495
Service in World War II— Service dans la II <sup>e</sup> Guerre Mondiale .....	14,465	305	265	645	1,630	2,105	4,090	2,200	1,435	925	865
<b>Winnipeg</b>											
All household heads — Tous chefs de ménage	30,350	710	705	1,750	2,925	3,085	6,275	5,540	4,075	2,610	2,675
No service in World War II — Aucun service dans la II <sup>e</sup> Guerre Mondiale .....	21,255	550	625	1,415	1,845	1,795	3,950	3,990	2,970	2,020	2,095
Service in World War II— Service dans la II <sup>e</sup> Guerre Mondiale .....	9,095	160	--	335	1,080	1,290	2,325	1,550	1,105	590	580

**TABLE 120. Tenant non-farm households by service of household head in World War II, showing monthly rent, for provinces, rural, urban, and cities of 30,000 population and over, 1951 - Continued**  
**TABLEAU 120. Ménages de locataires non agricoles selon le service du chef dans la II<sup>e</sup> Guerre Mondiale, et loyer mensuel, provinces, régions rurales et urbaines, et cités de 30,000 et plus, 1951 - suite**

Service of household head in World War II — Service du chef de ménage dans la II <sup>e</sup> Guerre Mondiale	Total	Monthly rent — Loyer mensuel									
		No rent paid — Aucun loyer payé	\$1-14	\$15-19	\$20-24	\$25-29	\$30-39	\$40-49	\$50-59	60-69	\$70+
<b>SASKATCHEWAN</b>											
All household heads - Tous chefs de ménage	41,925	5,095	7,770	5,115	4,215	4,295	7,590	4,075	2,220	880	670
No service in World War II - Aucun service dans la II <sup>e</sup> Guerre Mondiale .....	29,760	4,295	6,200	3,865	3,030	2,890	4,125	2,750	1,535	620	450
Service in World War II - Service dans la II <sup>e</sup> Guerre Mondiale .....	12,165	800	1,570	1,250	1,185	1,405	3,465	1,325	685	260	220
<b>Rural - Régions rurales</b>											
All household heads - Tous chefs de ménage	15,605	4,100	5,875	2,470	1,440	805	680	130	--	--	--
No service in World War II - Aucun service dans la II <sup>e</sup> Guerre Mondiale .....	11,940	3,465	4,620	1,795	930	540	440	--	--	--	--
Service in World War II - Service dans la II <sup>e</sup> Guerre Mondiale .....	3,665	635	1,255	675	510	265	240	--	--	--	--
<b>Urban - Régions urbaines</b>											
All household heads - Tous chefs de ménage	26,320	995	1,895	2,645	2,775	3,490	6,910	3,945	2,160	850	655
No service in World War II - Aucun service dans la II <sup>e</sup> Guerre Mondiale .....	17,820	830	1,580	2,070	2,100	2,350	3,685	2,660	1,490	610	445
Service in World War II - Service dans la II <sup>e</sup> Guerre Mondiale .....	8,500	165	315	575	675	1,140	3,225	1,285	670	240	210
<b>Regina</b>											
All household heads - Tous chefs de ménage	8,100	130	330	750	685	985	2,335	1,355	815	370	345
No service in World War II - Aucun service dans la II <sup>e</sup> Guerre Mondiale .....	5,255	--	255	480	555	630	1,145	1,015	595	255	230
Service in World War II - Service dans la II <sup>e</sup> Guerre Mondiale .....	2,845	--	--	270	130	355	1,190	340	220	115	115
<b>Saskatoon</b>											
All household heads - Tous chefs de ménage	5,395	150	335	375	595	665	1,365	880	580	250	200
No service in World War II - Aucun service dans la II <sup>e</sup> Guerre Mondiale .....	3,690	120	275	335	450	440	800	570	395	175	130
Service in World War II - Service dans la II <sup>e</sup> Guerre Mondiale .....	1,705	--	--	--	145	225	565	310	185	--	--
<b>ALBERTA</b>											
All household heads - Tous chefs de ménage	60,420	4,975	6,310	5,405	5,575	6,115	11,490	7,275	5,115	3,240	4,920
No service in World War II - Aucun service dans la II <sup>e</sup> Guerre Mondiale .....	40,715	4,205	5,075	4,030	4,015	3,990	6,865	4,595	3,130	1,960	2,850
Service in World War II - Service dans la II <sup>e</sup> Guerre Mondiale .....	19,705	770	1,235	1,375	1,560	2,125	4,625	2,680	1,985	1,280	2,070
<b>Rural - Régions rurales</b>											
All household heads - Tous chefs de ménage	13,750	3,355	4,285	2,235	1,220	1,010	1,020	405	110	--	--
No service in World War II - Aucun service dans la II <sup>e</sup> Guerre Mondiale .....	10,360	2,835	3,455	1,515	850	700	690	225	--	--	--
Service in World War II - Service dans la II <sup>e</sup> Guerre Mondiale .....	3,390	520	830	720	370	310	330	180	--	--	--
<b>Urban - Régions urbaines</b>											
All household heads - Tous chefs de ménage	46,670	1,620	2,025	3,170	4,355	5,105	10,470	6,870	5,005	3,165	4,885
No service in World War II - Aucun service dans la II <sup>e</sup> Guerre Mondiale .....	30,355	1,370	1,620	2,515	3,165	3,290	6,175	4,370	3,075	1,945	2,830
Service in World War II - Service dans la II <sup>e</sup> Guerre Mondiale .....	16,315	250	405	655	1,190	1,815	4,295	2,500	1,930	1,220	2,055

**TABLE 120. Tenant non-farm households by service of household head in World War II, showing monthly rent, for provinces, rural, urban, and cities of 30,000 population and over, 1951 - Concluded**

**TABLEAU 120. Ménages de locataires non agricoles selon le service du chef dans la II<sup>e</sup> Guerre Mondiale, et loyer mensuel, provinces, régions rurales et urbaines, et cités de 30,000 et plus, 1951 - fin**

Service of household head in World War II — Service du chef de ménage dans la II <sup>e</sup> Guerre Mondiale	Total	Monthly rent — Loyer mensuel									
		No rent paid — Aucun loyer payé	\$1-14	\$15-19	\$20-24	\$25-29	\$30-39	\$40-49	\$50-59	\$60-69	\$70+
<b>ALBERTA - Con. - fin</b>											
<b>Calgary</b>											
All household heads - Tous chefs de ménage	15,460	370	480	1,060	1,500	1,690	3,170	2,320	1,865	1,150	1,855
No service in World War II - Aucun service dans la II <sup>e</sup> Guerre Mondiale	10,050	315	390	895	1,095	1,115	1,910	1,450	1,100	740	1,040
Service in World War II - Service dans la II <sup>e</sup> Guerre Mondiale	5,410	--	--	165	405	575	1,260	870	765	410	815
<b>Edmonton</b>											
All household heads - Tous chefs de ménage	16,585	255	395	740	1,245	1,595	3,785	2,475	1,950	1,520	2,625
No service in World War II - Aucun service dans la II <sup>e</sup> Guerre Mondiale	10,580	205	320	590	1,010	1,055	2,215	1,480	1,290	885	1,530
Service in World War II - Service dans la II <sup>e</sup> Guerre Mondiale	6,005	--	--	150	235	540	1,570	995	660	635	1,095
<b>BRITISH COLUMBIA</b>											
All household heads - Tous chefs de ménage	99,330	8,720	9,415	6,675	8,590	10,885	18,740	14,825	9,025	5,675	6,780
No service in World War II - Aucun service dans la II <sup>e</sup> Guerre Mondiale	67,245	6,775	7,590	4,975	6,185	7,410	11,420	8,875	5,585	3,690	4,740
Service in World War II - Service dans la II <sup>e</sup> Guerre Mondiale	32,085	1,945	1,825	1,700	2,405	3,475	7,320	5,950	3,440	1,985	2,040
<b>Rural - Régions rurales</b>											
All household heads - Tous chefs de ménage	26,165	5,975	6,065	3,215	2,975	2,535	2,965	1,355	580	215	285
No service in World War II - Aucun service dans la II <sup>e</sup> Guerre Mondiale	17,885	4,580	4,690	2,175	1,960	1,605	1,625	685	300	115	150
Service in World War II - Service dans la II <sup>e</sup> Guerre Mondiale	8,280	1,395	1,375	1,040	1,015	930	1,340	670	280	100	135
<b>Urban - Régions urbaines</b>											
All household heads - Tous chefs de ménage	73,165	2,745	3,350	3,460	5,615	8,350	15,775	13,470	8,445	5,460	6,495
No service in World War II - Aucun service dans la II <sup>e</sup> Guerre Mondiale	49,360	2,195	2,900	2,800	4,225	5,805	9,795	8,190	5,285	3,575	4,590
Service in World War II - Service dans la II <sup>e</sup> Guerre Mondiale	23,805	550	450	660	1,390	2,545	5,980	5,280	3,160	1,885	1,905
<b>Vancouver</b>											
All household heads - Tous chefs de ménage	37,435	975	1,365	1,365	2,350	3,545	7,510	7,465	4,970	3,435	4,455
No service in World War II - Aucun service dans la II <sup>e</sup> Guerre Mondiale	26,515	715	1,235	1,175	1,970	2,665	5,095	4,780	3,255	2,385	3,240
Service in World War II - Service dans la II <sup>e</sup> Guerre Mondiale	10,920	260	130	190	380	880	2,415	2,685	1,715	1,050	1,215
<b>Victoria</b>											
All household heads - Tous chefs de ménage	6,595	140	145	190	475	665	1,480	1,300	905	555	740
No service in World War II - Aucun service dans la II <sup>e</sup> Guerre Mondiale	4,295	125	130	165	350	480	890	745	540	345	525
Service in World War II - Service dans la II <sup>e</sup> Guerre Mondiale	2,300	--	--	--	125	185	590	555	365	210	215

TABLE 121. Owner non-farm households by service of household head in World War II, showing the number with and without mortgages, for provinces, rural, urban, and cities of 30,000 population and over, 1951

TABLEAU 121. Ménages de propriétaires non agricoles selon le service du chef dans la II<sup>e</sup> Guerre Mondiale, et nombre de ménages hypothéqués et non hypothéqués, provinces, régions rurales et urbaines, et cités de 30,000 et plus, 1951

Service of household head in World War II Service du chef de ménage dans la II <sup>e</sup> Guerre Mondiale	Total	Households reporting: Ménages:		
		No mortgage Non hypothéqués	First mortgage only Première hypothèque seulement	First and second mortgages Première et deuxième hypothèques
<b>CANADA</b>				
All household heads — Tous chefs de ménage .....	1,654,045	1,137,040	478,740	38,265
No service in World War II — Aucun service dans la II <sup>e</sup> Guerre Mondiale .....	1,366,940	1,010,480	333,340	23,120
Service in World War II — Service dans la II <sup>e</sup> Guerre Mondiale .....	287,105	126,560	145,400	15,145
<b>Rural — Régions rurales</b>				
All household heads — Tous chefs de ménage .....	458,520	399,055	57,620	1,845
No service in World War II — Aucun service dans la II <sup>e</sup> Guerre Mondiale .....	398,755	357,305	40,135	1,315
Service in World War II — Service dans la II <sup>e</sup> Guerre Mondiale .....	59,765	41,750	17,485	530
<b>Urban — Régions urbaines</b>				
All household heads — Tous chefs de ménage .....	1,195,525	737,985	421,120	36,420
No service in World War II — Aucun service dans la II <sup>e</sup> Guerre Mondiale .....	968,185	653,175	293,205	21,805
Service in World War II — Service dans la II <sup>e</sup> Guerre Mondiale .....	227,340	84,810	127,915	14,615
<b>NEWFOUNDLAND</b>				
All household heads — Tous chefs de ménage .....	58,125	56,155	1,920	--
No service in World War II — Aucun service dans la II <sup>e</sup> Guerre Mondiale .....	55,960	54,240	1,670	--
Service in World War II — Service dans la II <sup>e</sup> Guerre Mondiale .....	2,165	1,915	250	--
<b>Rural — Régions rurales</b>				
All household heads — Tous chefs de ménage .....	36,610	36,560	--	--
No service in World War II — Aucun service dans la II <sup>e</sup> Guerre Mondiale .....	35,685	35,635	--	--
Service in World War II — Service dans la II <sup>e</sup> Guerre Mondiale .....	925	925	--	--
<b>Urban — Régions urbaines</b>				
All household heads — Tous chefs de ménage .....	21,515	19,595	1,870	--
No service in World War II — Aucun service dans la II <sup>e</sup> Guerre Mondiale .....	20,275	18,605	1,620	--
Service in World War II — Service dans la II <sup>e</sup> Guerre Mondiale .....	1,240	990	250	--
<b>St. John's</b>				
All household heads — Tous chefs de ménage .....	6,510	5,010	1,475	--
No service in World War II — Aucun service dans la II <sup>e</sup> Guerre Mondiale .....	6,090	4,760	1,305	--
Service in World War II — Service dans la II <sup>e</sup> Guerre Mondiale .....	420	250	170	--
<b>PRINCE EDWARD ISLAND</b>				
All household heads — Tous chefs de ménage .....	7,975	6,220	1,735	--
No service in World War II — Aucun service dans la II <sup>e</sup> Guerre Mondiale .....	6,255	5,170	1,070	--
Service in World War II — Service dans la II <sup>e</sup> Guerre Mondiale .....	1,720	1,050	665	--
<b>Rural — Régions rurales</b>				
All household heads — Tous chefs de ménage .....	5,045	4,160	875	--
No service in World War II — Aucun service dans la II <sup>e</sup> Guerre Mondiale .....	4,005	3,500	500	--
Service in World War II — Service dans la II <sup>e</sup> Guerre Mondiale .....	1,040	660	375	--
<b>Urban — Régions urbaines</b>				
All household heads — Tous chefs de ménage .....	2,930	2,060	860	--
No service in World War II — Aucun service dans la II <sup>e</sup> Guerre Mondiale .....	2,250	1,670	570	--
Service in World War II — Service dans la II <sup>e</sup> Guerre Mondiale .....	680	390	290	--
<b>NOVA SCOTIA</b>				
All household heads — Tous chefs de ménage .....	89,115	72,680	15,955	480
No service in World War II — Aucun service dans la II <sup>e</sup> Guerre Mondiale .....	72,250	61,760	10,155	335
Service in World War II — Service dans la II <sup>e</sup> Guerre Mondiale .....	16,865	10,920	5,800	145

**TABLE 121. Owner non-farm households by service of household head in World War II, showing the number with and without mortgages, for provinces, rural, urban, and cities of 30,000 population and over, 1951 - Continued**

**TABLEAU 121. Ménages de propriétaires non agricoles selon le service du chef dans la II<sup>e</sup> Guerre Mondiale, et nombre de ménages hypothéqués et non hypothéqués, provinces, régions rurales et urbaines, et cités de 30,000 et plus, 1951 - suite**

Service of household head in World War II Service du chef de ménage dans la II <sup>e</sup> Guerre Mondiale	Total	Households reporting: Ménages:		
		No mortgage Non hypothéqués	First mortgage only - Première hypothèque seulement	First and second mortgages - Première et deuxième hypothèques
<b>NOVA SCOTIA - Con.-fin</b>				
<b>Rural - Régions rurales</b>				
All household heads - Tous chefs de ménage .....	38,520	35,735	2,735	--
No service in World War II - Aucun service dans la II <sup>e</sup> Guerre Mondiale .....	32,170	30,535	1,595	--
Service in World War II - Service dans la II <sup>e</sup> Guerre Mondiale .....	6,350	5,200	1,140	--
<b>Urban - Régions urbaines</b>				
All household heads - Tous chefs de ménage .....	50,595	36,945	13,220	430
No service in World War II - Aucun service dans la II <sup>e</sup> Guerre Mondiale .....	40,080	31,225	8,560	295
Service in World War II - Service dans la II <sup>e</sup> Guerre Mondiale .....	10,515	5,720	4,660	135
<b>Halifax</b>				
All household heads - Tous chefs de ménage .....	8,785	4,050	4,595	140
No service in World War II - Aucun service dans la II <sup>e</sup> Guerre Mondiale .....	6,545	3,455	3,005	--
Service in World War II - Service dans la II <sup>e</sup> Guerre Mondiale .....	2,240	595	1,590	--
<b>Sydney</b>				
All household heads - Tous chefs de ménage .....	4,350	2,890	1,420	--
No service in World War II - Aucun service dans la II <sup>e</sup> Guerre Mondiale .....	3,740	2,610	1,100	--
Service in World War II - Service dans la II <sup>e</sup> Guerre Mondiale .....	610	280	320	--
<b>NEW BRUNSWICK</b>				
All household heads - Tous chefs de ménage .....	53,595	45,090	8,360	145
No service in World War II - Aucun service dans la II <sup>e</sup> Guerre Mondiale .....	43,100	37,730	5,260	110
Service in World War II - Service dans la II <sup>e</sup> Guerre Mondiale .....	10,495	7,360	3,100	--
<b>Rural - Régions rurales</b>				
All household heads - Tous chefs de ménage .....	27,850	25,625	2,210	--
No service in World War II - Aucun service dans la II <sup>e</sup> Guerre Mondiale .....	22,650	21,340	1,300	--
Service in World War II - Service dans la II <sup>e</sup> Guerre Mondiale .....	5,200	4,285	910	--
<b>Urban - Régions urbaines</b>				
All household heads - Tous chefs de ménage .....	25,745	19,465	6,150	130
No service in World War II - Aucun service dans la II <sup>e</sup> Guerre Mondiale .....	20,450	16,390	3,960	100
Service in World War II - Service dans la II <sup>e</sup> Guerre Mondiale .....	5,295	3,075	2,190	--
<b>Saint John</b>				
All household heads - Tous chefs de ménage .....	2,845	2,285	540	--
No service in World War II - Aucun service dans la II <sup>e</sup> Guerre Mondiale .....	2,425	2,045	365	--
Service in World War II - Service dans la II <sup>e</sup> Guerre Mondiale .....	420	240	175	--
<b>QUÉBEC</b>				
All household heads - Tous chefs de ménage .....	288,575	194,430	90,650	3,495
No service in World War II - Aucun service dans la II <sup>e</sup> Guerre Mondiale .....	265,185	183,790	78,340	3,055
Service in World War II - Service dans la II <sup>e</sup> Guerre Mondiale .....	23,390	10,640	12,310	440
<b>Rural - Régions rurales</b>				
All household heads - Tous chefs de ménage .....	89,915	74,810	14,710	395
No service in World War II - Aucun service dans la II <sup>e</sup> Guerre Mondiale .....	84,880	71,390	13,120	370
Service in World War II - Service dans la II <sup>e</sup> Guerre Mondiale .....	5,035	3,420	1,590	--
<b>Urban - Régions urbaines</b>				
All household heads - Tous chefs de ménage .....	198,660	119,620	75,940	3,100
No service in World War II - Aucun service dans la II <sup>e</sup> Guerre Mondiale .....	180,305	112,400	65,220	2,685
Service in World War II - Service dans la II <sup>e</sup> Guerre Mondiale .....	18,355	7,220	10,720	415



TABLE 121. Owner non-farm households by service of household head in World War II, showing the number with and without mortgages, for provinces, rural, urban, and cities of 30,000 population and over, 1951 - Continued

TABLEAU 121. Ménages de propriétaires non agricoles selon le service du chef dans la II<sup>e</sup> Guerre Mondiale, et nombre de ménages hypothéqués et non hypothéqués, provinces, régions rurales et urbaines, et cités de 30,000 et plus, 1951 - suite

Service of household head in World War II Service du chef de ménage dans la II <sup>e</sup> Guerre Mondiale	Total	Households reporting: Ménages:		
		No mortgage Non hypothéqués	First mortgage only Première hypothèque seulement	First and second mortgages Première et deuxième hypothèques
<b>QUÉBEC - Con.-fin</b>				
<b>Hull</b>				
All household heads - Tous chefs de ménage .....	4,160	2,925	1,215	--
No service in World War II - Aucun service dans la II <sup>e</sup> Guerre Mondiale .....	3,420	2,550	850	--
Service in World War II - Service dans la II <sup>e</sup> Guerre Mondiale .....	740	375	365	--
<b>Montréal</b>				
All household heads - Tous chefs de ménage .....	43,000	20,230	21,400	1,370
No service in World War II - Aucun service dans la II <sup>e</sup> Guerre Mondiale .....	39,180	19,200	18,815	1,165
Service in World War II - Service dans la II <sup>e</sup> Guerre Mondiale .....	3,820	1,030	2,585	205
<b>Outremont</b>				
All household heads - Tous chefs de ménage .....	2,375	1,535	805	--
No service in World War II - Aucun service dans la II <sup>e</sup> Guerre Mondiale .....	2,275	1,475	765	--
Service in World War II - Service dans la II <sup>e</sup> Guerre Mondiale .....	100	--	--	--
<b>Québec</b>				
All household heads - Tous chefs de ménage .....	8,505	5,165	3,170	170
No service in World War II - Aucun service dans la II <sup>e</sup> Guerre Mondiale .....	7,950	4,900	2,895	155
Service in World War II - Service dans la II <sup>e</sup> Guerre Mondiale .....	555	265	275	--
<b>Sherbrooke</b>				
All household heads - Tous chefs de ménage .....	3,725	1,935	1,750	--
No service in World War II - Aucun service dans la II <sup>e</sup> Guerre Mondiale .....	3,315	1,755	1,520	--
Service in World War II - Service dans la II <sup>e</sup> Guerre Mondiale .....	410	180	230	--
<b>Trois-Rivières</b>				
All household heads - Tous chefs de ménage .....	2,665	1,610	1,025	--
No service in World War II - Aucun service dans la II <sup>e</sup> Guerre Mondiale .....	2,470	1,550	890	--
Service in World War II - Service dans la II <sup>e</sup> Guerre Mondiale .....	195	--	135	--
<b>Verdun</b>				
All household heads - Tous chefs de ménage .....	3,130	1,415	1,645	--
No service in World War II - Aucun service dans la II <sup>e</sup> Guerre Mondiale .....	2,675	1,325	1,290	--
Service in World War II - Service dans la II <sup>e</sup> Guerre Mondiale .....	455	--	355	--
<b>ONTARIO</b>				
All household heads - Tous chefs de ménage .....	668,625	400,670	238,090	29,865
No service in World War II - Aucun service dans la II <sup>e</sup> Guerre Mondiale .....	535,560	356,260	162,235	17,065
Service in World War II - Service dans la II <sup>e</sup> Guerre Mondiale .....	133,065	44,410	75,855	12,800
<b>Rural - Régions rurales</b>				
All household heads - Tous chefs de ménage .....	123,990	96,735	26,130	1,125
No service in World War II - Aucun service dans la II <sup>e</sup> Guerre Mondiale .....	102,360	84,930	16,715	715
Service in World War II - Service dans la II <sup>e</sup> Guerre Mondiale .....	21,630	11,805	9,415	410
<b>Urban - Régions urbaines</b>				
All household heads - Tous chefs de ménage .....	544,635	303,935	211,960	28,740
No service in World War II - Aucun service dans la II <sup>e</sup> Guerre Mondiale .....	433,200	271,330	145,520	16,350
Service in World War II - Service dans la II <sup>e</sup> Guerre Mondiale .....	111,435	32,605	66,440	12,390
<b>Brantford</b>				
All household heads - Tous chefs de ménage .....	6,405	4,005	2,315	--
No service in World War II - Aucun service dans la II <sup>e</sup> Guerre Mondiale .....	5,175	3,575	1,555	--
Service in World War II - Service dans la II <sup>e</sup> Guerre Mondiale .....	1,230	430	760	--

**TABLE 121. Owner non-farm households by service of household head in World War II, showing the number with and without mortgages, for provinces, rural, urban, and cities of 30,000 population and over, 1951 - Continued**

**TABLEAU 121. Ménages de propriétaires non agricoles selon le service du chef dans la II<sup>e</sup> Guerre Mondiale, et nombre de ménages hypothéqués et non hypothéqués, provinces, régions rurales et urbaines, et cités de 30,000 et plus, 1951 - suite**

Service of household head in World War II — Service du chef de ménage dans la II <sup>e</sup> Guerre Mondiale	Total	Households reporting: — Ménages:		
		No mortgage — Non hypothéqués	First mortgage only — Première hypothèque seulement	First and second mortgages — Première et deuxième hypothèques
<b>ONTARIO—Con.—suite</b>				
<b>Fort William</b>				
All household heads — Tous chefs de ménage .....	6,675	4,845	1,740	--
No service in World War II — Aucun service dans la II <sup>e</sup> Guerre Mondiale .....	5,500	4,325	1,110	--
Service in World War II — Service dans la II <sup>e</sup> Guerre Mondiale .....	1,175	520	630	--
<b>Hamilton</b>				
All household heads — Tous chefs de ménage .....	36,055	18,545	15,705	1,805
No service in World War II — Aucun service dans la II <sup>e</sup> Guerre Mondiale .....	29,050	16,910	11,155	985
Service in World War II — Service dans la II <sup>e</sup> Guerre Mondiale .....	7,005	1,635	4,550	820
<b>Kingston</b>				
All household heads — Tous chefs de ménage .....	4,100	2,435	1,580	--
No service in World War II — Aucun service dans la II <sup>e</sup> Guerre Mondiale .....	3,235	2,190	1,015	--
Service in World War II — Service dans la II <sup>e</sup> Guerre Mondiale .....	865	245	565	--
<b>Kitchener</b>				
All household heads — Tous chefs de ménage .....	7,485	3,980	3,285	220
No service in World War II — Aucun service dans la II <sup>e</sup> Guerre Mondiale .....	6,315	3,690	2,480	145
Service in World War II — Service dans la II <sup>e</sup> Guerre Mondiale .....	1,170	290	805	--
<b>London</b>				
All household heads — Tous chefs de ménage .....	15,895	8,980	6,440	475
No service in World War II — Aucun service dans la II <sup>e</sup> Guerre Mondiale .....	12,305	8,075	3,980	250
Service in World War II — Service dans la II <sup>e</sup> Guerre Mondiale .....	3,590	905	2,460	225
<b>Oshawa</b>				
All household heads — Tous chefs de ménage .....	8,150	4,815	3,155	180
No service in World War II — Aucun service dans la II <sup>e</sup> Guerre Mondiale .....	6,295	4,235	2,000	--
Service in World War II — Service dans la II <sup>e</sup> Guerre Mondiale .....	1,855	580	1,155	120
<b>Ottawa</b>				
All household heads — Tous chefs de ménage .....	21,065	10,135	9,945	985
No service in World War II — Aucun service dans la II <sup>e</sup> Guerre Mondiale .....	15,845	8,960	6,455	430
Service in World War II — Service dans la II <sup>e</sup> Guerre Mondiale .....	5,220	1,175	3,490	555
<b>Peterborough</b>				
All household heads — Tous chefs de ménage .....	6,370	3,245	2,875	250
No service in World War II — Aucun service dans la II <sup>e</sup> Guerre Mondiale .....	4,980	2,915	1,930	135
Service in World War II — Service dans la II <sup>e</sup> Guerre Mondiale .....	1,390	330	945	115
<b>Port Arthur</b>				
All household heads — Tous chefs de ménage .....	6,275	4,215	2,010	--
No service in World War II — Aucun service dans la II <sup>e</sup> Guerre Mondiale .....	5,005	3,715	1,270	--
Service in World War II — Service dans la II <sup>e</sup> Guerre Mondiale .....	1,270	500	740	--
<b>St. Catharines</b>				
All household heads — Tous chefs de ménage .....	6,590	3,905	2,500	185
No service in World War II — Aucun service dans la II <sup>e</sup> Guerre Mondiale .....	5,450	3,580	1,740	130
Service in World War II — Service dans la II <sup>e</sup> Guerre Mondiale .....	1,140	325	760	--
<b>Sarnia</b>				
All household heads — Tous chefs de ménage .....	6,565	3,460	3,045	--
No service in World War II — Aucun service dans la II <sup>e</sup> Guerre Mondiale .....	5,115	3,050	2,020	--
Service in World War II — Service dans la II <sup>e</sup> Guerre Mondiale .....	1,450	410	1,025	--

**TABLE 121. Owner non-farm households by service of household head in World War II, showing the number with and without mortgages, for provinces, rural, urban, and cities of 30,000 population and over, 1951 - Continued**

**TABLEAU 121. Ménages de propriétaires non agricoles selon le service du chef dans la II<sup>e</sup> Guerre Mondiale, et nombre de ménages hypothéqués et non hypothéqués, provinces, régions rurales et urbaines, et cités de 30,000 et plus, 1951 - suite**

Service of household head in World War II Service du chef de ménage dans la II <sup>e</sup> Guerre Mondiale	Total	Households reporting: Ménages:		
		No mortgage Non hypothéqués	First mortgage only Première hypothèque seulement	First and second mortgages Première et deuxième hypothèques
<b>ONTARIO—Con.—fin</b>				
<b>Sault Ste. Marie</b>				
All household heads — Tous chefs de ménage .....	5,315	3,875	1,410	--
No service in World War II — Aucun service dans la II <sup>e</sup> Guerre Mondiale .....	4,500	3,555	935	--
Service in World War II — Service dans la II <sup>e</sup> Guerre Mondiale .....	815	320	475	--
<b>Sudbury</b>				
All household heads — Tous chefs de ménage .....	4,435	2,575	1,705	155
No service in World War II — Aucun service dans la II <sup>e</sup> Guerre Mondiale .....	3,835	2,360	1,360	115
Service in World War II — Service dans la II <sup>e</sup> Guerre Mondiale .....	600	215	345	--
<b>Toronto</b>				
All household heads — Tous chefs de ménage .....	97,730	48,725	40,930	8,075
No service in World War II — Aucun service dans la II <sup>e</sup> Guerre Mondiale .....	83,555	44,840	32,960	5,755
Service in World War II — Service dans la II <sup>e</sup> Guerre Mondiale .....	14,175	3,885	7,970	2,320
<b>Windsor</b>				
All household heads — Tous chefs de ménage .....	17,290	10,735	6,280	275
No service in World War II — Aucun service dans la II <sup>e</sup> Guerre Mondiale .....	14,575	9,730	4,665	180
Service in World War II — Service dans la II <sup>e</sup> Guerre Mondiale .....	2,715	1,005	1,615	--
<b>MANITOBA</b>				
All household heads — Tous chefs de ménage .....	98,095	69,330	27,280	1,485
No service in World War II — Aucun service dans la II <sup>e</sup> Guerre Mondiale .....	79,530	61,125	17,475	930
Service in World War II — Service dans la II <sup>e</sup> Guerre Mondiale .....	18,565	8,205	9,805	555
<b>Rural — Régions rurales</b>				
All household heads — Tous chefs de ménage .....	24,075	22,760	1,280	--
No service in World War II — Aucun service dans la II <sup>e</sup> Guerre Mondiale .....	21,485	20,575	880	--
Service in World War II — Service dans la II <sup>e</sup> Guerre Mondiale .....	2,590	2,185	400	--
<b>Urban — Régions urbaines</b>				
All household heads — Tous chefs de ménage .....	74,020	46,570	26,000	1,450
No service in World War II — Aucun service dans la II <sup>e</sup> Guerre Mondiale .....	58,045	40,550	16,595	900
Service in World War II — Service dans la II <sup>e</sup> Guerre Mondiale .....	15,975	6,020	9,405	550
<b>Winnipeg</b>				
All household heads — Tous chefs de ménage .....	34,280	20,785	12,750	745
No service in World War II — Aucun service dans la II <sup>e</sup> Guerre Mondiale .....	28,210	18,815	8,900	495
Service in World War II — Service dans la II <sup>e</sup> Guerre Mondiale .....	6,070	1,970	3,850	250
<b>SASKATCHEWAN</b>				
All household heads — Tous chefs de ménage .....	79,423	70,520	8,793	110
No service in World War II — Aucun service dans la II <sup>e</sup> Guerre Mondiale .....	65,795	60,460	5,260	--
Service in World War II — Service dans la II <sup>e</sup> Guerre Mondiale .....	13,630	10,060	3,535	--
<b>Rural — Régions rurales</b>				
All household heads — Tous chefs de ménage .....	36,175	34,960	1,175	--
No service in World War II — Aucun service dans la II <sup>e</sup> Guerre Mondiale .....	32,090	31,245	815	--
Service in World War II — Service dans la II <sup>e</sup> Guerre Mondiale .....	4,085	3,715	360	--
<b>Urban — Régions urbaines</b>				
All household heads — Tous chefs de ménage .....	43,250	35,560	7,620	--
No service in World War II — Aucun service dans la II <sup>e</sup> Guerre Mondiale .....	33,705	29,215	4,445	--
Service in World War II — Service dans la II <sup>e</sup> Guerre Mondiale .....	9,545	6,345	3,175	--
<b>Regina</b>				
All household heads — Tous chefs de ménage .....	11,045	8,025	2,975	--
No service in World War II — Aucun service dans la II <sup>e</sup> Guerre Mondiale .....	8,150	6,355	1,765	--
Service in World War II — Service dans la II <sup>e</sup> Guerre Mondiale .....	2,895	1,670	1,210	--

**TABLE 121. Owner non-farm households by service of household head in World War II, showing the number with and without mortgages, for provinces, rural, urban, and cities of 30,000 population and over, 1951 - Concluded**

**TABLEAU 121. Ménages de propriétaires non agricoles selon le service du chef dans la II<sup>e</sup> Guerre Mondiale, et nombre de ménages hypothéqués et non hypothéqués, provinces, régions rurales et urbaines, et cités de 30,000 et plus, 1951 - fin**

Service of household head in World War II Service du chef de ménage dans la II <sup>e</sup> Guerre Mondiale	Total	Households reporting: Ménages:		
		No mortgage - Non hypothéqués	First mortgage only - Première hypothèque seulement	First and second mortgages - Première et deuxième hypothèques
<b>SASKATCHEWAN - Con.-fin</b>				
<b>Saskatoon</b>				
All household heads - Tous chefs de ménage .....	9,585	7,130	2,440	--
No service in World War II - Aucun service dans la II <sup>e</sup> Guerre Mondiale .....	7,240	5,810	1,425	--
Service in World War II - Service dans la II <sup>e</sup> Guerre Mondiale .....	2,345	1,320	1,015	--
<b>ALBERTA</b>				
All household heads - Tous chefs de ménage .....	104,270	79,095	24,830	345
No service in World War II - Aucun service dans la II <sup>e</sup> Guerre Mondiale .....	81,955	67,495	14,205	255
Service in World War II - Service dans la II <sup>e</sup> Guerre Mondiale .....	22,315	11,600	10,625	--
<b>Rural - Régions rurales</b>				
All household heads - Tous chefs de ménage .....	26,480	25,145	1,325	--
No service in World War II - Aucun service dans la II <sup>e</sup> Guerre Mondiale .....	22,990	22,125	860	--
Service in World War II - Service dans la II <sup>e</sup> Guerre Mondiale .....	3,490	3,020	465	--
<b>Urban - Régions urbaines</b>				
All household heads - Tous chefs de ménage .....	77,790	53,950	23,505	335
No service in World War II - Aucun service dans la II <sup>e</sup> Guerre Mondiale .....	58,965	45,370	13,345	250
Service in World War II - Service dans la II <sup>e</sup> Guerre Mondiale .....	18,825	8,580	10,160	--
<b>Calgary</b>				
All household heads - Tous chefs de ménage .....	22,190	13,610	8,450	130
No service in World War II - Aucun service dans la II <sup>e</sup> Guerre Mondiale .....	16,195	11,515	4,575	105
Service in World War II - Service dans la II <sup>e</sup> Guerre Mondiale .....	5,995	2,095	3,875	--
<b>Edmonton</b>				
All household heads - Tous chefs de ménage .....	26,150	15,515	10,490	145
No service in World War II - Aucun service dans la II <sup>e</sup> Guerre Mondiale .....	19,340	13,120	6,120	100
Service in World War II - Service dans la II <sup>e</sup> Guerre Mondiale .....	6,810	2,395	4,370	--
<b>BRITISH COLUMBIA</b>				
All household heads - Tous chefs de ménage .....	206,245	142,850	61,125	2,270
No service in World War II - Aucun service dans la II <sup>e</sup> Guerre Mondiale .....	161,350	122,450	37,670	1,230
Service in World War II - Service dans la II <sup>e</sup> Guerre Mondiale .....	44,895	20,400	23,455	1,040
<b>Rural - Régions rurales</b>				
All household heads - Tous chefs de ménage .....	49,860	42,565	7,130	165
No service in World War II - Aucun service dans la II <sup>e</sup> Guerre Mondiale .....	40,440	36,030	4,300	110
Service in World War II - Service dans la II <sup>e</sup> Guerre Mondiale .....	9,420	6,535	2,830	--
<b>Urban - Régions urbaines</b>				
All household heads - Tous chefs de ménage .....	156,385	100,285	53,995	2,105
No service in World War II - Aucun service dans la II <sup>e</sup> Guerre Mondiale .....	120,910	86,420	33,370	1,120
Service in World War II - Service dans la II <sup>e</sup> Guerre Mondiale .....	35,475	13,865	20,625	985
<b>Vancouver</b>				
All household heads - Tous chefs de ménage .....	63,870	37,980	24,620	1,270
No service in World War II - Aucun service dans la II <sup>e</sup> Guerre Mondiale .....	50,750	33,525	16,485	740
Service in World War II - Service dans la II <sup>e</sup> Guerre Mondiale .....	13,120	4,455	8,135	530
<b>Victoria</b>				
All household heads - Tous chefs de ménage .....	9,190	5,775	3,205	210
No service in World War II - Aucun service dans la II <sup>e</sup> Guerre Mondiale .....	7,135	5,165	1,880	--
Service in World War II - Service dans la II <sup>e</sup> Guerre Mondiale .....	2,055	610	1,325	120

**TABLE 122. Households by period of immigration of household head and tenure showing specified dwelling attributes, for provinces and cities of 100,000 population and over, 1951**  
**TABLEAU 122. Ménages selon la période d'immigration du chef et le mode d'occupation et certains attributs du logement, provinces et cités de 100,000 et plus, 1951**

Period of immigration of household head and tenure Période d'immigration du chef de ménage et mode d'occupation	Total	Type of dwelling Genre de logement			Dwellings in need of major repair Logements ayant besoin de réparations importantes	Average number of rooms per dwelling Moyenne de pièces par logement	Dwellings with: Logements pourvus de:		
		Single detached — Unique-maison seule	Single attached — Unique-maison attenante	Apartments and flats — Appartements et plain-pied			Running water — Eau courante	Flush toilet (exclusive use) — Toilettes avec chasse d'eau (usage exclusif)	Bath or shower (exclusive use) — Baignoire ou douche (usage exclusif)
<b>CANADA</b>									
<b>All household heads — Tous chefs de ménage</b>	<b>3,409,295</b>	<b>2,275,615</b>	<b>237,655</b>	<b>885,565</b>	<b>457,570</b>	<b>5.3</b>	<b>2,523,605</b>	<b>2,187,025</b>	<b>1,938,095</b>
Owner — Propriétaires .....	2,236,955	1,898,950	144,710	186,425	285,120	5.8	1,523,680	1,317,320	1,191,175
Tenant — Locataires .....	1,172,340	376,665	92,945	699,140	172,450	4.5	999,925	869,705	746,920
<b>Non-immigrant heads — Chefs non immigrés</b>	<b>2,539,680</b>	<b>1,659,040</b>	<b>168,105</b>	<b>704,720</b>	<b>354,185</b>	<b>5.4</b>	<b>1,879,375</b>	<b>1,622,290</b>	<b>1,394,935</b>
Owner — Propriétaires .....	1,621,540	1,375,620	97,530	143,205	216,510	5.9	1,091,610	932,685	815,640
Tenant — Locataires .....	918,140	283,420	70,575	561,515	137,675	4.5	787,765	689,605	579,295
<b>Immigrant heads — Chefs immigrés</b>	<b>869,615</b>	<b>616,575</b>	<b>69,550</b>	<b>180,845</b>	<b>103,385</b>	<b>5.1</b>	<b>644,230</b>	<b>564,735</b>	<b>543,160</b>
Owner — Propriétaires .....	615,415	523,330	47,180	43,220	68,610	5.4	432,070	384,635	375,535
Tenant — Locataires .....	254,200	93,245	22,370	137,625	34,775	4.4	212,160	180,100	167,625
<b>Before 1931 — Avant 1931</b>	<b>770,405</b>	<b>560,920</b>	<b>61,200</b>	<b>148,025</b>	<b>92,590</b>	<b>5.1</b>	<b>564,540</b>	<b>498,025</b>	<b>479,540</b>
Owner — Propriétaires .....	588,900	485,755	42,590	39,090	64,055	5.3	396,395	353,575	345,390
Tenant — Locataires .....	201,505	75,165	18,610	106,935	28,535	4.4	168,145	144,450	134,150
<b>1931-1945</b>	<b>37,050</b>	<b>23,060</b>	<b>3,100</b>	<b>10,770</b>	<b>3,910</b>	<b>5.2</b>	<b>29,680</b>	<b>26,260</b>	<b>25,120</b>
Owner — Propriétaires .....	22,450	18,420	1,870	2,065	2,135	5.7	16,765	15,010	14,550
Tenant — Locataires .....	14,600	4,640	1,230	8,705	1,775	4.5	12,915	11,250	10,570
<b>1946-1951<sup>1</sup></b>	<b>62,160</b>	<b>32,595</b>	<b>5,250</b>	<b>24,050</b>	<b>6,885</b>	<b>4.7</b>	<b>50,010</b>	<b>40,450</b>	<b>38,500</b>
Owner — Propriétaires .....	24,065	19,155	2,720	2,065	2,420	5.5	18,910	16,050	15,595
Tenant — Locataires .....	38,095	13,440	2,530	21,985	4,465	4.2	31,100	24,400	22,905
<b>NEWFOUNDLAND</b>									
<b>All household heads — Tous chefs de ménage</b>	<b>70,980</b>	<b>59,340</b>	<b>7,210</b>	<b>4,320</b>	<b>6,945</b>	<b>5.6</b>	<b>20,525</b>	<b>16,210</b>	<b>11,640</b>
Owner — Propriétaires .....	61,540	55,655	4,890	895	5,650	5.7	14,195	11,195	8,260
Tenant — Locataires .....	9,440	3,685	2,320	3,425	1,295	4.8	6,330	5,015	3,380
<b>Non-immigrant heads — Chefs non immigrés</b>	<b>70,055</b>	<b>58,730</b>	<b>7,055</b>	<b>4,165</b>	<b>6,855</b>	<b>5.6</b>	<b>19,835</b>	<b>15,565</b>	<b>11,065</b>
Owner — Propriétaires .....	60,985	55,190	4,810	870	5,605	5.7	13,820	10,850	7,945
Tenant — Locataires .....	9,090	3,540	2,245	3,295	1,250	4.8	6,015	4,715	3,120
<b>Immigrant heads — Chefs immigrés</b>	<b>925</b>	<b>610</b>	<b>155</b>	<b>155</b>	<b>--</b>	<b>6.0</b>	<b>690</b>	<b>645</b>	<b>575</b>
Owner — Propriétaires .....	575	465	--	--	--	6.4	375	345	315
Tenant — Locataires .....	350	145	--	130	--	5.5	315	300	260
<b>Before 1931 — Avant 1931</b>	<b>635</b>	<b>465</b>	<b>110</b>	<b>--</b>	<b>--</b>	<b>6.2</b>	<b>465</b>	<b>440</b>	<b>395</b>
Owner — Propriétaires .....	460	370	--	--	--	6.5	305	285	265
Tenant — Locataires .....	175	--	--	--	--	5.6	160	155	130
<b>1931-1945</b>	<b>125</b>	<b>--</b>	<b>--</b>	<b>--</b>	<b>--</b>	<b>5.5</b>	<b>--</b>	<b>--</b>	<b>--</b>
Owner — Propriétaires .....	--	--	--	--	--	--	--	--	--
Tenant — Locataires .....	--	--	--	--	--	--	--	--	--
<b>1946-1951<sup>1</sup></b>	<b>165</b>	<b>--</b>	<b>--</b>	<b>--</b>	<b>--</b>	<b>5.7</b>	<b>140</b>	<b>125</b>	<b>120</b>
Owner — Propriétaires .....	--	--	--	--	--	--	--	--	--
Tenant — Locataires .....	120	--	--	--	--	5.8	115	105	100
<b>PRINCE EDWARD ISLAND</b>									
<b>All household heads — Tous chefs de ménage</b>	<b>22,455</b>	<b>18,790</b>	<b>1,890</b>	<b>1,730</b>	<b>2,885</b>	<b>6.6</b>	<b>9,685</b>	<b>7,460</b>	<b>6,760</b>
Owner — Propriétaires .....	18,305	16,815	1,010	460	2,245	6.8	6,525	4,890	4,550
Tenant — Locataires .....	4,150	1,975	880	1,270	640	5.4	3,160	2,570	2,210
<b>Non-immigrant heads — Chefs non immigrés</b>	<b>21,615</b>	<b>18,170</b>	<b>1,825</b>	<b>1,585</b>	<b>2,825</b>	<b>6.6</b>	<b>9,205</b>	<b>7,045</b>	<b>6,350</b>
Owner — Propriétaires .....	17,730	16,300	975	440	2,200	6.8	6,290	4,710	4,370
Tenant — Locataires .....	3,885	1,870	850	1,145	625	5.4	2,915	2,335	1,980
<b>Immigrant heads — Chefs immigrés</b>	<b>840</b>	<b>620</b>	<b>--</b>	<b>145</b>	<b>--</b>	<b>6.4</b>	<b>480</b>	<b>415</b>	<b>410</b>
Owner — Propriétaires .....	575	515	--	--	--	6.9	235	180	180
Tenant — Locataires .....	265	105	--	125	--	5.4	245	235	230
<b>Before 1931 — Avant 1931</b>	<b>655</b>	<b>485</b>	<b>--</b>	<b>120</b>	<b>--</b>	<b>6.5</b>	<b>365</b>	<b>315</b>	<b>310</b>
Owner — Propriétaires .....	470	425	--	--	--	6.9	185	145	145
Tenant — Locataires .....	185	--	--	105	--	5.6	180	170	165
<b>1931-1945</b>	<b>--</b>	<b>--</b>	<b>--</b>	<b>--</b>	<b>--</b>	<b>--</b>	<b>--</b>	<b>--</b>	<b>--</b>
Owner — Propriétaires .....	--	--	--	--	--	--	--	--	--
Tenant — Locataires .....	--	--	--	--	--	--	--	--	--
<b>1946-1951<sup>1</sup></b>	<b>--</b>	<b>--</b>	<b>--</b>	<b>--</b>	<b>--</b>	<b>--</b>	<b>--</b>	<b>--</b>	<b>--</b>
Owner — Propriétaires .....	--	--	--	--	--	--	--	--	--
Tenant — Locataires .....	--	--	--	--	--	--	--	--	--

1. Up to June 1, 1951. — Jusqu'au 1<sup>er</sup> juin 1951.

TABLE 122. Households by period of immigration of household head and tenure showing specified dwelling attributes, for provinces and cities of 100,000 population and over, 1951 - Continued

TABLEAU 122. Ménages selon la période d'immigration du chef et le mode d'occupation et certains attributs du logement, provinces et cités de 100,000 et plus, 1951 - suite

Period of immigration of household head and tenure Période d'immigration du chef de ménage et mode d'occupation	Total	Type of dwelling Genre de logement			Dwellings in need of major repair Logements ayant besoin de réparations importantes	Average number of rooms per dwelling Moyenne de pièces par logement	Dwellings with: Logements pourvus de:		
		Single detached Uniquement maison seule	Single attached Uniquement maison attenante	Apartments and flats Appartements et plain-pied			Running water Eau courante	Flush toilet (exclusive use) Toilettes avec chasse d'eau (usage exclusif)	Bath or shower (exclusive use) Baignoire ou douche (usage exclusif)
<b>NOVA SCOTIA</b>									
<b>All household heads - Tous chefs de ménage</b>	<b>149,553</b>	<b>117,245</b>	<b>12,260</b>	<b>19,800</b>	<b>19,505</b>	<b>6.0</b>	<b>97,075</b>	<b>73,340</b>	<b>63,245</b>
Owner - Propriétaires	113,945	102,060	7,565	4,165	12,520	6.3	68,170	52,130	45,920
Tenant - Locataires	35,610	15,185	4,695	15,635	6,985	4.9	28,905	21,410	17,325
<b>Non-immigrant heads - Chefs non-immigrés</b>	<b>138,915</b>	<b>109,355</b>	<b>11,220</b>	<b>18,105</b>	<b>18,555</b>	<b>5.9</b>	<b>88,695</b>	<b>66,660</b>	<b>57,195</b>
Owner - Propriétaires	108,050	95,335	6,875	3,690	11,905	6.3	62,195	47,205	41,570
Tenant - Locataires	32,865	14,020	4,345	14,415	6,650	4.8	26,500	19,455	15,625
<b>Immigrant heads - Chefs immigrants</b>	<b>10,640</b>	<b>7,890</b>	<b>1,040</b>	<b>1,695</b>	<b>950</b>	<b>6.4</b>	<b>8,380</b>	<b>6,880</b>	<b>6,050</b>
Owner - Propriétaires	7,895	6,725	690	475	615	6.8	5,975	4,925	4,350
Tenant - Locataires	2,745	1,165	350	1,220	335	5.0	2,405	1,955	1,700
<b>Before 1931 - Avant 1931</b>	<b>8,830</b>	<b>6,615</b>	<b>890</b>	<b>1,310</b>	<b>795</b>	<b>6.5</b>	<b>6,975</b>	<b>5,720</b>	<b>4,985</b>
Owner - Propriétaires	6,885	5,820	630	430	535	6.9	5,250	4,330	3,775
Tenant - Locataires	1,945	795	260	880	260	5.0	1,725	1,390	1,210
<b>1931-1945</b>	<b>1,090</b>	<b>810</b>	<b>--</b>	<b>185</b>	<b>--</b>	<b>5.7</b>	<b>830</b>	<b>680</b>	<b>615</b>
Owner - Propriétaires	705	625	--	--	--	6.2	500	415	395
Tenant - Locataires	385	185	--	150	--	4.8	330	265	220
<b>1946-1951<sup>1</sup></b>	<b>720</b>	<b>465</b>	<b>--</b>	<b>200</b>	<b>--</b>	<b>5.6</b>	<b>575</b>	<b>480</b>	<b>450</b>
Owner - Propriétaires	305	280	--	--	--	6.5	225	180	180
Tenant - Locataires	415	185	--	190	--	4.9	350	300	270
<b>NEW BRUNSWICK</b>									
<b>All household heads - Tous chefs de ménage</b>	<b>114,010</b>	<b>83,220</b>	<b>9,200</b>	<b>21,380</b>	<b>22,350</b>	<b>6.0</b>	<b>68,330</b>	<b>55,480</b>	<b>46,115</b>
Owner - Propriétaires	81,210	71,770	4,800	4,515	15,550	6.3	41,445	31,745	27,340
Tenant - Locataires	32,800	11,450	4,400	16,865	6,800	5.2	26,885	23,735	18,775
<b>Non-immigrant heads - Chefs non immigrants</b>	<b>107,020</b>	<b>78,580</b>	<b>8,555</b>	<b>19,705</b>	<b>21,345</b>	<b>6.0</b>	<b>63,575</b>	<b>51,275</b>	<b>42,455</b>
Owner - Propriétaires	76,705	67,980	4,505	4,115	14,935	6.3	38,845	29,510	25,330
Tenant - Locataires	30,315	10,600	4,050	15,590	6,410	5.1	24,730	21,765	17,125
<b>Immigrant heads - Chefs immigrants</b>	<b>6,990</b>	<b>4,640</b>	<b>645</b>	<b>1,675</b>	<b>1,005</b>	<b>6.0</b>	<b>4,755</b>	<b>4,205</b>	<b>3,660</b>
Owner - Propriétaires	4,505	3,790	295	400	615	6.3	2,600	2,235	2,010
Tenant - Locataires	2,485	850	350	1,275	390	5.3	2,155	1,970	1,650
<b>Before 1931 - Avant 1931</b>	<b>6,000</b>	<b>4,010</b>	<b>560</b>	<b>1,405</b>	<b>900</b>	<b>6.0</b>	<b>4,065</b>	<b>3,605</b>	<b>3,115</b>
Owner - Propriétaires	4,010	3,350	275	370	555	6.3	2,350	2,020	1,815
Tenant - Locataires	1,990	660	285	1,035	345	5.4	1,715	1,585	1,300
<b>1931-1945</b>	<b>570</b>	<b>375</b>	<b>--</b>	<b>150</b>	<b>--</b>	<b>5.6</b>	<b>395</b>	<b>325</b>	<b>290</b>
Owner - Propriétaires	330	290	--	--	--	6.0	175	145	125
Tenant - Locataires	240	--	--	130	--	5.2	220	180	165
<b>1946-1951<sup>1</sup></b>	<b>420</b>	<b>255</b>	<b>--</b>	<b>120</b>	<b>--</b>	<b>5.5</b>	<b>295</b>	<b>275</b>	<b>255</b>
Owner - Propriétaires	165	150	--	--	--	5.9	--	--	--
Tenant - Locataires	255	105	--	110	--	5.2	220	205	185
<b>QUÉBEC</b>									
<b>All household heads - Tous chefs de ménage</b>	<b>858,785</b>	<b>341,310</b>	<b>35,870</b>	<b>480,215</b>	<b>136,035</b>	<b>5.5</b>	<b>768,830</b>	<b>700,385</b>	<b>525,690</b>
Owner - Propriétaires	416,960	292,960	24,560	98,435	75,425	6.4	340,970	293,265	201,210
Tenant - Locataires	441,825	48,350	11,310	381,780	60,610	4.7	427,860	407,120	324,480
<b>Non-immigrant heads - Chefs non immigrants</b>	<b>767,880</b>	<b>321,730</b>	<b>31,150</b>	<b>413,750</b>	<b>127,430</b>	<b>6.2</b>	<b>681,050</b>	<b>615,810</b>	<b>446,875</b>
Owner - Propriétaires	385,740	277,085	21,310	86,410	72,240	6.4	312,200	265,855	175,785
Tenant - Locataires	382,140	44,645	9,840	327,340	55,190	4.7	368,850	349,955	271,090
<b>Immigrant heads - Chefs immigrants</b>	<b>90,905</b>	<b>19,580</b>	<b>4,720</b>	<b>66,465</b>	<b>8,605</b>	<b>5.3</b>	<b>87,780</b>	<b>84,575</b>	<b>78,815</b>
Owner - Propriétaires	31,220	15,875	3,250	12,025	3,185	6.1	28,770	27,410	25,425
Tenant - Locataires	59,685	3,705	1,470	54,440	5,420	4.8	59,010	57,165	53,390
<b>Before 1931 - Avant 1931</b>	<b>73,415</b>	<b>16,560</b>	<b>4,045</b>	<b>52,725</b>	<b>7,280</b>	<b>5.4</b>	<b>70,895</b>	<b>68,550</b>	<b>63,685</b>
Owner - Propriétaires	27,415	13,765	2,855	10,750	2,795	6.1	25,375	24,225	22,465
Tenant - Locataires	46,000	2,795	1,190	41,975	4,485	4.9	45,520	44,325	41,220
<b>1931-1945</b>	<b>7,065</b>	<b>1,705</b>	<b>360</b>	<b>4,980</b>	<b>720</b>	<b>5.2</b>	<b>6,695</b>	<b>6,390</b>	<b>5,985</b>
Owner - Propriétaires	2,440	1,330	250	845	290	6.2	2,135	2,000	1,885
Tenant - Locataires	4,625	375	110	4,135	430	4.6	4,560	4,390	4,100
<b>1946-1951<sup>1</sup></b>	<b>10,425</b>	<b>1,315</b>	<b>315</b>	<b>8,760</b>	<b>605</b>	<b>4.6</b>	<b>10,190</b>	<b>9,635</b>	<b>9,145</b>
Owner - Propriétaires	1,365	780	145	430	100	6.1	1,260	1,185	1,075
Tenant - Locataires	9,060	535	170	8,330	505	4.3	8,930	8,450	8,070

1. Up to June 1, 1951. - Jusqu'au 1<sup>er</sup> juin 1951.

TABLE 122. Households by period of immigration of household head and tenure showing specified dwelling attributes, for provinces and cities of 100,000 population and over, 1951 - Continued

TABLEAU 122. Ménages selon la période d'immigration du chef et le mode d'occupation et certains attributs du logement, provinces et cités de 100,000 et plus, 1951 - suite

Period of immigration of household head and tenure Période d'immigration du chef de ménage et mode d'occupation	Total	Type of dwelling Genre de logement			Dwellings in need of major repair Logements ayant besoin de réparations importantes	Average number of rooms per dwelling Moyenne de pièces par logement	Dwellings with: Logements pourvus de:		
		Single detached Unique-maison seule	Single attached Unique-maison attenante	Apartments and flats Appartements et plain-pied			Running water Eau courante	Flush toilet (exclusive use) Toilettes avec chasse d'eau (usage exclusif)	Bath or shower (exclusive use) Baignoire ou douche (usage exclusif)
<b>QUÉBEC - Con.-fin</b>									
<b>Montréal</b>									
All household heads - Tous chefs de ménage	247,485	11,460	8,260	227,555	26,120	4.8	246,940	239,205	214,665
Owner - Propriétaires	43,215	8,045	5,075	30,035	2,465	5.9	43,140	42,510	40,820
Tenant - Locataires	204,270	3,415	3,185	197,520	23,655	4.6	203,800	196,695	173,845
Non-immigrant heads - Chefs non immigrés	196,145	8,880	6,135	180,965	22,035	4.8	195,730	189,265	167,265
Owner - Propriétaires	32,320	6,065	3,660	22,540	1,965	6.0	32,250	31,740	30,300
Tenant - Locataires	163,825	2,815	2,475	158,425	20,070	4.6	163,480	157,525	136,965
Immigrant heads - Chefs immigrés	51,340	2,580	2,125	46,590	4,085	4.9	51,210	49,940	47,400
Owner - Propriétaires	10,895	1,980	1,415	7,495	500	5.8	10,890	10,770	10,520
Tenant - Locataires	40,445	600	710	39,095	3,585	4.7	40,320	39,170	36,880
Before 1931 - Avant 1931	40,710	2,305	1,845	36,535	3,410	5.0	40,625	39,745	37,515
Owner - Propriétaires	9,815	1,830	1,260	6,725	470	5.8	9,810	9,705	9,460
Tenant - Locataires	30,895	475	585	29,810	2,940	4.8	30,815	30,040	28,055
1931-1945	3,670	135	130	3,395	300	4.7	3,670	3,560	3,425
Owner - Propriétaires	665	--	--	500	--	5.6	665	650	655
Tenant - Locataires	3,005	--	--	2,895	275	4.6	3,005	2,910	2,770
1946-1951 <sup>1</sup>	6,960	140	150	6,660	375	4.3	6,915	6,635	6,460
Owner - Propriétaires	415	--	--	270	--	5.6	415	415	405
Tenant - Locataires	6,545	--	--	6,390	370	4.2	6,500	6,220	6,055
<b>Québec</b>									
All household heads - Tous chefs de ménage	34,970	2,620	1,420	30,900	3,985	5.2	34,845	33,825	25,580
Owner - Propriétaires	8,540	2,110	850	5,565	530	6.5	8,510	8,335	7,150
Tenant - Locataires	26,430	510	570	25,335	3,455	4.7	26,335	25,490	18,430
Non-immigrant heads - Chefs non immigrés	34,055	2,545	1,365	30,115	3,905	5.2	33,940	32,940	24,795
Owner - Propriétaires	8,365	2,050	825	5,475	525	6.5	8,335	8,160	6,990
Tenant - Locataires	25,690	495	540	24,640	3,380	4.7	25,605	24,780	17,805
Immigrant heads - Chefs immigrés	915	--	--	785	--	5.4	905	885	785
Owner - Propriétaires	175	--	--	--	--	6.8	175	175	160
Tenant - Locataires	740	--	--	695	--	5.1	730	710	625
Before 1931 - Avant 1931	715	--	--	610	--	5.7	710	705	620
Owner - Propriétaires	145	--	--	--	--	6.7	145	145	130
Tenant - Locataires	570	--	--	530	--	5.4	565	560	490
1931-1945	--	--	--	--	--	--	--	--	--
Owner - Propriétaires	--	--	--	--	--	--	--	--	--
Tenant - Locataires	--	--	--	--	--	--	--	--	--
1946-1951 <sup>1</sup>	120	--	--	115	--	3.8	115	105	--
Owner - Propriétaires	--	--	--	--	--	--	--	--	--
Tenant - Locataires	115	--	--	115	--	3.7	110	100	--
<b>ONTARIO</b>									
All household heads - Tous chefs de ménage	1,181,125	823,930	133,855	219,360	115,350	5.7	970,980	846,760	805,035
Owner - Propriétaires	821,335	687,645	82,385	48,760	66,625	6.1	658,395	582,490	562,200
Tenant - Locataires	359,790	136,285	51,470	170,600	48,725	4.7	312,585	264,270	242,835
Non-immigrant heads - Chefs non immigrés	859,435	608,995	85,700	161,690	89,070	5.7	685,880	593,250	561,440
Owner - Propriétaires	589,080	505,740	48,285	33,080	51,760	6.2	453,590	397,155	382,035
Tenant - Locataires	270,355	103,255	37,415	128,610	37,310	4.7	232,290	196,095	179,405
Immigrant heads - Chefs immigrés	321,690	214,935	48,155	57,670	26,280	5.6	285,100	253,510	243,595
Owner - Propriétaires	232,255	181,905	34,100	15,680	14,865	5.9	204,805	185,335	180,165
Tenant - Locataires	89,435	33,030	14,055	41,990	11,415	4.7	80,295	68,175	63,430
Before 1931 - Avant 1931	273,960	187,120	41,950	44,140	21,805	5.6	244,675	220,305	211,935
Owner - Propriétaires	207,270	162,575	30,355	13,875	13,150	5.9	183,550	166,840	162,180
Tenant - Locataires	66,690	24,545	11,595	30,265	8,655	4.8	61,125	53,465	49,755
1931-1945	16,375	10,400	2,170	3,750	1,205	5.6	14,400	12,740	12,205
Owner - Propriétaires	10,675	8,485	1,365	775	560	6.0	9,205	8,345	8,065
Tenant - Locataires	5,700	1,915	805	2,975	645	4.8	5,195	4,395	4,140
1946-1951 <sup>1</sup>	31,355	17,415	4,035	9,780	3,270	5.1	26,025	20,465	19,455
Owner - Propriétaires	14,310	10,845	2,380	1,030	1,150	5.9	12,050	10,150	9,920
Tenant - Locataires	17,045	6,570	1,655	8,750	2,115	4.4	13,975	10,315	9,535

1. Up to June 1, 1951. - Jusqu'au 1<sup>er</sup> juin 1951.

TABLE 122. Households by period of immigration of household head and tenure showing specified dwelling attributes, for provinces and cities of 100,000 population and over, 1951 - Continued

TABLEAU 122. Ménages selon la période d'immigration du chef et le mode d'occupation et certains attributs du logement, provinces et cités de 100,000 et plus, 1951 - suite

Period of immigration of household head and tenure — Période d'immigration du chef de ménage et mode d'occupation	Total	Type of dwelling — Genre de logement			Dwellings in need of major repair — Logements ayant besoin de réparations importantes	Average number of rooms per dwelling — Moyenne de pièces par logement	Dwellings with: — Logements pourvus de:		
		Single detached — Unique-maison seule	Single attached — Unique-maison attenante	Apartments and flats — Appartements et plain-pied			Running water — Eau courante	Flush toilet (exclusive use) — Toilettes avec chasse d'eau (usage exclusif)	Bath or shower (exclusive use) — Baignoire ou douche (usage exclusif)
<b>ONTARIO - Con. - suite</b>									
<b>Hamilton</b>									
All household heads - Tous chefs de ménage	55,340	35,930	4,385	14,960	3,210	5.3	54,940	49,445	48,140
Owner - Propriétaires	36,090	30,665	2,305	3,095	1,535	5.8	35,885	33,445	32,965
Tenant - Locataires	19,250	5,265	2,080	11,865	1,675	4.3	19,055	16,000	15,175
Non-immigrant heads - Chefs non immigrés	32,310	19,945	2,345	9,980	1,965	5.2	32,035	28,660	27,825
Owner - Propriétaires	19,420	16,585	1,010	1,815	830	5.8	19,275	17,920	17,640
Tenant - Locataires	12,890	3,360	1,335	8,165	1,135	4.3	12,760	10,740	10,185
Immigrant heads - Chefs immigrés	23,030	15,985	2,040	4,980	1,245	5.4	22,905	20,785	20,315
Owner - Propriétaires	16,670	14,080	1,295	1,280	705	5.8	16,610	15,525	15,325
Tenant - Locataires	6,360	1,905	745	3,700	540	4.4	6,295	5,260	4,990
Before 1931 - Avant 1931	19,910	14,400	1,725	3,765	1,080	5.5	19,830	18,320	17,885
Owner - Propriétaires	15,055	12,815	1,125	1,100	625	5.8	15,020	14,170	13,985
Tenant - Locataires	4,855	1,585	600	2,665	455	4.5	4,810	4,150	3,900
1931-1945	970	600	--	305	--	5.1	965	850	830
Owner - Propriétaires	620	530	--	--	--	5.8	615	555	545
Tenant - Locataires	350	--	--	240	--	3.9	350	295	285
1946-1951 <sup>1</sup>	2,150	985	250	910	150	5.0	2,110	1,615	1,600
Owner - Propriétaires	995	735	145	115	--	6.0	975	800	795
Tenant - Locataires	1,155	250	105	795	--	4.1	1,135	815	805
<b>Ottawa</b>									
All household heads - Tous chefs de ménage	48,965	21,195	8,180	19,415	4,210	5.5	46,860	43,820	41,600
Owner - Propriétaires	21,260	16,830	1,655	2,715	905	6.3	20,005	19,170	18,715
Tenant - Locataires	27,705	4,365	6,525	16,700	3,305	4.8	26,855	24,650	22,885
Non-immigrant heads - Chefs non immigrés	40,005	16,995	6,650	16,205	3,505	5.5	38,240	35,580	33,675
Owner - Propriétaires	16,900	13,375	1,285	2,200	715	6.3	15,885	15,190	14,825
Tenant - Locataires	23,105	3,620	5,365	14,005	2,790	4.8	22,355	20,390	18,850
Immigrant heads - Chefs immigrés	8,960	4,200	1,530	3,210	705	5.6	8,620	8,240	7,925
Owner - Propriétaires	4,360	3,455	370	515	190	6.3	4,120	3,980	3,890
Tenant - Locataires	4,600	745	1,160	2,695	515	5.0	4,500	4,260	4,035
Before 1931 - Avant 1931	7,760	3,810	1,395	2,540	605	5.7	7,460	7,160	6,940
Owner - Propriétaires	4,040	3,205	350	470	185	6.3	3,820	3,695	3,630
Tenant - Locataires	3,720	605	1,045	2,070	420	5.1	3,640	3,465	3,310
1931-1945	605	210	--	335	--	3.1	585	560	525
Owner - Propriétaires	215	155	--	--	--	6.2	200	190	185
Tenant - Locataires	390	--	--	300	--	4.5	385	370	340
1946-1951 <sup>1</sup>	595	180	--	335	--	4.9	575	520	460
Owner - Propriétaires	105	--	--	--	--	6.3	100	--	--
Tenant - Locataires	490	--	--	325	--	4.6	475	425	385
<b>Toronto</b>									
All household heads - Tous chefs de ménage	157,175	49,975	59,860	46,700	10,905	6.0	156,635	141,440	139,410
Owner - Propriétaires	97,795	42,935	45,740	8,820	4,430	6.7	97,755	89,970	89,360
Tenant - Locataires	59,380	7,040	14,120	37,880	6,475	4.7	58,880	51,470	50,050
Non-immigrant heads - Chefs non immigrés	88,435	29,075	29,925	29,125	6,310	5.9	88,010	80,250	79,110
Owner - Propriétaires	50,875	24,765	21,880	4,105	2,435	6.8	50,850	47,595	47,300
Tenant - Locataires	37,560	4,310	8,045	25,020	3,875	4.7	37,160	32,655	31,810
Immigrant heads - Chefs immigrés	68,740	20,900	29,935	17,575	4,595	6.1	68,625	61,190	60,300
Owner - Propriétaires	46,920	18,170	23,860	4,715	1,995	6.6	46,905	42,375	42,060
Tenant - Locataires	21,820	2,730	6,075	12,860	2,600	4.8	21,720	18,815	18,240
Before 1931 - Avant 1931	59,375	18,765	26,295	14,025	4,040	6.1	59,285	53,655	52,865
Owner - Propriétaires	41,855	16,425	21,170	4,110	1,785	6.6	41,845	38,115	37,820
Tenant - Locataires	17,520	2,340	5,125	9,915	2,255	4.9	17,440	15,540	15,045
1931-1945	3,100	835	1,220	1,035	165	6.1	3,090	2,765	2,710
Owner - Propriétaires	1,820	720	855	235	--	7.0	1,820	1,665	1,645
Tenant - Locataires	1,280	115	365	800	125	4.8	1,270	1,100	1,065
1946-1951 <sup>1</sup>	6,265	1,300	2,420	2,515	390	5.7	6,250	4,770	4,725
Owner - Propriétaires	3,245	1,025	1,835	370	170	6.9	3,240	2,595	2,595
Tenant - Locataires	3,020	275	585	2,145	220	4.5	3,010	2,175	2,130

1. Up to June 1, 1951. - Jusqu'au 1<sup>er</sup> juin 1951.



TABLE 122. Households by period of immigration of household head and tenure showing specified dwelling attributes, for provinces and cities of 100,000 population and over, 1951 - Continued

TABLEAU 122. Ménages selon la période d'immigration du chef et le mode d'occupation et certains attributs du logement, provinces et cités de 100,000 et plus, 1951 - suite

Period of immigration of household head and tenure Période d'immigration du chef de ménage et mode d'occupation	Total	Type of dwelling Genre de logement			Dwellings in need of major repair Logements ayant besoin de réparations importantes	Average number of rooms per dwelling Moyenne de pièces par logement	Dwellings with: Logements pourvus de:		
		Single detached Uniquement maison seule	Single attached Uniquement maison attenante	Apartments and flats Appartements et plain-pied			Running water Eau courante	Flush toilet (exclusive use) Toilettes avec chasse d'eau (usage exclusif)	Bath or shower (exclusive use) Baignoire ou douche (usage exclusif)
<b>ONTARIO - Con.-fin</b>									
<b>Windsor</b>									
All household heads - Tous chefs de ménage	31,815	20,015	2,125	9,545	2,630	5.2	31,595	29,685	28,880
Owner - Propriétaires	17,300	14,825	875	1,505	745	5.9	17,275	16,895	16,670
Tenant - Locataires	14,515	5,190	1,250	8,040	1,885	4.3	14,320	12,790	12,210
Non-immigrant heads - Chefs non immigrés	20,015	12,150	1,335	6,440	1,830	5.1	19,880	18,540	17,985
Owner - Propriétaires	9,765	8,400	515	790	510	6.0	9,750	9,530	9,365
Tenant - Locataires	10,250	3,750	820	5,650	1,320	4.3	10,130	9,010	8,620
Immigrant heads - Chefs immigrés	11,800	7,865	790	3,105	800	5.3	11,715	11,145	10,895
Owner - Propriétaires	7,535	6,425	360	715	235	5.8	7,525	7,365	7,305
Tenant - Locataires	4,265	1,440	430	2,390	565	4.4	4,190	3,780	3,590
Before 1931 - Avant 1931	9,990	6,950	675	2,330	585	5.4	9,940	9,575	9,415
Owner - Propriétaires	6,855	5,840	330	650	205	5.8	6,845	6,705	6,665
Tenant - Locataires	3,135	1,110	345	1,680	380	4.5	3,095	2,870	2,750
1931-1945	565	360	--	175	--	5.0	560	515	505
Owner - Propriétaires	325	290	--	--	--	5.7	325	320	320
Tenant - Locataires	240	--	--	155	--	4.0	235	195	185
1946-1951 <sup>1</sup>	1,245	555	--	600	175	4.5	1,215	1,055	975
Owner - Propriétaires	355	295	--	--	--	5.6	355	340	320
Tenant - Locataires	890	260	--	555	155	4.0	860	715	655
<b>MANITOBA</b>									
All household heads - Tous chefs de ménage	202,400	158,615	7,300	36,090	27,440	4.7	110,385	90,425	87,625
Owner - Propriétaires	144,645	132,740	4,140	7,485	19,585	5.0	69,100	58,830	58,540
Tenant - Locataires	57,755	25,875	3,160	28,605	7,855	4.1	41,285	31,595	29,085
Non-immigrant heads - Chefs non immigrés	125,735	98,760	4,855	21,800	17,630	4.7	65,130	52,470	51,605
Owner - Propriétaires	86,885	80,300	2,780	3,560	12,180	5.0	37,990	31,760	32,320
Tenant - Locataires	38,850	18,460	2,075	18,240	5,450	4.1	27,140	20,710	19,285
Immigrant heads - Chefs immigrés	76,665	59,855	2,445	14,290	9,810	4.8	45,255	37,955	36,020
Owner - Propriétaires	57,760	52,440	1,360	3,925	7,405	5.0	31,110	27,070	26,220
Tenant - Locataires	18,905	7,415	1,085	10,365	2,405	3.9	14,145	10,885	9,800
Before 1931 - Avant 1931	70,980	56,410	2,235	12,260	9,030	4.8	41,520	35,500	33,715
Owner - Propriétaires	55,030	50,110	1,300	3,585	6,955	5.0	29,615	25,940	25,105
Tenant - Locataires	15,950	6,300	935	8,675	2,075	4.0	11,905	9,560	8,610
1931-1945	1,885	1,415	--	390	230	4.8	1,080	880	890
Owner - Propriétaires	1,245	1,085	--	120	195	5.0	630	525	545
Tenant - Locataires	640	330	--	270	--	4.4	450	355	345
1946-1951 <sup>1</sup>	3,800	2,030	130	1,640	550	4.0	2,655	1,575	1,415
Owner - Propriétaires	1,485	1,245	--	220	255	4.7	865	605	570
Tenant - Locataires	2,315	785	110	1,420	295	3.6	1,790	970	845
<b>Winnipeg</b>									
All household heads - Tous chefs de ménage	64,630	36,270	2,110	26,215	4,165	4.8	63,455	54,045	50,405
Owner - Propriétaires	34,280	28,980	575	4,705	1,525	5.6	34,200	31,475	30,045
Tenant - Locataires	30,350	7,290	1,535	21,510	2,640	3.8	29,255	22,570	20,360
Non-immigrant heads - Chefs non immigrés	34,035	18,350	1,125	14,545	2,220	4.7	33,460	28,265	26,600
Owner - Propriétaires	15,530	13,490	220	1,820	655	5.7	15,465	14,390	13,945
Tenant - Locataires	18,505	4,860	905	12,725	1,565	3.9	17,995	13,875	12,655
Immigrant heads - Chefs immigrés	30,595	17,920	985	11,670	1,945	4.9	29,995	25,780	23,805
Owner - Propriétaires	18,750	15,490	355	2,885	870	5.6	18,735	17,085	16,100
Tenant - Locataires	11,845	2,430	630	8,785	1,075	3.8	11,260	8,695	7,705
Before 1931 - Avant 1931	27,755	16,970	875	9,890	1,695	4.9	27,220	24,020	22,240
Owner - Propriétaires	17,775	14,835	335	2,585	790	5.6	17,760	16,315	15,385
Tenant - Locataires	9,980	2,135	540	7,305	905	3.8	9,460	7,705	6,855
1931-1945	705	350	--	320	--	4.9	705	585	570
Owner - Propriétaires	370	260	--	--	--	5.8	370	330	325
Tenant - Locataires	335	--	--	225	--	4.0	335	255	245
1946-1951 <sup>1</sup>	2,135	600	--	1,460	225	3.9	2,070	1,175	995
Owner - Propriétaires	605	395	--	205	--	5.3	605	440	390
Tenant - Locataires	1,530	205	--	1,255	155	3.3	1,465	735	605

1: Up to June 1, 1951. - Jusqu'au 1<sup>er</sup> juin 1951.

**TABLE 122. Households by period of immigration of household head and tenure showing specified dwelling attributes, for provinces and cities of 100,000 population and over, 1951 - Continued**

**TABLEAU 122. Ménages selon la période d'immigration du chef et le mode d'occupation et certains attributs du logement, provinces et cités de 100,000 et plus, 1951 - suite**

Period of immigration of household head and tenure Période d'immigration du chef de ménage et mode d'occupation	Total	Type of dwelling Genre de logement			Dwellings in need of major repair Logements ayant besoin de réparations importantes	Average number of rooms per dwelling Moyenne de pièces par logement	Dwellings with: Logements pourvus de:		
		Single detached Uniquement maison seule	Single attached Uniquement maison attenante	Apartments and flats Appartements et plain-pied			Running water Eau courante	Flush toilet (exclusive use) Toilettes avec chasse d'eau (usage exclusif)	Bath or shower (exclusive use) Baignoire ou douche (usage exclusif)
<b>SASKATCHEWAN</b>									
<b>All household heads - Tous chefs de ménage</b>	<b>221,455</b>	<b>192,100</b>	<b>8,815</b>	<b>19,705</b>	<b>45,325</b>	<b>4.6</b>	<b>59,180</b>	<b>42,395</b>	<b>44,010</b>
Owner - Propriétaires	164,800	153,655	6,285	4,300	33,610	4.8	38,410	28,635	30,655
Tenant - Locataires	56,655	38,445	2,530	15,405	11,715	4.1	20,770	13,760	13,355
<b>Non-immigrant heads - Chefs non immigrés</b>	<b>130,925</b>	<b>111,370</b>	<b>5,475</b>	<b>13,560</b>	<b>26,895</b>	<b>4.6</b>	<b>37,050</b>	<b>26,125</b>	<b>27,410</b>
Owner - Propriétaires	90,540	83,915	3,675	2,615	18,765	4.8	22,230	16,420	17,895
Tenant - Locataires	40,385	27,455	1,800	10,945	8,130	4.1	14,820	9,705	9,515
<b>Immigrant heads - Chefs immigrés</b>	<b>90,530</b>	<b>80,730</b>	<b>3,340</b>	<b>6,145</b>	<b>18,430</b>	<b>4.7</b>	<b>22,130</b>	<b>16,270</b>	<b>16,600</b>
Owner - Propriétaires	74,260	69,740	2,610	1,685	14,845	4.8	16,180	12,215	12,760
Tenant - Locataires	16,270	10,990	730	4,460	3,585	4.1	5,950	4,055	3,840
<b>Before 1931 - Avant 1931</b>	<b>87,460</b>	<b>78,175</b>	<b>3,205</b>	<b>5,770</b>	<b>17,765</b>	<b>4.7</b>	<b>21,250</b>	<b>15,675</b>	<b>15,990</b>
Owner - Propriétaires	72,480	68,055	2,540	1,660	14,425	4.8	15,780	11,905	12,445
Tenant - Locataires	14,980	10,120	665	4,110	3,340	4.1	5,470	3,770	3,545
<b>1931-1945</b>	<b>1,515</b>	<b>1,335</b>	<b>--</b>	<b>105</b>	<b>320</b>	<b>4.7</b>	<b>380</b>	<b>270</b>	<b>285</b>
Owner - Propriétaires	1,105	1,060	--	--	245	4.7	210	150	160
Tenant - Locataires	410	275	--	--	--	4.5	170	120	125
<b>1946-1951<sup>1</sup></b>	<b>1,555</b>	<b>1,220</b>	<b>--</b>	<b>270</b>	<b>345</b>	<b>4.0</b>	<b>500</b>	<b>325</b>	<b>325</b>
Owner - Propriétaires	675	625	--	--	175	4.0	190	160	155
Tenant - Locataires	880	595	--	255	170	4.0	310	165	170
<b>ALBERTA</b>									
<b>All household heads - Tous chefs de ménage</b>	<b>250,750</b>	<b>204,000</b>	<b>7,850</b>	<b>37,085</b>	<b>48,205</b>	<b>4.5</b>	<b>124,495</b>	<b>96,475</b>	<b>95,355</b>
Owner - Propriétaires	179,055	163,795	4,630	9,300	33,925	4.7	81,980	67,610	67,970
Tenant - Locataires	71,695	40,205	3,220	27,785	14,280	3.7	42,515	28,865	27,385
<b>Non-immigrant heads - Chefs non immigrés</b>	<b>135,155</b>	<b>106,460</b>	<b>4,265</b>	<b>23,155</b>	<b>25,035</b>	<b>4.4</b>	<b>70,575</b>	<b>55,280</b>	<b>54,780</b>
Owner - Propriétaires	88,800	81,285	2,115	4,495	16,325	4.7	42,070	35,575	35,885
Tenant - Locataires	46,355	25,175	2,150	18,660	8,710	3.8	28,505	19,705	18,895
<b>Immigrant heads - Chefs immigrés</b>	<b>115,595</b>	<b>97,540</b>	<b>3,585</b>	<b>13,930</b>	<b>23,170</b>	<b>4.5</b>	<b>53,920</b>	<b>41,195</b>	<b>40,575</b>
Owner - Propriétaires	90,255	82,510	2,515	4,805	17,600	4.8	39,910	32,035	32,085
Tenant - Locataires	25,340	15,030	1,070	9,125	5,570	3.7	14,010	9,160	8,490
<b>Before 1931 - Avant 1931</b>	<b>106,165</b>	<b>90,625</b>	<b>3,295</b>	<b>11,775</b>	<b>21,205</b>	<b>4.6</b>	<b>49,220</b>	<b>37,855</b>	<b>37,345</b>
Owner - Propriétaires	85,735	78,455	2,405	4,490	16,700	4.8	37,765	30,385	30,460
Tenant - Locataires	20,430	12,170	890	7,285	4,505	3.8	11,455	7,470	6,885
<b>1931-1945</b>	<b>3,395</b>	<b>2,825</b>	<b>--</b>	<b>465</b>	<b>755</b>	<b>4.4</b>	<b>1,525</b>	<b>1,115</b>	<b>1,065</b>
Owner - Propriétaires	2,445	2,255	--	125	530	4.6	980	745	725
Tenant - Locataires	950	570	--	340	225	3.8	545	370	340
<b>1946-1951<sup>1</sup></b>	<b>6,035</b>	<b>4,090</b>	<b>200</b>	<b>1,690</b>	<b>1,210</b>	<b>3.8</b>	<b>3,175</b>	<b>2,225</b>	<b>2,165</b>
Owner - Propriétaires	2,075	1,800	--	190	370	4.4	1,165	905	900
Tenant - Locataires	3,960	2,290	145	1,500	840	3.4	2,010	1,320	1,265
<b>Calgary</b>									
<b>All household heads - Tous chefs de ménage</b>	<b>37,710</b>	<b>22,070</b>	<b>480</b>	<b>15,020</b>	<b>2,660</b>	<b>4.5</b>	<b>35,780</b>	<b>29,610</b>	<b>28,625</b>
Owner - Propriétaires	22,240	18,245	165	3,750	975	5.2	21,755	20,180	19,810
Tenant - Locataires	15,470	3,825	315	11,270	1,685	3.4	14,025	9,430	8,815
<b>Non-immigrant heads - Chefs non immigrés</b>	<b>21,470</b>	<b>11,725</b>	<b>270</b>	<b>9,400</b>	<b>1,480</b>	<b>4.4</b>	<b>20,285</b>	<b>16,530</b>	<b>16,080</b>
Owner - Propriétaires	11,380	9,380	--	1,875	435	5.2	11,095	10,335	10,235
Tenant - Locataires	10,090	2,345	190	7,525	1,045	3.4	9,200	6,195	5,845
<b>Immigrant heads - Chefs immigrés</b>	<b>16,240</b>	<b>10,345</b>	<b>210</b>	<b>5,620</b>	<b>1,180</b>	<b>4.6</b>	<b>15,485</b>	<b>13,080</b>	<b>12,545</b>
Owner - Propriétaires	10,860	8,865	--	1,875	540	5.2	10,660	9,845	9,575
Tenant - Locataires	5,380	1,480	125	3,745	640	3.5	4,825	3,235	2,970
<b>Before 1931 - Avant 1931</b>	<b>14,685</b>	<b>9,655</b>	<b>185</b>	<b>4,790</b>	<b>1,055</b>	<b>4.7</b>	<b>14,015</b>	<b>11,975</b>	<b>11,480</b>
Owner - Propriétaires	10,265	8,395	--	1,750	505	5.2	10,070	9,320	9,065
Tenant - Locataires	4,420	1,260	100	3,040	550	3.5	3,945	2,655	2,415
<b>1931-1945</b>	<b>390</b>	<b>195</b>	<b>--</b>	<b>190</b>	<b>--</b>	<b>4.6</b>	<b>370</b>	<b>280</b>	<b>270</b>
Owner - Propriétaires	235	180	--	--	--	5.8	235	195	190
Tenant - Locataires	155	--	--	135	--	2.7	135	--	--
<b>1946-1951<sup>1</sup></b>	<b>1,165</b>	<b>495</b>	<b>--</b>	<b>640</b>	<b>110</b>	<b>4.0</b>	<b>1,100</b>	<b>825</b>	<b>795</b>
Owner - Propriétaires	360	290	--	--	--	5.0	355	330	320
Tenant - Locataires	805	205	--	570	--	3.6	745	495	475

1. Up to June 1, 1951. - Jusqu'au 1<sup>er</sup> juin 1951.

TABLE 122. Households by period of immigration of household head and tenure showing specified dwelling attributes, for provinces and cities of 100,000 population and over, 1951 - Concluded

TABLEAU 122. Ménages selon la période d'immigration du chef et le mode d'occupation et certains attributs du logement, provinces et cités de 100,000 et plus, 1951 - fin

Period of immigration of household head and tenure Période d'immigration du chef de ménage et mode d'occupation	Total	Type of dwelling Genre de logement			Dwellings in need of major repair Logements ayant besoin de réparations importantes	Average number of rooms per dwelling Moyenne de pièces par logement	Dwellings with: Logements pourvus de:		
		Single detached Unique-maison seule	Single attached Unique-maison attenante	Apartments and flats Appartements et plain-pied			Running water Eau courante	Flush toilet (exclusive use) Toilettes avec chasse d'eau (usage exclusif)	Bath or shower (exclusive use) Baignoire ou douche (usage exclusif)
<b>ALBERTA - Con. - fin</b>									
<b>Edmonton</b>									
All household heads - Tous chefs de ménage	42,925	28,440	1,110	13,270	4,625	4.6	39,040	33,400	32,305
Owner - Propriétaires	26,325	23,055	315	2,930	2,025	5.2	24,475	22,700	22,185
Tenant - Locataires	16,600	5,385	795	10,340	2,600	3.6	14,565	10,700	10,120
Non-immigrant heads - Chefs non immigrés	25,315	16,120	670	8,430	2,630	4.5	23,275	20,095	19,540
Owner - Propriétaires	14,100	12,535	115	1,425	1,005	5.2	13,265	12,565	12,335
Tenant - Locataires	11,215	3,585	555	7,005	1,625	3.6	10,010	7,530	7,205
Immigrant heads - Chefs immigrés	17,610	12,320	440	4,840	1,995	4.7	15,765	13,305	12,765
Owner - Propriétaires	12,225	10,520	200	1,505	1,020	5.2	11,210	10,135	9,850
Tenant - Locataires	5,385	1,800	240	3,335	975	3.4	4,555	3,170	2,915
Before 1931 - Avant 1931	15,630	11,300	385	3,935	1,735	4.7	14,060	11,995	11,515
Owner - Propriétaires	11,420	9,840	185	1,395	940	5.2	10,485	9,505	9,250
Tenant - Locataires	4,210	1,460	200	2,540	795	3.4	3,575	2,490	2,265
1931-1945	630	415	--	190	--	4.7	585	475	430
Owner - Propriétaires	385	330	--	--	--	5.1	350	310	290
Tenant - Locataires	245	--	--	145	--	4.0	235	165	140
1946-1951 <sup>1</sup>	1,350	605	--	715	170	3.9	1,120	835	820
Owner - Propriétaires	420	350	--	--	--	4.9	375	320	310
Tenant - Locataires	930	255	--	650	120	3.4	745	515	510
<b>BRITISH COLUMBIA</b>									
All household heads - Tous chefs de ménage	337,780	277,065	13,405	45,880	33,530	4.6	294,120	257,895	252,620
Owner - Propriétaires	235,160	221,855	4,445	8,110	19,985	4.9	204,490	186,530	184,530
Tenant - Locataires	102,620	55,210	8,960	37,770	13,545	3.8	89,630	71,365	68,090
Non-immigrant heads - Chefs non immigrés	182,945	146,890	8,005	27,205	18,545	4.5	158,380	138,810	135,760
Owner - Propriétaires	119,045	112,490	2,200	3,930	10,595	4.9	102,380	93,645	92,505
Tenant - Locataires	63,900	34,400	5,805	23,275	7,950	3.8	56,000	45,165	43,255
Immigrant heads - Chefs immigrés	154,835	130,175	5,400	18,675	14,985	4.6	135,740	119,085	116,860
Owner - Propriétaires	116,115	109,365	2,245	4,180	9,390	4.9	102,110	92,885	92,025
Tenant - Locataires	38,720	20,810	3,155	14,495	5,595	3.8	33,630	26,200	24,835
Before 1931 - Avant 1931	142,305	120,455	4,865	16,465	13,705	4.7	125,110	110,060	108,065
Owner - Propriétaires	109,145	102,830	2,130	3,900	8,865	4.9	96,220	87,500	86,735
Tenant - Locataires	33,160	17,625	2,735	12,565	4,840	3.8	28,890	22,560	21,330
1931-1945	4,940	4,040	175	700	510	4.7	4,240	3,735	3,680
Owner - Propriétaires	3,370	3,175	--	120	235	5.1	2,855	2,620	2,595
Tenant - Locataires	1,570	865	115	580	275	3.8	1,385	1,115	1,085
1946-1951 <sup>1</sup>	7,590	5,680	360	1,510	770	4.2	6,390	5,290	5,115
Owner - Propriétaires	3,600	3,360	--	160	290	4.8	3,035	2,765	2,695
Tenant - Locataires	3,990	2,320	305	1,350	480	3.7	3,355	2,525	2,420
<b>Vancouver</b>									
All household heads - Tous chefs de ménage	101,330	68,485	4,000	28,420	5,495	4.8	100,200	90,850	89,060
Owner - Propriétaires	63,885	57,920	1,150	4,670	2,315	5.4	63,665	61,530	61,010
Tenant - Locataires	37,445	10,565	2,850	23,750	3,180	3.7	36,535	29,320	28,050
Non-immigrant heads - Chefs non immigrés	53,470	34,405	2,310	16,490	2,630	4.7	52,975	47,835	46,960
Owner - Propriétaires	31,090	28,265	550	2,220	1,015	5.4	31,005	30,090	29,845
Tenant - Locataires	22,380	6,140	1,760	14,270	1,615	3.7	21,970	17,745	17,115
Immigrant heads - Chefs immigrés	47,860	34,080	1,690	11,930	2,865	4.8	47,225	43,015	42,100
Owner - Propriétaires	32,795	29,655	600	2,450	1,300	5.3	32,660	31,440	31,165
Tenant - Locataires	15,065	4,425	1,090	9,480	1,565	3.7	14,565	11,575	10,935
Before 1931 - Avant 1931	44,130	31,915	1,530	10,530	2,680	4.8	43,530	39,800	38,965
Owner - Propriétaires	31,030	28,070	570	2,300	1,250	5.3	30,895	29,740	29,485
Tenant - Locataires	13,100	3,845	960	8,230	1,430	3.7	12,635	10,060	9,480
1931-1945	1,460	930	--	455	--	5.1	1,460	1,345	1,325
Owner - Propriétaires	845	760	--	--	--	6.0	845	820	815
Tenant - Locataires	615	170	--	385	--	3.8	615	525	510
1946-1951 <sup>1</sup>	2,270	1,235	--	945	110	4.3	2,235	1,870	1,810
Owner - Propriétaires	920	825	--	--	--	5.4	920	880	865
Tenant - Locataires	1,350	410	--	865	--	3.6	1,315	990	945

1. Up to June 1, 1951. - Jusqu'au 1<sup>er</sup> juin 1951.

**TABLE 123. Households by period of immigration of household head and tenure showing household size and composition, and number of crowded households, for provinces and cities of 100,000 population and over, 1951**

**TABLEAU 123. Ménages selon la période d'immigration du chef et le mode d'occupation, importance numérique et composition du ménage et nombre de ménages encombrés, provinces et cités de 100,000 et plus, 1951**

Period of immigration of household head and tenure Période d'immigration du chef de ménage et mode d'occupation	Total	Households by number of families Ménages selon le nombre de familles			Households by number of lodgers Ménages selon le nombre de chambreurs				Average number of persons per household Moyenne de personnes par ménage	Number of crowded households Nombre de ménages encombrés
		0	1	2+	0	1	2	3+		
		<b>CANADA</b>								
<b>All household heads - Tous chefs de ménage</b>	<b>3,409,295</b>	<b>385,010</b>	<b>2,794,860</b>	<b>229,425</b>	<b>3,081,085</b>	<b>171,310</b>	<b>73,480</b>	<b>83,420</b>	<b>4.0</b>	<b>641,820</b>
Owner - Propriétaires	2,236,955	231,700	1,840,300	164,955	2,027,900	107,790	47,970	53,295	4.1	384,330
Tenant - Locataires	1,172,340	153,310	954,560	64,470	1,053,185	63,520	25,510	30,125	3.7	257,490
<b>Non-immigrant heads - Chefs non immigrés</b>	<b>2,539,680</b>	<b>265,970</b>	<b>2,113,105</b>	<b>160,605</b>	<b>2,311,720</b>	<b>124,745</b>	<b>50,290</b>	<b>52,925</b>	<b>4.1</b>	<b>522,625</b>
Owner - Propriétaires	1,621,540	156,950	1,352,605	111,985	1,483,635	75,790	31,145	30,970	4.3	306,805
Tenant - Locataires	918,140	109,020	760,500	48,620	828,085	48,955	19,145	21,955	3.8	215,820
<b>Immigrant heads - Chefs immigrés</b>	<b>869,615</b>	<b>119,040</b>	<b>681,755</b>	<b>68,820</b>	<b>769,365</b>	<b>46,565</b>	<b>23,190</b>	<b>30,495</b>	<b>3.6</b>	<b>119,195</b>
Owner - Propriétaires	615,415	74,750	487,695	52,970	544,265	32,000	16,825	22,325	3.7	77,525
Tenant - Locataires	254,200	44,290	194,060	15,850	225,100	14,565	6,365	8,170	3.3	41,670
<b>Before 1931 - Avant 1931</b>	<b>770,405</b>	<b>109,965</b>	<b>602,305</b>	<b>58,135</b>	<b>685,285</b>	<b>41,135</b>	<b>19,815</b>	<b>24,170</b>	<b>3.5</b>	<b>96,740</b>
Owner - Propriétaires	568,900	71,410	450,970	46,520	505,920	29,685	15,095	18,200	3.6	68,270
Tenant - Locataires	201,505	38,555	151,335	11,615	179,365	11,450	4,720	5,970	3.3	28,470
<b>1931-1945</b>	<b>37,050</b>	<b>3,735</b>	<b>30,490</b>	<b>2,825</b>	<b>32,620</b>	<b>1,915</b>	<b>1,055</b>	<b>1,460</b>	<b>3.9</b>	<b>6,025</b>
Owner - Propriétaires	22,450	1,840	18,515	2,095	19,520	1,145	720	1,065	4.1	3,510
Tenant - Locataires	14,600	1,895	11,975	730	13,100	770	335	395	3.5	2,515
<b>1946-1951<sup>1</sup></b>	<b>62,160</b>	<b>5,340</b>	<b>48,960</b>	<b>7,860</b>	<b>51,460</b>	<b>3,515</b>	<b>2,320</b>	<b>4,865</b>	<b>4.0</b>	<b>16,430</b>
Owner - Propriétaires	24,065	1,500	18,210	4,355	18,825	1,170	1,010	3,060	4.5	5,745
Tenant - Locataires	38,095	3,840	30,750	3,505	32,635	2,345	1,310	1,805	3.7	10,685
<b>NEWFOUNDLAND</b>										
<b>All household heads - Tous chefs de ménage</b>	<b>70,980</b>	<b>4,230</b>	<b>59,110</b>	<b>7,640</b>	<b>66,690</b>	<b>2,505</b>	<b>860</b>	<b>925</b>	<b>5.0</b>	<b>23,030</b>
Owner - Propriétaires	61,540	3,820	50,980	6,740	58,100	2,105	660	675	5.0	19,095
Tenant - Locataires	9,440	410	8,130	900	8,590	400	200	250	4.9	3,935
<b>Non-immigrant heads - Chefs non immigrés</b>	<b>70,055</b>	<b>4,145</b>	<b>58,340</b>	<b>7,570</b>	<b>65,835</b>	<b>2,495</b>	<b>830</b>	<b>895</b>	<b>5.0</b>	<b>22,855</b>
Owner - Propriétaires	60,965	3,765	50,520	6,680	57,580	2,095	645	645	5.0	18,975
Tenant - Locataires	9,090	380	7,820	890	8,255	400	185	250	4.9	3,880
<b>Immigrant heads - Chefs immigrés</b>	<b>925</b>	<b>--</b>	<b>770</b>	<b>--</b>	<b>855</b>	<b>--</b>	<b>--</b>	<b>--</b>	<b>4.1</b>	<b>175</b>
Owner - Propriétaires	575	--	460	--	520	--	--	--	4.5	120
Tenant - Locataires	350	--	310	--	335	--	--	--	3.6	--
<b>Before 1931 - Avant 1931</b>	<b>635</b>	<b>--</b>	<b>530</b>	<b>--</b>	<b>595</b>	<b>--</b>	<b>--</b>	<b>--</b>	<b>4.2</b>	<b>115</b>
Owner - Propriétaires	460	--	370	--	425	--	--	--	4.5	--
Tenant - Locataires	175	--	160	--	170	--	--	--	3.5	--
<b>1931-1945</b>	<b>125</b>	<b>--</b>	<b>--</b>	<b>--</b>	<b>100</b>	<b>--</b>	<b>--</b>	<b>--</b>	<b>4.9</b>	<b>--</b>
Owner - Propriétaires	--	--	--	--	--	--	--	--	--	--
Tenant - Locataires	--	--	--	--	--	--	--	--	--	--
<b>1946-1951<sup>1</sup></b>	<b>165</b>	<b>--</b>	<b>150</b>	<b>--</b>	<b>160</b>	<b>--</b>	<b>--</b>	<b>--</b>	<b>3.2</b>	<b>--</b>
Owner - Propriétaires	--	--	--	--	--	--	--	--	--	--
Tenant - Locataires	120	--	110	--	115	--	--	--	3.3	--
<b>PRINCE EDWARD ISLAND</b>										
<b>All household heads - Tous chefs de ménage</b>	<b>22,455</b>	<b>2,730</b>	<b>18,230</b>	<b>1,495</b>	<b>20,865</b>	<b>980</b>	<b>360</b>	<b>250</b>	<b>4.3</b>	<b>3,515</b>
Owner - Propriétaires	18,305	2,310	14,725	1,270	17,275	710	205	115	4.3	2,575
Tenant - Locataires	4,150	420	3,505	225	3,590	270	155	135	4.2	940
<b>Non-immigrant heads - Chefs non immigrés</b>	<b>21,615</b>	<b>2,615</b>	<b>17,530</b>	<b>1,470</b>	<b>20,075</b>	<b>935</b>	<b>355</b>	<b>250</b>	<b>4.3</b>	<b>3,420</b>
Owner - Propriétaires	17,730	2,210	14,270	1,250	16,720	695	200	115	4.4	2,530
Tenant - Locataires	3,885	405	3,260	220	3,355	240	155	135	4.2	890
<b>Immigrant heads - Chefs immigrés</b>	<b>840</b>	<b>115</b>	<b>700</b>	<b>--</b>	<b>790</b>	<b>--</b>	<b>--</b>	<b>--</b>	<b>3.9</b>	<b>--</b>
Owner - Propriétaires	575	100	455	--	555	--	--	--	3.9	--
Tenant - Locataires	265	--	245	--	235	--	--	--	3.8	--
<b>Before 1931 - Avant 1931</b>	<b>655</b>	<b>--</b>	<b>550</b>	<b>--</b>	<b>615</b>	<b>--</b>	<b>--</b>	<b>--</b>	<b>3.8</b>	<b>--</b>
Owner - Propriétaires	470	--	385	--	460	--	--	--	3.8	--
Tenant - Locataires	185	--	165	--	155	--	--	--	3.9	--
<b>1931-1945</b>	<b>--</b>	<b>--</b>	<b>--</b>	<b>--</b>	<b>--</b>	<b>--</b>	<b>--</b>	<b>--</b>	<b>--</b>	<b>--</b>
Owner - Propriétaires	--	--	--	--	--	--	--	--	--	--
Tenant - Locataires	--	--	--	--	--	--	--	--	--	--
<b>1946-1951<sup>1</sup></b>	<b>--</b>	<b>--</b>	<b>--</b>	<b>--</b>	<b>--</b>	<b>--</b>	<b>--</b>	<b>--</b>	<b>--</b>	<b>--</b>
Owner - Propriétaires	--	--	--	--	--	--	--	--	--	--
Tenant - Locataires	--	--	--	--	--	--	--	--	--	--

1. Up to June 1, 1951. - Jusqu'au 1<sup>er</sup> juin 1951.

TABLE 123. Households by period of immigration of household head and tenure showing household size and composition, and number of crowded households, for provinces and cities of 100,000 population and over, 1951 - Continued

TABLEAU 123. Ménages selon la période d'immigration du chef et le mode d'occupation, importance numérique et composition du ménage et nombre de ménages encombrés, provinces et cités de 100,000 et plus, 1951 - suite

Period of immigration of household head and tenure Période d'immigration du chef de ménage et mode d'occupation	Total	Households by number of families Ménages selon le nombre de familles			Households by number of lodgers Ménages selon le nombre de chambreurs				Average number of persons per household Moyenne de personnes par ménage	Number of crowded households Nombre de ménages encombrés
		0	1	2+	0	1	2	3+		
<b>NOVA SCOTIA</b>										
<b>All household heads - Tous chefs de ménage</b>	<b>149,555</b>	<b>16,810</b>	<b>121,120</b>	<b>11,625</b>	<b>134,335</b>	<b>9,150</b>	<b>2,870</b>	<b>3,200</b>	<b>4.2</b>	<b>27,615</b>
Owner - Propriétaires	113,945	12,955	91,535	9,455	102,625	6,960	2,140	2,220	4.2	18,420
Tenant - Locataires	35,610	3,855	29,585	2,170	31,710	2,190	730	980	4.0	9,195
<b>Non-immigrant heads - Chefs non immigrés..</b>	<b>138,915</b>	<b>15,630</b>	<b>112,535</b>	<b>10,750</b>	<b>124,830</b>	<b>8,490</b>	<b>2,630</b>	<b>2,965</b>	<b>4.2</b>	<b>26,135</b>
Owner - Propriétaires	106,050	12,180	85,140	8,730	95,600	6,440	1,955	2,055	4.2	17,405
Tenant - Locataires	32,865	3,450	27,395	2,020	29,230	2,050	675	910	4.0	8,730
<b>Immigrant heads - Chefs immigrés</b>	<b>10,640</b>	<b>1,180</b>	<b>8,585</b>	<b>875</b>	<b>9,505</b>	<b>660</b>	<b>240</b>	<b>235</b>	<b>3.9</b>	<b>1,480</b>
Owner - Propriétaires	7,895	775	6,395	725	7,025	520	185	165	4.0	1,015
Tenant - Locataires	2,745	405	2,190	150	2,480	140	--	--	3.5	465
<b>Before 1931 - Avant 1931</b>	<b>8,830</b>	<b>1,025</b>	<b>7,005</b>	<b>800</b>	<b>7,855</b>	<b>580</b>	<b>200</b>	<b>195</b>	<b>3.9</b>	<b>1,205</b>
Owner - Propriétaires	6,885	695	5,515	675	6,115	475	165	130	4.0	875
Tenant - Locataires	1,945	330	1,490	125	1,740	105	--	--	3.5	330
<b>1931-1945</b>	<b>1,090</b>	<b>--</b>	<b>960</b>	<b>--</b>	<b>1,000</b>	<b>--</b>	<b>--</b>	<b>--</b>	<b>4.1</b>	<b>200</b>
Owner - Propriétaires	705	--	615	--	640	--	--	--	4.4	120
Tenant - Locataires	385	--	345	--	360	--	--	--	3.5	--
<b>1946-1951<sup>1</sup></b>	<b>720</b>	<b>--</b>	<b>620</b>	<b>--</b>	<b>650</b>	<b>--</b>	<b>--</b>	<b>--</b>	<b>3.3</b>	<b>--</b>
Owner - Propriétaires	305	--	265	--	270	--	--	--	3.4	--
Tenant - Locataires	415	--	355	--	380	--	--	--	3.2	--
<b>NEW BRUNSWICK</b>										
<b>All household heads - Tous chefs de ménage</b>	<b>114,010</b>	<b>11,115</b>	<b>94,650</b>	<b>8,245</b>	<b>104,780</b>	<b>6,095</b>	<b>1,635</b>	<b>1,500</b>	<b>4.4</b>	<b>24,130</b>
Owner - Propriétaires	81,210	7,780	66,770	6,660	75,200	4,025	1,005	980	4.6	17,755
Tenant - Locataires	32,800	3,335	27,880	1,585	29,580	2,070	630	520	3.9	6,375
<b>Non-immigrant heads - Chefs non immigrés..</b>	<b>107,020</b>	<b>10,295</b>	<b>88,970</b>	<b>7,755</b>	<b>98,365</b>	<b>5,790</b>	<b>1,475</b>	<b>1,390</b>	<b>4.5</b>	<b>23,255</b>
Owner - Propriétaires	76,705	7,275	63,135	6,295	71,005	3,860	930	910	4.7	17,175
Tenant - Locataires	30,315	3,020	25,835	1,460	27,360	1,930	545	480	4.0	6,080
<b>Immigrant heads - Chefs immigrés</b>	<b>6,990</b>	<b>820</b>	<b>5,680</b>	<b>490</b>	<b>6,415</b>	<b>305</b>	<b>160</b>	<b>110</b>	<b>3.8</b>	<b>875</b>
Owner - Propriétaires	4,505	505	3,635	365	4,195	165	--	--	4.0	580
Tenant - Locataires	2,485	315	2,045	125	2,220	140	--	--	3.6	295
<b>Before 1931 - Avant 1931</b>	<b>6,000</b>	<b>740</b>	<b>4,820</b>	<b>440</b>	<b>5,485</b>	<b>275</b>	<b>145</b>	<b>--</b>	<b>3.8</b>	<b>725</b>
Owner - Propriétaires	4,010	455	3,215	340	3,720	160	--	--	3.9	475
Tenant - Locataires	1,990	285	1,605	100	1,765	115	--	--	3.6	250
<b>1931-1945</b>	<b>570</b>	<b>--</b>	<b>480</b>	<b>--</b>	<b>540</b>	<b>--</b>	<b>--</b>	<b>--</b>	<b>4.0</b>	<b>--</b>
Owner - Propriétaires	330	--	270	--	320	--	--	--	4.3	--
Tenant - Locataires	240	--	210	--	220	--	--	--	3.5	--
<b>1946-1951<sup>1</sup></b>	<b>420</b>	<b>--</b>	<b>380</b>	<b>--</b>	<b>390</b>	<b>--</b>	<b>--</b>	<b>--</b>	<b>4.0</b>	<b>--</b>
Owner - Propriétaires	165	--	150	--	155	--	--	--	4.5	--
Tenant - Locataires	255	--	230	--	235	--	--	--	3.7	--
<b>QUÉBEC</b>										
<b>All household heads - Tous chefs de ménage</b>	<b>858,785</b>	<b>69,235</b>	<b>729,945</b>	<b>59,605</b>	<b>787,510</b>	<b>39,665</b>	<b>15,525</b>	<b>16,085</b>	<b>4.6</b>	<b>216,955</b>
Owner - Propriétaires	416,960	27,920	357,870	31,170	391,740	14,930	5,180	5,110	5.1	105,050
Tenant - Locataires	441,825	41,315	372,075	28,435	395,770	24,735	10,345	10,975	4.1	111,905
<b>Non-immigrant heads - Chefs non immigrés ..</b>	<b>767,880</b>	<b>59,995</b>	<b>655,655</b>	<b>52,230</b>	<b>707,620</b>	<b>33,765</b>	<b>12,975</b>	<b>13,520</b>	<b>4.7</b>	<b>204,980</b>
Owner - Propriétaires	385,740	25,520	331,620	28,600	363,485	13,240	4,545	4,470	5.2	101,775
Tenant - Locataires	382,140	34,475	324,035	23,630	344,135	20,525	8,430	9,050	4.1	103,205
<b>Immigrant heads - Chefs immigrés</b>	<b>90,905</b>	<b>9,240</b>	<b>74,290</b>	<b>7,375</b>	<b>79,890</b>	<b>5,900</b>	<b>2,550</b>	<b>2,565</b>	<b>3.7</b>	<b>11,975</b>
Owner - Propriétaires	31,220	2,400	26,250	2,570	28,255	1,690	635	640	4.0	3,275
Tenant - Locataires	59,685	6,840	48,040	4,805	51,635	4,210	1,915	1,925	3.6	8,700
<b>Before 1931 - Avant 1931</b>	<b>73,415</b>	<b>7,655</b>	<b>60,225</b>	<b>5,535</b>	<b>65,170</b>	<b>4,560</b>	<b>1,855</b>	<b>1,830</b>	<b>3.7</b>	<b>8,825</b>
Owner - Propriétaires	27,415	2,210	23,005	2,200	24,825	1,480	550	560	3.9	2,775
Tenant - Locataires	46,000	5,445	37,220	3,335	40,345	3,080	1,305	1,270	3.5	6,050
<b>1931-1945</b>	<b>7,065</b>	<b>600</b>	<b>5,980</b>	<b>485</b>	<b>6,255</b>	<b>480</b>	<b>185</b>	<b>145</b>	<b>3.9</b>	<b>1,065</b>
Owner - Propriétaires	2,440	140	2,085	215	2,205	155	--	--	4.4	340
Tenant - Locataires	4,625	460	3,895	270	4,050	325	130	120	3.6	725
<b>1946-1951<sup>1</sup></b>	<b>10,425</b>	<b>985</b>	<b>8,085</b>	<b>1,355</b>	<b>8,465</b>	<b>860</b>	<b>510</b>	<b>590</b>	<b>3.8</b>	<b>2,085</b>
Owner - Propriétaires	1,365	--	1,160	155	1,225	--	--	--	4.2	160
Tenant - Locataires	9,060	935	6,925	1,200	7,240	805	480	535	3.7	1,925

1. Up to June 1, 1951. - Jusqu'au 1<sup>er</sup> juin 1951.

TABLE 123. Households by period of immigration of household head and tenure showing household size and composition, and number of crowded households, for provinces and cities of 100,000 population and over, 1951 - Continued

TABLEAU 123. Ménages selon la période d'immigration du chef et le mode d'occupation, importance numérique et composition du ménage et nombre de ménages encombrés, provinces et cités de 100,000 et plus, 1951 - suite

Period of immigration of household head and tenure Période d'immigration du chef de ménage et mode d'occupation	Total	Households by number of families Ménages selon le nombre de familles			Households by number of lodgers Ménages selon le nombre de chambreurs				Average number of persons per household Moyenne de personnes par ménage	Number of crowded households Nombre de ménages encombrés
		0	1	2+	0	1	2	3+		
		<b>QUÉBEC - Con.-fin</b>								
<b>Montréal</b>										
All household heads - Tous chefs de ménage	247,485	28,385	196,490	22,610	214,855	15,395	7,645	9,590	4.0	51,940
Owner - Propriétaires	43,215	3,550	35,170	4,495	38,395	2,215	1,150	1,455	4.2	5,825
Tenant - Locataires	204,270	24,835	161,320	18,115	176,460	13,180	6,495	8,135	3.9	46,115
Non-immigrant heads - Chefs non immigrés	196,145	22,390	156,005	17,750	171,045	11,640	5,825	7,635	4.1	45,015
Owner - Propriétaires	32,320	2,840	26,175	3,305	28,855	1,545	810	1,110	4.3	4,845
Tenant - Locataires	163,825	19,550	129,830	14,445	142,190	10,095	5,015	6,525	4.0	40,170
Immigrant heads - Chefs immigrés	51,340	5,995	40,485	4,860	43,810	3,755	1,820	1,955	3.6	6,925
Owner - Propriétaires	10,895	710	8,995	1,190	9,540	670	340	345	3.9	980
Tenant - Locataires	40,445	5,285	31,490	3,670	34,270	3,085	1,480	1,610	3.6	5,945
Before 1931 - Avant 1931	40,710	4,815	32,345	3,550	35,240	2,800	1,290	1,380	3.6	4,955
Owner - Propriétaires	9,815	660	8,115	1,040	8,620	580	305	310	3.9	830
Tenant - Locataires	30,895	4,155	24,230	2,510	26,620	2,220	985	1,070	3.5	4,125
1931-1945	3,670	415	2,990	265	3,145	295	135	--	3.6	495
Owner - Propriétaires	665	--	550	--	560	--	--	--	4.2	--
Tenant - Locataires	3,005	385	2,440	180	2,585	225	105	--	3.4	410
1946-1951 <sup>1</sup>	6,960	765	5,150	1,045	5,425	660	395	480	3.7	1,475
Owner - Propriétaires	415	--	330	--	360	--	--	--	4.3	--
Tenant - Locataires	6,545	745	4,820	980	5,065	640	390	450	3.7	1,410
<b>Québec</b>										
All household heads - Tous chefs de ménage	34,970	3,605	29,565	1,800	31,960	1,680	655	675	4.4	9,015
Owner - Propriétaires	8,540	820	7,140	580	7,815	335	175	215	5.1	2,070
Tenant - Locataires	26,430	2,785	22,425	1,220	24,145	1,345	480	460	4.2	6,945
Non-immigrant heads - Chefs non immigrés	34,055	3,450	28,870	1,735	31,110	1,655	640	650	4.4	8,890
Owner - Propriétaires	8,365	775	7,030	560	7,665	320	170	210	5.1	2,025
Tenant - Locataires	25,690	2,675	21,840	1,175	23,445	1,335	470	440	4.2	6,865
Immigrant heads - Chefs immigrés	915	155	695	--	850	--	--	--	3.8	125
Owner - Propriétaires	175	--	110	--	150	--	--	--	4.9	--
Tenant - Locataires	740	110	585	--	700	--	--	--	3.6	--
Before 1931 - Avant 1931	715	120	535	--	655	--	--	--	3.9	105
Owner - Propriétaires	145	--	--	--	125	--	--	--	4.6	--
Tenant - Locataires	570	--	445	--	530	--	--	--	3.7	--
1931-1945	--	--	--	--	--	--	--	--	--	--
Owner - Propriétaires	--	--	--	--	--	--	--	--	--	--
Tenant - Locataires	--	--	--	--	--	--	--	--	--	--
1946-1951 <sup>1</sup>	120	--	100	--	120	--	--	--	3.2	--
Owner - Propriétaires	--	--	--	--	--	--	--	--	--	--
Tenant - Locataires	115	--	--	--	115	--	--	--	3.2	--
<b>ONTARIO</b>										
All household heads - Tous chefs de ménage	1,181,125	133,555	946,115	101,455	1,028,675	69,760	37,680	45,010	3.8	151,730
Owner - Propriétaires	821,335	85,740	656,935	78,660	710,870	48,785	28,660	33,020	3.9	86,845
Tenant - Locataires	359,790	47,815	289,180	22,795	317,805	20,975	9,020	11,990	3.6	64,885
Non-immigrant heads - Chefs non immigrés	859,435	101,780	696,380	61,275	760,650	48,940	23,950	25,895	3.8	114,060
Owner - Propriétaires	589,080	66,105	477,095	45,880	519,985	33,645	17,670	17,780	3.9	63,515
Tenant - Locataires	270,355	35,675	219,285	15,395	240,665	15,295	6,280	8,115	3.6	50,545
Immigrant heads - Chefs immigrés	321,690	31,775	249,735	40,180	268,025	20,820	13,730	19,115	3.8	37,670
Owner - Propriétaires	232,255	19,635	179,840	32,780	190,885	15,140	10,990	15,240	3.9	23,330
Tenant - Locataires	89,435	12,140	69,895	7,400	77,140	5,680	2,740	3,875	3.5	14,340
Before 1931 - Avant 1931	273,960	28,520	212,440	33,000	230,010	18,030	11,600	14,320	3.7	26,590
Owner - Propriétaires	207,270	18,280	161,230	27,760	172,290	13,700	9,620	11,660	3.8	18,240
Tenant - Locataires	66,690	10,240	51,210	5,240	57,720	4,330	1,980	2,660	3.4	8,350
1931-1945	16,375	1,350	13,255	1,770	13,660	920	730	1,065	4.0	2,220
Owner - Propriétaires	10,675	675	8,585	1,415	8,655	620	570	830	4.2	1,315
Tenant - Locataires	5,700	675	4,670	355	5,005	300	160	235	3.6	905
1946-1951 <sup>1</sup>	31,355	1,905	24,040	5,410	24,355	1,870	1,400	3,730	4.4	8,860
Owner - Propriétaires	14,310	680	10,025	3,605	9,940	820	800	2,750	5.0	3,775
Tenant - Locataires	17,045	1,225	14,015	1,805	14,415	1,050	600	980	4.0	5,085

1. Up to June 1, 1951. - Jusqu'au 1<sup>er</sup> juin 1951.

TABLE 123. Households by period of immigration of household head and tenure showing household size and composition, and number of crowded households, for provinces and cities of 100,000 population and over, 1951 - Continued

TABLEAU 123. Ménages selon la période d'immigration du chef et le mode d'occupation, importance numérique et composition du ménage et nombre de ménages encombrés, provinces et cités de 100,000 et plus, 1951 - suite

Period of immigration of household head and tenure Période d'immigration du chef de ménage et mode d'occupation	Total	Households by number of families Ménages selon le nombre de familles			Households by number of lodgers Ménages selon le nombre de chambreurs				Average number of persons per household Moyenne de personnes par ménage	Number of crowded households Nombre de ménages encombrés
		0	1	2+	0	1	2	3+		
		<b>ONTARIO - Con. - suite</b>								
<b>Hamilton</b>										
All household heads - Tous chefs de ménage	55,340	5,985	44,045	5,310	47,230	3,575	2,165	2,370	3.7	6,820
Owner - Propriétaires	36,090	3,105	28,895	4,090	30,225	2,465	1,625	1,775	3.9	3,540
Tenant - Locataires	19,250	2,880	15,150	1,220	17,005	1,110	540	595	3.3	3,280
Non-immigrant heads - Chefs non immigrés	32,310	3,845	25,970	2,495	28,275	1,910	1,090	1,035	3.7	4,330
Owner - Propriétaires	19,420	1,975	15,675	1,770	16,780	1,185	750	705	3.9	2,005
Tenant - Locataires	12,890	1,870	10,295	725	11,495	725	340	330	3.4	2,325
Immigrant heads - Chefs immigrés	23,030	2,140	18,075	2,815	18,955	1,665	1,075	1,335	3.8	2,490
Owner - Propriétaires	16,870	1,130	13,220	2,320	13,445	1,280	875	1,070	3.9	1,535
Tenant - Locataires	6,360	1,010	4,855	495	5,510	385	200	265	3.3	955
Before 1931 - Avant 1931	19,910	1,930	15,640	2,340	16,650	1,435	910	915	3.7	1,750
Owner - Propriétaires	15,055	1,075	11,990	1,990	12,355	1,170	765	765	3.8	1,185
Tenant - Locataires	4,855	855	3,650	350	4,295	265	145	150	3.2	565
1931-1945	970	--	810	--	825	--	--	--	3.7	145
Owner - Propriétaires	620	--	520	--	515	--	--	--	3.9	--
Tenant - Locataires	350	--	290	--	310	--	--	--	3.4	--
1946-1951 <sup>1</sup>	2,150	125	1,625	400	1,480	175	125	370	4.4	595
Owner - Propriétaires	995	--	710	270	575	--	--	270	5.4	290
Tenant - Locataires	1,155	110	915	130	905	100	--	100	3.6	305
<b>Ottawa</b>										
All household heads - Tous chefs de ménage	48,965	6,150	38,170	4,645	40,780	3,775	1,960	2,450	3.9	6,955
Owner - Propriétaires	21,260	2,030	16,950	2,280	17,570	1,695	985	1,010	4.1	1,900
Tenant - Locataires	27,705	4,120	21,220	2,365	23,210	2,080	975	1,440	3.8	5,055
Non-immigrant heads - Chefs non immigrés	40,005	5,115	31,180	3,710	33,250	3,125	1,555	2,075	4.0	6,150
Owner - Propriétaires	16,900	1,695	13,495	1,710	13,910	1,435	740	815	4.1	1,605
Tenant - Locataires	23,105	3,420	17,685	2,000	19,340	1,690	815	1,260	3.9	4,545
Immigrant heads - Chefs immigrés	8,960	1,035	6,990	935	7,530	650	405	375	3.6	805
Owner - Propriétaires	4,360	335	3,455	570	3,660	260	245	195	3.8	295
Tenant - Locataires	4,600	700	3,535	365	3,870	390	160	180	3.5	510
Before 1931 - Avant 1931	7,760	900	6,020	840	6,490	595	345	330	3.7	640
Owner - Propriétaires	4,040	320	3,190	530	3,405	245	210	180	3.8	250
Tenant - Locataires	3,720	580	2,830	310	3,085	350	135	150	3.5	390
1931-1945	605	--	495	--	515	--	--	--	3.5	--
Owner - Propriétaires	215	--	185	--	165	--	--	--	4.1	--
Tenant - Locataires	390	--	310	--	350	--	--	--	3.1	--
1946-1951 <sup>1</sup>	595	--	475	--	525	--	--	--	3.5	100
Owner - Propriétaires	105	--	--	--	--	--	--	--	4.2	--
Tenant - Locataires	490	--	395	--	435	--	--	--	3.3	--
<b>Toronto</b>										
All household heads - Tous chefs de ménage	157,175	20,940	102,795	33,440	109,035	14,370	13,140	20,630	4.2	20,815
Owner - Propriétaires	97,795	9,265	63,595	24,935	63,215	9,295	9,980	15,305	4.5	10,490
Tenant - Locataires	59,380	11,675	39,200	8,505	45,820	5,075	3,160	5,325	3.7	10,125
Non-immigrant heads - Chefs non immigrés	88,435	14,570	58,095	15,770	63,735	8,075	6,870	9,755	4.0	10,915
Owner - Propriétaires	50,875	6,315	33,860	10,700	34,495	4,830	4,970	6,580	4.3	4,520
Tenant - Locataires	37,560	8,255	24,235	5,070	29,240	3,245	1,900	3,175	3.6	6,395
Immigrant heads - Chefs immigrés	68,740	6,370	44,700	17,670	45,300	6,295	6,270	10,875	4.4	9,700
Owner - Propriétaires	46,920	2,950	29,735	14,235	28,720	4,465	5,010	8,725	4.7	5,970
Tenant - Locataires	21,820	3,420	14,965	3,435	16,580	1,830	1,260	2,150	3.8	3,730
Before 1931 - Avant 1931	59,375	5,725	39,415	14,235	40,310	5,605	5,350	8,110	4.3	6,580
Owner - Propriétaires	41,855	2,795	27,415	11,645	26,755	4,150	4,395	6,555	4.5	4,175
Tenant - Locataires	17,520	2,930	12,000	2,590	13,555	1,455	955	1,555	3.7	2,405
1931-1945	3,100	260	2,050	790	1,870	255	380	595	4.8	560
Owner - Propriétaires	1,820	--	1,120	630	880	155	305	480	5.4	330
Tenant - Locataires	1,280	190	930	160	990	100	--	115	3.9	230
1946-1951 <sup>1</sup>	6,265	385	3,235	2,645	3,120	435	540	2,170	5.7	2,560
Owner - Propriétaires	3,245	--	1,200	1,960	1,085	160	310	1,690	7.1	1,465
Tenant - Locataires	3,020	300	2,035	685	2,035	275	230	480	4.3	1,095

1. Up to June 1, 1951. - Jusqu'au 1<sup>er</sup> juin 1951.

TABLE 123. Households by period of immigration of household head and tenure showing household size and composition, and number of crowded households, for provinces and cities of 100,000 population and over, 1951 - Continued

TABLEAU 123. Ménages selon la période d'immigration du chef et le mode d'occupation, importance numérique et composition du ménage et nombre de ménages encombrés, provinces et cités de 100,000 et plus, 1951 - suite

Period of immigration of household head and tenure Période d'immigration du chef de ménage et mode d'occupation	Total	Households by number of families Ménages selon le nombre de familles			Households by number of lodgers Ménages selon le nombre de chambreurs				Average number of persons per household Moyenne de personnes par ménage	Number of crowded households Nombre de ménages encombrés
		0	1	2+	0	1	2	3+		
		<b>ONTARIO - Con.-fin</b>								
<b>Windsor</b>										
All household heads - Tous chefs de ménage	31,815	3,415	26,145	2,255	27,350	2,095	1,160	1,210	3.7	4,295
Owner - Propriétaires	17,300	1,440	14,280	1,580	14,345	1,315	790	850	3.9	1,690
Tenant - Locataires	14,515	1,975	11,865	675	13,005	780	370	360	3.4	2,605
Non-immigrant heads - Chefs non immigrés	20,015	2,180	16,540	1,295	17,645	1,145	610	615	3.7	2,990
Owner - Propriétaires	9,765	820	8,140	805	8,305	695	370	395	4.0	1,025
Tenant - Locataires	10,250	1,360	8,400	490	9,340	450	240	220	3.5	1,965
Immigrant heads - Chefs immigrés	11,800	1,235	9,605	960	9,705	950	550	595	3.7	1,305
Owner - Propriétaires	7,535	620	6,140	775	6,040	620	420	455	3.9	665
Tenant - Locataires	4,265	615	3,465	185	3,665	330	130	140	3.3	640
Before 1931 - Avant 1931	9,990	985	8,210	795	8,280	835	430	445	3.6	960
Owner - Propriétaires	6,855	555	5,615	685	5,555	570	365	365	3.8	565
Tenant - Locataires	3,135	430	2,595	110	2,725	265	--	--	3.3	395
1931-1945	565	--	440	--	460	--	--	--	3.7	--
Owner - Propriétaires	325	--	255	--	240	--	--	--	4.1	--
Tenant - Locataires	240	--	185	--	220	--	--	--	3.1	--
1946-1951 <sup>1</sup>	1,245	170	955	120	965	--	--	110	3.8	280
Owner - Propriétaires	355	--	270	--	245	--	--	--	4.6	--
Tenant - Locataires	890	140	685	--	720	--	--	--	3.5	210
<b>MANITOBA</b>										
All household heads - Tous chefs de ménage	202,400	22,555	170,175	9,670	186,315	8,780	3,080	4,225	3.7	39,675
Owner - Propriétaires	144,645	13,595	123,595	7,455	133,670	6,180	2,020	2,775	3.9	28,670
Tenant - Locataires	57,755	8,960	46,580	2,215	52,645	2,600	1,060	1,450	3.3	11,005
Non-immigrant heads - Chefs non immigrés	125,735	12,950	107,840	4,945	116,400	5,480	1,810	2,045	3.9	28,185
Owner - Propriétaires	86,885	7,640	75,595	3,650	80,860	3,695	1,140	1,190	4.1	20,280
Tenant - Locataires	38,850	5,310	32,245	1,295	35,540	1,785	670	855	3.4	7,905
Immigrant heads - Chefs immigrés	76,665	9,605	62,335	4,725	69,915	3,300	1,270	2,180	3.5	11,490
Owner - Propriétaires	57,760	5,955	48,000	3,805	52,810	2,485	880	1,585	3.6	8,390
Tenant - Locataires	18,905	3,650	14,335	920	17,105	815	390	595	3.1	3,100
Before 1931 - Avant 1931	70,980	9,120	57,525	4,335	64,760	3,130	1,145	1,945	3.5	9,765
Owner - Propriétaires	55,030	5,795	45,645	3,590	50,360	2,380	825	1,465	3.6	7,670
Tenant - Locataires	15,950	3,325	11,880	745	14,400	750	320	480	3.0	2,095
1931-1945	1,885	155	1,645	--	1,750	--	--	--	4.0	485
Owner - Propriétaires	1,245	--	1,115	--	1,135	--	--	--	4.2	310
Tenant - Locataires	640	--	530	--	615	--	--	--	3.7	175
1946-1951 <sup>1</sup>	3,800	330	3,165	305	3,405	100	105	190	3.8	1,240
Owner - Propriétaires	1,485	--	1,240	165	1,315	--	--	--	4.3	410
Tenant - Locataires	2,315	250	1,925	140	2,090	--	--	105	3.5	830
<b>Winnipeg</b>										
All household heads - Tous chefs de ménage	64,630	7,655	52,025	4,950	55,790	3,720	1,730	3,390	3.6	8,575
Owner - Propriétaires	34,280	2,225	28,670	3,385	28,995	2,165	990	2,130	3.9	3,215
Tenant - Locataires	30,350	5,430	23,355	1,565	26,795	1,555	740	1,260	3.2	5,360
Non-immigrant heads - Chefs non immigrés	34,035	4,095	27,850	2,090	29,740	1,960	830	1,505	3.6	4,970
Owner - Propriétaires	15,530	970	13,345	1,215	13,390	995	390	755	4.0	1,525
Tenant - Locataires	18,505	3,125	14,505	875	16,350	965	440	750	3.3	3,445
Immigrant heads - Chefs immigrés	30,595	3,560	24,175	2,860	26,050	1,760	900	1,885	3.5	3,605
Owner - Propriétaires	18,750	1,255	15,325	2,170	15,605	1,170	600	1,375	3.8	1,690
Tenant - Locataires	11,845	2,305	8,850	690	10,445	590	300	510	3.0	1,915
Before 1931 - Avant 1931	27,755	3,355	21,815	2,585	23,605	1,655	805	1,690	3.5	2,765
Owner - Propriétaires	17,775	1,220	14,540	2,015	14,835	1,115	565	1,260	3.8	1,505
Tenant - Locataires	9,980	2,135	7,275	570	8,770	540	240	430	3.0	1,260
1931-1945	705	--	605	--	610	--	--	--	4.0	150
Owner - Propriétaires	370	--	320	--	295	--	--	--	4.3	--
Tenant - Locataires	335	--	285	--	315	--	--	--	3.7	--
1946-1951 <sup>1</sup>	2,135	160	1,755	220	1,835	--	--	155	3.8	690
Owner - Propriétaires	605	--	465	125	475	--	--	--	4.7	130
Tenant - Locataires	1,530	145	1,290	--	1,360	--	--	--	3.4	560

1. Up to June 1, 1951. - Jusqu'au 1<sup>er</sup> juin 1951.



**TABLE 123. Households by period of immigration of household head and tenure showing household size and composition, and number of crowded households, for provinces and cities of 100,000 population and over, 1951 - Continued**

**TABLEAU 123. Ménages selon la période d'immigration du chef et le mode d'occupation, importance numérique et composition du ménage et nombre de ménages encombrés, provinces et cités de 100,000 et plus, 1951 - suite**

Period of immigration of household head and tenure Période d'immigration du chef de ménage et mode d'occupation	Total	Households by number of families Ménages selon le nombre de familles			Households by number of lodgers Ménages selon le nombre de chambreurs				Average number of persons per household Moyenne de personnes par ménage	Number of crowded households Nombre de ménages encombrés
		0	1	2+	0	1	2	3+		
<b>SASKATCHEWAN</b>										
<b>All household heads - Tous chefs de ménage</b>	<b>221,455</b>	<b>33,075</b>	<b>181,545</b>	<b>6,835</b>	<b>207,540</b>	<b>9,170</b>	<b>2,335</b>	<b>2,410</b>	<b>3.7</b>	<b>50,770</b>
Owner - Propriétaires	164,800	22,635	138,575	5,590	154,630	6,625	1,765	1,780	3.8	38,285
Tenant - Locataires	56,655	10,440	44,970	1,245	52,910	2,545	570	630	3.3	12,485
<b>Non-immigrant heads - Chefs non immigrants</b>	<b>130,925</b>	<b>17,280</b>	<b>109,975</b>	<b>3,670</b>	<b>122,635</b>	<b>5,620</b>	<b>1,400</b>	<b>1,270</b>	<b>3.8</b>	<b>33,470</b>
Owner - Propriétaires	90,540	10,455	77,270	2,815	84,920	3,745	1,000	875	4.0	24,110
Tenant - Locataires	40,385	6,825	32,705	855	37,715	1,875	400	395	3.4	9,360
<b>Immigrant heads - Chefs immigrants</b>	<b>90,530</b>	<b>15,795</b>	<b>71,570</b>	<b>3,165</b>	<b>84,905</b>	<b>3,550</b>	<b>935</b>	<b>1,140</b>	<b>3.5</b>	<b>17,300</b>
Owner - Propriétaires	74,260	12,180	59,305	2,775	69,710	2,880	765	905	3.6	14,175
Tenant - Locataires	16,270	3,615	12,265	390	15,195	670	170	235	3.2	3,125
<b>Before 1931 - Avant 1931</b>	<b>87,460</b>	<b>15,410</b>	<b>69,025</b>	<b>3,025</b>	<b>82,015</b>	<b>3,440</b>	<b>905</b>	<b>1,100</b>	<b>3.5</b>	<b>16,385</b>
Owner - Propriétaires	72,480	11,990	57,825	2,665	68,025	2,825	745	885	3.6	13,625
Tenant - Locataires	14,980	3,420	11,200	360	13,990	615	160	215	3.2	2,760
<b>1931-1945</b>	<b>1,515</b>	<b>205</b>	<b>1,235</b>	<b>--</b>	<b>1,445</b>	<b>--</b>	<b>--</b>	<b>--</b>	<b>4.0</b>	<b>400</b>
Owner - Propriétaires	1,105	115	915	--	1,045	--	--	--	4.2	330
Tenant - Locataires	410	--	320	--	400	--	--	--	3.5	--
<b>1946-1951<sup>1</sup></b>	<b>1,555</b>	<b>180</b>	<b>1,310</b>	<b>--</b>	<b>1,445</b>	<b>--</b>	<b>--</b>	<b>--</b>	<b>3.6</b>	<b>515</b>
Owner - Propriétaires	675	--	565	--	640	--	--	--	3.7	220
Tenant - Locataires	880	105	745	--	805	--	--	--	3.5	295
<b>ALBERTA</b>										
<b>All household heads - Tous chefs de ménage</b>	<b>250,750</b>	<b>38,305</b>	<b>203,370</b>	<b>9,075</b>	<b>232,670</b>	<b>10,645</b>	<b>3,805</b>	<b>3,630</b>	<b>3.6</b>	<b>56,300</b>
Owner - Propriétaires	179,055	23,685	148,130	7,240	166,540	7,375	2,570	2,570	3.8	38,415
Tenant - Locataires	71,695	14,620	55,240	1,835	66,130	3,270	1,235	1,060	3.3	17,885
<b>Non-immigrant heads - Chefs non immigrants</b>	<b>135,155</b>	<b>17,675</b>	<b>113,325</b>	<b>4,155</b>	<b>125,405</b>	<b>5,825</b>	<b>2,210</b>	<b>1,715</b>	<b>3.7</b>	<b>34,550</b>
Owner - Propriétaires	88,800	9,520	76,160	3,120	82,730	3,635	1,325	1,110	4.0	22,305
Tenant - Locataires	46,355	8,155	37,165	1,035	42,675	2,190	885	605	3.3	12,245
<b>Immigrant heads - Chefs immigrants</b>	<b>115,595</b>	<b>20,630</b>	<b>90,045</b>	<b>4,920</b>	<b>107,265</b>	<b>4,820</b>	<b>1,595</b>	<b>1,915</b>	<b>3.5</b>	<b>21,750</b>
Owner - Propriétaires	90,255	14,165	71,970	4,120	83,810	3,740	1,245	1,460	3.6	16,110
Tenant - Locataires	25,340	6,465	18,075	800	23,455	1,080	350	455	3.1	5,640
<b>Before 1931 - Avant 1931</b>	<b>106,165</b>	<b>19,440</b>	<b>82,240</b>	<b>4,485</b>	<b>98,540</b>	<b>4,465</b>	<b>1,450</b>	<b>1,710</b>	<b>3.4</b>	<b>18,885</b>
Owner - Propriétaires	85,735	13,710	68,160	3,865	79,635	3,585	1,170	1,345	3.5	14,965
Tenant - Locataires	20,430	5,730	14,080	620	18,905	880	280	365	3.0	3,920
<b>1931-1945</b>	<b>3,395</b>	<b>460</b>	<b>2,785</b>	<b>150</b>	<b>3,150</b>	<b>125</b>	<b>--</b>	<b>--</b>	<b>3.8</b>	<b>895</b>
Owner - Propriétaires	2,445	270	2,040	135	2,275	--	--	--	4.0	655
Tenant - Locataires	950	190	745	--	875	--	--	--	3.3	240
<b>1946-1951<sup>1</sup></b>	<b>6,035</b>	<b>730</b>	<b>5,020</b>	<b>285</b>	<b>5,575</b>	<b>230</b>	<b>110</b>	<b>120</b>	<b>3.7</b>	<b>1,970</b>
Owner - Propriétaires	2,075	185	1,770	120	1,900	--	--	--	3.8	490
Tenant - Locataires	3,960	545	3,250	165	3,675	150	--	--	3.7	1,480
<b>Calgary</b>										
<b>All household heads - Tous chefs de ménage</b>	<b>37,710</b>	<b>6,085</b>	<b>29,890</b>	<b>1,735</b>	<b>33,705</b>	<b>1,925</b>	<b>1,000</b>	<b>1,080</b>	<b>3.3</b>	<b>5,080</b>
Owner - Propriétaires	22,240	2,215	18,745	1,280	19,665	1,200	655	720	3.5	2,225
Tenant - Locataires	15,470	3,870	11,145	455	14,040	725	345	360	2.9	2,855
<b>Non-immigrant heads - Chefs non immigrants</b>	<b>21,470</b>	<b>3,385</b>	<b>17,285</b>	<b>800</b>	<b>19,355</b>	<b>1,120</b>	<b>550</b>	<b>445</b>	<b>3.3</b>	<b>3,225</b>
Owner - Propriétaires	11,380	1,070	9,755	555	10,160	630	320	270	3.6	1,165
Tenant - Locataires	10,090	2,315	7,530	245	9,195	490	230	175	2.9	2,060
<b>Immigrant heads - Chefs immigrants</b>	<b>16,240</b>	<b>2,700</b>	<b>12,605</b>	<b>935</b>	<b>14,350</b>	<b>805</b>	<b>450</b>	<b>635</b>	<b>3.2</b>	<b>1,855</b>
Owner - Propriétaires	10,860	1,145	8,990	725	9,505	570	335	450	3.4	1,060
Tenant - Locataires	5,380	1,555	3,615	210	4,845	235	115	185	2.8	795
<b>Before 1931 - Avant 1931</b>	<b>14,685</b>	<b>2,470</b>	<b>11,345</b>	<b>870</b>	<b>12,925</b>	<b>755</b>	<b>425</b>	<b>580</b>	<b>3.2</b>	<b>1,620</b>
Owner - Propriétaires	10,265	1,110	8,455	700	8,985	545	325	410	3.4	975
Tenant - Locataires	4,420	1,360	2,890	170	3,940	210	100	170	2.7	645
<b>1931-1945</b>	<b>390</b>	<b>--</b>	<b>285</b>	<b>--</b>	<b>350</b>	<b>--</b>	<b>--</b>	<b>--</b>	<b>3.4</b>	<b>--</b>
Owner - Propriétaires	235	--	185	--	200	--	--	--	4.1	--
Tenant - Locataires	155	--	100	--	150	--	--	--	2.2	--
<b>1946-1951<sup>1</sup></b>	<b>1,165</b>	<b>150</b>	<b>975</b>	<b>--</b>	<b>1,075</b>	<b>--</b>	<b>--</b>	<b>--</b>	<b>3.2</b>	<b>200</b>
Owner - Propriétaires	360	--	350	--	320	--	--	--	4.0	--
Tenant - Locataires	805	145	625	--	755	--	--	--	2.9	140

1. Up to June 1, 1951. - Jusqu'au 1<sup>er</sup> juin 1951.

TABLE 123. Households by period of immigration of household head and tenure showing household size and composition, and number of crowded households, for provinces and cities of 100,000 population and over, 1951 - Concluded

TABLEAU 123. Ménages selon la période d'immigration du chef et le mode d'occupation, importance numérique et composition du ménage et nombre de ménages encombrés, provinces et cités de 100,000 et plus, 1951 - fin

Period of immigration of household head and tenure Période d'immigration du chef de ménage et mode d'occupation	Total	Households by number of families Ménages selon le nombre de familles			Households by number of lodgers Ménages selon le nombre de chambreurs				Average number of persons per household Moyenne de personnes par ménage	Number of crowded households Nombre de ménages encombrés
		0	1	2+	0	1	2	3+		
<b>ALBERTA - Con.-fin</b>										
<b>Edmonton</b>										
All household heads - Tous chefs de ménage	42,925	5,685	34,830	2,410	37,475	2,745	1,315	1,390	3.6	7,165
Owner - Propriétaires	26,325	1,990	22,515	1,820	22,705	1,715	890	1,015	3.8	3,450
Tenant - Locataires	16,600	3,695	12,315	590	14,770	1,030	425	375	3.1	3,715
Non-immigrant heads - Chefs non immigrés	25,315	3,175	20,875	1,265	22,165	1,680	775	695	3.6	4,525
Owner - Propriétaires	14,100	925	12,315	860	12,290	920	440	450	3.9	1,940
Tenant - Locataires	11,215	2,250	8,560	405	9,875	760	335	245	3.2	2,585
Immigrant heads - Chefs immigrés	17,610	2,510	13,955	1,145	15,310	1,065	540	695	3.5	2,640
Owner - Propriétaires	12,225	1,065	10,200	960	10,415	795	450	565	3.7	1,510
Tenant - Locataires	5,385	1,445	3,755	185	4,895	270	--	130	3.0	1,130
Before 1931 - Avant 1931	15,630	2,310	12,295	1,025	13,580	975	465	610	3.5	2,170
Owner - Propriétaires	11,420	1,045	9,500	875	9,725	770	405	520	3.7	1,350
Tenant - Locataires	4,210	1,265	2,795	150	3,855	205	--	--	2.9	820
1931-1945	630	--	535	--	540	--	--	--	4.0	145
Owner - Propriétaires	385	--	330	--	325	--	--	--	4.4	105
Tenant - Locataires	245	--	205	--	215	--	--	--	3.3	--
1946-1951 <sup>1</sup>	1,350	160	1,125	--	1,190	--	--	--	3.4	325
Owner - Propriétaires	420	--	370	--	365	--	--	--	3.7	--
Tenant - Locataires	930	150	755	--	825	--	--	--	3.3	270
<b>BRITISH COLUMBIA</b>										
All household heads - Tous chefs de ménage	337,780	53,400	270,600	13,780	311,705	14,560	5,330	6,185	3.3	48,100
Owner - Propriétaires	235,160	31,260	193,185	10,715	217,250	10,095	3,765	4,050	3.4	29,220
Tenant - Locataires	102,620	22,140	77,415	3,065	94,455	4,465	1,565	2,135	3.1	18,880
Non-immigrant heads - Chefs non immigrés	182,945	23,605	152,555	6,785	169,905	7,405	2,655	2,980	3.5	31,715
Owner - Propriétaires	119,045	12,280	101,800	4,965	110,750	4,740	1,735	1,820	3.7	18,735
Tenant - Locataires	63,900	11,325	50,755	1,820	59,155	2,665	920	1,160	3.2	12,980
Immigrant heads - Chefs immigrés	154,835	29,795	118,045	6,995	141,800	7,155	2,675	3,205	3.1	16,385
Owner - Propriétaires	116,115	18,980	91,385	5,750	106,500	5,355	2,030	2,230	3.2	10,485
Tenant - Locataires	38,720	10,815	26,660	1,245	35,300	1,800	645	975	2.8	5,900
Before 1931 - Avant 1931	142,305	27,920	107,945	6,440	130,240	6,615	2,490	2,960	3.1	14,175
Owner - Propriétaires	109,145	18,165	85,620	5,360	100,065	5,070	1,930	2,080	3.1	9,520
Tenant - Locataires	33,160	9,755	22,325	1,080	30,175	1,545	560	880	2.8	4,655
1931-1945	4,940	790	3,990	160	4,640	205	--	--	3.3	625
Owner - Propriétaires	3,370	430	2,795	145	3,140	155	--	--	3.5	350
Tenant - Locataires	1,570	360	1,195	--	1,500	--	--	--	2.8	275
1946-1951 <sup>1</sup>	7,590	1,085	6,110	395	6,920	335	145	190	3.3	1,585
Owner - Propriétaires	3,600	385	2,970	245	3,295	130	--	100	3.6	615
Tenant - Locataires	3,990	700	3,140	150	3,625	205	--	--	3.1	970
<b>Vancouver</b>										
All household heads - Tous chefs de ménage	101,330	16,540	78,665	6,125	89,330	5,730	2,605	3,665	3.3	10,020
Owner - Propriétaires	63,885	6,570	52,765	4,550	56,240	3,635	1,790	2,220	3.5	4,760
Tenant - Locataires	37,445	9,970	25,900	1,575	33,090	2,095	815	1,445	2.9	5,260
Non-immigrant heads - Chefs non immigrés	53,470	7,925	42,735	2,810	47,705	2,840	1,235	1,690	3.3	5,815
Owner - Propriétaires	31,090	2,620	26,560	1,910	27,745	1,625	795	925	3.6	2,560
Tenant - Locataires	22,380	5,305	16,175	900	19,960	1,215	440	765	3.0	3,255
Immigrant heads - Chefs immigrés	47,860	8,615	35,930	3,315	41,625	2,890	1,370	1,975	3.2	4,205
Owner - Propriétaires	32,795	3,950	26,205	2,640	28,495	2,010	995	1,295	3.3	2,200
Tenant - Locataires	15,065	4,665	9,725	675	13,130	880	375	680	2.8	2,005
Before 1931 - Avant 1931	44,130	7,995	33,055	3,080	38,320	2,700	1,265	1,845	3.2	3,680
Owner - Propriétaires	31,030	3,795	24,770	2,465	26,930	1,930	950	1,220	3.3	2,015
Tenant - Locataires	13,100	4,200	8,285	615	11,390	770	315	625	2.8	1,665
1931-1945	1,460	245	1,165	--	1,355	--	--	--	3.1	120
Owner - Propriétaires	845	--	705	--	780	--	--	--	3.6	--
Tenant - Locataires	615	155	460	--	575	--	--	--	2.5	--
1946-1951 <sup>1</sup>	2,270	375	1,710	185	1,950	130	--	105	3.4	405
Owner - Propriétaires	920	--	730	125	785	--	--	--	4.0	135
Tenant - Locataires	1,350	310	980	--	1,165	--	--	--	3.0	270

1. Up to June 1, 1951. - Jusqu'au 1<sup>er</sup> juin 1951.

**TABLE 124. Households by period of immigration of household head and tenure showing specified household facilities and conveniences, for provinces and cities of 100,000 population and over, 1951**

**TABLEAU 124. Ménages selon la période d'immigration du chef et le mode d'occupation et possédant certaines commodités ménagères et de confort, provinces et cités de 100,000 et plus, 1951**

Period of immigration of household head and tenure Période d'immigration du chef de ménage et mode d'occupation	Total	Households with: Ménages pourvus de:						
		Electric or gas range Cuisinière électrique ou à gaz	Mechanical refrigeration Réfrigération mécanique	Powered washing machine Lessiveuse mécanique	Electric vacuum cleaner Aspirateur électrique	Telephone Téléphone	Radio	Passenger automobile Automobile de tourisme
<b>CANADA</b>								
<b>All household heads - Tous chefs de ménage</b>	<b>3,409,295</b>	<b>1,699,440</b>	<b>1,594,980</b>	<b>2,471,475</b>	<b>1,413,610</b>	<b>2,028,450</b>	<b>3,143,555</b>	<b>1,442,595</b>
Owner - Propriétaires	2,236,955	988,715	1,030,475	1,697,100	980,195	1,327,520	2,053,640	1,055,365
Tenant - Locataires	1,172,340	710,725	564,505	774,375	433,415	700,930	1,089,915	387,230
<b>Non-immigrant heads - Chefs non immigrés</b>	<b>2,539,680</b>	<b>1,201,440</b>	<b>1,169,855</b>	<b>1,870,530</b>	<b>1,004,695</b>	<b>1,498,885</b>	<b>2,344,165</b>	<b>1,072,770</b>
Owner - Propriétaires	1,621,540	662,980	729,930	1,236,050	674,615	949,750	1,483,495	766,055
Tenant - Locataires	918,140	538,460	439,925	634,480	330,080	549,135	860,670	306,715
<b>Immigrant heads - Chefs immigrés</b>	<b>869,615</b>	<b>498,000</b>	<b>425,125</b>	<b>600,945</b>	<b>408,915</b>	<b>529,565</b>	<b>799,390</b>	<b>369,825</b>
Owner - Propriétaires	615,415	325,735	300,545	461,050	305,580	377,770	570,145	289,310
Tenant - Locataires	254,200	172,265	124,580	139,895	103,335	151,795	229,245	80,515
<b>Before 1931 - Avant 1931</b>	<b>770,405</b>	<b>430,530</b>	<b>378,080</b>	<b>542,835</b>	<b>373,670</b>	<b>475,905</b>	<b>713,070</b>	<b>332,620</b>
Owner - Propriétaires	568,900	295,625	277,480	427,575	285,570	350,185	528,590	268,530
Tenant - Locataires	201,505	134,905	100,600	115,260	88,100	125,720	184,480	64,090
<b>1931-1945</b>	<b>37,050</b>	<b>24,255</b>	<b>20,685</b>	<b>26,005</b>	<b>17,180</b>	<b>23,575</b>	<b>34,420</b>	<b>16,950</b>
Owner - Propriétaires	22,450	13,515	12,510	17,330	11,170	14,275	20,745	11,575
Tenant - Locataires	14,600	10,740	8,175	8,675	6,010	9,300	13,675	5,375
<b>1946-1951<sup>1</sup></b>	<b>62,160</b>	<b>43,215</b>	<b>26,360</b>	<b>32,105</b>	<b>18,065</b>	<b>30,085</b>	<b>51,900</b>	<b>20,255</b>
Owner - Propriétaires	24,065	16,595	10,555	16,145	8,840	13,310	20,810	9,205
Tenant - Locataires	38,095	26,620	15,805	15,960	9,225	16,775	31,090	11,050
<b>NEWFOUNDLAND</b>								
<b>All household heads - Tous chefs de ménage</b>	<b>70,980</b>	<b>3,310</b>	<b>5,355</b>	<b>18,570</b>	<b>4,520</b>	<b>14,810</b>	<b>56,860</b>	<b>6,670</b>
Owner - Propriétaires	61,540	2,020	3,835	13,875	3,415	10,620	48,450	5,255
Tenant - Locataires	9,440	1,290	1,520	4,695	1,105	4,190	8,410	1,415
<b>Non-immigrant heads - Chefs non immigrés</b>	<b>70,055</b>	<b>3,015</b>	<b>4,975</b>	<b>18,065</b>	<b>4,215</b>	<b>14,240</b>	<b>56,045</b>	<b>6,375</b>
Owner - Propriétaires	60,965	1,895	3,620	13,580	3,240	10,300	47,940	5,095
Tenant - Locataires	9,090	1,120	1,355	4,485	975	3,940	8,105	1,280
<b>Immigrant heads - Chefs immigrés</b>	<b>925</b>	<b>295</b>	<b>380</b>	<b>505</b>	<b>305</b>	<b>570</b>	<b>815</b>	<b>295</b>
Owner - Propriétaires	575	125	215	295	175	320	510	160
Tenant - Locataires	350	170	165	210	130	250	305	135
<b>Before 1931 - Avant 1931</b>	<b>635</b>	<b>195</b>	<b>270</b>	<b>340</b>	<b>210</b>	<b>395</b>	<b>560</b>	<b>200</b>
Owner - Propriétaires	460	115	200	235	145	260	410	135
Tenant - Locataires	175	--	--	105	--	135	150	--
<b>1931-1945</b>	<b>125</b>	<b>--</b>	<b>--</b>	<b>--</b>	<b>--</b>	<b>--</b>	<b>105</b>	<b>--</b>
Owner - Propriétaires	--	--	--	--	--	--	--	--
Tenant - Locataires	--	--	--	--	--	--	--	--
<b>1946-1951<sup>1</sup></b>	<b>165</b>	<b>--</b>	<b>--</b>	<b>--</b>	<b>--</b>	<b>115</b>	<b>150</b>	<b>--</b>
Owner - Propriétaires	--	--	--	--	--	--	--	--
Tenant - Locataires	120	--	--	--	--	--	110	--
<b>PRINCE EDWARD ISLAND</b>								
<b>All household heads - Tous chefs de ménage</b>	<b>22,455</b>	<b>1,875</b>	<b>4,285</b>	<b>9,635</b>	<b>3,895</b>	<b>9,005</b>	<b>20,150</b>	<b>8,665</b>
Owner - Propriétaires	18,305	885	2,910	7,440	2,765	6,760	16,380	7,235
Tenant - Locataires	4,150	990	1,375	2,195	1,130	2,245	3,770	1,430
<b>Non-immigrant heads - Chefs non immigrés</b>	<b>21,615</b>	<b>1,720</b>	<b>4,035</b>	<b>9,200</b>	<b>3,870</b>	<b>8,615</b>	<b>19,405</b>	<b>8,285</b>
Owner - Propriétaires	17,730	860	2,810	7,200	2,655	6,530	15,875	6,960
Tenant - Locataires	3,885	860	1,225	2,000	1,015	2,085	3,530	1,325
<b>Immigrant heads - Chefs immigrés</b>	<b>840</b>	<b>155</b>	<b>250</b>	<b>435</b>	<b>225</b>	<b>390</b>	<b>745</b>	<b>380</b>
Owner - Propriétaires	575	--	100	240	110	230	505	275
Tenant - Locataires	265	130	150	195	115	160	240	105
<b>Before 1931 - Avant 1931</b>	<b>655</b>	<b>--</b>	<b>180</b>	<b>330</b>	<b>175</b>	<b>290</b>	<b>580</b>	<b>305</b>
Owner - Propriétaires	470	--	--	195	--	180	415	215
Tenant - Locataires	185	--	105	135	--	110	165	--
<b>1931-1945</b>	<b>--</b>	<b>--</b>	<b>--</b>	<b>--</b>	<b>--</b>	<b>--</b>	<b>--</b>	<b>--</b>
Owner - Propriétaires	--	--	--	--	--	--	--	--
Tenant - Locataires	--	--	--	--	--	--	--	--
<b>1946-1951<sup>1</sup></b>	<b>--</b>	<b>--</b>	<b>--</b>	<b>--</b>	<b>--</b>	<b>--</b>	<b>--</b>	<b>--</b>
Owner - Propriétaires	--	--	--	--	--	--	--	--
Tenant - Locataires	--	--	--	--	--	--	--	--

1. Up to June 1, 1951. -- Jusqu'au 1<sup>er</sup> juin 1951.

TABLE 124. Households by period of immigration of household head and tenure showing specified household facilities and conveniences, for provinces and cities of 100,000 population and over, 1951 - Continued

TABLEAU 124. Ménages selon la période d'immigration du chef et le mode d'occupation et possédant certaines commodités ménagères et de confort, provinces et cités de 100,000 et plus, 1951 - suite

Period of immigration of household head and tenure — Période d'immigration du chef de ménage et mode d'occupation	Total	Households with: — Ménages pourvus de:						
		Electric or gas range — Cuisinière électrique ou à gaz	Mechanical refrigeration — Réfrigération mécanique	Powered washing machine — Lessiveuse mécanique	Electric vacuum cleaner — Aspirateur électrique	Telephone — Téléphone	Radio	Passenger automobile — Automobile de tourisme
<b>NOVA SCOTIA</b>								
<b>All household heads - Tous chefs de ménage</b>	<b>149,555</b>	<b>20,650</b>	<b>45,565</b>	<b>96,370</b>	<b>41,890</b>	<b>76,770</b>	<b>135,125</b>	<b>47,525</b>
Owner - Propriétaires .....	113,945	12,620	33,835	75,365	33,330	56,870	102,870	37,560
Tenant - Locataires.....	35,610	8,030	11,730	21,505	8,560	19,900	32,255	9,965
<b>Non-immigrant heads - Chefs non immigrés ..</b>	<b>138,915</b>	<b>18,240</b>	<b>41,000</b>	<b>89,485</b>	<b>37,780</b>	<b>70,390</b>	<b>125,185</b>	<b>43,500</b>
Owner - Propriétaires .....	106,050	11,175	30,545	69,555	30,185	52,255	95,495	34,510
Tenant - Locataires.....	32,865	7,065	10,455	19,930	7,595	18,135	29,690	8,990
<b>Immigrant heads - Chefs immigrés.....</b>	<b>10,640</b>	<b>2,410</b>	<b>4,565</b>	<b>7,385</b>	<b>4,110</b>	<b>6,380</b>	<b>9,940</b>	<b>4,025</b>
Owner - Propriétaires .....	7,895	1,445	3,290	5,810	3,145	4,615	7,375	3,050
Tenant - Locataires.....	2,745	965	1,275	1,575	965	1,765	2,565	975
<b>Before 1931 - Avant 1931 .....</b>	<b>8,830</b>	<b>1,830</b>	<b>3,735</b>	<b>6,255</b>	<b>3,480</b>	<b>5,305</b>	<b>8,285</b>	<b>3,325</b>
Owner - Propriétaires .....	6,885	1,195	2,820	5,105	2,770	4,000	6,465	2,625
Tenant - Locataires.....	1,945	635	915	1,150	710	1,305	1,820	700
<b>1931-1945 .....</b>	<b>1,090</b>	<b>340</b>	<b>500</b>	<b>770</b>	<b>395</b>	<b>705</b>	<b>1,025</b>	<b>430</b>
Owner - Propriétaires .....	705	180	330	515	265	460	645	295
Tenant - Locataires.....	385	160	170	255	130	245	380	135
<b>1946-1951<sup>1</sup> .....</b>	<b>720</b>	<b>240</b>	<b>330</b>	<b>360</b>	<b>235</b>	<b>370</b>	<b>630</b>	<b>270</b>
Owner - Propriétaires .....	305	--	140	190	110	155	265	130
Tenant - Locataires.....	415	170	190	170	125	215	365	140
<b>NEW BRUNSWICK</b>								
<b>All household heads - Tous chefs de ménage</b>	<b>114,010</b>	<b>18,260</b>	<b>29,710</b>	<b>74,375</b>	<b>29,940</b>	<b>52,495</b>	<b>100,975</b>	<b>35,880</b>
Owner - Propriétaires .....	81,210	9,335	19,470	52,925	20,185	33,880	71,060	26,845
Tenant - Locataires.....	32,800	8,925	10,240	21,450	9,755	18,615	29,915	9,035
<b>Non-immigrant heads - Chef non immigrés....</b>	<b>107,020</b>	<b>16,750</b>	<b>27,400</b>	<b>69,660</b>	<b>27,450</b>	<b>48,410</b>	<b>94,610</b>	<b>33,425</b>
Owner - Propriétaires .....	76,705	8,525	18,050	49,815	18,585	31,455	66,980	25,155
Tenant - Locataires.....	30,315	8,225	9,350	19,845	8,865	16,955	27,630	8,270
<b>Immigrant heads - Chefs immigrés.....</b>	<b>6,990</b>	<b>1,510</b>	<b>2,310</b>	<b>4,715</b>	<b>2,490</b>	<b>4,085</b>	<b>6,365</b>	<b>2,455</b>
Owner - Propriétaires .....	4,505	810	1,420	3,110	1,600	2,425	4,080	1,690
Tenant - Locataires.....	2,485	700	890	1,605	890	1,660	2,285	765
<b>Before 1931 - Avant 1931 .....</b>	<b>6,000</b>	<b>1,230</b>	<b>2,045</b>	<b>4,065</b>	<b>2,210</b>	<b>3,540</b>	<b>5,495</b>	<b>2,075</b>
Owner - Propriétaires .....	4,010	725	1,310	2,785	1,480	2,180	3,660	1,485
Tenant - Locataires.....	1,990	505	735	1,280	730	1,360	1,835	590
<b>1931-1945 .....</b>	<b>570</b>	<b>125</b>	<b>155</b>	<b>395</b>	<b>180</b>	<b>310</b>	<b>515</b>	<b>235</b>
Owner - Propriétaires .....	330	--	--	210	--	170	285	140
Tenant - Locataires.....	240	--	--	185	--	140	230	--
<b>1946-1951<sup>1</sup> .....</b>	<b>420</b>	<b>155</b>	<b>110</b>	<b>255</b>	<b>100</b>	<b>235</b>	<b>355</b>	<b>145</b>
Owner - Propriétaires .....	165	--	--	115	--	--	135	--
Tenant - Locataires.....	255	110	--	140	--	160	220	--
<b>QUÉBEC</b>								
<b>All household heads - Tous chefs de ménage</b>	<b>858,785</b>	<b>385,330</b>	<b>401,020</b>	<b>645,075</b>	<b>283,335</b>	<b>499,565</b>	<b>802,540</b>	<b>231,940</b>
Owner - Propriétaires .....	416,960	114,150	172,685	330,770	129,165	214,595	381,985	135,975
Tenant - Locataires.....	441,825	271,180	228,335	314,305	154,170	284,970	420,555	95,965
<b>Non-immigrant heads - Chefs non immigrés ..</b>	<b>767,880</b>	<b>313,515</b>	<b>341,465</b>	<b>590,510</b>	<b>238,040</b>	<b>431,120</b>	<b>716,665</b>	<b>206,620</b>
Owner - Propriétaires .....	385,740	93,620	151,715	307,455	111,710	191,410	352,590	123,965
Tenant - Locataires.....	382,140	219,895	189,750	283,055	126,330	239,710	364,075	82,655
<b>Immigrant heads - Chefs immigrés.....</b>	<b>90,905</b>	<b>71,815</b>	<b>59,555</b>	<b>54,565</b>	<b>45,295</b>	<b>68,445</b>	<b>85,875</b>	<b>25,320</b>
Owner - Propriétaires .....	31,220	20,530	20,970	23,315	17,455	23,185	29,395	12,010
Tenant - Locataires.....	59,685	51,285	38,585	31,250	27,840	45,260	56,480	13,310
<b>Before 1931 - Avant 1931 .....</b>	<b>73,415</b>	<b>57,530</b>	<b>48,185</b>	<b>46,115</b>	<b>38,360</b>	<b>56,775</b>	<b>69,890</b>	<b>20,915</b>
Owner - Propriétaires .....	27,415	18,080	18,490	20,345	15,520	20,510	25,865	10,470
Tenant - Locataires.....	46,000	39,450	29,695	25,770	22,840	36,265	44,025	10,445
<b>1931-1945.....</b>	<b>7,065</b>	<b>5,325</b>	<b>4,750</b>	<b>4,445</b>	<b>3,490</b>	<b>5,195</b>	<b>6,750</b>	<b>2,170</b>
Owner - Propriétaires .....	2,440	1,520	1,640	1,985	1,290	1,760	2,295	1,040
Tenant - Locataires.....	4,625	3,805	3,110	2,460	2,200	3,435	4,455	1,130
<b>1946-1951<sup>1</sup> .....</b>	<b>10,425</b>	<b>8,960</b>	<b>6,620</b>	<b>4,005</b>	<b>3,445</b>	<b>6,475</b>	<b>9,235</b>	<b>2,235</b>
Owner - Propriétaires .....	1,365	930	840	985	645	915	1,235	500
Tenant - Locataires.....	9,060	8,030	5,780	3,020	2,800	5,560	8,000	1,735

1. Up to June 1, 1951 - Jusqu'au 1<sup>er</sup> juin 1951.

TABLE 124. Households by period of immigration of household head and tenure showing specified household facilities and conveniences, for provinces and cities of 100,000 population and over, 1951 - Continued

TABLEAU 124. Ménages selon la période d'immigration du chef et le mode d'occupation et possédant certaines commodités ménagères et de confort, provinces et cités de 100,000 et plus, 1951 - suite

Period of immigration of household head and tenure Période d'immigration du chef de ménage et mode d'occupation	Total	Households with: Ménages pourvus de:						
		Electric or gas range Cuisinière électrique ou à gaz	Mechanical refrigeration Réfrigération mécanique	Powered washing machine Lessiveuse mécanique	Electric vacuum cleaner Aspirateur électrique	Telephone Téléphone	Radio	Passenger automobile Automobile de tourisme
<b>QUÉBEC - Con.-fin</b>								
<b>Montréal</b>								
All household heads - Tous chefs de ménage	247,485	216,440	151,370	164,425	107,990	190,940	238,060	60,020
Owner - Propriétaires	43,215	38,090	33,560	34,875	28,305	37,575	41,950	17,540
Tenant - Locataires	204,270	178,350	117,810	129,550	79,685	153,365	196,110	42,480
Non-immigrant heads - Chefs non immigrants	196,145	168,725	115,910	137,745	83,365	150,700	189,550	47,825
Owner - Propriétaires	32,320	28,135	25,000	27,125	21,570	28,300	31,525	13,575
Tenant - Locataires	163,825	140,590	90,910	110,620	61,795	122,400	158,025	34,250
Immigrant heads - Chefs immigrants	51,340	47,715	35,460	26,680	24,625	40,240	48,510	12,195
Owner - Propriétaires	10,895	9,955	8,560	7,750	6,735	9,275	10,425	3,965
Tenant - Locataires	40,445	37,760	26,900	18,930	17,890	30,965	38,085	8,230
Before 1931 - Avant 1931	40,710	37,630	28,020	22,775	20,530	32,870	38,810	9,965
Owner - Propriétaires	9,815	8,935	7,680	6,940	6,095	8,390	9,400	3,550
Tenant - Locataires	30,895	28,695	20,340	15,835	14,435	24,480	29,410	6,415
1931-1945	3,670	3,450	2,715	1,845	1,880	2,990	3,525	965
Owner - Propriétaires	665	635	565	535	430	595	640	285
Tenant - Locataires	3,005	2,815	2,150	1,310	1,450	2,395	2,885	680
1946-1951 <sup>1</sup>	6,960	6,635	4,725	2,060	2,215	4,380	6,175	1,265
Owner - Propriétaires	415	385	315	275	210	290	385	130
Tenant - Locataires	6,545	6,250	4,410	1,785	2,005	4,090	5,790	1,135
<b>Québec</b>								
All household heads - Tous chefs de ménage	34,970	18,875	19,400	24,860	13,035	27,370	34,135	8,015
Owner - Propriétaires	8,540	5,095	5,860	6,835	4,530	7,445	8,365	3,190
Tenant - Locataires	26,430	13,780	13,540	18,025	8,505	19,925	25,770	4,825
Non-immigrant heads - Chefs non immigrants	34,055	18,170	18,785	24,315	12,570	26,570	33,250	7,790
Owner - Propriétaires	8,365	4,960	5,720	6,700	4,410	7,280	8,195	3,125
Tenant - Locataires	25,690	13,210	13,065	17,615	8,160	19,290	25,055	4,665
Immigrant heads - Chefs immigrants	915	705	615	545	465	800	885	225
Owner - Propriétaires	175	135	140	135	120	165	170	--
Tenant - Locataires	740	570	475	410	345	635	715	160
Before 1931 - Avant 1931	715	540	485	440	390	650	695	180
Owner - Propriétaires	145	115	120	105	100	140	140	--
Tenant - Locataires	570	425	365	335	290	510	555	120
1931-1945	--	--	--	--	--	--	--	--
Owner - Propriétaires	--	--	--	--	--	--	--	--
Tenant - Locataires	--	--	--	--	--	--	--	--
1946-1951 <sup>1</sup>	120	105	--	--	--	--	110	--
Owner - Propriétaires	--	--	--	--	--	--	--	--
Tenant - Locataires	115	100	--	--	--	--	105	--
<b>ONTARIO</b>								
All household heads - Tous chefs de ménage	1,181,125	879,660	728,670	927,390	648,035	864,580	1,098,480	640,135
Owner - Propriétaires	821,335	596,805	522,980	685,260	487,880	626,785	765,180	480,775
Tenant - Locataires	359,790	282,855	205,690	242,130	160,155	237,795	333,300	159,360
Non-immigrant heads - Chefs non immigrants	859,435	614,380	524,105	679,560	462,375	627,200	800,875	489,515
Owner - Propriétaires	589,080	405,135	368,470	492,800	342,835	447,925	548,505	364,270
Tenant - Locataires	270,355	209,245	155,635	186,760	119,540	179,275	252,370	125,245
Immigrant heads - Chefs immigrants	321,690	265,280	204,565	247,830	185,660	237,380	297,605	150,620
Owner - Propriétaires	232,255	191,670	154,510	192,460	145,045	178,860	216,875	116,505
Tenant - Locataires	89,435	73,610	50,055	55,370	40,615	58,520	80,730	34,115
Before 1931 - Avant 1931	273,960	226,725	179,640	216,900	167,535	209,220	255,975	130,115
Owner - Propriétaires	207,270	170,970	140,070	173,465	133,415	161,840	194,165	104,650
Tenant - Locataires	66,690	55,755	39,570	43,435	34,120	47,380	61,810	25,465
1931-1945	16,375	13,790	10,890	12,770	8,715	11,980	15,255	8,635
Owner - Propriétaires	10,675	8,840	7,370	9,020	6,290	8,105	9,945	6,055
Tenant - Locataires	5,700	4,950	3,520	3,750	2,425	3,875	5,310	2,580
1946-1951 <sup>1</sup>	31,355	24,765	14,035	18,160	9,410	16,180	26,375	11,870
Owner - Propriétaires	14,310	11,860	7,070	9,975	5,340	8,915	12,565	5,800
Tenant - Locataires	17,045	12,905	6,965	8,185	4,070	7,265	13,810	6,070

1. Up to June 1, 1951. - Jusqu'au 1<sup>er</sup> juin 1951.

TABLE 124. Households by period of immigration of household head and tenure showing specified household facilities and conveniences, for provinces and cities of 100,000 population and over, 1951 - Continued

TABLEAU 124. Ménages selon la période d'immigration du chef et le mode d'occupation et possédant certaines commodités ménagères et de confort, provinces et cités de 100,000 et plus, 1951 - suite

Period of immigration of household head and tenure Période d'immigration du chef de ménage et mode d'occupation	Total	Households with: Ménages pourvus de:						Passenger automobile Automobile de tourisme
		Electric or gas range Cuisinière électrique ou à gaz	Mechanical refrigeration Réfrigération mécanique	Powered washing machine Lessiveuse mécanique	Electric vacuum cleaner Aspirateur électrique	Telephone Téléphone	Radio	
<b>ONTARIO - Con.-suite</b>								
<b>Hamilton</b>								
All household heads - Tous chefs de ménage	55,340	54,120	41,490	41,915	34,440	44,050	52,650	27,545
Owner - Propriétaires	36,090	35,375	28,970	30,905	25,555	30,465	34,490	19,565
Tenant - Locataires	19,250	18,745	12,520	11,010	8,885	13,585	18,160	7,980
Non-immigrant heads - Chefs non immigrés	32,310	31,560	24,495	24,295	20,430	26,175	30,990	17,635
Owner - Propriétaires	19,420	19,005	15,860	16,720	14,285	16,890	18,740	11,765
Tenant - Locataires	12,890	12,555	8,635	7,575	6,145	9,285	12,250	5,870
Immigrant heads - Chefs immigrés	23,030	22,560	16,995	17,620	14,010	17,875	21,660	9,910
Owner - Propriétaires	16,670	16,370	13,110	14,185	11,270	13,575	15,750	7,800
Tenant - Locataires	6,360	6,190	3,885	3,435	2,740	4,300	5,910	2,110
Before 1931 - Avant 1931	19,910	19,515	15,185	15,575	12,825	15,895	18,840	8,900
Owner - Propriétaires	15,055	14,780	12,080	12,865	10,500	12,410	14,265	7,230
Tenant - Locataires	4,855	4,735	3,105	2,710	2,325	3,485	4,575	1,670
1931-1945	970	935	710	800	545	760	900	405
Owner - Propriétaires	620	600	490	580	425	510	575	310
Tenant - Locataires	350	335	220	220	120	250	325	--
1946-1951 <sup>1</sup>	2,150	2,110	1,100	1,245	640	1,220	1,920	605
Owner - Propriétaires	995	990	540	740	345	655	910	260
Tenant - Locataires	1,155	1,120	560	505	295	565	1,010	345
<b>Ottawa</b>								
All household heads - Tous chefs de ménage	48,965	44,225	36,650	36,570	29,100	42,680	46,570	23,565
Owner - Propriétaires	21,260	19,720	17,025	18,135	15,370	19,555	20,150	12,515
Tenant - Locataires	27,705	24,505	19,625	18,435	13,730	23,125	26,420	11,050
Non-immigrant heads - Chefs non immigrés	40,005	36,020	29,615	30,270	23,385	34,800	38,130	19,335
Owner - Propriétaires	16,900	15,720	13,575	14,640	12,250	15,580	16,070	10,110
Tenant - Locataires	23,105	20,300	16,040	15,630	11,135	19,220	22,060	9,225
Immigrant heads - Chefs immigrés	8,960	8,205	7,035	6,300	5,715	7,880	8,440	4,230
Owner - Propriétaires	4,360	4,000	3,450	3,495	3,120	3,975	4,080	2,405
Tenant - Locataires	4,600	4,205	3,585	2,805	2,595	3,905	4,360	1,825
Before 1931 - Avant 1931	7,760	7,085	6,075	5,605	5,105	6,900	7,335	3,715
Owner - Propriétaires	4,040	3,705	3,215	3,260	2,925	3,695	3,810	2,255
Tenant - Locataires	3,720	3,380	2,860	2,345	2,180	3,205	3,525	1,460
1931-1945	605	580	510	385	360	525	575	300
Owner - Propriétaires	215	200	165	165	140	185	190	120
Tenant - Locataires	390	380	345	220	220	340	385	180
1946-1951 <sup>1</sup>	595	540	450	310	250	455	530	215
Owner - Propriétaires	105	--	--	--	--	--	--	--
Tenant - Locataires	490	445	380	240	195	360	450	185
<b>Toronto</b>								
All household heads - Tous chefs de ménage	157,175	153,965	110,185	113,030	102,155	141,230	148,990	66,765
Owner - Propriétaires	97,795	96,530	71,735	80,685	71,350	91,130	93,195	46,060
Tenant - Locataires	59,380	57,435	38,450	32,345	30,805	50,100	55,795	20,705
Non-immigrant heads - Chefs non immigrés	88,435	86,685	63,040	64,055	59,655	80,075	84,665	41,055
Owner - Propriétaires	50,875	50,230	37,990	43,320	39,630	47,945	48,835	26,985
Tenant - Locataires	37,560	36,455	25,050	20,735	20,025	32,130	35,830	14,070
Immigrant heads - Chefs immigrés	68,740	67,280	47,145	48,975	42,500	61,155	64,325	25,710
Owner - Propriétaires	46,920	46,300	33,745	37,365	31,720	43,185	44,360	19,075
Tenant - Locataires	21,820	20,980	13,400	11,610	10,780	17,970	19,965	6,635
Before 1931 - Avant 1931	59,375	58,090	41,425	43,745	38,720	53,475	55,905	23,170
Owner - Propriétaires	41,855	41,280	30,550	33,955	29,425	38,785	39,715	17,660
Tenant - Locataires	17,520	16,810	10,875	9,790	9,295	14,690	16,190	5,510
1931-1945	3,100	3,065	2,235	2,130	1,845	2,750	2,890	1,210
Owner - Propriétaires	1,820	1,820	1,390	1,445	1,190	1,660	1,715	745
Tenant - Locataires	1,280	1,245	845	685	655	1,090	1,175	465
1946-1951 <sup>1</sup>	6,265	6,125	3,485	3,100	1,935	4,930	5,530	1,330
Owner - Propriétaires	3,245	3,200	1,805	1,965	1,105	2,740	2,930	670
Tenant - Locataires	3,020	2,925	1,680	1,135	830	2,190	2,600	660

1. Up to June 1, 1951. - Jusqu'au 1<sup>er</sup> juin 1951.

TABLE 124. Households by period of immigration of household head and tenure showing specified household facilities and conveniences, for provinces and cities of 100,000 population and over, 1951 - Continued

TABLEAU 124. Ménages selon la période d'immigration du chef et le mode d'occupation et possédant certaines commodités ménagères et de confort, provinces et cités de 100,000 et plus, 1951 - suite

Period of immigration of household head and tenure — Période d'immigration du chef de ménage et mode d'occupation	Total	Households with: — Ménages pourvus de:						
		Electric or gas range — Cuisinière électrique ou à gaz	Mechanical refrigeration — Réfrigération mécanique	Powered washing machine — Lessiveuse mécanique	Electric vacuum cleaner — Aspirateur électrique	Telephone — Téléphone	Radio	Passenger automobile — Automobile de tourisme
<b>ONTARIO - Con.-fin</b>								
<b>Windsor</b>								
All household heads - Tous chefs de ménage	31,815	31,420	21,275	26,680	21,535	23,065	29,985	15,735
Owner - Propriétaires	17,300	17,195	13,200	16,025	13,760	14,010	16,360	9,685
Tenant - Locataires	14,515	14,225	8,075	10,655	7,775	9,055	13,625	6,050
Non-immigrant heads - Chefs non immigrés	20,015	19,725	13,385	16,850	13,515	14,945	19,020	10,500
Owner - Propriétaires	9,765	9,695	7,525	9,165	7,930	8,365	9,320	5,910
Tenant - Locataires	10,250	10,030	5,860	7,685	5,585	6,580	9,700	4,590
Immigrant heads - Chefs immigrés	11,800	11,695	7,890	9,830	8,020	8,120	10,965	5,235
Owner - Propriétaires	7,535	7,500	5,675	6,860	5,830	5,645	7,040	3,775
Tenant - Locataires	4,265	4,195	2,215	2,970	2,190	2,475	3,925	1,460
Before 1931 - Avant 1931	9,990	9,910	7,015	8,660	7,325	7,335	9,375	4,620
Owner - Propriétaires	6,855	6,820	5,250	6,300	5,455	5,220	6,460	3,440
Tenant - Locataires	3,135	3,090	1,765	2,360	1,870	2,115	2,915	1,180
1931-1945	565	560	355	405	275	320	505	245
Owner - Propriétaires	325	325	235	275	190	220	280	165
Tenant - Locataires	240	235	120	130	85	100	225	80
1946-1951 <sup>1</sup>	1,245	1,225	520	765	420	465	1,085	370
Owner - Propriétaires	355	355	190	285	185	205	300	170
Tenant - Locataires	890	870	330	480	235	260	785	200
<b>MANITOBA</b>								
All household heads - Tous chefs de ménage	202,400	106,095	94,675	140,160	83,305	111,425	186,890	86,915
Owner - Propriétaires	144,645	68,875	66,280	107,565	60,640	80,240	133,100	68,290
Tenant - Locataires	57,755	37,220	28,395	32,595	22,665	31,185	53,790	18,625
Non-immigrant heads - Chefs non immigrés	125,735	65,260	60,155	90,240	52,355	70,680	116,620	58,440
Owner - Propriétaires	86,885	40,135	40,585	66,515	36,605	49,445	79,960	44,455
Tenant - Locataires	38,850	25,125	19,570	23,725	15,750	21,235	36,660	13,985
Immigrant heads - Chefs immigrés	76,665	40,835	34,520	49,920	30,950	40,745	70,270	28,475
Owner - Propriétaires	57,760	28,740	25,695	41,050	24,035	30,795	53,140	23,835
Tenant - Locataires	18,905	12,095	8,825	8,870	6,915	9,950	17,130	4,640
Before 1931 - Avant 1931	70,980	37,740	32,660	46,970	29,645	38,580	65,615	27,085
Owner - Propriétaires	55,030	27,315	24,755	39,255	23,275	29,645	50,865	22,975
Tenant - Locataires	15,950	10,425	7,905	7,715	6,370	8,935	14,750	4,110
1931-1945	1,885	960	810	1,280	670	910	1,715	755
Owner - Propriétaires	1,245	585	530	910	420	600	1,110	525
Tenant - Locataires	640	375	280	370	250	310	605	230
1946-1951 <sup>1</sup>	3,800	2,135	1,050	1,670	635	1,255	2,940	635
Owner - Propriétaires	1,485	840	410	885	340	550	1,165	335
Tenant - Locataires	2,315	1,295	640	785	295	705	1,775	300
<b>Winnipeg</b>								
All household heads - Tous chefs de ménage	64,630	56,715	42,470	44,445	38,445	48,175	62,265	22,335
Owner - Propriétaires	34,280	31,195	24,910	29,800	24,460	28,375	33,370	14,620
Tenant - Locataires	30,350	25,520	17,560	14,645	13,985	19,800	28,895	7,715
Non-immigrant heads - Chefs non immigrés	34,035	30,730	23,015	23,875	21,140	26,080	33,260	13,145
Owner - Propriétaires	15,530	14,720	11,885	14,145	12,030	13,465	15,295	7,685
Tenant - Locataires	18,505	16,010	11,130	9,730	9,110	12,615	17,965	5,460
Immigrant heads - Chefs immigrés	30,595	25,985	19,455	20,570	17,305	22,095	29,005	9,190
Owner - Propriétaires	18,750	16,475	13,025	15,655	12,430	14,910	18,075	6,935
Tenant - Locataires	11,845	9,510	6,430	4,915	4,875	7,185	10,930	2,255
Before 1931 - Avant 1931	27,755	23,835	18,330	19,165	16,545	20,810	26,600	8,735
Owner - Propriétaires	17,775	15,625	12,510	14,890	12,020	14,280	17,200	6,700
Tenant - Locataires	9,980	8,210	5,820	4,275	4,525	6,530	9,400	2,035
1931-1945	705	620	450	500	370	495	685	220
Owner - Propriétaires	370	345	280	330	220	290	355	115
Tenant - Locataires	335	275	170	170	150	205	330	105
1946-1951 <sup>1</sup>	2,135	1,530	675	905	390	790	1,720	235
Owner - Propriétaires	605	505	235	435	190	340	520	120
Tenant - Locataires	1,530	1,025	440	470	200	450	1,200	115

1. Up to June 1, 1951. - Jusqu'au 1<sup>er</sup> juin 1951.

**TABLE 124. Households by period of immigration of household head and tenure showing specified household facilities and conveniences, for provinces and cities of 100,000 population and over, 1951 - Continued**

**TABLEAU 124. Ménages selon la période d'immigration du chef et le mode d'occupation et possédant certaines commodités ménagères et de confort, provinces et cités de 100,000 et plus, 1951 - suite**

Period of immigration of household head and tenure Période d'immigration du chef de ménage et mode d'occupation	Total	Households with: Ménages pourvus de:						
		Electric or gas range Cuisinière électrique ou à gaz	Mechanical refrigeration Réfrigération mécanique	Powered washing machine Lessiveuse mécanique	Electric vacuum cleaner Aspirateur électrique	Telephone Téléphone	Radio	Passenger automobile Automobile de tourisme
<b>SASKATCHEWAN</b>								
<b>All household heads - Tous chefs de ménage</b>	<b>221,455</b>	<b>40,995</b>	<b>48,995</b>	<b>147,930</b>	<b>56,325</b>	<b>108,560</b>	<b>203,955</b>	<b>110,205</b>
Owner - Propriétaires	164,800	25,480	34,060	111,855	40,980	81,100	151,730	85,315
Tenant - Locataires	56,655	15,515	14,935	36,075	15,345	27,460	52,225	24,890
<b>Non-immigrant heads - Chefs non immigrés</b>	<b>130,925</b>	<b>27,350</b>	<b>31,945</b>	<b>91,250</b>	<b>35,470</b>	<b>67,350</b>	<b>121,150</b>	<b>67,575</b>
Owner - Propriétaires	90,540	15,920	20,865	64,600	24,450	47,195	83,570	48,875
Tenant - Locataires	40,385	11,430	11,080	26,650	11,020	20,155	37,580	18,700
<b>Immigrant heads - Chefs immigrés</b>	<b>90,530</b>	<b>13,645</b>	<b>17,050</b>	<b>56,680</b>	<b>20,855</b>	<b>41,210</b>	<b>82,805</b>	<b>42,630</b>
Owner - Propriétaires	74,260	9,560	13,195	47,255	16,530	33,905	68,160	36,440
Tenant - Locataires	16,270	4,085	3,855	9,425	4,325	7,305	14,645	6,190
<b>Before 1931 - Avant 1931</b>	<b>87,460</b>	<b>12,995</b>	<b>16,460</b>	<b>55,060</b>	<b>20,265</b>	<b>40,040</b>	<b>80,190</b>	<b>41,560</b>
Owner - Propriétaires	72,480	9,290	12,900	46,295	16,195	33,250	66,600	35,755
Tenant - Locataires	14,980	3,705	3,560	8,765	4,070	6,790	13,590	5,805
<b>1931-1945</b>	<b>1,515</b>	<b>260</b>	<b>320</b>	<b>870</b>	<b>350</b>	<b>640</b>	<b>1,405</b>	<b>730</b>
Owner - Propriétaires	1,105	140	185	600	220	435	1,025	565
Tenant - Locataires	410	120	135	270	130	205	380	165
<b>1946-1951<sup>1</sup></b>	<b>1,555</b>	<b>390</b>	<b>270</b>	<b>750</b>	<b>240</b>	<b>530</b>	<b>1,210</b>	<b>340</b>
Owner - Propriétaires	675	130	110	360	115	220	535	120
Tenant - Locataires	880	260	160	390	125	310	675	220
<b>ALBERTA</b>								
<b>All household heads - Tous chefs de ménage</b>	<b>250,750</b>	<b>121,835</b>	<b>87,230</b>	<b>177,140</b>	<b>92,115</b>	<b>99,070</b>	<b>230,260</b>	<b>121,335</b>
Owner - Propriétaires	179,055	77,815	63,185	133,205	69,045	74,125	165,390	92,475
Tenant - Locataires	71,695	44,020	24,045	43,935	23,070	24,945	64,870	28,860
<b>Non-immigrant heads - Chefs non immigrés</b>	<b>135,155</b>	<b>70,870</b>	<b>51,015</b>	<b>99,515</b>	<b>52,460</b>	<b>56,980</b>	<b>125,210</b>	<b>68,590</b>
Owner - Propriétaires	88,800	41,200	34,370	69,165	36,915	40,180	82,175	48,550
Tenant - Locataires	46,355	29,670	16,645	30,350	15,545	16,800	43,035	20,040
<b>Immigrant heads - Chefs immigrés</b>	<b>115,595</b>	<b>50,965</b>	<b>36,215</b>	<b>77,625</b>	<b>39,655</b>	<b>42,090</b>	<b>105,050</b>	<b>52,745</b>
Owner - Propriétaires	90,255	36,615	28,815	64,040	32,130	33,945	83,215	43,925
Tenant - Locataires	25,340	14,350	7,400	13,585	7,525	8,145	21,835	8,820
<b>Before 1931 - Avant 1931</b>	<b>106,165</b>	<b>46,170</b>	<b>33,750</b>	<b>72,510</b>	<b>37,410</b>	<b>39,690</b>	<b>97,320</b>	<b>49,220</b>
Owner - Propriétaires	85,735	34,520	27,440	61,070	30,805	32,630	79,210	42,040
Tenant - Locataires	20,430	11,650	6,310	11,440	6,605	7,060	18,110	7,180
<b>1931-1945</b>	<b>3,395</b>	<b>1,395</b>	<b>960</b>	<b>2,235</b>	<b>895</b>	<b>970</b>	<b>3,090</b>	<b>1,595</b>
Owner - Propriétaires	2,445	870	735	1,635	670	710	2,245	1,180
Tenant - Locataires	950	525	225	600	225	260	845	415
<b>1946-1951<sup>1</sup></b>	<b>6,035</b>	<b>3,400</b>	<b>1,505</b>	<b>2,880</b>	<b>1,350</b>	<b>1,430</b>	<b>4,640</b>	<b>1,930</b>
Owner - Propriétaires	2,075	1,225	640	1,335	655	605	1,780	705
Tenant - Locataires	3,960	2,175	865	1,545	695	825	2,860	1,225
<b>Calgary</b>								
<b>All household heads - Tous chefs de ménage</b>	<b>37,710</b>	<b>37,035</b>	<b>22,180</b>	<b>28,950</b>	<b>25,330</b>	<b>26,035</b>	<b>36,640</b>	<b>18,025</b>
Owner - Propriétaires	22,240	21,910	15,185	20,165	18,025	18,010	21,855	12,525
Tenant - Locataires	15,470	15,125	6,995	8,785	7,305	8,025	14,785	5,500
<b>Non-immigrant heads - Chefs non immigrés</b>	<b>21,470</b>	<b>21,115</b>	<b>12,930</b>	<b>18,550</b>	<b>14,335</b>	<b>14,620</b>	<b>21,005</b>	<b>10,880</b>
Owner - Propriétaires	11,380	11,235	8,220	10,570	9,525	9,395	11,220	6,980
Tenant - Locataires	10,090	9,880	4,710	5,980	4,810	5,225	9,785	3,900
<b>Immigrant heads - Chefs immigrés</b>	<b>16,240</b>	<b>15,920</b>	<b>9,250</b>	<b>12,400</b>	<b>10,995</b>	<b>11,415</b>	<b>15,635</b>	<b>7,145</b>
Owner - Propriétaires	10,860	10,675	6,965	9,595	8,500	8,615	10,635	5,545
Tenant - Locataires	5,380	5,245	2,285	2,805	2,495	2,800	5,000	1,600
<b>Before 1931 - Avant 1931</b>	<b>14,685</b>	<b>14,395</b>	<b>8,445</b>	<b>11,400</b>	<b>10,245</b>	<b>10,630</b>	<b>14,185</b>	<b>6,515</b>
Owner - Propriétaires	10,265	10,085	6,565	9,065	8,110	8,210	10,055	5,260
Tenant - Locataires	4,420	4,310	1,880	2,335	2,135	2,420	4,130	1,255
<b>1931-1945</b>	<b>390</b>	<b>380</b>	<b>235</b>	<b>275</b>	<b>225</b>	<b>230</b>	<b>380</b>	<b>200</b>
Owner - Propriétaires	235	235	175	200	165	165	230	155
Tenant - Locataires	155	145	--	--	--	--	150	--
<b>1946-1951<sup>1</sup></b>	<b>1,165</b>	<b>1,145</b>	<b>570</b>	<b>725</b>	<b>525</b>	<b>555</b>	<b>1,070</b>	<b>430</b>
Owner - Propriétaires	360	355	225	330	225	240	350	130
Tenant - Locataires	805	790	345	395	300	315	720	300

1. Up to June 1, 1951. - Jusqu'au 1<sup>er</sup> juin 1951.



**TABLE 124. Households by period of immigration of household head and tenure showing specified household facilities and conveniences, for provinces and cities of 100,000 population and over, 1951 - Concluded**  
**TABLEAU 124. Ménages selon la période d'immigration du chef et le mode d'occupation et possédant certaines commodités ménagères et de confort, provinces et cités de 100,000 et plus, 1951 - fin**

Period of immigration of household head and tenure Période d'immigration du chef de ménage et mode d'occupation	Total	Households with: Ménages pourvus de:						
		Electric or gas range Cuisinière électrique ou à gaz	Mechanical refrigeration Réfrigération mécanique	Powered washing machine Lessiveuse mécanique	Electric vacuum cleaner Aspirateur électrique	Telephone Téléphone	Radio	Passenger automobile Automobile de tourisme
<b>ALBERTA - Con. - fin</b>								
<b>Edmonton</b>								
All household heads - Tous chefs de ménage	42,925	40,150	23,535	34,110	25,065	22,720	41,025	19,265
Owner - Propriétaires	26,325	24,605	16,435	23,800	18,410	16,325	25,565	13,610
Tenant - Locataires	16,600	15,545	7,100	10,310	6,655	6,395	15,460	5,655
Non-immigrant heads - Chefs non immigrés	25,315	24,000	14,440	20,605	15,130	13,440	24,445	12,250
Owner - Propriétaires	14,100	13,375	9,440	13,190	10,475	9,180	13,810	8,075
Tenant - Locataires	11,215	10,625	5,000	7,415	4,655	4,260	10,635	4,175
Immigrant heads - Chefs immigrés	17,610	16,150	9,095	13,505	9,935	9,280	16,580	7,015
Owner - Propriétaires	12,225	11,230	6,995	10,610	7,935	7,145	11,755	5,535
Tenant - Locataires	5,385	4,920	2,100	2,895	2,000	2,135	4,825	1,480
Before 1931 - Avant 1931	15,630	14,335	8,305	12,250	9,220	8,655	14,810	6,310
Owner - Propriétaires	11,420	10,495	6,590	9,855	7,510	6,835	10,995	5,200
Tenant - Locataires	4,210	3,840	1,715	2,295	1,710	1,820	3,815	1,110
1931-1945	630	575	300	480	265	240	585	275
Owner - Propriétaires	385	345	220	335	210	170	370	180
Tenant - Locataires	245	230	--	145	--	--	215	--
1946-1951 <sup>1</sup>	1,350	1,240	490	775	450	385	1,185	430
Owner - Propriétaires	420	390	185	320	215	140	390	155
Tenant - Locataires	930	850	305	455	235	245	795	275
<b>BRITISH COLUMBIA</b>								
All household heads - Tous chefs de ménage	337,780	121,430	149,475	234,330	170,250	192,170	308,320	153,325
Owner - Propriétaires	235,160	80,730	111,235	178,840	132,790	142,545	217,495	115,640
Tenant - Locataires	102,620	40,700	38,240	55,490	37,460	49,625	90,825	37,685
Non-immigrant heads - Chefs non immigrés	182,945	70,340	83,760	133,045	90,880	103,900	168,400	90,445
Owner - Propriétaires	119,045	44,515	58,900	95,365	67,435	73,055	110,405	64,220
Tenant - Locataires	63,900	25,825	24,860	37,680	23,445	30,845	57,995	26,225
Immigrant heads - Chefs immigrés	154,835	51,090	65,715	101,285	79,370	88,270	139,920	62,880
Owner - Propriétaires	116,115	36,215	52,335	83,475	65,355	69,490	107,090	51,420
Tenant - Locataires	38,720	14,875	13,380	17,810	14,015	18,780	32,830	11,460
Before 1931 - Avant 1931	142,305	46,020	61,155	94,290	74,380	82,070	129,160	57,820
Owner - Propriétaires	109,145	33,400	49,420	78,825	61,885	65,690	100,935	48,180
Tenant - Locataires	33,160	12,620	11,735	15,465	12,495	16,380	28,225	9,640
1931-1945	4,940	2,025	2,250	3,125	2,425	2,760	4,480	2,805
Owner - Propriétaires	3,370	1,325	1,630	2,390	1,890	1,970	3,080	1,710
Tenant - Locataires	1,570	700	620	735	535	790	1,400	595
1946-1951 <sup>1</sup>	7,590	3,045	2,310	3,870	2,565	3,440	6,280	2,755
Owner - Propriétaires	3,600	1,490	1,285	2,260	1,580	1,830	3,075	1,530
Tenant - Locataires	3,990	1,555	1,025	1,610	985	1,610	3,205	1,225
<b>Vancouver</b>								
All household heads - Tous chefs de ménage	101,330	63,310	54,695	69,575	61,785	78,435	95,145	43,000
Owner - Propriétaires	63,885	38,185	38,195	52,985	46,455	53,760	61,325	31,400
Tenant - Locataires	37,445	25,125	16,500	16,590	15,330	24,675	33,820	11,900
Non-immigrant heads - Chefs non immigrés	53,470	35,780	30,040	37,895	32,130	41,415	50,930	25,260
Owner - Propriétaires	31,090	20,135	19,775	27,130	22,790	26,535	30,095	17,135
Tenant - Locataires	22,380	15,645	10,265	10,765	9,340	14,880	20,835	8,125
Immigrant heads - Chefs immigrés	47,860	27,530	24,655	31,680	29,655	37,020	44,215	17,740
Owner - Propriétaires	32,795	18,050	18,420	25,855	23,665	27,225	31,230	13,965
Tenant - Locataires	15,065	9,480	6,235	5,825	5,990	9,795	12,985	3,775
Before 1931 - Avant 1931	44,130	24,895	22,920	29,650	27,930	34,415	40,850	16,325
Owner - Propriétaires	31,030	16,810	17,470	24,540	22,575	25,855	29,580	13,110
Tenant - Locataires	13,100	8,085	5,450	5,110	5,355	8,560	11,270	3,215
1931-1945	1,460	1,045	860	905	855	1,170	1,370	715
Owner - Propriétaires	845	600	540	680	630	710	805	500
Tenant - Locataires	615	445	320	225	225	460	565	215
1946-1951 <sup>1</sup>	2,270	1,590	875	1,125	870	1,435	1,995	700
Owner - Propriétaires	920	640	410	635	460	680	845	355
Tenant - Locataires	1,350	950	465	490	410	775	1,150	345

1. Up to June 1, 1951. - Jusqu'au 1<sup>er</sup> juin 1951.

TABLE 125. Tenant non-farm households by period of immigration of household head showing monthly rent, for provinces and cities of 100,000 population and over, 1951

TABLEAU 125. Ménages de locataires non agricoles selon la période d'immigration du chef, et loyer mensuel, provinces et cités de 100,000 et plus, 1951

Period of immigration of household head Période d'immigration du chef de ménage	Total	Monthly rent Loyer mensuel									
		No rent paid — Aucun loyer payé	\$1-14	\$15-19	\$20-24	\$25-29	\$30-39	\$40-49	\$50-59	\$60-69	\$70+
<b>CANADA</b>											
All household heads — Tous chefs de ménage	1,110,960	59,675	87,705	97,330	125,840	137,540	205,360	140,285	94,340	65,835	97,050
Non-immigrant heads — Chefs non immigrés	873,095	43,655	70,225	80,940	104,080	110,945	164,745	108,705	72,240	49,255	68,305
Immigrant heads — Chefs immigrés	237,865	16,020	17,480	16,390	21,760	26,595	40,615	31,580	22,100	16,580	28,745
Before 1931 — Avant 1931	189,735	12,885	15,505	13,995	18,380	22,270	33,535	24,975	16,830	11,995	19,365
1931-1945	13,935	780	760	820	1,050	1,405	2,265	2,000	1,365	1,215	2,275
1946-1951 <sup>1</sup>	34,195	2,355	1,215	1,575	2,330	2,920	4,815	4,605	3,905	3,370	7,105
<b>NEWFOUNDLAND</b>											
All household heads — Tous chefs de ménage	9,340	1,510	1,890	1,090	1,130	930	1,160	605	405	150	470
Non-immigrant heads — Chefs non immigrés	8,995	1,465	1,855	1,075	1,120	910	1,130	570	355	135	380
Immigrant heads — Chefs immigrés	345	—	—	—	—	—	—	—	—	—	—
Before 1931 — Avant 1931	175	—	—	—	—	—	—	—	—	—	—
1931-1945	—	—	—	—	—	—	—	—	—	—	—
1946-1951 <sup>1</sup>	120	—	—	—	—	—	—	—	—	—	—
<b>PRINCE EDWARD ISLAND</b>											
All household heads — Tous chefs de ménage	3,780	405	445	305	415	370	515	605	320	275	125
Non-immigrant heads — Chefs non immigrés	3,525	360	445	295	410	345	495	545	275	240	115
Immigrant heads — Chefs immigrés	255	—	—	—	—	—	—	—	—	—	—
Before 1931 — Avant 1931	180	—	—	—	—	—	—	—	—	—	—
1931-1945	—	—	—	—	—	—	—	—	—	—	—
1946-1951 <sup>1</sup>	—	—	—	—	—	—	—	—	—	—	—
<b>NOVA SCOTIA</b>											
All household heads — Tous chefs de ménage	34,180	3,265	5,545	3,865	4,460	3,500	4,615	3,310	2,180	1,545	1,895
Non-immigrant heads — Chefs non immigrés	31,520	3,045	5,280	3,665	4,135	3,210	4,280	3,030	1,920	1,350	1,605
Immigrant heads — Chefs immigrés	2,660	220	265	200	325	290	335	280	260	195	290
Before 1931 — Avant 1931	1,915	150	200	145	245	220	240	185	210	160	160
1931-1945	370	—	—	—	—	—	—	—	—	—	—
1946-1951 <sup>1</sup>	375	—	—	—	—	—	—	—	—	—	—
<b>NEW BRUNSWICK</b>											
All household heads — Tous chefs de ménage	31,715	2,310	5,220	4,260	4,240	3,895	4,760	3,435	1,825	1,070	700
Non-immigrant heads — Chefs non immigrés	29,335	2,150	4,935	3,960	3,905	3,540	4,450	3,155	1,675	940	625
Immigrant heads — Chefs immigrés	2,380	160	285	300	335	355	310	280	150	130	—
Before 1931 — Avant 1931	1,910	115	245	245	280	310	235	210	110	—	—
1931-1945	235	—	—	—	—	—	—	—	—	—	—
1946-1951 <sup>1</sup>	235	—	—	—	—	—	—	—	—	—	—
<b>QUÉBEC</b>											
All household heads — Tous chefs de ménage	436,995	12,220	24,815	45,380	63,965	65,275	82,455	45,825	32,220	24,445	40,395
Non-immigrant heads — Chefs non immigrés	377,550	11,175	23,685	42,180	58,040	57,715	72,330	39,145	26,165	18,975	28,140
Immigrant heads — Chefs immigrés	59,445	1,045	1,130	3,200	5,925	7,560	10,125	6,680	6,055	5,470	12,255
Before 1931 — Avant 1931	45,835	835	930	2,820	5,200	6,500	8,415	5,100	4,315	3,710	8,010
1931-1945	4,620	—	135	230	370	470	665	550	450	525	1,155
1946-1951 <sup>1</sup>	8,990	140	—	150	355	590	1,045	1,030	1,290	1,235	3,090
<b>Montréal</b>											
All household heads — Tous chefs de ménage	204,235	1,660	3,980	16,950	28,830	29,600	36,770	22,705	19,285	16,005	28,450
Non-immigrant heads — Chefs non immigrés	163,905	1,255	3,495	14,790	24,805	24,750	30,455	18,170	14,975	12,045	19,065
Immigrant heads — Chefs immigrés	40,430	405	485	2,160	4,025	4,850	6,315	4,535	4,310	3,960	9,385
Before 1931 — Avant 1931	30,885	310	430	1,975	3,570	4,205	5,260	3,460	2,970	2,700	6,005
1931-1945	3,005	—	—	135	220	260	350	330	345	355	945
1946-1951 <sup>1</sup>	6,540	—	—	—	235	385	705	745	995	905	2,435

1. Up to June 1, 1951. — Jusqu'au 1<sup>er</sup> juin 1951.

TABLE 125. Tenant non-farm households by period of immigration of household head showing monthly rent, for provinces and cities of 100,000 population and over, 1951 - Continued

TABLEAU 125. Ménages de locataires non agricoles selon la période d'immigration du chef, et loyer mensuel, provinces et cités de 100,000 et plus, 1951 - suite

Period of immigration of household head Période d'immigration du chef de ménage	Total	Monthly rent Loyer mensuel									
		No rent paid Aucun loyer payé	\$1-14	\$15-19	\$20-24	\$25-29	\$30-39	\$40-49	\$50-59	\$60-69	\$70 +
<b>QUÉBEC - Con.-fin</b>											
<b>Québec</b>											
All household heads - Tous chefs de ménage	26,425	230	565	2,230	3,365	3,840	5,775	3,570	2,505	1,875	2,470
Non-immigrant heads - Chefs non immigrés	25,685	210	560	2,215	3,330	3,770	5,660	3,480	2,405	1,790	2,265
Immigrant heads - Chefs immigrés	740	--	--	--	--	--	115	--	100	--	205
Before 1931 - Avant 1931	570	--	--	--	--	--	--	--	--	--	150
1931-1945	--	--	--	--	--	--	--	--	--	--	--
1946-1951 <sup>1</sup>	115	--	--	--	--	--	--	--	--	--	--
<b>ONTARIO</b>											
All household heads - Tous chefs de ménage	340,875	17,550	21,945	21,425	28,195	36,920	63,910	52,485	35,765	25,040	37,640
Non-immigrant heads - Chefs non immigrés	256,130	12,515	17,910	16,500	21,370	27,745	48,245	39,100	26,890	18,670	27,185
Immigrant heads - Chefs immigrés	84,745	5,035	4,035	4,925	6,825	9,175	15,665	13,385	8,875	6,370	10,455
Before 1931 - Avant 1931	64,460	3,660	3,355	4,030	5,445	7,395	12,615	10,305	6,490	4,365	6,800
1931-1945	5,385	300	220	215	340	545	955	910	630	470	820
1946-1951 <sup>1</sup>	14,900	1,075	460	680	1,040	1,235	2,095	2,170	1,755	1,535	2,855
<b>Hamilton</b>											
All household heads - Tous chefs de ménage	19,245	310	215	725	1,335	2,220	4,085	3,985	2,610	1,780	1,980
Non-immigrant heads - Chefs non immigrés	12,890	155	130	400	810	1,485	2,665	2,720	1,865	1,230	1,430
Immigrant heads - Chefs immigrés	6,355	155	--	325	525	735	1,420	1,265	745	550	550
Before 1931 - Avant 1931	4,855	105	--	295	465	670	1,160	935	515	345	290
1931-1945	350	--	--	--	--	--	--	--	--	--	--
1946-1951 <sup>1</sup>	1,150	--	--	--	--	--	190	255	205	150	220
<b>Ottawa</b>											
All household heads - Tous chefs de ménage	27,650	560	270	780	1,290	2,145	5,200	4,715	4,115	2,940	5,635
Non-immigrant heads - Chefs non immigrés	23,060	450	215	690	1,140	1,865	4,375	3,915	3,480	2,465	4,465
Immigrant heads - Chefs immigrés	4,590	110	--	--	150	280	825	800	635	475	1,170
Before 1931 - Avant 1931	3,710	--	--	--	110	230	725	710	560	355	790
1931-1945	390	--	--	--	--	--	--	--	--	--	140
1946-1951 <sup>1</sup>	490	--	--	--	--	--	--	--	--	--	240
<b>Toronto</b>											
All household heads - Tous chefs de ménage	59,375	1,160	200	870	2,265	3,880	8,740	11,180	9,460	7,595	14,025
Non-immigrant heads - Chefs non immigrés	37,555	640	110	485	1,335	2,210	5,175	6,750	6,200	5,115	9,535
Immigrant heads - Chefs immigrés	21,820	520	--	385	930	1,670	3,565	4,430	3,260	2,480	4,490
Before 1931 - Avant 1931	17,520	425	--	365	875	1,525	3,110	3,665	2,620	1,825	3,020
1931-1945	1,280	--	--	--	--	--	175	260	200	150	355
1946-1951 <sup>1</sup>	3,020	--	--	--	--	--	280	505	440	505	1,115
<b>Windsor</b>											
All household heads - Tous chefs de ménage	14,510	295	150	390	920	2,030	4,060	3,030	1,900	1,030	705
Non-immigrant heads - Chefs non immigrés	10,245	150	105	225	665	1,455	2,950	2,090	1,365	685	555
Immigrant heads - Chefs immigrés	4,265	145	--	165	255	575	1,110	940	535	345	150
Before 1931 - Avant 1931	3,135	--	--	140	220	480	925	685	300	165	--
1931-1945	240	--	--	--	--	--	--	--	--	--	--
1946-1951 <sup>1</sup>	890	--	--	--	--	--	145	185	195	160	--
<b>MANITOBA</b>											
All household heads - Tous chefs de ménage	52,400	3,625	4,350	3,810	5,055	5,355	10,125	7,845	5,265	3,515	3,455
Non-immigrant heads - Chefs non immigrés	34,835	2,120	2,760	2,405	3,440	3,670	7,185	5,230	3,505	2,240	2,280
Immigrant heads - Chefs immigrés	17,565	1,505	1,590	1,405	1,615	1,685	2,940	2,615	1,760	1,275	1,175
Before 1931 - Avant 1931	14,815	1,245	1,420	1,140	1,335	1,320	2,460	2,215	1,550	1,120	1,010
1931-1945	560	--	--	--	--	--	100	--	--	--	--
1946-1951 <sup>1</sup>	2,190	195	115	245	240	320	380	315	155	125	100

1. Up to June 1, 1951. - Jusqu'au 1<sup>er</sup> juin 1951.

TABLE 125. Tenant non-farm households by period of immigration of household head showing monthly rent, for provinces and cities of 100,000 population and over, 1951 - Concluded

TABLEAU 125. Ménages de locataires non agricoles selon la période d'immigration du chef, et loyer mensuel, provinces et cités de 100,000 et plus, 1951 - fin

Period of immigration of household head Période d'immigration du chef de ménage	Total	Monthly rent Loyer mensuel									
		No rent paid Aucun loyer payé	\$1-14	\$15-19	\$20-24	\$25-29	\$30-39	\$40-49	\$50-59	\$60-69	\$70+
<b>MANITOBA - Con. - fin</b>											
<b>Winnipeg</b>											
All household heads - Tous chefs de ménage	30,350	710	705	1,750	2,925	3,085	6,275	5,540	4,075	2,610	2,675
Non-immigrant heads - Chefs non immigrés ..	18,505	360	245	770	1,830	1,915	4,085	3,450	2,580	1,565	1,705
Immigrant heads - Chefs immigrés ..	11,845	350	460	980	1,095	1,170	2,190	2,090	1,495	1,045	970
Before 1931 - Avant 1931 ..	9,980	315	370	775	890	920	1,795	1,810	1,330	925	850
1931-1945 ..	335	--	--	--	--	--	--	--	--	--	--
1946-1951 <sup>1</sup> ..	1,530	--	--	195	190	220	320	220	120	--	--
<b>SASKATCHEWAN</b>											
All household heads - Tous chefs de ménage	41,925	5,095	7,770	5,115	4,215	4,298	7,590	4,075	2,220	880	670
Non-immigrant heads - Chefs non immigrés ..	29,375	3,095	5,145	3,570	3,080	3,050	5,775	2,975	1,575	620	490
Immigrant heads - Chefs immigrés ..	12,550	2,000	2,625	1,545	1,135	1,245	1,815	1,100	645	260	180
Before 1931 - Avant 1931 ..	11,495	1,815	2,505	1,410	1,025	1,100	1,660	1,015	580	240	145
1931-1945 ..	345	--	--	--	--	--	--	--	--	--	--
1946-1951 <sup>1</sup> ..	710	140	--	--	--	110	115	--	--	--	--
<b>ALBERTA</b>											
All household heads - Tous chefs de ménage	60,420	4,975	6,310	5,405	5,575	6,115	11,490	7,275	5,115	3,240	4,920
Non-immigrant heads - Chefs non immigrés ..	39,680	2,895	3,330	3,240	3,400	4,090	8,225	5,060	3,805	2,390	3,245
Immigrant heads - Chefs immigrés ..	20,740	2,080	2,980	2,165	2,175	2,025	3,265	2,215	1,310	850	1,675
Before 1931 - Avant 1931 ..	17,005	1,675	2,690	1,900	1,820	1,695	2,665	1,800	1,000	665	1,095
1931-1945 ..	815	--	100	--	--	--	135	--	--	--	--
1946-1951 <sup>1</sup> ..	2,920	330	190	180	280	235	465	320	245	170	505
<b>Calgary</b>											
All household heads - Tous chefs de ménage	15,460	370	480	1,060	1,500	1,690	3,170	2,320	1,865	1,150	1,855
Non-immigrant heads - Chefs non immigrés ..	10,085	165	225	535	885	1,095	2,280	1,585	1,340	790	1,185
Immigrant heads - Chefs immigrés ..	5,375	205	255	525	615	595	890	735	525	360	670
Before 1931 - Avant 1931 ..	4,415	170	250	475	530	510	735	620	435	280	410
1931-1945 ..	155	--	--	--	--	--	--	--	--	--	--
1946-1951 <sup>1</sup> ..	805	--	--	--	--	--	130	--	--	--	245
<b>Edmonton</b>											
All household heads - Tous chefs de ménage	16,585	255	395	740	1,245	1,595	3,785	2,475	1,950	1,520	2,625
Non-immigrant heads - Chefs non immigrés ..	11,215	150	210	375	705	940	2,635	1,800	1,455	1,160	1,785
Immigrant heads - Chefs immigrés ..	5,370	105	185	365	540	655	1,150	675	495	360	840
Before 1931 - Avant 1931 ..	4,195	--	170	310	465	555	910	520	350	265	560
1931-1945 ..	245	--	--	--	--	--	--	--	--	--	--
1946-1951 <sup>1</sup> ..	930	--	--	--	--	--	180	115	115	--	230
<b>BRITISH COLUMBIA</b>											
All household heads - Tous chefs de ménage	99,330	8,720	9,415	6,675	8,590	10,885	18,740	14,825	9,025	5,675	6,780
Non-immigrant heads - Chefs non immigrés ..	62,150	4,835	4,880	4,050	5,180	6,670	12,630	9,895	6,075	3,695	4,240
Immigrant heads - Chefs immigrés ..	37,180	3,885	4,535	2,625	3,410	4,215	6,110	4,930	2,950	1,980	2,540
Before 1931 - Avant 1931 ..	31,945	3,340	4,135	2,290	3,015	3,700	5,220	4,090	2,505	1,605	2,045
1931-1945 ..	1,530	160	140	135	110	135	265	230	105	135	115
1946-1951 <sup>1</sup> ..	3,705	385	260	200	285	380	625	610	340	240	380
<b>Vancouver</b>											
All household heads - Tous chefs de ménage	37,435	975	1,365	1,365	2,350	3,545	7,510	7,465	4,970	3,435	4,455
Non-immigrant heads - Chefs non immigrés ..	22,380	470	490	665	1,240	1,865	4,755	4,790	3,145	2,165	2,795
Immigrant heads - Chefs immigrés ..	15,055	505	875	700	1,110	1,680	2,755	2,675	1,825	1,270	1,660
Before 1931 - Avant 1931 ..	13,090	430	845	640	1,035	1,540	2,400	2,265	1,545	1,045	1,345
1931-1945 ..	615	--	--	--	--	--	135	110	--	--	--
1946-1951 <sup>1</sup> ..	1,350	--	--	--	--	105	220	300	210	135	220

1. Up to June 1, 1951. - Jusqu'au 1<sup>er</sup> juin 1951.

**TABLE 126. Owner non-farm households by period of immigration of household head showing the number with and without mortgages, for provinces and cities of 100,000 population and over, 1951**

**TABLEAU 126. Ménages de propriétaires non agricoles selon la période d'immigration du chef, et nombre de ménages hypothéqués et non hypothéqués, provinces et cités de 100,000 et plus, 1951**

Period of immigration of household head — Période d'immigration du chef de ménage	Total	Households reporting: — Ménages:		
		No mortgage — Non hypothéqués	First mortgage only — Première hypothèque seulement	First and second mortgages — Première et deuxième hypothèques
<b>CANADA</b>				
All household heads — Tous chefs de ménage .....	1, 654, 045	1, 137, 040	478, 740	38, 265
Non-immigrant heads — Chefs non immigrés .....	1, 179, 445	802, 950	350, 510	25, 985
Immigrant heads — Chefs immigrés .....	474, 600	334, 090	128, 230	12, 280
Before 1931 — Avant 1931 .....	436, 655	317, 510	110, 410	8, 735
1931-1945 .....	17, 195	9, 545	6, 950	700
1946-1951 <sup>1</sup> .....	20, 750	7, 035	10, 870	2, 845
<b>NEWFOUNDLAND</b>				
All household heads — Tous chefs de ménage .....	58, 123	56, 155	1, 920	--
Non-immigrant heads — Chefs non immigrés .....	57, 590	55, 680	1, 865	--
Immigrant heads — Chefs immigrés .....	535	475	--	--
Before 1931 — Avant 1931 .....	430	370	--	--
1931-1945 .....	--	--	--	--
1946-1951 <sup>1</sup> .....	--	--	--	--
<b>PRINCE EDWARD ISLAND</b>				
All household heads — Tous chefs de ménage .....	7, 975	6, 220	1, 735	--
Non-immigrant heads — Chefs non immigrés .....	7, 690	6, 010	1, 660	--
Immigrant heads — Chefs immigrés .....	285	210	--	--
Before 1931 — Avant 1931 .....	225	175	--	--
1931-1945 .....	--	--	--	--
1946-1951 <sup>1</sup> .....	--	--	--	--
<b>NOVA SCOTIA</b>				
All household heads — Tous chefs de ménage .....	89, 115	72, 680	15, 955	480
Non-immigrant heads — Chefs non immigrés .....	82, 355	67, 305	14, 625	425
Immigrant heads — Chefs immigrés .....	6, 760	5, 375	1, 330	--
Before 1931 — Avant 1931 .....	5, 930	4, 860	1, 025	--
1931-1945 .....	585	380	200	--
1946-1951 <sup>1</sup> .....	245	135	105	--
<b>NEW BRUNSWICK</b>				
All household heads — Tous chefs de ménage .....	53, 595	45, 090	8, 360	145
Non-immigrant heads — Chefs non immigrés .....	50, 290	42, 445	7, 710	135
Immigrant heads — Chefs immigrés .....	3, 305	2, 645	650	--
Before 1931 — Avant 1931 .....	2, 945	2, 385	550	--
1931-1945 .....	235	160	--	--
1946-1951 <sup>1</sup> .....	125	100	--	--
<b>QUÉBEC</b>				
All household heads — Tous chefs de ménage .....	288, 575	194, 430	90, 650	3, 495
Non-immigrant heads — Chefs non immigrés .....	259, 985	177, 505	79, 585	2, 895
Immigrant heads — Chefs immigrés .....	28, 590	16, 925	11, 065	600
Before 1931 — Avant 1931 .....	25, 310	15, 460	9, 410	440
1931-1945 .....	2, 095	1, 025	1, 000	--
1946-1951 <sup>1</sup> .....	1, 185	440	655	--
<b>Montréal</b>				
All household heads — Tous chefs de ménage .....	43, 000	20, 230	21, 400	1, 370
Non-immigrant heads — Chefs non immigrés .....	32, 155	14, 780	16, 415	960
Immigrant heads — Chefs immigrés .....	10, 845	5, 450	4, 985	410
Before 1931 — Avant 1931 .....	9, 780	5, 145	4, 320	315
1931-1945 .....	655	220	380	--
1946-1951 <sup>1</sup> .....	410	--	285	--

1. Up to June 1, 1951. — Jusqu'au 1<sup>er</sup> juin 1951.

**TABLE 126. Owner non-farm households by period of immigration of household head showing the number with and without mortgages, for provinces and cities of 100,000 population and over, 1951 - Continued**

**TABLEAU 126. Ménages de propriétaires non agricoles selon la période d'immigration du chef, et nombre de ménages hypothéqués et non hypothéqués, provinces et cités de 100,000 et plus, 1951 - suite**

Period of immigration of household head Période d'immigration du chef de ménage	Total	Households reporting: Ménages:		
		No mortgage Non hypothéqués	First mortgage only Première hypothèque seulement	First and second mortgages Première et deuxième hypothèques
<b>QUÉBEC - Con.-fin</b>				
<b>Québec</b>				
All household heads - Tous chefs de ménage.....	8,505	5,165	3,170	170
Non-immigrant heads - Chefs non immigrés.....	8,330	5,085	3,085	160
Immigrant heads - Chefs immigrés.....	175	--	--	--
Before 1931 - Avant 1931.....	145	--	--	--
1931-1945.....	--	--	--	--
1946-1951 <sup>1</sup> .....	--	--	--	--
<b>ONTARIO</b>				
All household heads - Tous chefs de ménage.....	668,625	400,670	238,090	29,865
Non-immigrant heads - Chefs non immigrés.....	459,975	274,035	166,290	19,650
Immigrant heads - Chefs immigrés.....	208,650	126,635	71,800	10,215
Before 1931 - Avant 1931.....	186,930	118,925	60,970	7,035
1931-1945.....	9,055	4,485	3,990	580
1946-1951 <sup>1</sup> .....	12,665	3,225	6,840	2,600
<b>Hamilton</b>				
All household heads - Tous chefs de ménage.....	36,055	18,545	15,705	1,805
Non-immigrant heads - Chefs non immigrés.....	19,405	8,820	9,485	1,100
Immigrant heads - Chefs immigrés.....	16,650	9,725	6,220	705
Before 1931 - Avant 1931.....	15,035	9,340	5,245	450
1931-1945.....	620	230	350	--
1946-1951 <sup>1</sup> .....	995	155	625	215
<b>Ottawa</b>				
All household heads - Tous chefs de ménage.....	21,065	10,135	9,945	985
Non-immigrant heads - Chefs non immigrés.....	16,730	7,850	8,075	805
Immigrant heads - Chefs immigrés.....	4,335	2,285	1,870	180
Before 1931 - Avant 1931.....	4,015	2,205	1,675	135
1931-1945.....	215	--	140	--
1946-1951 <sup>1</sup> .....	105	--	--	--
<b>Toronto</b>				
All household heads - Tous chefs de ménage.....	97,730	48,725	40,930	8,075
Non-immigrant heads - Chefs non immigrés.....	50,835	24,280	22,360	4,195
Immigrant heads - Chefs immigrés.....	46,895	24,445	18,570	3,880
Before 1931 - Avant 1931.....	41,835	23,150	16,095	2,590
1931-1945.....	1,820	810	855	155
1946-1951 <sup>1</sup> .....	3,240	485	1,620	1,135
<b>Windsor</b>				
All household heads - Tous chefs de ménage.....	17,290	10,735	6,280	275
Non-immigrant heads - Chefs non immigrés.....	9,755	5,720	3,900	135
Immigrant heads - Chefs immigrés.....	7,535	5,015	2,380	140
Before 1931 - Avant 1931.....	6,855	4,725	2,015	115
1931-1945.....	325	220	105	--
1946-1951 <sup>1</sup> .....	355	--	260	--
<b>MANITOBA</b>				
All household heads - Tous chefs de ménage.....	98,095	69,330	27,280	1,485
Non-immigrant heads - Chefs non immigrés.....	56,980	37,925	18,055	1,000
Immigrant heads - Chefs immigrés.....	41,115	31,405	9,225	485
Before 1931 - Avant 1931.....	39,120	30,485	8,225	410
1931-1945.....	750	455	275	--
1946-1951 <sup>1</sup> .....	1,245	465	725	--

1. Up to June 1, 1951. - Jusqu'au 1<sup>er</sup> juin 1951.

TABLE 126. Owner non-farm households by period of immigration of household head showing the number with and without mortgages, for provinces and cities of 100,000 population and over, 1951 - Concluded

TABLEAU 126. Ménages de propriétaires non agricoles selon la période d'immigration du chef, et nombre de ménages hypothéqués et non hypothéqués, provinces et cités de 100,000 et plus, 1951 - fin

Period of immigration of household head Période d'immigration du chef de ménage	Total	Households reporting: Ménages:		
		No mortgage Non hypothéqués	First mortgage only Première hypothèque seulement	First and second mortgages Première et deuxième hypothèques
<b>MANITOBA - Con.-fin</b>				
<b>Winnipeg</b>				
All household heads - Tous chefs de ménage .....	34,280	20,785	12,750	745
Non-immigrant heads - Chefs non immigrés .....	15,530	7,645	7,460	425
Immigrant heads - Chefs immigrés .....	18,750	13,140	5,290	320
Before 1931 - Avant 1931 .....	17,775	12,810	4,700	265
1931-1945 .....	370	190	160	--
1946-1951 <sup>1</sup> .....	605	140	430	--
<b>SASKATCHEWAN</b>				
All household heads - Tous chefs de ménage .....	79,425	70,520	8,795	110
Non-immigrant heads - Chefs non immigrés .....	44,205	37,980	6,150	--
Immigrant heads - Chefs immigrés .....	35,220	32,540	2,645	--
Before 1931 - Avant 1931 .....	34,375	31,880	2,460	--
1931-1945 .....	370	315	--	--
1946-1951 <sup>1</sup> .....	475	345	130	--
<b>ALBERTA</b>				
All household heads - Tous chefs de ménage .....	104,270	79,095	24,830	345
Non-immigrant heads - Chefs non immigrés .....	54,165	37,730	16,220	215
Immigrant heads - Chefs immigrés .....	50,105	41,365	8,610	130
Before 1931 - Avant 1931 .....	47,280	39,750	7,410	120
1931-1945 .....	1,205	780	420	--
1946-1951 <sup>1</sup> .....	1,620	835	780	--
<b>Calgary</b>				
All household heads - Tous chefs de ménage .....	22,190	13,610	8,450	130
Non-immigrant heads - Chefs non immigrés .....	11,360	5,990	5,310	--
Immigrant heads - Chefs immigrés .....	10,830	7,620	3,140	--
Before 1931 - Avant 1931 .....	10,235	7,435	2,735	--
1931-1945 .....	235	--	135	--
1946-1951 <sup>1</sup> .....	360	--	270	--
<b>Edmonton</b>				
All household heads - Tous chefs de ménage .....	26,150	15,515	10,490	145
Non-immigrant heads - Chefs non immigrés .....	14,030	7,030	6,885	115
Immigrant heads - Chefs immigrés .....	12,120	8,485	3,605	--
Before 1931 - Avant 1931 .....	11,320	8,160	3,135	--
1931-1945 .....	385	205	180	--
1946-1951 <sup>1</sup> .....	415	120	290	--
<b>BRITISH COLUMBIA</b>				
All household heads - Tous chefs de ménage .....	206,245	142,850	61,125	2,270
Non-immigrant heads - Chefs non immigrés .....	106,210	66,335	38,350	1,525
Immigrant heads - Chefs immigrés .....	100,035	76,515	22,775	745
Before 1931 - Avant 1931 .....	94,110	73,220	20,255	635
1931-1945 .....	2,800	1,855	925	--
1946-1951 <sup>1</sup> .....	3,125	1,440	1,595	--
<b>Vancouver</b>				
All household heads - Tous chefs de ménage .....	63,870	37,980	24,620	1,270
Non-immigrant heads - Chefs non immigrés .....	31,085	15,385	14,890	810
Immigrant heads - Chefs immigrés .....	32,785	22,595	9,730	460
Before 1931 - Avant 1931 .....	31,020	21,895	8,730	395
1931-1945 .....	845	460	375	--
1946-1951 <sup>1</sup> .....	920	240	625	--

1. Up to June 1, 1951. - Jusqu'au 1<sup>er</sup> juin 1951.





**Part II**  
**FAMILIES**



**Partie II**  
**FAMILLES**

TABLE 127. Families, persons in families, and average size of family, for provinces and incorporated cities, towns, and villages of 10,000 population and over, 1941 and 1951

TABLEAU 127. Familles, nombre de personnes dans les familles et importance numérique moyenne de la famille, provinces et cités, villes et villages constitués de 10,000 et plus, 1941 et 1951

Locality — Localité	Families — Familles		Persons in families — Nombre de personnes dans les familles		Average number of persons per family — Moyenne de personnes par famille	
	1941	1951	1941	1951	1941	1951
<b>CANADA<sup>1</sup></b> .....	<b>2,525,299</b>	<b>3,207,587</b>	<b>9,937,986</b>	<b>11,868,276</b>	<b>3.9</b>	<b>3.7</b>
<b>Newfoundland</b> .....	<b>68,000<sup>2</sup></b>	<b>74,858</b>	<b>298,702<sup>2</sup></b>	<b>328,609</b>	<b>4.4<sup>2</sup></b>	<b>4.4</b>
St. John's .....	9,259 <sup>2</sup>	11,427	37,912 <sup>2</sup>	46,179	4.1 <sup>2</sup>	4.0
<b>Prince Edward Island</b> .....	<b>19,590</b>	<b>21,381</b>	<b>82,050</b>	<b>86,105</b>	<b>4.2</b>	<b>4.0</b>
Charlottetown .....	2,997	3,483	12,031	12,807	4.0	3.7
<b>Nova Scotia</b> .....	<b>123,561</b>	<b>145,127</b>	<b>499,682</b>	<b>559,050</b>	<b>4.0</b>	<b>3.9</b>
Dartmouth .....	2,503	3,693	9,269	13,026	3.7	3.5
Glace Bay .....	4,997	5,465	23,160	23,529	4.6	4.3
Halifax .....	15,235	19,016	56,202	66,662	3.7	3.5
New Waterford .....	1,765	2,138	8,505	9,761	4.8	4.6
Sydney .....	5,854	7,080	24,676	27,875	4.2	3.9
Truro .....	2,311	2,653	8,105	8,941	3.5	3.4
<b>New Brunswick</b> .....	<b>93,479</b>	<b>111,639</b>	<b>404,140</b>	<b>460,144</b>	<b>4.3</b>	<b>4.1</b>
Edmundston .....	1,331	2,264	6,333	9,782	4.8	4.3
Fredericton .....	2,369	4,043	8,360	13,601	3.5	3.4
Moncton .....	5,120	6,424	19,162	22,275	3.7	3.5
Saint John .....	11,580	12,224	43,202	43,036	3.7	3.5
<b>Québec</b> .....	<b>647,946</b>	<b>856,041</b>	<b>2,937,828</b>	<b>3,609,851</b>	<b>4.5</b>	<b>4.2</b>
Arvida .....	813	2,125	3,538	10,319	4.4	4.9
Cap-de-la-Madeleine .....	2,234	3,905	11,284	17,729	5.1	4.5
Chicoutimi .....	2,735	4,075	14,348	20,379	5.2	5.0
Drummondville .....	2,092	3,109	9,023	12,583	4.3	4.0
Granby .....	2,933	4,942	12,644	19,838	4.3	4.0
Grand' Mère .....	1,649	2,404	8,020	10,319	4.9	4.3
Hull .....	6,574	9,916	30,135	39,720	4.6	4.0
Jacques-Cartier .....	3	4,908	3	21,341	3	4.3
Joliette .....	2,287	3,215	10,853	13,916	4.7	4.3
Jonquières .....	2,361	3,999	12,819	20,658	5.4	5.2
Lachine .....	4,381	6,751	17,956	24,399	4.1	3.6
Lasalle .....	1,033	2,943	4,224	10,767	4.1	3.7
Lévis .....	1,988	2,458	9,741	10,754	4.9	4.4
Longueuil .....	1,431	2,655	5,878	10,008	4.1	3.8
Magog .....	1,880	2,683	8,087	11,347	4.3	4.2
Montréal .....	197,840	246,389	774,476	868,208	3.9	3.5
Montréal N. ....	1,294	3,201	5,788	13,201	4.5	4.1
Mont-Royal .....	1,297	3,050	4,487	10,536	3.5	3.5
Outremont .....	7,033	7,329	25,953	24,968	3.7	3.4
Québec .....	27,594	33,830	126,732	139,843	4.6	4.1
Rimouski .....	1,111	2,169	5,602	10,010	5.0	4.6
Rouyn .....	1,732	2,993	7,446	12,918	4.3	4.3
St-Hyacinthe .....	3,296	4,181	13,740	15,832	4.2	3.8
St-Jean .....	2,815	4,099	11,770	15,652	4.2	3.8
St-Jérôme .....	2,290	3,858	10,179	16,062	4.4	4.2
St-Laurent .....	1,187	5,039	5,090	18,230	4.3	3.6
St-Michel .....	595	2,405	2,754	9,666	4.6	4.0
Shawinigan Falls .....	3,920	5,704	18,771	25,098	4.8	4.4
Sherbrooke .....	7,515	11,034	30,199	43,321	4.0	3.9
Sillery .....	3	2,167	3	9,113	3	4.2
Sorel .....	2,504	3,240	10,554	13,222	4.2	4.1
Thetford Mines .....	2,465	3,330	11,841	14,225	4.8	4.3
Trois-Rivières .....	7,871	9,466	36,917	40,587	4.7	4.3
Valleyfield (Salaberry-de) .....	3,463	4,996	14,233	20,311	4.1	4.1
Verdun .....	16,312	20,123	61,006	69,249	3.7	3.4
Victoriaville .....	1,738	2,825	7,765	12,059	4.5	4.3
Westmount .....	5,604	5,779	19,221	18,374	3.4	3.2

1. Totals for Canada do not include the province of Newfoundland, or the Yukon and Northwest Territories. — Terre-Neuve, le Yukon et les Territoires du Nord-Ouest ne sont pas compris dans les totaux pour le Canada.

2. Based on the 1945 Census of Newfoundland. — D'après le recensement de Terre-Neuve de 1945.

3. Figures not available. — Chiffres non disponibles.

TABLE 127. Families, persons in families, and average size of family, for provinces and incorporated cities, towns, and villages of 10,000 population and over, 1941 and 1951 - Concluded

TABLEAU 127. Familles, nombre de personnes dans les familles et importance numérique moyenne de la famille, provinces et cités, villes et villages constitués de 10,000 et plus, 1941 et 1951 - fin

Locality — Localité	Families — Familles		Persons in families — Nombre de personnes dans les familles		Average number of persons per family — Moyenne de personnes par famille	
	1941	1951	1941	1951	1941	1951
<b>Ontario</b> .....	<b>909,210</b>	<b>1,162,772</b>	<b>3,235,793</b>	<b>3,941,473</b>	<b>3.6</b>	<b>3.4</b>
Barrie.....	2,530	3,367	8,192	10,817	3.2	3.2
Belleville.....	3,887	5,180	13,276	16,672	3.4	3.2
Brantford.....	8,152	9,774	27,505	31,177	3.4	3.2
Brockville.....	2,784	3,202	9,278	10,287	3.3	3.2
Chatham.....	4,319	5,386	14,546	17,793	3.4	3.3
Cornwall.....	3,061	4,058	12,019	14,901	3.9	3.7
Eastview.....	1,873	3,354	7,407	12,766	4.4	3.8
Forest Hill.....	3,038	4,130	9,983	13,301	3.3	3.2
Fort William.....	6,881	9,015	25,219	30,780	3.7	3.4
Galt.....	4,021	5,184	13,111	16,610	3.3	3.2
Guelph.....	5,664	7,084	19,814	23,362	3.5	3.3
Hamilton.....	42,412	55,764	143,527	178,482	3.4	3.2
Kingston.....	7,135	8,485	24,064	26,923	3.4	3.2
Kitchener.....	8,778	11,832	30,998	38,317	3.5	3.2
Leaside.....	1,846	4,693	5,824	15,052	3.2	3.2
London.....	19,434	24,679	63,933	77,348	3.3	3.1
Mimico.....	2,095	3,254	7,491	10,175	3.6	3.1
New Toronto.....	2,059	2,632	7,204	8,415	3.5	3.2
Niagara Falls.....	5,172	6,101	17,605	19,469	3.4	3.2
North Bay.....	3,523	4,468	13,997	15,946	4.0	3.6
Orillia.....	2,409	3,182	8,347	10,444	3.5	3.3
Oshawa.....	6,803	11,170	23,395	36,280	3.4	3.2
Ottawa.....	34,609	48,811	125,272	166,843	3.6	3.4
Owen Sound.....	3,515	4,282	12,115	14,158	3.4	3.3
Pembroke.....	2,541	3,047	9,646	11,049	3.8	3.6
Peterborough.....	6,148	9,807	21,343	32,933	3.5	3.4
Port Arthur.....	5,784	8,082	20,383	27,347	3.5	3.4
St. Catharines.....	7,689	10,051	25,583	32,689	3.3	3.3
St. Thomas.....	4,635	4,995	14,806	15,536	3.2	3.1
Sarnia.....	4,754	8,953	16,261	30,162	3.4	3.4
Sault Ste. Marie.....	6,167	8,124	22,986	28,630	3.7	3.5
Stratford.....	4,369	5,066	14,799	16,261	3.4	3.2
Sudbury.....	7,370	9,978	27,437	36,462	3.7	3.7
Timmins.....	6,516	6,662	25,040	25,212	3.8	3.8
Toronto.....	168,218	177,984	554,784	536,665	3.3	3.0
Trenton.....	2,079	2,666	7,304	9,010	3.5	3.4
Waterloo.....	2,210	3,188	7,991	10,645	3.6	3.3
Welland.....	3,034	4,006	10,570	13,489	3.5	3.4
Windsor.....	25,701	30,855	92,162	103,387	3.6	3.4
Woodstock.....	3,136	4,157	10,274	13,206	3.3	3.2
<b>Manitoba</b> .....	<b>166,249</b>	<b>191,268</b>	<b>636,606</b>	<b>679,806</b>	<b>3.8</b>	<b>3.6</b>
Brandon.....	3,876	5,052	13,400	16,199	3.5	3.2
St. Boniface.....	4,168	6,564	15,682	22,928	3.8	3.5
Winnipeg.....	56,369	63,117	186,719	196,639	3.3	3.1
<b>Saskatchewan</b> .....	<b>190,137</b>	<b>196,188</b>	<b>784,992</b>	<b>731,773</b>	<b>4.1</b>	<b>3.7</b>
Moose Jaw.....	5,032	6,352	17,657	20,907	3.5	3.3
Prince Albert.....	2,718	4,037	10,108	14,525	3.7	3.6
Regina.....	13,765	18,229	48,631	60,225	3.5	3.3
Saskatoon.....	10,338	13,639	36,037	44,742	3.5	3.3
<b>Alberta</b> .....	<b>175,744</b>	<b>223,326</b>	<b>687,724</b>	<b>816,050</b>	<b>3.9</b>	<b>3.7</b>
Calgary.....	22,738	34,053	75,004	107,344	3.3	3.2
Edmonton.....	22,619	40,278	79,507	134,820	3.5	3.3
Lethbridge.....	3,599	6,058	12,605	20,068	3.5	3.3
Medicine Hat.....	2,645	4,449	9,073	14,552	3.4	3.3
<b>British Columbia</b> .....	<b>199,383</b>	<b>299,845</b>	<b>669,171</b>	<b>984,024</b>	<b>3.4</b>	<b>3.3</b>
New Westminster.....	5,262	7,278	17,708	23,146	3.4	3.2
North Vancouver.....	2,384	4,317	7,965	14,246	3.3	3.3
Penticton.....	1	2,841	1	9,502	1	3.3
Trail.....	2,335	2,956	7,948	10,058	3.4	3.4
Vancouver.....	70,583	92,798	223,680	281,255	3.2	3.0
Victoria.....	10,854	13,632	33,104	40,363	3.0	3.0

1. Figures not available. - Chiffres non disponibles.

TABLE 128. Families by size, type, number of members in the labour force, and by earnings of wage-earner heads, for counties and census divisions, rural farm, rural non-farm and urban, 1951.

No.	Locality — Localité	Total	Persons in families — Nombre de personnes dans les familles	Average number of persons per family — Moyenne de personnes par famille	Families by number of persons per family — Familles selon le nombre de personnes par famille							
					2	3	4	5	6	7	8	9+
1	CANADA .....	3,287,384	12,216,103	3.7	1,025,772	787,082	657,607	362,464	192,146	106,151	62,536	93,626
2	Rural — Rurale .....	1,163,844	4,816,218	4.1	306,686	246,112	222,496	146,015	90,882	56,102	35,787	59,764
3	Farm — Agricole .....	601,622	2,618,750	4.4	140,570	124,148	114,330	78,568	51,052	32,630	20,998	39,326
4	Non-farm — Non agricole .....	562,222	2,197,468	3.9	166,116	121,964	108,166	67,447	39,830	23,472	14,789	20,438
5	Urban — Urbaine .....	2,123,540	7,399,885	3.5	719,086	540,970	435,111	216,449	101,264	50,049	26,749	33,862
6	Newfoundland .....	74,858	328,609	4.4	16,746	15,327	13,507	10,040	6,779	4,737	3,188	4,534
7	Rural — Rurale .....	43,050	190,323	4.4	9,765	8,570	7,474	5,684	4,054	2,890	1,951	2,662
8	Farm — Agricole .....	3,066	14,620	4.8	639	584	492	386	260	222	174	309
9	Non-farm — Non agricole .....	39,984	175,703	4.4	9,126	7,986	6,982	5,298	3,794	2,668	1,777	2,353
10	Urban — Urbaine .....	31,808	138,286	4.3	6,981	6,757	6,033	4,356	2,725	1,847	1,237	1,872
11	Division No. 1 .....	31,163	133,475	4.3	7,564	6,423	5,626	4,072	2,689	1,850	1,201	1,738
12	Rural — Rurale .....	12,628	54,488	4.3	3,211	2,489	2,144	1,531	1,157	813	541	742
13	Farm — Agricole .....	1,484	6,596	4.4	366	288	255	167	126	103	72	107
14	Non-farm — Non agricole .....	11,144	47,892	4.3	2,845	2,201	1,889	1,364	1,031	710	469	635
15	Urban — Urbaine .....	18,535	78,987	4.3	4,353	3,934	3,482	2,541	1,532	1,037	660	996
16	Division No. 2 .....	4,762	20,881	4.4	1,125	910	806	656	476	311	201	277
17	Rural — Rurale .....	3,729	16,423	4.4	877	699	637	511	377	252	154	222
18	Farm — Agricole .....	52	234	4.5	6	10	16	9	4	1	4	2
19	Non-farm — Non agricole .....	3,677	16,189	4.4	871	689	621	502	373	251	150	220
20	Urban — Urbaine .....	1,033	4,458	4.3	248	211	169	145	99	59	47	55
21	Division No. 3 .....	4,479	19,280	4.3	1,046	876	821	583	463	297	179	214
22	Rural — Rurale .....	3,916	16,793	4.3	917	780	715	509	399	256	157	183
23	Farm — Agricole .....	19	102	5.4	1	7	—	3	2	—	3	3
24	Non-farm — Non agricole .....	3,897	16,691	4.3	916	773	715	506	397	256	154	180
25	Urban — Urbaine .....	563	2,487	4.4	129	96	106	74	64	41	22	31
26	Division No. 4 .....	2,781	14,303	5.1	484	474	428	358	276	212	178	371
27	Rural — Rurale .....	2,145	11,049	5.2	384	353	324	286	205	163	137	293
28	Farm — Agricole .....	978	5,223	5.3	170	171	125	121	85	81	64	161
29	Non-farm — Non agricole .....	1,167	5,826	5.0	214	182	199	165	120	82	73	132
30	Urban — Urbaine .....	636	3,254	5.1	100	121	104	72	71	49	41	78
31	Division No. 5 .....	5,442	25,669	4.7	934	1,110	989	779	546	345	269	470
32	Rural — Rurale .....	1,306	6,780	5.2	186	217	205	206	148	99	89	156
33	Farm — Agricole .....	211	1,053	5.0	31	38	36	37	19	18	12	20
34	Non-farm — Non agricole .....	1,095	5,727	5.2	155	179	169	169	129	81	77	136
35	Urban — Urbaine .....	4,136	18,889	4.6	748	893	784	573	398	246	180	314
36	Division No. 6 .....	5,420	25,191	4.6	934	1,109	1,080	740	495	390	256	416
37	Rural — Rurale .....	997	4,843	4.9	176	164	179	132	112	89	60	85
38	Farm — Agricole .....	10	44	4.4	1	2	2	3	1	1	—	—
39	Non-farm — Non agricole .....	987	4,799	4.9	175	162	177	129	111	88	60	85
40	Urban — Urbaine .....	4,423	20,348	4.6	758	945	901	608	383	301	196	331
41	Division No. 7 .....	8,074	32,920	4.1	2,088	1,765	1,422	1,122	643	463	306	265
42	Rural — Rurale .....	6,604	27,295	4.1	1,669	1,419	1,155	913	555	400	259	234
43	Farm — Agricole .....	111	453	4.1	25	23	23	20	10	2	6	2
44	Non-farm — Non agricole .....	6,493	26,842	4.1	1,644	1,396	1,132	893	545	398	253	232
45	Urban — Urbaine .....	1,470	5,625	3.8	419	346	267	209	88	63	47	31
46	Division No. 8 .....	7,968	34,746	4.4	1,726	1,687	1,474	1,069	706	532	328	446
47	Rural — Rurale .....	7,236	31,699	4.4	1,548	1,539	1,327	969	644	495	295	419
48	Farm — Agricole .....	134	596	4.4	28	25	27	23	6	12	4	9
49	Non-farm — Non agricole .....	7,102	31,103	4.4	1,520	1,514	1,300	946	638	483	291	410
50	Urban — Urbaine .....	732	3,047	4.2	178	148	147	100	62	37	33	27
51	Division No. 9 .....	3,363	15,977	4.8	599	642	575	465	356	255	202	269
52	Rural — Rurale .....	3,083	14,786	4.8	551	579	502	431	328	241	191	260
53	Farm — Agricole .....	67	319	4.8	11	20	8	3	7	4	9	5
54	Non-farm — Non agricole .....	3,016	14,467	4.8	540	559	494	428	321	237	182	255
55	Urban — Urbaine .....	280	1,191	4.3	48	63	73	34	28	14	11	9
56	Division No. 10 .....	1,406	6,167	4.4	246	331	286	196	129	82	68	68
57	Rural — Rurale .....	1,406	6,167	4.4	246	331	286	196	129	82	68	68
58	Non-farm — Non agricole .....	1,406	6,167	4.4	246	331	286	196	129	82	68	68

1. See Introduction for full explanation of types of family.
2. Includes earnings "not stated" and "nil".
3. Includes the Yukon and Northwest Territories.

**TABLEAU 128. Familles selon l'importance numérique, le type, le nombre de membres figurant à la main-d'oeuvre et selon le gain des chefs salariés, comtés et divisions de recensement, régions rurales agricoles, rurales non agricoles, et urbaines, 1951**

Familles by type <sup>1</sup> — Familles selon le type <sup>1</sup>			Familles by number of persons in the labour force — Familles selon le nombre de personnes figurant à la main-d'oeuvre			Wage-earner families by earnings of head — Familles de salariés selon le gain du chef								No
Maintaining own household — Maintenant leur propre ménage	Not maintaining own household — Ne maintenant pas leur propre ménage		0	1	2 +	Total <sup>2</sup>	Under \$1,000 — Moins de \$1,000	\$1,000- 1,999	\$2,000- 2,499	\$2,500- 2,999	\$3,000- 3,999	\$4,000- 5,999	\$6,000+	No
	Related — Parentes	Non-related — Non parentes												
2,966,739	201,283	119,362	275,629	2,150,873	860,382	1,990,559	165,782	462,112	491,614	365,125	299,352	109,013	41,276	1
1,083,373	67,550	12,921	121,590	760,971	281,283	419,683	83,441	141,914	81,565	46,537	34,213	9,522	2,436	2
556,166	39,654	5,802	34,886	389,400	177,336	289,558	96,810	36,535	13,565	6,152	3,521	797	246	3
527,207	27,896	7,119	86,704	371,571	103,947	323,073	54,483	105,379	68,000	40,385	30,692	8,725	2,190	4
1,883,366	133,733	106,441	154,039	1,389,902	579,599	1,570,876	82,341	320,198	410,049	318,588	265,139	99,491	38,840	5
64,957	8,525	1,376	9,648	48,476	16,734	41,180	12,664	12,228	6,246	3,672	3,355	1,258	392	6
37,518	5,141	391	6,818	27,192	9,040	18,338	9,402	5,616	1,493	604	369	90	24	7
2,637	408	21	356	1,857	853	1,086	502	360	122	36	16	8	—	8
34,881	4,733	370	6,462	25,335	8,187	17,252	8,900	5,256	1,371	568	353	82	24	9
27,439	3,384	985	2,830	21,284	7,694	22,842	3,262	6,612	4,753	3,068	2,986	1,168	368	10
26,787	3,563	813	4,163	19,836	7,164	18,467	4,300	6,131	3,835	1,701	1,179	469	188	11
11,007	1,495	126	2,360	7,717	2,551	5,586	2,592	1,822	617	198	94	23	6	12
1,242	228	14	185	889	410	540	235	174	79	17	8	5	—	13
9,765	1,267	112	2,175	6,828	2,141	5,046	2,357	1,648	538	181	86	18	6	14
15,780	2,068	687	1,803	12,119	4,613	12,881	1,708	4,309	3,218	1,503	1,085	446	182	15
4,308	423	31	766	2,956	1,040	2,222	1,132	738	193	51	32	15	5	16
3,370	339	20	643	2,272	814	1,510	910	446	83	13	8	6	2	17
49	3	—	4	23	25	14	6	4	—	—	—	—	—	18
3,321	336	20	639	2,249	789	1,496	904	442	83	13	8	6	2	19
938	84	11	123	684	226	712	222	292	110	38	24	9	3	20
3,828	599	52	432	2,996	1,051	1,980	922	574	136	97	67	15	5	21
3,325	552	39	390	2,605	921	1,563	861	447	60	23	9	8	1	22
13	5	1	—	12	7	4	—	—	—	—	—	—	—	23
3,312	547	38	390	2,593	914	1,559	857	447	60	23	9	8	1	24
503	47	13	42	391	130	417	61	127	76	74	58	7	4	25
2,520	239	22	313	1,842	626	1,553	521	499	236	142	97	16	4	26
1,937	191	17	279	1,389	477	1,051	411	359	147	68	30	4	1	27
873	102	3	111	593	274	348	181	115	27	15	1	2	—	28
1,064	89	14	168	796	203	703	230	244	120	53	29	2	1	29
583	48	5	34	453	149	502	110	140	89	74	67	12	3	30
4,827	489	126	344	3,734	1,364	4,143	498	1,020	663	643	846	326	75	31
1,194	103	9	88	892	326	846	302	323	102	53	29	9	1	32
186	25	—	14	145	52	100	29	42	15	3	7	1	—	33
1,008	78	9	74	747	274	746	273	281	87	50	22	8	1	34
3,633	386	117	256	2,842	1,038	3,297	196	697	561	590	817	317	74	35
4,746	531	143	435	3,869	1,116	4,461	522	917	756	790	923	377	101	36
882	96	19	142	676	179	729	172	250	157	70	64	6	3	37
9	1	—	4	5	1	4	1	3	—	—	—	—	—	38
873	95	19	138	671	178	725	171	247	157	70	64	6	3	39
3,864	435	124	293	3,193	937	3,732	350	667	599	720	859	371	98	40
6,863	1,164	47	1,279	5,161	1,634	3,414	2,000	959	159	81	68	8	5	41
5,609	958	37	1,080	4,210	1,314	2,709	1,623	781	109	49	23	3	3	42
92	18	1	10	78	23	24	15	6	—	1	—	—	—	43
5,517	940	36	1,070	4,132	1,291	2,685	1,608	775	109	48	23	3	3	44
1,254	206	10	199	951	320	705	377	178	50	32	45	5	2	45
6,992	910	66	1,050	5,231	1,687	3,308	2,031	942	132	51	37	3	5	46
6,347	838	51	976	4,722	1,538	2,871	1,868	803	90	19	9	2	3	47
118	14	2	17	77	40	31	18	10	1	—	—	—	—	48
6,229	824	49	959	4,645	1,498	2,840	1,850	793	89	19	9	2	3	49
645	72	15	74	509	149	437	163	139	42	32	28	1	2	50
2,867	447	49	374	2,127	862	1,196	674	377	63	22	18	2	1	51
2,628	409	46	368	1,985	730	1,037	599	314	55	17	15	2	1	52
55	12	—	11	35	21	21	13	6	—	—	—	—	—	53
2,573	397	46	357	1,950	709	1,016	586	308	55	17	15	2	1	54
239	38	3	6	142	132	159	75	63	8	5	3	—	—	55
1,219	160	27	492	724	190	436	64	71	73	94	88	27	3	56
1,219	160	27	492	724	190	436	64	71	73	94	88	27	3	57
1,219	160	27	492	724	190	436	64	71	73	94	88	27	3	58

1. Voir dans l'Introduction les explications complètes concernant les types de famille.
2. Comprend les gains "non déclarés" et "aucun gain".
3. Comprend le Yukon et les Territoires du Nord-Ouest.

TABLE 128. Families by size, type, number of members in the labour force, and by earnings of wage-earner heads, for counties and census divisions, rural farm, rural non-farm and urban, 1951 - Continued

No.	Locality Localité	Total	Persons in families - Nombre de personnes dans les familles	Average number of persons per family - Moyenne de personnes par famille	Families by number of persons per family Familles selon le nombre de personnes par famille							
					2	3	4	5	6	7	8	9+
1	Prince Edward Island .....	21,381	86,105	4.0	5,892	4,699	3,985	2,628	1,612	1,005	654	906
2	Rural - Rurale .....	15,904	65,650	4.1	4,207	3,405	2,923	1,996	1,253	806	547	767
3	Farm - Agricole .....	10,243	42,504	4.1	2,744	2,166	1,819	1,284	815	542	351	522
4	Non-farm - Non agricole .....	5,661	23,146	4.1	1,463	1,239	1,104	712	438	264	196	245
5	Urban - Urbaine .....	5,477	20,455	3.7	1,685	1,294	1,062	632	359	199	107	139
6	Kings .....	3,885	15,972	4.1	1,036	839	705	488	303	185	149	180
7	Rural - Rurale .....	3,392	14,029	4.1	901	716	616	431	265	168	134	161
8	Farm - Agricole .....	2,376	10,019	4.2	605	497	431	304	187	131	98	123
9	Non-farm - Non agricole .....	1,016	4,010	3.9	296	219	185	127	78	37	36	38
10	Urban - Urbaine .....	493	1,943	3.9	135	123	89	57	38	17	15	19
11	Prince .....	8,114	33,987	4.2	2,078	1,723	1,510	1,015	653	415	290	430
12	Rural - Rurale .....	6,613	28,282	4.3	1,626	1,390	1,209	841	545	358	252	392
13	Farm - Agricole .....	3,886	16,737	4.3	978	801	672	485	329	232	144	245
14	Non-farm - Non agricole .....	2,727	11,545	4.2	648	589	537	356	216	126	108	147
15	Urban - Urbaine .....	1,501	5,705	3.8	452	333	301	174	108	57	38	38
16	Queens .....	9,382	36,146	3.9	2,778	2,137	1,770	1,125	656	405	215	296
17	Rural - Rurale .....	5,899	23,339	4.0	1,680	1,299	1,098	724	443	280	161	214
18	Farm - Agricole .....	3,981	15,748	4.0	1,161	868	716	495	299	179	109	154
19	Non-farm - Non agricole .....	1,918	7,591	4.0	519	431	382	229	144	101	52	60
20	Urban - Urbaine .....	3,483	12,807	3.7	1,098	838	672	401	213	125	54	82
21	Nova Scotia .....	145,127	559,050	3.9	41,238	34,747	28,209	17,414	9,995	5,608	3,416	4,500
22	Rural - Rurale .....	66,252	262,630	4.0	18,560	15,083	12,249	8,120	4,893	2,973	1,877	2,497
23	Farm - Agricole .....	24,784	99,348	4.0	6,998	5,577	4,378	2,969	1,850	1,233	757	1,022
24	Non-farm - Non agricole .....	41,468	163,282	3.9	11,562	9,506	7,871	5,151	3,043	1,740	1,120	1,475
25	Urban - Urbaine .....	78,875	296,420	3.8	22,678	19,664	15,960	9,294	5,102	2,635	1,539	2,003
26	Annapolis .....	4,878	17,455	3.6	1,542	1,258	962	540	259	169	76	72
27	Rural - Rurale .....	4,229	15,317	3.6	1,301	1,084	828	483	238	160	71	64
28	Farm - Agricole .....	1,880	6,842	3.6	597	469	346	202	123	80	39	24
29	Non-farm - Non agricole .....	2,349	8,475	3.6	704	615	482	281	115	80	32	40
30	Urban - Urbaine .....	649	2,138	3.3	241	174	134	57	21	9	5	8
31	Antigonish .....	2,179	9,952	4.6	493	412	369	277	208	141	103	176
32	Rural - Rurale .....	1,619	7,678	4.7	354	285	264	203	152	118	87	156
33	Farm - Agricole .....	1,174	5,713	4.9	242	203	192	140	106	93	76	122
34	Non-farm - Non agricole .....	445	1,965	4.4	112	82	72	63	46	25	11	34
35	Urban - Urbaine .....	560	2,274	4.1	139	127	105	74	56	23	16	20
36	Cape Breton .....	25,735	109,277	4.2	5,745	5,803	4,913	3,471	2,287	1,371	882	1,263
37	Rural - Rurale .....	5,126	22,757	4.4	1,102	1,072	906	691	521	307	211	316
38	Farm - Agricole .....	1,366	5,865	4.3	346	303	230	137	119	89	66	76
39	Non-farm - Non agricole .....	3,760	16,892	4.5	756	769	676	554	402	218	145	240
40	Urban - Urbaine .....	20,609	86,520	4.2	4,643	4,731	4,007	2,780	1,766	1,064	671	947
41	Colchester .....	7,410	27,254	3.7	2,349	1,730	1,511	821	453	224	161	161
42	Rural - Rurale .....	4,522	17,408	3.8	1,296	1,032	900	571	304	167	129	123
43	Farm - Agricole .....	1,747	6,923	4.0	499	383	306	236	135	75	54	59
44	Non-farm - Non agricole .....	2,775	10,485	3.8	797	649	594	335	169	92	75	64
45	Urban - Urbaine .....	2,888	9,846	3.4	1,053	698	611	250	149	57	32	38
46	Cumberland .....	9,569	35,209	3.7	3,011	2,379	1,736	1,114	610	306	206	207
47	Rural - Rurale .....	4,220	16,245	3.8	1,222	1,022	729	545	297	172	110	123
48	Farm - Agricole .....	2,049	7,872	3.8	584	515	359	262	141	76	50	62
49	Non-farm - Non agricole .....	2,171	8,373	3.9	638	507	370	283	156	96	60	61
50	Urban - Urbaine .....	5,349	18,964	3.5	1,789	1,357	1,007	569	313	134	96	84
51	Digby .....	4,569	17,665	3.9	1,367	1,045	854	517	308	212	118	148
52	Rural - Rurale .....	4,089	15,944	3.9	1,226	914	756	462	282	197	108	144
53	Farm - Agricole .....	1,552	6,262	4.0	469	314	249	191	123	95	48	63
54	Non-farm - Non agricole .....	2,537	9,682	3.8	757	600	507	271	159	102	60	81
55	Urban - Urbaine .....	480	1,721	3.6	141	131	98	55	26	15	10	4
56	Guysborough .....	3,052	12,681	4.2	835	637	547	346	245	170	119	153
57	Rural - Rurale .....	2,539	10,486	4.1	711	540	441	286	199	143	92	127
58	Farm - Agricole .....	759	3,252	4.3	192	157	137	94	54	52	32	41
59	Non-farm - Non agricole .....	1,780	7,234	4.1	519	383	304	192	145	91	60	86
60	Urban - Urbaine .....	513	2,195	4.3	124	97	106	60	46	27	27	26
61	Halifax .....	36,527	135,339	3.7	10,636	9,267	7,535	4,294	2,219	1,110	633	833
62	Rural - Rurale .....	6,200	25,722	4.1	1,644	1,341	1,092	792	504	310	201	316
63	Farm - Agricole .....	671	2,897	4.3	158	140	125	89	56	47	17	39
64	Non-farm - Non agricole .....	5,529	22,825	4.1	1,486	1,201	967	703	448	263	184	277
65	Urban - Urbaine .....	30,327	109,617	3.6	8,992	7,926	6,443	3,502	1,715	800	432	517

1. See Introduction for full explanation of types of family.  
2. Includes earnings "not stated" and "nil".

**TABLEAU 128. Familles selon l'importance numérique, le type, le nombre de membres figurant à la main-d'oeuvre et selon le gain des chefs salariés, comtés et divisions de recensement, régions rurales agricoles, rurales non agricoles, et urbaines, 1951 - suite**

Familles by type <sup>1</sup> Familles selon le type <sup>1</sup>			Familles by number of persons in the labour force			Wage-earner families by earnings of head Familles de salariés selon le gain du chef								No
Maintaining own household — Maintenant leur propre ménage	Not maintaining own household — Ne maintenant pas leur propre ménage		0	1	2+	Total <sup>2</sup>	Under \$1,000 — Moins de \$1,000	\$1,000-1,999	\$2,000-2,499	\$2,500-2,999	\$3,000-3,999	\$4,000-5,999	\$6,000+	
	Related — Parentes	Non-related — Non parentes												Families de personnes figurant à la main-d'oeuvre
19,354	1,686	341	1,959	13,871	5,351	7,872	2,070	2,793	1,188	580	507	222	65	1
14,497	1,285	122	1,394	10,383	4,127	4,339	1,589	1,320	568	240	187	94	8	2
9,187	978	78	611	6,646	2,986	1,340	639	393	29	34	10	3	2	3
5,310	307	44	783	3,737	1,141	2,999	950	927	479	206	177	91	6	4
4,857	401	219	565	3,488	1,424	3,533	481	1,473	620	340	320	128	57	5
3,552	309	24	393	2,368	1,124	996	435	283	79	26	15	1	2	6
3,094	277	21	319	2,049	1,024	771	367	189	51	14	8	—	—	7
2,147	215	14	156	1,461	759	358	174	85	12	2	1	—	—	8
947	62	7	163	588	265	413	193	104	39	12	7	—	—	9
458	32	3	74	319	100	225	68	94	28	12	7	1	2	10
7,391	622	101	768	5,335	2,011	3,219	952	1,094	476	209	199	118	21	11
6,033	527	53	639	4,334	1,640	2,157	803	609	287	132	121	76	1	12
3,468	382	36	262	2,489	1,135	573	287	179	38	10	2	3	—	13
2,565	145	17	377	1,845	505	1,584	516	430	249	122	119	73	1	14
1,358	95	48	129	1,001	371	1,062	149	485	189	77	78	42	20	15
8,411	755	216	798	6,168	2,416	3,657	683	1,416	633	345	293	103	42	16
5,370	481	48	436	4,000	1,463	1,411	419	522	230	94	58	18	7	17
3,572	381	28	193	2,696	1,092	409	178	129	39	22	7	—	2	18
1,798	100	20	243	1,304	371	1,002	241	393	191	72	51	18	5	19
3,041	274	168	362	2,168	953	2,246	264	894	403	251	235	85	35	20
129,036	11,503	4,588	15,442	97,086	32,599	68,091	13,707	27,888	19,570	12,264	8,419	2,619	765	21
60,038	5,250	964	8,196	43,041	15,015	30,614	9,268	12,336	4,193	2,058	1,206	285	43	22
22,004	2,465	315	2,149	15,557	7,078	6,843	2,815	2,720	620	222	112	21	4	23
38,034	2,785	649	6,047	27,484	7,937	23,771	6,453	9,616	3,573	1,836	1,094	264	39	24
68,998	6,253	3,624	7,246	54,045	17,584	57,477	4,439	15,552	15,377	10,206	7,213	2,334	722	25
4,494	289	95	616	3,395	867	2,464	611	1,022	281	161	184	80	14	26
3,929	244	56	518	2,962	749	2,070	568	864	201	134	141	62	7	27
1,699	151	30	162	1,290	428	590	219	278	36	11	4	4	1	28
2,230	93	26	356	1,672	321	1,480	349	586	165	122	130	58	6	29
565	45	39	98	433	118	394	43	158	80	27	43	18	7	30
1,975	174	30	233	1,424	522	800	182	315	148	53	43	16	10	31
1,452	151	16	174	1,018	427	454	143	192	72	11	9	2	—	32
1,043	121	10	97	720	357	233	86	94	34	4	4	1	—	33
409	30	6	77	298	70	221	57	98	38	7	5	1	—	34
523	23	14	59	406	95	346	39	123	76	42	34	14	10	35
22,494	2,338	903	2,544	17,416	5,775	18,395	975	2,971	5,637	5,106	2,730	430	83	36
4,677	390	59	653	3,339	1,134	3,057	298	689	922	725	313	42	3	37
1,222	130	14	244	745	377	420	89	126	104	68	18	4	—	38
3,455	260	45	409	2,594	757	2,637	209	563	818	657	295	38	3	39
17,817	1,948	844	1,891	14,077	4,641	15,338	677	2,282	4,715	4,381	2,417	388	80	40
6,783	443	184	848	4,821	1,741	4,070	638	1,683	791	394	350	137	16	41
4,174	281	67	543	2,928	1,051	2,128	411	1,037	388	145	74	24	—	42
1,572	148	27	125	1,098	524	375	112	187	41	12	5	1	—	43
2,602	133	40	418	1,830	527	1,753	299	850	347	133	69	23	—	44
2,609	162	117	305	1,893	690	1,942	227	646	403	249	276	113	16	45
8,631	761	177	1,257	6,429	1,883	5,414	1,051	2,119	1,171	532	252	61	19	46
3,840	323	57	507	2,822	891	1,869	622	818	225	78	35	3	—	47
1,819	206	24	156	1,367	526	502	221	201	46	9	3	—	—	48
2,021	117	33	351	1,455	365	1,367	401	617	179	69	32	3	—	49
4,791	438	120	750	3,607	992	3,545	429	1,301	946	454	217	58	19	50
4,177	337	55	626	2,963	980	2,069	826	844	194	65	37	10	1	51
3,739	307	43	566	2,642	881	1,807	800	722	140	42	23	2	1	52
1,372	164	16	161	971	420	338	284	187	30	11	3	2	—	53
2,367	143	27	405	1,671	461	1,269	516	535	110	31	20	—	—	54
438	30	12	60	321	99	262	26	122	54	23	14	8	—	55
2,741	262	49	417	1,821	814	1,249	551	373	115	65	60	12	—	56
2,278	225	36	351	1,487	701	981	508	302	57	22	26	4	—	57
683	69	7	67	433	259	231	137	60	13	5	3	2	—	58
1,595	156	29	284	1,054	442	750	371	242	44	17	23	2	—	59
463	37	13	66	334	113	268	43	71	58	43	34	8	—	60
31,719	2,737	2,071	2,905	25,142	8,480	27,180	2,414	8,356	6,810	3,851	3,114	1,375	486	61
5,649	444	107	761	4,042	1,397	3,475	961	1,461	518	224	127	32	13	62
618	46	7	43	417	211	171	59	76	12	6	4	1	—	63
5,031	398	100	718	3,625	1,186	3,304	902	1,385	506	218	123	31	13	64
26,070	2,293	1,964	2,144	21,100	7,083	23,705	1,453	6,895	6,292	3,627	2,987	1,343	473	65

1. Voir dans l'Introduction les explications complètes concernant les types de famille.  
2. Comprend les gains "non déclarés" et "aucun gain".

TABLE 128. Families by size, type, number of members in the labour force, and by earnings of wage-earner heads, for counties and census divisions, rural farm, rural non-farm and urban, 1951 - Continued

No.	Locality Localité	Total	Persons in families - Nombre de personnes dans les familles	Average number of persons per family - Moyenne de personnes par famille	Families by number of persons per family Familles selon le nombre de personnes par famille							
					2	3	4	5	6	7	8	9+
<b>Nova Scotia - Con. - fin</b>												
1	Hants.....	5,235	20,521	3.9	1,495	1,177	968	680	377	226	136	176
2	Rural - Rurale.....	4,130	16,637	4.0	1,105	916	763	553	314	200	122	157
3	Farm - Agricole.....	1,544	6,356	4.1	418	336	263	202	119	86	44	76
4	Non-farm - Non agricole....	2,586	10,281	4.0	687	580	500	351	195	114	78	81
5	Urban - Urbaine.....	1,105	3,884	3.5	390	261	205	127	63	26	14	19
6	Inverness.....	3,690	16,173	4.4	891	754	610	483	347	211	152	242
7	Rural - Rurale.....	2,746	12,110	4.4	684	538	457	339	249	165	124	190
8	Farm - Agricole.....	2,055	9,220	4.5	496	410	335	242	189	124	99	160
9	Non-farm - Non agricole....	691	2,890	4.2	188	128	122	97	60	41	25	30
10	Urban - Urbaine.....	944	4,063	4.3	207	216	153	144	98	46	28	52
11	Kings.....	7,682	28,509	3.7	2,280	1,852	1,585	922	490	258	120	175
12	Rural - Rurale.....	5,456	21,005	3.8	1,519	1,284	1,088	689	393	214	109	160
13	Farm - Agricole.....	2,462	9,424	3.8	698	583	475	314	178	101	45	68
14	Non-farm - Non agricole....	2,994	11,581	3.9	821	701	613	375	215	113	64	92
15	Urban - Urbaine.....	2,226	7,504	3.4	761	568	497	233	97	44	11	15
16	Lunenburg.....	8,442	29,326	3.5	2,857	2,295	1,571	832	408	232	115	132
17	Rural - Rurale.....	6,287	22,468	3.6	2,025	1,647	1,196	650	353	203	103	110
18	Farm - Agricole.....	2,571	9,383	3.6	824	639	471	272	163	102	50	50
19	Non-farm - Non agricole....	3,716	13,085	3.5	1,201	1,008	725	378	190	101	53	60
20	Urban - Urbaine.....	2,155	6,858	3.2	832	648	375	182	55	29	12	22
21	Pictou.....	10,374	36,738	3.7	3,120	2,474	2,096	1,192	689	348	198	257
22	Rural - Rurale.....	3,812	14,757	3.9	1,084	840	798	463	271	146	92	118
23	Farm - Agricole.....	2,028	7,897	3.9	597	439	403	249	131	84	53	72
24	Non-farm - Non agricole....	1,784	6,860	3.8	487	401	395	214	140	62	39	46
25	Urban - Urbaine.....	6,562	23,981	3.7	2,036	1,634	1,298	729	418	202	106	139
26	Queens.....	3,026	11,209	3.7	922	750	586	360	186	95	49	78
27	Rural - Rurale.....	1,733	6,279	3.6	546	445	331	201	93	51	26	40
28	Farm - Agricole.....	283	1,085	3.8	88	68	47	36	19	6	7	12
29	Non-farm - Non agricole....	1,450	5,194	3.6	458	377	284	165	74	45	19	28
30	Urban - Urbaine.....	1,293	4,930	3.8	376	305	255	159	93	44	23	38
31	Richmond.....	2,327	9,600	4.1	654	460	401	302	203	121	77	109
32	Rural - Rurale.....	2,327	9,600	4.1	654	460	401	302	203	121	77	109
33	Farm - Agricole.....	524	2,115	4.0	154	113	89	59	42	25	19	23
34	Non-farm - Non agricole....	1,803	7,485	4.2	500	347	312	243	161	96	58	86
35	Shelburne.....	3,341	12,709	3.8	979	802	619	421	226	126	83	85
36	Rural - Rurale.....	2,339	8,875	3.8	709	552	418	297	159	79	61	64
37	Farm - Agricole.....	149	583	3.9	49	32	18	25	10	4	3	8
38	Non-farm - Non agricole....	2,190	8,292	3.8	660	520	400	272	149	75	58	56
39	Urban - Urbaine.....	1,002	3,834	3.8	270	250	201	124	67	47	22	21
40	Victoria.....	1,789	7,282	4.1	499	398	311	214	137	80	66	84
41	Rural - Rurale.....	1,789	7,282	4.1	499	398	311	214	137	80	66	84
42	Farm - Agricole.....	825	3,208	3.9	251	196	137	89	60	39	25	28
43	Non-farm - Non agricole....	964	4,074	4.2	248	202	174	125	77	41	41	56
44	Yarmouth.....	5,302	20,151	3.8	1,563	1,254	1,035	628	343	208	122	149
45	Rural - Rurale.....	3,089	12,060	3.9	879	713	570	379	224	140	88	96
46	Farm - Agricole.....	1,145	4,451	3.9	336	277	196	130	82	55	30	39
47	Non-farm - Non agricole....	1,944	7,609	3.9	543	436	374	249	142	85	58	57
48	Urban - Urbaine.....	2,213	8,091	3.7	684	541	465	249	119	68	34	53
49	<b>New Brunswick.....</b>	<b>111,639</b>	<b>460,144</b>	<b>4.1</b>	<b>29,470</b>	<b>25,116</b>	<b>20,374</b>	<b>13,406</b>	<b>8,560</b>	<b>5,322</b>	<b>3,511</b>	<b>5,880</b>
50	Rural - Rurale.....	61,790	275,319	4.5	14,484	12,615	10,566	7,741	5,453	3,635	2,583	4,713
51	Farm - Agricole.....	28,994	135,609	4.7	6,509	5,622	4,554	3,512	2,661	1,906	1,412	2,818
52	Non-farm - Non agricole....	32,796	139,710	4.3	7,975	6,993	6,012	4,229	2,792	1,729	1,171	1,895
53	Urban - Urbaine.....	49,849	184,825	3.7	14,986	12,501	9,808	5,665	3,107	1,687	928	1,167
54	Albert.....	2,368	9,010	3.8	618	622	482	315	139	88	45	59
55	Rural - Rurale.....	2,368	9,010	3.8	618	622	482	315	139	88	45	59
56	Farm - Agricole.....	634	2,547	4.0	164	157	107	87	43	36	16	24
57	Non-farm - Non agricole....	1,734	6,463	3.7	454	465	375	228	96	52	29	35
58	Carleton.....	5,263	19,863	3.8	1,564	1,256	1,038	593	375	189	110	138
59	Rural - Rurale.....	3,999	15,584	3.9	1,104	938	782	473	324	159	95	124
60	Farm - Agricole.....	2,180	8,747	4.0	576	497	418	255	192	95	68	79
61	Non-farm - Non agricole....	1,819	6,837	3.8	528	441	364	218	132	64	27	45
62	Urban - Urbaine.....	1,264	4,279	3.4	460	318	256	120	51	30	15	14

1. See Introduction for full explanation of types of family.  
2. Includes earnings "not stated" and "nil".



TABLEAU 128. Familles selon l'importance numérique, le type, le nombre de membres figurant à la main-d'oeuvre et selon le gain des chefs salariés, comtés et divisions de recensement, régions rurales agricoles, rurales non agricoles, et urbaines, 1951 - suite

Familles by type <sup>1</sup> Familles selon le type <sup>1</sup>			Familles by number of persons in the labour force			Wage-earner families by earnings of head Familles de salariés selon le gain du chef								No.
Maintaining own household — Maintenant leur propre ménage	Not maintaining own household — Ne maintenant pas leur propre ménage		0	1	2+	Total <sup>2</sup>	Under \$1,000 — Moins de \$1,000	\$1,000-1,999	\$2,000-2,499	\$2,500-2,999	\$3,000-3,999	\$4,000-5,999	\$6,000+	
	Related — Parentes	Non-related — Non parentes												Famille selon le nombre de personnes figurant à la main-d'oeuvre
4,798	358	79	711	3,403	1,121	2,742	664	1,234	483	141	100	31	14	1
3,792	287	51	584	2,650	896	2,030	573	973	304	83	40	8	2	2
1,377	150	17	126	967	451	413	182	158	39	9	8	3	1	3
2,415	137	34	458	1,683	445	1,617	391	815	265	74	32	5	1	4
1,006	71	28	127	753	225	712	91	261	179	58	60	23	12	5
3,346	311	33	441	2,219	1,030	1,284	407	462	181	74	47	12	—	6
2,486	239	21	301	1,639	806	728	312	276	59	19	21	4	—	7
1,835	210	10	156	1,210	689	395	189	151	26	4	—	—	—	8
651	29	11	145	429	117	333	123	125	33	15	17	4	—	9
860	72	12	140	580	224	556	95	186	122	55	26	8	—	10
7,011	458	213	820	5,276	1,586	4,332	1,039	1,829	648	261	304	108	23	11
4,995	325	136	589	3,678	1,189	2,769	885	1,374	264	84	56	17	3	12
2,219	181	62	184	1,618	660	778	317	362	41	10	7	3	—	13
2,776	144	74	405	2,060	529	1,991	568	1,012	223	74	49	14	3	14
2,016	133	77	231	1,598	397	1,563	154	455	384	177	248	91	20	15
7,356	847	239	887	5,609	1,946	4,323	1,138	1,937	541	240	203	76	32	16
5,520	675	92	664	4,096	1,527	2,868	971	1,302	283	98	63	25	8	17
2,161	374	36	184	1,581	806	761	331	313	48	12	9	—	1	18
3,359	301	56	480	2,515	721	2,107	640	989	235	86	54	25	7	19
1,836	172	147	223	1,513	419	1,455	167	635	258	142	140	51	24	20
9,374	782	218	1,069	6,953	2,352	6,400	927	2,044	1,685	828	601	126	25	21
3,459	289	64	433	2,516	863	1,726	453	678	299	146	86	11	—	22
1,817	190	21	170	1,296	562	606	202	242	86	33	23	—	—	23
1,642	99	43	263	1,220	301	1,120	251	436	213	113	63	11	—	24
5,915	493	154	636	4,437	1,489	4,674	474	1,366	1,386	682	515	115	25	25
2,734	241	51	363	2,064	599	1,814	409	517	264	199	214	89	26	26
1,558	149	26	208	1,178	347	941	264	289	121	88	100	24	2	27
248	32	3	24	175	84	89	39	32	7	5	3	—	—	28
1,310	117	23	184	1,003	263	852	225	257	114	83	97	24	2	29
1,176	92	25	155	886	252	873	145	228	143	111	114	65	24	30
2,037	275	15	432	1,394	501	824	380	235	68	30	32	8	2	31
2,037	275	15	432	1,394	501	824	380	235	68	30	32	8	2	32
464	56	4	66	321	137	132	64	54	2	1	—	—	—	33
1,573	219	11	366	1,073	364	692	316	181	66	28	31	8	2	34
2,964	299	78	433	2,180	728	1,374	472	600	119	54	34	11	1	35
2,052	231	56	340	1,500	499	848	349	336	51	28	13	6	1	36
126	20	3	14	90	45	46	18	17	3	—	—	—	—	37
1,926	211	53	326	1,410	454	802	331	319	48	27	13	6	1	38
912	68	22	93	680	229	526	123	264	68	26	21	5	—	39
1,602	165	22	174	1,126	489	696	188	294	89	66	29	9	1	40
1,602	165	22	174	1,126	489	696	188	294	89	66	29	9	1	41
720	94	11	73	509	243	170	61	63	22	12	3	—	—	42
882	71	11	101	617	246	526	127	231	67	54	26	9	1	43
4,800	426	76	666	3,451	1,185	2,661	835	1,053	345	144	85	28	12	44
2,799	250	40	398	2,024	667	1,343	582	494	132	35	18	2	—	45
1,009	123	13	97	749	299	393	205	119	30	7	3	—	—	46
1,790	127	27	301	1,275	368	950	377	375	102	28	15	2	—	47
2,001	176	36	268	1,427	518	1,318	253	559	213	109	67	26	12	48
100,962	8,935	1,742	10,577	74,557	26,505	63,948	10,690	22,663	12,811	7,047	5,539	1,934	598	49
55,486	5,692	612	6,378	40,476	14,936	27,562	7,750	11,356	3,973	1,712	991	229	38	50
25,281	3,482	231	2,218	18,006	8,770	7,186	2,718	2,868	685	218	121	18	7	51
30,205	2,210	381	4,160	22,470	6,166	20,376	5,032	8,488	3,288	1,494	870	211	31	52
45,476	3,243	1,130	4,199	34,081	11,569	36,386	2,940	11,307	8,838	5,335	4,548	1,705	560	53
2,189	152	27	222	1,678	468	1,502	248	493	342	170	135	53	14	54
2,189	152	27	222	1,678	468	1,502	248	493	342	170	135	53	14	55
561	66	7	54	416	164	197	67	70	25	14	3	—	—	56
1,628	86	20	168	1,262	304	1,305	181	423	317	156	132	53	14	57
4,816	382	65	539	3,704	1,020	2,259	484	1,122	266	124	108	29	8	58
3,654	303	42	408	2,791	800	1,468	364	796	146	47	23	6	2	59
1,955	204	21	134	1,538	508	329	121	153	15	4	1	—	—	60
1,699	99	21	274	1,253	292	1,139	243	643	131	43	22	6	2	61
1,162	79	23	131	913	220	791	120	326	120	77	85	23	6	62

1. Voir dans l'introduction les explications complètes concernant les types de famille.  
2. Comprend les gains "non déclarés" et "aucun gain".

TABLE 128. Families by size, type, number of members in the labour force, and by earnings of wage-earner heads, for counties and census divisions, rural farm, rural non-farm and urban, 1951 - Continued

No.	Locality - Localité	Total	Persons in families - Nombre de personnes dans les familles	Average number of persons per family - Moyenne de personnes par famille	Families by number of persons per family - Familles selon le nombre de personnes par famille							
					2	3	4	5	6	7	8	9+
<b>New Brunswick - Con. - fin</b>												
1	Charlotte .....	6,288	22,171	3.5	2,104	1,625	1,189	646	360	178	78	108
2	Rural - Rurale .....	3,699	13,371	3.6	1,174	939	727	380	230	114	60	75
3	Farm - Agricole .....	870	3,258	3.7	265	204	172	99	59	38	11	22
4	Non-farm - Non agricole .....	2,829	10,113	3.6	909	735	555	281	171	76	49	53
5	Urban - Urbaine .....	2,589	8,800	3.4	930	686	462	266	130	64	18	33
6	Gloucester .....	10,489	53,532	5.1	1,888	1,801	1,495	1,397	1,113	833	633	1,329
7	Rural - Rurale .....	9,319	48,656	5.2	1,628	1,536	1,262	1,227	1,009	777	600	1,280
8	Farm - Agricole .....	5,162	28,047	5.4	885	815	619	646	538	450	367	842
9	Non-farm - Non agricole .....	4,157	20,609	5.0	743	721	643	581	471	327	233	438
10	Urban - Urbaine .....	1,170	4,876	4.2	260	265	233	170	104	56	33	49
11	Kent .....	5,110	24,730	4.8	1,066	904	788	664	476	393	287	532
12	Rural - Rurale .....	4,808	23,469	4.9	988	843	733	623	454	373	275	519
13	Farm - Agricole .....	2,697	13,805	5.1	522	434	404	329	259	218	164	367
14	Non-farm - Non agricole .....	2,111	9,664	4.6	466	409	329	294	195	155	111	152
15	Urban - Urbaine .....	302	1,261	4.2	78	61	55	41	22	20	12	13
16	Kings .....	5,461	19,726	3.6	1,829	1,306	1,006	615	325	171	101	108
17	Rural - Rurale .....	3,290	12,293	3.7	1,068	763	565	386	226	120	75	87
18	Farm - Agricole .....	1,951	7,519	3.9	564	477	341	236	152	76	44	61
19	Non-farm - Non agricole .....	1,339	4,774	3.6	504	286	224	150	74	44	31	26
20	Urban - Urbaine .....	2,171	7,433	3.4	761	543	441	229	99	51	26	21
21	Madawaska .....	6,357	31,417	4.9	1,153	1,217	974	833	666	469	348	697
22	Rural - Rurale .....	3,825	20,362	5.3	629	639	495	510	438	309	255	550
23	Farm - Agricole .....	1,656	9,599	5.8	247	241	178	196	197	139	133	325
24	Non-farm - Non agricole .....	2,169	10,763	5.0	382	398	317	314	241	170	122	225
25	Urban - Urbaine .....	2,532	11,055	4.4	524	578	479	323	228	160	93	147
26	Northumberland .....	8,751	39,147	4.5	1,942	1,800	1,555	1,118	798	521	379	638
27	Rural - Rurale .....	6,421	29,686	4.6	1,379	1,248	1,089	826	611	401	317	550
28	Farm - Agricole .....	2,996	13,962	4.7	666	601	482	337	269	201	157	283
29	Non-farm - Non agricole .....	3,425	15,724	4.6	713	647	607	489	342	200	160	267
30	Urban - Urbaine .....	2,330	9,461	4.1	563	552	466	292	187	120	62	88
31	Queens .....	3,036	11,938	3.9	870	687	551	358	246	146	65	113
32	Rural - Rurale .....	3,036	11,938	3.9	870	687	551	358	246	146	65	113
33	Farm - Agricole .....	1,129	4,383	3.9	340	256	198	129	89	55	25	37
34	Non-farm - Non agricole .....	1,907	7,555	4.0	530	431	353	229	157	91	40	76
35	Restigouche .....	7,059	33,673	4.8	1,375	1,325	1,227	914	712	462	365	679
36	Rural - Rurale .....	3,647	18,771	5.1	646	587	574	473	388	269	226	484
37	Farm - Agricole .....	1,702	9,419	5.4	266	250	230	213	195	136	119	293
38	Non-farm - Non agricole .....	1,945	9,352	4.8	380	337	344	260	193	133	107	191
39	Urban - Urbaine .....	3,412	14,902	4.4	729	738	653	441	324	193	139	195
40	St. John .....	17,401	62,280	3.6	5,594	4,477	3,378	1,899	977	490	282	304
41	Rural - Rurale .....	336	1,212	3.6	114	86	62	31	20	8	4	11
42	Farm - Agricole .....	59	219	3.7	21	12	11	5	2	5	2	1
43	Non-farm - Non agricole .....	277	993	3.6	93	74	51	26	18	3	2	10
44	Urban - Urbaine .....	17,065	61,068	3.6	5,480	4,391	3,316	1,868	957	482	278	293
45	Sunbury .....	2,038	8,388	4.1	525	439	386	262	162	112	62	90
46	Rural - Rurale .....	1,666	6,753	4.1	442	364	316	213	130	82	50	69
47	Farm - Agricole .....	746	2,985	4.0	205	169	132	91	61	34	28	26
48	Non-farm - Non agricole .....	920	3,768	4.1	237	195	184	122	69	48	22	43
49	Urban - Urbaine .....	372	1,635	4.4	83	75	70	49	32	30	12	21
50	Victoria .....	3,888	16,997	4.4	855	843	749	496	314	220	153	258
51	Rural - Rurale .....	3,056	13,613	4.5	675	646	566	380	243	180	135	231
52	Farm - Agricole .....	1,392	6,601	4.7	275	272	235	174	130	98	81	127
53	Non-farm - Non agricole .....	1,664	7,012	4.2	400	374	331	206	113	82	54	104
54	Urban - Urbaine .....	832	3,384	4.1	180	197	183	116	71	40	18	27
55	Westmorland .....	17,857	69,577	3.9	5,038	4,167	3,479	2,131	1,273	726	420	623
56	Rural - Rurale .....	7,261	30,657	4.2	1,800	1,520	1,376	926	618	380	248	393
57	Farm - Agricole .....	3,407	14,820	4.3	869	671	609	411	281	199	129	238
58	Non-farm - Non agricole .....	3,854	15,837	4.1	931	849	767	515	337	181	119	155
59	Urban - Urbaine .....	10,596	38,920	3.7	3,238	2,647	2,103	1,205	655	346	172	230
60	York .....	10,273	37,695	3.7	3,049	2,647	2,077	1,165	624	324	183	204
61	Rural - Rurale .....	5,059	19,944	3.9	1,349	1,197	986	620	377	229	133	168
62	Farm - Agricole .....	2,413	9,698	4.0	644	566	418	304	194	126	68	93
63	Non-farm - Non agricole .....	2,646	10,246	3.9	705	631	568	316	183	103	65	75
64	Urban - Urbaine .....	5,214	17,751	3.4	1,700	1,450	1,091	545	247	95	50	36

1. See Introduction for full explanation of types of family.  
2. Includes earnings "not stated" and "nil".

**TABLEAU 128. Familles selon l'importance numérique, le type, le nombre de membres figurant à la main-d'oeuvre et selon le gain des chefs salariés, comtés et divisions de recensement, régions rurales agricoles, rurales non agricoles, et urbaines, 1951 - suite**

Familles by type <sup>1</sup> — Familles selon le type <sup>1</sup>			Familles by number of persons in the labour force			Wage-earner families by earnings of head — Familles de salariés selon le gain du chef								No
Maintain- ing own household — Main- tenant leur propre ménage	Not maintaining own household — Ne maintenant pas leur propre ménage		0	1	2+	Total <sup>2</sup>	Under \$1,000 — Moins de \$1,000	\$1,000- 1,999	\$2,000- 2,499	\$2,500- 2,999	\$3,000- 3,999	\$4,000- 5,999	\$6,000+	No
	Related — Parentes	Non-related — Non parentes												
5,700	521	67	496	3,991	1,801	3,226	567	1,440	605	250	169	45	16	1
3,332	327	40	287	2,406	1,006	1,386	411	652	162	42	30	6	1	2
744	118	8	39	542	289	232	64	131	18	5	1	—	—	3
2,588	209	32	248	1,864	717	1,154	347	521	144	37	29	6	1	4
2,368	194	27	209	1,585	795	1,840	156	788	443	208	139	39	15	5
9,282	1,102	105	1,114	6,587	2,788	4,822	1,731	1,369	627	433	276	65	28	6
8,211	1,018	90	1,031	5,759	2,529	3,961	1,659	1,173	458	285	128	17	2	7
4,454	670	38	441	3,001	1,720	1,430	719	425	100	41	26	5	1	8
3,757	348	52	590	2,758	809	2,531	940	748	358	244	102	12	1	9
1,071	84	15	83	828	259	861	72	196	169	148	148	48	26	10
4,504	571	35	630	3,081	1,399	1,635	784	519	139	39	21	7	2	11
4,225	549	34	588	2,864	1,356	1,466	759	429	116	30	16	3	2	12
2,322	367	8	200	1,553	944	428	220	120	8	3	—	—	1	13
1,903	182	26	388	1,311	412	1,038	539	309	87	22	13	3	1	14
279	22	1	42	217	43	169	25	90	23	9	5	4	—	15
5,090	309	62	626	3,726	1,109	2,432	448	998	380	191	158	97	61	16
3,046	211	33	381	2,220	689	1,010	282	461	111	46	38	8	—	17
1,791	144	16	137	1,320	494	305	117	135	22	5	6	—	—	18
1,255	67	17	244	900	195	705	165	326	89	41	32	8	—	19
2,044	98	29	245	1,506	420	1,422	166	537	269	145	120	89	61	20
5,785	501	71	467	4,274	1,616	3,682	517	1,355	580	447	463	123	43	21
3,457	335	33	307	2,491	1,027	1,742	387	893	228	81	42	6	3	22
1,450	195	11	96	991	569	271	76	124	29	9	2	1	—	23
2,007	140	22	211	1,500	458	1,471	311	769	199	72	40	5	3	24
2,328	166	38	160	1,783	589	1,940	130	462	352	366	421	117	40	25
7,746	918	87	943	5,634	2,174	4,582	1,091	1,943	738	266	186	67	15	26
5,660	707	54	705	4,074	1,642	2,962	866	1,323	348	108	59	18	2	27
2,509	458	29	279	1,729	988	924	352	393	31	17	12	5	—	28
3,151	249	25	426	2,345	654	2,038	514	930	267	91	47	13	2	29
2,086	211	33	238	1,560	532	1,620	225	620	390	390	127	49	13	30
2,792	212	32	338	2,089	609	1,481	271	694	267	101	60	26	2	31
2,792	212	32	338	2,089	609	1,481	271	694	267	101	60	26	2	32
1,014	106	9	102	727	300	236	75	114	15	2	2	2	2	33
1,778	106	23	236	1,362	309	1,245	196	580	252	99	58	24	—	34
6,343	615	101	666	4,712	1,681	4,406	668	1,307	713	568	684	192	49	35
3,253	360	34	399	2,345	903	1,913	476	769	249	166	102	17	1	36
1,478	211	13	138	1,010	554	599	159	276	61	26	19	—	—	37
1,775	149	21	261	1,335	349	1,314	317	493	188	140	83	17	1	38
3,090	255	67	267	2,367	778	2,493	192	538	464	402	582	175	48	39
15,953	1,036	412	1,389	11,836	4,176	12,821	1,138	4,416	3,392	1,584	1,226	443	169	40
296	37	3	63	209	64	136	37	64	18	5	2	1	—	41
54	5	—	5	39	15	16	4	10	—	—	—	—	—	42
242	32	3	58	170	49	120	33	54	17	5	2	1	—	43
15,657	999	409	1,326	11,627	4,112	12,685	1,101	4,352	3,374	1,579	1,224	442	169	44
1,844	168	26	216	1,403	419	1,126	231	561	170	68	52	7	—	45
1,497	148	21	185	1,138	343	848	186	385	136	62	41	6	—	46
648	90	8	59	486	201	218	70	102	21	7	5	—	—	47
849	58	13	126	652	142	630	116	283	115	55	36	6	—	48
347	20	5	31	265	76	278	45	176	34	6	11	1	—	49
3,629	219	40	390	2,622	876	1,980	399	968	294	143	67	20	2	50
2,848	176	32	324	2,052	680	1,434	331	697	185	90	46	14	1	51
1,285	97	10	96	897	399	309	119	119	26	5	4	1	—	52
1,563	79	22	228	1,155	281	1,125	212	578	159	85	42	13	—	53
781	43	8	66	570	196	546	68	271	109	53	21	6	1	54
16,016	1,390	451	1,658	12,249	3,950	11,807	1,286	3,240	2,986	1,915	1,371	491	132	55
6,527	647	87	688	4,898	1,675	3,884	878	1,402	836	380	204	36	8	56
2,961	416	30	275	2,170	962	1,153	346	467	193	68	34	3	2	57
3,566	231	57	413	2,728	713	2,731	532	935	643	312	170	33	6	58
9,489	743	364	970	7,351	2,275	7,923	408	1,838	2,150	1,535	1,167	455	124	59
9,273	839	161	883	6,971	2,419	6,187	827	2,238	1,312	748	563	269	57	60
4,499	510	50	452	3,462	1,145	2,369	595	1,125	371	99	65	12	—	61
2,055	335	23	163	1,587	663	539	209	229	49	7	3	1	—	62
2,444	175	27	289	1,875	482	1,830	386	896	322	92	62	11	—	63
4,774	329	111	431	3,509	1,274	3,818	232	1,113	941	649	498	257	57	64

1. Voir dans l'Introduction les explications complètes concernant les types de famille.  
2. Comprend les gains "non déclarés" et "aucun gain".

TABLE 128. Families by size, type, number of members in the labour force, and by earnings of wage-earner heads, for counties and census divisions, rural farm, rural non-farm and urban, 1951 - Continued

No.	Locality - Localité	Total	Persons in families - Nombre de personnes dans les familles	Average number of persons per family - Moyenne de personnes par famille	Families by number of persons per family Familles selon le nombre de personnes par famille							
					2	3	4	5	6	7	8	9+
1	Québec .....	856,041	3,609,851	4.2	222,445	185,351	155,559	102,741	65,838	43,457	28,654	51,996
2	Rural - Rurale .....	252,945	1,264,993	5.0	51,639	42,645	38,693	31,135	24,712	18,861	14,238	31,022
3	Farm - Agricole .....	133,861	737,518	5.5	21,881	19,782	18,925	16,213	14,102	11,482	9,037	22,439
4	Non-farm - Non agricole ...	119,084	527,475	4.4	29,758	22,863	19,768	14,922	10,610	7,379	5,201	8,583
5	Urban - Urbaine .....	603,096	2,344,858	3.9	170,806	142,706	116,866	71,606	41,126	24,596	14,416	20,974
6	Abitibi .....	15,846	79,105	5.0	2,710	2,938	2,605	2,045	1,656	1,231	879	1,782
7	Rural - Rurale .....	9,196	50,091	5.4	1,414	1,463	1,300	1,101	1,004	830	630	1,454
8	Farm - Agricole .....	6,396	37,319	5.8	803	909	855	739	719	631	499	1,241
9	Non-farm - Non agricole ...	2,800	12,772	4.6	611	554	445	362	285	199	131	213
10	Urban - Urbaine .....	6,650	29,014	4.4	1,296	1,475	1,305	944	652	401	249	328
11	Argenteuil .....	5,700	22,717	4.0	1,635	1,210	1,118	656	430	255	159	237
12	Rural - Rurale .....	3,285	13,939	4.1	952	661	631	369	264	144	103	161
13	Farm - Agricole .....	1,039	4,396	4.2	260	231	198	123	87	43	29	68
14	Non-farm - Non agricole ...	2,246	8,943	4.0	692	430	433	246	177	101	74	93
15	Urban - Urbaine .....	2,415	9,378	3.9	683	549	487	287	166	111	56	76
16	Arthabaska .....	7,123	33,967	4.8	1,570	1,284	1,154	845	658	543	356	713
17	Rural - Rurale .....	3,102	16,523	5.3	589	455	431	361	310	281	206	469
18	Farm - Agricole .....	2,231	12,841	5.8	323	308	292	258	231	235	163	421
19	Non-farm - Non agricole ...	871	3,682	4.2	266	147	139	103	79	46	43	48
20	Urban - Urbaine .....	4,021	17,444	4.3	981	829	723	484	348	262	150	244
21	Bagot .....	3,949	17,957	4.5	984	730	605	467	401	260	177	325
22	Rural - Rurale .....	2,771	12,875	4.6	701	484	392	308	303	196	137	250
23	Farm - Agricole .....	1,895	9,652	5.1	341	304	287	236	242	156	117	212
24	Non-farm - Non agricole ...	876	3,223	3.7	360	180	105	72	61	40	20	38
25	Urban - Urbaine .....	1,178	5,082	4.3	283	246	213	159	98	64	40	75
26	Beauce .....	9,936	51,679	5.2	1,767	1,697	1,471	1,212	991	790	620	1,388
27	Rural - Rurale .....	6,514	36,217	5.6	1,013	996	883	777	678	571	474	1,122
28	Farm - Agricole .....	4,196	25,558	6.1	494	530	505	494	469	412	370	922
29	Non-farm - Non agricole ...	2,318	10,659	4.6	519	466	378	283	209	159	104	200
30	Urban - Urbaine .....	3,422	15,462	4.5	754	701	588	435	313	219	146	266
31	Beauharnois .....	8,480	35,389	4.2	2,011	1,825	1,676	1,131	760	436	281	360
32	Rural - Rurale .....	1,746	7,827	4.5	400	301	304	254	191	100	97	99
33	Farm - Agricole .....	767	3,651	4.8	151	126	116	123	96	46	55	54
34	Non-farm - Non agricole ...	979	4,176	4.3	249	175	188	131	95	54	42	45
35	Urban - Urbaine .....	6,734	27,562	4.1	1,611	1,524	1,372	877	569	336	184	261
36	Bellechasse .....	4,431	23,270	5.3	905	695	587	530	393	347	316	658
37	Rural - Rurale .....	4,431	23,270	5.3	905	695	587	530	393	347	316	658
38	Farm - Agricole .....	2,338	14,067	6.0	289	319	287	281	233	220	223	486
39	Non-farm - Non agricole ...	2,093	9,203	4.4	616	376	300	249	160	127	93	172
40	Berthier .....	5,131	22,838	4.5	1,259	1,010	802	707	448	301	215	389
41	Rural - Rurale .....	3,568	16,282	4.6	860	660	537	494	327	231	166	293
42	Farm - Agricole .....	1,330	9,081	5.0	376	292	277	253	186	127	112	207
43	Non-farm - Non agricole ...	1,738	7,201	4.1	484	368	260	241	141	104	54	86
44	Urban - Urbaine .....	1,563	6,556	4.2	399	350	265	213	121	70	49	96
45	Bonaventure .....	7,608	38,655	5.1	1,480	1,261	1,146	932	729	601	478	981
46	Rural - Rurale .....	7,608	38,655	5.1	1,480	1,261	1,146	932	729	601	478	981
47	Farm - Agricole .....	4,670	24,682	5.3	895	753	629	538	446	367	305	737
48	Non-farm - Non agricole ...	2,938	13,973	4.8	585	508	517	394	283	234	173	244
49	Brome .....	3,035	11,717	3.9	1,000	653	508	338	199	137	78	122
50	Rural - Rurale .....	2,453	9,631	3.9	784	540	401	271	167	111	63	116
51	Farm - Agricole .....	1,433	5,832	4.1	402	324	256	165	103	69	39	75
52	Non-farm - Non agricole ...	1,020	3,799	3.7	382	216	145	106	64	42	24	41
53	Urban - Urbaine .....	582	2,086	3.6	216	113	107	67	32	26	15	6
54	Chambly .....	18,013	72,082	4.0	4,528	4,111	3,683	2,480	1,333	826	439	613
55	Rural - Rurale .....	2,243	9,500	4.2	530	439	465	340	177	114	57	121
56	Farm - Agricole .....	526	2,530	4.8	113	80	80	94	49	35	23	52
57	Non-farm - Non agricole ...	1,717	6,970	4.1	417	359	385	246	128	79	34	69
58	Urban - Urbaine .....	15,770	62,582	4.0	3,998	3,672	3,218	2,140	1,156	712	382	492
59	Champlain .....	17,142	80,502	4.7	3,373	3,340	2,967	2,333	1,644	1,174	816	1,495
60	Rural - Rurale .....	5,965	29,958	5.0	1,187	1,001	900	764	569	445	353	746
61	Farm - Agricole .....	2,745	15,481	5.6	431	359	380	345	286	238	212	494
62	Non-farm - Non agricole ...	3,220	14,477	4.5	756	642	520	419	283	207	141	252
63	Urban - Urbaine .....	11,177	50,544	4.5	2,186	2,339	2,067	1,569	1,075	729	463	749

1. See Introduction for full explanation of types of family.  
2. Includes earnings "not stated" and "nil".

**TABLEAU 128. Familles selon l'importance numérique, le type, le nombre de membres figurant à la main-d'oeuvre et selon le gain des chefs salariés, comtés et divisions de recensement, régions rurales agricoles, rurales non agricoles, et urbaines, 1951 - suite**

Familles by type <sup>1</sup> Familles selon le type <sup>1</sup>			Familles by number of persons in the labour force Familles selon le nombre de personnes figurant à la main-d'oeuvre			Wage-earner families by earnings of head Familles de salariés selon le gain du chef									No
Maintain- ing own household - Main- tenant leur propre ménage	Not maintaining own household - Ne maintenant pas leur propre ménage		0	1	2+	Total <sup>2</sup>	Under \$1,000 - Moins de \$1,000	\$1,000- 1,999	\$2,000- 2,499	\$2,500- 2,999	\$3,000- 3,999	\$4,000- 5,999	\$6,000+	No	
	Related - Parentes	Non- related - Non parentes													
776,665	57,061	22,315	56,022	558,636	241,383	538,216	44,646	150,293	137,455	87,737	64,044	24,818	11,520	1	
232,853	18,466	1,626	21,927	155,983	75,035	90,718	21,283	37,988	14,628	6,381	3,663	1,151	380	2	
121,875	11,722	464	6,274	77,334	50,253	19,298	7,240	7,585	1,955	727	387	70	30	3	
111,178	6,744	1,162	15,653	78,649	24,782	71,420	14,043	30,403	12,673	5,654	3,276	1,081	350	4	
543,812	38,595	20,689	34,095	402,653	166,348	447,498	23,363	112,305	122,827	81,356	60,381	23,667	11,140	5	
14,989	637	220	921	11,054	3,871	7,930	772	2,153	2,613	1,081	780	170	56	6	
8,688	443	65	678	5,929	2,589	2,925	599	1,075	670	219	116	32	12	7	
6,034	347	15	281	3,969	2,146	1,406	414	570	232	69	34	2	—	8	
2,654	96	50	397	1,960	443	1,519	185	505	438	150	82	30	12	9	
6,301	194	155	243	5,125	1,282	5,005	173	1,078	1,943	862	664	138	44	10	
5,355	282	63	493	3,757	1,450	3,353	382	1,167	993	395	231	72	28	11	
3,081	164	40	306	2,110	869	1,654	257	714	414	134	50	21	12	12	
953	74	12	55	609	375	191	56	97	23	9	1	—	—	13	
2,128	90	28	251	1,501	494	1,463	201	617	391	125	49	21	12	14	
2,274	118	23	187	1,647	581	1,699	125	453	579	261	181	51	16	15	
6,782	312	29	507	4,409	2,207	3,294	363	1,366	796	320	234	62	16	16	
2,934	160	8	228	1,814	1,060	575	123	209	94	57	29	12	1	17	
2,106	123	2	70	1,268	893	163	50	51	27	11	7	1	—	18	
828	37	6	158	546	167	412	73	158	67	46	22	11	1	19	
3,848	152	21	279	2,595	1,147	2,719	240	1,157	702	263	205	50	15	20	
3,775	157	17	423	2,428	1,098	1,352	243	620	299	82	29	12	—	21	
2,645	112	14	309	1,686	776	581	168	271	74	25	8	1	—	22	
1,806	80	9	67	1,206	622	227	84	97	23	6	2	—	—	23	
839	32	5	242	480	154	354	84	174	51	19	6	1	—	24	
1,130	45	3	114	742	322	771	75	349	225	57	21	11	—	25	
9,400	503	33	651	6,077	3,208	3,510	764	1,680	512	206	126	37	8	26	
6,113	389	12	377	3,832	2,305	1,495	477	716	139	35	29	7	—	27	
3,893	301	2	134	2,275	1,787	211	95	78	13	3	2	—	—	28	
2,220	88	10	243	1,557	518	1,284	382	638	126	32	27	5	—	29	
3,287	114	21	274	2,245	903	2,015	287	964	373	171	97	30	8	30	
7,869	433	178	454	5,783	2,243	6,121	290	1,565	2,172	1,059	650	175	52	31	
1,638	89	19	121	1,173	452	853	63	233	246	135	89	36	13	32	
710	54	3	35	463	269	142	17	47	42	15	12	2	—	33	
928	35	16	86	710	183	711	46	186	204	120	77	34	13	34	
6,231	344	159	333	4,610	1,791	5,268	227	1,332	1,926	924	561	139	39	35	
4,174	241	16	459	2,281	1,691	1,080	366	475	68	31	24	6	2	36	
4,174	241	16	459	2,281	1,691	1,080	366	475	68	31	24	6	2	37	
2,184	152	2	64	1,056	1,218	128	63	53	3	1	1	—	—	38	
1,990	89	14	395	1,225	473	952	303	422	65	30	23	6	2	39	
4,717	390	24	486	3,181	1,464	2,159	512	1,092	283	93	74	18	4	40	
3,252	302	14	332	2,195	1,041	1,261	411	570	139	45	32	3	2	41	
1,632	196	2	101	1,087	642	246	102	113	13	2	2	1	—	42	
1,620	106	12	231	1,108	399	1,015	309	457	126	43	30	2	2	43	
1,465	88	10	154	986	423	898	101	522	144	48	42	15	2	44	
6,567	995	46	849	4,465	2,294	2,651	1,016	937	232	100	105	22	4	45	
6,567	995	46	849	4,465	2,294	2,651	1,016	937	232	100	105	22	4	46	
3,885	769	16	404	2,574	1,692	901	479	273	53	15	19	2	1	47	
2,682	226	30	445	1,891	602	1,750	537	664	179	85	86	20	3	48	
2,774	209	52	385	1,903	747	1,200	273	480	177	67	63	23	10	49	
2,227	180	46	289	1,562	602	885	247	343	109	35	36	14	10	50	
1,275	127	31	84	938	411	336	111	133	30	9	8	3	5	51	
952	53	15	205	624	191	549	136	210	79	26	28	11	5	52	
547	29	6	96	341	145	315	26	137	68	32	27	9	—	53	
16,427	1,174	412	938	12,503	4,572	14,076	881	3,600	3,997	2,423	1,677	792	311	54	
2,095	131	17	120	1,567	556	1,449	57	406	435	275	153	48	22	55	
485	38	3	14	311	201	95	11	32	18	15	8	3	5	56	
1,610	93	14	106	1,256	355	1,354	46	374	417	260	145	45	17	57	
14,332	1,043	395	818	10,936	4,016	12,627	824	3,194	3,562	2,148	1,524	744	289	58	
15,951	1,048	143	976	11,333	4,833	11,141	1,089	3,112	2,469	2,158	1,641	333	85	59	
5,419	520	26	428	3,671	1,866	2,504	443	1,036	426	275	176	41	13	60	
2,403	336	6	109	1,538	1,098	365	116	153	49	20	8	4	1	61	
3,016	184	20	319	2,133	768	2,139	327	883	377	255	168	37	12	62	
10,532	528	117	548	7,662	2,967	8,637	646	2,076	2,043	1,883	1,465	292	72	63	

1. Voir dans l'introduction les explications complètes concernant les types de famille.  
2. Comprend les gains "non déclarés" et "aucun gain".

**TABLE 128. Families by size, type, number of members in the labour force, and by earnings of wage-earner heads, for counties and census divisions, rural farm, rural non-farm and urban, 1951 - Continued**

No.	Locality Localité	Total	Persons in families — Nombre de personnes dans les familles	Average number of persons per family — Moyenne de personnes par famille	Families by number of persons per family Familles selon le nombre de personnes par famille							
					2	3	4	5	6	7	8	9+
Québec - Con. - suite												
1	Charlevoix .....	4,940	25,462	5.2	889	818	708	639	549	417	310	610
2	Rural - Rurale .....	3,170	16,953	5.3	556	512	426	369	357	264	218	468
3	Farm - Agricole .....	1,637	9,451	5.8	243	232	211	168	203	138	127	315
4	Non-farm - Non agricole .....	1,533	7,502	4.9	313	280	215	201	154	126	91	153
5	Urban - Urbaine .....	1,770	8,509	4.8	333	306	282	270	192	153	92	142
6	Charlevoix-Est .....	2,684	13,741	5.1	456	432	412	385	305	226	159	309
7	Rural - Rurale .....	1,394	7,446	5.3	220	222	200	190	165	113	84	200
8	Farm - Agricole .....	704	4,022	5.7	100	101	91	79	91	62	51	129
9	Non-farm - Non agricole .....	690	3,424	5.0	120	121	109	111	74	51	33	71
10	Urban - Urbaine .....	1,290	6,295	4.9	236	210	212	195	140	113	75	109
11	Charlevoix-Ouest .....	2,256	11,721	5.2	433	386	296	254	244	191	151	301
12	Rural - Rurale .....	1,776	9,507	5.4	336	290	226	179	192	151	134	268
13	Farm - Agricole .....	933	5,429	5.8	143	131	120	89	112	76	76	186
14	Non-farm - Non agricole .....	843	4,078	4.8	193	159	106	90	80	75	58	82
15	Urban - Urbaine .....	480	2,214	4.6	97	96	70	75	52	40	17	33
16	Châteauguay .....	3,930	15,970	4.1	1,098	781	750	505	301	209	124	162
17	Rural - Rurale .....	2,592	10,927	4.2	698	490	465	344	208	160	90	137
18	Farm - Agricole .....	1,405	6,295	4.5	329	238	256	206	125	100	57	94
19	Non-farm - Non agricole .....	1,187	4,632	3.9	369	252	209	138	83	60	33	43
20	Urban - Urbaine .....	1,338	5,043	3.8	400	291	285	161	93	49	34	25
21	Chicoutimi .....	20,415	108,838	5.3	2,904	3,464	3,299	2,704	2,141	1,707	1,319	2,877
22	Rural - Rurale .....	4,996	30,180	6.0	594	664	711	597	511	414	402	1,103
23	Farm - Agricole .....	2,457	16,137	6.6	280	269	316	233	240	206	209	704
24	Non-farm - Non agricole .....	2,539	14,043	5.5	314	395	395	364	271	208	193	399
25	Urban - Urbaine .....	15,419	78,658	5.1	2,310	2,800	2,588	2,107	1,630	1,293	917	1,774
26	Compton .....	4,886	21,857	4.5	1,227	905	855	612	424	271	177	415
27	Rural - Rurale .....	3,203	15,160	4.7	753	529	539	404	302	197	139	340
28	Farm - Agricole .....	2,120	10,933	5.2	397	322	345	278	219	149	114	296
29	Non-farm - Non agricole .....	1,083	4,227	3.9	356	207	194	126	83	48	25	44
30	Urban - Urbaine .....	1,683	6,697	4.0	474	376	316	208	122	74	38	75
31	Deux-Montagnes .....	4,524	18,924	4.2	1,151	908	876	582	392	245	155	215
32	Rural - Rurale .....	2,799	12,473	4.5	668	491	510	356	281	187	122	184
33	Farm - Agricole .....	1,581	7,657	4.8	281	253	298	223	180	126	85	135
34	Non-farm - Non agricole .....	1,218	4,816	4.0	387	238	212	133	101	61	37	49
35	Urban - Urbaine .....	1,725	6,451	3.7	483	417	366	226	111	58	33	31
36	Dorchester .....	5,902	31,239	5.3	1,087	973	865	678	595	453	345	906
37	Rural - Rurale .....	5,202	28,078	5.4	932	831	733	602	524	409	314	857
38	Farm - Agricole .....	3,216	19,472	6.1	381	413	448	381	359	292	238	704
39	Non-farm - Non agricole .....	1,986	8,606	4.3	551	418	285	221	165	117	76	153
40	Urban - Urbaine .....	700	3,161	4.5	155	142	132	76	71	44	31	49
41	Drummond .....	10,883	49,518	4.6	2,334	2,196	1,911	1,433	989	716	459	845
42	Rural - Rurale .....	3,780	18,921	5.0	748	658	546	479	381	307	212	449
43	Farm - Agricole .....	2,015	10,801	5.4	347	330	271	243	214	168	123	319
44	Non-farm - Non agricole .....	1,765	8,120	4.6	401	328	275	236	167	139	89	130
45	Urban - Urbaine .....	7,103	30,597	4.3	1,586	1,538	1,365	954	608	409	247	396
46	Frontenac .....	5,636	29,173	5.2	1,055	948	770	724	576	439	351	773
47	Rural - Rurale .....	4,092	22,201	5.4	710	644	515	511	416	350	294	652
48	Farm - Agricole .....	2,580	15,588	6.0	317	337	301	307	295	246	226	551
49	Non-farm - Non agricole .....	1,512	6,613	4.4	393	307	214	204	121	104	68	101
50	Urban - Urbaine .....	1,544	6,972	4.5	345	304	255	213	160	89	57	121
51	Gaspé .....	11,546	58,549	5.1	2,191	1,883	1,770	1,487	1,156	916	717	1,426
52	Rural - Rurale .....	10,523	53,659	5.1	2,006	1,704	1,587	1,337	1,040	846	661	1,342
53	Farm - Agricole .....	6,159	32,494	5.3	1,173	934	838	732	644	518	407	913
54	Non-farm - Non agricole .....	4,364	21,165	4.8	833	770	749	605	396	328	254	429
55	Urban - Urbaine .....	1,023	4,890	4.8	185	179	183	150	116	70	56	84
56	Gaspé-Est .....	6,972	34,880	5.0	1,316	1,189	1,114	874	686	554	433	806
57	Rural - Rurale .....	6,269	31,536	5.0	1,195	1,061	979	775	610	501	397	751
58	Farm - Agricole .....	3,817	19,903	5.2	723	604	529	455	394	319	255	538
59	Non-farm - Non agricole .....	2,452	11,633	4.7	472	457	450	320	216	182	142	213
60	Urban - Urbaine .....	703	3,344	4.8	121	128	135	99	76	53	36	55
61	Gaspé-Ouest .....	2,663	14,299	5.4	451	380	386	372	287	217	166	404
62	Rural - Rurale .....	2,343	12,753	5.4	387	329	338	321	247	200	146	375
63	Farm - Agricole .....	905	5,376	5.9	140	102	113	101	102	92	61	194
64	Non-farm - Non agricole .....	1,438	7,377	5.1	247	227	225	220	145	108	85	181
65	Urban - Urbaine .....	320	1,546	4.8	64	51	48	51	40	17	20	29

1. See Introduction for full explanation of types of family.  
2. Includes earnings "not stated" and "nil".

**TABEAU 128. Familles selon l'importance numérique, le type, le nombre de membres figurant à la main-d'oeuvre et selon le gain des chefs salariés, comtés et divisions de recensement, régions rurales agricoles, rurales non agricoles, et urbaines, 1951 - suite**

Familles by type <sup>1</sup> — Familles selon le type <sup>1</sup>			Familles by number of persons in the labour force — Familles selon le nombre de personnes figurant à la main-d'oeuvre			Wage-earner families by earnings of head — Familles de salariés selon le gain du chef								No
Maintaining own household — Maintenant leur propre ménage	Not maintaining own household — Ne maintenant pas leur propre ménage		0	1	2+	Total <sup>2</sup>	Under \$1,000 — Moins de \$1,000	\$1,000- 1,999	\$2,000- 2,499	\$2,500- 2,999	\$3,000- 3,999	\$4,000- 5,999	\$6,000+	No
	Related — Parentes	Non-related — Non parentes												
4,362	559	19	393	3,005	1,542	2,229	496	1,051	310	139	93	27	5	1
2,724	433	13	273	1,840	1,057	1,132	365	592	72	23	10	4	1	2
1,350	285	2	88	873	676	187	81	81	5	3	1	—	1	3
1,374	148	11	185	967	381	945	284	511	67	20	9	4	—	4
1,638	126	6	120	1,165	485	1,097	131	459	238	116	83	23	4	5
2,389	284	11	175	1,640	869	1,395	248	581	257	130	85	26	5	6
1,200	186	8	107	792	495	540	196	242	41	18	8	3	1	7
589	113	2	38	354	312	86	33	41	2	3	—	—	1	8
611	73	6	69	438	183	454	163	201	39	15	8	3	—	9
1,189	98	3	68	848	374	855	52	339	216	112	77	23	4	10
1,973	275	8	218	1,365	673	834	248	470	53	9	8	1	—	11
1,524	247	5	166	1,048	562	592	169	350	31	5	2	1	—	12
761	172	—	50	519	364	101	48	40	3	—	1	—	—	13
763	75	5	116	529	198	491	121	310	28	5	1	—	—	14
449	28	3	52	317	111	242	79	120	22	4	6	—	—	15
3,673	226	31	317	2,587	1,026	1,858	239	510	417	268	210	97	35	16
2,421	153	18	202	1,661	729	958	184	327	195	96	79	35	6	17
1,298	100	7	68	869	468	230	79	100	28	7	7	2	1	18
1,123	53	11	134	792	261	728	105	227	167	89	72	33	5	19
1,252	73	13	115	926	297	900	55	183	222	172	131	62	29	20
18,449	1,563	403	856	14,157	5,402	14,989	926	3,119	3,201	4,045	2,587	532	149	21
4,350	592	54	224	3,122	1,650	2,524	340	1,083	409	402	154	16	3	22
2,044	401	12	86	1,289	1,082	561	142	302	43	31	16	1	1	23
2,306	191	42	138	1,833	568	1,963	198	781	366	371	138	15	2	24
14,099	971	349	632	11,035	3,752	12,465	586	2,036	2,792	3,643	2,433	516	146	25
4,622	234	30	445	3,204	1,237	1,979	341	817	396	200	110	30	5	26
3,038	144	21	268	2,059	876	855	259	407	101	26	17	2	1	27
2,010	101	9	90	1,361	669	263	120	102	15	6	6	1	—	28
1,028	43	12	178	698	207	592	139	305	86	20	11	1	1	29
1,584	90	9	177	1,145	361	1,124	82	410	295	174	93	28	4	30
4,289	209	26	476	2,760	1,288	1,906	255	592	383	235	269	78	21	31
2,657	130	12	326	1,520	953	723	199	300	98	48	46	5	3	32
1,498	80	3	93	767	721	155	68	62	9	6	6	—	1	33
1,159	50	9	233	753	232	568	131	238	89	42	40	5	2	34
1,632	79	14	150	1,240	335	1,183	56	292	285	187	223	73	18	35
5,618	270	14	447	3,485	1,970	1,431	381	694	164	28	23	11	4	36
4,948	240	14	384	3,014	1,804	1,056	315	487	128	21	13	5	—	37
3,054	161	1	86	1,773	1,357	155	56	71	9	3	—	—	—	38
1,894	79	13	298	1,241	447	901	259	416	119	18	13	5	—	39
670	30	—	63	471	166	375	66	207	36	7	10	6	4	40
10,303	473	107	567	7,229	3,087	7,000	596	2,309	2,196	1,083	525	117	41	41
3,555	201	24	260	2,396	1,124	1,510	268	627	393	111	63	5	—	42
1,877	128	10	71	1,152	792	329	88	144	64	16	8	1	—	43
1,678	73	14	189	1,244	332	1,181	180	483	329	95	55	4	—	44
6,748	272	83	307	4,833	1,963	5,490	328	1,682	1,803	972	462	112	41	45
5,386	236	14	424	3,511	1,701	1,983	545	904	218	102	69	12	5	46
3,889	193	10	293	2,504	1,295	1,035	398	474	45	22	11	2	1	47
2,438	137	5	78	1,541	961	242	137	83	6	3	—	—	—	48
1,451	56	5	215	963	334	793	261	391	39	19	11	2	1	49
1,497	43	4	131	1,007	406	948	147	430	173	80	58	10	4	50
9,997	1,468	81	1,103	7,175	3,268	4,932	2,048	1,685	338	191	156	35	8	51
9,083	1,370	70	1,038	6,454	3,031	4,230	1,949	1,469	213	87	48	16	2	52
5,182	948	29	560	3,467	2,132	1,858	938	582	71	35	11	1	—	53
3,901	422	41	478	2,987	899	2,372	1,011	887	142	52	37	15	2	54
914	98	11	65	721	237	702	99	216	125	104	108	19	6	55
6,085	833	54	583	4,437	1,952	3,059	1,219	1,034	242	159	141	29	6	56
5,468	758	43	548	3,930	1,791	2,558	1,181	893	152	64	36	12	1	57
3,269	528	20	303	2,223	1,291	1,184	586	413	59	29	10	1	—	58
2,199	230	23	245	1,707	500	1,374	595	480	93	35	26	11	1	59
617	75	11	35	507	161	501	38	141	90	95	105	17	5	60
2,346	305	12	208	1,712	743	1,077	399	458	75	20	11	4	2	61
2,049	282	12	178	1,498	667	876	338	383	40	11	8	2	1	62
772	131	2	45	509	351	105	49	38	4	—	—	—	—	63
1,277	151	10	133	989	316	771	289	345	36	11	8	2	1	64
297	23	—	30	214	76	201	61	75	35	9	3	2	1	65

1. Voir dans l'Introduction les explications complètes concernant les types de famille.  
2. Comprend les gains "non déclarés" et "aucun gain".

TABLE 128. Families by size, type, number of members in the labour force, and by earnings of wage-earner heads, for counties and census divisions, rural farm, rural non-farm and urban, 1951 - Continued

No.	Locality Localité	Total	Persons in families — Nombre de personnes dans les familles	Average number of persons per family — Moyenne de personnes par famille	Families by number of persons per family Familles selon le nombre de personnes par famille							
					2	3	4	5	6	7	8	9+
					Québec - Con. - suite							
Gaspé - Con. - fin												
1	Iles-de-la-Madeleine.....	1,911	9,370	4.9	424	314	270	241	183	145	118	216
2	Rural - Rurale .....	1,911	9,370	4.9	424	314	270	241	183	145	118	216
3	Farm - Agricole .....	1,437	7,215	5.0	310	228	196	176	148	107	91	181
4	Non-farm - Non agricole ..	474	2,155	4.5	114	86	74	65	35	38	27	35
5	Hull.....	20,117	85,249	4.2	4,693	4,406	3,867	2,638	1,723	1,059	665	1,066
6	Rural - Rurale .....	5,152	23,570	4.6	1,172	987	870	672	447	329	228	447
7	Farm - Agricole .....	2,257	11,081	4.9	454	419	343	273	215	173	121	259
8	Non-farm - Non agricole ....	2,895	12,489	4.3	718	568	527	399	232	156	107	188
9	Urban - Urbaine .....	14,965	61,679	4.1	3,521	3,419	2,997	1,966	1,276	730	437	619
10	Gatineau.....	7,240	32,515	4.5	1,584	1,426	1,322	975	675	435	285	538
11	Rural - Rurale .....	4,672	21,372	4.6	1,037	913	798	608	412	304	202	398
12	Farm - Agricole .....	1,965	9,651	4.9	379	375	300	241	192	156	103	219
13	Non-farm - Non agricole ..	2,707	11,721	4.3	658	538	498	367	220	148	99	179
14	Urban - Urbaine .....	2,568	11,143	4.3	547	513	524	367	263	131	83	140
15	Hull.....	12,877	52,734	4.1	3,109	2,980	2,545	1,563	1,048	624	380	528
16	Rural - Rurale .....	480	2,198	4.6	135	74	72	64	35	25	26	49
17	Farm - Agricole .....	292	1,430	4.9	75	44	43	32	23	17	18	40
18	Non-farm - Non agricole ..	188	768	4.1	60	30	29	32	12	8	8	9
19	Urban - Urbaine .....	12,397	50,536	4.1	2,974	2,906	2,473	1,599	1,013	599	354	479
20	Huntingdon.....	3,044	11,913	3.9	939	642	548	368	214	132	82	119
21	Rural - Rurale .....	2,380	9,512	4.0	713	493	422	291	167	118	70	106
22	Farm - Agricole .....	1,530	6,206	4.1	421	326	294	191	107	70	48	73
23	Non-farm - Non agricole ....	850	3,305	3.9	292	167	128	100	60	48	22	33
24	Urban - Urbaine .....	664	2,401	3.6	226	149	126	77	47	14	12	13
25	Iberville.....	2,845	12,438	4.4	684	554	525	359	272	169	96	186
26	Rural - Rurale .....	1,639	7,609	4.6	380	287	264	206	178	110	72	142
27	Farm - Agricole .....	962	4,899	5.1	154	163	159	134	116	68	56	112
28	Non-farm - Non agricole ....	677	2,710	4.0	226	124	105	72	62	42	16	30
29	Urban - Urbaine .....	1,206	4,829	4.0	304	267	261	153	94	59	24	44
30	Joliette.....	7,252	33,753	4.7	1,556	1,371	1,237	937	681	515	324	631
31	Rural - Rurale .....	3,781	18,744	5.0	771	646	592	465	367	291	199	450
32	Farm - Agricole .....	1,926	10,490	5.4	321	284	275	245	195	178	119	309
33	Non-farm - Non agricole ....	1,855	8,254	4.4	450	362	317	220	172	113	80	141
34	Urban - Urbaine .....	3,471	15,009	4.3	785	725	645	472	314	224	125	181
35	Kamouraska.....	4,760	24,672	5.2	933	813	684	549	486	358	263	674
36	Rural - Rurale .....	3,783	20,334	5.4	707	606	533	420	386	296	226	609
37	Farm - Agricole .....	1,946	11,866	6.1	277	255	245	217	190	166	143	453
38	Non-farm - Non agricole ....	1,837	8,468	4.6	430	351	288	203	196	130	83	156
39	Urban - Urbaine .....	977	4,338	4.4	226	207	151	129	100	62	37	65
40	Labelle.....	5,005	25,462	5.1	947	840	734	618	540	394	316	616
41	Rural - Rurale .....	3,552	18,740	5.3	652	542	511	417	387	285	251	507
42	Farm - Agricole .....	1,956	11,611	5.9	253	243	251	229	242	179	170	389
43	Non-farm - Non agricole ....	1,596	7,129	4.5	399	299	260	188	145	106	81	118
44	Urban - Urbaine .....	1,453	6,722	4.6	295	298	223	201	153	109	65	109
45	Lac-St-Jean.....	13,455	77,168	5.7	1,848	1,941	1,907	1,648	1,411	1,164	1,000	2,536
46	Rural - Rurale .....	7,647	46,610	6.1	985	959	985	857	801	694	612	1,754
47	Farm - Agricole .....	4,368	29,064	6.7	468	462	480	440	437	422	375	1,284
48	Non-farm - Non agricole ....	3,279	17,546	5.4	517	497	505	417	364	272	237	470
49	Urban - Urbaine .....	5,808	30,558	5.3	863	982	922	791	610	470	388	782
50	Lac-St-Jean-Est.....	5,230	29,856	5.7	720	776	754	634	543	449	380	974
51	Rural - Rurale .....	2,397	14,601	6.1	317	297	326	262	238	226	190	541
52	Farm - Agricole .....	1,292	8,668	6.7	151	133	135	116	118	149	108	382
53	Non-farm - Non agricole ....	1,105	5,933	5.4	166	164	191	146	120	77	82	159
54	Urban - Urbaine .....	2,833	15,255	5.4	403	479	428	372	305	223	190	433
55	Lac-St-Jean-Ouest.....	8,225	47,312	5.8	1,128	1,165	1,153	1,014	868	715	620	1,562
56	Rural - Rurale .....	5,250	32,009	6.1	668	662	659	595	563	468	422	1,213
57	Farm - Agricole .....	3,076	20,396	6.6	317	329	345	324	319	273	267	902
58	Non-farm - Non agricole ....	2,174	11,613	5.3	351	333	314	271	244	195	155	311
59	Urban - Urbaine .....	2,975	15,303	5.1	460	503	494	419	305	247	198	349
60	Laprairie.....	4,040	16,942	4.2	999	808	826	529	334	231	129	184
61	Rural - Rurale .....	2,836	12,167	4.3	678	540	583	381	237	167	103	147
62	Farm - Agricole .....	968	4,566	4.7	202	151	187	132	86	83	48	79
63	Non-farm - Non agricole ....	1,868	7,601	4.1	476	389	396	249	151	84	55	68
64	Urban - Urbaine .....	1,204	4,775	4.0	321	268	243	148	97	64	26	37

1. See Introduction for full explanation of types of family.  
2. Includes earnings "not stated" and "nil".



**TABLEAU 128. Familles selon l'importance numérique, le type, le nombre de membres figurant à la main-d'oeuvre et selon le gain des chefs salariés, comtés et divisions de recensement, régions rurales agricoles, rurales non agricoles, et urbaines, 1951 - suite**

Familles by type <sup>1</sup> — Familles selon le type <sup>1</sup>			Familles by number of persons in the labour force — Familles selon le nombre de personnes figurant à la main-d'oeuvre			Wage-earner families by earnings of head — Familles de salariés selon le gain du chef								No
Maintain- ing own household — Main- tenant leur propre ménage	Not maintaining own household — Ne maintenant pas leur propre ménage		0	1	2+	Total <sup>2</sup>	Under \$1,000 — Moins de \$1,000	\$1,000- 1,999	\$2,000- 2,499	\$2,500- 2,999	\$3,000- 3,999	\$4,000- 5,999	\$6,000+	No
	Related — Parentes	Non- related — Non parentes												
1,586	330	15	312	1,026	573	796	430	193	21	12	4	2	—	1
1,566	330	15	312	1,026	573	796	430	193	21	12	4	2	—	2
1,141	289	7	212	735	490	569	303	131	8	6	1	—	—	3
425	41	8	100	291	83	227	127	62	13	6	3	2	—	4
17,966	1,586	565	1,132	13,422	5,563	14,496	1,100	4,430	3,794	2,430	1,724	462	103	5
4,673	401	78	441	3,282	1,429	2,375	456	1,082	377	163	103	49	7	6
2,025	215	17	92	1,340	825	444	145	188	52	12	13	2	—	7
2,648	186	61	349	1,942	604	1,931	311	894	325	151	90	47	7	8
13,293	1,185	487	691	10,140	4,134	12,121	644	3,348	3,417	2,267	1,621	413	96	9
6,527	563	150	579	4,795	1,866	4,103	530	1,712	860	361	292	132	27	10
4,238	356	78	413	2,975	1,284	2,172	428	1,017	340	135	77	45	7	11
1,765	183	17	84	1,174	707	382	131	172	42	4	3	1	—	12
2,473	173	61	329	1,801	577	1,790	297	845	298	131	74	44	7	13
2,289	207	72	166	1,820	582	1,931	102	695	520	226	215	87	20	14
11,439	1,023	415	553	8,627	3,697	10,393	570	2,718	2,934	2,069	1,432	330	76	15
435	45	—	28	307	145	203	28	65	37	28	26	4	—	16
260	32	—	8	166	118	62	14	16	10	8	10	1	—	17
175	13	—	20	141	27	141	14	49	27	20	16	3	—	18
11,004	978	415	525	8,320	3,552	10,190	542	2,653	2,897	2,041	1,406	326	76	19
2,820	161	63	435	1,910	699	1,118	213	402	205	98	84	26	9	20
2,222	126	32	374	1,493	513	660	162	245	79	43	44	17	4	21
1,422	88	20	129	1,030	371	265	80	112	21	16	9	3	—	22
800	38	12	245	463	142	395	82	133	58	27	35	14	4	23
598	35	31	61	417	186	458	51	157	126	55	40	9	5	24
2,665	142	38	155	1,837	853	1,484	170	683	358	143	66	25	8	25
1,551	79	9	98	1,006	535	596	111	297	114	36	15	5	—	26
913	47	2	23	569	370	194	44	95	34	9	3	1	—	27
638	32	7	75	437	165	402	67	202	80	27	12	4	—	28
1,114	63	29	57	831	318	888	59	386	244	107	51	20	8	29
6,847	347	58	563	4,595	2,094	3,716	520	1,355	910	449	281	76	16	30
3,563	199	19	310	2,311	1,160	1,386	340	589	260	77	49	9	3	31
1,786	133	7	85	1,099	742	240	108	94	21	6	7	1	—	32
1,777	66	12	225	1,212	418	1,146	232	495	239	71	42	8	3	33
3,284	148	39	253	2,284	934	2,330	180	766	650	372	232	67	13	34
4,245	494	21	467	2,833	1,460	1,844	610	872	154	77	37	20	5	35
3,361	408	14	360	2,183	1,240	1,270	471	595	91	41	12	7	2	36
1,663	278	5	108	1,026	812	162	85	55	8	5	2	1	—	37
1,698	130	9	252	1,157	428	1,108	386	540	83	36	10	6	2	38
884	86	7	107	650	220	574	139	277	63	36	25	13	3	39
4,819	163	23	358	3,280	1,367	2,144	412	1,295	247	54	32	13	6	40
3,413	119	20	240	2,279	1,033	1,254	294	726	122	26	16	6	—	41
1,883	67	6	65	1,182	709	278	115	129	15	1	2	—	—	42
1,530	52	14	175	1,097	324	976	179	597	107	25	14	6	—	43
1,406	44	3	118	1,001	334	890	118	569	125	28	16	7	6	44
12,190	1,123	142	850	8,618	3,987	6,932	937	2,659	1,273	809	731	217	48	45
6,772	814	61	541	4,603	2,503	2,832	608	1,401	350	142	114	59	20	46
3,770	590	8	192	2,319	1,857	658	255	284	52	19	12	2	—	47
3,002	224	53	349	2,284	646	2,174	353	1,117	298	123	102	57	20	48
5,418	309	81	309	4,015	1,484	4,100	329	1,258	923	667	617	158	28	49
4,687	469	74	230	3,404	1,596	3,117	370	872	664	522	442	126	21	50
2,057	309	31	95	1,476	826	1,046	185	395	173	97	77	54	18	51
1,068	222	2	44	678	570	194	69	81	22	9	2	—	—	52
989	87	29	51	798	256	852	116	314	151	88	75	54	18	53
2,630	160	43	135	1,928	770	2,071	185	477	491	425	365	72	3	54
7,503	654	68	620	5,214	2,391	3,815	567	1,787	609	287	289	91	27	55
4,715	505	30	446	3,127	1,677	1,786	423	1,006	177	45	37	5	2	56
2,702	368	6	148	1,641	1,287	464	186	203	30	10	10	2	—	57
2,013	137	24	298	1,486	390	1,322	237	803	147	35	27	3	2	58
2,788	149	38	174	2,087	714	2,029	144	781	432	242	252	86	25	59
3,596	394	50	823	2,306	911	1,999	156	575	608	370	169	28	3	60
2,513	302	21	749	1,481	606	1,169	91	330	334	199	87	17	2	61
867	100	1	95	552	321	151	24	62	42	9	5	1	—	62
1,646	202	20	654	929	285	958	67	268	292	190	82	16	2	63
1,083	92	29	74	825	305	890	65	245	274	171	82	11	1	64

1. Voir dans l'Introduction les explications complètes concernant les types de famille.  
2. Comprend les gains "non déclarés" et "aucun gain".

**TABLE 128. Families by size, type, number of members in the labour force, and by earnings of wage-earner heads, for counties and census divisions, rural farm, rural non-farm and urban, 1951 - Continued**

No.	Locality — Localité	Total	Persons in families — Nombre de personnes dans les familles	Average number of persons per family — Moyenne de personnes par famille	Families by number of persons per family — Familles selon le nombre de personnes par famille							
					2	3	4	5	6	7	8	9+
<b>Québec - Con. - suite</b>												
1	L'Assomption .....	4,840	21,462	4.4	1,198	964	797	606	418	300	190	367
2	Rural - Rurale .....	3,109	13,742	4.4	785	608	519	382	269	187	120	239
3	Farm - Agricole .....	1,393	6,765	4.9	295	257	216	171	122	107	61	164
4	Non-farm - Non agricole .....	1,716	6,977	4.1	490	351	303	211	147	80	59	75
5	Urban - Urbaine .....	1,731	7,720	4.5	413	356	278	224	149	113	70	128
6	Lévis .....	8,362	38,814	4.6	1,781	1,584	1,479	1,122	767	506	413	710
7	Rural - Rurale .....	1,853	9,695	5.2	393	265	265	234	171	131	126	268
8	Farm - Agricole .....	966	5,666	5.9	158	112	133	120	93	78	76	196
9	Non-farm - Non agricole .....	887	4,029	4.5	235	153	132	114	78	53	50	72
10	Urban - Urbaine .....	6,509	29,119	4.5	1,388	1,319	1,214	888	596	375	287	442
11	L'Islet .....	4,239	21,543	5.1	835	707	636	535	416	340	203	567
12	Rural - Rurale .....	4,239	21,543	5.1	835	707	636	535	416	340	203	567
13	Farm - Agricole .....	2,164	12,284	5.7	346	282	313	258	217	206	129	413
14	Non-farm - Non agricole .....	2,075	9,259	4.5	489	425	323	277	199	134	74	154
15	Lotbinière .....	5,197	26,375	5.1	1,173	816	679	564	544	397	330	694
16	Rural - Rurale .....	4,742	24,352	5.1	1,060	726	616	508	490	371	314	657
17	Farm - Agricole .....	2,979	16,824	5.6	514	407	369	324	321	274	226	544
18	Non-farm - Non agricole .....	1,763	7,528	4.3	546	319	247	184	169	97	88	113
19	Urban - Urbaine .....	455	2,023	4.4	113	90	63	56	54	26	16	37
20	Maskinongé .....	3,834	18,020	4.7	899	686	565	498	375	246	195	370
21	Rural - Rurale .....	2,999	14,345	4.8	690	520	425	395	304	197	157	311
22	Farm - Agricole .....	1,356	7,000	5.2	274	214	183	162	153	107	75	188
23	Non-farm - Non agricole .....	1,643	7,345	4.5	416	306	242	233	151	90	82	123
24	Urban - Urbaine .....	835	3,675	4.4	209	166	140	103	71	49	38	59
25	Matane .....	11,077	61,038	5.5	1,678	1,722	1,605	1,367	1,147	982	774	1,802
26	Rural - Rurale .....	7,642	44,347	5.8	1,076	1,095	1,015	873	809	722	571	1,481
27	Farm - Agricole .....	4,732	30,456	6.4	482	571	535	515	498	501	426	1,204
28	Non-farm - Non agricole .....	2,910	13,891	4.8	594	524	480	358	311	221	145	277
29	Urban - Urbaine .....	3,435	16,691	4.9	602	627	590	494	338	260	203	321
30	Matane .....	5,422	28,709	5.3	856	918	808	692	568	471	352	757
31	Rural - Rurale .....	3,636	20,259	5.6	547	562	501	423	403	327	255	618
32	Farm - Agricole .....	1,882	12,031	6.4	190	228	215	214	196	200	170	469
33	Non-farm - Non agricole .....	1,754	8,228	4.7	357	334	286	209	207	127	85	149
34	Urban - Urbaine .....	1,786	8,450	4.7	309	356	307	269	165	144	97	139
35	Matapédia .....	5,655	32,329	5.7	822	804	797	675	579	511	422	1,045
36	Rural - Rurale .....	4,006	24,088	6.0	529	533	514	450	406	395	316	863
37	Farm - Agricole .....	2,850	18,425	6.5	292	343	320	301	302	301	258	735
38	Non-farm - Non agricole .....	1,156	5,663	4.9	237	190	194	149	104	94	60	128
39	Urban - Urbaine .....	1,649	8,241	5.0	293	271	283	225	173	116	106	182
40	Mégantic .....	8,800	41,159	4.7	1,822	1,737	1,411	1,187	887	582	402	772
41	Rural - Rurale .....	3,679	19,000	5.2	687	599	533	471	403	283	216	487
42	Farm - Agricole .....	2,316	13,105	5.7	331	329	311	306	278	197	161	403
43	Non-farm - Non agricole .....	1,363	5,895	4.3	356	270	222	165	125	86	55	84
44	Urban - Urbaine .....	5,121	22,159	4.3	1,135	1,138	878	716	484	299	186	285
45	Missisquoi .....	5,494	22,144	4.0	1,609	1,169	975	622	435	273	158	253
46	Rural - Rurale .....	2,802	12,046	4.3	796	527	456	329	233	176	97	198
47	Farm - Agricole .....	1,526	7,007	4.6	381	273	239	187	136	108	62	140
48	Non-farm - Non agricole .....	1,276	5,039	3.9	415	254	217	142	87	68	35	58
49	Urban - Urbaine .....	2,692	10,098	3.8	813	642	519	293	212	97	61	55
50	Montcalm .....	3,504	16,026	4.6	897	607	542	412	344	239	155	308
51	Rural - Rurale .....	2,751	12,857	4.7	671	478	418	317	275	195	131	266
52	Farm - Agricole .....	1,329	6,828	5.1	249	206	199	154	159	108	90	164
53	Non-farm - Non agricole .....	1,422	6,029	4.2	422	272	219	163	116	87	41	102
54	Urban - Urbaine .....	753	3,169	4.2	226	129	124	95	69	44	24	42
55	Montmagny .....	4,547	22,613	5.0	906	802	716	558	465	310	248	542
56	Rural - Rurale .....	3,382	17,453	5.2	648	560	503	410	359	240	200	462
57	Farm - Agricole .....	1,723	10,010	5.8	252	243	217	205	207	134	118	347
58	Non-farm - Non agricole .....	1,659	7,443	4.5	396	317	286	205	152	106	82	115
59	Urban - Urbaine .....	1,165	5,160	4.4	258	242	213	148	106	70	48	80
60	Montmorency .....	3,986	19,971	5.0	780	712	610	491	395	311	186	501
61	Rural - Rurale .....	2,681	14,087	5.3	502	441	379	324	275	219	137	404
62	Farm - Agricole .....	1,076	6,397	5.9	174	154	114	112	115	101	61	245
63	Non-farm - Non agricole .....	1,605	7,690	4.8	328	287	265	212	160	118	76	159
64	Urban - Urbaine .....	1,305	5,884	4.5	278	271	231	167	120	92	49	97

1. See Introduction for full explanation of types of family.  
2. Includes earnings "not stated" and "nil".

**TABLEAU 128. Familles selon l'importance numérique, le type, le nombre de membres figurant à la main-d'oeuvre et selon le gain des chefs salariés, comtés et divisions de recensement, régions rurales agricoles, rurales non agricoles, et urbaines, 1951 - suite**

Familles by type <sup>1</sup> — Familles selon le type <sup>1</sup>			Familles by number of persons in the labour force			Wage-earner families by earnings of head — Familles de salariés selon le gain du chef								No
Maintain- ing own household — Main- tenant leur propre ménage	Not maintaining own household — Ne maintenant pas leur propre ménage		0	1	2+	Total <sup>2</sup>	Under \$1,000 — Moins de \$1,000	\$1,000- 1,999	\$2,000- 2,499	\$2,500- 2,999	\$3,000- 3,999	\$4,000- 5,999	\$6,000+	
	Related — Parentes	Non-related — Non parentes												
4,587	220	33	388	3,225	1,227	2,462	328	915	658	263	142	35	4	
2,930	158	21	269	2,052	788	1,326	202	451	345	145	80	20	1	
1,295	92	6	73	859	461	190	55	76	35	8	1	2	3	
1,635	66	15	196	1,193	327	1,136	147	310	137	79	18	1	4	
1,657	62	12	119	1,173	439	1,136	126	464	313	118	62	15	3	
7,679	600	83	587	5,432	2,343	5,322	506	1,844	1,365	709	584	143	22	
1,716	127	10	157	1,099	597	650	96	256	143	75	35	13	1	
883	80	3	39	523	404	110	25	38	28	8	5	2	7	
833	47	7	118	576	193	540	71	218	115	67	30	11	1	
5,963	473	73	430	4,333	1,746	4,672	410	1,588	1,222	634	549	130	21	
3,863	367	9	329	2,661	1,249	1,408	374	641	158	60	33	8	—	
3,863	367	9	329	2,661	1,249	1,408	374	641	158	60	33	8	—	
1,918	243	3	102	1,270	792	189	85	74	10	2	1	—	13	
1,945	124	6	227	1,391	457	1,219	289	567	148	58	32	8	—	
4,777	405	15	494	3,233	1,470	1,272	417	562	100	43	26	15	6	
4,357	373	12	434	2,926	1,382	1,025	355	451	76	31	20	10	5	
2,711	265	3	134	1,837	1,008	214	111	70	8	3	1	1	17	
1,646	108	9	300	1,089	374	811	244	381	68	27	17	9	4	
420	32	3	60	307	88	247	62	111	24	12	6	5	1	
3,488	318	28	359	2,283	1,192	1,612	294	879	190	77	72	14	5	
2,702	278	19	300	1,797	902	1,050	243	581	105	37	25	3	—	
1,163	188	5	66	785	505	128	41	64	4	5	2	—	22	
1,539	90	14	234	1,012	397	922	202	517	101	32	23	3	—	
786	40	9	59	486	290	562	51	298	85	40	47	11	5	
10,198	818	61	824	7,108	3,145	4,622	969	2,363	632	149	73	15	5	
7,023	588	31	592	4,768	2,282	2,363	692	1,201	116	38	13	3	1	
4,329	394	9	212	2,788	1,732	663	286	229	16	3	—	—	27	
2,694	194	22	380	1,980	550	1,700	406	972	100	35	13	2	1	
3,175	230	30	232	2,340	863	2,259	277	1,162	516	111	60	12	4	
5,008	383	31	419	3,531	1,472	2,431	505	1,196	397	87	40	7	1	
3,358	262	16	309	2,301	1,026	1,226	390	622	58	21	8	—	30	
1,729	151	2	80	1,100	702	225	131	72	3	1	—	—	32	
1,629	111	14	229	1,201	324	1,001	259	550	55	20	8	—	33	
1,650	121	15	110	1,230	446	1,205	115	574	339	66	32	7	1	
5,190	435	30	405	3,577	1,673	2,191	464	1,167	235	62	33	8	4	
3,665	326	15	283	2,467	1,256	1,137	302	579	58	17	5	3	1	
2,600	243	7	132	1,688	1,030	438	155	157	13	2	—	1	37	
1,065	83	8	151	779	226	699	147	422	45	15	5	2	1	
1,525	109	15	122	1,110	417	1,054	162	588	177	45	28	5	3	
8,346	400	54	549	5,545	2,706	4,814	311	1,018	1,487	1,282	427	92	32	
3,475	192	12	258	1,933	1,488	950	160	300	219	176	32	6	1	
2,178	135	3	57	1,064	1,195	165	33	49	38	26	3	—	42	
1,297	57	9	201	869	293	785	127	251	181	150	29	6	1	
4,871	208	42	291	3,612	1,218	3,864	151	718	1,268	1,106	395	86	31	
5,085	282	127	409	3,664	1,421	3,132	281	1,162	913	363	272	81	23	
2,579	190	33	240	1,826	736	1,164	214	490	216	73	71	11	4	
1,394	117	15	95	994	437	351	86	144	62	14	17	1	1	
1,185	73	18	145	832	299	813	128	346	154	59	54	10	3	
2,506	92	94	169	1,838	685	1,968	67	672	597	290	201	70	19	
3,320	173	11	388	2,179	937	1,337	415	623	130	58	24	4	1	
2,605	136	10	271	1,731	749	950	303	440	84	46	13	2	—	
1,252	70	7	61	779	489	167	79	63	13	2	1	—	52	
1,353	66	3	210	952	260	783	224	377	71	44	12	2	—	
715	37	1	117	448	188	387	112	183	46	12	11	2	1	
4,203	325	19	387	2,786	1,374	1,877	473	927	258	62	51	18	6	
3,129	244	9	305	2,018	1,059	1,122	399	512	106	21	14	2	3	
1,572	147	4	76	957	690	155	72	62	10	2	—	—	57	
1,557	97	5	229	1,061	369	967	327	450	96	19	14	2	3	
1,074	81	10	82	768	315	755	74	415	152	41	37	16	3	
3,586	380	20	223	2,478	1,285	2,262	420	880	367	231	197	79	25	
2,398	278	5	161	1,631	889	1,284	316	575	208	84	43	11	5	
913	163	—	46	558	472	166	95	49	12	5	2	—	62	
1,485	115	5	115	1,073	417	1,118	221	526	196	79	41	11	5	
1,188	102	15	62	847	396	978	104	305	159	147	154	68	20	

1. Voir dans l'Introduction les explications complètes concernant les types de famille.  
2. Comprend les gains "non déclarés" et "aucun gain".

TABLE 128. Families by size, type, number of members in the labour force, and by earnings of wage-earner heads, for counties and census divisions, rural farm, rural non-farm and urban, 1951 - Continued

No.	Locality - Localité	Total	Persons in families - Nombre de personnes dans les familles	Average number of persons per family - Moyenne de personnes par famille	Families by number of persons per family - Familles selon le nombre de personnes par famille							
					2	3	4	5	6	7	8	9+
Québec - Con. - suite												
Montmorency - Con. - fin												
1	Montmorency No. 1.....	3,265	15,960	4.9	636	603	519	416	319	266	155	351
2	Rural - Rurale.....	1,960	10,076	5.1	358	332	288	249	199	174	106	254
3	Farm - Agricole.....	663	3,793	5.7	109	106	70	71	66	69	44	128
4	Non-farm - Non agricole....	1,297	6,283	4.8	249	226	218	178	133	105	62	126
5	Urban - Urbaine.....	1,305	5,884	4.5	278	271	231	167	120	92	49	97
6	Montmorency No. 2.....	721	4,011	5.6	144	109	91	75	76	45	31	150
7	Rural - Rurale.....	721	4,011	5.6	144	109	91	75	76	45	31	150
8	Farm - Agricole.....	413	2,604	6.3	65	48	44	41	49	32	17	117
9	Non-farm - Non agricole....	308	1,407	4.6	79	61	47	34	27	13	14	33
10	Montréal & Jésus Islands - Îles	325,550	1,154,932	3.5	106,471	82,912	64,931	34,927	17,123	9,011	4,575	5,600
11	Rural - Rurale.....	2,705	11,861	4.4	637	565	455	361	239	159	106	183
12	Farm - Agricole.....	854	4,406	5.2	141	140	130	121	93	71	45	113
13	Non-farm - Non agricole....	1,851	7,455	4.0	496	425	325	240	146	88	61	70
14	Urban - Urbaine.....	322,845	1,143,071	3.5	105,834	82,347	64,476	34,566	16,884	8,852	4,469	5,417
15	Jésus Island - Île.....	7,828	32,446	4.1	1,960	1,655	1,513	1,065	636	411	224	364
16	Rural - Rurale.....	2,705	11,861	4.4	637	565	455	361	239	159	106	183
17	Farm - Agricole.....	854	4,406	5.2	141	140	130	121	93	71	45	113
18	Non-farm - Non agricole....	1,851	7,455	4.0	496	425	325	240	146	88	61	70
19	Urban - Urbaine.....	5,123	20,585	4.0	1,323	1,090	1,058	704	397	252	118	181
20	Montréal Island - Île.....	317,722	1,122,486	3.5	104,511	81,257	63,418	33,862	16,487	8,600	4,351	5,236
21	Urban - Urbaine.....	317,722	1,122,486	3.5	104,511	81,257	63,418	33,862	16,487	8,600	4,351	5,236
22	Napierville.....	1,852	8,529	4.6	452	328	278	254	164	129	75	172
23	Rural - Rurale.....	1,159	5,657	4.9	252	187	170	156	119	88	54	133
24	Farm - Agricole.....	957	4,893	5.1	180	147	139	132	102	83	48	126
25	Non-farm - Non agricole....	202	764	3.8	72	40	31	24	17	5	6	7
26	Urban - Urbaine.....	693	2,872	4.1	200	141	108	98	45	41	21	39
27	Nicolet.....	5,559	26,903	4.8	1,285	952	829	657	507	405	299	625
28	Rural - Rurale.....	5,007	24,455	4.9	1,166	828	737	579	459	373	280	585
29	Farm - Agricole.....	3,176	16,816	5.3	581	484	457	397	307	282	202	466
30	Non-farm - Non agricole....	1,831	7,639	4.2	585	344	280	182	152	91	78	119
31	Urban - Urbaine.....	552	2,448	4.4	119	124	92	78	48	32	19	40
32	Papineau.....	6,288	27,042	4.3	1,512	1,285	1,118	850	569	384	225	345
33	Rural - Rurale.....	3,585	16,122	4.5	825	687	593	484	344	245	148	259
34	Farm - Agricole.....	2,070	9,948	4.8	405	363	331	284	222	178	100	187
35	Non-farm - Non agricole....	1,515	6,174	4.1	420	324	262	200	122	67	48	72
36	Urban - Urbaine.....	2,703	10,920	4.0	687	598	525	366	225	139	77	86
37	Pontiac.....	4,369	18,762	4.3	1,113	875	758	564	349	282	176	252
38	Rural - Rurale.....	3,800	16,462	4.3	942	767	650	495	311	251	157	227
39	Farm - Agricole.....	1,848	8,209	4.4	428	365	318	266	143	117	86	125
40	Non-farm - Non agricole....	1,952	8,253	4.2	514	402	332	229	168	134	71	102
41	Urban - Urbaine.....	569	2,300	4.0	171	108	108	69	38	31	19	25
42	Portneuf.....	8,498	40,320	4.7	1,803	1,626	1,391	1,078	785	556	423	836
43	Rural - Rurale.....	5,293	26,006	4.9	1,080	963	824	652	525	371	276	602
44	Farm - Agricole.....	2,575	13,975	5.4	433	423	371	288	275	215	152	418
45	Non-farm - Non agricole....	2,718	12,031	4.4	647	540	453	364	250	156	124	184
46	Urban - Urbaine.....	3,205	14,314	4.5	723	663	567	426	260	185	147	234
47	Québec.....	49,621	213,930	4.3	11,678	10,611	9,018	6,488	4,255	2,850	1,778	2,943
48	Rural - Rurale.....	2,054	9,627	4.7	425	418	332	251	186	144	115	183
49	Farm - Agricole.....	455	2,202	4.8	90	94	78	49	37	32	25	50
50	Non-farm - Non agricole....	1,599	7,425	4.6	335	324	254	202	149	112	90	133
51	Urban - Urbaine.....	47,567	204,303	4.3	11,253	10,193	8,686	6,237	4,069	2,706	1,663	2,760
52	Richelieu.....	6,645	27,857	4.2	1,572	1,431	1,289	881	588	354	240	290
53	Rural - Rurale.....	2,194	9,659	4.4	541	436	354	285	187	134	119	138
54	Farm - Agricole.....	1,004	4,711	4.7	195	211	165	120	101	67	60	85
55	Non-farm - Non agricole....	1,190	4,948	4.2	346	225	189	165	86	67	59	53
56	Urban - Urbaine.....	4,451	18,198	4.1	1,031	995	935	596	401	220	121	152
57	Richmond.....	7,102	31,521	4.4	1,632	1,372	1,274	954	659	464	283	464
58	Rural - Rurale.....	2,592	12,659	4.9	564	406	405	329	261	222	133	272
59	Farm - Agricole.....	1,675	8,642	5.2	319	237	266	211	182	157	91	212
60	Non-farm - Non agricole....	917	4,017	4.4	245	169	139	118	79	65	42	60
61	Urban - Urbaine.....	4,510	18,862	4.2	1,068	966	869	625	398	242	150	192

1. See Introduction for full explanation of types of family.
2. Includes earnings "not stated" and "nil"

**TABLEAU 128. Familles selon l'importance numérique, le type, le nombre de membres figurant à la main-d'oeuvre et selon le gain des chefs salariés, comtés et divisions de recensement, régions rurales agricoles, rurales non agricoles, et urbaines, 1951 - suite**

Familles by type <sup>1</sup> — Familles selon le type <sup>1</sup>			Familles by number of persons in the labour force — Familles selon le nombre de personnes figurant à la main-d'oeuvre			Wage-earner families by earnings of head — Familles de salariés selon le gain du chef								No
Maintaining own household — Maintenant leur propre ménage	Not maintaining own household — Ne maintenant pas leur propre ménage		0	1	2+	Total <sup>2</sup>	Under \$1,000 — Moins de \$1,000	\$1,000-1,999	\$2,000-2,499	\$2,500-2,999	\$3,000-3,999	\$4,000-5,999	\$6,000+	No
	Related — Parentes	Non-related — Non parentes												
2,940	306	19	174	2,070	1,021	2,063	371	799	332	222	196	74	21	1
1,752	204	4	112	1,223	625	1,085	267	494	173	75	42	6	1	2
556	107	—	35	346	282	143	81	40	12	5	2	—	—	3
1,196	97	4	77	877	343	942	186	454	161	70	40	6	1	4
1,188	102	15	62	847	396	978	104	305	159	147	154	68	20	5
646	74	1	49	408	264	199	49	81	35	9	1	5	4	6
646	74	1	49	408	264	199	49	81	35	9	1	5	4	7
357	56	—	11	212	190	23	14	9	—	—	—	—	—	8
289	18	1	38	196	74	176	35	72	35	9	1	5	4	9
286,032	23,825	15,693	17,870	213,944	93,736	242,798	9,731	50,911	67,536	46,876	36,080	16,019	8,731	10
2,529	147	29	162	1,807	736	1,378	87	460	194	115	55	18	11	11
795	56	3	24	484	346	68	15	33	11	6	—	—	—	12
1,734	91	26	138	1,323	390	1,310	72	427	395	188	115	54	18	13
283,503	23,678	15,664	17,708	212,137	93,000	241,420	9,644	50,451	67,130	46,682	35,965	15,964	8,713	14
7,284	410	134	459	5,547	1,822	5,232	238	1,364	1,636	1,038	564	163	45	15
2,529	147	29	162	1,807	736	1,378	87	460	194	115	55	18	16	16
795	56	3	24	484	346	68	15	33	11	6	—	—	—	17
1,734	91	26	138	1,323	390	1,310	72	427	395	188	115	54	18	18
4,755	263	105	297	3,740	1,086	3,854	151	904	1,230	844	449	108	27	19
278,748	23,415	15,559	17,411	208,397	91,914	237,566	9,493	49,547	65,900	45,838	35,516	15,856	8,686	20
778,748	23,415	15,559	17,411	208,397	91,914	237,566	9,493	49,547	65,900	45,838	35,516	15,856	8,686	21
1,737	101	14	148	981	723	602	135	302	77	32	25	5	1	22
1,085	69	5	74	538	547	209	69	85	26	4	8	1	—	23
895	60	2	32	420	505	116	42	42	15	2	3	1	—	24
190	9	3	42	118	42	93	27	43	11	2	5	—	—	25
652	32	9	74	443	176	393	66	217	51	28	17	4	1	26
5,096	422	41	550	3,324	1,685	1,359	368	624	196	53	28	9	2	27
4,586	389	32	514	2,956	1,537	999	338	418	111	37	15	3	2	28
2,873	297	6	168	1,858	1,150	203	98	62	11	5	2	—	—	29
1,713	92	26	346	1,098	387	796	240	356	100	32	13	3	2	30
510	33	9	36	368	148	360	30	206	85	16	13	6	—	31
5,749	481	58	545	4,170	1,573	3,106	540	1,050	544	453	280	80	32	32
3,282	286	17	323	2,297	965	1,146	375	507	124	32	19	2	—	33
1,865	196	9	109	1,291	670	300	137	98	30	8	7	—	—	34
1,417	90	8	214	1,006	295	846	238	409	94	24	12	2	—	35
2,467	195	41	222	1,873	608	1,960	165	543	420	421	261	78	32	36
3,955	349	65	445	2,786	1,138	1,873	303	800	367	174	98	21	3	37
3,426	318	56	382	2,422	996	1,537	270	630	294	150	81	16	1	38
1,639	191	18	112	1,137	599	273	90	111	22	25	6	—	—	39
1,787	127	38	270	1,285	397	1,264	180	519	272	125	75	16	1	40
529	31	9	63	364	142	336	33	170	73	24	17	5	3	41
7,831	626	41	612	5,348	2,538	4,332	475	1,636	1,029	564	329	106	28	42
4,805	461	27	412	3,162	1,719	2,149	289	937	536	159	92	28	9	43
2,238	331	6	127	1,347	1,101	392	125	165	55	7	6	2	—	44
2,567	130	21	285	1,815	618	1,757	164	772	481	152	86	26	9	45
3,026	165	14	200	2,186	819	2,183	186	699	493	405	237	78	19	46
45,889	2,686	1,046	2,676	32,763	14,182	35,764	2,068	12,120	9,695	4,617	3,682	1,689	649	47
1,903	130	21	166	1,377	511	1,268	159	616	251	106	59	17	6	48
414	35	6	28	250	177	90	26	38	12	6	3	1	—	49
1,489	95	15	138	1,127	334	1,178	133	578	239	100	56	18	6	50
43,986	2,556	1,025	2,510	31,386	13,671	34,496	1,909	11,504	9,444	4,511	3,623	1,672	643	51
5,996	554	95	405	4,489	1,751	4,437	530	1,431	1,418	519	276	100	33	52
2,023	161	10	203	1,382	609	926	250	336	149	74	46	23	10	53
899	102	3	38	604	362	191	90	71	14	8	1	1	1	54
1,124	59	7	165	778	247	735	160	265	135	66	45	22	9	55
3,973	393	85	202	3,107	1,142	3,511	280	1,095	1,269	445	230	77	23	56
6,706	313	83	484	4,927	1,691	4,417	286	911	1,024	1,191	770	143	30	57
2,425	144	23	185	1,720	687	961	150	311	240	154	78	6	1	58
1,558	105	12	72	1,089	514	326	66	126	47	48	26	3	1	59
867	39	11	113	631	173	635	84	185	193	106	52	3	—	60
4,281	169	60	289	3,207	1,004	3,456	136	600	784	1,037	692	137	29	61

1. Voir dans l'introduction les explications complètes concernant les types de famille.

2. Comprend les gains "non déclarés" et "aucun gain"

TABLE 128. Families by size, type, number of members in the labour force, and by earnings of wage-earner heads, for counties and census divisions, rural farm, rural non-farm and urban, 1951 - Continued

No.	Locality — Localité	Total	Persons in families — Nombre de personnes dans les familles	Average number of persons per family — Moyenne de personnes par famille	Families by number of persons per family — Familles selon le nombre de personnes par famille							
					2	3	4	5	6	7	8	9+
Québec—Con.—suite												
1	Rimouski .....	9,136	48,839	5.3	1,509	1,451	1,397	1,170	932	728	584	1,365
2	Rural—Rurale .....	5,679	33,041	5.8	834	762	768	663	591	493	449	1,119
3	Farm—Agricole .....	3,061	19,946	6.5	347	286	348	346	338	285	293	818
4	Non-farm—Non agricole .....	2,618	13,095	5.0	487	476	420	317	253	208	156	301
5	Urban—Urbaine .....	3,457	15,798	4.6	675	689	629	507	341	235	135	246
6	Rouville .....	4,137	17,352	4.2	1,137	828	739	495	344	209	146	239
7	Rural—Rurale .....	2,287	10,316	4.5	548	423	400	282	212	140	99	183
8	Farm—Agricole .....	1,501	7,310	4.9	278	258	266	212	155	103	75	154
9	Non-farm—Non agricole .....	786	3,006	3.8	270	165	134	70	57	37	24	29
10	Urban—Urbaine .....	1,850	7,036	3.8	589	405	339	213	132	69	47	56
11	Saguenay .....	7,425	36,833	5.0	1,313	1,279	1,251	1,031	751	550	459	791
12	Rural—Rurale .....	5,833	29,801	5.1	958	966	975	805	592	442	390	705
13	Farm—Agricole .....	621	3,874	6.2	70	75	75	79	75	41	57	149
14	Non-farm—Non agricole .....	5,212	25,927	5.0	888	891	900	726	517	401	333	556
15	Urban—Urbaine .....	1,592	7,032	4.4	355	313	276	226	159	108	69	86
16	Shefford .....	9,269	39,522	4.3	2,351	1,946	1,617	1,175	759	545	351	525
17	Rural—Rurale .....	3,415	16,068	4.7	781	587	531	450	322	257	190	297
18	Farm—Agricole .....	1,989	10,266	5.2	329	316	309	270	221	185	134	225
19	Non-farm—Non agricole .....	1,426	5,802	4.1	452	271	222	180	101	72	56	72
20	Urban—Urbaine .....	5,854	23,454	4.0	1,570	1,359	1,086	725	437	288	161	228
21	Sherbrooke .....	13,516	53,665	4.0	3,683	3,053	2,671	1,660	980	607	348	514
22	Rural—Rurale .....	1,742	7,920	4.5	397	345	295	215	161	117	66	146
23	Farm—Agricole .....	899	4,288	4.8	185	174	142	123	84	61	39	91
24	Non-farm—Non agricole .....	843	3,632	4.3	212	171	153	92	77	56	27	55
25	Urban—Urbaine .....	11,774	45,745	3.9	3,286	2,708	2,376	1,445	819	490	282	368
26	Soulanges .....	1,989	8,417	4.2	525	398	346	241	171	134	78	96
27	Rural—Rurale .....	1,989	8,417	4.2	525	398	346	241	171	134	78	96
28	Farm—Agricole .....	722	3,469	4.8	141	128	117	95	75	63	40	63
29	Non-farm—Non agricole .....	1,267	4,948	3.9	384	270	229	146	96	71	38	33
30	Stanstead .....	7,431	31,322	4.2	1,957	1,548	1,342	895	636	383	239	431
31	Rural—Rurale .....	2,663	11,677	4.4	738	498	428	313	230	152	96	208
32	Farm—Agricole .....	1,392	6,786	4.9	291	247	225	178	138	94	60	159
33	Non-farm—Non agricole .....	1,271	4,891	3.8	447	251	203	135	92	58	36	49
34	Urban—Urbaine .....	4,768	19,645	4.1	1,219	1,050	914	582	406	231	143	223
35	St-Hyacinthe .....	8,001	32,289	4.0	2,272	1,725	1,449	967	604	407	217	360
36	Rural—Rurale .....	2,752	12,038	4.4	715	504	479	336	271	178	88	182
37	Farm—Agricole .....	1,454	7,219	5.0	263	222	273	188	168	127	66	147
38	Non-farm—Non agricole .....	1,299	4,819	3.7	452	282	206	148	103	51	22	35
39	Urban—Urbaine .....	5,248	20,251	3.9	1,557	1,221	970	631	333	229	129	178
40	St-Jean .....	6,121	24,314	4.0	1,643	1,442	1,146	757	461	280	174	218
41	Rural—Rurale .....	1,775	7,723	4.4	418	351	331	228	162	109	70	106
42	Farm—Agricole .....	957	4,379	4.6	217	173	159	122	99	70	44	73
43	Non-farm—Non agricole .....	818	3,344	4.1	201	178	172	106	63	39	26	33
44	Urban—Urbaine .....	4,346	16,591	3.8	1,225	1,091	815	529	299	171	104	112
45	St-Maurice .....	19,159	85,050	4.4	4,164	4,035	3,403	2,524	1,813	1,153	842	1,225
46	Rural—Rurale .....	3,590	17,486	4.9	719	604	546	493	403	278	202	345
47	Farm—Agricole .....	1,452	7,707	5.3	237	214	205	197	184	131	88	196
48	Non-farm—Non agricole .....	2,138	9,779	4.6	482	390	341	296	219	147	114	149
49	Urban—Urbaine .....	15,569	67,564	4.3	3,445	3,431	2,857	2,031	1,410	875	640	880
50	Témiscamingue .....	10,525	49,540	4.7	1,944	2,162	1,881	1,457	993	676	456	956
51	Rural—Rurale .....	4,364	23,583	5.4	667	736	628	538	472	360	272	691
52	Farm—Agricole .....	2,539	15,074	5.9	297	361	336	304	289	226	201	525
53	Non-farm—Non agricole .....	1,825	8,509	4.7	370	375	292	234	183	134	71	166
54	Urban—Urbaine .....	6,161	25,957	4.2	1,277	1,426	1,253	919	521	316	184	265
55	Témiscouata .....	11,633	61,211	5.3	1,999	1,912	1,769	1,476	1,184	978	690	1,625
56	Rural—Rurale .....	7,994	45,015	5.6	1,223	1,148	1,109	994	855	729	539	1,397
57	Farm—Agricole .....	4,614	28,970	6.3	523	518	551	555	523	495	367	1,082
58	Non-farm—Non agricole .....	3,380	16,045	4.7	700	630	558	439	332	234	172	315
59	Urban—Urbaine .....	3,639	16,196	4.5	776	764	660	482	329	249	151	228
60	Rivière-du-Loup .....	6,785	34,391	5.1	1,271	1,197	1,057	841	669	556	350	844
61	Rural—Rurale .....	4,225	23,096	5.5	719	645	598	493	444	384	254	688
62	Farm—Agricole .....	2,860	14,527	6.2	297	282	284	275	263	254	170	535
63	Non-farm—Non agricole .....	1,865	8,569	4.6	422	363	314	218	181	130	84	153
64	Urban—Urbaine .....	2,560	11,295	4.4	552	552	459	348	225	172	96	156

1. See Introduction for full explanation of types of family.  
2. Includes earnings "not stated" and "nil".

**TABLEAU 128. Familles selon l'importance numérique, le type, le nombre de membres figurant à la main-d'oeuvre et selon le gain des chefs salariés, comptés et divisions de recensement, régions rurales agricoles, rurales non agricoles, et urbaines, 1951 - suite**

Familles by type <sup>1</sup> — Familles selon le type <sup>1</sup>			Familles by number of persons in the labour force — Familles selon le nombre de personnes figurant à la main-d'oeuvre			Wage-earner families by earnings of head — Familles de salariés selon le gain du chef									No
Maintain- ing own household — Main- tenant leur propre ménage	Not maintaining own household — Ne maintenant pas leur propre ménage		0	1	2+	Total <sup>2</sup>	Under \$1,000 — Moins de \$1,000	\$1,000- 1,999	\$2,000- 2,499	\$2,500- 2,999	\$3,000- 3,999	\$4,000- 5,999	\$6,000+	No	
	Related — Parentes	Non- related — Non parentes													
8,408	677	51	689	6,009	2,438	4,220	714	2,027	682	312	237	77	21	1	
5,197	466	16	415	3,563	1,701	1,924	463	1,087	174	56	35	9	8	2	
2,777	278	6	136	1,801	1,124	269	126	115	8	3	—	—	1	3	
2,420	188	10	279	1,762	577	1,655	337	972	166	53	35	9	7	4	
3,211	211	35	274	2,446	737	2,296	251	940	508	256	202	68	13	5	
3,928	178	31	345	2,665	1,127	1,884	233	757	383	164	198	61	20	6	
2,181	94	12	163	1,499	625	660	126	323	100	36	33	10	4	7	
1,442	53	6	44	973	484	238	67	120	25	8	7	2	3	8	
1,739	41	6	119	526	141	422	59	203	75	28	26	8	1	9	
1,747	84	19	182	1,166	502	1,224	157	434	283	128	165	51	16	10	
6,337	770	318	855	4,671	1,899	4,299	659	1,502	771	442	512	213	72	11	
5,126	608	99	793	3,530	1,510	2,992	608	1,262	569	215	153	55	21	12	
513	99	9	32	312	277	189	41	106	23	7	6	—	1	13	
4,613	509	90	761	3,218	1,233	2,803	567	1,156	546	208	147	55	20	14	
1,211	162	219	62	1,141	389	1,307	51	240	202	227	359	158	51	15	
8,737	402	130	621	5,836	2,812	5,234	471	1,947	1,603	544	316	125	45	16	
3,253	134	28	272	2,134	1,009	1,006	202	474	198	39	37	10	2	17	
1,891	87	11	60	1,229	700	214	70	107	21	3	3	—	—	18	
1,362	47	17	212	905	309	792	132	367	177	36	24	10	2	19	
5,484	268	102	349	3,702	1,803	4,228	269	1,473	1,405	505	289	115	43	20	
12,744	603	169	802	9,125	3,589	9,724	625	3,142	2,744	1,455	1,039	363	109	21	
1,621	111	10	143	1,124	475	894	117	364	227	99	37	9	1	22	
823	70	6	55	545	299	285	50	120	69	21	8	2	—	23	
798	41	4	88	579	176	609	67	244	158	78	29	7	1	24	
11,123	492	159	659	8,001	3,114	8,830	508	2,778	2,517	1,356	1,002	354	108	25	
1,905	76	8	201	1,255	533	860	93	259	251	120	82	22	1	26	
1,905	76	8	201	1,255	533	860	93	259	251	120	82	22	1	27	
687	34	1	35	404	283	85	20	34	15	10	2	1	—	28	
1,218	42	7	166	851	250	775	73	225	236	110	80	21	1	29	
6,968	355	108	610	4,817	2,004	4,394	452	1,914	1,121	390	249	66	18	30	
2,486	141	36	237	1,737	689	1,010	190	469	179	59	32	10	8	31	
1,298	86	8	53	884	455	233	59	122	23	10	3	—	2	32	
1,188	55	28	184	853	234	777	131	347	156	49	29	10	6	33	
4,482	214	72	373	3,080	1,315	3,384	262	1,445	942	331	217	56	10	34	
7,535	376	90	569	5,160	2,272	4,657	436	1,768	1,301	592	307	112	34	35	
2,635	103	15	252	1,760	741	823	199	305	171	60	24	13	2	36	
1,396	55	3	48	899	507	112	43	46	9	5	3	—	—	37	
1,239	48	12	204	861	234	711	156	259	162	55	21	13	2	38	
4,900	273	75	317	3,400	1,531	3,834	237	1,463	1,130	532	283	99	32	39	
5,685	309	127	319	4,207	1,595	4,126	223	993	1,278	850	522	138	40	40	
1,674	94	7	116	1,250	409	841	106	275	232	119	72	12	3	41	
893	58	6	55	628	274	226	44	90	47	17	21	1	—	42	
781	36	1	61	622	135	615	62	185	185	102	51	11	3	43	
4,011	215	120	203	2,957	1,186	3,285	117	718	1,046	731	450	126	37	44	
17,964	988	207	1,130	12,824	5,205	13,729	1,171	3,294	3,389	2,786	2,022	637	193	45	
3,320	255	15	287	2,290	1,013	1,739	353	584	358	229	117	40	4	46	
1,316	135	1	69	825	558	279	109	75	51	19	8	3	—	47	
2,004	120	14	218	1,465	455	1,460	244	509	307	210	109	37	4	48	
14,644	733	192	843	10,534	4,192	11,990	818	2,710	3,031	2,557	1,905	597	189	49	
9,906	397	222	463	7,508	2,554	6,777	445	1,234	1,759	1,685	1,094	298	77	50	
4,137	197	30	247	2,826	1,291	1,771	311	667	402	187	82	22	4	51	
2,408	128	3	80	1,548	911	530	150	218	85	34	6	3	—	52	
1,729	69	27	167	1,278	380	1,241	161	449	317	153	76	19	4	53	
5,769	200	192	216	4,682	1,263	5,006	134	567	1,357	1,498	1,012	276	73	54	
0,656	913	64	954	7,339	3,340	4,772	1,091	2,126	715	287	235	59	19	55	
7,299	663	32	653	4,861	2,480	2,391	855	1,112	189	44	23	8	1	56	
4,142	467	5	219	2,564	1,831	426	267	129	9	—	2	—	—	57	
3,157	196	27	434	2,297	649	1,965	588	983	180	44	21	8	1	58	
3,357	250	32	301	2,478	860	2,381	236	1,014	526	243	212	51	18	59	
6,176	565	44	652	4,202	1,931	2,706	508	1,119	463	221	196	51	16	60	
3,797	406	22	423	2,451	1,351	1,086	375	509	79	24	15	7	1	61	
2,062	295	3	130	1,243	987	122	61	49	3	—	1	—	—	62	
1,735	111	19	293	1,208	364	964	124	460	76	24	14	7	1	63	
2,379	159	22	229	1,751	580	1,620	133	610	384	197	181	44	15	64	

1. Voir dans l'introduction les explications complètes concernant les types de famille.  
2. Comprend les gains "non déclarés" et "aucun gain".

**TABLE 128. Families by size, type, number of members in the labour force, and by earnings of wage-earner heads, for counties and census divisions, rural farm, rural non-farm and urban, 1951 - Continued**

No.	Locality Localité	Total	Persons in families — Nombre de personnes dans les familles	Average number of persons per family — Moyenne de personnes par famille	Families by number of persons per family Familles selon le nombre de personnes par famille							
					2	3	4	5	6	7	8	9+
<b>Québec - Con.-fin</b>												
<b>Témiscouata - Con.-fin</b>												
1	Témiscouata.....	4,848	26,820	5.5	728	715	712	635	515	422	340	781
2	Rural - Rurale.....	3,769	21,919	5.8	504	503	511	501	411	345	285	709
3	Farm - Agricole.....	2,254	14,443	6.4	226	236	267	280	260	241	197	547
4	Non-farm - Non agricole.....	1,515	7,476	4.9	278	267	244	221	151	104	88	162
5	Urban - Urbaine.....	1,079	4,901	4.5	224	212	201	134	104	77	55	72
6	Terrebonne.....	14,423	61,419	4.3	3,518	2,962	2,698	1,877	1,316	774	507	771
7	Rural - Rurale.....	6,342	28,153	4.4	1,529	1,208	1,108	805	602	374	259	457
8	Farm - Agricole.....	1,794	9,334	5.2	302	278	283	237	197	146	115	236
9	Non-farm - Non agricole.....	4,548	18,819	4.1	1,227	930	825	568	405	228	144	221
10	Urban - Urbaine.....	8,081	33,266	4.1	1,989	1,754	1,590	1,072	714	400	248	314
11	Vaudreuil.....	4,001	15,718	3.9	1,104	873	810	527	309	155	91	132
12	Rural - Rurale.....	2,755	11,071	4.0	752	584	535	356	226	121	74	107
13	Farm - Agricole.....	920	4,040	4.4	199	189	181	113	86	67	35	50
14	Non-farm - Non agricole.....	1,835	7,031	3.8	553	395	354	243	140	54	39	57
15	Urban - Urbaine.....	1,246	4,647	3.7	352	289	275	171	83	34	17	25
16	Verchères.....	3,687	16,238	4.4	907	766	658	424	313	188	140	291
17	Rural - Rurale.....	1,839	8,821	4.8	438	322	281	205	172	115	92	214
18	Farm - Agricole.....	1,156	5,940	5.1	234	187	174	123	121	82	68	167
19	Non-farm - Non agricole.....	683	2,881	4.2	204	135	107	82	51	33	24	47
20	Urban - Urbaine.....	1,848	7,417	4.0	469	444	377	219	141	73	48	77
21	Wolfe.....	3,424	17,148	5.0	756	523	507	412	350	246	204	426
22	Rural - Rurale.....	2,738	14,206	5.2	558	405	408	319	281	208	176	383
23	Farm - Agricole.....	1,749	10,209	5.8	230	224	251	210	198	165	141	330
24	Non-farm - Non agricole.....	989	3,997	4.0	328	181	157	109	83	43	35	53
25	Urban - Urbaine.....	686	2,942	4.3	198	118	99	93	69	38	28	43
26	Yamaska.....	3,226	15,008	4.7	810	545	520	352	304	227	154	314
27	Rural - Rurale.....	2,910	13,676	4.7	726	482	471	313	262	211	145	300
28	Farm - Agricole.....	1,718	8,862	5.2	334	254	266	198	176	157	107	226
29	Non-farm - Non agricole.....	1,192	4,814	4.0	392	228	205	115	86	54	38	74
30	Urban - Urbaine.....	316	1,332	4.2	84	63	49	39	42	16	9	14
31	<b>Ontario.....</b>	<b>1,162,772</b>	<b>3,941,472</b>	<b>3.4</b>	<b>411,540</b>	<b>298,584</b>	<b>238,381</b>	<b>114,789</b>	<b>51,564</b>	<b>23,321</b>	<b>11,718</b>	<b>12,875</b>
32	Rural - Rurale.....	314,112	1,168,012	3.7	97,101	72,198	63,414	37,201	20,331	10,689	5,871	7,307
33	Farm - Agricole.....	159,894	611,806	3.8	46,317	36,812	31,766	19,710	11,266	6,186	3,367	4,470
34	Non-farm - Non agricole.....	154,218	556,206	3.6	50,784	35,386	31,648	17,491	9,065	4,503	2,504	2,837
35	Urban - Urbaine.....	848,660	2,773,461	3.3	314,439	226,386	174,967	77,588	31,233	12,632	5,847	5,568
36	Algoma.....	14,832	55,021	3.7	4,401	3,578	3,068	1,757	965	468	305	290
37	Rural - Rurale.....	5,523	21,880	4.0	1,512	1,203	1,089	737	406	224	168	184
38	Farm - Agricole.....	1,422	5,687	4.0	395	286	278	181	131	63	42	46
39	Non-farm - Non agricole.....	4,101	16,193	3.9	1,117	917	811	556	275	161	126	138
40	Urban - Urbaine.....	9,309	33,141	3.6	2,889	2,375	1,979	1,020	559	244	137	106
41	Brant.....	18,922	63,440	3.4	6,661	4,973	3,931	1,922	805	312	158	160
42	Rural - Rurale.....	5,890	21,408	3.6	1,756	1,455	1,294	684	358	150	90	103
43	Farm - Agricole.....	2,895	10,941	3.8	810	706	594	361	204	94	57	69
44	Non-farm - Non agricole.....	2,995	10,467	3.5	946	749	700	323	154	56	33	34
45	Urban - Urbaine.....	13,032	42,032	3.2	4,905	3,518	2,637	1,238	447	162	68	57
46	Bruce.....	10,161	35,975	3.5	3,577	2,388	1,887	1,069	616	290	162	172
47	Rural - Rurale.....	6,860	25,167	3.7	2,246	1,569	1,300	769	490	213	127	146
48	Farm - Agricole.....	4,434	17,012	3.8	1,250	1,032	903	528	352	156	96	117
49	Non-farm - Non agricole.....	2,426	8,155	3.4	996	537	397	241	138	57	31	29
50	Urban - Urbaine.....	3,301	10,808	3.3	1,331	819	587	300	126	77	35	26
51	Carleton.....	58,256	202,757	3.5	19,642	14,605	12,063	6,267	2,848	1,336	701	794
52	Rural - Rurale.....	5,457	20,665	3.8	1,627	1,223	1,087	721	347	197	127	128
53	Farm - Agricole.....	3,061	11,978	3.9	846	673	597	431	219	129	83	83
54	Non-farm - Non agricole.....	2,396	8,687	3.6	781	550	490	290	128	68	44	45
55	Urban - Urbaine.....	52,799	182,092	3.4	18,015	13,382	10,976	5,546	2,501	1,139	574	666
56	Cochrane.....	18,143	72,776	4.0	4,665	4,043	3,852	2,367	1,297	719	467	733
57	Rural - Rurale.....	6,206	27,783	4.5	1,478	1,147	1,167	800	522	350	250	492
58	Farm - Agricole.....	2,087	10,684	5.1	468	308	300	260	167	156	119	309
59	Non-farm - Non agricole.....	4,119	17,099	4.2	1,010	839	867	540	355	194	131	183
60	Urban - Urbaine.....	11,937	44,993	3.8	3,187	2,896	2,685	1,567	775	369	217	241

1. See Introduction for full explanation of types of family.
2. Includes earnings "not stated" and "nil".



**TABLEAU 128. Familles selon l'importance numérique, le type, le nombre de membres figurant à la main-d'oeuvre et selon le gain des chefs salariés, comtés et divisions de recensement, régions rurales agricoles, rurales non agricoles, et urbaines, 1951 - suite**

Familles by type <sup>1</sup> Familles selon le type <sup>1</sup>			Familles by number of persons in the labour force			Wage-earner families by earnings of head Familles de salariés selon le gain du chef								No
Maintain- ing own household - Main- tenant leur propre ménage	Not maintaining own household - Ne maintenant pas leur propre ménage		Familles selon le nombre de personnes figurant à la main-d'oeuvre			Total <sup>2</sup>	Under \$1,000 - Moins de \$1,000	\$1,000- 1,999	\$2,000- 2,499	\$2,500- 2,999	\$3,000- 3,999	\$4,000- 5,999	\$6,000+	No
	Related - Parentes	Non-related - Non parentes	0	1	2+									
4,480	348	20	302	3,137	1,409	2,066	583	1,007	252	66	39	8	3	1
3,502	257	10	230	2,410	1,129	1,305	480	603	110	20	8	1	—	2
2,080	172	2	89	1,321	844	304	206	80	6	—	1	—	—	3
1,422	85	8	141	1,089	285	1,001	274	523	104	20	7	1	—	4
978	91	10	72	727	280	761	103	404	142	46	31	7	3	5
13,736	518	169	1,097	9,714	3,612	8,975	929	3,559	2,432	1,004	540	190	64	6
6,055	229	58	585	4,215	1,542	3,248	545	1,362	669	265	178	80	36	7
1,713	70	11	75	1,033	686	341	119	153	36	7	10	—	1	8
4,342	159	47	510	3,182	856	2,907	426	1,209	633	258	168	80	35	9
7,681	289	111	512	5,499	2,070	5,727	384	2,197	1,763	739	362	110	28	10
3,717	228	56	340	2,721	940	2,237	236	671	529	248	207	166	101	11
2,564	165	26	247	1,845	663	1,438	179	476	326	145	101	95	66	12
837	77	6	51	564	305	176	53	79	19	8	1	4	2	13
1,727	88	20	196	1,281	358	1,262	126	397	307	137	100	91	64	14
1,153	63	30	93	876	277	799	57	195	203	103	106	71	35	15
3,467	195	25	254	2,407	1,026	1,768	217	556	410	233	181	78	19	16
1,729	100	10	129	1,139	571	499	121	207	70	29	30	7	4	17
1,083	67	6	41	689	426	142	56	60	11	7	2	1	—	18
646	33	4	88	450	145	357	65	147	59	22	28	6	4	19
1,738	95	15	125	1,268	455	1,269	96	349	340	204	151	71	15	20
3,257	153	14	368	2,070	986	1,007	307	379	144	81	27	5	1	21
2,601	126	11	238	1,663	837	673	234	273	85	35	11	5	—	22
1,665	79	5	44	1,057	648	198	89	67	22	11	2	—	—	23
936	47	6	194	606	189	475	145	206	63	24	9	5	—	24
656	27	3	130	407	149	334	73	106	59	46	16	—	—	25
2,965	249	12	380	1,894	952	838	224	367	116	32	7	4	1	26
2,663	238	9	335	1,696	879	666	203	275	88	19	6	2	—	27
1,561	156	1	'79	982	657	115	57	37	8	1	2	—	—	28
1,102	82	8	256	714	222	551	146	238	80	18	4	2	—	29
302	11	3	45	198	73	172	21	92	28	13	1	2	1	30
<b>1,020,152</b>	<b>78,045</b>	<b>64,575</b>	<b>83,282</b>	<b>755,827</b>	<b>323,663</b>	<b>785,162</b>	<b>44,544</b>	<b>145,000</b>	<b>193,256</b>	<b>169,611</b>	<b>143,917</b>	<b>52,583</b>	<b>19,419</b>	<b>31</b>
292,320	17,288	4,504	29,144	210,676	74,292	136,798	17,170	41,365	32,115	21,009	15,474	4,213	1,184	32
147,173	10,700	2,021	9,008	106,626	44,260	35,692	7,636	13,456	6,648	3,532	2,057	503	157	33
145,147	6,588	2,483	20,136	104,050	30,032	101,106	9,534	27,909	25,467	17,477	13,417	3,710	1,027	34
727,832	60,757	60,071	54,138	545,151	249,371	648,364	27,374	103,635	161,141	148,602	128,443	48,370	18,235	35
13,373	878	581	1,098	10,151	3,583	10,830	489	1,376	2,435	2,878	2,565	763	144	36
5,186	236	101	628	3,783	1,112	3,333	260	646	836	731	640	135	11	37
1,341	62	19	87	966	369	414	82	124	82	69	31	6	—	38
3,845	174	82	541	2,817	743	2,919	178	522	754	662	609	129	11	39
8,187	642	480	470	6,368	2,471	7,497	229	730	1,599	2,147	1,925	628	133	40
17,239	1,205	478	1,705	11,958	5,259	13,091	587	2,159	4,256	3,155	1,934	522	223	41
5,412	398	80	888	3,748	1,254	2,824	203	600	822	569	381	132	58	42
2,573	271	51	533	1,698	664	747	112	254	211	86	41	11	4	43
2,839	127	29	355	2,050	590	2,077	91	346	611	483	340	121	54	44
11,827	807	398	817	8,210	4,005	10,267	384	1,559	3,434	2,586	1,553	390	165	45
9,586	498	77	1,182	6,584	2,395	3,469	521	1,579	743	235	144	62	20	46
6,600	313	47	752	4,450	1,658	1,481	340	688	237	62	40	6	5	47
4,195	219	20	170	3,043	1,221	1,440	138	208	44	6	2	1	—	48
2,305	94	27	582	1,407	437	1,041	202	480	193	56	38	5	5	49
3,086	185	30	430	2,134	737	1,988	181	891	506	173	104	56	15	50
50,751	4,173	3,332	3,591	38,722	15,943	43,304	1,915	8,940	9,760	7,105	7,795	5,089	1,840	51
5,006	371	80	414	3,834	1,209	2,133	244	667	458	282	298	113	24	52
2,746	268	47	139	2,155	767	562	133	218	100	26	44	19	6	53
2,260	103	33	275	1,679	442	1,571	111	449	358	256	254	94	18	54
45,745	3,802	3,252	3,177	34,888	14,734	41,171	1,671	8,273	9,302	6,823	7,497	4,976	1,816	55
17,150	681	312	1,226	12,601	4,316	13,733	668	2,116	3,645	3,170	2,758	820	242	56
5,901	227	78	553	4,120	1,533	4,087	367	1,011	1,032	850	568	102	37	57
1,981	94	12	145	1,254	688	878	158	324	201	85	35	8	3	58
3,920	133	66	408	2,866	845	3,209	209	687	831	765	533	94	34	59
11,249	454	234	673	8,481	2,783	9,646	301	1,105	2,613	2,320	2,190	718	205	60

1. Voir dans l'Introduction les explications complètes concernant les types de famille.  
2. Comprend les gains "non déclarés" et "aucun gain".

**TABLE 128. Families by size, type, number of members in the labour force, and by earnings of wage-earner heads, for counties and census divisions, rural farm, rural non-farm and urban, 1951 - Continued**

No.	Locality — Localité	Total	Persons in families — Nombre de personnes dans les familles	Average number of persons per family — Moyenne de personnes par famille	Families by number of persons per family — Familles selon le nombre de personnes par famille							
					2	3	4	5	6	7	8	9+
<b>Ontario - Con. - suite</b>												
1	Dufferin .....	3,704	12,693	3.4	1,315	938	696	414	170	85	39	47
2	Rural - Rurale .....	2,533	8,998	3.6	812	646	493	313	130	72	29	38
3	Farm - Agricole .....	2,013	7,405	3.7	560	533	409	268	119	64	28	32
4	Non-farm - Non agricole ....	520	1,593	3.1	252	113	84	45	11	8	1	6
5	Urban - Urbaine .....	1,171	3,695	3.2	503	292	203	101	40	13	10	9
6	Dundas .....	3,984	13,813	3.5	1,491	895	775	379	211	110	58	65
7	Rural - Rurale .....	2,635	9,418	3.6	950	575	497	263	167	84	47	52
8	Farm - Agricole .....	2,024	7,395	3.7	679	440	402	215	142	69	36	41
9	Non-farm - Non agricole ....	611	2,023	3.3	271	135	95	48	25	15	11	11
10	Urban - Urbaine .....	1,349	4,395	3.3	541	320	278	116	44	26	11	13
11	Durham .....	7,760	26,335	3.4	2,746	1,910	1,594	848	384	157	67	54
12	Rural - Rurale .....	4,573	15,826	3.5	1,625	1,035	921	533	264	108	49	38
13	Farm - Agricole .....	2,400	8,535	3.6	776	560	496	293	160	68	28	19
14	Non-farm - Non agricole ....	2,173	7,291	3.4	849	475	425	240	104	40	21	19
15	Urban - Urbaine .....	3,187	10,509	3.3	1,121	875	673	315	120	49	18	16
16	Elgin .....	13,880	46,089	3.3	5,201	3,563	2,699	1,316	587	250	123	141
17	Rural - Rurale .....	7,270	25,296	3.5	2,497	1,824	1,435	764	373	182	91	104
18	Farm - Agricole .....	4,164	14,952	3.6	1,324	1,056	824	466	242	112	64	76
19	Non-farm - Non agricole ....	3,106	10,344	3.3	1,173	768	611	298	131	70	27	28
20	Urban - Urbaine .....	6,610	20,793	3.1	2,704	1,739	1,264	552	214	68	32	37
21	Essex .....	55,674	192,719	3.5	18,911	13,861	11,766	5,845	2,685	1,311	625	670
22	Rural - Rurale .....	9,677	36,251	3.7	2,909	2,247	1,975	1,120	647	389	183	207
23	Farm - Agricole .....	6,427	24,414	3.8	1,895	1,468	1,294	771	446	273	123	157
24	Non-farm - Non agricole ....	3,250	11,837	3.6	1,014	779	681	349	201	116	60	50
25	Urban - Urbaine .....	45,997	156,468	3.4	16,002	11,614	9,791	4,725	2,038	922	442	463
26	Frontenac .....	15,468	53,146	3.4	5,319	3,918	3,203	1,589	748	363	158	170
27	Rural - Rurale .....	5,599	21,006	3.8	1,622	1,285	1,205	690	373	219	91	114
28	Farm - Agricole .....	2,481	9,346	3.8	778	573	437	285	184	116	47	61
29	Non-farm - Non agricole ....	3,118	11,660	3.7	844	712	768	405	139	103	44	53
30	Urban - Urbaine .....	9,869	32,140	3.3	3,697	2,633	1,998	899	375	144	67	56
31	Glengarry .....	3,797	15,308	4.0	1,135	767	628	488	319	190	100	170
32	Rural - Rurale .....	3,302	13,417	4.1	969	669	547	423	284	168	84	158
33	Farm - Agricole .....	1,942	8,291	4.3	471	414	336	259	183	109	61	109
34	Non-farm - Non agricole ....	1,360	5,126	3.8	498	255	211	164	101	59	23	49
35	Urban - Urbaine .....	495	1,891	3.8	166	98	81	65	35	22	16	12
36	Grenville .....	4,357	14,669	3.4	1,647	1,100	780	431	196	97	56	50
37	Rural - Rurale .....	2,584	8,899	3.4	954	636	446	272	135	66	41	34
38	Farm - Agricole .....	1,623	5,718	3.5	564	412	282	177	88	45	27	28
39	Non-farm - Non agricole ....	961	3,181	3.3	390	224	164	95	47	21	14	6
40	Urban - Urbaine .....	1,773	5,770	3.3	693	464	334	159	61	31	15	16
41	Grey .....	15,051	51,595	3.4	5,357	3,660	2,986	1,595	803	328	161	161
42	Rural - Rurale .....	8,199	29,305	3.6	2,657	1,962	1,642	989	504	220	110	115
43	Farm - Agricole .....	5,897	21,824	3.7	1,675	1,448	1,243	769	410	166	88	98
44	Non-farm - Non agricole ....	2,302	7,481	3.2	982	514	399	220	94	54	22	17
45	Urban - Urbaine .....	6,852	22,290	3.3	2,700	1,698	1,344	606	299	108	51	46
46	Haldimand .....	6,172	21,313	3.5	2,211	1,402	1,275	661	331	152	76	64
47	Rural - Rurale .....	4,058	14,526	3.6	1,350	904	846	469	249	122	63	55
48	Farm - Agricole .....	2,719	9,844	3.6	868	624	573	308	167	93	48	38
49	Non-farm - Non agricole ....	1,339	4,682	3.5	482	280	273	161	82	29	15	17
50	Urban - Urbaine .....	2,114	6,787	3.2	861	498	429	192	82	30	13	9
51	Haliburton .....	1,896	6,951	3.7	583	451	380	234	122	61	31	34
52	Rural - Rurale .....	1,896	6,951	3.7	583	451	380	234	122	61	31	34
53	Farm - Agricole .....	449	1,827	4.1	110	98	91	58	42	22	10	18
54	Non-farm - Non agricole ....	1,447	5,124	3.5	473	353	289	176	80	39	21	16
55	Halton .....	11,547	39,062	3.4	3,852	2,990	2,637	1,213	508	192	72	83
56	Rural - Rurale .....	4,567	16,009	3.5	1,463	1,083	1,063	535	235	96	45	47
57	Farm - Agricole .....	2,094	7,489	3.6	671	466	468	259	126	54	25	25
58	Non-farm - Non agricole ....	2,473	8,520	3.4	792	617	595	276	109	42	20	22
59	Urban - Urbaine .....	6,980	23,053	3.3	2,389	1,907	1,574	678	273	96	27	36
60	Hastings .....	18,402	64,770	3.5	6,132	4,549	3,786	1,977	975	455	242	286
61	Rural - Rurale .....	8,135	30,924	3.8	2,359	1,824	1,732	990	574	296	144	216
62	Farm - Agricole .....	3,993	15,676	3.9	1,165	897	736	462	305	177	97	154
63	Non-farm - Non agricole ....	4,142	15,248	3.7	1,194	927	996	528	269	119	47	62
64	Urban - Urbaine .....	10,267	33,846	3.3	3,773	2,725	2,054	987	401	159	98	70

1. See Introduction for full explanation of types of family.
2. Includes earnings "not stated" and "nil".

**TABLEAU 128. Familles selon l'importance numérique, le type, le nombre de membres figurant à la main-d'oeuvre et selon le gain des chefs salariés, comtés et divisions de recensement, régions rurales agricoles, rurales non agricoles, et urbaines, 1951 - suite**

Familles by type <sup>1</sup> Familles selon le type <sup>1</sup>			Familles by number of persons in the labour force Familles selon le nombre de personnes figurant à la main-d'oeuvre			Wage-earner families by earnings of head Familles de salariés selon le gain du chef								No.
Maintaining own household — Maintenant leur propre ménage	Not maintaining own household — Ne maintenant pas leur propre ménage		0	1	2+	Total <sup>2</sup>	Under \$1,000 — Moins de \$1,000	\$1,000- 1,999	\$2,000- 2,499	\$2,500- 2,999	\$3,000- 3,999	\$4,000- 5,999	\$6,000+	No.
	Related — Parentes	Non-related — Non parentes												
3,468	196	40	410	2,485	809	989	198	382	165	92	73	21	2	1
2,365	139	29	220	1,748	565	386	122	172	41	15	7	2	—	2
1,876	112	25	95	1,439	479	173	64	78	10	3	2	—	—	3
489	27	4	125	309	86	213	58	94	31	12	5	—	—	4
1,103	57	11	190	737	244	603	76	210	124	77	66	19	2	5
3,608	340	36	396	2,636	952	1,345	265	551	265	100	73	28	5	6
2,369	242	24	214	1,761	660	533	175	212	82	15	12	5	2	7
1,793	212	19	83	1,365	576	263	89	109	32	8	5	4	2	8
576	30	5	131	396	84	270	86	103	50	7	7	1	—	9
1,239	98	12	182	875	292	812	90	339	183	85	61	23	3	10
7,273	374	113	683	5,359	1,718	4,310	375	874	1,053	985	735	129	38	11
4,283	229	61	431	3,189	953	1,956	258	570	429	317	259	28	11	12
2,228	135	37	132	1,688	580	546	100	179	96	76	56	6	3	13
2,055	94	24	299	1,501	373	1,410	158	391	333	241	203	22	8	14
2,990	145	52	252	2,170	765	2,354	117	304	624	668	476	101	27	15
12,900	727	253	1,160	9,316	3,404	7,707	730	2,010	1,745	1,245	1,201	540	60	16
6,776	387	107	528	4,980	1,762	2,913	466	1,042	640	330	236	85	18	17
3,821	275	68	198	2,916	1,050	979	253	433	154	55	33	9	1	18
2,955	112	39	330	2,064	712	1,834	213	609	486	275	203	76	17	19
6,124	340	146	632	4,336	1,642	4,794	264	968	1,105	915	965	455	42	20
50,848	3,249	1,577	2,884	37,688	15,102	41,130	1,664	4,752	9,256	12,264	8,981	2,644	808	21
9,012	567	98	541	6,709	2,427	4,353	375	1,000	1,127	1,017	515	121	26	22
5,919	441	67	311	4,334	1,782	2,010	222	525	498	426	185	39	8	23
3,093	126	31	230	2,375	645	2,343	153	475	629	591	330	82	18	24
41,836	2,682	1,479	2,343	30,979	12,675	36,777	1,289	3,752	8,129	11,247	8,466	2,523	782	25
13,703	931	834	1,159	10,293	4,016	10,538	832	2,715	2,927	1,777	1,248	599	172	26
5,205	323	71	495	3,795	1,309	2,854	421	906	740	385	217	95	26	27
2,249	200	32	157	1,596	728	606	183	231	111	34	22	5	—	28
2,956	123	39	338	2,199	581	2,248	238	675	629	351	185	90	26	29
8,498	608	763	664	6,498	2,707	7,684	411	1,809	2,187	1,392	1,031	504	146	30
3,554	219	24	479	2,465	853	1,092	306	469	144	61	40	14	—	31
3,091	197	14	369	2,187	746	858	260	351	114	48	26	12	—	32
1,804	130	8	110	1,317	515	211	93	82	17	6	3	2	—	33
1,287	67	6	259	870	231	647	167	269	97	42	23	10	—	34
463	22	10	110	278	107	234	46	118	30	13	14	2	—	35
3,972	295	90	425	2,864	1,068	2,217	284	817	549	302	168	40	11	36
2,371	177	36	253	1,697	634	955	187	420	200	71	34	8	—	37
1,485	120	18	100	1,095	428	376	108	160	62	23	5	—	2	38
886	57	18	153	602	206	576	79	260	138	48	29	8	—	39
1,601	118	54	172	1,167	434	1,262	97	397	349	231	134	32	9	40
13,862	841	358	1,358	9,606	4,087	6,464	700	2,320	1,743	759	474	176	45	41
7,678	445	76	635	5,171	2,393	1,824	377	813	326	115	61	21	1	42
5,506	332	59	239	3,696	1,962	663	195	327	71	16	10	3	1	43
2,172	113	17	396	1,475	431	1,161	182	486	255	99	51	18	—	44
6,174	396	282	723	4,435	1,694	4,640	323	1,507	1,417	644	413	155	44	45
5,693	357	122	492	4,131	1,549	2,907	251	901	890	377	215	65	12	46
3,770	243	45	306	2,767	985	1,475	173	481	408	159	83	15	5	47
2,505	190	24	130	1,850	739	671	106	240	135	55	26	5	4	48
1,265	53	21	176	917	246	804	67	241	273	104	57	10	1	49
1,923	114	77	186	1,364	564	1,432	78	420	482	218	132	50	7	50
1,770	101	25	184	1,292	420	1,046	172	544	209	59	32	11	1	51
1,770	101	25	184	1,292	420	1,046	172	544	209	59	32	11	1	52
411	33	5	32	264	153	124	42	50	19	6	3	1	—	53
1,359	68	20	152	1,028	267	922	130	494	190	53	29	10	1	54
10,717	630	200	705	7,806	3,036	7,626	394	1,270	1,865	1,484	1,285	734	459	55
4,225	261	81	248	3,127	1,192	2,550	215	592	650	425	361	163	95	56
1,894	164	36	89	1,407	598	656	98	225	156	60	60	20	19	57
2,331	97	45	159	1,720	594	1,894	117	367	494	365	301	143	76	58
6,492	369	119	457	4,679	1,844	5,076	179	678	1,215	1,059	924	571	364	59
16,987	1,036	379	1,677	12,224	4,501	11,421	1,016	3,107	3,136	1,741	1,439	583	128	60
7,555	439	91	804	5,524	1,807	3,963	514	1,274	1,000	521	369	144	39	61
3,659	303	31	368	2,611	1,014	894	226	354	173	53	34	8	—	62
3,896	186	60	436	2,913	793	3,069	288	920	827	468	335	136	39	63
9,432	547	288	873	6,700	2,694	7,458	502	1,833	2,136	1,220	1,070	439	89	64

1. Voir dans l'Introduction les explications complètes concernant les types de famille.

2. Comprend les gains "non déclarés" et "aucun gain".

TABLE 128. Families by size, type, number of members in the labour force, and by earnings of wage-earner heads, for counties and census divisions, rural farm, rural non-farm and urban, 1951 - Continued

No.	Locality Localité	Total	Persons in families — Nombre de personnes dans les familles	Average number of persons per family — Moyenne de personnes par famille	Families by number of persons per family Familles selon le nombre de personnes par famille								
					2	3	4	5	6	7	8	9+	
<b>Ontario—Con.—suite</b>													
1	Huron—Rurale.....	12,100	41,985	3.5	4,178	2,965	2,457	1,254	640	312	152	142	
2	Rural—Rurale.....	8,193	29,484	3.6	2,638	1,913	1,713	938	493	251	120	127	
3	Farm—Agricole.....	5,532	20,716	3.7	1,587	1,295	1,199	675	360	206	100	110	
4	Non-farm—Non agricole.....	2,661	8,768	3.3	1,051	618	514	263	133	45	20	17	
5	Urban—Urbaine.....	3,907	12,501	3.2	1,540	1,052	744	316	147	61	32	15	
6	Kenora.....	8,919	32,849	3.7	2,616	2,153	1,950	1,037	580	270	186	147	
7	Rural—Rurale.....	4,656	18,334	3.9	1,267	1,022	943	582	360	198	153	131	
8	Farm—Agricole.....	793	3,337	4.2	192	152	156	103	84	40	37	29	
9	Non-farm—Non agricole.....	3,863	14,997	3.9	1,075	870	787	479	276	158	116	102	
10	Urban—Urbaine.....	4,263	14,515	3.4	1,349	1,131	1,007	455	200	72	33	16	
11	Kent.....	19,979	70,122	3.5	6,691	4,880	4,125	2,157	1,066	539	261	260	
12	Rural—Rurale.....	10,156	37,350	3.7	3,104	2,408	2,111	1,188	635	337	180	193	
13	Farm—Agricole.....	6,606	24,868	3.8	1,881	1,577	1,394	798	455	227	128	146	
14	Non-farm—Non agricole.....	3,550	12,482	3.5	1,223	831	717	390	180	110	52	47	
15	Urban—Urbaine.....	9,823	32,772	3.3	3,587	2,472	2,014	969	431	202	81	67	
16	Lambton.....	19,003	65,866	3.5	6,497	4,691	3,881	2,117	932	425	227	233	
17	Rural—Rurale.....	8,031	28,946	3.6	2,662	1,877	1,576	926	466	238	139	147	
18	Farm—Agricole.....	4,768	17,620	3.7	1,478	1,107	941	595	308	162	87	90	
19	Non-farm—Non agricole.....	3,263	11,326	3.5	1,184	770	635	331	158	76	52	57	
20	Urban—Urbaine.....	10,972	36,920	3.4	3,835	2,814	2,305	1,191	466	187	38	86	
21	Lanark.....	8,758	30,446	3.5	3,082	2,156	1,683	890	470	222	132	123	
22	Rural—Rurale.....	3,364	12,564	3.7	1,064	764	625	408	212	131	87	73	
23	Farm—Agricole.....	2,257	8,568	3.8	672	538	410	282	143	90	70	52	
24	Non-farm—Non agricole.....	1,107	3,996	3.6	392	226	215	126	69	41	17	21	
25	Urban—Urbaine.....	5,394	17,882	3.3	2,018	1,392	1,058	482	258	91	45	50	
26	Leeds.....	9,429	32,266	3.4	3,456	2,305	1,787	940	483	220	102	136	
27	Rural—Rurale.....	5,051	18,099	3.6	1,801	1,099	947	548	308	169	71	108	
28	Farm—Agricole.....	2,627	9,712	3.7	856	589	503	297	176	100	44	62	
29	Non-farm—Non agricole.....	2,424	8,387	3.5	945	510	444	251	132	69	27	46	
30	Urban—Urbaine.....	4,378	14,167	3.2	1,655	1,206	840	392	175	51	31	28	
31	Lennox & Addington.....	4,955	17,302	3.5	1,788	1,172	924	514	280	121	74	82	
32	Rural—Rurale.....	3,929	13,994	3.6	1,369	925	716	438	242	96	67	76	
33	Farm—Agricole.....	2,275	8,246	3.6	744	557	426	252	135	68	48	45	
34	Non-farm—Non agricole.....	1,654	5,748	3.5	625	368	290	186	107	23	19	31	
35	Urban—Urbaine.....	1,026	3,308	3.2	419	247	208	76	38	25	7	6	
36	Lincoln.....	23,395	79,227	3.4	8,047	6,018	5,025	2,455	1,043	424	175	208	
37	Rural—Rurale.....	9,628	34,130	3.5	3,026	2,442	2,086	1,057	533	231	112	141	
38	Farm—Agricole.....	4,414	16,164	3.7	1,368	1,056	911	510	281	127	63	98	
39	Non-farm—Non agricole.....	5,214	17,966	3.4	1,658	1,386	1,175	547	252	104	49	43	
40	Urban—Urbaine.....	13,767	45,097	3.3	5,021	3,576	2,939	1,398	510	193	63	67	
41	Manitowlin.....	2,512	9,919	3.9	733	531	490	271	199	120	77	91	
42	Rural—Rurale.....	2,171	8,692	4.0	622	444	425	237	182	106	70	85	
43	Farm—Agricole.....	1,027	4,151	4.0	262	224	219	110	92	54	27	39	
44	Non-farm—Non agricole.....	1,144	4,541	4.0	360	220	206	127	90	52	43	46	
45	Urban—Urbaine.....	341	1,227	3.6	111	87	65	34	17	14	7	6	
46	Middlesex.....	41,314	134,744	3.3	15,598	10,879	8,236	3,843	1,572	653	259	274	
47	Rural—Rurale.....	9,230	32,505	3.5	3,171	2,159	1,838	1,049	523	242	104	144	
48	Farm—Agricole.....	5,814	20,990	3.6	1,833	1,381	1,182	720	371	163	66	96	
49	Non-farm—Non agricole.....	3,416	11,515	3.4	1,338	878	656	329	152	79	36	48	
50	Urban—Urbaine.....	32,084	102,239	3.2	12,427	8,720	6,398	2,794	1,049	411	155	130	
51	Muskoka.....	6,143	21,276	3.5	2,191	1,473	1,199	653	289	170	81	87	
52	Rural—Rurale.....	3,792	13,460	3.5	1,325	884	713	425	190	114	71	70	
53	Farm—Agricole.....	718	2,657	3.7	223	163	153	79	42	24	20	14	
54	Non-farm—Non agricole.....	3,074	10,803	3.5	1,102	721	560	346	148	90	51	56	
55	Urban—Urbaine.....	2,351	7,816	3.3	866	589	486	228	99	56	10	17	
56	Nipissing.....	11,160	45,015	4.0	3,017	2,575	2,130	1,303	796	497	312	528	
57	Rural—Rurale.....	4,562	20,424	4.5	1,095	907	797	549	384	262	195	373	
58	Farm—Agricole.....	1,513	7,777	5.1	286	248	225	181	158	121	88	206	
59	Non-farm—Non agricole.....	3,049	12,647	4.1	809	659	572	368	226	141	107	167	
60	Urban—Urbaine.....	6,598	24,591	3.7	1,922	1,668	1,333	754	414	235	117	155	
61	Norfolk.....	10,859	37,795	3.5	3,732	2,657	2,222	1,128	561	282	135	142	
62	Rural—Rurale.....	7,103	25,715	3.6	2,243	1,701	1,462	807	430	242	105	113	
63	Farm—Agricole.....	4,423	16,352	3.7	1,268	1,113	940	526	262	163	71	80	
64	Non-farm—Non agricole.....	2,680	9,363	3.5	975	588	522	281	168	79	34	33	
65	Urban—Urbaine.....	3,756	12,080	3.2	1,489	956	760	321	131	40	30	29	

1. See Introduction for full explanation of types of family.  
2. Includes earnings "not stated" and "nil".

**TABLEAU 128. Familles selon l'importance numérique, le type, le nombre de membres figurant à la main-d'oeuvre et selon le gain des chefs salariés, comtés et divisions de recensement, régions rurales agricoles, rurales non agricoles, et urbaines, 1951 - suite**

Familles by type <sup>1</sup> Familles selon le type <sup>1</sup>			Familles by number of persons in the labour force Familles selon le nombre de personnes figurant à la main-d'oeuvre			Wage-earner families by earnings of head Familles de salariés selon le gain du chef								No	
Maintaining own household — Maintenant leur propre ménage	Not maintaining own household — Ne maintenant pas leur propre ménage		0	1	2+	Total <sup>2</sup>	Under \$1,000 — Moins de \$1,000	\$1,000-1,999	\$2,000-2,499	\$2,500-2,999	\$3,000-3,999	\$4,000-5,999	\$6,000+	No	
	Related — Parentes	Non-related — Non parentes													
11,454	515	131	1,062	8,116	2,922	4,379	526	1,525	1,170	469	354	133	23	1	
7,778	352	63	614	5,412	2,167	1,991	368	763	437	153	120	68	9	2	
5,211	278	43	210	3,616	1,706	640	181	294	100	21	15	1	—	3	
2,567	74	20	404	1,796	461	1,351	187	469	337	132	105	67	9	4	
3,676	163	68	448	2,704	755	2,388	158	762	733	316	234	65	14	5	
8,498	244	177	2,041	5,457	1,421	5,494	349	926	1,415	1,090	1,207	357	62	6	
4,482	81	93	1,718	2,415	523	2,216	209	524	495	454	392	76	18	7	
772	15	6	309	348	136	180	40	72	31	18	6	—	—	8	
3,710	66	87	1,409	2,067	387	2,036	169	452	464	436	386	76	18	9	
4,016	163	84	323	3,042	898	3,278	140	402	920	636	815	281	44	10	
18,805	933	241	1,457	13,493	5,029	10,773	808	2,590	2,856	2,298	1,433	388	131	11	
9,598	483	75	724	6,976	2,456	3,769	473	1,311	1,003	516	272	59	18	12	
6,209	359	78	381	4,524	1,701	1,481	288	665	264	115	55	11	5	13	
3,389	124	37	343	2,452	755	2,288	185	646	739	401	217	48	13	14	
9,207	450	166	733	6,517	2,573	7,004	335	1,279	1,853	1,782	1,161	329	113	15	
17,529	981	493	1,614	12,779	4,610	11,500	667	1,709	2,374	2,815	2,884	765	164	16	
7,471	451	109	884	5,339	1,808	2,873	352	702	692	532	405	118	20	17	
4,432	297	39	250	3,257	1,261	1,005	198	295	228	152	100	9	1	18	
3,039	154	70	634	2,082	547	1,868	154	407	464	380	305	109	19	19	
10,058	530	384	730	7,440	2,802	8,627	315	1,007	1,682	2,283	2,479	647	144	20	
8,053	533	172	808	5,833	2,117	4,870	470	1,738	1,184	572	572	205	31	21	
3,085	240	39	254	2,204	906	1,087	240	499	189	70	35	8	3	22	
2,049	179	29	107	1,468	682	407	132	176	49	11	13	3	1	23	
1,036	61	10	147	736	224	680	108	323	140	59	22	5	2	24	
4,968	293	133	554	3,629	1,211	3,783	230	1,239	995	502	537	197	28	25	
8,581	611	237	856	6,293	2,280	5,177	570	1,585	1,379	754	518	187	63	26	
4,680	298	73	518	3,409	1,124	1,911	396	803	371	135	106	29	6	27	
2,394	193	40	154	1,818	655	508	146	239	69	20	16	4	—	28	
2,286	105	33	364	1,591	469	1,403	250	564	302	115	90	25	6	29	
3,901	313	164	338	2,884	1,156	3,266	174	782	1,008	619	412	158	57	30	
4,571	314	70	544	3,301	1,110	2,162	392	870	480	182	114	40	11	31	
3,618	251	60	401	2,657	871	1,522	329	637	299	112	64	16	5	32	
2,057	181	37	137	1,562	576	549	159	244	79	25	17	3	1	33	
1,561	70	23	264	1,095	295	973	170	393	220	87	47	13	4	34	
953	63	10	143	644	239	640	63	233	181	70	50	24	6	35	
21,418	1,339	638	1,316	15,669	6,410	16,545	875	2,431	3,680	4,312	3,607	951	307	36	
8,941	515	172	476	6,437	2,715	5,906	500	1,184	1,336	1,374	1,085	242	48	37	
4,079	290	45	177	2,803	1,434	1,830	320	579	361	266	175	56	8	38	
4,862	225	127	299	3,634	1,281	4,076	180	605	975	1,108	910	186	40	39	
12,477	824	466	840	9,232	3,695	10,639	375	1,247	2,344	2,938	2,522	709	259	40	
2,372	125	15	320	1,536	656	923	251	338	159	55	42	15	4	41	
2,049	110	12	290	1,287	594	700	227	263	94	28	25	9	3	42	
964	60	3	86	640	301	144	49	67	8	2	—	—	—	43	
1,085	50	9	204	647	293	556	178	196	86	26	25	9	3	44	
323	15	3	30	249	62	223	24	75	65	27	17	6	1	45	
37,136	2,516	1,662	2,993	26,446	11,875	27,860	1,412	5,198	7,718	5,933	4,621	1,870	643	46	
8,483	535	212	906	6,130	2,194	3,159	410	1,028	785	385	273	115	31	47	
5,305	384	125	308	4,028	1,478	1,273	228	464	295	124	68	16	3	48	
3,178	151	87	598	2,102	716	1,886	182	564	490	261	205	99	28	49	
28,653	1,981	1,450	2,087	20,316	9,681	24,701	1,002	4,170	6,933	5,548	4,348	1,755	612	50	
5,740	308	95	747	4,113	1,283	3,509	535	1,638	637	270	263	92	11	51	
3,548	184	60	515	2,539	738	2,014	381	1,014	309	118	110	45	2	52	
652	61	5	58	463	197	201	84	90	15	5	—	—	—	53	
2,896	123	55	457	2,076	541	1,813	297	924	294	113	110	45	2	54	
2,192	124	35	232	1,574	545	1,495	154	624	328	152	153	47	9	55	
10,178	654	328	1,013	7,588	2,559	7,418	520	1,839	1,774	1,380	1,148	440	94	56	
4,260	230	72	449	3,110	1,003	2,555	287	927	612	311	239	49	16	57	
1,407	93	13	115	973	425	368	87	170	49	11	14	3	—	58	
2,853	137	59	334	2,137	578	2,187	200	757	563	300	225	46	16	59	
5,918	424	256	564	4,478	1,556	4,863	233	912	1,162	1,069	909	391	78	60	
10,061	592	206	914	6,903	3,042	4,936	838	1,915	1,109	470	323	111	36	61	
6,555	415	133	510	4,535	2,058	2,606	623	1,229	413	160	79	21	13	62	
4,032	295	96	177	2,847	1,399	1,007	306	488	112	36	22	7	5	63	
2,523	120	37	333	1,688	659	1,599	317	741	301	124	57	14	8	64	
3,506	177	73	404	2,368	984	2,330	215	686	696	310	244	90	23	65	

1. Voir dans l'introduction les explications complètes concernant les types de famille.  
2. Comprend les gains "non déclarés" et "aucun gain".

**TABLE 128. Families by size, type, number of members in the labour force, and by earnings of wage-earner heads, for counties and census divisions, rural farm, rural non-farm and urban, 1951 - Continued**

No.	Locality Localité	Total	Persons in families — Nombre de personnes dans les familles	Average number of persons per family — Moyenne de personnes par famille	Families by number of persons per family Familles selon le nombre de personnes par famille							
					2	3	4	5	6	7	8	9+
<b>Ontario - Con. - suite</b>												
1	Northumberland .....	8,426	28,684	3.4	3,212	1,976	1,551	806	457	230	91	103
2	Rural - Rurale .....	4,988	17,460	3.5	1,849	1,132	899	496	296	166	73	77
3	Farm - Agricole .....	3,019	10,806	3.6	1,038	712	557	312	188	118	47	47
4	Non-farm - Non agricole .....	1,969	6,654	3.4	811	420	342	184	108	48	26	30
5	Urban - Urbaine .....	3,438	11,224	3.3	1,363	844	652	310	161	64	18	26
6	Ontario .....	22,242	74,953	3.4	7,701	5,826	4,746	2,233	958	423	167	188
7	Rural - Rurale .....	7,482	26,348	3.5	2,552	1,764	1,519	808	429	225	86	99
8	Farm - Agricole .....	3,582	13,104	3.7	1,106	844	738	422	233	131	51	57
9	Non-farm - Non agricole .....	3,900	13,244	3.4	1,446	920	781	386	196	94	35	42
10	Urban - Urbaine .....	14,760	48,605	3.3	5,149	4,062	3,227	1,425	529	198	81	89
11	Oxford .....	14,941	50,429	3.4	5,398	3,630	3,132	1,503	726	303	127	122
12	Rural - Rurale .....	7,113	25,411	3.6	2,310	1,628	1,508	852	449	184	91	91
13	Farm - Agricole .....	4,672	17,297	3.7	1,335	1,092	1,039	601	330	135	66	74
14	Non-farm - Non agricole .....	2,441	8,114	3.3	975	536	469	251	119	49	25	17
15	Urban - Urbaine .....	7,828	25,018	3.2	3,088	2,002	1,624	651	277	119	36	31
16	Perry Sound .....	6,414	24,099	3.8	1,973	1,469	1,231	757	452	251	128	153
17	Rural - Rurale .....	5,124	19,527	3.8	1,551	1,149	954	627	393	208	107	135
18	Farm - Agricole .....	1,523	6,147	4.0	409	323	263	211	152	76	38	51
19	Non-farm - Non agricole .....	3,601	13,380	3.7	1,142	826	691	416	241	132	69	84
20	Urban - Urbaine .....	1,290	4,572	3.5	422	320	277	130	59	43	21	18
21	Peel .....	14,106	49,348	3.5	4,394	3,495	3,320	1,645	694	282	147	129
22	Rural - Rurale .....	7,141	25,097	3.5	2,256	1,739	1,623	834	379	164	77	69
23	Farm - Agricole .....	2,784	9,834	3.5	867	701	590	357	150	58	25	36
24	Non-farm - Non agricole .....	4,357	15,263	3.5	1,389	1,038	1,033	477	229	106	52	33
25	Urban - Urbaine .....	6,965	24,251	3.5	2,138	1,756	1,697	811	315	118	70	60
26	Perth .....	13,609	46,067	3.4	4,950	3,386	2,672	1,415	631	262	152	141
27	Rural - Rurale .....	5,569	20,428	3.7	1,729	1,293	1,111	715	365	166	92	98
28	Farm - Agricole .....	4,436	16,796	3.8	1,227	1,032	932	614	315	148	84	84
29	Non-farm - Non agricole .....	1,133	3,632	3.2	502	261	179	101	50	18	8	14
30	Urban - Urbaine .....	8,040	25,639	3.2	3,221	2,093	1,561	700	266	96	60	43
31	Peterborough .....	15,327	53,028	3.5	5,217	3,792	3,192	1,674	742	365	164	181
32	Rural - Rurale .....	4,783	17,607	3.7	1,501	1,084	975	574	300	171	88	90
33	Farm - Agricole .....	2,323	8,825	3.8	693	530	427	298	172	98	53	52
34	Non-farm - Non agricole .....	2,460	8,782	3.6	808	554	548	276	128	73	35	38
35	Urban - Urbaine .....	10,544	35,421	3.4	3,716	2,708	2,217	1,100	442	194	76	91
36	Prescott .....	5,355	23,134	4.3	1,358	1,050	933	700	484	284	207	339
37	Rural - Rurale .....	3,483	15,220	4.4	875	678	600	467	290	192	141	240
38	Farm - Agricole .....	2,074	9,515	4.6	442	381	379	295	190	132	89	166
39	Non-farm - Non agricole .....	1,409	5,705	4.0	433	297	221	172	100	60	52	74
40	Urban - Urbaine .....	1,872	7,914	4.2	483	372	333	233	194	92	66	99
41	Prince Edward .....	4,743	15,971	3.4	1,767	1,222	851	487	208	97	49	62
42	Rural - Rurale .....	3,601	12,406	3.4	1,277	919	659	393	171	87	42	53
43	Farm - Agricole .....	1,976	6,960	3.5	663	507	360	228	104	53	32	29
44	Non-farm - Non agricole .....	1,625	5,446	3.4	614	412	299	165	67	34	10	24
45	Urban - Urbaine .....	1,142	3,565	3.1	490	303	192	94	37	10	7	9
46	Rainy River .....	5,111	19,474	3.8	1,437	1,143	1,110	630	380	181	124	106
47	Rural - Rurale .....	2,736	11,003	4.0	718	555	573	358	230	136	82	84
48	Farm - Agricole .....	1,245	5,369	4.3	302	221	225	183	131	79	50	54
49	Non-farm - Non agricole .....	1,491	5,634	3.8	416	334	348	175	99	57	32	30
50	Urban - Urbaine .....	2,375	8,471	3.6	719	588	537	272	150	45	42	22
51	Renfrew .....	15,129	57,091	3.8	4,285	3,730	3,098	1,836	960	526	316	378
52	Rural - Rurale .....	8,102	31,794	3.9	2,145	1,944	1,609	1,023	572	329	219	261
53	Farm - Agricole .....	3,685	15,036	4.1	914	876	690	467	281	178	128	151
54	Non-farm - Non agricole .....	4,417	16,758	3.8	1,231	1,068	919	556	291	151	91	110
55	Urban - Urbaine .....	7,027	25,297	3.6	2,140	1,786	1,489	813	388	197	97	117
56	Russell .....	3,674	16,146	4.4	902	726	629	442	341	232	157	245
57	Rural - Rurale .....	2,908	12,959	4.5	699	553	495	362	278	190	130	201
58	Farm - Agricole .....	1,814	8,567	4.7	356	337	309	240	190	143	86	153
59	Non-farm - Non agricole .....	1,094	4,392	4.0	343	216	186	122	88	47	44	48
60	Urban - Urbaine .....	766	3,187	4.2	203	173	134	80	63	42	27	44
61	Simcoe .....	25,137	87,565	3.5	8,761	6,028	5,083	2,670	1,298	634	298	365
62	Rural - Rurale .....	12,564	45,719	3.6	4,062	2,864	2,573	1,471	763	397	184	250
63	Farm - Agricole .....	5,882	22,253	3.8	1,708	1,374	1,178	752	393	227	96	154
64	Non-farm - Non agricole .....	6,682	23,466	3.5	2,354	1,490	1,395	719	370	170	88	96
65	Urban - Urbaine .....	12,573	41,846	3.3	4,699	3,164	2,510	1,199	535	237	114	115

1. See Introduction for full explanation of types of family.  
2. Includes earnings "not stated" and "nil".

**TABLEAU 128. Familles selon l'importance numérique, le type, le nombre de membres figurant à la main-d'oeuvre et selon le gain des chefs salariés, comtés et divisions de recensement, régions rurales agricoles, rurales non agricoles, et urbaines, 1951 - suite**

Familles by type <sup>1</sup> — Familles selon le type <sup>1</sup>			Familles by number of persons in the labour force — Familles selon le nombre de personnes figurant à la main-d'oeuvre			Wage-earner families by earnings of head — Familles de salariés selon le gain du chef								No	
Maintain- ing own household — Main- tenant leur propre ménage	Not maintaining own household — Ne maintenant pas leur propre ménage		0	1	2+	Total <sup>2</sup>	Under \$1,000 — Moins de \$1,000	\$1,000- 1,999	\$2,000- 2,499	\$2,500- 2,999	\$3,000- 3,999	\$4,000- 5,999	\$6,000+		
	Related — Parentes	Non- related — Non parentes													
7,913	404	109	944	5,578	1,904	3,756	498	1,357	1,039	418	228	92	19	1	
4,669	254	65	546	3,416	1,026	1,613	319	686	371	109	46	17	5	2	
2,803	180	36	185	2,118	716	522	146	211	87	33	11	2	2	3	
1,866	74	29	361	1,298	310	1,091	173	475	284	76	35	15	3	4	
3,244	150	44	398	2,162	878	2,143	179	671	668	309	182	75	14	5	
20,327	1,275	640	1,609	15,235	5,398	15,224	792	2,093	2,962	3,904	4,156	794	173	6	
6,901	425	156	790	5,153	1,539	3,386	361	856	799	607	493	130	23	7	
3,265	234	83	171	2,560	851	933	157	297	179	123	104	28	5	8	
3,636	191	73	619	2,593	688	2,453	204	559	620	484	389	102	18	9	
13,426	850	484	819	10,082	3,859	11,838	431	1,237	2,163	3,297	3,663	664	150	10	
13,946	728	267	1,091	9,947	3,903	8,112	590	2,342	2,681	1,351	632	221	75	11	
6,646	367	100	489	4,928	1,696	2,445	333	899	740	251	89	21	10	12	
4,318	277	77	196	3,274	1,202	944	196	443	179	46	20	3	—	13	
2,328	90	23	293	1,654	494	1,501	137	456	561	205	69	18	10	14	
7,300	361	167	602	5,019	2,207	5,667	257	1,443	1,941	1,100	543	200	65	15	
5,981	324	109	825	4,214	1,375	3,286	476	1,337	759	348	226	47	9	16	
4,802	263	59	683	3,386	1,055	2,414	406	1,083	498	199	125	26	7	17	
1,440	74	9	101	977	445	320	125	151	20	5	3	—	—	18	
3,362	189	50	582	2,409	610	2,094	281	932	478	194	122	26	7	19	
1,179	61	50	142	828	320	872	70	254	261	149	101	21	2	20	
12,965	779	362	868	9,470	3,768	9,504	551	1,619	2,328	1,958	1,724	733	378	21	
6,626	399	116	451	4,849	1,841	4,105	297	891	921	728	679	306	176	22	
2,550	184	50	107	1,881	796	947	125	350	175	105	87	42	29	23	
4,076	215	66	344	2,968	1,045	3,158	172	541	746	623	592	264	147	24	
6,339	380	246	417	4,621	1,927	5,399	254	728	1,407	1,230	1,045	427	202	25	
12,551	833	225	1,187	8,846	3,576	6,651	522	1,624	1,961	1,454	640	225	56	26	
5,168	354	47	393	3,683	1,493	1,079	249	403	238	90	42	11	—	27	
4,087	309	40	191	2,952	1,293	540	144	228	93	31	15	2	—	28	
1,081	45	7	202	731	200	539	105	175	145	59	27	9	—	29	
7,383	479	178	794	5,163	2,083	5,572	273	1,221	1,723	1,364	598	214	56	30	
13,868	913	546	1,283	10,172	3,872	10,187	568	1,738	2,774	2,612	1,744	481	127	31	
4,407	271	105	503	3,222	1,058	2,118	275	609	601	338	180	54	8	32	
2,109	171	43	134	1,570	619	583	95	201	148	90	24	7	—	33	
2,298	100	62	369	1,652	439	1,535	180	408	453	248	156	47	8	34	
9,461	642	441	780	6,950	2,814	8,069	293	1,129	2,173	2,274	1,564	427	119	35	
4,996	332	27	552	3,456	1,347	2,136	262	738	330	413	230	27	7	36	
3,264	208	11	374	2,237	872	885	186	412	134	42	31	7	3	37	
1,923	144	7	104	1,358	612	205	56	87	25	8	5	1	1	38	
1,341	64	4	270	879	260	680	130	325	109	34	26	6	2	39	
1,732	124	16	178	1,219	475	1,251	76	326	196	371	199	20	4	40	
4,442	264	37	546	3,216	981	2,135	324	893	423	214	135	58	12	41	
3,390	185	26	392	2,499	710	1,441	253	568	297	125	84	38	6	42	
1,831	129	16	127	1,406	443	389	122	191	28	15	8	2	1	43	
1,559	56	10	265	1,093	267	1,052	131	377	269	110	76	36	5	44	
1,052	79	11	154	717	271	692	71	315	126	89	51	20	6	45	
4,858	172	81	598	3,454	1,059	3,054	239	543	658	637	687	180	22	46	
2,604	88	44	402	1,822	512	1,281	158	286	248	207	270	51	10	47	
1,197	38	10	130	829	286	295	85	122	44	13	8	2	1	48	
1,407	50	34	272	993	226	986	73	164	204	194	262	49	9	49	
2,254	84	37	196	1,632	547	1,773	81	257	410	430	417	129	12	50	
13,722	1,103	304	1,112	10,358	3,659	8,980	822	3,640	2,278	974	711	318	70	51	
7,404	613	85	631	5,550	1,921	3,816	504	1,635	878	391	227	88	9	52	
3,260	391	34	201	2,323	1,161	601	169	308	66	18	10	1	1	53	
4,144	222	51	430	3,227	760	3,215	335	1,327	812	373	217	87	8	54	
6,318	490	219	481	4,808	1,738	5,164	318	2,005	1,400	583	484	230	61	55	
3,444	209	21	397	2,291	986	1,312	226	673	244	78	31	8	3	56	
2,726	170	12	305	1,815	788	818	163	414	145	35	19	5	1	57	
1,687	121	6	84	1,109	621	250	72	127	34	2	1	—	—	58	
1,039	49	6	221	706	167	568	91	287	111	33	18	4	1	59	
718	39	9	92	476	198	494	63	259	99	43	12	3	2	60	
23,189	1,302	646	2,571	16,828	5,738	13,899	1,433	4,676	3,729	1,834	1,168	450	114	61	
11,733	647	184	1,286	8,523	2,755	5,284	782	2,033	1,280	565	299	119	23	62	
5,393	408	81	301	4,036	1,545	1,059	274	492	159	46	19	9	2	63	
6,340	239	103	985	4,487	1,210	4,225	508	1,541	1,121	519	280	110	21	64	
11,456	655	462	1,285	8,305	2,983	8,615	651	2,643	2,449	1,269	869	331	91	65	

1. Voir dans l'Introduction les explications complètes concernant les types de famille.  
2. Comprend les gains "non déclarés" et "aucun gain".

TABLE 128. Families by size, type, number of members in the labour force, and by earnings of wage-earner heads, for counties and census divisions, rural farm, rural non-farm and urban, 1951 - Continued

No.	Locality - Localité	Total	Persons in families - Nombre de personnes dans les familles	Average number of persons per family - Moyenne de personnes par famille	Families by number of persons per family - Familles selon le nombre de personnes par famille							
					2	3	4	5	6	7	8	9+
<b>Ontario - Con. - fin</b>												
1	Stormont.....	11,407	43,703	3.8	3,329	2,628	2,240	1,379	803	447	258	323
2	Rural - Rurale.....	4,726	18,790	4.0	1,343	1,031	912	552	356	216	137	179
3	Farm - Agricole.....	1,825	7,421	4.1	485	413	361	198	142	84	52	90
4	Non-farm - Non agricole.....	2,901	11,369	3.9	858	618	551	354	214	132	85	89
5	Urban - Urbaine.....	6,681	24,913	3.7	1,986	1,597	1,328	827	447	231	121	144
6	Sudbury.....	24,248	95,203	3.9	5,970	5,832	5,359	3,115	1,796	913	559	704
7	Rural - Rurale.....	8,115	34,577	4.3	1,831	1,711	1,630	1,114	721	411	289	408
8	Farm - Agricole.....	1,845	8,633	4.7	469	302	287	218	161	123	99	186
9	Non-farm - Non agricole.....	6,270	25,944	4.1	1,362	1,409	1,343	896	560	288	190	222
10	Urban - Urbaine.....	16,133	60,626	3.8	4,139	4,121	3,729	2,001	1,075	502	270	296
11	Thunder Bay.....	25,050	87,626	3.5	7,770	6,513	5,627	2,851	1,229	568	229	263
12	Rural - Rurale.....	5,978	22,272	3.7	1,781	1,403	1,239	732	380	205	101	137
13	Farm - Agricole.....	2,069	7,625	3.7	647	504	384	235	151	67	34	47
14	Non-farm - Non agricole.....	3,909	14,647	3.7	1,134	899	855	497	229	138	67	90
15	Urban - Urbaine.....	19,072	65,354	3.4	5,989	5,110	4,388	2,119	849	363	128	126
16	Timiskaming.....	11,482	44,103	3.8	3,131	2,659	2,489	1,438	817	395	235	318
17	Rural - Rurale.....	4,275	17,890	4.2	1,116	812	846	520	409	219	144	209
18	Farm - Agricole.....	1,587	7,296	4.6	366	283	263	197	158	107	83	130
19	Non-farm - Non agricole.....	2,688	10,594	3.9	750	529	583	323	251	112	61	79
20	Urban - Urbaine.....	7,207	26,213	3.6	2,015	1,847	1,643	918	408	176	91	109
21	Victoria.....	6,897	23,425	3.4	2,568	1,674	1,281	713	361	147	74	79
22	Rural - Rurale.....	3,755	13,104	3.5	1,357	867	696	411	222	104	46	52
23	Farm - Agricole.....	2,277	8,212	3.6	727	563	424	284	141	71	33	34
24	Non-farm - Non agricole.....	1,478	4,892	3.3	630	304	272	127	81	33	13	18
25	Urban - Urbaine.....	3,142	10,321	3.3	1,211	807	585	302	139	43	28	27
26	Waterloo.....	32,618	109,892	3.4	11,285	8,590	6,884	3,320	1,378	625	277	259
27	Rural - Rurale.....	7,577	28,411	3.7	2,559	1,759	1,597	1,018	502	278	127	137
28	Farm - Agricole.....	3,206	13,130	4.1	778	642	659	492	268	180	88	99
29	Non-farm - Non agricole.....	4,371	15,281	3.5	1,381	1,117	938	526	234	98	39	38
30	Urban - Urbaine.....	25,041	81,481	3.3	9,126	6,831	5,287	2,302	876	347	150	122
31	Welland.....	31,976	109,466	3.4	10,700	8,261	6,952	3,357	1,462	634	300	310
32	Rural - Rurale.....	8,134	29,345	3.6	2,493	1,959	1,791	967	471	222	112	119
33	Farm - Agricole.....	2,686	9,970	3.7	827	614	527	337	198	92	40	51
34	Non-farm - Non agricole.....	5,448	19,375	3.6	1,666	1,345	1,264	630	273	130	72	68
35	Urban - Urbaine.....	23,842	80,121	3.4	8,207	6,302	5,161	2,390	991	412	188	191
36	Wellington.....	16,649	57,107	3.4	5,814	4,218	3,300	1,725	816	438	171	167
37	Rural - Rurale.....	6,595	24,160	3.7	2,008	1,576	1,382	762	416	249	93	109
38	Farm - Agricole.....	4,328	16,621	3.8	1,121	1,051	938	543	308	197	83	87
39	Non-farm - Non agricole.....	2,267	7,539	3.3	887	525	444	219	108	52	10	22
40	Urban - Urbaine.....	10,054	32,947	3.3	3,806	2,642	1,918	963	400	189	78	58
41	Wentworth.....	70,224	228,768	3.3	26,163	18,497	14,643	6,513	2,562	1,006	469	371
42	Rural - Rurale.....	3,979	14,285	3.6	1,265	936	819	503	242	98	59	57
43	Farm - Agricole.....	2,391	8,627	3.6	768	551	481	309	145	63	34	40
44	Non-farm - Non agricole.....	1,588	5,658	3.6	497	385	338	194	97	35	25	17
45	Urban - Urbaine.....	66,245	214,483	3.2	24,898	17,561	13,824	6,010	2,320	908	410	314
46	York.....	317,475	988,947	3.1	126,983	88,193	63,943	24,646	8,546	2,947	1,245	972
47	Rural - Rurale.....	10,554	36,773	3.5	3,468	2,559	2,333	1,184	559	238	107	106
48	Farm - Agricole.....	3,773	13,586	3.6	1,114	965	833	438	211	115	46	51
49	Non-farm - Non agricole.....	6,781	23,187	3.4	2,354	1,594	1,500	746	348	123	61	55
50	Urban - Urbaine.....	306,921	952,174	3.1	123,515	85,634	61,610	23,462	7,987	2,709	1,138	866
51	<b>Manitoba.....</b>	<b>191,268</b>	<b>679,806</b>	<b>3.6</b>	<b>60,512</b>	<b>48,499</b>	<b>41,057</b>	<b>20,898</b>	<b>9,812</b>	<b>4,806</b>	<b>2,557</b>	<b>3,127</b>
52	Rural - Rurale.....	76,002	303,412	4.0	19,402	17,023	15,788	10,130	5,876	3,288	1,912	2,583
53	Farm - Agricole.....	47,949	198,784	4.1	10,297	10,817	10,429	6,932	4,086	2,307	1,257	1,824
54	Non-farm - Non agricole.....	28,053	104,628	3.7	9,105	6,206	5,359	3,198	1,790	981	655	759
55	Urban - Urbaine.....	115,266	376,394	3.3	41,110	31,476	25,269	10,768	3,936	1,518	645	544
56	Division No. 1.....	4,908	22,234	4.5	1,024	977	861	676	472	344	227	327
57	Rural - Rurale.....	4,406	20,273	4.6	900	862	744	600	447	326	212	315
58	Farm - Agricole.....	3,099	14,819	4.8	551	582	524	462	323	236	166	255
59	Non-farm - Non agricole.....	1,307	5,454	4.2	349	280	220	138	124	90	46	60
60	Urban - Urbaine.....	502	1,961	3.9	124	115	117	76	25	18	15	12
61	Division No. 2.....	8,497	36,400	4.3	1,981	1,764	1,628	1,125	769	477	291	462
62	Rural - Rurale.....	7,026	31,102	4.4	1,501	1,412	1,350	952	677	424	269	441
63	Farm - Agricole.....	4,894	22,846	4.7	828	959	973	714	516	323	218	363
64	Non-farm - Non agricole.....	2,132	8,256	3.9	673	453	377	238	161	101	51	78
65	Urban - Urbaine.....	1,471	5,298	3.6	480	352	278	173	92	53	22	21

1. See Introduction for full explanation of types of family.  
2. Includes earnings "not stated" and "nil".



**TABLEAU 128. Familles selon l'importance numérique, le type, le nombre de membres figurant à la main-d'oeuvre et selon le gain des chefs salariés, comtés et divisions de recensement, régions rurales agricoles, rurales non agricoles, et urbaines, 1951 - suite**

Familles by type <sup>1</sup> Familles selon le type <sup>1</sup>			Familles by number of persons in the labour force Familles selon le nombre de personnes figurant à la main-d'oeuvre			Wage-earner families by earnings of head Familles de salariés selon le gain du chef								No
Maintaining own household — Maintenant leur propre ménage	Not maintaining own household — Ne maintenant pas leur propre ménage		0	1	2+	Total <sup>2</sup>	Under \$1,000 — Moins de \$1,000	\$1,000-1,999	\$2,000-2,499	\$2,500-2,999	\$3,000-3,999	\$4,000-5,999	\$6,000+	No
	Related — Parentes	Non-related — Non parentes												
10,549	680	178	880	7,234	3,293	7,468	476	1,556	2,030	1,881	1,071	245	72	1
4,388	284	54	522	3,085	1,119	2,200	250	548	577	464	259	46	13	2
1,668	140	17	118	1,194	513	297	100	91	37	38	15	1	—	3
2,720	144	37	404	1,891	606	1,903	150	457	540	426	244	45	13	4
6,161	396	124	358	4,149	2,174	5,268	226	1,008	1,453	1,417	812	199	59	5
22,167	1,025	1,056	1,377	17,730	5,141	19,288	684	1,825	2,929	5,039	6,758	1,372	259	6
7,636	349	130	670	5,884	1,561	5,674	334	889	1,015	1,300	1,723	232	47	7
1,722	110	13	171	1,168	506	678	89	133	111	156	153	9	—	8
5,914	239	117	499	4,716	1,055	4,996	245	756	904	1,144	1,570	223	47	9
14,531	676	926	707	11,846	3,580	13,594	350	936	1,914	3,739	5,035	1,140	212	10
23,230	1,197	623	2,031	17,574	5,445	18,746	929	3,098	5,140	3,893	3,820	1,151	273	11
5,639	231	108	719	1,119	1,140	3,649	270	747	936	669	678	223	39	12
1,952	102	15	133	1,421	515	771	135	252	201	87	47	15	2	13
3,687	129	93	586	2,698	625	2,878	135	495	735	582	631	208	37	14
17,591	966	515	1,312	13,455	4,305	15,097	659	2,351	4,204	3,224	3,142	928	234	15
10,954	402	126	834	8,112	2,536	7,847	526	1,337	2,281	1,930	1,168	369	115	16
4,068	168	39	342	2,979	954	2,304	223	557	644	473	246	75	29	17
1,499	72	16	104	1,052	431	339	103	123	66	20	9	—	—	18
2,569	96	23	238	1,927	523	1,965	120	434	578	453	237	75	29	19
6,886	234	87	492	5,133	1,582	5,543	303	780	1,637	1,457	922	294	86	20
6,414	381	102	733	4,499	1,665	3,142	372	1,204	747	354	307	82	19	21
3,499	222	34	372	2,533	850	1,075	201	506	199	88	45	10	1	22
2,109	152	16	114	1,558	605	298	70	136	47	24	8	5	—	23
1,390	70	18	258	975	245	777	131	370	152	64	37	5	1	24
2,915	159	68	361	1,966	815	2,067	171	698	548	266	262	72	18	25
28,654	2,305	1,659	1,613	19,886	11,119	24,151	962	4,729	7,994	5,689	2,949	1,059	454	26
6,832	521	224	429	4,766	2,382	4,188	305	1,106	1,403	813	308	90	47	27
2,852	255	99	160	1,998	1,048	946	133	309	289	122	37	11	4	28
3,980	266	125	269	2,768	1,334	3,242	172	797	1,114	691	271	79	43	29
21,822	1,784	1,435	1,184	15,120	8,737	19,963	657	3,623	6,591	4,876	2,641	969	407	30
28,766	2,185	1,025	1,759	21,461	8,756	24,776	1,093	2,811	5,328	7,445	6,063	1,346	336	31
7,480	518	136	506	5,632	1,996	5,699	377	776	1,296	1,721	1,186	221	37	32
2,403	229	54	158	1,799	729	1,377	150	269	308	362	221	31	2	33
5,077	289	82	348	3,833	1,267	4,322	227	507	988	1,359	965	190	35	34
21,286	1,667	889	1,253	15,829	6,760	19,077	716	2,035	4,032	5,724	4,877	1,125	299	35
15,166	914	569	1,278	10,338	5,032	9,280	668	2,260	2,877	1,662	1,097	419	125	36
6,155	350	90	439	4,231	1,925	2,079	292	649	563	257	161	66	14	37
4,028	246	54	157	2,733	1,438	742	167	278	147	73	31	12	1	38
2,127	104	36	282	1,498	487	1,337	125	371	416	184	130	54	13	39
9,011	564	479	839	6,107	3,108	7,201	376	1,611	2,314	1,405	936	353	111	40
61,618	5,131	3,475	3,914	44,808	21,502	54,430	2,232	7,200	12,960	14,484	12,200	3,432	990	41
3,656	284	39	238	2,766	975	1,917	198	462	597	354	210	47	4	42
2,162	207	22	100	1,659	632	777	113	231	208	127	60	17	1	43
1,494	77	17	138	1,107	343	1,140	85	231	389	227	150	30	3	44
57,862	4,847	3,436	3,676	42,042	20,527	52,513	2,034	5,738	12,363	14,130	11,990	3,385	986	45
249,592	28,791	39,092	18,781	195,412	103,282	239,055	9,719	34,533	58,083	52,650	47,926	21,080	9,921	46
9,604	627	323	940	7,266	2,348	5,495	510	1,477	1,349	864	730	277	119	47
3,366	281	126	174	2,610	989	1,074	190	462	165	89	64	40	28	48
6,238	346	197	766	4,656	1,359	4,421	320	1,015	1,184	775	666	237	91	49
239,988	28,164	38,769	17,841	188,146	100,934	233,560	9,209	33,056	56,734	51,786	47,196	20,803	9,802	50
176,703	8,577	5,988	18,794	122,157	50,317	190,855	8,631	24,512	27,439	16,532	13,681	5,272	2,122	51
72,079	2,999	924	9,623	48,257	18,122	16,455	3,476	5,593	3,149	1,493	1,070	408	77	52
45,219	2,110	620	2,387	31,473	14,089	4,298	1,534	1,482	457	142	73	13	1	53
26,860	889	304	7,236	16,784	4,033	12,157	1,942	4,111	2,692	1,351	997	395	76	54
104,624	5,578	5,064	9,171	73,900	32,195	84,400	5,155	18,919	24,290	15,039	12,611	4,864	2,045	55
4,701	189	18	448	3,103	1,357	991	245	413	186	65	23	3	—	56
4,213	179	14	385	2,765	1,256	738	219	307	108	50	8	1	—	57
2,954	136	9	150	1,927	1,022	215	98	72	20	5	2	—	—	58
1,259	43	5	235	838	234	523	121	235	88	45	6	1	—	59
488	10	4	63	338	101	253	26	106	78	15	15	2	—	60
8,129	285	83	846	5,647	2,004	2,231	602	917	290	149	78	21	3	61
6,706	255	65	587	4,695	1,744	1,462	431	584	178	98	46	9	1	62
4,671	192	31	189	3,294	1,411	474	230	176	13	3	—	—	—	63
2,035	63	34	398	1,401	333	988	201	408	165	95	46	9	1	64
1,423	30	18	259	952	260	769	171	333	112	51	32	12	2	65

1. Voir dans l'Introduction les explications complètes concernant les types de famille.  
2. Comprend les gains "non déclarés" et "aucun gain".

TABLE 128. Families by size, type, number of members in the labour force, and by earnings of wage-earner heads, for counties and census divisions, rural farm, rural non-farm and urban, 1951 - Continued

No.	Locality Localité	Total	Persons in families — Nombre de personnes dans les familles	Average number of persons per family — Moyenne de personnes par famille	Families by number of persons per family — Familles selon le nombre de personnes par famille							
					2	3	4	5	6	7	8	9+
Manitoba - Con. - suite												
1	Division No. 3.....	5,386	20,252	3.8	1,531	1,275	1,146	671	373	180	99	111
2	Rural - Rurale .....	5,048	19,184	3.8	1,388	1,191	1,086	643	357	177	96	110
3	Farm - Agricole .....	3,159	12,894	4.1	644	736	731	480	270	136	71	91
4	Non-farm - Non agricole .....	1,889	6,290	3.3	744	455	355	163	87	41	25	19
5	Urban - Urbaine .....	338	1,068	3.2	143	84	60	28	16	3	3	1
6	Division No. 4.....	3,742	13,248	3.5	1,155	954	825	423	213	90	33	49
7	Rural - Rurale .....	3,461	12,397	3.6	1,030	890	760	406	207	86	33	49
8	Farm - Agricole .....	2,221	8,470	3.8	498	595	524	305	163	71	26	39
9	Non-farm - Non agricole .....	1,240	3,927	3.2	532	295	236	101	44	15	7	10
10	Urban - Urbaine .....	281	851	3.0	125	64	65	17	6	4	—	—
11	Division No. 5.....	13,269	48,297	3.6	3,689	3,500	3,060	1,539	712	356	197	216
12	Rural - Rurale .....	6,267	24,296	3.9	1,657	1,496	1,318	804	428	240	142	182
13	Farm - Agricole .....	4,212	16,706	4.0	1,017	1,010	899	566	309	188	94	129
14	Non-farm - Non agricole .....	2,055	7,590	3.7	640	486	419	238	119	52	48	53
15	Urban - Urbaine .....	7,002	24,001	3.4	2,032	2,004	1,742	735	284	116	55	34
16	Division No. 6.....	86,099	280,923	3.3	31,571	23,384	18,171	7,766	2,886	1,167	537	617
17	Rural - Rurale .....	4,835	20,729	4.3	1,106	1,034	965	671	374	243	162	280
18	Farm - Agricole .....	3,608	15,916	4.4	748	766	715	535	290	193	130	231
19	Non-farm - Non agricole .....	1,227	4,813	3.9	358	268	250	136	84	50	32	49
20	Urban - Urbaine .....	81,264	260,194	3.2	30,465	22,350	17,206	7,095	2,512	924	375	337
21	Division No. 7.....	9,924	33,752	3.4	3,367	2,481	2,261	1,026	429	183	99	78
22	Rural - Rurale .....	4,872	17,553	3.6	1,458	1,147	1,142	600	274	127	64	60
23	Farm - Agricole .....	2,695	10,319	3.8	658	636	667	373	166	89	52	54
24	Non-farm - Non agricole .....	2,177	7,234	3.3	800	511	475	227	108	38	12	6
25	Urban - Urbaine .....	5,052	16,199	3.2	1,909	1,334	1,119	426	155	56	35	18
26	Division No. 8.....	4,880	17,136	3.5	1,595	1,134	1,109	555	250	141	53	43
27	Rural - Rurale .....	3,590	13,144	3.7	1,039	814	871	435	218	122	51	40
28	Farm - Agricole .....	2,197	8,372	3.8	527	513	564	295	147	92	35	24
29	Non-farm - Non agricole .....	1,393	4,772	3.4	512	301	307	140	71	30	16	16
30	Urban - Urbaine .....	1,290	3,992	3.1	556	320	238	120	32	19	2	3
31	Division No. 9.....	14,790	52,314	3.5	4,241	3,899	3,614	1,750	670	328	142	146
32	Rural - Rurale .....	4,147	15,630	3.8	1,197	943	892	539	256	146	79	95
33	Farm - Agricole .....	2,624	10,109	3.9	693	601	590	349	169	108	48	66
34	Non-farm - Non agricole .....	1,523	5,521	3.6	504	342	302	190	87	38	31	29
35	Urban - Urbaine .....	10,643	36,684	3.4	3,044	2,956	2,722	1,211	414	182	63	51
36	Division No. 10.....	4,558	17,457	3.8	1,208	1,093	946	631	333	166	69	112
37	Rural - Rurale .....	3,789	14,983	4.0	916	886	789	565	302	156	67	108
38	Farm - Agricole .....	2,584	10,559	4.1	533	603	567	410	224	117	46	84
39	Non-farm - Non agricole .....	1,205	4,424	3.7	383	283	222	155	78	39	21	24
40	Urban - Urbaine .....	769	2,474	3.2	292	207	157	66	31	10	2	4
41	Division No. 11.....	6,204	22,350	3.6	1,904	1,466	1,390	740	371	172	70	91
42	Rural - Rurale .....	5,665	20,541	3.6	1,709	1,335	1,274	683	350	162	66	86
43	Farm - Agricole .....	3,525	13,460	3.8	835	868	860	469	265	120	48	60
44	Non-farm - Non agricole .....	2,140	7,081	3.3	874	467	414	214	85	42	18	26
45	Urban - Urbaine .....	539	1,809	3.4	195	131	116	57	21	10	4	5
46	Division No. 12.....	5,149	20,698	4.0	1,287	1,110	1,072	723	440	223	128	166
47	Rural - Rurale .....	4,825	19,558	4.1	1,186	1,035	998	678	423	216	124	165
48	Farm - Agricole .....	3,428	14,093	4.1	778	746	715	495	327	164	93	110
49	Non-farm - Non agricole .....	1,397	5,465	3.9	408	289	283	183	96	52	31	55
50	Urban - Urbaine .....	324	1,140	3.5	101	75	74	45	17	7	4	1
51	Division No. 13.....	5,728	22,155	3.9	1,518	1,364	1,150	789	421	221	120	145
52	Rural - Rurale .....	4,191	16,911	4.0	1,012	986	800	608	340	193	112	140
53	Farm - Agricole .....	2,922	12,092	4.1	592	711	601	440	254	150	73	101
54	Non-farm - Non agricole .....	1,269	4,819	3.8	420	275	199	168	86	43	39	39
55	Urban - Urbaine .....	1,537	5,244	3.4	506	378	350	181	81	28	8	5
56	Division No. 14.....	5,590	21,409	3.8	1,486	1,291	1,204	748	447	216	92	106
57	Rural - Rurale .....	5,044	19,540	3.9	1,286	1,160	1,093	701	417	205	83	99
58	Farm - Agricole .....	3,758	15,207	4.0	794	856	853	571	352	175	71	86
59	Non-farm - Non agricole .....	1,286	4,333	3.4	492	304	240	130	65	30	12	13
60	Urban - Urbaine .....	546	1,869	3.4	200	131	111	47	30	11	9	7
61	Division No. 15.....	2,888	11,479	4.0	724	607	611	440	252	115	72	67
62	Rural - Rurale .....	2,331	9,460	4.1	540	493	497	362	215	100	64	60
63	Farm - Agricole .....	1,697	7,178	4.2	322	344	380	302	167	80	54	48
64	Non-farm - Non agricole .....	634	2,282	3.6	218	149	117	60	48	20	10	12
65	Urban - Urbaine .....	557	2,019	3.6	184	114	114	78	37	15	8	7

1. See Introduction for full explanation of types of family.  
2. Includes earnings "not stated" and "nil".

**TABEAU 128. Familles selon l'importance numérique, le type, le nombre de membres figurant à la main-d'oeuvre et selon le gain des chefs salariés, comtés et divisions de recensement, régions rurales agricoles, rurales non agricoles, et urbaines, 1951 - suite**

Familles by type <sup>1</sup> - Familles selon le type <sup>1</sup>			Familles by number of persons in the labour force - Familles selon le nombre de personnes figurant à la main-d'oeuvre			Wage-earner families by earnings of head - Familles de salariés selon le gain du chef								No.
Maintaining own household - Maintenant leur propre ménage	Not maintaining own household - Ne maintenant pas leur propre ménage		0	1	2+	Total <sup>2</sup>	Under \$1,000 - Moins de \$1,000	\$1,000-1,999	\$2,000-2,499	\$2,500-2,999	\$3,000-3,999	\$4,000-5,999	\$6,000+	
	Related - Parentes	Non-related - Non parentes												
5,154	187	45	613	3,553	1,220	1,067	236	473	179	67	49	14	2	1
4,831	174	43	544	3,344	1,160	928	212	410	153	61	40	13	2	2
3,013	119	27	123	2,159	877	145	73	58	6	-	-	-	-	3
1,818	55	16	421	1,185	283	783	139	352	147	61	40	13	2	4
323	13	2	69	209	60	139	24	63	26	6	9	1	-	5
3,568	119	55	333	2,457	952	776	154	303	169	64	30	11	-	6
3,298	109	54	302	2,288	871	624	131	237	140	49	19	9	-	7
2,111	68	42	59	1,501	661	120	48	46	5	-	-	-	-	8
1,187	41	12	243	787	210	504	83	191	135	44	19	9	-	9
270	10	1	31	169	81	152	23	66	29	15	11	2	-	10
12,435	711	123	1,235	8,333	3,701	7,405	515	1,573	2,250	1,592	926	317	77	11
5,866	330	71	730	3,668	1,869	2,070	279	590	494	266	227	102	29	12
3,917	261	34	281	2,383	1,548	859	184	296	193	75	44	10	1	13
1,949	69	37	449	1,285	321	1,211	95	294	301	191	183	92	28	14
6,569	381	52	505	4,665	1,832	5,335	236	983	1,756	1,326	699	215	48	15
76,987	4,423	4,689	6,439	54,232	25,428	61,144	4,010	13,845	17,747	10,688	8,356	3,460	1,766	16
4,372	237	226	371	3,265	1,199	1,065	243	333	163	55	11	6	-	17
3,199	197	212	147	2,440	1,021	544	151	125	31	7	1	1	-	18
1,173	40	14	224	825	178	521	92	208	132	48	10	5	-	19
72,615	4,186	4,463	6,068	50,967	24,229	60,079	3,767	13,512	17,584	10,633	8,345	3,454	1,766	20
9,320	342	262	924	6,798	2,202	5,102	340	1,568	1,487	764	588	213	42	21
4,674	140	58	419	3,493	960	1,440	180	553	343	159	104	43	3	22
2,573	94	28	100	1,925	670	204	68	90	28	6	1	-	-	23
2,101	46	30	319	1,568	290	1,236	112	463	315	153	103	43	3	24
4,646	202	204	505	3,305	1,242	3,662	160	1,015	1,144	605	484	170	39	25
4,632	159	89	601	3,404	875	1,653	197	512	467	206	144	76	6	26
3,405	118	67	374	2,538	678	942	133	288	300	94	60	39	3	27
2,087	76	34	82	1,584	531	171	62	71	15	7	4	-	-	28
1,318	42	33	292	954	147	771	71	217	285	87	56	39	3	29
1,227	41	22	227	866	197	711	64	224	167	112	84	37	3	30
13,900	682	208	1,084	9,974	3,732	9,445	573	2,010	2,876	1,737	1,401	492	145	31
3,902	186	59	383	2,725	1,039	1,296	231	423	292	158	81	29	6	32
2,445	133	46	135	1,722	767	408	111	152	68	18	14	2	-	33
1,457	53	13	248	1,003	272	888	120	271	224	140	67	27	6	34
9,998	496	149	701	7,249	2,693	8,149	342	1,587	2,584	1,579	1,320	463	139	35
4,325	177	56	511	3,041	1,006	1,056	210	406	192	86	61	15	-	36
3,593	147	49	409	2,547	833	618	146	223	114	40	19	3	-	37
2,441	111	32	114	1,808	662	155	55	51	8	-	2	-	-	38
1,152	36	17	295	739	171	463	91	172	106	40	17	3	-	39
732	30	7	102	494	173	438	64	183	78	46	42	12	-	40
5,928	209	67	712	4,084	1,408	1,450	341	514	235	135	129	25	4	41
5,405	200	60	635	3,718	1,312	1,132	314	429	177	84	47	18	3	42
3,351	132	42	177	2,359	989	232	104	93	11	4	-	-	-	43
2,054	68	18	458	1,359	323	900	210	336	166	80	47	18	3	44
523	9	7	77	366	96	318	27	85	58	51	82	7	1	45
4,852	274	23	552	3,310	1,287	996	246	372	164	61	59	12	2	46
4,540	264	21	507	3,075	1,243	808	243	320	111	29	26	6	2	47
3,209	203	16	233	2,190	1,005	246	97	97	18	2	3	-	-	48
1,331	61	5	274	885	238	562	146	223	93	27	23	6	2	49
312	10	2	45	235	44	188	3	52	53	32	33	6	-	50
5,396	246	86	725	3,738	1,265	1,577	287	476	330	187	169	47	5	51
3,993	170	28	521	2,713	957	579	176	210	99	29	12	2	1	52
2,770	130	22	161	1,987	774	157	74	53	10	4	-	-	-	53
1,223	40	6	360	726	183	422	102	157	89	25	12	2	1	54
1,403	76	58	204	1,025	308	998	111	266	231	158	157	45	4	55
5,337	212	41	642	3,278	1,670	913	223	349	189	43	33	13	1	56
4,807	201	36	530	2,930	1,584	674	189	249	136	24	16	5	-	57
3,582	152	24	195	2,207	1,356	184	92	48	20	1	1	-	-	58
1,225	49	12	335	723	228	490	97	201	116	23	15	5	-	59
530	11	5	112	348	86	239	34	100	53	19	17	8	1	60
2,792	74	22	305	1,926	657	602	147	217	96	42	28	10	-	61
2,259	59	13	221	1,560	550	318	110	99	41	11	3	4	-	62
1,641	47	9	82	1,168	447	101	57	23	1	-	-	-	-	63
618	12	4	139	392	103	217	53	76	40	11	3	4	-	64
533	15	9	84	366	107	284	37	118	55	31	25	6	-	65

1. Voir dans l'Introduction les explications complètes concernant les types de famille.  
2. Comprend les gains "non déclarés" et "aucun gain".

TABLE 128. Families by size, type, number of members in the labour force, and by earnings of wage-earner heads, for counties and census divisions, rural farm, rural non-farm and urban, 1951 - Continued

No.	Locality Localité	Total	Persons in families — Nombre de personnes dans les familles	Average number of persons per family — Moyenne de personnes par famille	Families by number of persons per family Familles selon le nombre de personnes par famille							
					2	3	4	5	6	7	8	9+
<b>Manitoba - Con.-fin</b>												
1	Division No. 16 .....	9,656	39,702	4.1	2,231	2,200	2,009	1,296	774	427	328	391
2	Rural - Rurale .....	6,505	28,111	4.3	1,477	1,339	1,209	883	591	365	288	353
3	Farm - Agricole .....	1,326	5,744	4.3	279	291	266	166	144	65	32	83
4	Non-farm - Non agricole .....	5,179	22,367	4.3	1,198	1,048	943	717	447	300	256	270
5	Urban - Urbaine .....	3,151	11,591	3.7	754	861	800	413	183	62	40	38
6	Saskatchewan .....	196,188	731,773	3.7	56,968	46,371	42,023	24,178	12,616	6,531	3,401	4,100
7	Rural - Rurale .....	132,636	518,630	3.9	34,781	29,873	28,311	17,712	10,023	5,424	2,873	3,639
8	Farm - Agricole .....	90,069	365,919	4.1	20,193	20,514	19,902	12,830	7,441	4,040	2,206	2,943
9	Non-farm - Non agricole .....	42,567	152,711	3.6	14,588	9,359	8,409	4,882	2,582	1,384	667	696
10	Urban - Urbaine .....	63,552	213,143	3.4	22,187	16,498	13,712	6,466	2,593	1,107	528	461
11	Division No. 1 .....	8,368	31,461	3.8	2,363	1,994	1,769	1,019	625	295	130	173
12	Rural - Rurale .....	7,365	28,073	3.8	2,001	1,738	1,587	909	571	270	121	168
13	Farm - Agricole .....	4,463	17,992	4.0	972	1,073	992	607	399	194	88	138
14	Non-farm - Non agricole .....	2,902	10,081	3.5	1,029	665	595	302	172	76	33	30
15	Urban - Urbaine .....	1,003	3,388	3.4	362	256	182	110	54	25	9	5
16	Division No. 2 .....	7,650	28,369	3.7	2,205	1,832	1,672	947	473	259	115	147
17	Rural - Rurale .....	6,333	23,930	3.8	1,759	1,473	1,401	806	419	235	100	140
18	Farm - Agricole .....	4,031	15,929	4.0	938	946	952	546	287	174	79	109
19	Non-farm - Non agricole .....	2,302	8,001	3.5	821	527	449	260	132	61	21	31
20	Urban - Urbaine .....	1,317	4,439	3.4	446	359	271	141	54	24	15	7
21	Division No. 3 .....	7,022	26,200	3.7	2,076	1,652	1,423	888	465	242	133	143
22	Rural - Rurale .....	6,281	23,595	3.8	1,804	1,475	1,291	818	430	216	121	126
23	Farm - Agricole .....	4,162	15,926	3.8	1,101	1,001	890	546	291	153	87	93
24	Non-farm - Non agricole .....	2,119	7,669	3.6	703	474	401	272	139	63	34	33
25	Urban - Urbaine .....	741	2,605	3.5	272	177	132	70	35	26	12	17
26	Division No. 4 .....	4,050	14,443	3.6	1,343	949	822	449	271	100	58	58
27	Rural - Rurale .....	3,224	11,678	3.6	1,029	754	662	364	228	84	51	52
28	Farm - Agricole .....	2,332	8,558	3.7	698	578	480	265	168	64	36	43
29	Non-farm - Non agricole .....	892	3,120	3.5	331	176	182	99	60	20	15	9
30	Urban - Urbaine .....	826	2,765	3.4	314	195	160	85	43	16	7	6
31	Division No. 5 .....	11,584	43,668	3.8	3,167	2,756	2,602	1,464	766	393	195	241
32	Rural - Rurale .....	9,866	37,836	3.8	2,581	2,308	2,231	1,296	684	362	176	228
33	Farm - Agricole .....	6,500	26,405	4.1	1,295	1,533	1,590	963	507	289	140	183
34	Non-farm - Non agricole .....	3,366	11,431	3.4	1,286	775	641	333	177	73	36	45
35	Urban - Urbaine .....	1,718	5,832	3.4	586	448	371	168	82	31	19	13
36	Division No. 6 .....	28,378	97,763	3.4	9,492	7,271	6,066	3,035	1,325	594	275	320
37	Rural - Rurale .....	9,738	36,229	3.7	2,866	2,295	2,018	1,261	636	304	162	196
38	Farm - Agricole .....	6,151	24,069	3.9	1,464	1,451	1,406	883	471	214	113	149
39	Non-farm - Non agricole .....	3,587	12,160	3.4	1,402	844	612	378	165	90	49	47
40	Urban - Urbaine .....	18,640	61,534	3.3	6,626	4,976	4,048	1,774	689	290	113	124
41	Division No. 7 .....	12,607	44,241	3.5	4,137	3,128	2,673	1,380	686	307	129	167
42	Rural - Rurale .....	6,255	23,334	3.7	1,793	1,481	1,356	763	439	213	94	116
43	Farm - Agricole .....	4,276	16,410	3.8	1,090	1,051	947	543	319	162	72	92
44	Non-farm - Non agricole .....	1,979	6,924	3.5	703	430	409	220	120	51	22	24
45	Urban - Urbaine .....	6,352	20,907	3.3	2,344	1,647	1,317	617	247	94	35	51
46	Division No. 8 .....	8,696	31,214	3.6	2,654	2,100	1,910	1,088	518	216	94	116
47	Rural - Rurale .....	6,431	23,550	3.7	1,862	1,518	1,450	836	419	173	75	98
48	Farm - Agricole .....	3,983	15,106	3.8	1,015	954	935	547	278	120	56	78
49	Non-farm - Non agricole .....	2,448	8,444	3.4	847	564	515	289	141	53	19	20
50	Urban - Urbaine .....	2,265	7,664	3.4	792	582	460	252	99	43	19	18
51	Division No. 9 .....	13,135	50,101	3.8	3,444	3,055	3,025	1,741	910	437	247	276
52	Rural - Rurale .....	10,294	40,718	4.0	2,432	2,336	2,374	1,470	792	394	232	264
53	Farm - Agricole .....	7,885	32,100	4.1	1,630	1,814	1,869	1,171	634	335	200	232
54	Non-farm - Non agricole .....	2,409	8,618	3.6	802	522	505	299	158	59	32	32
55	Urban - Urbaine .....	2,841	9,383	3.3	1,012	719	651	271	118	43	15	12
56	Division No. 10 .....	8,596	34,206	4.0	2,117	1,948	1,821	1,179	698	375	214	244
57	Rural - Rurale .....	8,002	32,126	4.0	1,929	1,798	1,697	1,104	665	363	205	241
58	Farm - Agricole .....	5,861	24,558	4.2	1,152	1,336	1,307	849	546	282	177	212
59	Non-farm - Non agricole .....	2,141	7,568	3.5	777	462	390	255	119	81	28	29
60	Urban - Urbaine .....	594	2,080	3.5	188	150	124	75	33	12	9	3

1. See Introduction for full explanation of types of family.  
2. Includes earnings "not stated" and "nil".

**TABEAU 128. Familles selon l'importance numérique, le type, le nombre de membres figurant à la main-d'oeuvre et selon le gain des chefs salariés, comtés et divisions de recensement, régions rurales agricoles, rurales non agricoles, et urbaines, 1951 - suite**

Familles by type <sup>1</sup> — Familles selon le type <sup>1</sup>			Familles by number of persons in the labour force — Familles selon le nombre de personnes figurant à la main-d'oeuvre			Wage-earner families by earnings of head — Familles de salariés selon le gain du chef								No
Maintain- ing own household — Main- tenant leur propre ménage	Not maintaining own household — Ne maintenant pas leur propre ménage		0	1	2+	Total <sup>2</sup>	Under \$1,000 — Moins de \$1,000	\$1,000- 1,999	\$2,000- 2,499	\$2,500- 2,999	\$3,000- 3,999	\$4,000- 5,999	\$6,000+	No
	Related — Parentes	Non- related — Non parentes												
9,247	288	121	2,824	5,279	1,553	4,447	305	564	582	646	1,607	543	69	1
6,215	230	60	2,705	2,933	867	1,761	239	338	300	286	351	119	27	2
1,255	59	12	1,196	819	348	83	30	10	5	1	—	—	—	3
4,960	171	48	2,546	2,114	519	1,678	209	307	290	281	119	119	27	4
3,032	58	61	1,119	2,346	686	2,686	66	226	282	360	1,256	424	42	5
<b>186,063</b>	<b>6,543</b>	<b>3,582</b>	<b>19,566</b>	<b>129,663</b>	<b>46,959</b>	<b>65,124</b>	<b>7,913</b>	<b>18,409</b>	<b>16,104</b>	<b>9,277</b>	<b>7,682</b>	<b>2,903</b>	<b>681</b>	<b>6</b>
127,039	4,402	1,195	13,186	87,734	31,716	21,604	4,879	7,687	4,528	1,794	1,082	296	57	7
85,889	3,368	812	4,597	60,527	24,945	4,444	2,017	1,586	302	74	39	9	6	8
41,150	1,034	383	8,589	27,207	6,771	17,160	2,362	6,101	4,226	1,720	1,043	287	51	9
59,024	2,141	2,387	6,380	41,929	15,243	43,520	3,034	10,722	11,576	7,483	6,600	2,607	624	10
7,994	267	107	842	5,680	1,846	2,076	331	659	421	264	232	63	8	11
7,039	233	93	692	5,010	1,663	1,514	267	479	289	191	160	38	5	12
4,236	164	63	171	3,068	1,224	218	96	85	10	4	2	—	—	13
2,803	69	30	521	1,942	439	1,296	171	394	279	187	158	38	5	14
955	34	14	150	670	183	562	64	180	132	73	72	25	3	15
7,301	237	112	610	5,337	1,703	1,971	254	659	530	248	161	49	7	16
6,064	194	75	465	4,464	1,404	1,093	200	400	228	122	65	20	4	17
3,841	143	47	116	2,871	1,044	183	73	77	16	3	1	—	1	18
2,223	51	28	349	1,593	360	910	127	323	212	119	64	20	3	19
1,237	43	37	145	873	299	878	54	259	302	126	96	29	3	20
6,745	197	80	522	4,838	1,662	1,373	259	487	306	124	97	25	11	21
6,038	179	64	421	4,357	1,503	1,027	219	389	227	74	53	11	4	22
3,981	136	45	107	2,914	1,141	168	84	54	7	2	—	—	2	23
2,057	43	19	314	1,443	362	859	135	335	220	72	51	11	2	24
707	18	16	101	481	159	346	40	98	79	50	44	14	7	25
3,861	124	65	315	2,761	974	942	212	361	181	66	62	15	8	26
3,079	102	43	178	2,279	767	524	141	202	94	30	26	6	3	27
2,206	89	37	70	1,665	597	131	69	42	9	—	1	—	1	28
873	13	6	108	614	170	393	170	393	6	30	25	6	2	29
782	22	22	137	482	207	418	71	159	87	36	36	9	5	30
11,068	389	127	1,382	7,549	2,653	2,646	447	866	547	289	274	103	5	31
9,420	342	104	1,125	6,347	2,394	1,626	343	597	339	139	99	19	1	32
6,192	249	59	888	4,352	1,860	269	123	96	14	7	—	—	—	33
3,228	93	45	237	1,995	534	1,357	220	501	325	132	97	19	1	34
1,648	47	23	257	1,202	259	1,020	104	269	208	150	175	84	4	35
26,095	1,109	1,174	2,605	18,324	7,449	15,796	1,076	3,982	4,138	2,655	2,261	1,011	324	36
9,323	323	92	1,195	6,604	1,939	1,778	388	688	366	157	78	23	5	37
5,875	215	61	330	4,400	1,421	371	127	163	39	10	8	4	—	38
3,448	108	31	865	2,204	518	1,407	261	525	327	147	70	19	5	39
16,772	786	1,082	1,410	11,720	5,510	14,018	688	3,294	3,772	2,498	2,183	988	319	40
12,035	357	215	1,049	8,817	2,741	5,630	527	1,299	1,495	1,010	821	288	53	41
6,023	178	54	421	4,545	1,289	1,107	222	385	300	75	40	9	2	42
4,102	135	39	112	3,167	997	215	106	67	14	2	3	—	—	43
1,921	43	15	309	1,378	292	892	116	318	286	73	37	9	2	44
6,012	179	161	628	4,272	1,452	4,523	305	914	1,195	935	781	279	51	45
8,411	201	84	695	6,187	1,814	2,520	321	819	653	326	226	62	15	46
6,233	150	48	438	4,639	1,354	1,113	212	413	259	109	42	16	3	47
3,843	109	31	104	2,903	976	185	73	77	13	3	—	—	—	48
2,390	41	17	334	1,736	378	139	139	336	246	106	42	15	3	49
2,178	51	36	257	1,548	460	1,407	109	406	394	217	184	46	12	50
12,399	528	208	1,423	7,863	3,849	2,813	445	923	662	310	241	80	13	51
9,805	426	63	1,026	6,003	3,265	1,151	271	410	249	61	41	11	2	52
7,477	366	42	455	4,537	2,893	1,283	120	95	24	2	—	—	—	53
2,328	60	21	571	1,466	372	868	151	315	225	59	40	11	2	54
2,594	102	145	397	1,860	584	1,662	174	513	413	249	200	69	11	55
8,214	319	63	992	5,398	2,206	1,406	298	445	289	113	87	37	10	56
7,639	305	58	914	5,004	2,084	1,107	265	356	233	71	40	19	5	57
5,581	236	44	377	3,767	1,717	1,249	121	78	20	3	4	—	—	58
2,058	69	14	537	1,237	367	858	144	278	213	68	36	19	5	59
575	14	5	78	394	122	299	33	89	56	42	47	18	5	60

1. Voir dans l'Introduction les explications complètes concernant les types de famille.  
2. Comprend les gains "non déclarés" et "aucun gain".

TABLE 128. Families by size, type, number of members in the labour force, and by earnings of wage-earner heads, for counties and census divisions, rural farm, rural non-farm and urban, 1951 - Continued

No.	Locality Localité	Total	Persons in families — Nombre de personnes dans les familles	Average number of persons per family — Moyenne de personnes par famille	Families by number of persons per family Familles selon le nombre de personnes par famille							
					2	3	4	5	6	7	8	9+
<b>Saskatchewan — Con. — fin</b>												
1	Division No. 11 .....	21,123	72,516	3.4	7,067	5,366	4,605	2,282	940	446	221	196
2	Rural — Rurale .....	6,789	25,484	3.8	1,941	1,535	1,514	854	439	243	125	138
3	Farm — Agricole .....	4,236	16,682	3.9	1,010	968	975	596	304	188	91	104
4	Non-farm — Non agricole .....	2,553	8,802	3.4	931	567	539	258	135	55	34	34
5	Urban — Urbaine .....	14,334	47,032	3.3	5,126	3,831	3,091	1,428	501	203	96	58
6	Division No. 12 .....	6,701	24,524	3.7	2,077	1,524	1,417	838	400	221	112	112
7	Rural — Rurale .....	5,406	19,993	3.7	1,651	1,196	1,129	702	360	191	85	92
8	Farm — Agricole .....	3,796	14,395	3.8	1,054	845	816	530	279	140	61	71
9	Non-farm — Non agricole .....	1,610	5,598	3.5	597	351	313	172	81	51	24	21
10	Urban — Urbaine .....	1,295	4,531	3.5	426	328	288	136	40	30	27	20
11	Division No. 13 .....	7,093	27,363	3.9	1,996	1,601	1,459	898	513	267	175	184
12	Rural — Rurale .....	5,923	23,381	3.9	1,584	1,315	1,215	763	469	246	154	177
13	Farm — Agricole .....	4,015	16,665	4.2	899	914	807	585	350	181	124	155
14	Non-farm — Non agricole .....	1,908	6,716	3.5	685	401	408	178	119	65	30	22
15	Urban — Urbaine .....	1,170	3,982	3.4	412	286	244	135	44	21	21	7
16	Division No. 14 .....	14,006	55,264	3.9	3,444	3,238	2,990	1,964	1,101	621	288	360
17	Rural — Rurale .....	11,697	47,353	4.0	2,683	2,661	2,471	1,698	991	578	271	344
18	Farm — Agricole .....	8,392	34,924	4.2	1,755	1,903	1,768	1,245	772	432	224	293
19	Non-farm — Non agricole .....	3,305	12,429	3.8	928	758	703	453	219	146	47	51
20	Urban — Urbaine .....	2,309	7,911	3.4	761	577	519	266	110	43	17	16
21	Division No. 15 .....	17,795	72,497	4.1	4,349	3,823	3,793	2,425	1,401	830	502	672
22	Rural — Rurale .....	12,868	54,804	4.3	2,819	2,651	2,699	1,841	1,126	692	437	603
23	Farm — Agricole .....	9,576	42,453	4.4	1,794	1,952	2,021	1,435	920	552	365	537
24	Non-farm — Non agricole .....	3,292	12,351	3.8	1,025	699	678	406	206	140	72	66
25	Urban — Urbaine .....	4,927	17,693	3.6	1,530	1,172	1,094	584	275	138	65	69
26	Division No. 16 .....	9,903	38,800	3.9	2,649	2,160	2,090	1,333	742	416	240	273
27	Rural — Rurale .....	8,053	32,435	4.0	2,028	1,718	1,651	1,149	649	389	211	258
28	Farm — Agricole .....	5,949	24,955	4.2	1,306	1,246	1,240	907	515	324	177	234
29	Non-farm — Non agricole .....	2,104	7,480	3.6	722	472	411	242	134	65	34	24
30	Urban — Urbaine .....	1,850	6,365	3.4	621	442	439	184	93	27	29	15
31	Division No. 17 .....	6,600	26,018	3.9	1,784	1,430	1,384	857	496	279	149	221
32	Rural — Rurale .....	5,577	22,355	4.0	1,474	1,175	1,155	738	442	253	132	208
33	Farm — Agricole .....	4,034	16,654	4.1	951	873	846	541	356	192	97	178
34	Non-farm — Non agricole .....	1,543	5,701	3.7	523	302	309	197	86	61	35	30
35	Urban — Urbaine .....	1,023	3,663	3.6	310	255	229	119	54	26	17	13
36	Division No. 18 .....	2,881	13,125	4.6	604	544	502	391	286	233	124	197
37	Rural — Rurale .....	2,534	11,756	4.6	545	446	410	340	264	218	121	190
38	Farm — Agricole .....	427	2,138	5.0	69	76	61	71	45	44	19	42
39	Non-farm — Non agricole .....	2,107	9,618	4.6	476	370	349	269	219	174	102	148
40	Urban — Urbaine .....	347	1,369	3.9	59	98	92	51	22	15	3	7
41	<b>Alberta .....</b>	<b>223,326</b>	<b>816,050</b>	<b>3.7</b>	<b>65,812</b>	<b>53,897</b>	<b>49,676</b>	<b>27,076</b>	<b>13,434</b>	<b>6,628</b>	<b>3,236</b>	<b>3,567</b>
42	Rural — Rurale .....	108,852	433,873	4.0	26,595	23,959	23,803	15,388	8,776	4,837	2,496	2,998
43	Farm — Agricole .....	76,216	312,065	4.1	17,027	16,629	16,672	11,256	6,606	3,721	1,900	2,405
44	Non-farm — Non agricole .....	32,636	121,808	3.7	9,568	7,330	7,131	4,132	2,170	1,116	596	593
45	Urban — Urbaine .....	114,474	382,177	3.3	39,217	29,938	25,873	11,688	4,658	1,791	740	569
46	Division No. 1 .....	8,874	32,125	3.6	2,716	2,116	1,950	1,067	514	261	122	128
47	Rural — Rurale .....	3,699	14,813	4.0	887	818	854	483	294	171	88	104
48	Farm — Agricole .....	2,676	11,116	4.2	581	593	601	367	221	138	76	99
49	Non-farm — Non agricole .....	1,023	3,697	3.6	306	225	253	116	73	33	12	5
50	Urban — Urbaine .....	5,175	17,312	3.3	1,829	1,298	1,096	584	220	90	34	24
51	Division No. 2 .....	17,165	63,680	3.7	4,966	4,125	3,843	1,957	1,108	536	279	351
52	Rural — Rurale .....	6,932	28,868	4.2	1,559	1,531	1,472	929	610	345	199	287
53	Farm — Agricole .....	4,610	20,031	4.3	927	983	965	641	455	249	155	235
54	Non-farm — Non agricole .....	2,322	8,837	3.8	632	548	507	288	155	96	44	52
55	Urban — Urbaine .....	10,233	34,812	3.4	3,407	2,594	2,371	1,028	498	191	80	64
56	Division No. 3 .....	3,970	15,161	3.8	1,017	917	903	558	306	142	58	69
57	Rural — Rurale .....	3,180	12,375	3.9	774	734	699	472	266	123	51	61
58	Farm — Agricole .....	2,066	8,333	4.0	453	478	442	316	188	98	39	52
59	Non-farm — Non agricole .....	1,114	4,042	3.6	321	256	257	156	78	25	12	9
60	Urban — Urbaine .....	790	2,786	3.5	243	183	204	86	40	19	7	8

1. See Introduction for full explanation of types of family.  
2. Includes earnings "not stated" and "nil".

**TABEAU 128. Familles selon l'importance numérique, le type, le nombre de membres figurant à la main-d'oeuvre et selon le gain des chefs salariés, comtés et divisions de recensement, régions rurales agricoles, rurales non agricoles, et urbaines, 1951 - suite**

Familles by type <sup>1</sup> — Familles selon le type <sup>1</sup>			Familles by number of persons in the labour force — Familles selon le nombre de personnes figurant à la main-d'oeuvre			Wage-earner families by earnings of head — Familles de salariés selon le gain du chef									
Maintain- ing own household — Main- tenant leur propre ménage	Not maintaining own household — Ne maintenant pas leur propre ménage		0	1	2+	Total <sup>2</sup>	Under \$1,000 — Moins de \$1,000	\$1,000- 1,999	\$2,000- 2,499	\$2,500- 2,999	\$3,000- 3,999	\$4,000- 5,999	\$6,000+	No.	
	Related — Parentes	Non- related — Non parentes													
19,830	692	601	1,931	14,303	4,889	11,759	924	2,813	3,225	2,002	1,696	697	151	1	
6,505	232	52	541	4,630	1,618	1,463	291	501	357	137	88	29	2	2	
4,023	177	36	145	2,928	1,163	222	99	85	18	6	2	—	—	3	
2,482	55	16	396	1,702	455	1,241	192	416	339	131	86	29	2	4	
13,325	460	549	1,390	9,673	3,271	10,296	633	2,312	2,868	1,865	1,608	668	149	5	
6,418	207	76	617	4,755	1,329	1,653	218	512	376	218	176	82	5	6	
5,175	176	55	490	3,851	1,065	854	158	316	198	87	38	5	3	7	
3,622	135	39	172	2,765	859	2,75	75	58	19	3	2	—	1	8	
1,553	41	16	318	1,086	206	679	83	258	179	84	36	5	2	9	
1,243	31	21	127	904	264	795	60	196	178	131	138	77	2	10	
6,827	202	64	654	4,671	1,768	1,625	218	551	382	197	150	54	4	11	
5,713	163	47	505	3,879	1,539	1,029	172	389	253	91	60	16	3	12	
3,856	125	34	154	2,689	1,172	183	66	80	13	5	1	3	—	13	
1,857	38	13	351	1,190	367	846	106	309	240	86	59	13	3	14	
1,114	39	17	149	792	229	596	46	162	129	106	90	38	1	15	
13,431	434	141	1,365	9,633	3,008	3,134	689	1,134	625	256	185	55	9	16	
11,195	378	124	1,033	8,051	2,613	1,930	547	716	340	118	63	16	4	17	
7,999	303	90	429	5,890	2,073	547	263	193	23	9	4	1	—	18	
3,196	75	34	604	2,161	540	1,383	284	523	317	109	59	15	4	19	
2,236	56	17	332	1,582	395	1,204	142	418	285	138	122	39	5	20	
16,947	636	212	1,854	11,283	4,658	5,258	821	1,563	1,319	690	541	149	32	21	
12,321	459	88	1,336	8,025	3,507	1,870	513	696	342	132	70	16	3	22	
9,139	378	59	693	5,880	3,003	516	245	131	35	9	6	—	1	23	
3,182	81	29	643	2,145	504	1,354	268	515	307	123	64	16	2	24	
4,626	177	124	518	3,258	1,151	3,388	308	867	977	558	471	133	29	25	
9,400	364	139	1,208	6,190	2,505	2,375	447	748	543	272	192	56	16	26	
7,686	308	59	1,015	5,002	2,036	1,174	331	377	234	95	40	12	3	27	
5,651	257	41	601	3,679	1,669	282	153	75	16	1	—	—	—	28	
2,035	51	18	414	1,323	367	892	178	302	218	94	40	12	3	29	
1,714	56	80	193	1,188	469	1,201	116	371	309	177	152	44	13	30	
6,341	181	78	798	4,386	1,416	1,370	293	431	319	121	97	22	6	31	
5,362	159	56	696	3,650	1,231	782	221	240	163	58	37	3	1	32	
3,864	130	40	256	2,776	1,002	206	102	69	9	5	—	—	—	33	
1,498	29	16	440	874	229	576	119	171	154	53	37	3	1	34	
979	22	22	102	736	185	588	72	191	156	63	60	19	5	35	
2,746	99	36	704	1,688	489	777	133	157	93	116	183	55	4	36	
2,419	95	20	695	1,394	445	462	118	133	57	47	42	27	4	37	
401	21	5	17	276	134	41	22	11	3	—	—	—	—	38	
2,018	74	15	678	1,118	311	421	96	122	54	47	42	27	4	39	
327	4	16	9	294	44	315	15	24	36	69	141	28	—	40	
<b>209,226</b>	<b>8,443</b>	<b>5,657</b>	<b>19,141</b>	<b>153,499</b>	<b>50,686</b>	<b>107,042</b>	<b>8,433</b>	<b>23,790</b>	<b>28,277</b>	<b>18,404</b>	<b>16,372</b>	<b>6,123</b>	<b>2,132</b>	<b>41</b>	
103,360	4,113	1,379	9,148	75,843	23,861	25,347	4,087	7,347	5,511	3,097	2,545	681	118	42	
71,903	3,362	951	4,192	53,376	18,648	7,612	2,134	2,757	852	352	217	58	16	43	
31,457	751	428	4,956	22,467	5,213	17,735	1,953	4,590	4,659	2,745	2,328	623	102	44	
105,866	4,330	4,278	9,993	77,656	26,825	81,695	4,346	16,443	22,766	15,307	13,827	5,442	2,014	45	
8,302	418	154	882	6,016	1,976	4,355	432	1,237	1,138	549	541	164	29	46	
3,418	221	60	170	2,677	852	1,042	186	300	182	83	63	11	2	47	
2,420	206	50	59	1,939	678	515	130	147	31	6	6	—	—	48	
998	15	10	111	738	174	527	56	153	151	77	57	11	2	49	
4,884	197	94	712	3,339	1,124	3,313	246	937	956	466	478	153	27	50	
15,815	873	477	1,694	11,729	3,742	9,900	865	2,411	2,703	1,602	1,276	375	114	51	
6,291	483	158	747	4,678	1,507	2,901	479	804	605	334	187	35	12	52	
4,077	413	120	352	3,132	1,126	1,441	329	462	144	47	37	11	5	53	
2,214	70	38	395	1,546	381	1,460	150	342	461	287	150	24	7	54	
9,524	390	319	947	7,051	2,235	6,999	386	1,607	2,098	1,268	1,089	340	102	55	
3,797	117	56	192	2,965	813	1,501	159	496	401	177	156	46	7	56	
3,040	96	44	139	2,383	658	919	116	338	216	92	77	36	6	57	
1,962	71	33	47	1,552	467	229	60	110	24	8	2	1	1	58	
1,078	25	11	92	831	191	690	56	228	192	84	75	35	5	59	
757	21	12	53	582	155	582	43	158	185	85	79	10	1	60	

1. Voir dans l'Introduction les explications complètes concernant les types de famille.

2. Comprend les gains "non déclarés" et "aucun gain".

TABLE 128. Families by size, type, number of members in the labour force, and by earnings of wage-earner heads, for counties and census divisions, rural farm, rural non-farm and urban, 1951 - Continued

No.	Locality Localité	Total	Persons in families — Nombre de personnes dans les familles	Average number of persons per family — Moyenne de personnes par famille	Families by number of persons per family Familles selon le nombre de personnes par famille							
					2	3	4	5	6	7	8	9+
Alberta—Con.—suite												
1	Division No. 4 .....	7,005	25,792	3.7	1,996	1,607	1,639	961	419	184	90	109
2	Rural—Rurale .....	5,972	22,236	3.7	1,629	1,393	1,401	828	379	165	75	102
3	Farm—Agricole .....	3,683	14,052	3.8	926	863	838	512	254	114	49	77
4	Non-farm—Non agricole .....	2,289	8,184	3.6	703	530	513	316	125	51	26	25
5	Urban—Urbaine .....	1,033	3,556	3.4	367	214	238	133	40	19	15	7
6	Division No. 5 .....	3,858	13,914	3.6	1,150	975	809	479	240	114	44	47
7	Rural—Rurale .....	3,050	11,150	3.7	876	764	642	399	198	95	35	41
8	Farm—Agricole .....	2,000	7,496	3.7	537	516	401	272	138	75	28	33
9	Non-farm—Non agricole .....	1,050	3,654	3.5	339	248	241	127	60	20	7	8
10	Urban—Urbaine .....	808	2,764	3.4	274	211	167	80	42	19	9	6
11	Division No. 6 .....	49,516	164,435	3.3	17,331	13,028	10,974	4,887	1,923	719	355	299
12	Rural—Rurale .....	9,760	36,944	3.8	2,615	2,302	2,165	1,324	673	314	184	183
13	Farm—Agricole .....	6,276	24,260	3.9	1,573	1,480	1,396	886	456	223	126	136
14	Non-farm—Non agricole .....	3,484	12,684	3.6	1,042	822	769	438	217	91	58	47
15	Urban—Urbaine .....	39,756	127,491	3.2	14,716	10,726	8,809	3,563	1,250	405	171	116
16	Division No. 7 .....	6,948	26,269	3.8	1,953	1,569	1,479	953	499	234	132	129
17	Rural—Rurale .....	6,439	24,560	3.8	1,764	1,440	1,382	905	473	223	128	124
18	Farm—Agricole .....	4,144	16,629	4.0	961	945	886	608	350	184	101	109
19	Non-farm—Non agricole .....	2,295	7,931	3.5	803	495	496	297	123	39	27	15
20	Urban—Urbaine .....	509	1,709	3.4	189	129	97	48	26	11	4	5
21	Division No. 8 .....	17,200	64,029	3.7	4,770	3,999	3,931	2,296	1,175	517	253	259
22	Rural—Rurale .....	11,223	43,697	3.9	2,779	2,497	2,581	1,623	883	423	212	225
23	Farm—Agricole .....	8,839	35,258	4.0	1,972	1,996	2,059	1,342	730	344	188	208
24	Non-farm—Non agricole .....	2,384	8,439	3.5	807	501	522	281	153	79	24	17
25	Urban—Urbaine .....	5,977	20,332	3.4	1,991	1,502	1,350	673	292	94	41	34
26	Division No. 9 .....	7,443	28,132	3.8	2,060	1,684	1,605	1,027	551	267	129	120
27	Rural—Rurale .....	6,736	25,711	3.8	1,841	1,505	1,426	938	524	262	127	113
28	Farm—Agricole .....	4,556	17,971	3.9	1,135	996	962	666	411	199	95	92
29	Non-farm—Non agricole .....	2,180	7,740	3.6	706	509	464	272	113	63	32	21
30	Urban—Urbaine .....	707	2,421	3.4	219	179	179	89	27	5	2	7
31	Division No. 10 .....	11,719	45,438	3.9	2,871	2,688	2,648	1,731	893	471	212	205
32	Rural—Rurale .....	10,277	40,400	3.9	2,393	2,322	2,361	1,563	818	436	196	188
33	Farm—Agricole .....	7,988	32,282	4.0	1,693	1,773	1,844	1,268	689	372	174	175
34	Non-farm—Non agricole .....	2,289	8,113	3.5	700	549	517	295	129	64	22	13
35	Urban—Urbaine .....	1,442	5,038	3.5	478	366	287	168	75	35	16	17
36	Division No. 11 .....	55,306	193,850	3.5	17,068	14,008	12,783	6,341	2,841	1,243	535	487
37	Rural—Rurale .....	10,952	43,431	4.0	2,573	2,425	2,531	1,583	911	447	225	257
38	Farm—Agricole .....	7,883	32,036	4.1	1,754	1,702	1,784	1,182	692	373	179	217
39	Non-farm—Non agricole .....	3,069	11,395	3.7	819	723	747	401	219	74	46	40
40	Urban—Urbaine .....	44,354	150,419	3.4	14,495	11,583	10,252	4,758	1,930	796	310	230
41	Division No. 12 .....	4,009	15,427	3.8	1,054	921	866	518	325	178	78	69
42	Rural—Rurale .....	3,523	13,731	3.9	917	774	770	458	292	169	75	68
43	Farm—Agricole .....	1,895	7,582	4.0	465	407	404	256	169	108	44	42
44	Non-farm—Non agricole .....	1,628	6,149	3.8	452	367	366	202	123	61	31	26
45	Urban—Urbaine .....	486	1,696	3.5	137	147	96	60	33	9	3	1
46	Division No. 13 .....	6,167	27,716	4.5	1,253	1,168	1,190	859	617	458	250	372
47	Rural—Rurale .....	5,620	25,524	4.5	1,114	1,037	1,097	780	571	433	234	354
48	Farm—Agricole .....	4,503	20,924	4.6	808	811	876	658	492	362	194	302
49	Non-farm—Non agricole .....	1,117	4,600	4.1	306	226	221	122	79	71	40	52
50	Urban—Urbaine .....	547	2,192	4.0	139	131	93	79	46	25	16	18
51	Division No. 14 .....	10,520	42,547	4.0	2,426	2,314	2,298	1,524	866	522	279	291
52	Rural—Rurale .....	9,390	38,472	4.1	2,138	1,997	2,020	1,387	807	495	265	281
53	Farm—Agricole .....	7,649	31,728	4.1	1,669	1,616	1,647	1,148	676	435	218	240
54	Non-farm—Non agricole .....	1,741	6,744	3.9	469	381	373	239	131	60	47	41
55	Urban—Urbaine .....	1,130	4,075	3.6	288	317	278	137	59	27	14	10
56	Division No. 15 .....	4,397	18,979	4.3	1,014	872	833	648	380	268	139	243
57	Rural—Rurale .....	3,518	15,713	4.5	766	664	633	525	336	242	126	226
58	Farm—Agricole .....	2,186	9,910	4.5	444	409	404	342	207	160	68	152
59	Non-farm—Non agricole .....	1,332	5,803	4.4	322	255	229	183	129	82	58	74
60	Urban—Urbaine .....	879	3,266	3.7	248	208	200	123	44	26	13	17
61	Division No. 16 .....	7,200	28,782	4.0	1,764	1,565	1,565	1,032	582	330	160	202
62	Rural—Rurale .....	6,552	26,474	4.0	1,567	1,415	1,409	953	546	310	155	197
63	Farm—Agricole .....	4,697	19,604	4.2	1,042	968	1,007	718	419	238	129	176
64	Non-farm—Non agricole .....	1,855	6,870	3.7	525	447	402	235	127	72	26	21
65	Urban—Urbaine .....	648	2,308	3.6	197	150	156	79	36	20	5	5

1. See Introduction for full explanation of types of family.  
2. Includes earnings "not stated" and "nil".



**TABLEAU 128. Familles selon l'importance numérique, le type, le nombre de membres figurant à la main-d'oeuvre et selon le gain des chefs salariés, comtés et divisions de recensement, régions rurales agricoles, rurales non agricoles, et urbaines, 1951 - suite**

Familles by type <sup>1</sup> Familles selon le type <sup>1</sup>			Familles by number of persons in the labour force			Wage-earner families by earnings of head Familles de salariés selon le gain du chef								No
Maintain- ing own household — Main- tenant leur propre ménage	Not maintaining own household — Ne maintenant pas leur propre ménage		Familles selon le nombre de personnes figurant à la main-d'oeuvre			Total <sup>2</sup>	Under \$1,000 — Moins de \$1,000	\$1,000- 1,999	\$2,000- 2,499	\$2,500- 2,999	\$3,000- 3,999	\$4,000- 5,999	\$6,000+	No
	Related — Parentes	Non- related — Non parentes	0	1	2+									
6,611	262	132	586	5,232	1,187	2,573	333	689	527	429	357	76	17	1
5,623	237	112	425	4,522	1,025	2,051	298	562	388	328	284	55	15	2
3,394	192	97	146	2,832	705	674	201	293	63	27	5	1	—	3
2,229	45	15	279	1,690	320	1,377	97	269	325	301	279	54	15	4
988	25	20	161	710	162	522	35	127	139	101	73	21	2	5
3,715	89	54	201	2,862	795	1,336	95	266	305	290	285	59	6	6
2,940	73	37	140	2,238	672	747	67	185	208	147	99	18	5	7
1,919	56	25	36	1,456	508	96	25	41	11	13	2	—	—	8
1,021	17	12	104	782	164	651	42	144	197	134	97	18	5	9
775	16	17	61	624	123	589	28	81	97	143	186	41	1	10
45,737	2,013	1,766	4,387	33,669	11,460	31,720	1,667	5,822	8,812	6,375	5,289	2,155	931	11
9,188	401	171	912	7,060	1,788	2,836	362	809	694	386	317	65	12	12
5,845	323	108	381	4,628	1,267	1,780	173	346	78	32	18	1	3	13
3,343	78	63	531	2,432	521	2,056	189	463	616	354	299	64	9	14
36,549	1,612	1,595	3,475	26,609	9,672	28,884	1,305	5,013	8,118	5,989	4,972	2,090	919	15
6,633	187	128	573	4,792	1,583	1,694	229	563	432	204	159	32	5	16
6,182	168	89	513	4,424	1,502	1,372	219	473	337	143	108	25	3	17
3,966	120	58	158	2,885	1,101	248	95	98	27	7	4	—	—	18
2,216	48	31	355	1,539	401	1,124	124	375	310	136	104	25	3	19
451	19	39	60	368	81	322	10	90	95	61	51	7	2	20
16,410	519	271	1,665	12,000	3,535	5,569	562	1,655	1,504	709	606	204	49	21
10,755	336	132	897	7,939	2,387	1,925	329	610	431	185	160	55	7	22
8,468	285	86	560	6,272	2,007	666	199	281	67	17	16	7	—	23
2,287	51	46	337	1,667	380	1,259	130	329	364	168	144	48	7	24
5,655	183	139	768	4,061	1,148	3,644	233	1,045	1,073	524	446	149	42	25
7,132	215	96	597	5,374	1,472	2,180	315	634	418	264	288	118	9	26
6,459	201	76	554	4,852	1,330	1,666	297	561	310	159	166	40	9	27
4,345	158	53	242	3,329	985	406	2	107	169	55	10	8	2	28
2,114	43	23	312	1,523	345	1,260	190	392	255	149	158	38	7	29
673	14	20	43	522	142	514	18	73	108	105	122	78	—	30
11,183	436	100	860	8,140	2,719	2,283	338	634	579	309	222	62	19	31
9,812	396	69	660	7,173	2,444	1,464	271	408	363	188	112	29	4	32
7,593	338	57	328	5,602	2,058	382	148	125	40	23	10	2	—	33
2,219	58	12	332	1,571	386	1,082	123	283	323	165	102	27	4	34
1,371	40	31	200	967	275	819	67	226	216	121	110	33	15	35
51,107	2,152	2,047	4,079	37,682	13,545	35,886	2,110	7,215	9,699	6,505	6,204	2,514	909	36
10,442	402	108	861	7,556	2,535	2,690	301	675	601	416	387	159	31	37
7,487	332	64	471	5,330	2,082	824	154	299	152	73	61	21	5	38
2,955	70	44	390	2,226	453	1,866	147	376	449	343	326	138	26	39
40,665	1,750	1,939	3,218	30,126	11,010	33,196	1,809	6,540	9,098	6,089	5,817	2,355	878	40
3,831	121	57	272	2,764	973	1,697	181	328	325	297	367	125	8	41
3,366	108	49	237	2,404	882	1,354	169	295	236	223	291	76	4	42
1,800	71	24	92	1,199	604	199	67	64	30	11	8	—	—	43
1,566	37	25	145	1,205	278	1,155	102	231	206	212	283	76	4	44
465	13	8	35	360	91	343	12	33	89	74	76	49	4	45
5,848	249	70	956	3,747	1,464	953	234	282	186	97	74	16	—	46
5,317	244	59	895	3,383	1,342	640	205	188	114	43	31	3	—	47
4,244	214	45	614	2,725	1,164	207	93	57	21	5	2	—	—	48
1,073	30	14	281	658	178	433	112	131	93	38	29	3	—	49
531	5	11	61	364	122	313	29	94	72	54	43	13	—	50
10,052	385	83	743	7,239	2,538	2,009	381	580	432	242	198	68	10	51
8,949	369	72	642	6,372	2,376	1,357	319	410	291	144	97	16	1	52
7,270	328	51	382	5,206	2,061	526	195	142	53	53	29	7	—	53
1,679	41	21	260	1,166	315	831	124	268	238	91	68	9	1	54
1,103	16	11	101	867	162	652	62	170	141	98	101	52	9	55
4,192	129	76	432	3,003	962	1,407	217	417	293	131	166	48	13	56
3,349	112	57	380	2,364	774	813	178	281	141	53	43	13	5	57
2,086	72	28	113	1,528	545	152	49	50	22	8	4	1	—	58
1,263	40	29	267	836	229	661	129	231	119	45	39	12	5	59
843	17	19	52	639	188	594	39	136	152	78	123	35	8	60
6,927	208	65	413	5,191	1,596	1,605	250	463	431	180	154	43	6	61
6,295	196	61	367	4,724	1,461	1,196	226	350	302	129	93	27	2	62
4,492	158	47	185	3,365	1,147	242	95	242	34	11	5	2	—	63
1,803	38	14	182	1,359	314	954	131	282	268	118	88	25	2	64
632	12	4	46	467	135	409	24	113	129	51	61	16	4	65

1. Voir dans l'Introduction les explications complètes concernant les types de famille.  
2. Comprend les gains "non déclarés" et "aucun gain"

TABLE 128. Families by size, type, number of members in the labour force, and by earnings of wage-earner heads, for counties and census divisions, rural farm, rural non-farm and urban, 1951 - Concluded

No.	Locality - Localité	Total	Persons in families - Nombre de personnes dans les familles	Average number of persons per family - Moyenne de personnes par famille	Families by number of persons per family - Familles selon le nombre de personnes par famille							
					2	3	4	5	6	7	8	9+
<b>Alberta - Con.-fin</b>												
1	Division No. 17.....	2,029	9,774	4.8	403	341	360	238	195	184	121	187
2	Rural - Rurale.....	2,029	9,774	4.8	403	341	360	238	195	184	121	187
3	Farm - Agricole.....	565	2,853	5.0	87	93	106	74	59	49	37	60
4	Non-farm - Non agricole.....	1,464	6,921	4.7	316	248	254	164	136	135	84	127
5	<b>British Columbia.....</b>	<b>299,845</b>	<b>984,024</b>	<b>3.3</b>	<b>113,865</b>	<b>73,311</b>	<b>63,824</b>	<b>28,647</b>	<b>11,571</b>	<b>4,536</b>	<b>2,076</b>	<b>2,015</b>
6	Rural - Rurale.....	88,458	317,823	3.6	29,241	19,860	18,503	10,371	5,188	2,513	1,322	1,460
7	Farm - Agricole.....	26,530	100,513	3.8	7,960	5,641	5,392	3,473	1,964	990	537	573
8	Non-farm - Non agricole.....	61,928	217,310	3.5	21,281	14,219	13,111	6,898	3,224	1,523	785	887
9	Urban - Urbaine.....	211,387	666,201	3.2	84,624	53,451	45,321	18,276	6,383	2,023	754	555
10	Division No. 1.....	6,668	23,614	3.5	1,939	1,674	1,623	828	348	138	64	54
11	Rural - Rurale.....	3,568	12,772	3.6	1,083	869	780	460	205	83	50	38
12	Farm - Agricole.....	612	2,350	3.8	178	137	116	81	48	14	21	17
13	Non-farm - Non agricole.....	2,956	10,422	3.5	905	732	664	379	157	69	29	21
14	Urban - Urbaine.....	3,100	10,842	3.5	856	805	843	368	143	55	14	16
15	Division No. 2.....	15,143	53,380	3.5	4,668	3,560	3,583	1,934	850	304	137	107
16	Rural - Rurale.....	7,720	28,042	3.6	2,326	1,690	1,748	1,073	508	206	97	72
17	Farm - Agricole.....	2,466	9,281	3.8	697	531	517	368	202	82	38	31
18	Non-farm - Non agricole.....	5,254	18,761	3.6	1,629	1,159	1,231	705	306	124	59	41
19	Urban - Urbaine.....	7,423	25,338	3.4	2,342	1,870	1,835	861	342	98	40	35
20	Division No. 3.....	19,731	69,380	3.5	6,498	4,535	4,401	2,313	1,110	462	207	205
21	Rural - Rurale.....	11,018	40,597	3.7	3,323	2,434	2,408	1,454	739	324	165	171
22	Farm - Agricole.....	5,445	20,756	3.8	1,514	1,169	1,189	777	421	174	95	106
23	Non-farm - Non agricole.....	5,573	19,841	3.6	1,809	1,265	1,219	677	318	150	70	65
24	Urban - Urbaine.....	3,713	28,783	3.3	3,175	2,101	1,993	859	371	138	42	34
25	Division No. 4.....	172,252	548,489	3.2	68,750	42,976	36,263	15,119	5,554	2,029	838	723
26	Rural - Rurale.....	26,329	92,765	3.5	9,208	5,867	5,363	3,005	1,425	730	354	377
27	Farm - Agricole.....	9,783	36,815	3.8	3,001	2,083	1,997	1,237	682	379	197	207
28	Non-farm - Non agricole.....	16,546	55,950	3.4	6,207	3,784	3,366	1,768	743	351	157	170
29	Urban - Urbaine.....	145,923	455,724	3.1	59,542	37,109	30,900	12,114	4,129	1,299	484	346
30	Division No. 5.....	56,015	178,657	3.2	22,783	13,559	11,524	4,971	1,895	708	286	289
31	Rural - Rurale.....	19,697	66,571	3.4	7,307	4,537	4,156	2,002	908	406	177	204
32	Farm - Agricole.....	2,487	8,582	3.5	938	529	458	298	141	69	33	21
33	Non-farm - Non agricole.....	17,210	57,989	3.4	6,369	4,008	3,698	1,704	767	337	144	183
34	Urban - Urbaine.....	36,318	112,086	3.1	15,476	9,022	7,368	2,969	987	302	109	85
35	Division No. 6.....	9,762	34,805	3.6	3,278	2,203	2,043	1,127	558	244	142	167
36	Rural - Rurale.....	6,573	24,252	3.7	2,134	1,423	1,324	775	432	209	125	151
37	Farm - Agricole.....	2,492	9,597	3.9	766	511	494	298	184	103	55	81
38	Non-farm - Non agricole.....	4,081	14,655	3.6	1,368	912	830	477	248	106	70	70
39	Urban - Urbaine.....	3,189	10,553	3.3	1,144	780	719	352	126	35	17	16
40	Division No. 7.....	4,116	14,432	3.5	1,346	1,024	924	419	206	78	50	69
41	Rural - Rurale.....	2,222	8,154	3.7	707	533	461	225	137	57	38	64
42	Farm - Agricole.....	111	396	3.6	39	24	16	15	13	3	1	-
43	Non-farm - Non agricole.....	2,111	7,758	3.7	668	509	445	210	124	54	37	64
44	Urban - Urbaine.....	1,894	6,278	3.3	639	491	463	194	69	21	12	5
45	Division No. 8.....	8,612	32,607	3.8	2,489	1,933	1,842	1,093	570	320	167	198
46	Rural - Rurale.....	6,818	26,417	3.9	1,937	1,494	1,390	870	491	293	151	192
47	Farm - Agricole.....	1,850	7,620	4.1	491	356	358	251	162	103	59	70
48	Non-farm - Non agricole.....	4,968	18,797	3.8	1,446	1,138	1,032	619	329	190	92	122
49	Urban - Urbaine.....	1,794	6,190	3.5	552	439	452	223	79	27	16	6
50	Division No. 9.....	4,355	16,330	3.7	1,298	1,066	923	457	244	127	111	129
51	Rural - Rurale.....	2,182	9,078	4.2	625	438	401	230	159	102	103	124
52	Farm - Agricole.....	58	258	4.4	11	16	9	10	2	3	2	5
53	Non-farm - Non agricole.....	2,124	8,820	4.2	614	422	392	220	157	99	101	119
54	Urban - Urbaine.....	2,173	7,252	3.3	673	628	522	227	85	25	8	5
55	Division No. 10.....	3,191	12,330	3.9	816	781	698	386	236	126	74	74
56	Rural - Rurale.....	2,331	9,175	3.9	591	575	472	277	184	103	62	67
57	Farm - Agricole.....	1,226	4,858	4.0	325	285	238	138	109	60	36	35
58	Non-farm - Non agricole.....	1,105	4,317	3.9	266	290	234	139	75	43	26	32
59	Urban - Urbaine.....	860	3,155	3.7	225	206	226	109	52	23	12	7

1. See Introduction for full explanation of types of family.  
2. Includes earnings "not stated" and "nil".

**TABLEAU 128. Familles selon l'importance numérique, le type, le nombre de membres figurant à la main-d'oeuvre et selon le gain des chefs salariés, comtés et divisions de recensement, régions rurales agricoles, rurales non agricoles, et urbaines, 1951 - fin**

Familles by type <sup>1</sup> Familles selon le type <sup>1</sup>			Familles by number of persons in the labour force Familles selon le nombre de personnes figurant à la main-d'oeuvre				Wage-earner families by earnings of head Familles de salariés selon le gain du chef							No
Maintain- ing own household — Main- tenant leur propre ménage	Not maintaining own household — Ne maintenant pas leur propre ménage		0	1	2+	Total <sup>2</sup>	Under \$1,000 — Moins de \$1,000	\$1,000- 1,999	\$2,000- 2,499	\$2,500- 2,999	\$3,000- 3,999	\$4,000- 5,999	\$6,000+	No
	Related — Parentes	Non- related — Non parentes												
1,934	70	25	609	1,094	326	374	65	98	92	44	30	18	—	1
1,934	70	25	609	1,094	326	374	65	98	92	44	30	18	—	2
535	25	5	26	396	143	25	14	5	—	1	—	2	—	3
1,399	45	20	583	698	183	349	51	93	92	43	30	16	—	4
278,850	11,872	9,123	40,430	193,749	65,666	190,998	12,428	34,388	49,030	39,666	35,044	10,933	3,525	5
84,463	2,838	1,157	15,098	58,843	14,517	46,706	4,506	11,222	11,261	7,934	7,210	1,884	474	6
25,183	1,059	288	3,094	17,987	5,449	8,800	1,723	3,326	1,832	814	487	91	23	7
59,280	1,779	869	12,004	40,856	9,168	37,906	2,783	7,896	9,429	7,120	6,723	1,793	451	8
194,387	9,034	7,966	25,332	134,906	51,149	144,792	7,922	23,166	37,769	31,732	27,834	9,049	3,051	9
6,367	183	118	577	4,776	1,315	4,919	226	663	1,249	1,153	1,216	248	54	10
3,423	93	52	387	2,540	641	2,439	147	453	773	478	427	75	13	11
576	25	11	123	379	110	191	26	64	42	20	19	—	1	12
2,847	68	41	264	2,161	531	2,248	121	389	731	458	408	75	12	13
2,944	90	66	190	2,236	674	2,480	79	210	476	675	789	173	41	14
14,493	473	177	1,604	10,658	2,881	10,546	671	1,520	1,975	2,702	2,620	585	142	15
7,389	268	63	1,024	5,359	1,337	4,761	439	1,027	935	998	887	182	86	16
2,313	137	16	274	1,646	546	1,130	232	435	195	145	61	1	1	17
5,076	131	47	750	3,713	791	3,631	207	592	740	853	826	181	85	18
7,104	205	114	580	5,299	1,544	5,785	232	493	1,040	1,704	1,733	403	56	19
18,802	630	299	2,656	13,174	3,901	10,632	1,263	3,121	2,573	1,558	1,259	338	67	20
10,567	344	107	1,391	7,571	2,056	5,301	783	1,850	1,104	684	474	107	20	21
5,178	225	42	535	3,792	1,118	1,903	430	800	349	117	88	13	4	22
5,389	119	65	856	3,779	938	3,398	353	1,050	755	567	386	94	16	23
8,235	286	192	1,265	5,603	1,845	5,331	480	1,271	1,469	874	785	231	47	24
158,144	7,537	6,571	21,464	109,914	40,874	112,466	7,073	19,817	29,971	23,268	19,730	6,666	2,568	25
25,302	767	260	4,392	17,626	4,311	12,783	1,491	3,621	3,257	1,832	1,475	338	85	26
9,350	338	95	891	6,775	2,117	3,247	590	1,232	765	296	143	34	9	27
15,952	429	165	3,501	10,851	2,194	9,536	901	2,389	2,492	1,536	1,332	304	76	28
132,842	6,770	6,311	17,072	92,288	36,563	99,683	5,582	16,196	26,714	21,436	18,255	6,328	2,483	29
52,793	1,924	1,298	9,289	35,715	11,011	35,530	1,900	6,023	9,524	7,695	6,743	2,073	481	30
18,927	550	220	3,669	13,088	2,940	11,661	677	1,996	3,003	2,309	2,286	734	155	31
2,369	83	35	317	1,664	506	1,002	148	287	242	141	105	27	6	32
16,558	467	185	3,352	11,424	2,434	10,659	529	1,709	2,761	2,168	2,181	707	149	33
33,866	1,374	1,078	5,620	22,627	8,071	23,869	1,223	4,027	6,521	5,386	4,457	1,339	326	34
9,255	333	174	1,601	6,271	1,890	5,412	505	1,341	1,358	890	828	273	31	35
6,204	242	127	1,297	4,171	1,105	3,209	396	943	758	467	401	91	13	36
2,326	117	49	466	1,569	457	690	162	302	120	34	30	7	1	37
3,878	125	78	831	2,602	648	2,519	236	641	638	433	371	84	12	38
3,051	91	47	304	2,100	785	2,203	107	398	600	423	427	182	18	39
3,887	141	88	558	2,759	799	2,988	90	201	410	780	997	330	101	40
2,100	77	45	458	1,383	381	1,399	48	120	212	314	410	164	73	41
107	4	—	13	76	22	44	6	5	10	4	10	3	1	42
1,993	73	45	445	1,307	359	1,355	42	115	202	310	400	161	72	43
1,787	64	43	100	1,376	418	1,589	42	81	198	466	587	166	28	44
8,169	266	177	1,459	5,613	1,540	4,626	437	1,093	1,134	836	707	175	36	45
6,486	205	127	1,370	4,303	1,145	3,436	385	906	870	551	433	97	20	46
1,747	78	25	395	1,127	328	449	91	163	88	43	25	2	—	47
4,739	127	102	975	3,176	817	2,987	294	743	782	508	408	95	20	48
1,683	61	50	89	1,310	395	1,190	52	187	264	285	274	78	16	49
3,876	291	188	938	2,540	877	2,503	103	334	562	562	626	194	41	50
1,833	217	132	863	1,088	231	934	45	168	225	182	203	62	9	51
53	2	3	3	34	21	27	3	6	9	6	2	1	—	52
1,780	215	129	860	1,054	210	907	42	162	216	176	201	61	9	53
2,043	74	56	75	1,452	646	1,569	58	166	337	380	423	132	32	54
3,064	94	33	284	2,329	578	1,376	160	275	274	222	318	51	4	55
2,232	75	24	247	1,714	370	783	93	138	124	119	214	34	—	56
1,164	50	12	77	925	224	117	35	32	12	8	4	3	—	57
1,068	25	12	170	789	146	666	58	106	112	111	210	31	—	58
832	19	9	37	615	208	593	67	137	150	103	104	17	4	59

1. Voir dans l'Introduction les explications complètes concernant les types de famille.  
2. Comprend les gains "non déclarés" et "aucun gain".

TABLE 129. Families by size, type, number of members in the labour force, and by earnings of wage-earner heads, for incorporated cities, towns, and villages of 1,000 population and over, 1951

No.	City, town, or village Cité, ville ou village	Total	Persons in families — Nombre de personnes dans les familles	Average number of persons per family — Moyenne de personnes par famille	Families by number of persons per family Familles selon le nombre de personnes par famille							
					2	3	4	5	6	7	8	9+
<b>Newfoundland</b>												
1	Bay Roberts .....	293	1,119	3.8	96	60	52	36	16	14	10	9
2	Carbonear .....	736	3,086	4.2	182	165	133	100	48	34	36	38
3	Channel-Port aux Basques .....	563	2,487	4.4	129	96	106	74	64	41	22	31
4	Corner Brook East .....	680	3,177	4.7	132	136	120	83	69	49	33	58
5	Corner Brook West .....	1,342	6,350	4.7	219	282	264	176	142	75	68	116
6	Curling .....	725	3,357	4.6	127	155	126	110	69	48	30	60
7	Deer Lake .....	546	2,472	4.5	86	115	119	78	55	38	22	33
8	Fogo .....	238	1,011	4.2	60	47	38	37	22	12	11	11
9	Grand Bank .....	495	1,964	4.0	140	100	98	69	33	24	12	19
10	Harbour Grace .....	547	2,112	3.9	168	125	90	68	35	29	13	19
11	Lewisporte .....	263	1,142	4.3	56	56	49	33	27	16	14	12
12	St. Anthony .....	280	1,191	4.3	48	63	73	34	28	14	11	9
13	St. John's .....	11,427	46,179	4.0	2,863	2,621	2,247	1,530	864	547	325	430
14	St. Lawrence .....	294	1,363	4.6	59	59	45	39	33	15	23	21
15	Wabana .....	1,207	6,175	5.1	194	200	202	171	112	86	92	150
16	Wesleyville .....	306	1,233	4.0	78	68	56	45	21	17	13	8
17	Windsor .....	701	3,498	5.0	101	131	124	92	79	64	42	68
<b>Prince Edward Island</b>												
18	Charlottetown .....	3,483	12,807	3.7	1,098	838	672	401	213	125	54	82
19	Montague .....	239	878	3.7	70	61	43	36	15	6	3	5
20	Souris .....	254	1,065	4.2	65	62	46	21	23	11	12	14
21	Summerside .....	1,501	5,705	3.8	452	333	301	174	108	57	38	38
<b>Nova Scotia</b>												
22	Amherst .....	2,400	8,592	3.6	795	586	454	277	149	59	35	45
23	Antigonish .....	560	2,274	4.1	139	127	105	74	56	23	16	20
24	Berwick .....	268	889	3.3	93	71	59	28	12	3	3	2
25	Bridgetown .....	272	865	3.2	106	79	47	24	10	3	2	1
26	Bridgewater .....	1,044	3,523	3.4	359	307	187	110	35	21	8	17
27	Canso .....	266	1,171	4.4	65	45	54	27	25	20	16	14
28	Clark's Harbour .....	238	936	3.9	52	69	51	23	16	15	6	6
29	Dartmouth .....	3,693	13,026	3.5	1,024	1,083	852	396	183	80	39	36
30	Digby .....	480	1,721	3.6	141	131	98	55	26	15	10	4
31	Dominion .....	639	2,940	4.6	109	113	133	106	74	41	25	38
32	Glace Bay .....	5,465	23,529	4.3	1,145	1,219	1,080	757	492	305	191	276
33	Halifax .....	19,016	66,662	3.5	6,218	4,967	3,808	2,084	973	451	234	281
34	Hantsport .....	294	1,026	3.5	104	70	50	34	25	5	2	4
35	Inverness .....	468	2,121	4.5	80	113	77	77	48	21	20	32
36	Kentville .....	978	3,180	3.3	378	246	204	86	35	17	5	7
37	Liverpool .....	853	3,132	3.7	267	204	170	99	54	27	13	19
38	Lockeport .....	285	1,075	3.8	77	69	60	38	21	12	3	5
39	Louisburg .....	267	994	3.7	79	65	51	35	14	12	7	4
40	Lunenburg .....	825	2,457	3.0	357	247	148	49	13	5	3	3
41	Mahone Bay .....	286	878	3.1	116	94	40	23	7	3	1	2
42	Middleton .....	377	1,273	3.4	135	95	87	33	11	6	3	7
43	Mulgrave .....	247	1,024	4.1	59	52	52	33	21	7	11	12
44	New Glasgow .....	2,411	8,424	3.5	840	609	476	233	116	53	31	53
45	New Waterford .....	2,138	9,761	4.6	375	456	398	323	204	146	93	143
46	North Sydney .....	1,656	6,655	4.0	416	391	332	195	132	85	47	58
47	Oxford .....	370	1,267	3.4	146	85	65	31	17	13	8	5
48	Parrsboro .....	468	1,649	3.5	161	123	81	44	26	17	13	3
49	Pictou .....	994	3,770	3.8	279	241	191	131	75	39	19	19
50	Port Hawkesbury .....	225	894	4.0	56	58	39	27	26	10	1	8
51	Shelburne .....	479	1,823	3.8	141	112	90	63	30	20	13	10
52	Springhill .....	1,865	6,505	3.5	620	501	367	182	98	40	31	26
53	Stellarton .....	1,370	5,048	3.7	396	346	281	162	94	45	26	20
54	Stewiacke .....	235	905	3.9	75	75	52	20	12	8	8	11
55	Sydney .....	7,080	27,875	3.9	1,816	1,717	1,428	872	553	302	181	211
56	Sydney Mines .....	1,808	7,732	4.3	420	428	314	229	152	85	65	115

1. See Introduction for full explanation of types of family.  
2. Includes earnings "not stated" and "nil".

**TABLEAU 129. Familles, selon l'importance numérique, le type, et le nombre de membres figurant à la main-d'oeuvre et selon le gain des chefs salariés, cités, villes et villages constitués de 1,000 et plus, 1951**

Familles by type <sup>1</sup> — Familles selon le type <sup>1</sup>			Familles by number of persons in the labour force — Familles selon le nombre de personnes figurant à la main-d'oeuvre			Wage-earner families by earnings of head — Familles de salariés selon le gain du chef								No
Maintain- ing own household — Main- tenant leur propre ménage	Not maintaining own household — Ne maintenant pas leur propre ménage		0	1	2+	Total <sup>2</sup>	Under \$1,000 — Moins de \$1,000	\$1,000- 1,999	\$2,000- 2,499	\$2,500- 2,999	\$3,000- 3,999	\$4,000- 5,999	\$6,000+	No
	Related — Parentes	Non-related — Non parentes												
253	37	3	46	185	62	165	56	63	19	8	9	5	2	1
629	103	4	101	470	165	429	157	182	44	15	12	8	4	2
503	47	13	42	391	130	417	61	127	76	74	58	7	4	3
610	57	13	47	466	167	577	34	108	127	139	129	33	2	4
1,183	126	33	71	932	339	1,064	46	195	180	232	314	79	4	5
622	93	10	71	480	174	498	47	141	91	84	105	19	—	6
488	40	18	33	392	121	463	52	196	89	46	54	15	5	7
214	21	3	28	152	58	105	63	19	7	4	2	—	—	8
451	36	8	55	335	105	339	113	155	28	16	14	6	—	9
454	74	19	89	352	106	295	86	139	40	9	8	3	2	10
235	21	7	26	191	46	191	31	68	30	24	21	1	1	11
239	38	3	6	142	132	159	75	63	8	5	3	—	—	12
9,572	1,292	563	949	7,362	3,116	8,143	707	2,624	2,075	1,078	920	391	158	13
268	23	3	18	196	80	239	20	109	76	19	8	3	3	14
1,065	126	16	89	847	271	992	63	235	435	170	52	13	2	15
257	49	—	34	207	65	152	121	24	1	1	—	—	—	16
610	59	32	73	474	154	543	55	123	116	126	101	11	1	17
3,041	274	168	362	2,168	953	2,246	264	894	403	251	235	85	35	18
223	13	3	31	154	54	130	38	55	11	11	5	1	2	19
235	19	—	43	165	46	95	30	39	17	1	2	—	—	20
1,358	95	48	129	1,001	371	1,062	149	485	189	77	78	42	20	21
2,117	204	79	293	1,623	484	1,599	193	658	334	166	125	50	16	22
523	23	14	59	406	95	346	39	123	76	42	34	14	10	23
241	23	4	22	189	57	165	30	86	23	8	13	1	—	24
239	24	9	48	175	49	145	23	48	38	6	13	5	4	25
929	80	35	101	759	184	697	77	242	121	86	101	35	13	26
237	21	8	41	164	61	103	27	42	13	5	6	2	—	27
205	28	5	19	154	65	81	36	35	5	—	3	1	—	28
3,109	269	315	217	2,674	802	3,019	112	738	871	554	505	148	30	29
438	30	12	60	321	99	262	26	122	54	23	14	8	—	30
576	58	5	70	422	147	473	2	40	219	139	50	8	—	31
4,865	519	81	592	3,670	1,203	3,989	194	522	1,334	1,104	624	66	10	32
16,071	1,547	1,398	1,376	12,902	4,738	14,578	897	4,182	3,764	2,120	1,864	951	390	33
274	16	4	37	207	50	201	21	56	70	12	10	7	6	34
427	36	5	77	274	117	274	33	103	70	31	15	3	—	35
864	66	48	110	689	179	681	62	193	125	98	128	52	13	36
780	58	15	92	599	162	568	88	134	94	69	83	58	23	37
273	9	3	21	207	57	143	29	70	16	8	6	2	—	38
240	25	2	37	184	46	142	13	56	40	19	7	1	—	39
658	67	100	73	587	165	592	71	295	117	42	34	11	11	40
249	25	12	49	167	70	166	19	98	20	14	5	5	—	41
326	21	30	50	258	69	249	20	110	42	21	30	13	3	42
226	16	5	25	170	52	165	16	29	45	38	28	6	—	43
2,151	170	90	211	1,630	570	1,678	163	514	455	224	201	61	18	44
1,941	176	21	162	1,479	497	1,659	50	173	413	608	325	40	3	45
1,378	180	98	198	1,135	323	1,145	106	442	326	130	89	15	4	46
338	23	9	55	240	75	199	50	101	17	7	8	3	—	47
436	25	7	88	283	97	245	94	83	30	11	11	—	1	48
896	71	27	133	657	204	637	104	234	135	61	48	14	6	49
208	15	2	31	151	43	140	19	46	40	18	10	3	—	50
434	31	14	53	319	107	302	58	159	47	18	12	2	—	51
1,678	163	24	262	1,305	298	1,350	80	370	531	260	71	5	2	52
1,240	112	18	118	927	325	1,022	60	206	329	183	193	33	1	53
219	14	2	27	163	45	140	19	79	23	8	8	1	—	54
5,799	672	609	442	5,003	1,635	5,497	189	584	1,537	1,778	1,026	219	58	55
1,603	184	21	211	1,187	410	1,285	70	278	475	303	102	15	4	56

1. Voir dans l'Introduction les explications complètes concernant les types de famille.  
2. Comprend les gains "non déclarés" et "aucun gain".

TABLE 129. Families by size, type, number of members in the labour force, and by earnings of wage-earner heads, for incorporated cities, towns, and villages of 1,000 population and over, 1951 - Continued

No.	City, town, or village Cité, ville ou village	Total	Persons in families — Nombre de personnes dans les familles	Average number of persons per family — Moyenne de personnes par famille	Families by number of persons per family Familles selon le nombre de personnes par famille							
					2	3	4	5	6	7	8	9+
<b>Nova Scotia—Con.—fin</b>												
1	Trenton .....	733	2,834	3.9	186	183	156	91	55	27	15	20
2	Truro .....	2,653	8,941	3.4	978	649	559	230	137	49	24	27
3	Westville .....	1,054	3,905	3.7	335	255	194	112	78	38	15	27
4	Windsor .....	811	2,858	3.5	286	191	155	93	38	21	12	15
5	Wolfville .....	567	1,868	3.3	231	131	99	59	23	17	2	5
6	Yarmouth .....	1,929	6,882	3.6	619	477	416	207	94	53	26	37
<b>New Brunswick</b>												
7	Bathurst .....	953	3,818	4.0	227	221	192	144	77	41	19	32
8	Campbellton .....	1,688	6,801	4.0	429	391	330	199	144	87	50	58
9	Chatham .....	1,126	4,462	4.0	273	281	239	134	82	57	23	37
10	Dalhousie .....	1,012	4,587	4.5	180	216	201	147	99	56	48	65
11	Dieppe .....	782	3,241	4.1	181	163	147	134	65	44	23	25
12	Edmundston .....	2,264	9,782	4.3	468	523	442	293	200	140	78	120
13	Fredericton .....	4,043	13,601	3.4	1,341	1,128	853	423	178	66	32	22
14	Grand Falls .....	520	2,142	4.1	114	122	112	69	44	24	15	20
15	Hartland .....	261	883	3.4	100	63	45	30	11	7	2	3
16	Marysville .....	545	1,931	3.5	169	149	106	60	31	16	8	6
17	Milltown .....	574	1,968	3.4	196	159	104	52	32	23	4	4
18	Moncton .....	6,424	22,275	3.5	2,196	1,655	1,289	631	335	149	77	92
19	Newcastle .....	927	3,759	4.1	233	216	177	109	87	46	27	32
20	St. Andrews .....	382	1,222	3.2	148	108	67	33	18	5	1	2
21	St. George .....	319	1,129	3.5	111	81	52	39	17	8	4	7
22	Saint John .....	12,224	43,036	3.5	4,124	3,127	2,313	1,304	648	317	208	183
23	St. Leonard .....	268	1,273	4.8	56	55	37	30	28	20	15	27
24	St. Stephen .....	964	3,063	3.2	406	239	171	91	32	14	4	7
25	Sackville .....	721	2,451	3.4	254	191	139	74	32	16	5	10
26	Shediac .....	413	1,672	4.0	124	77	83	46	33	19	12	19
27	Shippegan .....	217	1,058	4.9	33	44	41	26	27	15	14	17
28	Sunny Brae .....	471	1,740	3.7	117	147	85	62	33	14	5	8
29	Sussex .....	822	2,780	3.4	291	219	161	80	41	12	8	10
30	Woodstock .....	1,003	3,396	3.4	360	255	211	90	40	23	13	11
<b>Québec</b>												
31	Acton Vale .....	682	3,047	4.5	143	144	126	92	61	45	23	48
32	Amos .....	805	3,646	4.5	151	186	121	116	86	57	36	52
33	Amqui .....	481	2,361	4.9	79	84	86	75	59	22	27	49
34	Arthabaska .....	366	1,631	4.5	98	58	61	46	37	26	17	23
35	Arvida .....	2,125	10,319	4.9	339	399	394	290	237	165	110	191
36	Asbestos .....	1,807	7,709	4.3	369	398	356	274	176	98	54	82
37	Aylmer .....	929	3,975	4.3	194	167	215	149	96	46	23	39
38	Bagotville .....	774	3,950	5.1	131	141	134	84	73	57	61	93
39	Baie-Comeau .....	789	3,271	4.1	180	175	155	113	73	39	24	30
40	Baie-de-Shawinigan .....	240	1,180	4.9	34	46	49	26	28	18	16	23
41	Baie-St-Paul .....	480	2,214	4.6	97	96	70	75	52	40	17	33
42	Beaconsfield .....	511	1,765	3.5	165	128	117	64	19	8	5	5
43	Beauceville .....	214	1,020	4.8	53	37	29	23	23	13	13	23
44	Beauceville E. ....	306	1,437	4.7	62	58	49	42	36	22	10	27
45	Beauharnois .....	1,221	5,051	4.1	285	277	236	168	109	65	30	51
46	Beauport .....	988	4,694	4.8	190	171	177	137	114	69	44	86
47	Beauport E. ....	222	1,050	4.7	42	43	38	34	19	16	11	19
48	Bedford .....	518	1,832	3.5	187	128	93	48	27	16	7	12
49	Beebe Plain .....	320	1,183	3.7	108	73	52	37	23	13	7	7
50	Belleterre .....	190	956	5.0	25	29	35	38	26	12	10	15
51	Beloeil .....	685	2,752	4.0	174	162	143	82	50	26	18	30
52	Bernierville .....	188	811	4.3	43	39	37	22	16	13	9	9
53	Berthierville .....	705	3,003	4.3	170	150	126	95	64	29	26	43
54	Bic .....	222	999	4.5	56	43	34	25	23	16	8	17
55	Black Lake .....	566	2,619	4.6	115	99	102	80	67	34	25	44
56	Boucherville .....	346	1,427	4.1	95	74	64	42	28	12	13	18
57	Bourlamaque .....	543	2,180	4.0	101	134	138	74	52	24	12	8
58	Bromptonville .....	427	1,887	4.4	96	80	80	59	44	24	22	22
59	Brownsburg .....	756	2,881	3.8	201	188	169	81	49	37	11	20
60	Buckingham .....	1,407	5,620	4.0	337	333	287	191	116	72	36	33

1. See Introduction for full explanation of types of family.  
2. Includes earnings "not stated" and "nil".

TABLEAU 129. Familles, selon l'importance numérique, le type, et le nombre de membres figurant à la main-d'oeuvre et selon le gain des chefs salariés, cités, villes et villages constitués de 1,000 et plus, 1951 - suite.

Familles by type <sup>1</sup> Familles selon le type <sup>1</sup>			Familles by number of persons in the labour force Familles selon le nombre de personnes figurant à la main-d'oeuvre			Wage-earner families by earnings of head Familles de salariés selon le gain du chef								No
Maintain- ing own household — Main- tenant leur propre ménage	Not maintaining own household — Ne maintenant pas leur propre ménage		0	1	2+	Total <sup>2</sup>	Under \$1,000 — Moins de \$1,000	\$1,000- 1,999	\$2,000- 2,499	\$2,500- 2,999	\$3,000- 3,999	\$4,000- 5,999	\$6,000+	No
	Related. — Parentes	Non- related — Non parentes												
668	51	14	64	503	166	576	69	221	176	77	23	2	—	1
2,390	148	115	278	1,730	645	1,802	208	567	380	241	268	112	15	2
960	89	5	110	720	224	761	78	191	291	137	50	5	—	3
732	55	24	90	546	175	511	70	295	109	46	41	16	6	4
509	38	20	91	335	141	323	55	126	37	29	46	10	4	5
1,769	130	30	241	1,249	439	1,227	204	527	212	106	67	26	12	6
874	64	15	64	680	209	712	49	120	147	143	146	48	26	7
1,502	138	48	128	1,174	386	1,193	125	293	249	184	211	80	14	8
1,003	105	18	117	790	219	795	94	335	214	59	51	16	1	9
928	77	7	84	732	196	782	34	99	144	136	241	81	29	10
704	62	16	59	565	158	644	34	178	198	140	51	19	4	11
2,080	156	28	133	1,607	524	1,754	107	357	336	339	413	117	40	12
3,717	232	94	333	2,724	986	2,897	164	937	637	422	394	226	55	13
487	27	6	43	342	135	322	60	144	56	29	17	4	—	14
235	20	6	19	194	48	158	19	81	27	10	6	3	1	15
483	54	8	35	327	183	450	29	102	173	100	28	12	2	16
502	65	7	31	317	226	466	24	163	149	77	38	9	2	17
5,698	445	281	568	4,423	1,433	4,770	171	861	1,216	1,045	879	366	103	18
835	80	12	93	595	239	623	91	201	132	82	64	32	9	19
358	22	2	32	287	63	235	17	121	48	17	11	11	2	20
298	20	1	34	196	89	206	19	66	65	26	18	1	1	21
11,120	754	350	1,002	8,174	3,048	9,005	836	3,177	2,405	1,086	773	275	101	22
248	10	10	27	176	65	186	23	105	16	27	8	—	—	23
878	71	15	99	572	293	630	59	262	140	71	66	16	7	24
646	58	17	70	496	155	519	10	172	172	50	62	25	8	25
366	33	14	74	249	90	240	56	68	57	24	23	3	2	26
197	20	—	19	148	50	149	23	76	22	5	2	—	—	27
425	32	14	35	326	110	387	19	83	123	80	56	19	2	28
763	46	13	102	563	157	528	62	243	105	54	33	18	4	29
927	59	17	112	719	172	633	101	245	93	67	79	20	5	30
655	24	3	46	431	205	492	41	211	157	38	15	6	—	31
776	18	11	25	581	199	513	39	166	146	64	53	20	4	32
459	20	2	38	335	108	293	46	156	49	12	11	3	2	33
346	16	4	33	218	115	219	39	121	39	11	4	1	—	34
1,874	84	167	36	1,686	403	1,965	14	55	197	792	658	172	57	35
1,733	42	32	66	1,366	375	1,517	44	139	250	580	399	71	13	36
820	96	13	45	673	211	725	31	251	174	86	102	47	4	37
706	56	12	47	508	219	581	27	246	162	73	35	3	1	38
558	58	173	8	622	159	728	6	25	41	153	310	141	46	39
227	13	—	21	157	62	200	14	31	31	80	66	8	—	40
449	28	3	52	317	111	242	79	120	22	4	6	—	—	41
453	35	23	34	352	125	378	11	41	54	51	106	58	48	42
204	—	10	20	136	58	125	29	73	13	2	4	1	—	43
297	9	—	20	198	88	175	33	69	33	17	8	3	2	44
1,123	43	55	53	891	277	967	34	121	235	263	238	48	8	45
921	57	10	62	659	267	668	20	256	182	93	71	33	7	46
212	9	1	16	152	54	159	14	46	53	26	11	3	—	47
488	20	10	34	315	169	356	14	161	87	48	20	11	1	48
305	13	2	30	191	99	227	30	81	55	30	16	3	1	49
190	—	—	7	160	23	157	7	24	60	50	9	—	—	50
649	31	5	35	500	150	492	30	132	141	69	65	31	10	51
180	6	2	34	114	40	100	10	73	10	4	1	—	—	52
643	55	7	43	442	220	465	55	220	100	35	34	12	1	53
210	11	1	33	133	56	109	22	55	19	6	4	1	—	54
543	23	—	26	422	118	442	20	42	178	141	50	1	—	55
319	21	6	27	240	79	229	21	92	68	24	14	4	1	56
524	9	10	14	443	86	448	7	31	224	58	71	30	19	57
405	19	3	38	267	122	308	18	126	97	36	21	2	2	58
719	29	8	55	468	233	582	40	128	201	104	77	19	3	59
1,266	120	21	90	1,002	315	1,074	81	179	251	316	160	50	21	60

1. Voir dans l'introduction les explications complètes concernant les types de famille.  
2. Comprend les gains "non déclarés" et "aucun gain".

TABLE 129. Families by size, type, number of members in the labour force, and by earnings of wage-earner heads, for incorporated cities, towns, and villages of 1,000 population and over, 1951 - Continued

No.	City, town, or village Cité, ville ou village	Total	Persons in families — Nombre de personnes dans les familles	Average number of persons per family — Moyenne de personnes par famille	Families by number of persons per family Familles selon le nombre de personnes par famille								
					2	3	4	5	6	7	8	9+	
Québec—Con.—suite													
1	Cabano.....	547	2,398	4.4	114	107	112	74	55	39	21	25	
2	Cadillac.....	293	1,337	4.6	58	51	54	41	36	26	11	16	
3	Cap-Chat.....	320	1,546	4.8	64	51	48	51	40	17	20	29	
4	Cap-de-la-Madeleine.....	3,905	17,729	4.5	766	822	704	548	379	266	158	262	
5	Causapsal.....	473	2,410	5.1	79	79	85	61	48	32	28	61	
6	Chambly-Bassin.....	457	1,795	3.9	126	108	85	52	37	27	7	15	
7	Chambly-Canton.....	397	1,450	3.7	120	99	87	43	21	13	6	8	
8	Chambord.....	196	1,030	5.3	31	29	27	34	23	12	17	23	
9	Chandler.....	436	2,148	4.9	68	74	78	65	53	38	22	38	
10	Charlemagne.....	377	1,755	4.7	82	76	56	47	34	30	21	31	
11	Charlesbourg.....	1,096	5,266	4.8	192	169	216	174	122	84	46	93	
12	Charny.....	711	3,131	4.4	154	146	136	88	72	46	22	47	
13	Châteauguay.....	523	1,980	3.8	141	127	110	75	36	15	6	13	
14	Chicoutimi.....	4,075	20,379	5.0	651	751	692	563	411	341	227	439	
15	Clermont.....	387	1,977	5.1	60	68	56	62	43	29	28	41	
16	Coaticook.....	1,369	5,709	4.2	364	283	253	161	120	76	40	72	
17	Contrecoeur.....	314	1,294	4.1	93	67	55	32	25	16	6	20	
18	Cookshire.....	291	1,043	3.6	115	56	49	34	18	8	1	10	
19	Côte-St-Luc.....	294	1,000	3.4	113	62	59	34	16	5	—	5	
20	Courville.....	667	2,968	4.4	136	143	122	100	54	35	32	45	
21	Cowansville.....	998	3,995	4.0	246	237	193	125	101	39	30	27	
22	Danville.....	459	1,875	4.1	128	95	81	53	43	30	10	19	
23	DeLéry.....	297	1,104	3.7	93	57	75	33	16	9	9	5	
24	Deschailions-sur-St-Laurent.....	238	1,040	4.4	70	46	27	25	24	18	9	19	
25	Deschênes.....	254	1,111	4.4	47	55	51	40	22	15	13	11	
26	Disraëli.....	470	1,990	4.2	140	83	73	52	48	26	18	30	
27	Dolbeau.....	771	3,924	5.1	108	138	129	115	93	78	34	76	
28	Donnacana.....	781	3,512	4.5	170	161	140	98	66	54	38	54	
29	Dorion.....	588	2,250	3.8	155	136	134	78	42	16	11	16	
30	Dorval.....	1,327	4,838	3.6	366	336	315	174	69	32	12	23	
31	Drummondville.....	3,109	12,583	4.0	763	703	660	398	240	145	87	113	
32	Drummondville W.-O.....	280	1,231	4.4	43	65	68	36	29	15	13	11	
33	Duparquet.....	316	1,323	4.2	58	86	66	35	32	18	11	10	
34	East Angus.....	848	3,470	4.1	210	189	173	104	71	41	23	37	
35	Farnham.....	1,176	4,271	3.6	380	277	233	120	84	42	24	16	
36	Ferme-Neuve.....	339	1,592	4.7	73	62	43	54	41	22	14	30	
37	Fort-Coulonge.....	287	1,325	4.6	63	58	39	38	28	26	15	20	
38	Gaspé.....	267	1,196	4.5	53	54	57	34	23	15	14	17	
39	Gatineau.....	1,267	5,459	4.3	246	310	240	175	113	84	32	67	
40	Giffard.....	1,296	6,042	4.7	232	245	243	190	152	85	59	90	
41	Granby.....	4,942	19,838	4.0	1,325	1,161	899	609	375	235	135	203	
42	Grand' Mère.....	2,404	10,319	4.3	511	549	471	321	214	127	78	133	
43	Greenfield Park.....	877	3,168	3.6	247	228	199	108	56	20	7	12	
44	Grenville.....	245	960	3.9	60	55	37	24	20	12	8	9	
45	Hampstead.....	917	2,982	3.3	296	244	259	94	19	2	3	—	
46	Hébertville-Station.....	190	990	5.2	30	30	29	25	23	16	16	21	
47	Hudson.....	335	1,168	3.5	97	87	79	51	11	7	1	2	
48	Hull.....	9,916	39,720	4.0	2,491	2,333	2,001	1,262	772	431	279	347	
49	Huntingdon.....	664	2,401	3.6	226	149	126	77	47	14	12	13	
50	Iberville.....	1,206	4,829	4.0	304	267	261	153	94	59	24	44	
51	Jacques-Cartier.....	4,908	21,341	4.3	1,002	1,016	981	741	473	281	168	246	
52	Joliette.....	3,215	13,916	4.3	711	679	601	435	296	213	117	163	
53	Jonquière.....	3,999	20,658	5.2	568	723	660	538	430	359	249	472	
54	Kénogami.....	1,862	9,456	5.1	299	334	303	260	202	143	107	214	
55	Knowlton.....	263	926	3.5	104	49	48	29	13	10	7	3	
56	Labelle.....	212	929	4.4	51	50	29	25	22	14	8	13	
57	L'Abord-à-Plouffe.....	1,060	4,309	4.1	259	211	244	153	74	54	26	39	
58	Lac-au-Saumon.....	275	1,406	5.1	43	49	43	37	27	25	18	33	
59	Lachine.....	6,751	24,399	3.6	1,885	1,843	1,514	774	352	185	99	99	
60	Lachute.....	1,414	5,537	3.9	402	306	281	182	97	62	37	47	
61	Lacolle.....	247	939	3.8	83	55	38	26	19	11	7	8	
62	Lac-St-Louis.....	286	1,235	4.3	71	65	46	26	24	27	12	15	
63	La Guadeloupe.....	257	1,226	4.8	58	52	32	33	22	20	10	30	
64	La Malbaie.....	461	2,236	4.9	91	75	69	67	49	47	28	35	
65	La Pêrade.....	231	976	4.2	46	65	39	31	20	12	6	12	

1. See Introduction for full explanation of types of family.  
2. Includes earnings "not stated" and "nil".



**TABLEAU 129. Familles, selon l'importance numérique, le type, et le nombre de membres figurant à la main-d'oeuvre et selon le gain des chefs salariés, cités, villes et villages constitués de 1,000 et plus, 1951 - suite**

Familles by type <sup>1</sup> — Familles selon le type <sup>1</sup>			Familles by number of persons in the labour force — Familles selon le nombre de personnes figurant à la main-d'oeuvre			Wage-earner families by earnings of head — Familles de salariés selon le gain du chef								No
Maintain- ing own household — Main- tenant leur propre ménage	Not maintaining own household — Ne maintenant pas leur propre ménage		0	1	2+	Total <sup>2</sup>	Under \$1,000 — Moins de \$1,000	\$1,000- 1,999	\$2,000- 2,499	\$2,500- 2,999	\$3,000- 3,999	\$4,000- 5,999	\$6,000+	No
	Related — Parentes	Non-related — Non parentes												
490	54	3	24	368	155	409	31	226	81	30	20	4	2	1
284	6	3	19	226	48	228	6	77	97	26	9	5	1	2
297	23	—	30	214	76	201	61	75	35	9	3	2	1	3
3,675	198	32	197	2,610	1,098	3,104	202	703	778	695	547	91	15	4
437	30	6	33	344	96	331	33	158	85	22	10	—	1	5
434	12	11	41	300	116	318	13	86	96	51	52	13	5	6
362	29	6	27	242	128	293	15	89	77	49	28	17	13	7
183	13	—	19	138	39	124	27	41	31	13	9	1	—	8
385	45	6	23	324	89	319	29	30	58	78	97	16	—	3
356	15	6	20	268	89	301	31	87	118	45	12	—	—	9
1,047	28	21	54	794	248	801	39	256	248	104	69	17	—	4
664	36	11	51	484	176	548	9	67	105	132	188	40	—	12
486	30	7	37	367	119	388	12	63	97	93	77	26	—	7
3,730	302	43	173	2,858	1,044	3,127	199	620	816	841	443	84	36	14
371	14	2	17	276	94	281	3	33	100	75	51	13	—	15
1,279	58	32	140	842	387	874	66	479	205	59	24	7	—	16
286	23	5	21	196	97	211	22	103	63	6	6	4	—	17
277	12	2	40	194	57	166	19	81	40	10	8	2	—	18
283	8	3	21	214	59	201	5	18	25	24	34	47	—	19
609	43	15	36	451	180	523	22	161	207	76	43	8	—	20
932	39	27	53	699	246	759	19	316	253	77	48	19	—	11
433	23	3	49	320	90	322	11	81	35	105	73	11	—	22
276	20	1	23	200	74	209	3	27	39	47	37	22	—	18
212	23	3	32	154	52	129	37	59	16	7	4	—	—	24
225	8	21	16	198	40	212	8	87	74	18	10	1	—	25
444	25	1	89	278	103	244	48	74	54	46	16	—	—	26
732	30	9	29	565	177	581	24	103	96	114	153	68	—	16
742	30	9	23	546	212	661	6	32	75	295	166	61	—	17
545	22	21	38	434	116	400	27	64	132	64	62	27	—	9
1,200	74	53	74	1,002	251	1,057	16	132	179	187	228	181	105	30
2,937	133	39	145	2,086	878	2,303	125	640	686	420	262	86	—	36
268	11	1	2	230	48	227	11	46	55	54	40	9	—	3
299	14	3	18	243	55	255	5	16	39	87	86	6	—	2
791	53	4	74	582	192	618	23	109	210	155	77	20	—	3
1,086	33	57	82	824	270	853	34	195	257	165	133	40	—	7
332	6	1	35	226	78	207	27	127	32	5	5	—	—	3
265	18	4	27	179	81	188	15	103	42	9	8	2	—	1
232	30	5	12	183	72	182	9	32	32	17	8	1	—	2
1,163	86	18	32	943	292	1,074	23	139	207	349	235	70	—	44
1,233	49	14	46	965	285	1,005	24	294	351	159	111	32	—	5
4,611	236	95	295	3,088	1,559	3,504	225	1,226	1,235	433	240	92	—	32
2,272	110	22	118	1,648	638	1,821	156	436	495	318	269	81	—	26
798	61	18	54	579	244	708	19	86	210	207	129	37	—	7
223	17	5	19	176	50	173	10	60	65	13	17	4	—	3
899	12	6	37	688	192	608	8	14	15	11	68	190	—	291
176	14	—	9	124	57	126	23	44	34	9	8	4	—	46
310	19	6	19	234	82	239	23	52	39	26	31	40	—	25
8,717	810	389	438	6,533	2,945	8,113	478	2,263	2,444	1,437	1,003	232	—	30
598	35	31	61	417	186	458	51	157	126	55	40	9	—	5
1,114	63	29	57	831	318	888	59	386	244	107	51	20	—	8
4,494	321	93	205	3,511	1,192	4,140	526	1,556	1,215	511	196	16	—	3
3,039	138	38	210	2,123	882	2,214	140	710	640	368	227	67	—	13
3,685	249	65	174	2,827	998	3,219	149	437	809	1,027	610	67	—	8
1,732	92	38	90	1,368	404	1,554	54	166	296	522	353	100	—	34
244	16	3	69	160	34	113	3	54	28	5	5	4	—	—
199	13	—	24	150	38	123	3	55	15	6	3	—	—	56
993	48	19	51	790	219	805	18	260	300	144	55	12	—	4
242	30	3	20	164	91	164	46	95	16	4	2	—	—	58
6,014	495	242	271	4,572	1,908	5,559	145	797	1,466	1,197	1,057	636	—	200
1,332	72	10	113	1,003	298	944	75	265	313	144	87	28	—	10
234	3	10	17	183	47	160	42	22	42	40	32	5	—	61
271	13	2	22	195	69	223	8	42	50	51	61	3	—	5
247	10	—	16	163	78	210	35	46	14	2	3	—	—	62
425	36	—	32	297	132	267	18	92	88	29	19	8	—	1
218	13	—	19	146	66	133	20	53	31	11	13	3	—	2

1. Voir dans l'Introduction les explications complètes concernant les types de famille.  
2. Comprend les gains "non déclarés" et "aucun gain".

TABLE 129. Families by size, type, number of members in the labour force, and by earnings of wage-earner heads, for incorporated cities, towns, and villages of 1,000 population and over, 1951 - Continued

No.	City, town, or village Cité, ville ou village	Total	Persons in families — Nombre de personnes dans les familles	Average number of persons per family — Moyenne de personnes par famille	Families by number of persons per family Familles selon le nombre de personnes par famille							
					2	3	4	5	6	7	8	9+
					<b>Québec—Con.—suite</b>							
1	Laprairie .....	893	3,507	3.9	244	198	183	107	70	48	17	26
2	La Providence .....	624	2,481	4.0	152	161	118	87	37	26	19	24
3	Lasalle .....	2,943	10,767	3.7	818	796	644	340	166	87	43	49
4	La Sarre .....	520	2,442	4.7	95	98	101	81	44	32	24	45
5	L'Assomption .....	518	2,332	4.5	119	86	97	81	48	33	18	36
6	La Tuque .....	1,953	8,840	4.5	383	388	367	271	195	138	92	119
7	Laurentides .....	327	1,333	4.1	104	74	42	30	28	21	10	18
8	Lauzon .....	1,948	8,801	4.5	390	416	359	253	187	111	101	131
9	Laval-des-Rapides .....	852	3,471	4.1	209	197	164	111	72	45	22	32
10	Laval-Ouest .....	496	1,807	3.6	171	102	98	62	30	13	8	12
11	Le Moine .....	933	3,808	4.1	225	231	178	123	54	55	27	40
12	Lennoxville .....	740	2,404	3.2	286	184	144	79	27	11	3	6
13	L'Épiphanie .....	509	2,300	4.5	108	120	83	66	39	29	21	43
14	Lévis .....	2,458	10,754	4.4	540	505	476	352	204	132	99	150
15	Longueuil .....	2,655	10,008	3.8	757	642	514	369	170	102	43	58
16	Loretteville .....	885	4,068	4.6	169	182	163	129	80	57	38	67
17	Louiseville .....	835	3,675	4.4	209	166	140	103	71	49	38	59
18	Luceville .....	202	987	4.9	39	41	29	25	22	12	12	22
19	Macamic .....	181	889	4.9	41	30	34	17	7	15	10	27
20	Mackayville .....	1,498	6,156	4.1	364	327	289	203	120	102	51	42
21	Magog .....	2,683	11,347	4.2	620	597	518	344	244	135	89	136
22	Malartic .....	1,206	5,370	4.5	232	237	235	180	132	83	47	60
23	Maniwaki .....	747	3,497	4.7	133	157	128	100	87	42	36	64
24	Marieville .....	638	2,416	3.8	207	144	116	60	51	24	15	21
25	Masson .....	326	1,397	4.3	72	73	54	52	32	13	15	15
26	Matane .....	1,237	5,753	4.7	212	278	201	188	112	93	68	85
27	McMasterville .....	360	1,377	3.8	78	111	80	46	20	9	4	12
28	Mégantic .....	1,287	5,746	4.5	287	252	223	180	138	69	47	91
29	Mistassini .....	412	2,200	5.3	53	74	78	57	32	29	26	63
30	Montebello .....	309	1,215	3.9	90	62	64	41	19	12	7	14
31	Mont-Joli .....	864	3,802	4.4	183	170	176	123	81	56	25	50
32	Mont-Laurier .....	902	4,201	4.7	171	186	151	122	90	73	43	66
33	Montmagny .....	1,165	5,160	4.4	258	242	213	148	106	70	48	80
34	Montmorency .....	1,128	5,462	4.8	194	212	189	152	122	96	68	95
35	Montréal .....	246,389	868,208	3.5	83,023	62,747	47,631	25,654	12,741	6,832	3,507	4,254
36	Montréal E. ....	1,023	4,267	4.2	199	214	239	166	100	52	29	24
37	Montréal N. ....	3,201	13,201	4.1	739	719	674	438	262	155	79	135
38	Montréal S. ....	1,037	3,984	3.8	273	267	193	142	72	44	22	24
39	Montréal W. — O. ....	983	3,344	3.4	311	239	263	104	43	15	6	2
40	Mont-Royal .....	3,050	10,536	3.5	832	786	878	406	98	31	10	9
41	Napierville .....	297	1,217	4.1	94	59	38	42	19	21	8	16
42	Naudville .....	282	1,373	4.9	48	58	39	37	39	16	20	25
43	Nicolet .....	552	2,448	4.4	119	124	92	78	48	32	19	40
44	Noranda .....	2,139	8,574	4.0	436	531	487	340	167	86	39	53
45	Normandin .....	292	1,570	5.4	45	46	45	39	28	18	30	41
46	N.-D.- d'Hébertville .....	216	1,243	5.8	33	27	36	21	26	13	18	42
47	N.-D.- de-Lorette .....	500	2,380	4.8	92	103	84	64	49	44	22	42
48	N.-D.- de-Portneuf .....	260	1,047	4.0	81	60	29	39	17	12	8	14
49	N.-D.-du-Lac .....	255	1,221	4.8	57	40	40	32	21	23	20	22
50	Ormstown .....	278	983	3.5	97	60	55	32	17	10	6	1
51	Outremont .....	7,329	24,968	3.4	2,412	1,916	1,590	851	327	140	43	50
52	Papineauville .....	223	871	3.9	74	43	35	23	19	17	5	7
53	Parent .....	260	1,150	4.4	51	50	57	36	25	14	11	16
54	Pierreville .....	316	1,332	4.2	84	63	49	39	42	16	9	14
55	Plessisville .....	1,037	4,504	4.3	236	227	174	140	101	60	36	63
56	Pointe-à-Gatineau .....	837	3,640	4.3	160	183	176	114	76	61	32	35
57	Pointe-au-Pic .....	236	1,031	4.4	54	36	49	37	23	19	8	10
58	Pointe-aux-Trembles .....	1,767	7,001	4.0	456	403	362	232	143	74	41	56
59	Pointe-Claire .....	2,307	8,064	3.5	646	596	637	255	103	40	19	11
60	Pont-Rouge .....	480	2,215	4.6	94	99	94	60	38	29	27	39
61	Pont-Viau .....	1,130	4,724	4.2	255	230	231	170	108	72	22	42
62	Port-Alfred .....	728	3,761	5.2	94	136	138	107	67	52	40	94
63	Price .....	549	2,697	4.9	97	78	106	81	53	51	29	54
64	Princeville .....	395	1,788	4.5	83	87	66	50	34	30	16	29
65	Québec .....	33,830	139,843	4.1	8,720	7,574	6,195	4,237	2,645	1,741	1,018	1,700
66	Québec W. — O. ....	1,328	6,833	5.1	195	248	222	182	143	99	78	161

1. See Introduction for full explanation of types of family.  
2. Includes earnings "not stated" and "nil."

**TABEAU 129. Familles, selon l'importance numérique, le type, et le nombre de membres figurant à la main-d'oeuvre et selon le gain des chefs salariés, cités, villes et villages constitués de 1,000 et plus, 1951 - suite**

Familles by type <sup>1</sup> Familles selon le type <sup>1</sup>			Familles by number of persons in the labour force			Wage-earner families by earnings of head Familles de salariés selon le gain du chef								No
Maintaining own household — Maintenant leur propre ménage	Not maintaining own household — Ne maintenant pas leur propre ménage		0	1	2+	Total <sup>2</sup>	Under \$1,000 — Moins de \$1,000	\$1,000-1,999	\$2,000-2,499	\$2,500-2,999	\$3,000-3,999	\$4,000-5,999	\$6,000+	
	Related — Parentes	Non-related — Non parentes					Familles selon le nombre de personnes figurant à la main-d'oeuvre	Familles de salariés selon le gain du chef						
807	68	18	51	600	242	640	36	132	210	150	81	11	—	1
590	32	2	35	424	165	473	26	256	116	39	17	7	—	2
2,651	209	83	119	2,046	778	2,470	68	338	735	661	455	132	25	3
489	22	9	28	368	124	291	6	119	109	38	11	1	—	4
496	19	3	31	354	133	361	17	176	85	37	27	8	3	5
1,812	108	33	77	1,345	531	1,566	103	312	321	407	334	51	19	6
316	11	—	37	204	86	150	41	64	28	6	3	1	—	7
1,759	164	25	117	1,336	495	1,477	185	535	407	177	88	31	6	8
773	50	29	51	610	191	650	29	109	198	138	116	26	4	9
467	28	1	38	359	99	372	18	50	106	96	66	25	2	10
867	53	13	40	653	240	749	29	148	314	138	95	8	2	11
694	30	16	75	537	128	511	38	105	106	107	88	53	11	12
489	17	3	31	347	131	324	37	137	82	30	20	6	—	13
2,260	166	32	168	1,626	664	1,721	107	628	500	214	198	36	12	14
2,319	211	125	144	1,793	718	1,993	52	390	519	415	362	176	42	15
836	41	8	54	588	243	591	65	229	150	69	44	12	3	16
786	40	9	59	486	290	562	51	298	85	40	47	11	5	17
192	10	—	20	144	38	117	8	82	14	5	3	—	—	18
169	8	4	17	124	40	109	8	49	26	8	8	2	1	19
1,354	101	43	80	1,047	371	1,270	77	388	438	211	97	11	—	20
2,525	123	35	177	1,792	714	1,991	133	824	617	170	132	38	8	21
1,157	34	15	37	953	216	987	28	157	430	195	127	31	11	22
662	64	21	51	495	201	493	25	245	131	39	27	9	2	23
598	31	9	57	389	192	420	54	187	104	31	24	6	—	24
296	27	3	28	231	67	240	10	48	42	45	70	20	4	25
1,133	90	14	68	831	338	804	70	386	218	47	27	4	1	26
345	14	1	17	274	69	299	18	20	68	102	51	26	4	27
1,250	33	4	115	844	328	838	112	384	159	78	55	9	4	28
394	16	2	38	290	84	296	11	106	78	44	42	3	—	29
287	15	7	28	198	83	220	34	129	25	10	7	3	5	30
811	43	10	65	612	187	567	49	214	133	73	59	21	—	31
875	25	2	59	625	218	560	51	387	78	17	8	7	3	32
1,074	81	10	82	768	315	755	74	415	152	41	37	16	3	33
1,064	44	20	44	695	389	891	30	306	368	111	40	9	3	34
214,160	18,888	13,341	13,565	160,197	72,627	183,982	7,910	41,646	53,209	35,206	25,659	10,340	4,728	35
931	61	31	37	746	240	873	29	129	240	242	176	33	17	36
2,844	249	108	180	2,295	726	2,557	91	609	967	486	293	64	11	37
922	83	32	46	760	231	867	22	172	353	207	79	19	2	38
908	52	23	81	703	199	735	11	29	32	42	126	218	258	39
2,932	104	14	122	2,350	578	2,315	23	51	68	71	263	728	1,019	40
277	12	8	32	198	67	159	28	88	25	6	7	1	—	41
259	16	7	17	205	60	230	18	11	30	55	73	29	—	42
510	33	9	36	368	148	360	30	206	85	16	13	6	—	43
2,021	65	53	64	1,671	404	1,784	40	96	395	553	459	182	42	44
275	16	1	20	199	73	157	13	99	35	8	2	—	—	45
204	11	1	12	135	69	125	19	92	8	3	2	—	—	46
474	24	2	26	344	130	343	17	100	96	59	29	11	2	47
241	18	1	26	178	56	158	21	43	49	16	15	6	1	48
229	20	6	21	172	62	171	29	86	30	8	6	2	1	49
260	13	5	36	182	60	147	16	47	43	13	9	10	2	50
6,465	620	244	557	4,572	2,200	3,706	168	529	641	530	728	495	358	51
218	5	—	23	158	42	118	23	56	21	5	5	1	—	52
227	11	22	5	192	63	229	21	62	47	44	47	6	—	53
302	11	3	45	198	73	172	21	92	28	13	1	2	1	54
984	44	9	66	715	256	704	38	326	177	59	46	16	5	55
771	60	6	28	581	228	717	23	195	177	169	123	19	1	56
215	20	1	14	150	72	155	11	97	20	8	5	2	—	57
1,602	90	75	110	1,261	396	1,383	56	296	453	273	214	41	7	58
2,139	119	49	116	1,740	451	1,902	21	160	239	293	429	471	239	59
450	30	—	41	333	106	322	32	99	130	28	22	1	—	60
1,040	56	34	41	869	220	908	37	252	322	186	70	9	4	61
679	40	9	25	496	207	593	26	81	95	107	198	68	8	62
517	31	1	42	399	108	401	45	188	121	19	5	3	—	63
381	13	1	33	284	78	252	23	121	69	18	15	2	—	64
31,084	1,867	879	1,758	21,777	10,295	24,790	1,289	8,214	6,768	3,368	2,728	1,191	397	65
1,268	52	8	64	899	365	1,063	156	509	247	83	16	4	—	66

1. Voir dans l'Introduction les explications complètes concernant les types de famille.  
2. Comprend les gains "non déclarés" et "aucun gain".

TABLE 129. Families by size, type, number of members in the labour force, and by earnings of wage-earner heads, for incorporated cities, towns, and villages of 1,000 population and over, 1951 - Continued

No.	City, town, or village Cité, ville ou village	Total	Persons in families — Nombre de personnes dans les familles	Average number of persons per family — Moyenne de personnes par famille	Families by number of persons per family Familles selon le nombre de personnes par famille							
					2	3	4	5	6	7	8	9+
Québec - Con. - suite												
1	Rawdon .....	417	1,666	4.0	134	75	77	48	34	16	15	18
2	Richelieu .....	237	912	3.8	73	51	42	27	21	11	7	5
3	Richmond .....	789	3,010	3.8	225	192	150	101	45	37	21	18
4	Rigaud .....	323	1,229	3.8	100	66	62	42	30	11	5	7
5	Rimouski .....	2,169	10,010	4.6	397	435	390	334	215	151	90	157
6	Rivière-du-Loup .....	1,848	8,022	4.3	397	418	346	240	160	131	62	94
7	Rivière-du-Moulin .....	487	2,494	5.1	71	82	84	70	53	49	27	51
8	Roberval .....	803	4,065	5.1	141	132	133	104	72	-69	64	88
9	Rock Island .....	396	1,406	3.6	127	97	91	40	19	7	7	8
10	Rouyn .....	2,993	12,918	4.3	616	696	556	416	272	174	107	156
11	Ste-Agathe-des-Monts .....	1,088	4,365	4.0	299	216	208	161	98	43	22	41
12	St-Alexis-de-la-Grande-Bale .....	497	2,836	5.7	52	87	59	76	58	47	26	92
13	St-Ambroise .....	176	991	5.6	21	30	17	23	26	18	13	28
14	Ste-Anne-de-Beaupré .....	351	1,520	4.3	75	80	61	45	32	27	12	19
15	Ste-Anne-de-Bellevue .....	812	2,957	3.6	250	190	177	94	53	25	12	11
16	Ste-Anne-de-Chicoutimi .....	696	3,814	5.5	84	117	107	96	73	62	57	100
17	St-Basile S. ....	294	1,212	4.1	88	61	49	37	16	14	11	18
18	St-Casimir .....	267	1,178	4.4	59	54	43	45	26	13	14	13
19	St-Césaire .....	380	1,477	3.9	129	74	64	45	24	15	13	16
20	St-Coeur-de-Marie .....	184	1,017	5.5	22	33	26	24	23	16	9	31
21	St-Croix .....	217	983	4.5	43	44	36	31	30	8	7	18
22	St-Cyrille .....	243	1,114	4.6	54	50	39	30	24	16	7	23
23	St-Émilien .....	276	1,548	5.6	43	43	33	40	22	26	20	49
24	St-Eustache .....	622	2,432	3.9	176	130	115	99	48	23	13	18
25	St-Eustache-sur-le-Lac .....	850	3,023	3.6	239	228	202	98	45	18	15	5
26	St-Félicien .....	501	2,514	5.0	82	84	82	70	57	41	27	58
27	St-Félix-de-Valois .....	256	1,093	4.3	74	46	44	37	18	11	8	18
28	St-Foy .....	780	3,589	4.6	126	151	168	120	75	54	44	42
29	St-Gabriel-de-Brandon .....	609	2,405	3.9	180	149	91	85	35	27	10	32
30	St-Geneviève-de-Pierrefonds .....	272	1,133	4.2	65	58	53	41	16	20	10	9
31	St-Georges (Beauce Co.) .....	559	2,434	4.4	108	138	102	64	60	43	16	28
32	St-Georges (Champlain Co.) .....	229	1,087	4.7	47	35	36	45	20	14	14	18
33	St-Georges W.-O. (Beauce Co.) .....	534	2,459	4.6	96	122	100	77	39	30	24	46
34	St-Hilaire .....	309	1,215	3.9	88	67	51	50	24	11	9	9
35	St-Hyacinthe .....	4,181	15,832	3.8	1,318	955	762	483	264	176	99	124
36	St-Jacques .....	336	1,503	4.5	92	54	47	47	35	28	9	24
37	St-Jean .....	4,099	15,652	3.8	1,142	1,036	777	503	280	160	97	104
38	St-Jean-de-Boischatel .....	270	1,234	4.6	52	56	48	41	27	17	8	21
39	St-Jérôme (Lac-St-Jean Co.) .....	271	1,411	5.2	37	45	51	37	34	15	16	36
40	St-Jérôme (Terrebonne Co.) .....	3,858	16,062	4.2	902	854	774	510	340	188	137	153
41	St-Joseph (Beauce Co.) .....	487	2,185	4.5	120	95	66	68	55	25	25	33
42	St-Joseph (St-Hyacinthe Co.) .....	443	1,938	4.4	87	105	90	61	32	27	11	30
43	St-Joseph (Drummond Co.) .....	1,403	5,961	4.2	339	315	229	202	118	79	51	70
44	St-Joseph-d'Alma .....	1,414	7,673	5.4	190	243	214	188	138	121	91	229
45	St-Joseph-de-la-Rivière-Bleue .....	277	1,282	4.6	53	65	49	28	28	15	14	25
46	St-Joseph-de-Sorel .....	761	3,084	4.1	157	187	166	114	72	22	18	25
47	St-Jovite .....	327	1,353	4.1	88	66	63	37	26	20	13	14
48	St-Lambert .....	2,269	7,871	3.5	689	599	545	264	89	-38	24	21
49	St-Laurent .....	5,039	18,230	3.6	1,394	1,326	1,260	533	254	132	59	81
50	St-Marc-des-Carières .....	475	2,244	4.7	90	97	93	60	41	28	16	50
51	St-Marie .....	488	2,105	4.3	121	106	82	60	33	33	20	33
52	St-Michel .....	2,405	9,666	4.0	539	616	500	324	198	83	61	84
53	St-Pacôme .....	235	1,112	4.7	44	47	39	35	25	13	13	19
54	St-Pascal .....	356	1,564	4.4	93	75	50	46	31	21	9	31
55	St-Pie .....	270	1,048	3.9	83	58	47	36	21	7	7	11
56	St-Pierre .....	1,232	4,545	3.7	357	307	269	149	64	40	20	26
57	St-Raymond .....	648	2,906	4.5	141	131	119	87	56	35	33	46
58	St-Rémi .....	396	1,655	4.2	106	82	70	56	26	20	13	23
59	Ste-Rosalie .....	226	987	4.4	57	44	40	31	16	12	10	16
60	Ste-Rose .....	873	3,293	3.8	259	197	189	98	60	27	20	23
61	St-Sauveur-des-Monts .....	254	949	3.7	80	57	49	32	17	9	2	8
62	St-Siméon .....	206	1,051	5.1	31	31	38	29	25	18	11	23
63	Ste-Thècle .....	286	1,391	4.9	55	44	54	41	28	18	19	27
64	Ste-Thérèse .....	1,575	6,465	4.1	374	344	318	210	151	82	45	51
65	St-Tite .....	553	2,667	4.8	89	117	90	82	56	44	25	50
66	Sayabec .....	420	2,064	4.9	92	59	69	52	39	37	33	39

1. See Introduction for full explanation of types of family.  
2. Includes earnings "not stated" and "nil".

**TABLEAU 129. Familles, selon l'importance numérique, le type, et le nombre de membres figurant à la main-d'oeuvre et selon le gain des chefs salariés, cités, villes et villages constitués de 1,000 et plus, 1951 - suite**

Familles by type <sup>1</sup> — Familles selon le type <sup>1</sup>			Familles by number of persons in the labour force			Wage-earner families by earnings of head — Familles de salariés selon le gain du chef								No
Maintain- ing own household — Main- tenant leur propre ménage	Not maintaining own household — Ne maintenant pas leur propre ménage		0	1	2+	Total <sup>2</sup>	Under \$1,000 — Moins de \$1,000	\$1,000- 1,999	\$2,000- 2,499	\$2,500- 2,999	\$3,000- 3,999	\$4,000- 5,999	\$6,000+	
	Related — Parentes	Non- related — Non parentes												
395	21	1	77	237	103	197	64	75	34	11	5	2	1	1
221	13	3	29	157	51	159	9	39	36	25	28	8	4	2
740	38	11	74	536	179	540	39	142	106	106	109	28	4	3
298	22	3	36	208	79	160	7	79	32	13	13	4	1	4
1,998	147	24	156	1,557	456	1,503	172	589	342	172	136	46	13	5
1,701	128	19	152	1,270	426	1,212	67	384	321	178	165	39	12	6
448	37	2	24	362	101	371	27	92	115	81	33	8	1	7
739	43	21	36	549	218	553	42	269	124	47	29	10	6	8
373	20	3	26	255	115	292	33	61	65	72	45	8	—	9
2,811	95	87	119	2,237	637	2,370	68	356	821	741	293	35	4	10
1,025	33	30	95	767	226	682	70	371	145	35	36	10	4	11
452	42	3	24	323	150	375	13	128	135	63	32	2	—	12
162	10	4	12	117	47	114	27	67	7	4	1	1	—	13
323	26	2	14	195	142	237	38	104	39	23	22	8	—	14
741	44	27	68	494	250	585	11	132	147	87	118	65	19	15
631	59	6	27	490	179	566	50	144	160	133	65	11	1	16
274	20	—	13	198	83	149	43	79	18	3	3	1	—	17
257	10	—	21	169	77	156	26	80	16	10	8	2	—	18
363	16	1	57	214	109	194	25	115	34	10	7	1	—	19
165	14	5	10	130	44	128	6	49	43	19	3	2	—	20
208	9	—	28	153	36	118	25	52	8	5	2	1	1	21
230	13	—	20	145	78	137	13	79	28	9	4	1	—	22
261	13	2	7	196	73	217	6	27	94	47	32	4	—	23
584	34	4	58	426	138	380	28	137	123	41	26	3	5	24
807	35	8	44	654	152	679	16	86	151	142	182	69	10	25
465	31	5	32	346	123	318	27	163	68	16	17	4	3	26
245	10	1	43	161	52	116	40	56	10	4	5	—	—	27
729	36	15	52	601	127	558	14	179	134	77	77	48	17	28
586	21	2	84	367	158	303	38	202	30	8	8	3	1	29
248	21	3	26	183	63	147	22	39	47	14	11	2	3	30
534	24	1	27	398	134	337	37	169	63	34	12	12	2	31
219	9	1	18	146	65	181	11	31	40	57	36	3	—	32
518	16	—	32	354	148	363	98	196	47	10	3	—	—	33
292	11	6	16	214	79	228	9	70	60	25	33	11	10	34
3,882	228	71	263	2,668	1,250	3,037	184	1,063	911	465	255	89	28	35
320	16	—	40	211	85	190	48	108	12	1	6	—	—	36
3,777	212	110	186	2,774	1,139	3,125	103	696	1,004	691	418	121	37	37
229	32	9	16	186	68	198	8	85	50	29	15	3	2	38
254	16	1	21	177	73	163	15	84	41	11	6	1	—	39
3,689	126	43	170	2,540	1,148	2,878	175	1,023	944	426	156	56	13	40
458	24	5	51	312	124	268	40	136	37	21	12	3	1	41
428	13	2	19	308	116	324	27	144	103	28	11	3	2	42
1,333	50	20	62	927	414	1,099	60	369	357	221	64	6	1	43
1,311	76	27	59	961	394	1,082	98	170	241	281	241	32	2	44
259	17	1	27	187	63	181	43	92	31	8	5	1	—	45
671	76	14	33	560	168	627	23	205	282	71	23	4	2	46
313	11	3	38	219	70	196	24	91	45	16	8	6	—	47
2,109	115	45	125	1,558	586	1,743	31	98	187	269	440	436	211	48
4,730	204	105	170	3,724	1,145	4,236	87	502	820	835	1,138	579	166	49
441	33	1	28	322	125	318	27	145	99	21	8	4	1	50
473	14	1	44	328	116	259	5	136	90	14	7	—	—	51
2,161	154	90	76	1,739	590	1,981	66	399	681	459	288	59	8	52
212	22	1	22	143	70	151	36	87	11	8	2	—	1	53
316	37	3	47	235	74	194	48	103	24	8	8	—	1	54
256	14	—	42	159	69	144	16	78	31	6	3	5	—	55
1,111	85	36	59	805	368	1,004	44	185	324	224	162	37	8	56
621	24	3	48	440	160	419	31	221	106	32	15	3	—	57
375	20	1	42	245	109	234	38	129	26	22	10	3	1	58
219	7	—	26	152	48	135	18	60	37	13	3	—	—	59
807	56	10	67	597	209	596	26	152	149	125	68	32	10	60
244	10	—	35	187	32	136	20	60	24	10	2	2	2	61
178	28	—	5	125	76	152	20	117	8	—	0	—	—	62
275	9	2	15	209	62	171	12	114	31	4	6	—	—	63
1,479	70	26	101	1,124	350	1,167	66	478	343	146	92	23	4	64
528	24	1	40	343	170	339	67	194	46	8	10	4	1	65
387	29	4	31	267	122	266	37	179	27	7	5	2	—	66

1. Voir dans l'Introduction les explications complètes concernant les types de famille.

2. Comprend les gains "non déclarés" et "aucun gain".

TABLE 129. Families by size, type, number of members in the labour force, and by earnings of wage-earner heads, for incorporated cities, towns, and villages of 1,000 population and over, 1951 - Continued

No.	City, town, or village Cité, ville ou village	Total	Persons in families — Nombre de personnes dans les familles	Average number of persons per family — Moyenne de personnes par famille	Families by number of persons per family Familles selon le nombre de personnes par famille								
					2	3	4	5	6	7	8	9+	
<b>Québec—Con.—fin</b>													
1	Scotstown .....	313	1,231	3.9	90	81	48	39	21	10	9	15	
2	Senneterre .....	317	1,483	4.7	63	64	45	48	32	27	15	23	
3	Sept-Îles .....	386	1,649	4.3	97	77	70	52	26	31	12	21	
4	Shawinigan Falls .....	5,704	25,098	4.4	1,201	1,254	1,040	774	503	352	254	326	
5	Shawinigan S. ....	1,356	6,385	4.7	238	269	249	194	138	96	60	112	
6	Shawville .....	282	975	3.5	108	50	69	31	10	5	4	5	
7	Sherbrooke .....	11,034	43,321	3.9	3,000	2,524	2,232	1,366	792	479	279	362	
8	Sillery .....	2,167	9,113	4.2	422	491	466	319	220	118	58	73	
9	Sorel .....	3,240	13,222	4.1	777	710	675	419	282	178	92	107	
10	Sutton .....	319	1,160	3.6	112	64	59	38	19	16	8	3	
11	Tadoussac .....	183	963	5.3	37	27	21	20	26	13	16	23	
12	Témiscaming .....	596	2,388	4.0	155	120	137	79	38	27	20	20	
13	Templeton .....	362	1,632	4.5	74	80	51	47	50	23	11	25	
14	Terrebonne .....	715	2,919	4.1	183	162	138	86	55	41	18	32	
15	Theftord Mines .....	3,330	14,225	4.3	741	773	565	474	300	192	116	169	
16	Thurso .....	438	1,817	4.1	114	87	85	59	37	25	14	17	
17	Trois-Pistoles .....	712	3,273	4.6	155	134	113	108	65	41	34	62	
18	Trois-Rivières .....	9,466	40,587	4.3	2,178	2,097	1,738	1,207	866	494	365	521	
19	Val-d'Or .....	1,863	7,619	4.1	402	454	384	255	168	87	57	55	
20	Valleyfield (Salaberry-de) .....	4,996	20,311	4.1	1,228	1,126	1,006	655	419	238	139	185	
21	Vallée-Jonction .....	272	1,168	4.3	69	58	48	33	19	15	10	20	
22	Varenes .....	220	899	4.1	60	43	39	31	24	11	3	9	
23	Verchères .....	269	1,095	4.1	64	61	60	28	22	11	17	6	
24	Verdun .....	20,123	69,249	3.4	6,408	5,621	4,203	2,111	983	421	197	179	
25	Victoriaville .....	2,825	12,059	4.3	690	612	513	343	238	178	92	159	
26	Ville-Marie .....	243	1,121	4.6	45	50	38	46	18	17	8	21	
27	Warwick .....	435	1,966	4.5	110	72	83	45	39	28	25	33	
28	Waterloo .....	912	3,616	4.0	245	198	187	116	62	53	26	25	
29	Waterville .....	231	953	4.1	59	50	46	31	12	15	5	13	
30	Weedon-Centre .....	216	952	4.4	58	35	26	41	21	12	10	13	
31	Westmount .....	5,779	18,374	3.2	2,385	1,417	1,074	560	220	80	25	18	
32	Windsor .....	1,028	4,381	4.3	250	201	202	138	90	53	43	51	
<b>Ontario</b>													
33	Acton .....	748	2,445	3.3	271	206	155	61	35	13	4	3	
34	Alexandria .....	495	1,891	3.8	166	98	81	65	35	22	16	12	
35	Alliston .....	529	1,686	3.2	217	128	107	48	12	1	4	4	
36	Almonte .....	669	2,298	3.4	249	167	111	66	39	19	8	10	
37	Amherstburg .....	897	3,246	3.6	287	214	185	98	54	33	10	16	
38	Arnprior .....	1,113	3,841	3.5	395	264	237	111	48	28	11	19	
39	Arthur .....	269	904	3.4	105	61	52	26	12	5	6	2	
40	Aurora .....	903	2,882	3.2	363	213	204	74	28	14	4	3	
41	Aylmer .....	956	3,030	3.2	377	267	181	82	28	10	3	8	
42	Bancroft .....	332	1,196	3.6	116	71	59	43	17	14	9	3	
43	Barrie .....	3,367	10,817	3.2	1,293	888	704	283	124	40	16	19	
44	Barry's Bay .....	279	1,108	4.0	70	56	66	36	22	18	4	7	
45	Beamsville .....	469	1,528	3.3	182	115	93	45	22	8	2	2	
46	Beaverton .....	269	846	3.1	115	67	47	24	9	5	1	1	
47	Belle River .....	351	1,309	3.7	130	62	63	36	27	16	6	11	
48	Belleville .....	5,180	16,672	3.2	1,951	1,446	1,001	481	175	70	35	21	
49	Blenheim .....	630	2,134	3.4	235	139	139	57	32	16	6	6	
50	Blind River .....	537	2,155	4.0	148	123	90	62	52	23	21	18	
51	Bobcaygeon .....	320	1,002	3.1	132	86	56	32	7	3	3	1	
52	Bowmanville .....	1,439	4,801	3.3	473	419	306	146	58	21	8	8	
53	Bracebridge .....	710	2,329	3.3	255	193	144	72	33	7	3	3	
54	Bradford .....	369	1,234	3.3	134	94	77	31	22	6	2	3	
55	Brampton .....	2,241	7,167	3.2	877	588	456	199	69	28	13	11	
56	Brantford .....	9,774	31,177	3.2	3,795	2,632	1,926	897	321	118	48	37	
57	Bridgeport .....	304	1,056	3.5	78	101	69	34	12	4	3	3	
58	Brighton .....	522	1,764	3.4	195	138	91	44	27	13	8	6	
59	Brockville .....	3,202	10,287	3.2	1,213	900	615	279	125	32	18	20	
60	Burlington .....	1,651	5,399	3.3	555	470	389	157	48	20	6	6	
61	Burlington Beach .....	756	2,580	3.4	247	177	191	83	40	11	5	2	
62	Caledonia .....	442	1,465	3.3	166	102	92	51	18	10	2	1	

1. See Introduction for full explanation of types of family.  
2. Includes earnings "not stated" and "nil".

**TABLEAU 129. Familles, selon l'importance numérique, le type, et le nombre de membres figurant à la main-d'oeuvre et selon le gain des chefs salariés, cités, villes et villages constitués de 1,000 et plus, 1951 - suite**

Familles by type <sup>1</sup> — Familles selon le type <sup>1</sup>			Familles by number of persons in the labour force — Familles selon le nombre de personnes figurant à la main-d'oeuvre			Wage-earner families by earnings of head — Familles de salariés selon le gain du chef								No
Maintaining own household — Maintenant leur propre ménage	Not maintaining own household — Ne maintenant pas leur propre ménage		0	1	2+	Total <sup>2</sup>	Under \$1,000 — Moins de \$1,000	\$1,000-1,999	\$2,000-2,499	\$2,500-2,999	\$3,000-3,999	\$4,000-5,999	\$6,000+	No
	Related — Parentes	Non-related — Non parentes												
294	17	2	38	214	61	202	20	137	27	4	7	—	1	1
293	16	8	17	241	59	219	5	72	68	38	26	6	—	2
313	34	39	24	256	106	269	16	69	85	51	32	10	3	3
5,415	214	75	288	4,041	1,375	4,550	275	770	1,253	1,189	700	189	65	4
1,306	46	4	59	1,023	274	1,093	54	171	254	339	203	53	9	5
264	13	5	36	185	61	148	18	67	31	15	9	3	1	6
10,429	462	143	584	7,464	2,986	8,319	470	2,673	2,411	1,249	914	301	97	7
2,042	109	16	110	1,664	393	1,489	32	255	219	147	319	284	203	8
2,881	302	57	158	2,197	885	2,503	241	809	830	312	162	64	15	9
303	13	3	27	181	111	202	23	83	40	27	22	5	—	10
152	29	2	14	106	63	118	26	72	7	5	1	1	1	11
516	29	51	10	455	131	546	6	11	58	137	242	56	27	12
339	21	2	27	255	80	277	18	53	66	85	44	5	—	13
673	35	7	50	488	177	477	13	154	188	62	33	7	5	14
3,164	135	31	165	2,361	804	2,618	83	267	903	902	298	69	26	15
400	28	10	53	284	101	308	17	131	81	45	19	4	2	16
678	31	3	77	481	154	408	66	226	63	19	16	5	3	17
8,851	498	117	523	6,237	2,706	7,143	523	1,877	1,727	1,284	1,135	400	124	18
1,720	63	80	60	1,438	365	1,443	57	338	620	241	135	23	3	19
4,610	288	98	248	3,330	1,418	3,864	182	1,132	1,560	571	229	75	21	20
257	12	3	21	170	81	178	9	62	37	29	25	7	2	21
198	18	4	24	132	64	125	10	30	34	14	23	9	1	22
260	9	—	28	166	75	142	16	64	34	13	6	1	—	23
18,299	1,368	456	927	12,891	6,305	16,391	391	2,463	4,553	4,315	3,308	922	102	24
2,704	109	12	171	1,820	834	1,953	152	737	537	231	174	41	11	25
231	11	1	16	159	68	149	13	80	23	17	9	3	—	26
417	14	4	42	273	120	295	26	178	57	3	12	6	4	27
873	32	7	54	614	244	644	44	247	170	72	49	23	11	28
222	8	1	25	155	51	138	20	83	18	5	1	6	—	29
212	2	2	41	129	46	90	25	32	5	—	—	—	—	30
4,934	356	489	532	3,449	1,798	3,392	221	452	419	315	449	425	933	31
970	47	11	72	718	238	769	24	112	296	210	90	25	8	32
695	41	12	45	491	212	553	26	146	211	94	40	13	13	33
463	22	10	110	278	107	234	46	118	30	13	14	2	—	34
485	22	22	67	325	137	319	25	120	99	40	19	6	—	35
625	42	2	89	428	152	423	44	216	86	36	26	7	2	36
829	35	33	90	621	186	645	32	67	161	169	139	38	10	37
989	85	39	105	757	251	774	48	236	249	105	75	31	17	38
257	11	1	38	174	57	125	17	46	29	15	8	2	4	39
832	46	25	98	509	296	580	30	191	171	75	59	35	11	40
904	34	18	104	646	206	579	34	179	167	85	63	29	2	41
324	8	—	33	228	71	178	22	83	27	16	5	6	—	42
2,992	150	225	327	2,341	699	2,365	105	531	622	484	388	128	33	43
270	9	—	22	195	62	193	21	127	25	13	3	1	—	44
449	16	4	55	287	127	296	30	93	81	44	29	9	1	45
234	21	14	40	171	58	121	23	44	19	15	10	2	1	46
338	11	2	40	237	74	236	13	27	56	85	36	3	4	47
4,701	300	179	351	3,301	1,528	3,982	232	747	1,026	800	728	311	73	48
606	17	7	58	403	169	353	32	103	121	53	26	8	3	49
485	47	5	45	357	135	378	30	139	124	44	27	9	2	50
307	9	4	30	184	106	192	49	92	26	11	12	—	—	51
1,338	63	38	101	1,002	336	1,095	54	101	268	363	251	41	7	52
653	48	9	85	484	141	419	57	181	87	42	32	7	1	53
337	18	14	50	261	58	169	35	39	43	17	11	14	1	54
1,983	132	126	146	1,398	697	1,666	99	247	499	355	303	106	27	55
8,840	600	334	628	6,150	2,996	7,673	301	1,150	2,473	1,934	1,205	310	137	56
285	15	4	5	170	129	248	12	46	86	67	31	5	—	57
496	24	2	64	339	119	285	40	103	79	21	27	6	2	58
2,833	226	143	234	2,116	852	2,477	138	519	741	504	355	134	48	59
1,537	84	30	107	1,098	446	1,241	28	125	205	251	300	216	97	60
663	45	28	44	501	211	607	23	51	123	166	144	27	6	61
422	16	4	31	280	131	310	17	61	113	80	25	8	1	62

1. Voir dans l'Introduction les explications complètes concernant les types de famille.  
2. Comprend les gains "non déclarés" et "aucun gain".

TABLE 129. Families by size, type, number of members in the labour force, and by earnings of wage-earner heads, for incorporated cities, towns, and villages of 1,000 population and over, 1951 - Continued

No.	City, town, or village Cité, ville ou village	Total	Persons in families — Nombre de personnes dans les familles	Average number of persons per family — Moyenne de personnes par famille	Families by number of persons per family Familles selon le nombre de personnes par famille							
					2	3	4	5	6	7	8	9+
					Ontario—Con. — suite							
1	Campbellford .....	889	2,789	3.1	388	214	151	76	42	13	1	4
2	Capreol .....	494	1,829	3.7	134	132	108	54	32	15	13	6
3	Cardinal .....	465	1,608	3.5	160	126	90	43	19	9	10	8
4	Carleton Place .....	1,263	4,118	3.3	492	312	262	97	61	21	13	5
5	Casselman .....	256	1,025	4.0	73	65	41	25	18	11	8	15
6	Chatham .....	5,386	17,793	3.3	2,006	1,387	1,072	514	225	105	41	36
7	Chelmsford .....	260	1,135	4.4	63	41	44	41	34	17	8	12
8	Chesley .....	460	1,408	3.1	204	120	78	38	9	9	—	2
9	Chesterville .....	281	957	3.4	105	67	60	21	11	9	3	5
10	Chippawa .....	464	1,568	3.4	149	126	100	61	16	7	3	2
11	Clinton .....	699	2,179	3.1	286	199	123	52	25	8	4	2
12	Cobalt .....	537	1,937	3.6	178	142	88	60	28	17	10	14
13	Cobourg .....	1,733	5,744	3.3	649	428	354	168	79	32	9	14
14	Cochrane .....	791	3,011	3.8	220	186	171	99	49	26	18	22
15	Colborne .....	294	927	3.2	131	64	56	22	13	6	—	2
16	Collingwood .....	1,917	6,310	3.3	752	459	377	185	71	42	15	16
17	Coniston .....	501	2,067	4.1	102	113	115	69	41	26	12	18
18	Copper Cliff .....	972	3,603	3.7	212	254	279	124	64	26	8	5
19	Cornwall .....	4,058	14,901	3.7	1,249	971	826	493	238	134	63	84
20	Crystal Beach .....	322	1,048	3.3	131	73	57	36	16	9	—	—
21	Delhi .....	719	2,262	3.1	292	187	150	55	17	9	6	3
22	Deseronto .....	398	1,313	3.3	162	99	66	32	20	10	6	3
23	Dresden .....	536	1,794	3.3	211	112	119	45	27	11	5	6
24	Dryden .....	660	2,304	3.5	161	183	197	77	36	4	2	—
25	Dundas .....	1,787	5,967	3.3	638	439	384	190	92	28	9	7
26	Dunnville .....	1,198	3,797	3.2	500	299	226	95	50	12	11	5
27	Durham .....	477	1,539	3.2	195	119	88	40	20	8	3	4
28	Eastview .....	3,354	12,766	3.8	913	849	687	416	216	118	64	91
29	Eganville .....	315	1,171	3.7	94	80	59	38	19	10	9	6
30	Elmira .....	694	2,230	3.2	261	194	138	59	27	10	3	2
31	Elora .....	349	1,172	3.4	123	98	60	41	12	8	4	3
32	Englehart .....	415	1,413	3.4	133	108	99	39	29	3	2	2
33	Essex .....	728	2,441	3.4	258	184	158	73	29	13	9	4
34	Exeter .....	711	2,191	3.1	283	206	143	50	21	5	3	—
35	Fenelon Falls .....	341	1,070	3.1	146	85	66	23	14	2	2	3
36	Fergus .....	921	3,002	3.3	338	238	193	99	37	11	1	4
37	Fonthill .....	381	1,260	3.3	126	111	83	37	15	5	3	1
38	Forest .....	474	1,499	3.2	201	110	98	38	14	6	4	3
39	Forest Hill .....	4,130	13,301	3.2	1,454	1,040	1,100	398	104	22	6	6
40	Fort Erie .....	2,087	6,726	3.2	802	519	454	194	73	27	13	5
41	Fort Frances .....	2,010	7,264	3.6	590	488	464	235	133	41	39	20
42	Fort William .....	9,015	30,780	3.4	2,905	2,334	2,095	991	402	183	55	50
43	Frankford .....	367	1,232	3.4	123	95	76	53	13	3	3	1
44	Galt .....	5,184	16,610	3.2	1,958	1,431	1,067	434	181	63	30	20
45	Gananoque .....	1,176	3,880	3.3	442	306	225	113	50	19	13	8
46	Georgetown .....	922	2,967	3.2	357	226	211	74	30	16	4	4
47	Geraldton .....	784	2,905	3.7	177	214	202	116	38	19	11	7
48	Goderich .....	1,318	4,253	3.2	521	342	248	116	49	24	14	4
49	Gravenhurst .....	784	2,621	3.3	292	186	155	91	30	24	—	6
50	Grimsby .....	754	2,373	3.1	305	196	153	65	22	6	3	4
51	Guelph .....	7,084	23,362	3.3	2,611	1,893	1,384	674	287	134	59	42
52	Hagersville .....	474	1,525	3.2	195	97	111	46	14	8	—	3
53	Halleybury .....	532	1,858	3.5	185	119	121	59	25	8	5	10
54	Hamilton .....	55,764	178,482	3.2	21,586	14,945	11,254	4,831	1,829	721	337	261
55	Hanover .....	965	3,128	3.2	365	274	165	94	38	20	5	4
56	Harriston .....	397	1,260	3.2	169	98	64	43	10	10	1	2
57	Harrow .....	385	1,372	3.6	136	86	78	37	15	16	12	5
58	Havelock .....	306	969	3.2	133	67	59	29	10	4	3	1
59	Hawkesbury .....	1,544	6,644	4.3	377	304	280	193	164	81	58	87
60	Hearst .....	325	1,345	4.1	85	64	59	50	23	20	12	12
61	Hespeler .....	1,006	3,243	3.2	369	273	222	91	29	14	4	4
62	Humberstone .....	1,024	3,548	3.5	301	274	254	120	39	20	11	5
63	Huntsville .....	857	2,866	3.3	319	210	187	65	36	25	7	8
64	Ingersoll .....	1,722	5,616	3.3	674	404	360	163	76	30	5	10
65	Iroquois .....	266	882	3.3	94	71	60	21	11	4	3	2

1. See Introduction for full explanation of types of family.  
2. Includes earnings "not stated" and "nil".



TABLEAU 129. Familles, selon l'importance numérique, le type, et le nombre de membres figurant à la main-d'oeuvre et selon le gain des chefs salariés, cités, villes et villages constitués de 1,000 et plus, 1951 - suite

Familles by type <sup>1</sup> Familles selon le type <sup>1</sup>			Familles by number of persons in the labour force			Wage-earner families by earnings of head Familles de salariés selon le gain du chef								No
Maintain- ing own household — Main- tenant leur propre ménage	Not maintaining own household — Ne maintenant pas leur propre ménage		0	1	2+	Total <sup>2</sup>	Under \$1,000 — Moins de \$1,000	\$1,000- 1,999	\$2,000- 2,499	\$2,500- 2,999	\$3,000- 3,999	\$4,000- 5,999	\$6,000+	No
	Related — Parentes	Non-related — Non parentes												
848	31	10	108	570	211	544	47	226	157	53	34	11	2	1
468	19	7	23	355	116	417	7	17	74	73	126	114	1	2
429	28	8	22	323	120	385	13	55	127	109	65	12	2	3
1,167	75	21	144	840	279	859	69	359	254	88	62	21	4	4
253	2	1	32	159	65	146	42	78	11	6	—	2	1	5
4,986	274	126	374	3,602	1,410	4,000	151	623	986	1,094	741	246	76	6
243	17	—	25	186	49	191	6	30	49	46	50	3	1	7
435	22	3	49	303	108	287	20	133	89	28	8	5	—	8
254	19	8	27	213	41	168	13	73	46	15	12	3	3	9
421	33	10	22	302	140	378	10	21	46	157	128	8	4	10
660	33	6	66	510	123	423	25	148	142	53	37	12	1	11
479	31	27	33	367	137	377	29	84	130	77	36	17	1	12
1,635	77	21	163	1,079	491	1,190	70	295	399	227	109	58	9	13
745	29	17	61	553	177	561	24	74	125	127	134	56	6	14
265	18	11	63	174	57	124	22	47	33	8	12	—	1	15
1,781	105	31	198	1,250	469	1,327	101	400	442	169	81	40	10	16
472	23	6	35	350	116	421	3	14	22	139	219	10	3	17
914	55	3	36	708	228	857	17	21	25	173	416	129	61	18
3,723	242	93	246	2,528	1,284	3,109	152	572	835	776	526	150	48	19
310	9	3	27	227	68	212	17	66	41	51	16	5	—	20
673	40	6	107	504	108	357	37	122	108	35	31	9	4	21
369	26	3	84	245	69	227	18	106	51	14	13	4	1	22
519	15	2	70	358	108	310	28	107	98	40	18	2	—	23
620	24	16	34	494	132	513	13	54	107	92	175	44	12	24
1,624	112	51	107	1,197	483	1,371	39	183	276	381	361	85	26	25
1,055	77	66	111	769	318	800	45	280	256	93	71	26	5	26
452	24	1	46	331	100	289	20	115	90	39	11	2	1	27
3,017	177	160	154	2,337	863	2,749	74	712	741	489	451	223	22	28
284	23	8	37	219	59	178	27	89	44	8	1	4	1	29
617	47	30	59	461	174	482	21	109	136	120	65	22	5	30
325	20	4	36	234	79	230	10	75	72	33	25	8	5	31
398	13	4	39	297	79	260	15	52	58	56	68	28	3	32
682	26	20	52	548	128	524	37	94	144	126	82	20	3	33
669	24	18	86	506	119	428	11	124	158	57	59	3	2	34
322	16	3	58	194	89	177	34	83	27	14	8	2	—	35
890	28	3	69	598	254	690	23	73	186	232	123	42	6	36
363	15	3	24	244	113	291	12	25	52	66	82	33	16	37
439	26	9	59	317	98	248	18	91	74	35	22	5	—	38
3,748	190	192	269	2,977	884	1,790	96	88	144	170	263	358	591	39
1,960	101	26	142	1,483	462	1,641	71	157	357	473	434	104	18	40
1,909	70	31	144	1,374	492	1,524	68	230	341	381	356	111	12	41
8,327	513	175	624	6,246	2,145	7,152	293	1,131	2,101	1,553	1,457	411	95	42
345	19	3	41	247	79	239	30	84	78	26	17	2	—	43
4,688	290	206	315	3,292	1,577	4,080	129	784	1,397	972	485	197	72	44
1,068	87	21	104	768	304	789	36	263	267	115	57	24	9	45
872	45	5	50	627	245	704	16	74	235	216	125	22	8	46
737	22	25	45	586	153	626	18	77	185	182	128	12	3	47
1,239	50	29	160	880	278	833	75	214	235	131	73	33	7	48
741	33	10	77	509	198	517	45	203	114	51	71	21	3	49
714	30	10	93	502	159	468	20	124	159	61	54	27	8	50
6,183	446	455	485	4,195	2,404	5,362	249	1,130	1,845	1,023	677	280	93	51
446	21	7	44	315	115	322	16	79	113	45	36	16	1	52
501	28	3	61	362	109	339	20	78	86	56	39	34	16	53
48,226	4,294	3,244	3,138	34,630	17,996	44,576	1,730	5,769	10,689	12,168	10,011	2,752	772	54
893	60	12	81	663	221	705	16	180	334	77	48	20	3	55
378	17	2	52	253	92	196	16	81	54	26	6	5	2	56
370	10	5	27	243	115	253	34	61	67	58	20	9	—	57
283	23	—	73	192	41	163	9	54	42	27	24	2	1	58
1,420	111	13	125	1,018	401	1,104	42	255	177	367	192	16	4	59
299	12	14	20	212	93	201	11	55	65	37	18	6	1	60
903	58	45	40	572	394	827	30	147	333	181	98	27	4	61
935	61	28	30	660	334	850	39	95	240	283	170	18	1	62
798	43	16	70	581	206	559	52	240	127	59	50	19	5	63
1,602	87	33	124	1,169	429	1,284	49	211	522	300	114	44	6	64
254	12	—	31	157	78	172	13	57	55	24	14	3	3	65

1. Voir dans l'introduction les explications complètes concernant les types de famille.

2. Comprend les gains "non déclarés" et "aucun gain".

TABLE 129. Families by size, type, number of members in the labour force, and by earnings of wage-earner heads, for incorporated cities, towns, and villages of 1,000 population and over, 1951 - Continued

No.	City, town, or village Cité, ville ou village	Total	Persons in families — Nombre de personnes dans les familles	Average number of persons per family — Moyenne de personnes par famille	Families by number of persons per family Familles selon le nombre de personnes par famille								
					2	3	4	5	6	7	8	9+	
					Ontario - Con. - suite								
1	Iroquois Falls.....	329	1,200	3.6	85	77	98	38	15	8	3	5	
2	Kapuskasing.....	1,116	4,181	3.7	270	284	281	149	68	29	15	20	
3	Keewatin.....	449	1,515	3.4	152	125	89	49	17	9	4	4	
4	Kemptville.....	397	1,220	3.1	177	104	62	33	12	5	2	2	
5	Kenora.....	2,284	7,720	3.4	752	593	535	237	100	39	19	9	
6	Kincardine.....	700	2,261	3.2	297	156	130	62	30	16	6	3	
7	Kingston.....	8,485	26,923	3.2	3,352	2,303	1,661	695	290	97	50	37	
8	Kingsville.....	706	2,311	3.3	265	188	136	69	28	12	4	4	
9	Kitchener.....	11,832	38,317	3.2	4,374	3,257	2,430	1,075	402	169	67	58	
10	Lakefield.....	431	1,519	3.5	136	126	70	55	21	12	4	7	
11	LaSalle.....	476	1,734	3.6	138	120	117	46	27	10	8	10	
12	Leamington.....	1,900	6,071	3.2	776	455	392	161	70	25	11	10	
13	Leaside.....	4,693	15,052	3.2	1,532	1,359	1,284	383	98	28	6	3	
14	Levack.....	392	1,492	3.8	76	107	103	59	30	9	4	4	
15	Lindsay.....	2,451	8,249	3.3	933	636	463	247	118	38	23	23	
16	Listowel.....	914	2,909	3.2	386	223	174	71	33	12	9	6	
17	Little Current.....	341	1,227	3.6	111	87	65	34	17	14	7	6	
18	London.....	24,679	77,348	3.1	10,055	6,637	4,700	2,023	772	291	114	87	
19	Long Branch.....	2,432	7,943	3.3	855	643	591	218	70	31	16	8	
20	Madoc.....	327	1,089	3.3	112	88	74	29	15	5	2	2	
21	Markdale.....	252	780	3.1	116	63	38	16	9	8	1	1	
22	Markham.....	425	1,427	3.4	153	103	90	42	25	7	4	1	
23	Marmora.....	289	982	3.4	108	77	53	19	12	7	10	3	
24	Mattawa.....	674	2,810	4.2	147	169	129	83	59	38	17	32	
25	Meaford.....	876	2,685	3.1	419	193	143	64	32	15	6	4	
26	Merritton.....	1,256	4,320	3.4	388	352	272	142	63	21	8	10	
27	Midland.....	1,871	6,353	3.4	685	455	367	199	83	39	21	22	
28	Milton.....	635	2,114	3.3	218	175	133	70	21	7	5	6	
29	Milverton.....	291	926	3.2	118	68	69	19	11	2	2	2	
30	Mimico.....	3,254	10,175	3.1	1,293	881	680	253	101	28	8	10	
31	Mitchell.....	529	1,613	3.0	243	125	99	35	16	7	1	3	
32	Morrisburg.....	476	1,549	3.3	206	95	93	51	13	10	2	6	
33	Mount Forest.....	591	1,886	3.2	251	154	87	50	31	12	4	2	
34	Napanee.....	1,026	3,308	3.2	419	247	208	76	38	25	7	6	
35	New Hamburg.....	438	1,498	3.4	145	111	102	45	22	3	4	6	
36	New Liskeard.....	1,051	3,779	3.6	326	275	198	129	61	28	16	18	
37	Newmarket.....	1,441	4,683	3.2	561	345	307	133	55	27	8	5	
38	New Toronto.....	2,632	8,415	3.2	932	794	574	208	79	20	15	10	
39	Niagara.....	547	1,833	3.4	188	138	128	55	21	10	3	4	
40	Niagara Falls.....	6,101	19,469	3.2	2,435	1,610	1,157	525	222	90	31	31	
41	North Bay.....	4,468	15,946	3.6	1,387	1,178	910	487	246	134	60	66	
42	Norwich.....	379	1,194	3.2	173	75	76	32	13	6	2	2	
43	Oakville.....	1,796	6,058	3.4	588	481	403	196	83	30	3	12	
44	Orangeville.....	848	2,734	3.2	343	214	159	77	29	10	7	9	
45	Orillia.....	3,182	10,444	3.3	1,180	838	646	298	124	57	20	19	
46	Oshawa.....	11,170	36,280	3.2	3,932	3,213	2,421	1,005	343	142	57	57	
47	Ottawa.....	48,811	166,843	3.4	16,940	12,395	10,141	5,040	2,238	1,002	498	557	
48	Owen Sound.....	4,282	14,158	3.3	1,605	1,049	910	392	200	57	36	33	
49	Palmerston.....	443	1,361	3.1	209	100	78	30	11	9	3	3	
50	Paris.....	1,379	4,502	3.3	525	355	263	142	61	17	10	6	
51	Parry Sound.....	1,290	4,572	3.5	422	320	277	130	59	43	21	18	
52	Pembroke.....	3,047	11,049	3.6	929	781	614	348	188	82	44	61	
53	Penetanguishene.....	988	3,906	4.0	283	215	182	117	86	37	37	31	
54	Perth.....	1,217	4,107	3.4	435	309	241	139	48	21	8	16	
55	Peterborough.....	9,807	32,933	3.4	3,447	2,515	2,088	1,016	411	178	69	83	
56	Petrolia.....	778	2,610	3.4	293	175	169	79	32	13	11	6	
57	Pictou.....	1,142	3,565	3.1	490	303	192	94	37	10	7	9	
58	Point Edward.....	464	1,667	3.6	150	116	79	64	30	8	8	9	
59	Port Arthur.....	8,082	27,347	3.4	2,626	2,221	1,788	857	344	136	52	58	
60	Port Colborne.....	2,151	7,328	3.4	711	567	479	221	100	33	21	19	
61	Port Credit.....	997	3,330	3.3	326	256	250	111	34	10	9	1	
62	Port Dalhousie.....	690	2,354	3.4	214	183	162	82	31	12	5	1	
63	Port Dover.....	653	2,159	3.3	241	176	128	62	25	6	5	10	
64	Port Elgin.....	420	1,296	3.1	195	103	65	30	14	8	3	2	
65	Port Hope.....	1,748	5,708	3.3	648	456	367	169	62	28	10	8	

1. See Introduction for full explanation of types of family.  
2. Includes earnings "not stated" and "nil".

TABLEAU 129. Familles, selon l'importance numérique, le type, et le nombre de membres figurant à la main-d'oeuvre et selon le gain des chefs salariés, cités, villes et villages constitués de 1,000 et plus, 1951 - suite

Familles by type <sup>1</sup> Familles selon le type <sup>1</sup>			Familles by number of persons in the labour force			Wage-earner families by earnings of head Familles de salariés selon le gain du chef								No
Maintain- ing own household -- Main- tenant leur propre ménage	Not maintaining own household -- Ne maintenant pas leur propre ménage		0	1	2+	Total <sup>2</sup>	Under \$1,000 -- Moins de \$1,000	\$1,000- 1,999	\$2,000- 2,499	\$2,500- 2,999	\$3,000- 3,999	\$4,000- 5,999	\$6,000+	
	Related -- Parentes	Non- related -- Non parentes												
313	9	7	4	256	69	314	1	—	1	20	100	149	41	1
997	28	91	26	840	250	964	16	27	74	155	413	189	82	2
425	17	7	48	301	100	349	13	31	172	87	37	6	2	3
367	21	9	52	269	76	243	31	94	56	26	23	4	3	4
2,140	94	50	196	1,602	486	1,748	79	223	455	329	447	172	25	5
644	42	14	78	445	177	423	59	196	91	34	19	9	7	6
7,239	541	705	602	5,563	2,320	6,504	356	1,520	1,766	1,166	896	474	139	7
669	30	7	47	458	201	446	31	123	123	79	58	13	4	8
10,101	896	835	484	6,935	4,413	9,555	296	1,680	2,994	2,452	1,313	501	217	9
409	17	5	57	263	111	261	15	59	90	57	28	7	1	10
451	22	3	20	352	104	382	5	25	98	167	56	14	2	11
1,795	93	12	187	1,199	514	1,228	100	374	380	182	126	30	6	12
4,372	197	124	182	3,225	1,286	3,690	76	174	329	465	989	1,086	508	13
368	13	11	8	349	35	373	4	9	9	72	221	51	7	14
2,286	134	61	273	1,588	620	1,698	88	523	495	241	242	70	18	15
817	58	39	113	569	232	534	46	218	155	45	43	15	3	16
323	15	3	30	249	62	223	24	75	65	27	17	6	1	17
21,795	1,613	1,271	1,671	15,276	7,732	19,198	792	3,246	5,418	4,303	3,393	1,381	436	18
2,058	191	183	95	1,527	810	2,006	59	230	475	498	517	147	30	19
321	6	—	45	240	42	170	27	52	59	20	6	1	—	20
240	12	—	42	157	53	118	16	60	14	12	8	2	1	21
377	28	20	41	289	95	243	8	50	76	56	34	8	6	22
280	8	1	46	183	60	184	31	59	63	17	3	4	1	23
610	34	30	42	470	162	518	48	172	157	76	34	13	—	24
808	39	29	140	538	198	495	55	264	94	36	18	9	1	25
1,152	84	20	49	861	346	1,094	29	78	227	349	347	47	8	26
1,668	143	60	193	1,171	507	1,289	117	415	327	188	123	46	6	27
572	47	16	48	397	190	430	16	76	145	113	50	19	7	28
276	14	1	27	194	70	186	9	91	52	13	14	2	4	29
2,715	270	269	145	2,011	1,098	2,627	84	206	513	712	727	271	83	30
483	45	1	66	332	131	287	45	103	63	22	22	6	1	31
431	42	3	74	282	120	294	49	122	51	30	22	8	—	32
564	22	5	93	362	136	321	40	155	77	17	16	7	—	33
953	63	10	143	644	239	640	63	233	181	70	50	24	6	34
398	26	14	29	291	118	294	32	120	91	21	12	10	4	35
1,011	32	8	72	726	253	754	34	153	239	154	97	45	16	36
1,259	88	94	98	941	402	1,070	43	219	407	188	123	56	17	37
2,181	242	209	104	1,558	970	2,216	70	199	476	651	641	140	17	38
499	25	23	70	383	94	348	23	62	96	68	65	17	4	39
5,273	485	343	331	3,833	1,937	4,781	234	579	1,041	1,308	1,175	306	76	40
3,980	291	197	352	3,073	1,043	3,354	132	566	778	714	715	315	69	41
366	7	6	84	228	87	184	15	73	57	15	8	4	1	42
1,663	94	39	132	1,216	448	1,311	47	161	260	244	252	184	134	43
790	48	10	126	540	182	459	47	160	97	66	54	15	2	44
2,948	141	93	278	2,119	785	2,253	138	769	673	302	196	87	37	45
10,189	670	311	475	7,699	2,996	9,301	268	772	1,539	2,677	3,226	559	130	46
42,143	3,604	3,064	2,978	32,108	13,725	37,991	1,582	7,605	8,467	6,285	7,008	4,694	1,676	47
3,781	261	240	414	2,746	1,122	3,033	216	888	885	480	328	122	38	48
414	20	9	66	291	86	277	21	51	51	59	81	9	1	49
1,264	97	18	88	826	465	1,061	43	220	374	229	124	39	18	50
1,179	61	50	142	828	320	872	70	254	261	149	101	21	2	51
2,712	251	84	195	2,001	851	2,275	125	1,019	654	247	129	46	12	52
913	60	15	99	614	275	697	97	283	201	54	38	7	4	53
1,118	62	37	96	784	337	833	53	354	226	61	76	34	12	54
8,769	602	436	650	6,495	2,662	7,645	269	1,016	2,041	2,190	1,512	418	117	55
731	30	17	83	535	160	522	20	95	154	142	80	21	2	56
1,052	79	11	154	717	271	692	71	315	126	89	51	20	6	57
431	19	14	32	299	133	374	17	33	72	92	129	26	1	58
7,411	384	287	606	5,671	1,805	6,262	326	1,065	1,819	1,338	1,102	319	94	59
1,918	163	70	125	1,436	590	1,719	59	136	293	568	520	96	25	60
889	71	37	52	654	291	753	21	64	137	135	218	119	51	61
644	33	13	42	476	172	547	14	51	134	162	141	25	9	62
607	28	18	75	414	164	393	29	130	136	49	26	6	—	63
400	19	1	71	269	80	225	26	137	28	10	9	6	1	64
1,652	82	14	151	1,168	429	1,259	63	203	356	305	225	60	20	65

1. Voir dans l'Introduction les explications complètes concernant les types de famille.  
2. Comprend les gains "non déclarés" et "aucun gain".

**TABLE 129. Families by size, type, number of members in the labour force, and by earnings of wage-earner heads, for incorporated cities, towns, and villages of 1,000 population and over, 1951 - Continued**

No.	City, town, or village Cité, ville ou village	Total	Persons in families Nombre de personnes dans les familles	Average number of persons per family Moyenne de personnes par famille	Families by number of persons per family Familles selon le nombre de personnes par famille								
					2	3	4	5	6	7	8	9+	
Ontario - Con. - fin													
1	Port Perry .....	465	1,490	3.2	193	107	99	31	25	4	3	3	
2	Portsmouth .....	344	1,194	3.5	107	88	79	41	14	11	2	2	
3	Port Stanley .....	388	1,322	3.4	150	90	74	35	22	4	5	8	
4	Prescott .....	911	2,942	3.2	356	234	182	83	30	17	3	6	
5	Preston .....	2,031	6,655	3.3	763	504	430	201	78	32	11	12	
6	Rainy River .....	365	1,207	3.3	129	100	73	37	17	4	3	2	
7	Renfrew .....	1,814	6,437	3.5	554	482	383	208	91	50	26	20	
8	Richmond Hill .....	574	1,901	3.3	204	148	118	69	25	5	4	1	
9	Ridgetown .....	639	2,036	3.2	274	138	122	64	29	7	3	2	
10	Riverside .....	2,509	8,654	3.4	789	669	570	288	102	41	26	24	
11	Rockcliffe Park .....	374	1,320	3.5	103	87	103	52	24	3	2	-	
12	Rockland .....	510	2,162	4.2	130	108	93	55	45	31	19	29	
13	St. Catharines .....	10,051	32,689	3.3	3,744	2,592	2,131	1,009	351	136	42	46	
14	St. Mary's .....	1,065	3,413	3.2	445	254	193	106	40	11	4	7	
15	St. Thomas .....	4,995	15,536	3.1	2,073	1,313	969	397	155	48	21	19	
16	Sarnia .....	8,953	30,162	3.4	3,060	2,347	1,906	982	377	152	64	65	
17	Sault Ste. Marie .....	8,124	28,630	3.5	2,549	2,080	1,766	873	470	207	99	80	
18	Seaford .....	510	1,713	3.4	191	128	96	46	29	8	7	5	
19	Shelburne .....	323	961	3.0	160	78	44	24	11	3	3	-	
20	Simcoe .....	1,911	6,181	3.2	743	487	389	171	72	23	15	11	
21	Sioux Lookout .....	600	2,053	3.4	205	152	125	61	31	16	7	3	
22	Smith's Falls .....	2,245	7,359	3.3	842	604	444	180	110	30	16	19	
23	Smooth Rock Falls .....	227	973	4.3	53	46	46	26	24	9	12	11	
24	Southampton .....	448	1,484	3.3	175	107	87	42	19	10	3	5	
25	Stayner .....	350	1,096	3.1	155	87	50	38	13	4	2	1	
26	Stirling .....	309	983	3.2	116	87	62	30	11	2	-	1	
27	Stoney Creek .....	541	1,759	3.3	185	144	144	47	11	5	1	4	
28	Stouffville .....	443	1,384	3.1	194	108	79	34	19	4	4	1	
29	Stratford .....	5,066	16,261	3.2	1,943	1,383	995	457	164	61	38	25	
30	Strathroy .....	967	3,141	3.2	390	254	167	78	45	15	10	8	
31	Streetsville .....	295	991	3.4	95	78	74	29	13	3	1	2	
32	Sturgeon Falls .....	1,072	4,541	4.2	273	206	199	145	100	56	40	53	
33	Sudbury .....	9,978	36,462	3.7	2,841	2,592	2,194	1,163	586	253	156	173	
34	Sutton .....	305	997	3.3	109	81	72	24	8	8	3	-	
35	Swansea .....	2,421	7,057	2.9	1,102	688	450	123	38	15	4	1	
36	Tavistock .....	310	948	3.1	143	65	66	21	8	6	1	-	
37	Tecumseh .....	869	3,273	3.8	251	203	184	109	59	25	14	24	
38	Thessalon .....	367	1,370	3.7	112	93	62	47	22	12	13	6	
39	Thorold .....	1,652	5,585	3.4	538	451	368	174	75	25	11	10	
40	Tilbury .....	688	2,467	3.6	214	166	149	86	28	29	7	9	
41	Tillsonburg .....	1,435	4,571	3.2	572	362	309	108	46	26	7	5	
42	Timmins .....	6,662	25,212	3.8	1,775	1,596	1,438	888	445	213	123	133	
43	Toronto .....	177,934	536,665	3.0	78,938	48,500	31,412	12,087	4,319	1,521	660	547	
44	Trenton .....	2,666	9,010	3.4	926	678	586	264	123	36	25	28	
45	Tweed .....	399	1,369	3.4	159	84	77	36	15	12	8	8	
46	Uxbridge .....	473	1,471	3.1	217	109	76	44	15	7	-	5	
47	Vankleek Hill .....	328	1,270	3.9	106	68	53	40	30	11	8	12	
48	Walkerton .....	787	2,748	3.5	243	229	156	85	35	18	14	7	
49	Wallaceburg .....	1,968	6,780	3.4	633	524	421	215	94	45	22	14	
50	Waterdown .....	342	1,182	3.5	106	91	81	35	15	7	5	2	
51	Waterford .....	473	1,478	3.1	213	106	93	33	17	2	4	5	
52	Waterloo .....	3,188	10,645	3.3	1,056	871	741	322	110	47	26	15	
53	Waford .....	303	982	3.2	131	66	53	28	13	8	1	3	
54	Wellsburg .....	4,006	13,489	3.4	1,372	1,074	881	372	153	75	40	39	
55	West Lorne .....	271	905	3.3	104	69	40	38	9	6	3	2	
56	Weston .....	2,379	7,620	3.2	844	651	580	210	60	28	4	2	
57	Wheatley .....	277	914	3.3	98	64	70	30	11	3	-	1	
58	Whitby .....	1,402	4,636	3.3	525	352	278	141	71	17	7	11	
59	Winton .....	486	1,611	3.3	217	104	71	43	19	16	9	7	
60	Winchester .....	326	1,007	3.1	136	87	65	23	9	3	3	-	
61	Windsor .....	30,855	103,387	3.4	11,071	7,827	6,486	3,111	1,291	551	252	266	
62	Wingham .....	669	2,165	3.2	259	177	134	52	23	16	4	4	
63	Woodbridge .....	449	1,507	3.4	146	124	108	40	17	8	3	3	
64	Woodstock .....	4,157	13,206	3.2	1,612	1,136	844	339	136	54	22	14	

1. See Introduction for full explanation of types of family.  
2. Includes earnings "not stated" and "nil".

**TABLEAU 129. Familles, selon l'importance numérique, le type, et le nombre de membres figurant à la main-d'oeuvre et selon le gain des chefs salariés, cités, villes et villages constitués de 1,000 et plus, 1951 - suite**

Familles by type <sup>1</sup> Familles selon le type <sup>1</sup>			Familles by number of persons in the labour force Familles selon le nombre de personnes figurant à la main-d'oeuvre			Wage-earner families by earnings of head Familles de salariés selon le gain du chef								No
Maintaining own household — Maintenant leur propre ménage	Not maintaining own household — Ne maintenant pas leur propre ménage		0	1	2+	Total <sup>2</sup>	Under \$1,000 — Moins de \$1,000	\$1,000- 1,999	\$2,000- 2,499	\$2,500- 2,999	\$3,000- 3,999	\$4,000- 5,999	\$6,000+	No
	Related — Parentes	Non-related — Non parentes												
435	27	3	60	305	100	254	24	51	72	55	31	5	1	1
310	24	10	25	217	102	277	8	60	104	55	28	9	3	2
365	14	9	49	252	87	244	21	77	68	37	27	4	1	3
805	69	37	98	575	239	634	53	248	166	96	46	16	4	4
1,778	164	89	92	1,174	765	1,613	44	303	572	377	222	62	16	5
345	14	6	52	258	55	249	13	27	69	49	61	18	—	6
1,614	119	81	117	1,234	463	1,297	92	525	399	125	89	40	7	7
539	24	11	57	393	124	371	9	54	90	88	63	40	15	8
606	27	6	78	426	135	371	30	112	121	50	41	10	3	9
2,349	107	53	75	1,821	613	2,050	28	81	327	624	547	270	123	10
346	7	21	32	264	78	263	12	21	17	14	24	56	117	11
465	37	8	60	317	133	348	21	181	88	37	12	1	1	12
9,019	636	396	531	6,723	2,797	7,866	259	839	1,647	2,254	1,886	584	229	13
992	59	14	120	621	324	679	36	147	272	121	59	20	3	14
4,596	283	116	444	3,268	1,283	3,810	192	661	824	773	852	421	39	15
8,170	444	339	515	6,090	2,348	7,314	248	723	1,334	1,991	2,238	591	140	16
7,098	562	464	359	5,534	2,231	6,672	162	491	1,403	2,045	1,812	538	128	17
475	22	13	87	343	100	290	26	144	62	18	21	6	—	18
313	9	1	64	197	62	144	29	50	27	11	12	4	—	19
1,782	84	45	166	1,156	589	1,293	112	328	379	192	162	72	17	20
563	27	10	34	433	133	466	22	73	122	78	112	54	4	21
2,058	114	73	225	1,577	443	1,668	64	310	429	317	373	135	10	22
214	10	3	2	168	57	217	—	6	16	40	94	41	20	23
425	21	2	61	290	97	277	35	84	86	32	18	8	2	24
332	16	2	73	224	53	196	33	86	42	15	13	3	—	25
303	6	—	41	205	63	170	18	51	45	26	18	5	—	26
497	29	15	27	392	122	378	19	39	35	80	133	57	14	27
419	14	10	78	304	61	207	4	71	64	27	20	11	—	28
4,660	288	118	445	3,336	1,285	3,795	126	611	1,164	1,155	458	170	45	29
902	57	8	113	618	236	595	66	249	144	58	44	18	5	30
274	16	5	30	188	77	177	5	27	50	33	40	17	4	31
963	85	24	145	890	237	687	45	157	186	160	98	30	7	32
8,733	424	821	424	7,290	2,264	8,261	251	696	1,422	2,466	2,603	535	102	33
277	9	19	43	172	90	151	23	48	29	19	10	2	2	34
2,092	167	162	146	1,530	745	1,839	58	144	278	385	433	339	171	35
280	25	5	38	197	75	170	16	103	29	13	2	1	—	36
806	50	13	54	586	229	671	23	67	167	254	114	25	15	37
332	27	8	58	243	66	199	33	87	42	12	10	4	1	38
1,485	134	33	82	1,074	496	1,338	54	130	287	408	352	87	22	39
653	28	7	62	489	137	463	17	87	170	99	50	7	5	40
1,339	70	26	160	976	299	877	44	250	272	141	93	37	3	41
6,321	263	78	436	4,680	1,546	5,319	194	755	1,679	1,307	1,017	218	43	42
128,276	19,389	30,319	11,949	102,999	63,036	133,465	6,507	23,630	36,437	28,618	22,225	8,552	4,263	43
2,414	152	100	172	1,813	681	2,084	111	572	712	274	264	97	13	44
375	22	2	60	238	101	324	13	79	75	27	16	9	1	45
419	26	28	97	285	91	241	32	66	50	42	30	7	—	46
312	13	3	53	201	74	147	34	71	19	4	7	4	—	47
726	53	8	79	556	152	530	16	226	161	49	34	21	16	48
1,855	90	23	84	1,282	602	1,536	62	225	399	455	294	58	16	49
316	20	6	23	243	76	245	9	27	50	65	54	33	6	50
444	25	4	56	294	123	287	37	106	73	34	25	3	2	51
2,734	252	202	142	1,985	1,061	2,567	85	383	892	606	388	139	89	52
287	11	5	41	199	63	169	12	65	48	23	10	4	1	53
3,554	256	196	185	2,664	1,157	3,211	98	294	631	1,086	819	203	78	54
259	9	3	35	170	66	161	17	51	46	20	23	1	—	55
2,044	144	191	120	1,509	750	1,858	49	156	340	413	516	293	59	56
271	6	—	33	171	73	184	25	66	47	22	9	1	10	57
1,250	77	75	125	903	374	1,038	47	210	261	262	185	42	10	58
456	28	2	92	271	123	246	25	115	51	20	16	7	—	59
300	25	1	50	223	53	178	15	87	31	16	13	9	—	60
27,715	1,972	1,168	1,460	20,432	8,963	25,102	846	2,384	5,355	7,751	6,075	1,792	564	61
633	34	2	69	465	135	414	21	132	136	57	44	11	4	62
405	33	11	30	282	137	331	28	43	130	52	54	18	4	63
3,868	187	102	239	2,560	1,358	3,243	144	857	1,078	639	328	115	55	64

1. Voir dans l'introduction les explications complètes concernant les types de famille.

2. Comprend les gains "non déclarés" et "aucun gain".

TABLE 129. Families by size, type, number of members in the labour force, and by earnings of wage-earner heads, for incorporated cities, towns, and villages of 1,000 population and over, 1951 - Continued

No.	City, town, or village Cité, ville ou village	Total	Persons in families — Nombre de personnes dans les familles	Average number of persons per family — Moyenne de personnes par famille	Families by number of persons per family Familles selon le nombre de personnes par famille							
					2	3	4	5	6	7	8	9+
<b>Manitoba</b>												
1	Altona.....	347	1,284	3.7	109	80	66	39	30	10	6	7
2	Beauséjour.....	383	1,242	3.2	152	89	76	40	18	6	1	1
3	Boisvevain.....	281	851	3.0	125	64	65	17	6	4	—	—
4	Brandon.....	5,052	16,199	3.2	1,909	1,334	1,119	426	155	56	35	18
5	Brooklands.....	755	2,739	3.6	218	198	153	95	54	22	5	10
6	Carman.....	471	1,581	3.4	187	104	87	50	26	6	5	6
7	Dauphin.....	1,537	5,244	3.4	506	378	350	181	81	28	8	5
8	Flin Flon.....	2,380	8,710	3.7	561	659	603	328	138	40	31	20
9	Gimli.....	324	1,140	3.5	101	75	74	45	17	7	4	1
10	Killamey.....	338	1,068	3.2	143	84	60	28	16	3	3	1
11	Minnedosa.....	539	1,809	3.4	195	131	116	57	21	10	4	5
12	Morden.....	483	1,692	3.5	166	121	83	59	26	15	9	4
13	Morris.....	311	1,110	3.6	96	78	67	37	14	14	1	4
14	Neepawa.....	769	2,474	3.2	282	207	157	66	31	10	2	4
15	Portage la Prairie.....	1,964	6,701	3.4	679	488	428	200	96	38	17	18
16	Powerview.....	254	1,008	4.0	57	62	59	33	23	6	7	7
17	Rivers.....	346	1,112	3.2	132	90	70	37	8	8	—	1
18	Roblin.....	272	934	3.4	104	61	55	21	17	6	3	5
19	Russell.....	274	935	3.4	96	70	56	26	13	5	6	2
20	St. Boniface.....	6,564	22,928	3.5	2,046	1,727	1,475	715	324	141	62	74
21	Selkirk.....	1,258	4,606	3.7	344	321	285	168	66	43	17	14
22	Souris.....	457	1,407	3.1	191	122	86	39	14	4	1	—
23	Steinbach.....	502	1,961	3.9	124	115	117	76	25	18	15	12
24	Stonewall.....	258	903	3.5	93	61	42	35	11	11	3	2
25	Swan River.....	557	2,019	3.6	184	114	114	78	37	15	8	7
26	The Pas.....	771	2,881	3.7	193	202	197	85	45	22	9	18
27	Transcona.....	1,871	6,297	3.4	582	557	423	179	74	31	16	9
28	Tuxedo.....	327	1,263	3.9	70	83	86	44	20	12	6	6
29	Virden.....	487	1,473	3.0	233	108	82	44	10	7	1	2
30	Winkler.....	330	1,212	3.7	109	73	62	38	22	14	6	6
31	Winnipeg.....	63,117	196,639	3.1	25,030	17,564	12,891	5,054	1,633	572	223	150
<b>Saskatchewan</b>												
32	Assiniboia.....	503	1,654	3.3	201	128	83	47	21	16	3	4
33	Battleford.....	274	1,097	4.0	70	67	64	28	8	11	14	12
34	Biggar.....	565	1,903	3.4	199	143	124	59	17	9	8	6
35	Canora.....	392	1,285	3.3	154	96	71	39	19	9	3	1
36	Estevan.....	1,003	3,388	3.4	362	256	182	110	54	25	9	5
37	Eston.....	317	1,138	3.6	95	76	76	40	14	9	3	4
38	Gravelbourg.....	238	951	4.0	71	49	49	23	14	10	9	13
39	Grenfell.....	259	855	3.3	98	57	59	28	10	5	1	1
40	Hudson Bay.....	264	953	3.6	72	70	61	32	17	8	2	2
41	Humboldt.....	589	2,097	3.6	189	140	118	75	39	14	9	5
42	Indian Head.....	411	1,309	3.2	179	99	65	39	17	5	3	4
43	Kamsack.....	636	2,044	3.2	245	156	146	58	16	10	1	4
44	Kindersley.....	458	1,513	3.3	176	107	96	47	15	10	6	1
45	Lloydminster (pt.) <sup>3</sup> .....	567	1,932	3.4	195	133	135	58	26	10	6	4
46	Maple Creek.....	420	1,364	3.2	171	101	78	37	21	5	4	3
47	Meadow Lake.....	456	1,731	3.8	115	122	94	61	28	16	11	9
48	Melfort.....	720	2,487	3.5	225	198	150	87	33	16	7	4
49	Melville.....	1,142	3,966	3.5	359	313	245	115	62	24	14	10
50	Moose Jaw.....	6,352	20,907	3.3	2,344	1,647	1,317	617	247	94	35	51
51	Moosomin.....	317	1,011	3.2	129	78	67	25	10	2	4	2
52	Nipawin.....	806	2,700	3.3	282	193	184	94	31	14	5	3
53	North Battleford.....	1,850	6,365	3.4	621	442	439	184	93	27	29	15
54	Prince Albert.....	4,037	14,525	3.6	1,232	970	912	481	219	114	51	58
55	Regina.....	18,229	60,225	3.3	6,447	4,877	3,983	1,735	672	285	110	120
56	Rosetown.....	456	1,531	3.4	157	118	100	49	15	10	5	2

1. See Introduction for full explanation of types of family.

2. Includes earnings "not stated" and "nil".

3. For other part see under "Alberta", page 129-21.

**TABLEAU 129. Familles, selon l'importance numérique, le type, et le nombre de membres figurant à la main-d'oeuvre et selon le gain des chefs salariés, cités, villes et villages constitués de 1,000 et plus, 1951 - suite**

Familles by type <sup>1</sup> — Familles selon le type <sup>1</sup>			Familles by number of persons in the labour force — Familles selon le nombre de personnes figurant à la main-d'oeuvre			Wage-earner families by earnings of head — Familles de salariés selon le gain du chef								No
Maintaining own household — Maintenant leur propre ménage	Not maintaining own household — Ne maintenant pas leur propre ménage		0	1	2+	Total <sup>2</sup>	Under \$1,000 — Moins de \$1,000	\$1,000-1,999	\$2,000-2,499	\$2,500-2,999	\$3,000-3,999	\$4,000-5,999	\$6,000+	No
	Related — Parentes	Non-related — Non parentes												
340	4	3	51	238	58	230	34	88	55	16	11	4	1	1
368	14	1	86	245	52	157	29	80	22	13	8	2	1	2
270	10	1	31	169	81	152	23	66	29	15	11	2	—	3
4,646	202	204	505	3,305	1,242	3,662	160	1,015	1,144	605	484	170	39	4
711	34	10	47	483	225	616	42	151	286	88	39	5	—	5
452	16	3	86	305	80	221	35	101	33	15	17	4	—	6
1,403	76	58	204	1,025	308	998	111	266	80	158	157	45	4	7
2,309	35	36	38	1,848	494	2,176	32	119	141	275	1,162	393	35	8
312	10	2	45	235	44	188	3	52	53	32	33	6	—	9
323	13	2	69	209	60	139	24	63	26	6	9	1	—	10
523	9	7	77	366	96	318	27	85	58	51	82	7	1	11
462	15	6	99	295	89	234	37	120	25	18	14	5	1	12
302	4	5	47	214	50	154	57	67	13	11	4	1	—	13
732	30	7	102	494	173	438	64	183	78	46	42	12	—	14
1,778	81	105	263	1,305	396	1,208	154	447	321	133	93	23	5	15
237	14	3	16	200	38	216	2	15	39	53	68	35	2	16
328	7	11	31	256	59	242	15	51	97	45	24	6	1	17
266	4	2	58	172	42	106	13	50	20	7	9	3	—	18
264	7	3	54	176	44	133	21	50	33	12	8	5	1	19
6,062	317	185	383	4,280	1,901	5,143	237	1,091	1,467	944	878	335	106	20
1,175	57	26	82	806	370	932	85	260	329	145	66	22	7	21
436	17	4	80	302	75	254	15	72	39	47	46	26	—	22
488	10	4	63	338	101	253	26	106	78	15	15	2	—	23
250	7	1	49	154	55	118	22	53	16	8	11	3	—	24
533	15	9	84	366	107	284	37	118	55	31	25	6	—	25
723	23	25	81	498	192	510	34	107	141	85	94	31	7	26
1,747	108	16	149	1,266	456	1,503	56	183	548	515	144	35	2	27
311	9	7	27	229	71	208	13	31	42	21	28	14	53	28
463	17	7	116	308	63	215	34	101	31	20	14	5	2	29
319	7	4	62	205	63	151	43	58	19	6	3	2	—	30
55,602	3,452	4,063	4,744	38,651	19,722	46,409	3,032	10,613	13,626	8,153	6,215	2,588	1,400	31
476	13	14	76	319	108	255	27	63	52	43	39	12	7	32
256	12	6	39	183	52	166	23	62	47	20	10	—	—	33
544	12	9	60	402	103	383	25	54	67	68	96	67	—	34
362	21	9	67	239	86	167	28	68	36	12	12	—	—	35
955	34	14	150	670	183	562	64	180	132	73	72	25	3	36
308	6	3	40	239	38	115	10	34	32	12	17	1	1	37
231	5	2	25	162	51	91	13	35	27	7	5	2	—	38
246	8	5	57	173	29	105	17	49	18	8	7	2	—	39
259	5	—	27	194	43	170	4	47	54	26	26	5	—	40
555	18	16	79	390	120	336	30	81	89	61	43	16	1	41
364	31	16	63	277	71	209	29	83	40	27	21	3	—	42
602	21	13	106	437	93	346	34	82	82	48	57	30	1	43
437	13	8	36	306	118	234	19	67	57	45	26	14	1	44
534	15	18	44	401	122	362	45	84	105	43	54	16	5	45
394	14	12	79	221	120	205	44	88	31	16	12	3	4	46
445	7	4	58	335	63	226	27	107	51	20	6	3	—	47
694	20	6	93	473	154	407	46	103	107	55	47	20	2	48
1,103	32	7	148	814	180	728	42	138	158	131	161	76	4	49
6,012	179	161	628	4,272	1,452	4,523	305	914	1,195	935	781	279	51	50
299	7	11	52	215	50	187	45	82	32	11	7	6	2	51
777	23	6	143	569	94	359	59	165	65	34	19	7	—	52
1,714	56	80	193	1,188	469	1,201	116	371	309	177	152	44	13	53
3,779	155	103	378	2,676	983	2,915	252	731	858	491	417	114	28	54
16,408	755	1,066	1,347	11,443	5,439	13,809	659	3,211	3,732	2,471	2,162	985	319	55
443	7	6	28	319	109	250	12	80	64	43	32	10	2	56

1. Voir dans l'Introduction les explications complètes concernant les types de famille.

2. Comprend les gains "non déclarés" et "aucun gain".

3. Pour l'autre partie voir sous "Alberta", page 129-21.

TABLE 129. Families by size, type, number of members in the labour force, and by earnings of wage-earner heads, for incorporated cities, towns, and villages of 1,000 population and over, 1951 - Continued

No.	City, town, or village Cité, ville ou village	Total	Persons in familles — Nombre de personnes dans les familles	Average number of persons per family — Moyenne de personnes par famille	Families by number of persons per family Familles selon le nombre de personnes par famille							
					2	3	4	5	6	7	8	9+
Saskatchewan - Con. - fin												
1	Resthern .....	301	1,071	3.6	109	62	64	28	17	10	5	6
2	Saskatoon.....	13,639	44,742	3.3	4,882	3,635	2,949	1,369	466	191	90	57
3	Shaunavon .....	406	1,401	3.5	143	94	82	48	22	11	3	3
4	Sutherland .....	369	1,241	3.4	110	109	90	37	14	7	—	—
5	Swift Current .....	1,948	6,526	3.4	697	506	384	212	85	34	16	14
6	Tisdale.....	519	1,771	3.4	182	116	124	53	29	5	3	7
7	Unity.....	322	1,076	3.3	112	87	63	39	11	3	6	1
8	Wadena.....	255	918	3.6	80	59	52	35	16	6	5	2
9	Waprous.....	326	1,049	3.2	134	87	52	22	21	5	4	1
10	Weyburn.....	1,317	4,439	3.4	446	359	271	141	54	24	15	7
11	Winkle.....	390	1,393	3.6	124	92	85	49	18	8	9	5
12	Wynyard.....	339	1,162	3.4	103	91	72	40	17	6	4	1
13	Yorkton.....	1,813	6,094	3.3	613	467	434	174	83	24	11	7
Alberta												
14	Athabasca .....	251	907	3.6	63	68	64	33	11	8	2	2
15	Barrhead.....	291	1,079	3.7	77	74	65	37	21	8	6	3
16	Beverly.....	533	2,037	3.8	123	129	115	102	30	23	8	3
17	Black Diamond .....	281	1,078	3.8	78	52	63	51	16	12	5	4
18	Blairmore.....	543	1,730	3.2	191	157	123	52	16	3	1	—
19	Bonnyville.....	228	966	4.2	47	54	43	36	19	9	11	10
20	Bowness.....	746	2,725	3.7	196	175	191	113	37	25	5	4
21	Brooks.....	413	1,354	3.3	149	97	105	38	15	7	—	—
22	Calgary.....	34,053	107,344	3.2	13,030	9,333	7,408	2,848	959	275	122	78
23	Camrose.....	948	3,363	3.5	281	244	209	125	54	18	9	8
24	Cardston.....	571	2,277	4.0	165	97	107	86	63	27	16	10
25	Claresholm.....	416	1,314	3.2	181	90	90	22	28	3	1	3
26	Coleman.....	521	1,717	3.3	173	134	141	47	15	9	1	1
27	Didsbury.....	300	999	3.3	112	72	63	30	11	8	2	2
28	Drumheller.....	673	2,225	3.3	235	175	160	63	20	9	8	3
29	Edmonton.....	40,278	134,820	3.3	13,522	10,613	9,245	4,207	1,633	650	236	172
30	Edson.....	486	1,696	3.5	137	147	96	60	33	9	3	1
31	Forest Lawn.....	263	1,025	3.9	54	65	68	15	11	4	4	4
32	Fort Saskatchewan.....	179	657	3.7	68	27	37	20	13	6	3	5
33	Grande Prairie.....	648	2,308	3.6	197	150	156	79	36	20	5	5
34	Hanna.....	523	1,735	3.3	187	146	96	55	20	11	7	1
35	High Prairie.....	251	963	3.8	62	65	68	33	15	10	4	4
36	High River.....	489	1,590	3.3	205	97	108	50	14	4	8	3
37	Innisfail.....	359	1,194	3.3	130	87	77	37	21	3	3	1
38	Jasper Place.....	2,225	8,550	3.8	488	562	578	286	153	80	49	29
39	Lacombe.....	584	1,932	3.3	204	158	115	69	28	7	1	2
40	Leduc.....	454	1,590	3.5	144	108	105	49	34	10	2	2
41	Lethbridge.....	6,058	20,068	3.3	2,044	1,639	1,426	570	242	82	29	26
42	Lloydminster (pt.) <sup>3</sup> .....	420	1,472	3.5	137	110	83	50	17	12	6	5
43	Macleod.....	486	1,592	3.3	178	127	105	40	24	8	5	1
44	Magrath.....	318	1,229	3.9	95	58	68	42	32	11	5	7
45	McLennan.....	221	927	4.2	56	42	49	32	11	12	7	12
46	Medicine Hat.....	4,449	14,552	3.3	1,642	1,142	929	462	170	63	28	15
47	Olds.....	416	1,382	3.3	148	102	85	43	16	7	5	—
48	Peace River.....	407	1,376	3.4	130	111	83	58	18	4	2	1
49	Pincher Creek.....	355	1,205	3.4	133	83	71	33	15	13	3	4
50	Ponoka.....	671	2,267	3.4	227	172	155	62	33	12	7	3
51	Raymond.....	486	2,011	4.1	108	84	116	81	44	30	12	11
52	Redcliff.....	377	1,432	3.8	94	86	99	48	25	12	5	8
53	Red Deer.....	1,864	6,247	3.4	632	475	434	204	72	27	8	12

1. See Introduction for full explanation of types of family.
2. Includes earnings "not stated" and "nil".
3. For other part see under "Saskatchewan", page 129-19.



TABLEAU 129. Familles, selon l'importance numérique, le type, et le nombre de membres figurant à la main-d'oeuvre et selon le gain des chefs salariés, cités, villes et villages constitués de 1,000 et plus, 1951 — suite

Familles by type <sup>1</sup> Familles selon le type <sup>1</sup>			Familles by number of persons in the labour force Familles selon le nombre de personnes figurant à la main-d'oeuvre			Wage-earner families by earnings of head Familles de salariés selon le gain du chef								No
Maintain- ing own household — Main- tenant leur propre ménage	Not maintaining own household — Ne maintenant pas leur propre ménage		0	1	2+	Total <sup>2</sup>	Under \$1,000 — Moins de \$1,000	\$1,000- 1,999	\$2,000- 2,499	\$2,500- 2,999	\$3,000- 3,999	\$4,000- 5,999	\$6,000+	
	Related — Parentes	Non-related — Non parentes												
292	4	5	61	192	48	137	26	55	30	6	11	3	—	1
12,462	440	537	1,319	9,180	3,140	9,826	611	2,234	2,748	1,751	1,512	634	149	2
388	8	10	58	261	87	213	27	71	56	20	24	6	1	3
349	12	8	20	266	83	289	12	49	51	73	72	27	—	4
1,870	45	33	217	1,309	422	1,292	99	372	362	205	167	45	11	5
506	8	5	69	346	104	268	33	103	59	23	30	7	3	6
309	11	2	50	224	48	155	19	43	39	21	16	2	—	7
250	3	2	33	162	60	120	18	46	24	13	8	3	—	8
314	8	4	51	227	48	181	10	29	69	41	24	7	—	9
1,237	43	37	145	873	299	876	54	259	302	126	96	29	3	10
368	15	7	63	262	65	207	8	52	33	40	48	22	—	11
325	11	3	45	232	62	179	15	43	32	29	39	15	4	12
1,630	60	123	224	1,184	405	1,149	112	363	295	189	131	39	10	13
242	8	1	33	184	34	131	18	42	36	16	12	3	—	14
289	—	2	39	222	30	132	23	55	35	7	6	3	1	15
504	22	7	39	363	131	426	44	157	133	60	20	4	—	16
274	6	1	26	212	43	197	11	43	29	57	38	11	1	17
517	24	2	35	431	77	415	13	52	111	118	92	18	5	18
218	2	8	20	164	44	131	16	43	25	14	21	8	—	19
719	24	3	61	508	177	550	30	126	194	119	55	15	2	20
392	10	11	26	312	75	282	16	104	72	38	32	6	1	21
31,130	1,436	1,487	2,968	22,572	8,513	24,916	1,056	4,148	6,842	5,194	4,431	1,966	886	22
887	31	30	145	656	147	549	26	155	161	83	61	24	7	23
553	14	4	83	368	120	250	21	88	55	40	29	6	2	24
394	11	11	57	281	78	212	25	70	61	18	17	7	2	25
486	21	14	36	398	87	435	9	76	160	104	64	10	5	26
288	9	3	49	208	43	137	7	23	38	25	22	8	2	27
652	16	5	47	488	138	450	18	68	105	93	122	30	6	28
36,759	1,633	1,886	2,949	27,171	10,158	30,164	1,551	5,614	8,172	5,617	5,539	2,267	862	29
465	13	8	35	360	91	343	12	33	89	74	76	49	4	30
246	9	9	14	199	51	208	16	60	86	29	11	2	—	31
169	6	4	18	121	40	117	13	42	34	13	5	3	—	32
632	12	4	46	467	135	409	24	113	129	51	61	16	4	33
498	13	12	46	388	89	345	26	74	69	61	73	31	1	34
241	6	4	21	180	50	143	12	47	33	15	17	2	1	35
458	15	16	111	310	68	198	13	48	73	23	24	5	1	36
340	13	6	62	248	49	169	3	46	52	33	14	4	1	37
2,130	61	34	137	1,665	423	1,775	122	520	558	311	184	40	8	38
559	14	11	66	400	118	344	23	134	102	41	33	8	1	39
443	9	2	38	319	97	292	27	65	62	46	46	35	6	40
5,549	247	262	512	4,048	1,498	4,402	232	983	1,328	724	737	268	79	41
406	9	5	47	279	94	258	24	53	66	34	50	18	6	42
458	11	17	72	336	78	306	14	89	90	64	34	7	4	43
302	14	2	33	211	74	165	27	63	41	18	7	4	—	44
211	5	5	17	160	44	159	9	30	31	23	46	13	1	45
4,194	167	88	645	2,835	969	2,872	207	774	829	411	438	143	24	46
403	8	5	55	283	78	201	16	55	77	18	23	3	—	47
391	6	10	14	299	94	292	18	59	88	40	60	20	6	48
343	12	—	52	252	51	177	19	62	46	28	14	4	3	49
643	18	10	87	476	108	416	11	158	154	39	32	9	—	50
472	13	1	36	365	85	255	12	77	87	37	23	8	—	51
365	11	1	27	270	80	300	27	54	113	47	47	4	—	52
1,791	58	15	209	1,250	405	1,269	85	315	388	212	171	55	16	53

1. Voir dans l'introduction les explications complètes concernant les types de famille.

2. Comprend les gains "non déclarés" et "aucun gain".

3. Pour l'autre partie voir sous "Saskatchewan", page 129-19.

**TABLE 129. Families by size, type, number of members in the labour force, and by earnings of wage-earner heads, for incorporated cities, towns, and villages of 1,000 population and over, 1951 - Concluded**

No.	City, town, or village Cité, ville ou village	Total	Persons in families — Nombre de personnes dans les familles	Average number of persons per family — Moyenne de personnes par famille	Families by number of persons per family Familles selon le nombre de personnes par famille							
					2	3	4	5	6	7	8	9+
<b>Alberta—Con.—fin</b>												
1	Redwater .....	320	1,144	3.6	75	101	78	42	12	6	2	4
2	Rocky Mountain House .....	276	1,000	3.6	87	46	72	45	20	1	1	4
3	St. Albert .....	173	795	4.6	29	32	39	25	19	13	3	13
4	St. Paul .....	319	1,226	3.8	92	77	50	43	28	16	5	8
5	Stettler .....	610	2,119	3.5	191	150	141	73	38	10	6	1
6	Taber .....	726	2,760	3.8	187	156	167	122	50	27	8	9
7	Three Hills .....	251	870	3.5	83	62	52	29	15	6	3	1
8	Vegreville .....	528	1,856	3.5	162	139	116	63	28	8	5	7
9	Vermilion .....	494	1,710	3.5	179	117	88	55	30	15	5	5
10	Vulcan .....	263	888	3.4	84	65	67	32	10	3	2	—
11	Wainwright .....	509	1,709	3.4	189	129	97	48	26	11	4	5
12	Westlock .....	268	945	3.5	73	74	71	25	15	5	4	1
13	Wetaskiwin .....	941	3,210	3.4	326	216	219	103	46	17	7	7
<b>British Columbia</b>												
14	Alberni .....	869	3,030	3.5	266	217	211	101	46	14	7	7
15	Armstrong .....	297	955	3.2	132	53	62	32	9	4	3	2
16	Campbell River .....	533	1,733	3.3	193	140	125	44	19	7	3	2
17	Castlegar .....	353	1,255	3.6	98	71	105	58	16	2	1	2
18	Chilliwack .....	1,612	4,979	3.1	683	416	314	129	46	13	7	4
19	Courtenay .....	700	2,264	3.2	245	190	162	74	23	4	1	1
20	Cranberry Lake .....	369	1,246	3.4	120	94	86	48	13	3	4	1
21	Cranbrook .....	906	3,130	3.5	276	213	247	108	38	15	3	6
22	Creston .....	420	1,441	3.4	148	94	97	40	24	10	4	3
23	Dawson Creek .....	860	3,155	3.7	225	206	226	109	52	23	12	7
24	Duncan .....	736	2,337	3.2	307	187	159	59	28	9	4	3
25	Fernie .....	673	2,237	3.3	231	178	153	66	28	12	—	5
26	Grand Forks .....	447	1,479	3.3	170	108	82	52	24	8	2	1
27	Hope .....	423	1,476	3.5	140	102	87	54	26	6	4	4
28	Kamloops .....	2,054	6,622	3.2	779	494	476	203	71	19	5	7
29	Kelowna .....	2,314	7,449	3.2	917	553	490	216	90	29	10	9
30	Kimberley .....	1,521	5,475	3.6	349	414	443	194	77	28	11	5
31	Ladysmith .....	565	1,831	3.2	189	170	130	51	14	7	2	2
32	Lake Cowichan .....	424	1,521	3.6	104	105	117	70	21	4	1	2
33	Merritt .....	308	1,074	3.5	96	88	63	33	15	6	3	4
34	Mission City .....	719	2,342	3.3	273	166	161	77	29	10	2	1
35	Nanaimo .....	1,989	6,112	3.1	805	536	437	150	44	11	4	2
36	Nelson .....	1,782	5,740	3.2	677	438	398	182	59	16	9	3
37	New Westminster .....	7,278	23,146	3.2	2,800	1,870	1,645	631	208	77	28	21
38	North Kamloops .....	510	1,808	3.5	150	125	111	82	24	10	5	3
39	North Vancouver .....	4,317	14,246	3.3	1,508	1,094	1,038	422	160	61	17	17
40	Oliver .....	261	882	3.4	88	59	70	29	7	3	4	1
41	Penticton .....	2,841	9,502	3.3	1,000	658	701	279	128	54	10	11
42	Port Alberni .....	2,080	6,957	3.3	685	525	526	226	75	24	12	7
43	Port Coquitlam .....	864	2,979	3.4	278	221	198	91	47	14	8	7
44	Port Moody .....	609	2,054	3.4	216	136	141	71	28	13	1	3
45	Prince George .....	1,117	3,882	3.5	333	280	277	147	47	17	13	3
46	Prince Rupert .....	2,173	7,252	3.3	673	628	522	227	85	25	8	5
47	Quesnel .....	386	1,299	3.4	128	90	105	38	17	5	1	2
48	Revelstoke .....	797	2,564	3.2	290	208	191	68	29	8	1	2
49	Rossland .....	1,115	4,280	3.8	247	268	275	180	87	30	13	15
50	Salmon Arm .....	317	1,049	3.3	119	73	69	34	16	—	4	2
51	Smithers .....	291	1,009	3.5	91	69	70	38	15	5	2	1
52	Trail .....	2,956	10,058	3.4	882	791	769	333	127	32	12	10
53	Vancouver .....	92,798	281,265	3.0	40,409	23,891	18,502	6,810	2,206	608	240	132
54	Vernon .....	1,998	6,631	3.3	690	528	450	197	88	26	10	9
55	Victoria .....	13,632	40,363	3.0	6,513	3,332	2,371	915	334	107	34	26
56	Westview .....	980	3,200	3.3	356	249	221	101	30	15	6	2
<b>Yukon Territory</b>												
57	Whitehorse .....	593	1,945	3.3	204	175	129	50	18	7	5	5

1. See Introduction for full explanation of types of family.  
2. Includes earnings "not stated" and "nil".

TABLEAU 129. Familles, selon l'importance numérique, le type, et le nombre de membres figurant à la main-d'oeuvre et selon le gain des chefs salariés, cités, villes et villages constitués de 1,000 et plus, 1951 - fin

Familles by type <sup>1</sup> Familles selon le type <sup>1</sup>			Familles by number of persons in the labour force Familles selon le nombre de personnes figurant à la main-d'oeuvre			Wage-earner families by earnings of head Familles de salariés selon le gain du chef								No
Maintain- ing own household — Main- tenant leur propre ménage	Not maintaining own household — Ne maintenant pas leur propre ménage		0	1	2+	Total <sup>2</sup>	Under \$1,000 — Moins de \$1,000	\$1,000- 1,999	\$2,000- 2,499	\$2,500- 2,999	\$3,000- 3,999	\$4,000- 5,999	\$6,000+	No
	Related — Parentes	Non- related — Non parentes												
314	4	2	8	278	34	243	7	23	43	53	64	36	6	1
267	4	5	31	189	56	162	10	51	43	23	19	9	—	2
166	7	—	12	115	45	122	18	49	28	18	5	—	—	3
313	3	3	41	200	78	182	13	51	47	40	22	5	—	4
546	18	46	80	416	114	329	29	86	80	37	57	25	6	5
690	30	6	67	504	155	441	39	163	127	55	40	10	3	6
237	11	3	39	166	46	132	29	36	34	16	13	2	—	7
492	18	18	81	346	101	290	22	105	70	39	31	5	4	8
473	13	8	72	342	80	271	21	68	80	48	29	10	5	9
256	4	3	24	188	51	127	11	36	37	21	11	5	—	10
451	19	39	60	368	81	322	10	90	95	61	51	7	2	11
258	4	6	21	183	64	146	14	50	27	22	19	10	2	12
889	31	21	119	615	207	568	56	151	136	79	78	24	11	13
826	24	19	76	584	209	644	24	53	177	166	167	39	3	14
280	14	3	60	186	51	150	16	39	47	18	12	4	—	15
513	9	11	27	393	113	415	24	70	75	100	90	35	8	16
343	9	1	35	277	41	260	6	24	60	99	62	6	—	17
1,519	48	45	291	991	330	890	108	279	212	118	111	33	8	18
682	13	5	48	523	129	460	19	98	131	94	81	15	3	19
353	8	8	23	275	71	301	12	19	53	129	80	6	—	20
846	27	33	65	644	197	653	31	71	146	126	191	59	10	21
405	9	6	62	275	83	224	20	64	77	32	18	5	—	22
832	19	9	37	615	208	593	67	137	150	103	104	17	4	23
702	14	20	83	460	193	474	18	72	120	105	105	21	8	24
633	29	11	75	421	177	474	29	77	175	89	63	22	10	25
433	12	2	63	307	77	261	24	77	102	68	24	6	—	26
405	15	3	33	316	74	283	13	57	70	63	47	10	1	27
1,967	59	28	171	1,341	542	1,465	64	217	354	298	341	154	17	28
2,178	88	48	420	1,421	473	1,376	133	324	396	209	198	69	25	29
1,465	34	22	50	1,171	300	1,353	19	62	155	460	535	92	21	30
543	15	7	45	393	127	430	23	48	114	103	97	29	5	31
412	7	5	11	312	101	361	12	33	80	84	119	25	1	32
294	7	7	31	204	73	192	10	38	60	40	30	9	—	33
682	23	14	103	449	167	426	22	127	106	83	60	13	4	34
1,851	100	38	208	1,308	473	1,350	69	285	329	286	248	67	19	35
1,692	64	26	217	1,226	339	1,225	52	148	322	259	293	96	19	36
6,679	367	232	723	4,563	1,992	5,229	213	728	1,496	1,260	940	344	93	37
488	17	5	49	339	122	373	24	98	131	49	43	12	1	38
4,031	186	100	427	2,803	1,087	3,105	174	458	803	769	629	159	32	39
256	5	—	30	174	57	161	32	34	29	24	23	6	—	40
2,684	82	75	396	1,883	562	1,707	116	349	456	310	305	95	14	41
1,973	58	49	105	1,545	430	1,642	38	179	429	416	387	121	30	42
827	19	18	123	612	129	567	25	93	193	150	77	13	1	43
574	30	5	76	431	102	466	30	48	96	158	93	21	1	44
1,049	30	38	49	832	236	735	24	108	159	185	167	56	14	45
2,043	74	56	75	1,452	646	1,569	58	166	337	380	423	132	32	46
362	19	5	24	244	118	250	12	45	77	52	47	7	1	47
762	27	8	77	594	126	620	17	70	102	109	201	100	6	48
1,082	25	8	68	811	236	939	46	41	140	307	319	59	11	49
302	8	7	53	216	48	173	9	45	55	36	13	7	—	50
272	12	7	16	234	41	205	16	34	28	48	60	15	1	51
2,820	71	65	121	2,116	719	2,517	91	146	339	898	840	137	20	52
82,787	4,689	5,322	10,405	57,534	24,859	63,176	3,771	10,770	16,455	12,900	11,580	4,146	1,860	53
1,867	73	58	262	1,248	488	1,274	132	363	341	193	150	45	6	54
12,316	605	711	2,220	8,020	3,392	8,985	566	1,816	2,659	1,924	1,392	368	74	55
917	46	17	73	696	211	755	22	42	117	256	242	55	5	56
566	11	16	24	441	128	502	20	41	54	71	217	86	9	57

1. Voir dans l'Introduction les explications complètes concernant les types de famille.  
2. Comprend les gains "non déclarés" et "aucun gain".

TABLE 130. Families by size, type, number of members in the labour force, and by earnings of wage-earner heads, for census metropolitan areas, 1951

No.	Census metropolitan area Zone métropolitaine de recensement	Total	Persons in families — Nombre de personnes dans les familles	Average number of persons per family — Moyenne de personnes par famille	Families by number of persons per family Familles selon le nombre de personnes par famille							
					2	3	4	5	6	7	8	9+
					1	Calgary .....	36,429	116,387	3.2	13,581	9,870	8,038
2	City proper — Ville proprement dite..	34,053	107,344	3.2	13,030	9,333	7,408	2,848	959	275	122	78
3	Fringe areas — Banlieue .....	2,376	9,043	3.8	551	537	630	377	147	80	26	28
4	Edmonton .....	43,548	147,377	3.4	14,254	11,416	10,071	4,664	1,864	767	302	210
5	City proper — Ville proprement dite..	40,278	134,820	3.3	13,522	10,613	9,245	4,207	1,633	650	236	172
6	Fringe areas — Banlieue .....	3,270	12,557	3.8	732	803	826	457	231	117	66	38
7	Halifax .....	30,327	109,617	3.6	8,992	7,926	6,443	3,502	1,715	800	432	517
8	City proper — Ville proprement dite..	19,016	66,662	3.5	6,218	4,967	3,808	2,084	973	451	234	281
9	Fringe areas — Banlieue .....	11,311	42,955	3.8	2,774	2,959	2,635	1,418	742	349	198	236
10	Hamilton .....	68,820	222,939	3.2	25,743	18,301	14,437	6,257	2,406	934	419	323
11	City proper — Ville proprement dite..	55,764	178,482	3.2	21,586	14,945	11,254	4,831	1,829	721	337	261
12	Fringe areas — Banlieue .....	13,056	44,457	3.4	4,157	3,356	3,183	1,426	577	213	82	62
13	London .....	31,117	99,098	3.2	12,037	8,466	6,231	2,716	1,004	396	145	122
14	City proper — Ville proprement dite..	24,679	77,348	3.1	10,055	6,637	4,700	2,023	772	291	114	87
15	Fringe areas — Banlieue .....	6,438	21,750	3.4	1,982	1,829	1,531	693	232	105	31	35
16	Montréal .....	334,967	1,191,416	3.6	108,798	85,213	66,962	36,249	17,776	9,414	4,763	5,792
17	City proper — Ville proprement dite..	246,389	868,208	3.5	83,023	62,747	47,631	25,654	12,741	6,832	3,507	4,254
18	Fringe areas — Banlieue .....	88,578	323,208	3.6	25,775	22,466	19,331	10,595	5,035	2,582	1,256	1,538
19	Ottawa .....	67,017	240,274	3.6	21,403	16,644	13,845	7,412	3,690	1,827	975	1,221
20	City proper — Ville proprement dite..	48,811	166,843	3.4	16,940	12,395	10,141	5,040	2,238	1,002	498	557
21	Fringe areas — Banlieue .....	18,206	73,431	4.0	4,463	4,249	3,704	2,372	1,452	825	477	664
22	Québec .....	54,076	233,422	4.3	12,641	11,512	9,900	7,125	4,665	3,081	1,950	3,202
23	City proper — Ville proprement dite..	33,830	139,843	4.1	8,720	7,574	6,195	4,237	2,645	1,741	1,018	1,700
24	Fringe areas — Banlieue .....	20,246	93,579	4.6	3,921	3,938	3,705	2,888	2,020	1,340	932	1,502
25	Saint John .....	18,414	65,721	3.6	5,950	4,715	3,596	2,017	1,015	521	296	304
26	City proper — Ville proprement dite..	12,224	43,036	3.5	4,124	3,127	2,313	1,304	648	317	208	183
27	Fringe areas — Banlieue .....	6,190	22,685	3.7	1,826	1,588	1,283	713	367	204	88	121
28	St. John's (Nfld.) .....	13,964	58,517	4.2	3,301	3,076	2,689	1,894	1,133	766	440	665
29	City proper — Ville proprement dite..	11,427	46,179	4.0	2,863	2,621	2,247	1,530	864	547	325	430
30	Fringe areas — Banlieue .....	2,537	12,338	4.9	438	455	442	364	269	219	115	235
31	Toronto .....	302,381	937,393	3.1	121,785	84,512	60,632	23,050	7,806	2,636	1,108	852
32	City proper — Ville proprement dite..	177,984	536,665	3.0	78,938	48,500	31,412	12,087	4,319	1,521	660	547
33	Fringe areas — Banlieue .....	124,397	400,728	3.2	42,847	36,012	29,220	10,963	3,487	1,115	448	305
34	Vancouver .....	141,939	443,526	3.1	57,682	36,239	30,185	11,776	3,992	1,263	465	337
35	City proper — Ville proprement dite..	92,798	281,265	3.0	40,409	23,891	18,502	6,810	2,206	608	240	132
36	Fringe areas — Banlieue .....	49,141	162,261	3.3	17,273	12,348	11,683	4,966	1,786	655	225	205
37	Victoria .....	27,988	84,807	3.0	12,560	6,847	5,398	2,140	698	213	73	59
38	City proper — Ville proprement dite..	13,632	40,363	3.0	6,513	3,332	2,371	915	334	107	34	26
39	Fringe areas — Banlieue .....	14,356	44,444	3.1	6,047	3,515	3,027	1,225	364	106	39	33
40	Windsor .....	40,729	138,572	3.4	14,066	10,367	8,701	4,209	1,800	793	387	406
41	City proper — Ville proprement dite..	30,855	103,387	3.4	11,071	7,827	6,486	3,111	1,291	551	252	266
42	Fringe areas — Banlieue .....	9,874	35,185	3.6	2,995	2,540	2,215	1,098	509	242	135	140
43	Winnipeg .....	94,321	304,838	3.2	34,029	26,185	20,693	8,515	2,970	1,112	443	374
44	City proper — Ville proprement dite..	63,117	196,639	3.1	25,030	17,564	12,891	5,054	1,633	572	223	150
45	Fringe areas — Banlieue .....	31,204	108,199	3.5	8,999	8,621	7,802	3,461	1,337	540	220	224

1. See introduction for full explanation of types of family.

2. Includes earnings "not stated" and "nil".

**TABLEAU 130. Familles selon l'importance numérique, le type, et le nombre de membres figurant à la main-d'oeuvre et selon le gain des chefs salariés, zones métropolitaines de recensement, 1951**

Familles by type <sup>1</sup> — Familles selon le type <sup>1</sup>			Familles by number of persons in the labour force — Familles selon le nombre de personnes figurant à la main-d'oeuvre			wage-earner families by earnings of head — Familles de salariés selon le gain du chef								No
Maintaining own household — Maintenant leur propre ménage	Not maintaining own household — Ne maintenant pas leur propre ménage		0	1	2+	Total <sup>2</sup>	Under \$1,000 — Moins de \$1,000	\$1,000-1,999	\$2,000-2,499	\$2,500-2,999	\$3,000-3,999	\$4,000-5,999	\$6,000+	No
	Related — Parentes	Non-related — Non parentes												
33,380	1,513	1,536	3,150	24,273	9,006	26,675	1,158	4,582	7,462	5,556	4,588	2,001	903	1
31,130	1,436	1,487	2,968	22,572	8,513	24,916	1,056	4,148	6,842	5,194	4,431	1,966	886	2
2,250	77	49	182	1,701	493	1,759	102	434	620	362	157	35	17	3
39,887	1,728	1,933	3,150	29,570	10,828	32,665	1,751	6,384	8,974	6,014	5,761	2,317	872	4
36,759	1,633	1,886	2,949	27,171	10,158	30,164	1,551	5,614	8,172	5,617	5,539	2,267	862	5
3,128	95	47	201	2,399	670	2,501	200	770	802	397	222	50	10	6
26,070	2,293	1,964	2,144	21,100	7,083	23,705	1,453	6,895	6,292	3,627	2,987	1,343	473	7
16,071	1,547	1,398	1,376	12,902	4,738	14,578	897	4,182	3,764	2,120	1,864	951	390	8
9,999	746	566	768	8,198	2,345	9,127	556	2,713	2,528	1,507	1,123	392	83	9
60,368	4,972	3,480	3,841	43,801	21,178	54,376	2,089	6,920	12,665	14,478	12,414	3,705	1,186	10
48,226	4,294	3,244	3,138	34,630	17,996	44,576	1,730	5,769	10,689	12,168	10,011	2,752	772	11
12,142	678	236	703	9,171	3,182	9,800	359	1,151	1,976	2,310	2,403	953	414	12
27,751	1,924	1,442	1,974	19,698	9,445	24,106	936	3,921	6,789	5,490	4,304	1,737	607	13
21,795	1,613	1,271	1,671	15,276	7,732	19,198	792	3,246	5,418	4,303	3,393	1,381	436	14
5,956	311	171	303	4,422	1,713	4,908	144	675	1,371	1,187	911	356	171	15
294,442	24,515	16,010	18,249	220,588	96,130	251,418	10,335	53,011	69,959	48,265	37,157	16,608	8,968	16
214,160	18,888	13,341	13,565	160,197	72,627	183,982	7,910	41,646	53,209	35,206	25,659	10,340	4,728	17
80,282	5,627	2,669	4,684	60,391	23,503	67,436	2,425	11,365	16,750	13,059	11,498	6,268	4,240	18
58,376	4,923	3,718	3,817	44,533	18,667	52,799	2,290	11,376	12,588	9,051	9,091	5,380	1,910	19
42,143	3,604	3,064	2,978	32,108	13,725	37,991	1,582	7,505	8,467	6,285	7,008	4,694	1,676	20
16,233	1,319	654	839	12,425	4,942	14,808	708	3,871	4,121	2,766	2,083	686	234	21
49,949	3,029	1,098	2,940	35,719	15,417	39,168	2,319	13,092	10,666	5,145	4,172	1,802	664	22
31,084	1,867	879	1,758	21,770	10,295	24,790	1,289	8,214	6,768	3,368	2,728	1,191	397	23
18,865	1,162	219	1,182	13,942	5,122	14,378	1,030	4,878	3,898	1,777	1,444	611	267	24
16,938	1,051	425	1,469	12,570	4,375	13,579	1,205	4,646	3,538	1,670	1,311	513	226	25
11,120	754	350	1,002	8,174	3,048	9,005	836	3,177	2,405	1,086	773	275	101	26
5,818	297	75	467	4,396	1,327	4,574	369	1,469	1,133	584	538	238	125	27
11,803	1,521	640	1,165	9,076	3,723	9,957	1,063	3,388	2,406	1,203	991	411	170	28
9,572	1,292	563	949	7,362	3,116	8,143	707	2,624	2,075	1,078	920	391	158	29
2,231	229	77	216	1,714	607	1,814	356	764	331	125	71	20	12	30
235,880	27,922	38,579	17,396	185,256	99,729	230,607	9,064	32,380	55,767	51,281	46,833	20,633	9,747	31
128,276	19,389	30,319	11,949	102,999	63,036	133,465	6,507	23,630	36,437	28,618	22,225	8,552	4,263	32
107,604	8,533	8,260	5,447	82,257	36,693	97,142	2,557	8,750	19,330	22,663	24,608	12,081	5,484	33
129,040	6,654	6,245	16,040	90,059	35,840	97,723	5,383	15,655	26,251	21,106	17,982	6,260	2,465	34
82,787	4,689	5,322	10,405	57,534	24,859	63,174	3,771	10,770	16,455	12,900	11,580	4,146	1,860	35
46,253	1,965	923	5,635	32,525	10,981	34,549	1,612	4,885	9,796	8,206	6,402	2,114	605	36
25,953	1,117	918	4,989	16,401	6,198	17,759	985	3,160	4,988	3,947	3,071	957	240	37
12,318	605	711	2,220	8,020	3,392	8,985	566	1,816	2,659	1,924	1,392	368	74	38
13,637	512	207	2,789	8,781	2,806	8,774	419	1,344	2,329	2,023	1,679	589	166	39
36,864	2,470	1,395	1,874	27,459	11,396	33,232	1,032	2,962	7,109	10,517	7,987	2,407	755	40
27,715	1,972	1,168	1,460	20,432	8,963	25,102	846	2,384	5,355	7,751	6,075	1,792	564	41
9,149	498	227	414	7,027	2,433	8,130	186	578	1,754	2,766	1,912	615	191	42
84,922	4,874	4,525	6,692	59,866	27,763	70,711	4,018	15,126	21,164	13,171	10,101	4,043	1,938	43
55,602	3,452	4,063	4,744	38,651	19,722	46,409	3,032	10,613	13,626	8,153	6,215	2,588	1,400	44
29,320	1,422	462	1,948	21,215	8,041	24,302	986	4,513	7,538	5,018	3,886	1,455	538	45

1. Voir dans l'Introduction les explications complètes concernant les types de famille.  
2. Comprend les gains "non déclarés" et "aucun gain".

TABLE 131. Families by number and age of children 24 years of age and under at home, and children in families by age group and activity, for counties and census divisions, rural farm, rural non-farm, and urban, 1951

No.	Locality — Localité	Total	Families by number of children — Familles selon le nombre d'enfants										
			0	1	2	3	4	5	6	7	8	9	10+
1	CANADA <sup>1</sup> .....	3,287,384	1,060,470	772,241	650,916	358,329	190,107	103,849	61,238	37,059	22,671	13,728	16,776
2	Rural — Rurale .....	1,163,844	326,479	236,465	217,936	144,239	90,031	55,228	35,434	22,715	14,554	9,046	11,717
3	Farm — Agricole .....	601,622	160,501	116,107	109,132	76,271	49,625	31,616	20,540	13,874	9,318	6,130	8,508
4	Non-farm — Non agricole .....	562,222	165,978	120,358	108,804	67,968	40,406	23,612	14,894	8,841	5,236	2,916	3,209
5	Urban — Urbaine .....	2,123,540	733,991	535,776	432,980	214,090	100,076	48,621	25,804	14,344	8,117	4,682	5,059
6	Newfoundland .....	74,858	17,227	15,464	13,178	9,877	6,799	4,698	3,129	2,002	1,226	685	573
7	Rural — Rurale .....	43,050	10,100	8,580	7,267	5,589	4,095	2,852	1,939	1,229	703	382	314
8	Farm — Agricole .....	3,066	705	570	473	373	261	217	168	109	74	59	57
9	Non-farm — Non agricole .....	39,984	9,395	8,010	6,794	5,216	3,834	2,635	1,771	1,120	629	323	257
10	Urban — Urbaine .....	31,808	7,127	6,884	5,911	4,288	2,704	1,846	1,190	773	523	303	259
11	Division No. 1 .....	31,163	7,912	6,464	5,406	3,980	2,690	1,812	1,185	755	467	266	226
12	Rural — Rurale .....	12,628	3,353	2,505	2,018	1,502	1,179	795	546	348	198	99	85
13	Farm — Agricole .....	1,484	410	278	234	170	115	105	71	44	23	17	17
14	Non-farm — Non agricole .....	11,144	2,943	2,227	1,784	1,332	1,064	690	475	304	175	82	68
15	Urban — Urbaine .....	18,535	4,559	3,959	3,388	2,478	1,511	1,017	639	407	269	167	141
16	Division No. 2 .....	4,762	1,132	934	764	644	481	325	202	128	78	44	30
17	Rural — Rurale .....	3,729	910	697	600	505	379	259	158	101	59	36	25
18	Farm — Agricole .....	52	11	8	14	8	5	1	4	—	—	1	—
19	Non-farm — Non agricole .....	3,677	899	689	586	497	374	258	154	101	59	35	25
20	Urban — Urbaine .....	1,033	222	237	164	139	102	66	44	27	19	8	5
21	Division No. 3 .....	4,479	1,049	889	805	587	464	295	178	123	54	23	12
22	Rural — Rurale .....	3,916	929	785	701	510	405	247	158	104	46	21	10
23	Farm — Agricole .....	19	3	5	1	1	4	—	2	3	—	—	—
24	Non-farm — Non agricole .....	3,897	926	780	700	509	401	247	156	101	46	21	10
25	Urban — Urbaine .....	563	120	104	104	77	59	48	20	19	8	2	2
26	Division No. 4 .....	2,781	458	507	435	343	287	210	176	132	97	56	80
27	Rural — Rurale .....	2,145	375	367	329	276	212	162	135	110	69	46	64
28	Farm — Agricole .....	978	176	175	129	113	89	76	63	50	40	32	35
29	Non-farm — Non agricole .....	1,167	199	192	200	163	123	86	72	60	29	14	29
30	Urban — Urbaine .....	636	83	140	106	67	75	48	41	22	28	10	16
31	Division No. 5 .....	5,442	910	1,127	1,020	753	552	351	263	188	138	72	68
32	Rural — Rurale .....	1,306	192	208	215	195	153	100	88	58	43	26	28
33	Farm — Agricole .....	211	35	35	38	32	24	15	12	4	6	6	4
34	Non-farm — Non agricole .....	1,095	157	173	177	163	129	85	76	54	37	20	24
35	Urban — Urbaine .....	4,136	718	919	805	558	399	251	175	130	95	46	40
36	Division No. 6 .....	5,420	931	1,121	1,064	756	490	406	241	164	114	70	63
37	Rural — Rurale .....	997	182	165	169	130	115	98	53	40	24	11	10
38	Farm — Agricole .....	10	2	1	1	4	1	1	—	—	—	—	—
39	Non-farm — Non agricole .....	987	180	164	168	126	114	97	53	40	24	11	10
40	Urban — Urbaine .....	4,423	749	956	895	626	375	308	188	124	90	59	53
41	Division No. 7 .....	8,074	2,207	1,757	1,350	1,114	646	443	293	142	65	35	22
42	Rural — Rurale .....	6,604	1,787	1,398	1,111	910	556	381	251	116	61	31	22
43	Farm — Agricole .....	111	28	22	23	19	9	3	4	2	—	1	—
44	Non-farm — Non agricole .....	6,493	1,739	1,376	1,088	891	547	378	247	114	61	30	22
45	Urban — Urbaine .....	1,470	440	359	239	204	90	62	42	26	4	4	—
46	Division No. 8 .....	7,968	1,814	1,662	1,446	1,062	704	515	332	211	114	71	37
47	Rural — Rurale .....	7,236	1,623	1,522	1,307	954	640	484	301	196	108	65	36
48	Farm — Agricole .....	134	28	25	28	22	7	11	4	4	3	1	1
49	Non-farm — Non agricole .....	7,102	1,595	1,497	1,279	932	633	473	297	192	105	64	35
50	Urban — Urbaine .....	732	191	140	139	108	64	31	31	15	6	6	1
51	Division No. 9 .....	3,363	581	659	589	449	363	252	196	123	84	36	31
52	Rural — Rurale .....	3,083	536	589	518	418	334	237	186	120	80	35	30
53	Farm — Agricole .....	67	12	21	5	4	7	5	8	2	2	1	—
54	Non-farm — Non agricole .....	3,016	524	568	513	414	327	232	178	118	78	34	30
55	Urban — Urbaine .....	280	45	70	71	31	29	15	10	3	4	1	1
56	Division No. 10 .....	1,406	233	344	299	189	122	89	63	36	15	12	4
57	Rural — Rurale .....	1,406	233	344	299	189	122	89	63	36	15	12	4
58	Non-farm — Non agricole .....	1,406	233	344	299	189	122	89	63	36	15	12	4

1. Includes the Yukon and Northwest Territories.

**TABEAU 131. Familles selon le nombre et l'âge des enfants de 24 ans et moins à la maison et enfants dans les familles, par groupe d'âge et selon l'activité, comtés et divisions de recensement, régions rurales agricoles, rurales non agricoles, et urbains, 1951**

Families with children by age of children — Familles avec enfants selon l'âge des enfants				Children by age and activity — Enfants selon l'âge et l'activité									No
Total	All under 14 — Tous enfants de moins de 14 ans	Under and over 14 — De moins et de plus de 14 ans	All over 14 — Tous enfants de plus de 14 ans	Total	Under 6 years — De moins de 6 ans	6-13 years — De 6-13 ans	14-17 years — 14-17 ans			18-24 years — 18-24 ans			
							Total	At school — À l'école	In labour force — Figurant à la main-d'œuvre	Total	At school — À l'école	In labour force — Figurant à la main-d'œuvre	
2,226,914	1,345,825	438,000	443,089	5,544,179	2,009,730	1,981,360	778,238	513,766	167,034	774,851	102,189	572,781	1
837,363	486,778	207,775	142,812	2,439,366	866,188	917,744	356,695	220,983	79,442	298,739	30,176	208,595	2
441,121	232,616	124,137	84,368	1,363,588	437,712	515,432	217,450	127,461	55,184	192,994	17,801	137,176	3
396,244	254,162	83,638	58,444	1,075,778	428,476	402,312	139,245	93,524	24,258	105,745	12,375	71,419	4
1,389,549	859,047	230,225	300,277	3,104,813	1,143,542	1,063,616	421,543	292,781	87,592	476,112	72,013	364,186	5
57,631	33,247	15,491	8,893	177,028	69,861	63,973	23,290	15,880	3,945	19,904	1,583	14,435	6
32,950	18,669	9,226	5,055	103,171	41,379	37,339	13,544	8,685	2,403	10,909	674	7,653	7
2,361	1,159	808	394	8,268	2,811	3,206	1,279	829	234	972	62	690	8
30,589	17,510	8,418	4,661	94,903	38,568	34,133	12,265	7,856	2,169	9,937	612	6,963	9
24,681	14,578	6,265	3,838	73,857	28,482	26,634	9,746	7,195	1,542	8,995	909	6,782	10
23,251	13,382	5,872	3,997	69,984	26,598	25,376	9,422	6,872	1,405	8,588	811	6,287	11
9,275	5,244	2,474	1,557	28,836	11,295	10,601	3,881	2,792	515	3,059	253	2,081	12
1,074	519	355	200	3,500	1,139	1,338	562	401	95	461	40	323	13
8,201	4,725	2,119	1,357	25,336	10,156	9,263	3,319	2,391	420	2,598	213	1,758	14
13,976	8,138	3,398	2,440	41,148	15,303	14,775	5,541	4,080	890	5,529	558	4,206	15
3,630	2,033	1,043	554	11,384	4,567	4,178	1,527	1,054	267	1,112	86	815	16
2,819	1,558	825	436	8,935	3,567	3,241	1,237	841	221	890	64	554	17
41	14	14	13	118	30	43	23	15	5	22	3	13	18
2,778	1,544	811	423	8,817	3,537	3,198	1,214	826	216	868	61	641	19
811	475	218	118	2,449	1,000	937	290	213	46	222	22	161	20
3,430	1,906	962	562	10,283	4,031	3,625	1,336	772	364	1,291	58	981	21
2,987	1,660	822	505	8,909	3,540	3,107	1,162	640	333	1,100	42	828	22
16	8	4	4	59	18	21	8	5	2	12	1	9	23
2,971	1,652	818	501	8,850	3,522	3,086	1,154	635	331	1,088	41	819	24
443	246	140	57	1,374	491	518	174	132	31	191	16	153	25
2,323	1,343	727	253	8,725	3,521	3,293	1,117	690	168	794	47	542	26
1,770	976	582	212	6,742	2,627	2,594	895	539	133	626	34	416	27
802	382	297	123	3,212	1,108	1,292	482	282	85	330	13	229	28
968	594	285	89	3,530	1,519	1,302	413	257	48	296	21	187	29
553	367	145	41	1,983	894	699	222	151	35	168	13	126	30
4,532	2,672	1,315	545	14,778	5,808	5,450	1,928	1,404	316	1,592	157	1,208	31
1,114	635	373	106	4,158	1,653	1,562	540	356	96	403	20	310	32
176	105	58	13	623	254	227	79	52	15	63	1	48	33
938	530	315	93	3,535	1,399	1,335	461	304	81	340	19	262	34
3,418	2,037	942	439	10,620	4,155	3,888	1,388	1,048	220	1,189	137	898	35
4,489	2,770	1,222	497	14,319	6,022	5,133	1,827	1,365	245	1,337	147	947	36
815	494	244	77	2,841	1,226	1,066	324	224	40	225	30	137	37
8	5	2	1	24	9	10	4	3	—	1	—	—	38
807	489	242	76	2,817	1,217	1,056	320	221	40	224	30	137	39
3,674	2,276	978	420	11,478	4,796	4,087	1,503	1,141	205	1,112	117	810	40
5,867	3,289	1,570	1,008	16,419	6,558	5,725	2,170	1,425	355	1,966	132	1,352	41
4,837	2,700	1,331	806	13,798	5,524	4,833	1,815	1,179	297	1,626	106	1,111	42
83	47	26	10	223	82	81	41	24	11	19	1	15	43
4,754	2,653	1,305	796	13,575	5,442	4,752	1,774	1,155	286	1,607	105	1,096	44
1,030	589	239	202	2,621	1,034	892	355	246	58	340	26	241	45
6,154	3,548	1,662	944	18,537	7,562	6,654	2,374	1,397	526	1,947	96	1,432	46
5,613	3,233	1,516	864	16,931	6,998	6,026	2,176	1,267	488	1,781	32	1,312	47
106	54	32	20	326	114	125	50	28	16	37	2	31	48
5,507	3,179	1,484	844	16,655	6,884	5,901	2,126	1,239	472	1,744	80	1,281	49
541	315	146	80	1,556	564	628	198	130	38	166	14	120	50
2,782	1,585	826	371	9,257	3,712	3,434	1,176	723	230	935	39	711	51
2,547	1,450	767	330	8,629	3,467	3,204	1,101	669	211	857	33	644	52
55	25	20	10	183	57	69	30	19	5	27	1	22	53
2,492	1,425	747	320	8,446	3,410	3,135	1,071	650	206	830	32	622	54
235	135	59	41	628	245	230	75	54	19	78	6	67	55
1,173	719	292	162	3,342	1,482	1,105	413	178	69	342	10	160	56
1,173	719	292	162	3,342	1,482	1,105	413	178	69	342	10	160	57
1,173	719	292	162	3,342	1,482	1,105	413	178	69	342	10	160	58

1. Comprend le Yukon et les Territoires du Nord-Ouest.

TABLE 131. Families by number and age of children 24 years of age and under at home, and children in families by age group and activity, for counties and census divisions, rural farm, rural non-farm, and urban, 1951 - Continued

No.	Locality - Localité	Total	Families by number of children Familles selon le nombre d'enfants										
			0	1	2	3	4	5	6	7	8	9	10+
			1	Prince Edward Island.....	21,381	6,250	4,557	3,829	2,615	1,592	995	671	363
2	Rural - Rurale .....	15,904	4,583	3,235	2,785	1,970	1,230	803	559	300	197	121	121
3	Farm - Agricole.....	10,243	3,132	1,994	1,711	1,231	786	538	351	200	133	85	82
4	Non-farm - Non agricole.....	5,661	1,451	1,241	1,074	739	444	265	208	100	64	36	39
5	Urban - Urbaine.....	5,477	1,667	1,322	1,044	645	362	192	112	63	39	17	14
6	Kings.....	3,885	1,139	800	659	487	300	184	148	69	52	22	25
7	Rural - Rurale.....	3,392	1,001	679	573	427	265	164	134	62	47	17	23
8	Farm - Agricole.....	2,376	703	452	410	291	184	124	100	42	37	14	19
9	Non-farm - Non agricole.....	1,016	298	227	163	136	81	40	34	20	10	3	4
10	Urban - Urbaine.....	493	138	121	86	60	35	20	14	7	5	5	2
11	Prince.....	8,114	2,205	1,651	1,466	1,007	649	418	301	168	101	75	73
12	Rural - Rurale.....	6,613	1,756	1,323	1,170	819	542	362	261	151	89	70	70
13	Farm - Agricole.....	3,886	1,124	721	641	461	322	234	144	97	56	42	44
14	Non-farm - Non agricole.....	2,727	632	602	529	358	220	128	117	54	33	28	26
15	Urban - Urbaine.....	1,501	449	328	296	188	107	56	40	17	12	5	3
16	Queens.....	9,382	2,906	2,106	1,704	1,121	643	393	222	126	83	41	37
17	Rural - Rurale.....	5,899	1,826	1,233	1,042	724	423	277	164	87	61	34	28
18	Farm - Agricole.....	3,981	1,305	821	660	479	280	180	107	61	40	29	19
19	Non-farm - Non agricole.....	1,918	521	412	382	245	143	97	57	26	21	5	9
20	Urban - Urbaine.....	3,483	1,080	873	662	397	220	116	58	39	22	7	9
21	Nova Scotia.....	145,127	41,810	34,567	27,977	17,342	10,044	5,611	3,353	1,899	1,148	665	711
22	Rural - Rurale.....	66,252	19,366	14,685	11,931	8,086	4,884	2,988	1,848	1,060	645	354	405
23	Farm - Agricole.....	24,784	7,992	5,244	3,988	2,879	1,792	1,183	713	402	263	152	176
24	Non-farm - Non agricole.....	41,468	11,374	9,441	7,943	5,207	3,092	1,805	1,135	658	382	202	229
25	Urban - Urbaine.....	78,875	22,444	19,882	16,046	9,256	5,160	2,623	1,505	839	503	311	306
26	Annapolis.....	4,878	1,580	1,195	960	566	258	169	80	39	16	9	6
27	Rural - Rurale.....	4,229	1,344	1,022	824	504	238	158	77	37	14	7	4
28	Farm - Agricole.....	1,880	669	414	334	202	120	77	42	14	4	2	2
29	Non-farm - Non agricole.....	2,349	675	608	490	302	118	81	35	23	10	5	2
30	Urban - Urbaine.....	649	236	173	136	62	20	11	3	2	2	2	2
31	Antigonish.....	2,179	546	430	317	271	205	135	102	63	54	24	32
32	Rural - Rurale.....	1,619	396	303	223	194	154	109	87	54	47	22	30
33	Farm - Agricole.....	1,174	286	218	156	131	105	86	72	43	36	19	22
34	Non-farm - Non agricole.....	445	110	85	67	63	49	23	15	11	11	3	8
35	Urban - Urbaine.....	560	150	127	94	77	51	26	15	9	7	2	2
36	Cape Breton.....	25,735	5,874	5,891	4,842	3,389	2,288	1,349	872	484	306	207	233
37	Rural - Rurale.....	5,126	1,147	1,079	895	662	505	316	204	116	76	59	67
38	Farm - Agricole.....	1,366	418	286	211	126	105	86	59	29	15	15	16
39	Non-farm - Non agricole.....	3,760	729	793	684	536	400	230	145	87	61	44	51
40	Urban - Urbaine.....	20,609	4,727	4,812	3,947	2,727	1,783	1,033	668	368	230	148	166
41	Colchester.....	7,410	2,337	1,666	1,560	832	470	230	149	75	47	21	23
42	Rural - Rurale.....	4,522	1,335	961	925	565	323	165	122	59	36	15	16
43	Farm - Agricole.....	1,747	545	357	293	231	139	72	51	23	21	5	10
44	Non-farm - Non agricole.....	2,775	790	604	632	334	184	93	71	36	15	10	6
45	Urban - Urbaine.....	2,888	1,002	705	635	267	147	65	27	16	11	6	7
46	Cumberland.....	9,569	2,986	2,349	1,735	1,144	619	326	194	105	52	35	24
47	Rural - Rurale.....	4,220	1,279	983	712	542	301	179	99	59	34	21	11
48	Farm - Agricole.....	2,049	660	473	335	261	141	75	43	25	15	11	10
49	Non-farm - Non agricole.....	2,171	619	510	377	281	160	104	56	34	19	10	1
50	Urban - Urbaine.....	5,349	1,707	1,366	1,023	602	318	147	95	46	18	14	13
51	Digby.....	4,569	1,451	1,000	818	519	305	211	114	66	36	22	27
52	Rural - Rurale.....	4,089	1,320	871	710	463	278	197	104	63	34	22	27
53	Farm - Agricole.....	1,552	542	293	220	179	119	89	47	26	15	12	10
54	Non-farm - Non agricole.....	2,537	778	578	490	284	159	108	57	37	19	10	17
55	Urban - Urbaine.....	480	131	129	108	56	27	14	10	3	2	-	-
56	Guysborough.....	3,052	878	618	535	342	239	179	114	60	40	17	30
57	Rural - Rurale.....	2,539	746	516	444	278	193	151	93	44	30	15	29
58	Farm - Agricole.....	759	218	148	132	87	52	30	16	7	6	6	11
59	Non-farm - Non agricole.....	1,780	528	368	312	191	141	99	63	28	23	9	18
60	Urban - Urbaine.....	513	132	102	91	64	46	28	21	16	10	2	1
61	Halifax.....	36,527	10,443	9,412	7,614	4,247	2,250	1,126	622	345	219	121	128
62	Rural - Rurale.....	6,200	1,648	1,350	1,063	789	516	316	208	124	86	40	60
63	Farm - Agricole.....	671	181	134	118	84	52	47	18	14	8	4	11
64	Non-farm - Non agricole.....	5,529	1,467	1,216	945	705	464	269	190	110	78	36	49
65	Urban - Urbaine.....	30,327	8,795	8,062	6,551	3,458	1,734	810	414	221	133	81	68



**TABEAU 131. Familles selon le nombre et l'âge des enfants de 24 ans et moins à la maison et enfants dans les familles, par groupe d'âge et selon l'activité, comtés et divisions de recensement, régions rurales agricoles, rurales non agricoles, et urbains, 1951 - suite**

Families with children by age of children — Familles avec enfants selon l'âge des enfants				Children by age and activity — Enfants selon l'âge et l'activité									No
Total	All under 14 — Tous enfants de moins de 14 ans	Under and over 14 — De moins et de plus de 14 ans	All over 14 — Tous enfants de plus de 14 ans	Total	Under 6 years — De moins de 6 ans	6-13 years — De 6-13 ans	14-17 years — 14-17 ans			18-24 years — 18-24 ans			
							Total	At school — À l'école	In labour force — Figurant à la main-d'oeuvre	Total	At school — À l'école	In labour force — Figurant à la main-d'oeuvre	
15,131	8,445	3,781	2,905	42,568	15,397	15,310	6,539	4,412	1,403	5,322	633	3,866	1
11,321	6,254	2,971	2,096	33,076	11,890	12,095	5,094	3,352	1,140	3,997	387	2,949	2
7,111	3,611	2,010	1,490	21,157	6,978	7,764	3,502	2,294	810	2,913	279	2,169	3
4,210	2,643	961	606	11,919	4,912	4,331	1,592	1,058	330	1,084	108	780	4
3,810	2,191	810	809	9,492	3,507	3,215	1,445	1,060	263	1,325	246	917	5
2,746	1,424	749	573	7,954	2,779	2,771	1,306	849	307	1,098	105	805	6
2,391	1,222	663	506	6,999	2,408	2,416	1,165	739	289	1,010	89	749	7
1,673	814	483	376	5,020	1,649	1,724	859	544	216	788	69	580	8
718	408	180	130	1,979	759	692	306	195	73	222	20	169	9
355	202	86	67	955	371	355	141	110	18	88	16	56	10
5,909	3,390	1,581	958	17,547	6,547	6,527	2,588	1,665	599	1,885	219	1,347	11
4,857	2,761	1,308	788	14,824	5,501	5,557	2,196	1,397	507	1,570	155	1,131	12
2,762	1,412	836	514	8,686	2,903	3,322	1,408	894	342	1,053	99	782	13
2,095	1,349	472	274	6,138	2,598	2,235	788	503	165	517	56	349	14
1,052	629	253	170	2,723	1,046	970	392	268	92	315	64	216	15
6,476	3,631	1,471	1,374	17,067	6,071	6,012	2,645	1,898	497	2,339	309	1,714	16
4,073	2,271	1,000	802	11,253	3,981	4,122	1,733	1,216	344	1,417	143	1,069	17
2,676	1,385	691	600	7,451	2,426	2,718	1,235	856	252	1,072	111	807	18
1,397	886	309	202	3,802	1,555	1,404	498	360	92	345	32	262	19
2,403	1,360	471	572	5,814	2,090	1,890	912	682	153	922	166	645	20
103,317	61,389	23,203	18,725	267,109	96,305	99,446	39,312	29,280	5,790	32,046	4,421	22,951	21
46,886	26,934	11,676	8,276	128,558	45,428	49,073	19,460	13,925	3,307	14,597	1,598	10,518	22
16,792	8,271	4,790	3,731	47,404	14,310	18,206	8,218	6,053	1,421	6,670	755	4,857	23
30,094	18,663	6,886	4,545	81,154	31,118	30,867	11,242	7,872	1,886	7,927	843	5,661	24
56,431	34,455	11,527	10,449	138,551	50,877	50,373	19,852	15,355	2,483	17,449	2,823	12,433	25
3,288	2,085	656	557	7,714	2,941	2,924	1,125	904	140	724	121	509	26
2,885	1,816	590	479	6,862	2,637	2,605	986	777	132	634	96	455	27
1,211	654	304	253	2,974	932	1,177	517	404	76	348	44	263	28
1,674	1,162	286	226	3,888	1,705	1,428	469	373	56	286	52	192	29
413	269	66	78	852	304	319	139	127	8	90	25	54	30
1,633	930	426	277	5,418	2,050	1,979	782	594	115	607	106	411	31
1,223	671	351	201	4,289	1,570	1,633	629	456	108	457	60	320	32
868	439	281	168	3,202	1,065	1,231	516	375	89	390	54	272	33
335	232	70	33	1,087	505	402	113	81	19	67	6	48	34
410	259	75	76	1,129	480	346	153	138	7	150	46	91	35
19,861	11,347	5,096	3,418	57,100	19,543	21,652	8,660	6,462	1,042	7,245	920	5,036	36
3,979	2,332	1,045	602	12,350	4,471	4,756	1,761	1,177	266	1,362	133	945	37
948	482	270	216	4,082	1,407	1,083	491	329	65	440	49	277	38
3,031	1,870	775	386	9,429	3,564	3,673	1,270	848	201	922	84	668	39
15,882	9,015	4,091	2,816	44,750	15,072	16,896	6,899	5,285	776	5,883	787	4,091	40
5,073	3,030	1,142	901	12,555	4,527	4,756	1,912	1,501	299	1,360	192	1,030	41
3,187	1,874	783	530	8,366	3,031	3,193	1,280	981	226	862	97	666	42
1,202	571	374	257	3,342	996	1,265	601	457	112	480	50	386	43
1,985	1,303	409	273	5,024	2,035	1,928	679	524	114	382	47	280	44
1,866	1,156	359	371	4,189	1,496	1,563	632	520	73	498	95	364	45
6,583	3,880	1,498	1,205	16,256	5,682	6,373	2,527	1,925	353	1,674	252	1,149	46
2,941	1,652	743	546	7,722	2,612	3,028	1,273	972	191	809	117	559	47
1,389	704	382	303	3,629	1,102	1,429	651	501	100	447	57	324	48
1,552	948	361	243	4,093	1,510	1,599	622	471	91	362	60	235	49
3,642	2,228	755	659	8,534	3,070	3,345	1,254	953	162	865	135	590	50
3,118	1,802	746	570	8,389	2,896	3,211	1,277	930	213	1,005	151	675	51
2,769	1,591	667	511	7,601	2,598	2,928	1,156	830	196	919	133	613	52
1,010	498	287	225	2,986	862	1,166	516	389	86	442	59	298	53
1,759	1,093	380	286	4,615	1,736	1,762	640	441	110	477	74	315	54
349	211	79	59	788	298	283	121	100	17	86	18	62	55
2,174	1,129	621	424	6,472	2,155	2,475	1,017	672	217	825	76	591	56
1,793	919	529	345	5,326	1,749	2,023	848	540	196	706	64	507	57
541	241	162	138	1,666	500	617	277	172	67	272	22	186	58
1,252	678	367	207	3,660	1,249	1,406	571	368	129	434	42	321	59
381	210	92	79	1,146	406	452	169	132	21	119	12	84	60
26,084	16,426	4,970	4,688	62,409	24,118	22,085	8,440	6,198	1,281	7,766	1,189	5,777	61
4,552	2,618	1,204	730	13,321	4,806	5,085	1,940	1,268	338	1,490	127	1,096	62
490	228	140	122	1,489	429	566	255	198	37	239	28	186	63
4,062	2,390	1,064	608	11,832	4,377	4,519	1,665	1,070	301	1,251	99	910	64
21,532	13,808	3,766	3,958	49,088	19,312	17,000	6,500	4,930	943	6,276	1,062	4,681	65

TABLE 131. Families by number and age of children 24 years of age and under at home, and children in families by age group and activity, for counties and census divisions, rural farm, rural non-farm, and urban, 1951 - Continued

No.	Locality — Localité	Total	Families by number of children — Familles selon le nombre d'enfants										
			0	1	2	3	4	5	6	7	8	9	10+
Nova Scotia - Con.-fin													
1	Hants .....	5,235	1,490	1,189	958	690	377	227	130	78	47	21	28
2	Rural - Rurale .....	4,130	1,114	911	752	571	309	202	115	70	41	20	25
3	Farm - Agricole .....	1,544	462	315	250	210	115	80	38	29	21	11	13
4	Non-farm - Non agricole ....	2,586	652	596	502	361	194	122	77	41	20	9	12
5	Urban - Urbaine .....	1,105	376	278	206	119	68	25	15	8	6	1	3
6	Inverness .....	3,690	1,039	706	570	442	342	213	146	84	66	41	41
7	Rural - Rurale .....	2,746	813	504	411	315	237	169	115	68	46	35	33
8	Farm - Agricole .....	2,055	628	378	284	226	175	122	92	54	40	27	29
9	Non-farm - Non agricole ....	691	185	126	127	89	62	47	23	14	6	8	4
10	Urban - Urbaine .....	944	226	202	159	127	105	44	31	16	20	6	8
11	Kings .....	7,682	2,258	1,842	1,578	952	484	266	126	85	50	21	20
12	Rural - Rurale .....	5,456	1,515	1,276	1,066	716	386	220	115	77	47	19	19
13	Farm - Agricole .....	2,462	776	533	456	302	184	96	47	29	24	9	6
14	Non-farm - Non agricole ....	2,994	739	743	610	414	202	124	68	48	23	10	13
15	Urban - Urbaine .....	2,226	743	566	512	236	98	46	11	8	3	2	1
16	Lunenburg .....	8,442	2,975	2,262	1,525	804	418	216	118	72	27	11	14
17	Rural - Rurale .....	6,287	2,121	1,627	1,147	634	361	190	105	57	24	9	12
18	Farm - Agricole .....	2,571	914	641	417	243	167	97	46	28	13	1	4
19	Non-farm - Non agricole ....	3,716	1,207	986	730	391	194	93	59	29	11	8	8
20	Urban - Urbaine .....	2,155	854	635	378	170	57	26	13	15	3	2	2
21	Pictou .....	10,374	3,237	2,390	2,067	1,210	682	342	193	117	59	45	32
22	Rural - Rurale .....	3,812	1,155	780	785	477	267	143	92	51	27	20	15
23	Farm - Agricole .....	2,028	673	414	368	254	121	80	48	29	16	13	12
24	Non-farm - Non agricole ....	1,784	482	366	417	223	146	63	44	22	11	7	3
25	Urban - Urbaine .....	6,562	2,082	1,610	1,282	733	415	199	101	66	32	25	17
26	Queens .....	3,026	907	745	593	360	201	89	56	34	18	12	11
27	Rural - Rurale .....	1,733	557	417	341	201	99	51	29	20	10	4	4
28	Farm - Agricole .....	283	98	65	45	33	17	7	8	4	3	1	2
29	Non-farm - Non agricole ....	1,450	459	352	296	168	82	44	21	16	7	3	2
30	Urban - Urbaine .....	1,293	350	328	252	159	102	38	27	14	8	8	7
31	Richmond .....	2,327	682	452	380	306	202	116	79	44	28	21	17
32	Rural - Rurale .....	2,327	682	452	380	306	202	116	79	44	28	21	17
33	Farm - Agricole .....	524	174	112	68	68	38	22	16	10	7	5	4
34	Non-farm - Non agricole ....	1,803	508	340	312	238	164	94	63	34	21	16	13
35	Shelburne .....	3,341	970	813	606	434	225	122	87	41	22	10	11
36	Rural - Rurale .....	2,339	702	565	409	296	160	81	61	33	19	6	7
37	Farm - Agricole .....	149	51	36	14	23	10	4	3	2	4	2	-
38	Non-farm - Non agricole ....	2,190	651	529	395	273	150	77	58	31	15	4	7
39	Urban - Urbaine .....	1,002	268	248	197	138	65	41	26	8	3	4	4
40	Victoria .....	1,789	562	391	280	206	130	77	59	35	25	11	13
41	Rural - Rurale .....	1,789	562	391	280	206	130	77	59	35	25	11	13
42	Farm - Agricole .....	825	308	184	106	90	48	37	25	10	7	4	6
43	Non-farm - Non agricole ....	964	254	207	174	116	82	40	34	25	18	7	7
44	Yarmouth .....	5,302	1,595	1,216	1,039	628	349	218	112	72	36	16	21
45	Rural - Rurale .....	3,089	930	677	564	367	225	148	84	49	21	8	16
46	Farm - Agricole .....	1,145	389	243	181	129	84	54	28	17	7	5	8
47	Non-farm - Non agricole ....	1,944	541	434	383	238	141	94	56	32	14	3	8
48	Urban - Urbaine .....	2,213	665	539	475	261	124	70	28	23	15	8	5
49	New Brunswick .....	111,639	30,610	24,677	20,187	13,132	8,589	5,206	3,485	2,256	1,513	903	1,081
50	Rural - Rurale .....	61,790	15,439	12,237	10,357	7,574	5,472	3,554	2,551	1,780	1,209	715	902
51	Farm - Agricole .....	28,994	7,548	5,245	4,313	3,374	2,599	1,815	1,372	988	730	439	571
52	Non-farm - Non agricole ....	32,796	7,891	6,992	6,044	4,200	2,873	1,739	1,179	792	479	276	331
53	Urban - Urbaine .....	49,849	15,171	12,440	9,830	5,558	3,117	1,652	934	476	304	188	179
54	Albert .....	2,368	651	587	494	299	146	88	43	29	16	8	7
55	Rural - Rurale .....	2,368	651	587	494	299	146	88	43	29	16	8	7
56	Farm - Agricole .....	634	184	145	107	79	44	36	16	9	8	3	3
57	Non-farm - Non agricole ....	1,734	467	442	387	220	102	52	27	20	8	5	4
58	Carleton .....	5,263	1,593	1,240	1,032	590	375	184	116	59	35	21	18
59	Rural - Rurale .....	3,999	1,126	938	768	470	321	157	100	53	31	19	16
60	Farm - Agricole .....	2,180	625	485	396	262	177	88	69	37	22	8	11
61	Non-farm - Non agricole ....	1,819	501	453	372	208	144	69	31	16	9	11	5
62	Urban - Urbaine .....	1,264	467	302	264	120	54	27	16	6	4	2	2

TABLEAU 131. Familles selon la nombre et l'âge des enfants de 24 ans et moins à la maison et enfants dans les familles, par groupe d'âge et selon l'activité, comtés et divisions de recensement, régions rurales agricoles, rurales non agricoles, et urbains, 1951 - suite

Familles with children by age of children — Familles avec enfants selon l'âge des enfants				Children by age and activity — Enfants selon l'âge et l'activité									No
Total	All under 14 — Tous enfants de moins de 14 ans	Under and over 14 — De moins et de plus de 14 ans	All over 14 — Tous enfants de plus de 14 ans	Total	Under 6 years — De moins de 6 ans	6-13 years — De 6-13 ans	14-17 years — 14-17 ans			18-24 years — 18-24 ans			
							Total	At school — À l'école	In labour force — Figurant à la main- d'oeuvre	Total	At school — À l'école	In labour force — Figurant à la main- d'oeuvre	
3,745	2,120	944	681	10,019	3,460	3,822	1,569	1,212	219	1,168	134	838	1
3,016	1,688	815	513	8,338	2,827	3,239	1,322	993	201	950	87	689	2
1,082	484	366	232	3,144	848	1,239	606	470	97	451	41	337	3
1,934	1,204	449	281	5,194	1,979	2,000	716	523	104	499	46	352	4
729	432	129	168	1,681	633	583	247	219	18	218	47	149	5
2,651	1,385	738	528	8,406	2,840	3,078	1,334	995	207	1,154	164	779	6
1,933	999	543	391	6,269	2,095	2,341	989	741	157	844	114	576	7
1,427	664	440	323	4,738	1,453	1,772	818	616	135	695	85	485	8
506	335	103	68	1,531	642	569	171	125	22	149	29	91	9
718	386	195	137	2,137	745	737	345	254	50	310	50	203	10
5,424	3,405	1,148	871	13,271	5,084	5,025	1,899	1,457	295	1,263	184	898	11
3,941	2,361	940	640	10,176	3,698	3,945	1,574	1,167	274	959	88	717	12
1,686	885	470	331	4,387	1,412	1,710	753	559	135	512	52	397	13
2,255	1,476	470	309	5,789	2,286	2,235	821	608	139	447	36	320	14
1,483	1,044	208	231	3,095	1,386	1,080	325	290	21	304	96	181	15
5,467	3,178	1,076	1,213	12,153	4,094	4,511	1,889	1,287	356	1,659	170	1,264	16
4,166	2,379	894	893	9,649	3,241	3,584	1,521	1,012	320	1,303	94	1,037	17
1,657	822	420	415	3,985	1,120	1,492	711	455	177	662	32	530	18
2,509	1,557	474	478	5,664	2,121	2,092	810	557	143	641	62	507	19
1,301	799	182	320	2,504	853	927	368	275	36	356	76	227	20
7,137	4,253	1,546	1,338	17,782	6,424	6,693	2,539	1,995	352	2,126	339	1,545	21
2,657	1,508	674	475	7,025	2,436	2,728	1,050	810	158	811	119	574	22
1,355	674	385	296	3,657	1,095	1,421	617	477	93	524	79	376	23
1,302	834	289	179	3,368	1,341	1,307	433	333	65	287	40	198	24
4,480	2,745	872	863	10,757	3,988	3,965	1,489	1,185	194	1,315	220	971	25
2,119	1,223	497	399	5,211	1,825	1,989	823	642	106	574	79	394	26
1,176	691	268	217	2,832	991	1,106	439	344	66	296	31	216	27
185	92	54	39	491	136	198	80	57	16	77	7	58	28
991	599	214	178	2,341	855	908	359	287	50	219	24	158	29
943	532	229	182	2,379	834	883	384	298	40	278	48	178	30
1,645	910	441	294	4,900	1,761	1,794	732	457	137	613	59	415	31
1,645	910	441	294	4,900	1,761	1,794	732	457	137	613	59	415	32
350	150	104	96	1,025	290	384	195	132	34	156	18	107	33
1,295	760	337	198	3,875	1,471	1,410	537	325	103	457	41	308	34
2,371	1,414	538	419	6,040	2,241	2,254	899	619	162	646	64	486	35
1,637	978	372	287	4,207	1,571	1,579	615	395	122	442	37	335	36
98	45	26	27	275	71	113	44	34	4	47	8	32	37
1,539	933	346	260	3,932	1,500	1,466	571	361	118	395	29	303	38
734	436	166	132	1,833	670	675	284	224	40	204	27	151	39
1,227	678	324	225	3,522	1,240	1,261	506	361	84	515	51	358	40
1,227	678	324	225	3,522	1,240	1,261	506	361	84	515	51	358	41
517	259	132	126	1,423	430	529	224	168	34	240	33	161	42
710	419	192	99	2,099	810	732	282	193	50	275	18	197	43
3,707	2,194	796	717	9,492	3,424	3,564	1,382	1,069	212	1,122	170	796	44
2,159	1,269	493	397	5,803	2,094	2,245	839	644	135	625	91	440	45
756	399	193	164	2,070	662	814	346	260	64	248	37	182	46
1,403	870	300	233	3,733	1,432	1,431	493	384	71	377	54	258	47
1,548	925	303	320	3,689	1,330	1,319	543	425	77	497	79	356	48
81,029	48,142	19,295	13,592	233,483	87,541	85,841	32,917	22,558	6,134	27,184	3,171	19,749	49
46,351	26,720	12,594	7,037	148,994	55,520	56,135	21,051	13,650	4,411	16,288	1,409	11,761	50
21,446	10,593	6,939	3,914	74,632	24,318	28,601	11,795	7,369	2,718	9,918	752	7,295	51
24,905	16,127	5,655	3,123	74,362	31,202	27,534	9,256	6,281	1,693	6,370	657	4,466	52
34,678	21,422	6,701	6,555	84,489	32,021	29,706	11,866	8,908	1,723	10,896	1,762	7,988	53
1,717	1,076	372	269	4,233	1,651	1,552	604	448	96	426	64	305	54
1,717	1,076	372	269	4,233	1,651	1,552	604	448	96	426	64	305	55
450	226	128	96	1,235	395	459	223	154	41	158	25	117	56
1,267	850	244	173	2,998	1,256	1,093	381	294	55	268	39	188	57
3,670	2,276	813	581	9,273	3,629	3,435	1,308	931	244	901	103	651	58
2,873	1,784	661	428	7,519	2,966	2,812	1,040	724	206	701	62	514	59
1,555	892	406	257	4,254	1,530	1,615	647	445	134	462	29	352	60
1,318	892	255	171	3,265	1,436	1,197	393	279	72	239	33	162	61
797	492	152	153	1,754	663	623	268	207	38	200	41	137	62

TABLE 131. Families by number and age of children 24 years of age and under at home, and children in families by age group and activity, for counties and census divisions, rural farm, rural non-farm, and urban, 1951 - Continued

No.	Locality Localité	Total	Families by number of children Familles selon le nombre d'enfants										
			0	1	2	3	4	5	6	7	8	9	10+
<b>New Brunswick - Con.-fin</b>													
1	Charlotte .....	6,288	2,116	1,600	1,219	638	369	160	82	46	31	16	11
2	Rural - Rurale .....	3,699	1,205	910	734	386	229	103	59	35	19	13	6
3	Farm - Agricole .....	870	296	182	170	94	66	29	12	7	4	7	3
4	Non-farm - Non agricole .....	2,829	909	728	564	292	163	74	47	28	15	6	3
5	Urban - Urbaine .....	2,589	911	690	485	252	140	57	23	11	12	3	5
6	Gloucester .....	10,489	2,059	1,719	1,504	1,360	1,107	809	620	475	354	211	271
7	Rural - Rurale .....	9,319	1,797	1,452	1,268	1,190	1,013	749	586	455	343	205	261
8	Farm - Agricole .....	5,162	1,065	734	620	609	535	424	356	281	217	139	182
9	Non-farm - Non agricole .....	4,157	732	718	648	581	478	325	230	174	126	66	79
10	Urban - Urbaine .....	1,170	262	267	236	170	94	60	34	20	11	6	10
11	Kent .....	5,110	1,233	888	715	631	456	389	289	186	137	87	99
12	Rural - Rurale .....	4,808	1,141	834	664	593	435	367	276	181	133	87	97
13	Farm - Agricole .....	2,697	657	420	350	304	237	215	164	125	98	61	66
14	Non-farm - Non agricole .....	2,111	484	414	314	289	198	152	112	56	35	26	31
15	Urban - Urbaine .....	302	92	54	51	38	21	22	13	5	4	2	2
16	Kings .....	5,461	1,935	1,257	989	576	336	165	96	47	27	16	17
17	Rural - Rurale .....	3,290	1,154	715	560	355	236	112	71	41	20	11	15
18	Farm - Agricole .....	1,951	655	428	324	220	151	73	39	32	9	9	11
19	Non-farm - Non Agricole .....	1,339	499	287	236	135	85	39	32	9	11	2	4
20	Urban - Urbaine .....	2,171	781	542	429	221	100	53	25	6	7	5	2
21	Madawaska .....	6,357	1,233	1,199	947	817	677	452	343	239	173	114	163
22	Rural - Rurale .....	3,825	683	614	488	503	444	302	246	179	140	87	139
23	Farm - Agricole .....	1,656	287	228	172	194	200	128	131	94	83	49	90
24	Non-farm - Non agricole .....	2,169	396	386	316	309	244	174	115	85	57	38	49
25	Urban - Urbaine .....	2,532	550	585	459	314	233	150	97	60	33	27	24
26	Northumberland .....	8,751	2,027	1,821	1,524	1,090	790	507	376	250	153	92	121
27	Rural - Rurale .....	6,421	1,439	1,282	1,063	793	609	392	312	215	130	78	108
28	Farm - Agricole .....	2,996	756	597	461	312	256	194	145	114	64	40	57
29	Non-farm - Non agricole .....	3,429	683	685	602	481	353	198	167	101	66	38	51
30	Urban - Urbaine .....	2,330	688	539	461	297	181	115	64	35	23	14	13
31	Queens .....	3,036	905	665	536	356	250	148	66	58	24	11	17
32	Rural - Rurale .....	3,036	905	665	536	356	250	148	66	58	24	11	17
33	Farm - Agricole .....	1,129	388	236	185	128	79	56	24	15	10	3	7
34	Non-farm - Non agricole .....	1,907	517	429	351	230	171	92	42	43	14	8	10
35	Restigouche .....	7,059	1,413	1,366	1,181	911	696	450	372	246	184	103	137
36	Rural - Rurale .....	3,647	673	597	544	484	379	260	237	169	134	68	105
37	Farm - Agricole .....	1,702	295	262	202	227	178	131	125	85	85	46	66
38	Non-farm - Non agricole .....	1,945	378	335	342	257	201	129	112	81	49	22	39
39	Urban - Urbaine .....	3,412	740	769	637	427	317	190	135	80	50	35	32
40	St. John .....	17,401	5,617	4,490	3,381	1,853	987	483	288	127	82	46	47
41	Rural - Rurale .....	336	122	77	64	29	18	11	5	5	1	1	3
42	Farm - Agricole .....	59	21	11	12	5	2	6	1	1	1	1	1
43	Non-farm - Non agricole .....	277	101	66	52	24	16	5	4	4	1	1	3
44	Urban - Urbaine .....	17,065	5,495	4,413	3,317	1,824	969	472	283	122	81	45	44
45	Sunbury .....	2,038	520	453	378	248	178	104	69	37	25	15	11
46	Rural - Rurale .....	1,666	441	379	304	203	138	80	54	30	17	13	7
47	Farm - Agricole .....	746	218	174	126	81	61	33	27	13	8	3	2
48	Non-farm - Non agricole .....	920	223	205	178	122	77	47	27	17	9	10	5
49	Urban - Urbaine .....	372	79	74	74	45	40	24	15	7	8	2	4
50	Victoria .....	3,888	887	822	740	491	332	221	141	103	68	42	41
51	Rural - Rurale .....	3,056	694	643	553	371	262	181	125	88	62	40	37
52	Farm - Agricole .....	1,392	306	266	225	164	140	95	73	44	35	23	21
53	Non-farm - Non agricole .....	1,664	388	377	328	207	122	86	52	44	27	17	16
54	Urban - Urbaine .....	832	193	179	187	120	70	40	16	15	6	2	4
55	Westmorland .....	17,857	5,280	4,027	3,459	2,100	1,277	716	403	265	141	90	99
56	Rural - Rurale .....	7,281	1,987	1,418	1,329	918	621	373	240	173	86	50	66
57	Farm - Agricole .....	3,407	1,059	577	555	398	282	190	121	92	57	31	45
58	Non-farm - Non agricole .....	3,854	928	841	774	520	339	183	119	81	29	19	21
59	Urban - Urbaine .....	10,596	3,293	2,609	2,130	1,182	656	343	163	92	55	40	33
60	York .....	10,273	3,141	2,543	2,088	1,172	613	330	181	89	63	31	22
61	Rural - Rurale .....	5,059	1,421	1,126	988	624	371	231	131	72	53	24	18
62	Farm - Agricole .....	2,413	736	500	408	299	191	117	69	39	30	17	7
63	Non-farm - Non agricole .....	2,646	685	626	580	325	180	114	62	33	23	7	11
64	Urban - Urbaine .....	5,214	1,720	1,417	1,100	548	242	99	50	17	10	7	4

TABLEAU 131. Familles selon le nombre et l'âge des enfants de 24 ans et moins à la maison et enfants dans les familles, par groupe d'âge et selon l'activité, comtés et divisions de recensement, régions rurales agricoles, rurales non agricoles, et urbains, 1951 - suite

Familles with children by age of children — Familles avec enfants selon l'âge des enfants				Children by age and activity — Enfants selon l'âge et l'activité									No
				Total	Under 6 years — De moins de 6 ans	6-13 years — De 6-13 ans	14-17 years — 14-17 ans			18-24 years — 18-24 ans			
							Total	At school — À l'école	In labour force — Figurant à la main-d'oeuvre	Total	At school — À l'école	In labour force — Figurant à la main-d'oeuvre	
All under 14 — Tous enfants de moins de 14 ans	Under and over 14 — De moins et de plus de 14 ans	All over 14 — Tous enfants de plus de 14 ans	Total	Under 6 years — De moins de 6 ans	6-13 years — De 6-13 ans	Total	At school — À l'école	In labour force — Figurant à la main-d'oeuvre	Total	At school — À l'école	In labour force — Figurant à la main-d'oeuvre		
4,172	2,564	793	815	9,547	3,442	3,570	1,420	1,041	268	1,115	127	885	1
2,494	1,544	491	459	5,898	2,132	2,239	854	617	178	673	69	534	2
574	279	156	139	1,459	407	541	267	195	58	244	19	192	3
1,920	1,265	335	320	4,439	1,725	1,698	587	422	120	429	50	342	4
1,678	1,020	302	356	3,649	1,310	1,331	566	424	90	442	58	351	5
8,430	4,663	2,591	1,176	31,990	12,153	11,905	4,406	2,777	916	3,526	348	2,432	6
7,522	4,101	2,389	1,032	29,474	11,190	10,990	4,055	2,495	877	3,239	283	2,242	7
4,097	1,915	1,506	676	17,124	5,797	6,526	2,594	1,519	615	2,207	182	1,544	8
3,425	2,186	883	356	12,350	5,393	4,464	1,461	976	262	1,032	101	698	9
908	562	202	144	2,516	963	915	351	282	39	287	65	190	10
3,877	2,154	1,148	575	13,968	5,037	5,358	1,996	1,198	484	1,577	99	1,154	11
3,667	2,016	1,099	552	13,339	4,781	5,119	1,917	1,135	479	1,522	93	1,115	12
2,040	981	698	361	7,965	2,529	3,079	1,273	714	352	1,084	58	800	13
1,627	1,035	401	191	5,374	2,252	2,040	644	421	127	438	35	315	14
210	138	49	23	629	256	239	79	63	5	55	6	39	15
3,526	2,105	714	707	8,578	3,119	3,189	1,271	974	163	999	131	736	16
2,136	1,220	492	424	5,535	1,975	2,074	842	619	117	644	57	490	17
1,296	696	323	277	3,434	1,110	1,341	540	395	78	443	39	343	18
840	524	169	147	2,101	865	733	302	224	39	201	18	147	19
1,390	885	222	283	3,043	1,144	1,115	429	355	46	355	74	246	20
5,124	2,941	1,438	745	18,425	7,084	6,689	2,461	1,578	505	2,191	307	1,486	21
3,142	1,779	961	402	12,534	4,923	4,561	1,655	944	429	1,395	139	948	22
1,369	651	520	198	6,131	2,157	2,282	910	461	260	782	74	536	23
1,773	1,128	441	204	6,403	2,766	2,279	745	483	169	613	65	412	24
1,982	1,162	477	343	5,891	2,161	2,128	806	634	76	796	168	538	25
6,724	3,878	1,833	1,013	21,219	8,083	7,763	2,995	1,934	607	2,378	221	1,746	26
4,982	2,791	1,436	755	16,491	6,162	6,126	2,345	1,497	502	1,858	140	1,366	27
2,240	1,019	764	457	7,622	2,350	2,899	1,291	832	302	1,082	82	807	28
2,742	1,772	672	298	8,869	3,812	3,227	1,054	665	200	776	58	559	29
1,742	1,087	397	258	4,728	1,921	1,637	650	437	105	520	81	380	30
2,131	1,258	541	332	5,815	2,001	2,338	851	580	171	625	51	466	31
2,131	1,258	541	332	5,815	2,001	2,338	851	580	171	625	51	466	32
741	383	205	153	2,011	592	778	327	223	63	314	16	237	33
1,390	875	336	179	3,804	1,409	1,560	524	357	108	311	35	229	34
5,646	3,093	1,685	868	19,329	7,044	7,095	2,870	1,858	485	2,320	255	1,552	35
2,974	1,612	976	386	11,349	4,237	4,236	1,597	874	344	1,279	74	887	36
1,407	665	526	216	5,862	2,019	2,194	863	415	222	786	34	565	37
1,567	947	450	170	5,487	2,218	2,042	734	459	122	493	40	322	38
2,672	1,481	709	482	7,980	2,807	2,859	1,273	984	141	1,041	181	665	39
11,784	7,212	2,181	2,391	27,367	10,037	9,585	3,882	2,842	671	3,863	475	3,056	40
214	124	51	39	533	176	199	91	57	25	67	6	45	41
38	20	10	8	101	34	31	23	13	9	13	—	9	42
176	104	41	31	432	142	168	68	44	16	54	6	36	43
11,570	7,088	2,130	2,352	26,834	9,861	9,386	3,791	2,785	646	3,796	469	3,011	44
1,518	886	387	245	4,322	1,596	1,625	639	419	121	462	46	327	45
1,225	710	305	210	3,416	1,254	1,284	515	337	97	363	37	251	46
528	265	152	111	1,446	442	554	248	169	44	202	18	152	47
697	445	153	99	1,970	812	730	267	168	53	161	19	99	48
293	176	82	35	906	342	341	124	82	24	99	9	76	49
3,001	1,785	781	435	9,130	3,511	3,367	1,302	922	234	950	113	669	50
2,362	1,402	628	332	7,426	2,839	2,789	1,049	713	211	749	81	533	51
1,086	563	339	184	3,701	1,254	1,415	578	379	138	454	46	338	52
1,276	839	289	148	3,725	1,585	1,374	471	334	73	295	35	195	53
639	383	153	103	1,704	672	578	253	209	23	201	32	136	54
12,577	7,872	2,580	2,125	33,221	12,762	12,038	4,436	3,227	705	3,985	536	2,926	55
5,274	3,159	1,308	807	15,694	5,788	5,937	2,168	1,547	374	1,801	184	1,328	56
2,348	1,184	721	443	7,566	2,309	2,919	1,233	873	237	1,105	95	837	57
2,926	1,975	587	364	8,128	3,479	3,018	935	674	137	696	89	491	58
7,303	4,713	1,272	1,318	17,527	6,974	6,101	2,268	1,680	331	2,184	352	1,598	59
7,132	4,379	1,438	1,315	17,066	6,392	6,332	2,476	1,829	464	1,866	295	1,358	60
3,638	2,144	884	610	9,738	3,445	3,879	1,468	1,063	305	946	69	737	61
1,677	854	485	338	4,721	1,393	1,968	778	582	165	582	35	466	62
1,961	1,290	399	272	5,017	2,052	1,911	690	481	140	364	34	271	63
3,494	2,235	554	705	7,328	2,947	2,453	1,008	766	159	920	226	621	64

TABLE 131. Families by number and age of children 24 years of age and under at home, and children in families by age group and activity, for counties and census divisions, rural farm, rural non-farm, and urban, 1951 - Continued

No.	Locality Localité	Total	Families by number of children Familles selon le nombre d'enfants										
			0	1	2	3	4	5	6	7	8	9	10+
			1	Québec .....	856,041	241,612	181,711	151,197	99,151	63,767	41,710	27,547	18,296
2	Rural - Rurale .....	252,945	58,517	40,870	37,272	30,136	24,069	18,354	13,925	10,119	7,212	5,013	7,458
3	Farm - Agricole .....	133,861	26,674	18,875	17,947	15,481	13,564	11,084	8,779	6,836	5,068	3,718	5,835
4	Non-farm - Non agricole .....	119,084	31,843	21,995	19,325	14,655	10,505	7,270	5,146	3,283	2,144	1,295	1,623
5	Urban - Urbaine .....	603,096	183,095	140,841	113,925	69,015	39,698	23,356	13,622	8,177	4,931	2,949	3,487
6	Abitibi .....	15,846	2,711	2,957	2,632	2,045	1,648	1,209	914	634	432	288	376
7	Rural - Rurale .....	9,196	1,444	1,460	1,316	1,087	1,008	813	652	499	347	245	325
8	Farm - Agricole .....	6,396	869	896	852	724	716	616	516	403	297	213	294
9	Non-farm - Non agricole .....	2,800	575	564	464	363	292	197	136	96	50	32	31
10	Urban - Urbaine .....	6,650	1,267	1,497	1,316	958	640	396	262	135	85	43	51
11	Argenteuil .....	5,700	1,749	1,157	1,083	657	421	248	163	94	47	42	39
12	Rural - Rurale .....	3,285	1,044	620	594	368	264	140	107	55	34	31	28
13	Farm - Agricole .....	1,039	319	208	174	119	85	42	29	20	13	15	15
14	Non-farm - Non agricole .....	2,246	725	412	420	249	179	98	78	35	21	16	13
15	Urban - Urbaine .....	2,415	705	537	489	289	157	108	56	39	13	11	11
16	Arthabaska .....	7,123	1,793	1,206	1,076	840	656	522	337	237	172	116	168
17	Rural - Rurale .....	3,102	701	404	406	363	304	267	193	153	118	81	112
18	Farm - Agricole .....	2,231	417	271	275	248	233	222	150	134	104	76	101
19	Non-farm - Non agricole .....	871	284	133	131	115	71	45	43	19	14	5	11
20	Urban - Urbaine .....	4,021	1,092	802	670	477	352	255	144	84	54	35	56
21	Bagot .....	3,949	1,120	669	558	463	398	250	175	129	73	36	78
22	Rural - Rurale .....	2,771	788	450	365	301	297	189	135	100	55	27	64
23	Farm - Agricole .....	1,895	403	287	268	222	243	150	115	83	41	25	58
24	Non-farm - Non agricole .....	876	385	163	97	79	54	39	20	17	14	2	6
25	Urban - Urbaine .....	1,178	332	219	193	162	101	61	40	29	18	9	14
26	Beauce .....	9,936	2,001	1,668	1,459	1,165	958	768	590	452	318	237	320
27	Rural - Rurale .....	6,514	1,166	952	888	755	669	561	450	353	255	187	278
28	Farm - Agricole .....	4,196	594	516	513	480	454	406	351	285	214	147	236
29	Non-farm - Non agricole .....	2,318	572	436	375	275	215	155	99	68	41	40	42
30	Urban - Urbaine .....	3,422	835	716	571	410	289	207	140	99	63	50	42
31	Beauharnois .....	8,480	2,218	1,746	1,623	1,117	745	419	269	146	87	58	52
32	Rural - Rurale .....	1,746	449	280	303	241	182	104	90	45	23	14	15
33	Farm - Agricole .....	767	185	117	113	112	89	46	53	24	12	9	7
34	Non-farm - Non agricole .....	979	264	163	190	129	93	58	37	21	11	5	8
35	Urban - Urbaine .....	6,734	1,769	1,466	1,320	876	563	315	179	101	64	44	37
36	Bellechasse .....	4,431	1,081	651	550	485	388	346	308	193	151	106	172
37	Rural - Rurale .....	4,431	1,081	651	550	485	388	346	308	193	151	106	172
38	Farm - Agricole .....	2,338	375	312	276	256	224	222	216	138	105	80	134
39	Non-farm - Non agricole .....	2,093	706	339	274	229	164	124	92	55	46	26	38
40	Berthier .....	5,131	1,452	937	767	676	433	280	222	137	100	65	62
41	Rural - Rurale .....	3,568	996	613	520	461	328	207	163	103	75	48	54
42	Farm - Agricole .....	1,830	474	271	261	228	182	113	107	66	49	36	43
43	Non-farm - Non agricole .....	1,738	522	342	259	233	146	94	56	37	26	12	11
44	Urban - Urbaine .....	1,563	456	324	247	215	105	73	59	34	25	17	8
45	Bonaventure .....	7,608	1,656	1,218	1,098	906	701	591	484	339	238	169	208
46	Rural - Rurale .....	7,608	1,656	1,218	1,098	906	701	591	484	339	238	169	208
47	Farm - Agricole .....	4,670	1,054	720	581	530	411	356	308	245	172	129	164
48	Non-farm - Non agricole .....	2,938	602	498	517	376	290	235	176	94	66	40	44
49	Brome .....	3,035	1,059	610	502	333	200	136	74	51	32	17	21
50	Rural - Rurale .....	2,453	838	498	401	263	168	110	60	48	30	16	21
51	Farm - Agricole .....	1,433	449	290	254	159	103	67	39	27	17	11	17
52	Non-farm - Non agricole .....	1,020	389	208	147	104	65	43	21	21	13	5	4
53	Urban - Urbaine .....	582	221	112	101	70	32	26	14	3	2	1	-
54	Chambly .....	18,013	4,759	4,081	3,606	2,452	1,309	794	426	258	145	85	98
55	Rural - Rurale .....	2,243	570	449	456	325	160	115	54	50	22	19	23
56	Farm - Agricole .....	526	139	90	70	84	40	34	22	15	10	8	14
57	Non-farm - Non agricole .....	1,717	431	359	386	241	120	81	32	35	12	11	9
58	Urban - Urbaine .....	15,770	4,189	3,632	3,150	2,127	1,149	679	372	208	123	66	75
59	Champlain .....	17,142	3,842	3,308	2,894	2,231	1,589	1,105	788	532	351	206	296
60	Rural - Rurale .....	5,965	1,399	973	880	719	544	403	356	265	164	105	157
61	Farm - Agricole .....	2,745	570	341	360	327	267	215	213	166	100	70	116
62	Non-farm - Non agricole .....	3,220	829	632	520	392	277	188	143	99	64	35	41
63	Urban - Urbaine .....	11,177	2,443	2,335	2,014	1,512	1,045	702	432	267	187	101	139

**TABLEAU 131. Familles selon le nombre et l'âge des enfants de 24 ans et moins à la maison et enfants dans les familles, par groupe d'âge et selon l'activité, comtés et divisions de recensement, régions rurales agricoles, rurales non agricoles, et urbains, 1951 - suite**

Familles with children by age of children — Familles avec enfants selon l'âge des enfants				Children by age and activity — Enfants selon l'âge et l'activité									No
				Total	Under 6 years — De moins de 6 ans	6-13 years — De 6-13 ans	14-17 years — 14-17 ans			18-24 years — 18-24 ans			
							Total	At school — À l'école	In labour force — Figurant à la main-d'oeuvre	Total	At school — À l'école	In labour force — Figurant à la main-d'oeuvre	
All under 14 — Tous enfants de moins de 14 ans	Under and over 14 — De moins et de plus de 14 ans	All over 14 — Tous enfants de plus de 14 ans	Total	Under 6 years — De moins de 6 ans	6-13 years — De 6-13 ans	Total	At school — À l'école	In labour force — Figurant à la main-d'oeuvre	Total	At school — À l'école	In labour force — Figurant à la main-d'oeuvre		
614,429	362,890	132,930	118,609	1,828,035	638,004	644,939	249,140	130,803	71,549	295,952	27,732	219,187	1
194,428	108,091	55,394	30,943	733,586	253,650	272,040	102,989	44,744	32,333	104,909	6,289	72,860	2
107,187	52,685	36,148	18,354	450,186	141,794	168,352	68,812	26,505	24,282	71,228	3,485	49,762	3
87,241	55,406	19,246	12,589	283,402	111,856	103,688	34,177	18,239	8,051	33,681	2,804	23,098	4
420,001	254,799	77,536	87,666	1,094,447	384,354	372,899	146,151	86,059	39,216	191,043	21,443	146,327	5
13,135	8,350	3,324	1,461	47,108	18,051	18,209	5,775	2,544	1,819	5,073	322	3,603	6
7,752	4,505	2,354	893	31,417	11,468	12,300	4,175	1,455	1,493	3,474	142	2,370	7
5,527	2,995	1,858	674	24,177	8,414	9,536	3,361	1,065	1,322	2,866	94	1,995	8
2,225	1,510	496	219	7,240	3,054	2,764	814	390	171	608	48	375	9
5,383	3,845	970	568	15,691	6,583	5,909	1,600	1,089	326	1,599	180	1,233	10
3,951	2,353	909	689	11,033	3,919	4,089	1,549	957	362	1,476	134	1,173	11
2,241	1,286	569	386	6,554	2,256	2,440	954	541	258	904	57	730	12
720	338	220	162	2,182	619	831	365	198	109	367	14	302	13
1,521	948	349	224	4,372	1,637	1,609	589	343	149	537	43	428	14
1,710	1,067	340	303	4,479	1,663	1,649	595	416	104	572	77	443	15
5,330	3,057	1,344	929	19,073	6,681	6,950	2,633	1,089	946	2,809	171	2,131	16
2,401	1,291	731	379	9,998	3,387	3,788	1,433	465	565	1,390	49	995	17
1,814	903	624	287	8,083	2,601	3,048	1,242	383	505	1,192	39	850	18
587	388	107	92	1,915	786	740	191	82	60	198	10	145	19
2,929	1,766	613	550	9,075	3,294	3,162	1,200	624	381	1,419	122	1,136	20
2,829	1,628	726	475	9,747	3,410	3,656	1,354	557	521	1,327	97	983	21
1,983	1,105	550	328	7,118	2,409	2,694	1,013	398	384	1,002	76	721	22
1,492	815	443	234	5,683	1,895	2,162	823	279	334	803	53	580	23
491	290	107	94	1,435	514	532	190	119	50	199	23	141	24
846	523	176	147	2,629	1,001	962	341	159	137	325	21	262	25
7,935	4,317	2,241	1,377	30,642	10,527	10,948	4,290	1,644	1,536	4,877	345	3,407	26
5,348	2,824	1,667	857	22,418	7,638	8,196	3,168	1,055	1,216	3,416	195	2,342	27
3,602	1,748	1,278	576	16,557	5,277	6,186	2,452	696	1,019	2,642	134	1,805	28
1,746	1,076	389	281	5,861	2,361	2,010	716	359	197	774	61	537	29
2,587	1,493	574	520	8,224	2,889	2,752	1,122	589	320	1,461	150	1,065	30
6,262	3,977	1,226	1,059	17,846	6,505	6,477	2,276	1,215	718	2,588	214	2,107	31
1,297	798	276	223	4,197	1,537	1,549	545	266	174	566	43	420	32
582	299	151	132	2,010	627	721	305	150	93	357	22	257	33
715	499	125	91	2,187	910	828	240	116	81	209	21	163	34
4,965	3,179	950	836	13,649	4,968	4,928	1,731	949	544	2,022	171	1,687	35
3,350	1,764	1,020	566	13,758	4,407	5,160	1,977	853	629	2,214	237	1,412	36
3,350	1,764	1,020	566	13,758	4,407	5,160	1,977	853	629	2,214	237	1,412	37
1,963	954	702	307	8,956	2,729	3,322	1,384	530	516	1,521	145	997	38
1,387	810	318	259	4,802	1,678	1,838	593	323	113	693	92	415	39
3,679	2,131	868	680	12,007	4,047	4,416	1,606	772	497	1,938	144	1,431	40
2,572	1,457	640	475	8,723	2,873	3,289	1,178	520	376	1,383	98	981	41
1,356	666	402	288	5,073	1,505	1,862	749	340	235	957	57	668	42
1,216	791	238	187	3,650	1,368	1,427	429	180	141	426	41	313	43
1,107	674	228	205	3,284	1,174	1,127	428	252	121	555	46	450	44
5,952	3,103	1,901	948	22,876	7,959	8,694	3,321	1,641	875	2,902	207	1,924	45
5,952	3,103	1,901	948	22,876	7,959	8,694	3,321	1,641	875	2,902	207	1,924	46
3,616	1,668	1,291	657	14,793	4,693	5,704	2,317	1,030	713	2,079	116	1,437	47
2,336	1,435	610	291	8,083	3,266	2,990	1,004	611	162	823	91	487	48
1,976	1,173	440	363	5,539	1,939	2,160	770	427	205	670	49	498	49
1,615	962	371	282	4,627	1,621	1,821	638	341	181	547	34	409	50
984	550	255	179	2,874	955	1,107	437	222	132	375	21	279	51
631	412	116	103	1,753	666	714	201	119	49	172	13	130	52
361	211	69	81	912	318	339	132	86	24	123	15	89	53
13,254	8,768	2,379	2,107	35,223	14,148	12,288	4,252	2,100	1,488	4,535	371	3,738	54
1,673	1,104	329	240	4,820	1,926	1,663	594	288	197	637	35	511	55
387	182	118	87	1,347	355	502	199	82	70	291	12	219	56
1,286	922	211	153	3,473	1,571	1,161	395	206	127	346	23	292	57
11,581	7,664	2,050	1,867	30,403	12,222	10,625	3,658	1,812	1,291	3,898	336	3,227	58
13,300	7,877	3,130	2,293	44,046	15,005	15,622	5,959	3,401	1,557	7,460	684	5,465	59
4,566	2,474	1,278	814	17,068	5,526	6,136	2,494	1,316	634	2,912	214	1,984	60
2,175	976	774	425	9,335	2,601	3,349	1,558	761	422	1,827	105	1,233	61
2,391	1,498	504	389	7,733	2,925	2,787	936	555	212	1,085	109	751	62
8,734	5,403	1,852	1,479	26,978	9,479	9,486	3,465	2,085	923	4,548	470	3,481	63

TABLE 131. Families by number and age of children 24 years of age and under at home, and children in families by age group and activity, for counties and census divisions, rural farm, rural non-farm, and urban, 1951 - Continued

No.	Locality Localité	Total	Families by number of children Familles selon le nombre d'enfants										
			0	1	2	3	4	5	6	7	8	9	10+
<b>Québec - Con.-suite</b>													
1	Charlevoix .....	4,940	1,052	797	694	601	538	397	285	191	145	88	152
2	Rural - Rurale .....	3,170	671	479	420	362	352	253	196	136	110	68	123
3	Farm - Agricole .....	1,637	341	197	198	172	188	140	110	84	82	42	83
4	Non-farm - Non agricole ....	1,533	330	282	222	190	164	113	86	52	28	26	40
5	Urban - Urbaine .....	1,770	381	318	274	239	186	144	89	55	35	20	29
6	Charlevoix-Est .....	2,684	537	435	414	355	290	217	145	100	72	49	70
7	Rural - Rurale .....	1,394	268	209	209	182	156	111	74	56	47	34	48
8	Farm - Agricole .....	704	136	86	96	77	83	62	44	36	32	23	29
9	Non-farm - Non agricole ....	690	132	123	113	105	73	49	30	20	15	11	19
10	Urban - Urbaine .....	1,290	269	226	205	173	134	106	71	44	25	15	22
11	Charlevoix-Ouest .....	2,256	515	362	280	246	248	180	140	91	73	39	82
12	Rural - Rurale .....	1,776	403	270	211	180	196	142	122	80	63	34	75
13	Farm - Agricole .....	933	205	111	102	95	105	78	66	48	50	19	54
14	Non-farm - Non agricole ....	843	198	159	109	85	91	64	56	32	13	15	21
15	Urban - Urbaine .....	480	112	92	69	66	52	38	18	11	10	5	7
16	Châteauguay .....	3,930	1,255	723	702	481	307	191	122	61	49	15	24
17	Rural - Rurale .....	2,592	806	453	430	332	207	146	91	50	44	12	21
18	Farm - Agricole .....	1,405	405	219	236	190	123	88	58	32	30	8	16
19	Non-farm - Non agricole ....	1,187	401	234	194	142	84	58	33	18	14	4	5
20	Urban - Urbaine .....	1,338	449	270	272	149	100	45	31	11	5	3	3
21	Chicoutimi .....	20,415	3,202	3,495	3,271	2,640	2,117	1,649	1,289	922	698	456	676
22	Rural - Rurale .....	4,996	682	692	665	596	507	406	384	312	256	187	309
23	Farm - Agricole .....	2,457	353	289	273	233	244	203	192	185	141	123	221
24	Non-farm - Non agricole ....	2,539	329	403	392	363	263	203	192	127	115	64	88
25	Urban - Urbaine .....	15,419	2,520	2,803	2,606	2,044	1,610	1,243	905	610	442	269	367
26	Compton .....	4,886	1,365	854	817	590	413	267	178	143	103	56	100
27	Rural - Rurale .....	3,203	849	487	510	404	284	197	141	115	83	44	89
28	Farm - Agricole .....	2,120	473	299	312	280	204	152	113	98	71	38	80
29	Non-farm - Non agricole ....	1,083	376	188	198	124	80	45	28	17	12	6	9
30	Urban - Urbaine .....	1,683	516	367	307	186	129	70	37	28	20	12	11
31	Deux-Montagnes .....	4,524	1,284	869	814	581	380	245	146	91	55	32	27
32	Rural - Rurale .....	2,799	759	473	465	355	271	186	115	75	46	29	25
33	Farm - Agricole .....	1,581	350	236	270	223	175	121	77	55	34	21	19
34	Non-farm - Non agricole ....	1,218	409	237	195	132	96	65	38	20	12	8	6
35	Urban - Urbaine .....	1,725	525	396	349	226	109	59	31	16	9	3	2
36	Dorchester .....	5,902	1,314	942	806	659	548	435	326	265	207	148	252
37	Rural - Rurale .....	5,202	1,131	807	679	588	485	389	301	247	196	143	236
38	Farm - Agricole .....	3,216	513	396	417	369	340	276	231	191	156	122	205
39	Non-farm - Non agricole ....	1,986	618	411	262	219	145	113	70	56	40	21	31
40	Urban - Urbaine .....	700	183	135	127	71	63	46	25	18	11	5	16
41	Drummond .....	10,883	2,547	2,116	1,902	1,381	957	695	469	296	201	149	170
42	Rural - Rurale .....	3,780	864	598	539	457	373	301	212	156	98	77	105
43	Farm - Agricole .....	2,015	425	293	276	219	207	164	119	117	61	56	78
44	Non-farm - Non agricole ....	1,765	439	305	263	238	166	137	93	39	37	21	27
45	Urban - Urbaine .....	7,103	1,683	1,518	1,363	924	584	394	257	140	103	72	65
46	Frontenac .....	5,636	1,163	926	755	701	564	423	360	259	172	141	172
47	Rural - Rurale .....	4,092	793	624	501	496	410	335	305	212	142	123	151
48	Farm - Agricole .....	2,580	366	339	285	305	286	239	231	168	120	103	138
49	Non-farm - Non agricole ....	1,512	427	285	216	191	124	96	74	44	22	20	13
50	Urban - Urbaine .....	1,544	370	302	254	205	154	88	55	47	30	18	21
51	Gaspé .....	11,546	2,361	1,852	1,751	1,420	1,142	916	702	500	344	255	303
52	Rural - Rurale .....	10,523	2,161	1,673	1,578	1,272	1,024	850	646	466	328	239	286
53	Farm - Agricole .....	6,159	1,335	895	833	674	618	525	390	301	215	180	193
54	Non-farm - Non agricole ....	4,364	826	778	745	598	406	325	256	165	113	59	93
55	Urban - Urbaine .....	1,023	200	179	173	148	118	66	56	34	16	16	17
56	Gaspé-Est .....	6,972	1,465	1,142	1,100	839	664	561	426	272	199	137	167
57	Rural - Rurale .....	6,269	1,331	1,017	972	739	588	513	388	252	188	123	158
58	Farm - Agricole .....	3,817	854	569	521	419	371	325	244	174	127	100	113
59	Non-farm - Non agricole ....	2,452	477	448	451	320	217	188	144	78	61	23	45
60	Urban - Urbaine .....	703	134	125	128	100	76	48	38	20	11	14	9
61	Gaspé-Ouest .....	2,663	476	398	381	350	293	200	163	137	106	65	94
62	Rural - Rurale .....	2,343	410	344	336	302	251	182	145	123	101	63	86
63	Farm - Agricole .....	905	157	109	112	96	99	82	60	54	57	36	43
64	Non-farm - Non agricole ....	1,438	253	235	224	206	152	100	85	69	44	27	43
65	Urban - Urbaine .....	320	66	54	45	48	42	18	18	14	5	2	8



**TABEAU 131. Familles selon le nombre et l'âge des enfants de 24 ans et moins à la maison et enfants dans les familles, par groupe d'âge et selon l'activité, comtés et divisions de recensement, régions rurales agricoles, rurales non agricoles, et urbains, 1951 - suite**

Familles with children by age of children — Familles avec enfants selon l'âge des enfants				Children by age and activity — Enfants selon l'âge et l'activité									No
Total	All under 14 — Tous enfants de moins de 14 ans	Under and over 14 — De moins et de plus de 14 ans	All over 14 — Tous enfants de plus de 14 ans	Total	Under 6 years — De moins de 6 ans	6-13 years — De 6-13 ans	14-17 years — 14-17 ans			18-24 years — 18-24 ans			
	Total	At school — À l'école	In labour force — Figurant à la main- d'oeuvre		Total	At school — À l'école	In labour force — Figurant à la main- d'oeuvre	Total	At school — À l'école	In labour force — Figurant à la main- d'oeuvre			
3,888	2,007	1,171	710	14,799	4,570	5,278	2,125	996	500	2,826	226	1,807	1
2,499	1,249	796	454	10,055	3,104	3,574	1,484	567	412	1,893	100	1,252	2
1,296	543	485	268	5,752	1,530	2,060	921	301	308	1,241	59	808	3
1,203	706	311	186	4,303	1,574	1,514	563	266	104	952	41	444	4
1,389	758	375	256	4,744	1,466	1,704	641	429	88	633	126	555	5
2,147	1,116	634	397	7,921	2,434	2,796	1,114	538	268	1,577	131	1,014	6
1,126	560	356	210	4,392	1,349	1,549	642	243	194	850	44	568	7
568	236	208	124	2,439	644	865	390	121	143	540	24	357	8
558	324	148	86	1,953	705	684	252	122	51	312	20	211	9
1,021	556	278	187	3,529	1,085	1,247	472	295	74	725	87	446	10
1,741	891	537	313	6,878	2,136	2,482	1,011	458	232	1,249	95	793	11
1,373	689	440	244	5,663	1,755	2,025	842	324	218	1,041	56	684	12
728	307	277	144	3,313	886	1,195	531	180	165	701	35	451	13
645	382	163	100	2,350	869	830	311	144	53	340	21	233	14
368	202	97	69	1,215	381	457	169	134	14	208	39	109	15
2,675	1,592	601	482	7,702	2,711	2,785	1,031	568	288	1,175	110	883	16
1,786	1,013	437	336	5,452	1,866	2,003	751	390	228	832	68	628	17
1,000	493	290	217	3,251	1,011	1,161	506	242	159	573	44	416	18
786	520	147	119	2,201	855	842	245	148	69	259	24	212	19
889	579	164	146	2,250	845	782	280	178	60	343	42	255	20
17,213	10,391	4,520	2,302	66,032	23,800	23,917	8,636	4,970	1,681	9,679	827	6,731	21
4,314	2,377	1,395	542	19,553	6,922	7,036	2,704	1,183	768	2,891	119	2,001	22
2,104	912	857	335	10,709	3,192	3,850	1,736	675	561	1,931	66	1,317	23
2,210	1,465	538	207	8,844	3,730	3,186	968	508	207	960	53	684	24
12,899	8,014	3,125	1,760	46,479	16,878	16,881	5,932	3,787	913	6,788	708	4,730	25
3,521	2,066	891	564	11,724	4,225	4,375	1,647	875	478	1,477	119	1,091	26
2,354	1,328	671	355	8,515	3,041	3,239	1,232	603	389	1,003	70	751	27
1,647	880	517	250	6,480	2,213	2,494	959	422	336	814	50	610	28
707	448	154	105	2,035	828	745	273	181	53	189	20	141	29
1,167	738	220	209	3,209	1,184	1,136	415	272	89	474	49	340	30
3,240	1,996	649	595	9,527	3,428	3,380	1,273	651	414	1,446	137	1,009	31
2,040	1,164	481	395	6,602	2,230	2,355	944	443	331	1,073	86	740	32
1,231	640	332	259	4,269	1,333	1,473	676	300	255	787	58	553	33
809	524	149	136	2,333	897	882	268	143	76	286	28	187	34
1,200	832	168	200	2,925	1,198	1,025	329	208	83	373	51	269	35
4,588	2,454	1,358	776	18,503	6,320	6,651	2,656	1,012	979	2,876	151	2,070	36
4,071	2,128	1,259	684	16,828	5,650	6,111	2,455	898	934	2,612	123	1,886	37
2,703	1,336	946	421	12,437	3,976	4,572	1,905	588	813	1,984	67	1,430	38
1,368	792	313	263	4,391	1,674	1,539	550	310	121	628	56	456	39
517	326	99	92	1,675	670	540	201	114	45	264	28	184	40
8,336	5,151	1,903	1,282	27,075	10,247	9,764	3,488	1,917	1,002	3,576	257	2,854	41
2,916	1,688	786	442	11,055	4,026	4,248	1,481	691	479	1,300	79	961	42
1,590	775	516	299	6,544	2,074	2,554	1,013	428	370	903	47	657	43
1,326	913	270	143	4,511	1,952	1,694	468	263	109	397	32	304	44
5,420	3,463	1,117	840	16,020	6,221	5,516	2,007	1,226	523	2,276	178	1,893	45
4,473	2,544	1,236	693	17,450	6,259	6,531	2,353	842	850	2,307	120	1,685	46
3,299	1,833	992	474	13,675	4,806	5,245	1,860	564	718	1,764	67	1,266	47
2,214	1,142	774	298	10,155	3,369	3,956	1,461	377	618	1,369	39	981	48
1,085	691	218	176	3,520	1,437	1,289	399	187	100	395	28	285	49
1,174	711	244	219	3,775	1,453	1,286	493	278	132	543	53	419	50
9,185	5,067	2,783	1,335	34,799	12,848	12,817	4,662	1,992	1,394	4,472	212	3,236	51
8,362	4,556	2,566	1,240	32,004	11,787	11,771	4,328	1,818	1,316	4,118	168	3,004	52
4,824	2,260	1,737	827	19,557	6,429	7,322	2,949	1,189	963	2,857	96	2,124	53
3,538	2,296	829	413	12,447	5,358	4,449	1,379	629	353	1,261	72	880	54
823	511	217	95	2,795	1,061	1,046	334	174	78	354	44	232	55
5,507	3,030	1,651	826	20,398	7,448	7,595	2,750	1,120	818	2,605	102	1,907	56
4,938	2,675	1,504	759	18,497	6,756	6,866	2,518	1,006	763	2,357	68	1,743	57
2,963	1,389	1,052	522	11,782	3,820	4,489	1,788	688	578	1,685	45	1,250	58
1,975	1,286	452	237	6,715	2,936	2,377	730	318	185	672	23	493	59
569	355	147	67	1,901	692	729	232	114	55	248	34	164	60
2,187	1,267	634	286	8,798	3,347	3,178	1,113	496	315	1,160	68	762	61
1,933	1,111	564	258	7,904	2,978	2,861	1,011	436	292	1,054	58	694	62
748	355	273	120	3,440	1,156	1,221	504	207	160	559	21	371	63
1,185	756	291	138	4,464	1,822	1,640	507	229	132	495	37	323	64
254	156	70	28	894	369	317	102	60	23	106	10	68	65

TABLE 131. Families by number and age of children 24 years of age and under at home, and children in families by age group and activity, for counties and census divisions, rural farm, rural non-farm, and urban, 1951 - Continued

No.	Locality - Localité	Total	Families by number of children - Familles selon le nombre d'enfants															
			0	1	2	3	4	5	6	7	8	9	10+					
Québec - Con. - suite																		
1	Gaspé - Con. - fin																	
2	Îles-de-la-Madeleine .....	1,911	420	312	270	231	185	155	113	91	39	53	42					
3	Rural - Rurale .....	1,911	420	312	270	231	185	155	113	91	39	53	42					
4	Farm - Agricole .....	1,437	324	217	200	159	148	118	86	73	31	44	37					
5	Non-farm - Non agricole ..	474	96	95	70	72	37	37	27	18	8	9	5					
6	Hull .....	20,117	4,887	4,396	3,847	2,577	1,715	1,040	637	433	259	143	183					
7	Rural - Rurale .....	5,152	1,271	940	848	674	450	315	230	161	114	67	82					
8	Farm - Agricole .....	2,257	537	395	329	267	206	159	126	80	57	46	55					
9	Non-farm - Non agricole ....	2,895	734	545	519	407	244	156	104	81	57	21	27					
10	Urban - Urbaine .....	14,965	3,616	3,456	2,999	1,903	1,265	725	407	272	145	76	101					
11	Gatineau .....	7,240	1,703	1,357	1,318	966	668	430	286	199	136	79	98					
12	Rural - Rurale .....	4,672	1,131	866	776	614	416	288	202	143	100	61	75					
13	Farm - Agricole .....	1,965	454	352	287	240	184	140	106	67	46	40	49					
14	Non-farm - Non agricole ..	2,707	677	514	489	374	232	148	96	76	54	21	26					
15	Urban - Urbaine .....	2,568	572	491	542	352	252	142	84	56	36	18	23					
16	Hull .....	12,877	3,184	3,039	2,529	1,611	1,047	610	351	234	123	64	85					
17	Rural - Rurale .....	480	140	74	72	60	34	27	28	18	14	6	7					
18	Farm - Agricole .....	292	83	43	42	27	22	19	20	13	11	6	6					
19	Non-farm - Non agricole ....	188	57	31	30	33	12	8	8	5	3	-	1					
20	Urban - Urbaine .....	12,397	3,044	2,965	2,457	1,551	1,013	583	323	216	109	58	78					
21	Huntingdon .....	3,044	1,020	607	506	371	211	128	86	47	34	12	22					
22	Rural - Rurale .....	2,380	781	462	387	293	169	112	73	44	31	11	17					
23	Farm - Agricole .....	1,530	482	299	271	184	111	62	49	30	22	11	9					
24	Non-farm - Non agricole ....	850	299	163	116	109	58	50	24	14	9	-	8					
25	Urban - Urbaine .....	664	239	145	119	78	42	16	13	3	3	1	5					
26	Iberville .....	2,845	763	536	494	351	263	169	91	80	36	24	38					
27	Rural - Rurale .....	1,639	434	277	245	195	171	114	69	59	27	18	30					
28	Farm - Agricole .....	962	193	154	146	126	112	73	54	45	22	15	22					
29	Non-farm - Non agricole ....	677	241	123	99	69	59	41	15	14	5	3	8					
30	Urban - Urbaine .....	1,206	329	259	249	156	92	55	22	21	9	6	8					
31	Joliette .....	7,252	1,761	1,358	1,153	915	648	507	314	208	156	101	131					
32	Rural - Rurale .....	3,781	890	617	552	454	356	293	195	142	117	73	92					
33	Farm - Agricole .....	1,926	394	276	242	243	193	169	124	86	74	54	71					
34	Non-farm - Non agricole ....	1,855	496	341	310	211	163	124	71	56	43	19	21					
35	Urban - Urbaine .....	3,471	871	741	601	461	292	214	119	66	39	28	39					
36	Kamouraska .....	4,760	1,130	755	657	541	466	329	262	190	123	101	206					
37	Rural - Rurale .....	3,783	880	549	515	411	365	278	224	164	112	93	192					
38	Farm - Agricole .....	1,946	379	239	219	218	183	148	149	107	81	63	160					
39	Non-farm - Non agricole ....	1,837	501	310	296	193	182	130	75	57	31	30	32					
40	Urban - Urbaine .....	977	250	206	142	130	101	51	38	26	11	8	14					
41	Labelle .....	5,005	1,037	812	710	619	529	385	304	211	149	93	156					
42	Rural - Rurale .....	3,552	705	537	485	427	376	284	238	172	121	79	128					
43	Farm - Agricole .....	1,956	297	234	235	240	236	173	155	122	93	64	107					
44	Non-farm - Non agricole ....	1,596	408	303	250	187	140	111	83	50	28	15	21					
45	Urban - Urbaine .....	1,453	332	275	225	192	153	101	66	39	28	14	28					
46	Lac-St-Jean .....	13,455	2,088	1,913	1,879	1,633	1,404	1,144	960	783	591	424	636					
47	Rural - Rurale .....	7,647	1,126	942	966	862	792	685	588	507	396	295	488					
48	Farm - Agricole .....	4,368	568	467	465	446	423	419	354	345	275	217	389					
49	Non-farm - Non agricole ....	3,279	558	475	501	416	369	266	234	162	121	78	99					
50	Urban - Urbaine .....	5,808	962	971	913	771	612	459	372	276	195	129	148					
51	Lac-St-Jean-Est .....	5,230	820	774	732	642	523	453	363	274	228	190	231					
52	Rural - Rurale .....	2,397	363	299	314	270	227	229	179	130	120	112	154					
53	Farm - Agricole .....	1,292	178	143	129	122	109	144	107	82	78	80	120					
54	Non-farm - Non agricole ....	1,105	185	156	185	148	118	85	72	48	42	32	34					
55	Urban - Urbaine .....	2,833	457	475	418	372	296	224	184	144	108	78	77					
56	Lac-St-Jean-Ouest .....	8,225	1,268	1,139	1,147	991	881	691	597	509	363	234	405					
57	Rural - Rurale .....	5,250	763	643	652	592	565	456	409	377	276	183	334					
58	Farm - Agricole .....	3,076	390	324	336	324	314	275	247	263	197	137	269					
59	Non-farm - Non agricole ....	2,174	373	319	316	268	251	181	162	114	79	46	65					
60	Urban - Urbaine .....	2,975	505	496	495	399	316	235	188	132	87	51	71					
61	Laprairie .....	4,040	1,097	814	798	492	322	218	127	71	35	29	37					
62	Rural - Rurale .....	2,836	748	556	555	355	229	157	100	58	25	21	32					
63	Farm - Agricole .....	968	245	163	172	115	81	76	48	28	12	14	14					
64	Non-farm - Non agricole ....	1,868	503	393	383	240	148	81	52	30	13	7	18					
65	Urban - Urbaine .....	1,204	349	258	243	137	93	61	27	13	10	8	5					

TABLEAU 131. Familles selon le nombre et l'âge des enfants de 24 ans et moins à la maison et enfants dans les familles, par groupe d'âge et selon l'activité, comtés et divisions de recensement, régions rurales agricoles, rurales non agricoles, et urbains, 1951 - suite

Familles with children by age of children — Familles avec enfants selon l'âge des enfants				Children by age and activity — Enfants selon l'âge et l'activité									No
Total	All under 14 — Tous enfants de moins de 14 ans	Under and over 14 — De moins et de plus de 14 ans	All over 14 — Tous enfants de plus de 14 ans	Total	Under 6 years — De moins de 6 ans	6-13 years — De 6-13 ans	14-17 years — 14-17 ans			18-24 years — 18-24 ans			
	At school — À l'école	In labour force — Figurant à la main-d'oeuvre	Total				At school — À l'école	In labour force — Figurant à la main-d'oeuvre					
1,491	770	498	223	5,603	2,053	2,044	799	376	261	707	42	567	1
1,491	770	498	223	5,603	2,053	2,044	799	376	261	707	42	567	2
1,113	516	412	185	4,335	1,453	1,612	657	294	225	613	30	503	3
378	254	86	38	1,268	600	432	142	82	36	94	12	64	4
15,230	9,323	3,345	2,562	44,085	16,423	15,525	6,027	3,124	1,669	6,110	404	4,939	5
3,881	2,143	1,101	637	12,954	4,505	4,882	1,909	935	549	1,658	91	1,294	6
1,720	769	601	350	6,265	1,831	2,377	1,056	461	337	1,001	38	791	7
2,161	1,374	500	287	6,689	2,674	2,505	853	474	212	657	53	503	8
11,349	7,180	2,244	1,925	31,131	11,918	10,643	4,118	2,189	1,120	4,452	313	3,645	9
5,537	3,218	1,446	873	17,684	6,385	6,576	2,517	1,293	655	2,206	137	1,724	10
3,541	1,961	998	582	11,744	4,083	4,450	1,718	882	484	1,488	83	1,167	11
1,511	682	521	308	5,451	1,602	2,081	905	427	283	863	33	689	12
2,030	1,279	477	274	6,293	2,486	2,369	813	455	201	625	50	478	13
1,996	1,257	448	291	5,940	2,297	2,126	799	411	171	718	54	557	14
9,693	6,105	1,899	1,689	26,401	10,038	8,949	3,510	1,831	1,014	3,904	267	3,215	15
340	182	103	55	1,210	417	432	191	53	65	170	8	127	16
209	87	80	42	814	229	296	151	34	54	133	5	102	17
131	95	23	13	396	181	136	40	19	11	32	3	25	18
9,353	5,923	1,796	1,634	25,191	9,621	8,517	3,319	1,778	949	3,734	259	3,088	19
2,024	1,186	462	376	5,677	2,077	2,123	768	489	154	709	58	476	20
1,599	914	384	301	4,630	1,646	1,777	631	398	126	576	43	370	21
1,048	586	252	210	3,026	1,047	1,165	423	265	89	391	25	276	22
551	328	132	91	1,604	599	612	208	133	37	185	18	94	23
425	272	78	75	1,047	431	346	137	91	28	133	15	106	24
2,082	1,275	464	343	6,510	2,351	2,364	821	354	287	974	52	801	25
1,205	706	306	193	4,155	1,452	1,556	538	242	203	609	27	501	26
769	419	227	123	2,849	938	1,068	399	162	161	444	13	367	27
436	287	79	70	1,306	514	488	139	80	42	165	14	134	28
877	569	158	150	2,355	899	808	283	112	34	365	25	300	29
5,491	3,085	1,415	991	18,469	6,155	6,734	2,627	1,441	717	2,953	280	2,104	30
2,891	1,571	851	469	10,752	3,562	3,999	1,573	800	445	1,618	122	1,117	31
1,532	731	527	274	6,326	1,869	2,355	1,019	471	323	1,083	86	732	32
1,359	840	324	195	4,426	1,693	1,644	554	329	122	535	36	385	33
2,600	1,514	564	522	7,717	2,593	2,735	1,054	641	272	1,335	158	987	34
3,630	1,932	1,041	657	14,299	4,555	5,084	2,124	1,126	578	2,536	259	1,635	35
2,903	1,494	897	512	12,032	3,750	4,328	1,822	885	546	2,132	180	1,405	36
1,567	712	574	281	7,457	2,086	2,743	1,219	517	423	1,409	101	933	37
1,336	782	323	231	4,575	1,664	1,585	603	368	123	723	79	472	38
727	438	144	145	2,267	805	756	302	241	32	404	79	230	39
3,968	2,274	1,143	551	15,146	5,475	5,716	2,119	916	670	1,836	89	1,359	40
2,847	1,594	879	374	11,410	4,078	4,381	1,615	618	552	1,336	41	990	41
1,659	838	617	204	7,500	2,465	2,952	1,146	415	417	937	21	694	42
1,188	756	262	170	3,910	1,613	1,429	469	203	135	399	20	296	43
1,121	680	264	177	3,736	1,397	1,335	504	298	118	500	48	369	44
11,367	6,284	3,592	1,491	48,787	16,701	17,853	6,856	3,254	1,665	7,377	532	4,865	45
6,521	3,405	2,285	831	30,409	10,280	11,200	4,367	1,700	1,239	4,562	200	3,034	46
3,800	1,635	1,588	577	19,577	5,740	7,329	3,138	1,105	985	3,370	116	2,277	47
2,721	1,770	697	254	10,832	4,540	3,871	1,229	595	254	1,192	84	757	48
4,846	2,879	1,307	660	18,378	6,421	6,653	2,489	1,554	426	2,815	332	1,831	49
4,410	2,407	1,382	621	18,732	6,301	6,762	2,663	1,400	588	3,006	247	2,005	50
2,034	1,046	703	235	9,473	3,155	3,410	1,380	621	378	1,528	93	1,028	51
1,114	469	460	185	5,821	1,692	2,124	929	382	280	1,076	53	728	52
920	577	243	100	3,652	1,463	1,286	451	239	98	452	40	300	53
2,376	1,361	679	336	9,259	3,146	3,352	1,283	779	210	1,478	154	977	54
6,957	3,877	2,210	870	30,055	10,400	11,091	4,193	1,854	1,077	4,371	285	2,860	55
4,487	2,359	1,582	546	20,936	7,125	7,790	2,987	1,079	861	3,034	107	2,006	56
2,686	1,166	1,128	392	13,756	4,048	5,205	2,209	723	705	2,294	63	1,549	57
1,801	1,193	454	154	7,180	3,077	2,585	778	356	156	740	44	457	58
2,470	1,518	628	324	9,119	3,275	3,301	1,206	775	216	1,337	178	854	59
2,943	1,718	649	576	8,475	2,994	2,902	1,181	647	306	1,398	88	905	60
2,088	1,182	496	410	6,186	2,098	2,189	880	490	203	1,019	62	600	61
723	355	204	160	2,421	698	851	386	196	113	486	28	340	62
1,365	827	292	246	3,765	1,400	1,338	494	294	90	533	34	260	63
855	536	153	166	2,289	896	713	301	157	103	379	26	305	64

TABLE 131. Families by number and age of children 24 years of age and under at home, and children in families by age group and activity, for counties and census divisions, rural farm, rural non-farm, and urban, 1951 - Continued

No.	Locality - Localité	Total	Families by number of children Familles selon le nombre d'enfants										
			0	1	2	3	4	5	6	7	8	9	10+
Québec - Con. - suite													
1	L'Assomption .....	4,840	1,334	927	763	591	405	288	185	135	84	51	77
2	Rural - Rurale .....	3,109	878	590	483	370	266	177	118	87	59	28	53
3	Farm - Agricole .....	1,393	357	253	198	151	120	98	63	54	42	17	40
4	Non-farm - Non agricole .....	1,716	521	337	285	219	146	79	55	33	17	11	13
5	Urban - Urbaine .....	1,731	456	337	280	221	139	111	67	48	25	23	24
6	Lévis .....	8,362	2,155	1,580	1,360	1,033	735	478	386	233	140	94	168
7	Rural - Rurale .....	1,853	467	263	241	215	162	124	126	77	50	40	88
8	Farm - Agricole .....	966	209	112	119	105	88	71	76	53	35	26	72
9	Non-farm - Non agricole .....	887	258	151	122	110	74	53	50	24	15	14	16
10	Urban - Urbaine .....	6,509	1,688	1,317	1,110	818	573	354	260	156	90	54	80
11	L'Islet .....	4,239	1,022	658	615	481	412	323	195	172	143	75	143
12	Rural - Rurale .....	4,239	1,022	658	615	481	412	323	195	172	143	75	143
13	Farm - Agricole .....	2,164	453	265	297	224	213	200	127	120	96	61	108
14	Non-farm - Non agricole .....	2,075	569	393	318	257	199	123	68	52	47	14	35
15	Lotbinière .....	5,197	1,363	750	659	512	522	397	309	252	151	107	175
16	Rural - Rurale .....	4,742	1,230	662	596	465	475	370	294	234	141	102	173
17	Farm - Agricole .....	2,979	626	378	364	285	303	275	207	198	108	86	149
18	Non-farm - Non agricole .....	1,763	604	284	232	180	172	95	87	36	33	16	24
19	Urban - Urbaine .....	455	133	88	63	47	47	27	15	18	10	5	2
20	Maskinongé .....	3,834	1,027	684	528	466	360	238	188	111	93	70	69
21	Rural - Rurale .....	2,999	787	519	399	374	286	193	150	92	80	61	58
22	Farm - Agricole .....	1,356	347	209	169	146	134	109	73	47	47	35	40
23	Non-farm - Non agricole .....	1,643	440	310	230	228	152	84	77	45	33	26	18
24	Urban - Urbaine .....	835	240	165	129	92	74	45	38	19	13	9	11
25	Matane .....	11,077	1,900	1,714	1,558	1,343	1,118	984	719	554	405	305	477
26	Rural - Rurale .....	7,642	1,232	1,070	1,001	865	772	731	535	426	328	264	418
27	Farm - Agricole .....	4,732	558	584	531	506	489	496	405	313	252	226	372
28	Non-farm - Non agricole .....	2,910	674	486	470	359	283	235	130	113	76	38	46
29	Urban - Urbaine .....	3,435	668	644	557	478	346	253	184	128	77	41	59
30	Matane .....	5,422	977	899	798	686	544	466	323	250	169	122	188
31	Rural - Rurale .....	3,636	626	533	512	420	386	319	242	185	142	107	164
32	Farm - Agricole .....	1,882	215	235	223	207	202	183	166	122	99	85	145
33	Non-farm - Non agricole .....	1,754	411	298	289	213	184	136	76	63	43	22	19
34	Urban - Urbaine .....	1,786	351	366	286	266	158	147	81	65	27	15	24
35	Matapédia .....	5,655	923	815	760	657	574	518	396	304	236	183	289
36	Rural - Rurale .....	4,006	606	537	489	445	386	412	293	241	186	157	254
37	Farm - Agricole .....	2,850	343	349	308	299	287	313	239	191	153	141	227
38	Non-farm - Non agricole .....	1,156	263	188	181	146	99	99	54	50	33	16	27
39	Urban - Urbaine .....	1,649	317	278	271	212	188	106	103	63	50	26	35
40	Mégantic .....	8,800	2,061	1,627	1,394	1,154	847	582	390	266	188	112	179
41	Rural - Rurale .....	3,679	803	538	525	457	385	277	221	151	113	75	134
42	Farm - Agricole .....	2,316	405	292	311	302	263	186	165	119	90	66	117
43	Non-farm - Non agricole .....	1,363	398	246	214	155	122	91	56	32	23	9	17
44	Urban - Urbaine .....	5,121	1,258	1,089	869	697	462	305	169	115	75	37	45
45	Missisquoi .....	5,494	1,722	1,118	973	584	425	269	153	117	48	32	53
46	Rural - Rurale .....	2,802	847	498	463	308	220	176	91	89	37	28	43
47	Farm - Agricole .....	1,526	424	265	226	174	129	111	57	62	27	20	31
48	Non-farm - Non agricole .....	1,276	423	233	237	134	91	67	34	27	10	8	12
49	Urban - Urbaine .....	2,692	875	620	510	276	205	91	62	28	11	4	10
50	Montcalm .....	3,504	1,005	585	515	388	320	237	157	110	73	54	60
51	Rural - Rurale .....	2,751	753	465	402	295	255	191	134	97	63	46	50
52	Farm - Agricole .....	1,329	309	203	184	140	145	102	90	53	41	28	34
53	Non-farm - Non agricole .....	1,422	444	262	218	155	110	89	44	44	22	18	16
54	Urban - Urbaine .....	753	252	120	113	93	65	46	23	13	10	8	10
55	Montmagny .....	4,547	1,149	730	675	539	425	296	230	160	124	91	128
56	Rural - Rurale .....	3,382	823	501	487	398	320	230	187	126	110	81	119
57	Farm - Agricole .....	1,723	344	220	208	197	184	128	115	92	78	66	91
58	Non-farm - Non agricole .....	1,659	479	281	279	201	136	102	72	34	32	15	28
59	Urban - Urbaine .....	1,165	326	229	188	141	105	66	43	34	14	10	9
60	Montmorency .....	3,986	964	691	578	467	364	289	186	155	101	74	117
61	Rural - Rurale .....	2,681	632	420	359	315	253	199	139	114	88	64	98
62	Farm - Agricole .....	1,076	246	142	114	107	100	86	61	58	54	40	68
63	Non-farm - Non agricole .....	1,605	386	278	245	208	153	113	78	56	34	24	30
64	Urban - Urbaine .....	1,305	332	271	219	152	111	90	47	41	13	10	19

TABLEAU 131. Familles selon le nombre et l'âge des enfants de 24 ans et moins à la maison et enfants dans les familles, par groupe d'âge et selon l'activité, comtés et divisions de recensement, régions rurales agricoles, rurales non agricoles, et urbains, 1951 - suite

Familles with children by age of children — Familles avec enfants selon l'âge des enfants				Children by age and activity — Enfants selon l'âge et l'activité									No	
				Total	14-17 years — 14-17 ans			18-24 years — 18-24 ans			Total	18-24 years — 18-24 ans		
					Under 6 years — De moins de 6 ans	6-13 years — De 6-13 ans	Total	At school — À l'école	In labour force — Figurant à la main- d'oeuvre	Total		At school — À l'école		In labour force — Figurant à la main- d'oeuvre
All under 14 — Tous enfants de moins de 14 ans	Under and over 14 — De moins et de plus de 14 ans	All over 14 — Tous enfants de plus de 14 ans	Total	Under 6 years — De moins de 6 ans	6-13 years — De 6-13 ans	Total	At school — À l'école	In labour force — Figurant à la main- d'oeuvre	Total	At school — À l'école	In labour force — Figurant à la main- d'oeuvre			
3,506	2,123	777	606	11,316	3,925	4,035	1,602	809	496	1,754	126	1,242	1	
2,231	1,331	509	391	7,222	2,480	2,577	1,041	521	299	1,124	75	758	2	
1,036	515	296	225	3,744	1,062	1,306	632	305	187	744	49	473	3	
1,195	816	213	166	3,478	1,418	1,271	409	216	112	380	26	285	4	
1,275	792	268	215	4,094	1,445	1,458	561	288	197	630	51	484	5	
6,207	3,601	1,372	1,234	20,487	6,666	7,115	2,693	1,589	576	4,013	493	2,676	6	
1,386	723	408	255	5,689	1,796	2,093	830	334	261	970	57	616	7	
757	333	277	147	3,513	1,007	1,269	577	193	211	660	31	410	8	
629	390	131	108	2,176	789	824	253	141	50	310	26	206	9	
4,821	2,878	964	979	14,798	4,870	5,022	1,863	1,255	315	3,043	436	2,060	10	
3,217	1,764	910	543	12,359	4,090	4,450	1,762	793	491	2,057	108	1,332	11	
3,217	1,764	910	543	12,359	4,090	4,450	1,762	793	491	2,057	108	1,332	12	
1,711	836	591	284	7,499	2,277	2,719	1,153	435	382	1,350	54	864	13	
1,506	928	319	259	4,860	1,813	1,731	609	358	109	707	54	448	14	
3,834	2,098	1,126	610	15,416	5,235	5,912	2,222	988	666	2,047	153	1,343	15	
3,512	1,912	1,054	546	14,376	4,833	5,552	2,079	875	650	1,912	128	1,270	16	
2,353	1,217	777	359	10,481	3,495	4,039	1,543	531	554	1,404	59	952	17	
1,159	695	277	187	3,895	1,338	1,513	536	344	96	508	69	318	18	
322	186	72	64	1,040	402	360	143	113	16	135	25	73	19	
2,807	1,503	779	525	9,806	3,145	3,550	1,472	714	459	1,639	102	1,203	20	
2,212	1,189	618	405	7,925	2,610	2,887	1,168	574	344	1,260	83	888	21	
1,009	472	326	211	3,970	1,150	1,459	643	285	214	718	32	508	22	
1,203	717	292	194	3,955	1,460	1,428	525	289	130	542	51	360	23	
595	314	161	120	1,881	535	663	304	140	115	379	19	315	24	
9,177	5,143	2,730	1,304	37,723	13,652	13,826	4,897	2,361	1,255	5,348	299	3,627	25	
6,410	3,529	2,034	847	28,252	10,171	10,560	3,700	1,581	1,102	3,821	160	2,612	26	
4,174	2,110	1,532	532	20,416	6,976	7,779	2,777	1,038	926	2,864	84	2,066	27	
2,236	1,419	502	315	7,836	3,195	2,781	923	543	176	937	76	606	28	
2,767	1,614	696	457	9,471	3,481	3,266	1,197	780	153	1,527	139	1,015	29	
4,445	2,513	1,291	641	17,256	6,275	6,278	2,205	1,114	531	2,498	149	1,703	30	
3,010	1,679	923	408	12,603	4,586	4,684	1,613	756	455	1,720	81	1,191	31	
1,667	817	630	220	8,033	2,722	3,044	1,096	454	357	1,171	40	829	32	
1,343	862	293	188	4,570	1,864	1,640	517	302	98	549	41	362	33	
1,435	834	368	233	4,653	1,689	1,594	592	358	76	778	68	512	34	
4,732	2,630	1,439	663	20,467	7,377	7,548	2,692	1,247	724	2,850	150	1,924	35	
3,400	1,850	1,111	439	15,649	5,585	5,876	2,087	825	647	2,101	79	1,421	36	
2,507	1,293	902	312	12,383	4,254	4,735	1,681	584	569	1,713	44	1,177	37	
893	557	209	127	3,266	1,331	1,141	406	241	78	388	35	244	38	
1,332	780	328	224	4,818	1,792	1,672	605	422	77	749	71	503	39	
6,739	4,002	1,620	1,117	22,841	8,084	8,268	3,116	1,523	983	3,373	303	2,498	40	
2,876	1,584	841	451	11,322	3,985	4,146	1,630	610	661	1,561	137	1,149	41	
1,911	978	634	299	8,232	2,752	3,028	1,249	402	570	1,203	108	890	42	
965	606	207	152	3,090	1,233	1,118	381	208	91	358	29	259	43	
3,863	2,418	779	666	11,519	4,099	4,122	1,486	913	322	1,812	166	1,349	44	
3,772	2,263	833	676	10,869	3,857	4,040	1,526	782	427	1,446	106	1,121	45	
1,955	1,102	509	344	6,313	2,153	2,433	928	454	256	799	50	586	46	
1,102	588	304	210	3,831	1,223	1,495	567	251	167	546	33	393	47	
853	514	205	134	2,482	930	938	361	203	89	253	17	193	48	
1,817	1,161	324	332	4,556	1,704	1,607	598	328	171	647	56	535	49	
2,499	1,418	671	410	8,672	2,927	3,303	1,183	628	330	1,259	107	883	50	
1,998	1,118	542	338	7,067	2,367	2,674	972	487	289	1,058	84	734	51	
1,020	502	322	196	3,937	1,179	1,450	585	292	179	723	54	502	52	
978	616	220	142	3,130	1,184	1,224	387	195	110	335	30	232	53	
501	300	129	72	1,605	564	629	211	141	41	201	23	149	54	
3,398	1,839	895	664	12,612	4,121	4,510	1,779	680	586	2,202	136	1,492	55	
2,559	1,362	705	492	10,035	3,247	3,664	1,421	505	511	1,703	91	1,151	56	
1,379	645	468	266	6,167	1,835	2,238	972	303	394	1,122	34	775	57	
1,180	717	237	226	3,868	1,412	1,426	449	202	117	581	57	376	58	
839	477	190	172	2,577	874	846	358	175	75	499	45	341	59	
3,022	1,669	761	592	11,134	3,568	3,813	1,535	714	395	2,218	178	1,447	60	
2,049	1,105	554	390	8,100	2,590	2,818	1,117	447	322	1,575	115	1,003	61	
830	359	283	188	3,847	1,008	1,370	620	213	202	849	58	531	62	
1,219	746	271	202	4,253	1,582	1,448	497	234	120	726	57	472	63	
973	564	207	202	3,034	978	995	418	267	73	643	63	444	64	

**TABLE 131. Families by number and age of children 24 years of age and under at home, and children in families by age group and activity, for counties and census divisions, rural farm, rural non farm, and urban, 1951 - Continued**

No.	Locality - Localité	Total	Families by number of children - Familles selon le nombre d'enfants												
			0	1	2	3	4	5	6	7	8	9	10+		
	Québec - Con. - suite														
	Montmorency - Con. - fin														
1	Montmorency No. 1 .....	3,265	779	591	494	391	298	246	147	121	69	51	78		
2	Rural - Rurale .....	1,960	447	320	275	239	187	156	100	80	56	41	59		
3	Farm - Agricole .....	663	150	103	69	67	57	40	35	28	22	35			
4	Non-farm - Non agricole .....	1,297	297	217	206	172	130	99	60	45	28	19	24		
5	Urban - Urbaine .....	1,305	332	271	219	152	111	90	47	41	13	10	19		
6	Montmorency No. 2 .....	721	185	100	84	76	66	43	39	34	32	23	39		
7	Rural - Rurale .....	721	185	100	84	76	66	43	39	34	32	23	39		
8	Farm - Agricole .....	413	96	39	45	40	43	29	21	23	26	18	33		
9	Non-farm - Non agricole .....	308	89	61	39	36	23	14	18	11	6	5	6		
10	Montréal & Jésus Islands - Îles	325,550	112,504	81,961	63,300	33,584	16,349	8,425	4,253	2,359	1,302	747	766		
11	Rural - Rurale .....	2,705	702	552	440	356	236	152	97	74	41	24	31		
12	Farm - Agricole .....	854	174	136	124	121	91	64	45	40	27	12	20		
13	Non-farm - Non agricole .....	1,851	528	416	316	235	145	88	52	34	14	12	11		
14	Urban - Urbaine .....	322,845	111,802	81,409	62,860	33,228	16,113	8,273	4,156	2,285	1,261	723	735		
15	Jésus Island - Île .....	7,828	2,057	1,678	1,474	1,044	632	392	208	156	85	49	53		
16	Rural - Rurale .....	2,705	702	552	440	356	236	152	97	74	41	24	31		
17	Farm - Agricole .....	854	174	136	124	121	91	64	45	40	27	12	20		
18	Non-farm - Non agricole .....	1,851	528	416	316	235	145	88	52	34	14	12	11		
19	Urban - Urbaine .....	5,123	1,355	1,126	1,034	688	396	240	111	82	44	25	22		
20	Montréal Island - Île .....	317,722	110,447	80,283	61,826	32,540	15,717	8,033	4,045	2,203	1,217	698	713		
21	Urban - Urbaine .....	317,722	110,447	80,283	61,826	32,540	15,717	8,033	4,045	2,203	1,217	698	713		
22	Napierville .....	1,852	535	300	262	243	144	127	75	65	45	24	32		
23	Rural - Rurale .....	1,159	312	168	158	151	102	85	52	50	36	22	23		
24	Farm - Agricole .....	957	227	140	126	129	86	79	46	48	34	19	23		
25	Non-farm - Non agricole .....	202	85	28	32	22	16	6	6	2	2	3	-		
26	Urban - Urbaine .....	693	223	132	104	92	42	42	23	15	9	2	9		
27	Nicolet .....	5,559	1,541	862	764	623	491	386	289	197	149	108	149		
28	Rural - Rurale .....	5,007	1,396	753	676	550	442	356	270	181	142	99	142		
29	Farm - Agricole .....	3,176	730	450	419	370	301	261	196	140	112	81	116		
30	Non-farm - Non agricole .....	1,831	666	303	257	180	141	95	74	41	30	18	26		
31	Urban - Urbaine .....	552	145	109	88	73	49	30	19	16	7	9	7		
32	Papineau .....	6,288	1,687	1,217	1,078	815	568	371	227	137	74	51	63		
33	Rural - Rurale .....	3,585	949	638	558	464	340	240	153	100	60	37	46		
34	Farm - Agricole .....	2,070	487	341	308	272	214	170	105	67	47	27	32		
35	Non-farm - Non agricole .....	1,515	462	297	250	192	126	70	48	33	13	10	14		
36	Urban - Urbaine .....	2,703	738	579	520	351	228	131	74	37	14	14	17		
37	Pontiac .....	4,369	1,195	842	753	540	348	260	184	110	54	39	44		
38	Rural - Rurale .....	3,800	1,020	732	653	465	314	233	160	102	48	33	40		
39	Farm - Agricole .....	1,848	508	327	314	241	145	105	90	48	30	15	25		
40	Non-farm - Non agricole .....	1,952	512	405	339	224	169	128	70	54	18	18	15		
41	Urban - Urbaine .....	569	175	110	100	75	34	27	24	8	6	6	4		
42	Portneuf .....	8,498	2,217	1,532	1,299	992	766	528	403	242	196	126	197		
43	Rural - Rurale .....	5,293	1,363	899	741	610	503	358	269	170	133	93	154		
44	Farm - Agricole .....	2,575	617	390	317	258	256	206	144	99	101	67	120		
45	Non-farm - Non agricole .....	2,718	746	509	424	352	247	152	125	71	32	26	34		
46	Urban - Urbaine .....	3,205	854	633	558	382	263	170	134	72	63	33	43		
47	Québec .....	49,621	13,441	10,432	8,691	6,178	4,043	2,596	1,614	1,086	611	400	529		
48	Rural - Rurale .....	2,054	474	400	318	253	183	135	113	80	38	23	37		
49	Farm - Agricole .....	455	127	80	65	49	31	32	22	15	8	8	12		
50	Non-farm - Non agricole .....	1,599	347	320	253	204	152	103	91	65	24	15	25		
51	Urban - Urbaine .....	47,567	12,967	10,032	8,373	5,925	3,860	2,461	1,501	1,006	573	377	492		
52	Richelieu .....	6,645	1,781	1,387	1,228	862	532	349	236	119	71	31	49		
53	Rural - Rurale .....	2,194	653	379	334	282	168	130	117	52	37	13	29		
54	Farm - Agricole .....	1,004	277	167	154	123	83	66	55	30	22	9	18		
55	Non-farm - Non agricole .....	1,190	376	212	180	159	85	64	62	22	15	4	11		
56	Urban - Urbaine .....	4,451	1,128	1,008	894	580	364	219	119	67	34	18	20		
57	Richmond .....	7,102	1,769	1,338	1,252	909	654	453	276	166	111	86	88		
58	Rural - Rurale .....	2,592	619	393	395	312	261	212	131	90	62	57	60		
59	Farm - Agricole .....	1,675	360	232	255	203	175	151	90	66	50	41	52		
60	Non-farm - Non agricole .....	917	259	161	140	109	86	61	41	24	12	16	8		
61	Urban - Urbaine .....	4,510	1,150	945	857	597	393	241	145	76	49	29	28		

TABLEAU 131. Familles selon le nombre et l'âge des enfants de 24 ans et moins à la maison et enfants dans les familles, par groupe d'âge et selon l'activité, comtés et divisions de recensement, régions rurales agricoles, rurales non agricoles, et urbains, 1951 - suite

Familles with children by age of children — Familles avec enfants selon l'âge des enfants				Children by age and activity — Enfants selon l'âge et l'activité									No.
Total	All under 14 — Tous enfants de moins de 14 ans	Under and over 14 — De moins et de plus de 14 ans	All over 14 — Tous enfants de plus de 14 ans	Total	Under 6 years — De moins de 6 ans	6-13 years — De 6-13 ans	14-17 years — 14-17 ans			18-24 years — 18-24 ans			
							Total	At school — À l'école	In labour force — Figurant à la main- d'oeuvre	Total	At school — À l'école	In labour force — Figurant à la main- d'oeuvre	
2,486	1,419	588	479	8,790	2,925	2,992	1,156	516	295	1,717	115	1,165	1
1,513	855	381	277	5,756	1,947	1,997	738	249	222	1,074	52	721	2
513	227	167	119	2,254	599	814	352	90	118	489	14	333	3
1,000	628	214	158	3,502	1,348	1,183	386	159	104	585	38	388	4
973	564	207	202	3,034	978	995	418	267	73	643	63	444	5
536	250	173	113	2,344	643	821	379	198	100	501	63	282	6
536	250	173	113	2,344	643	821	379	198	100	501	63	282	7
317	132	116	69	1,593	409	556	268	123	84	360	44	198	8
219	118	57	44	751	234	265	111	75	16	141	19	84	9
213,046	127,138	35,073	50,835	484,332	165,581	159,539	67,120	38,500	20,466	92,092	10,528	72,807	10
2,003	1,249	413	341	6,183	2,286	2,086	843	379	325	968	82	700	11
680	352	185	143	2,525	759	826	429	172	183	511	47	344	12
1,323	897	228	198	3,658	1,527	1,260	414	207	142	457	35	356	13
211,043	125,889	34,660	50,494	478,149	163,295	157,453	66,277	38,121	20,141	91,124	10,446	72,107	14
5,771	3,796	1,028	947	16,282	6,546	5,474	2,016	985	653	2,246	196	1,680	15
2,003	1,249	413	341	6,183	2,286	2,086	843	379	325	968	82	700	16
680	352	185	143	2,525	759	826	429	172	183	511	47	344	17
1,323	897	228	198	3,658	1,527	1,260	414	207	142	457	35	356	18
3,768	2,547	615	606	10,099	4,260	3,388	1,173	606	328	1,278	114	980	19
207,275	123,342	34,045	49,888	468,050	159,035	154,065	65,104	37,515	19,813	89,846	10,332	71,127	20
207,275	123,342	34,045	49,888	468,050	159,035	154,065	65,104	37,515	19,813	89,846	10,332	71,127	21
1,317	718	350	249	4,594	1,488	1,704	707	282	310	695	53	526	22
847	435	254	158	3,169	1,013	1,165	500	173	245	491	31	383	23
730	353	233	144	2,824	853	1,045	468	156	236	458	28	359	24
117	82	21	14	345	160	120	32	17	9	33	3	24	25
470	283	96	91	1,425	475	539	207	109	65	204	22	143	26
4,018	2,092	1,148	778	15,055	4,704	5,650	2,265	1,229	662	2,436	201	1,663	27
3,611	1,853	1,064	694	13,765	4,282	5,180	2,087	1,100	630	2,216	166	1,510	28
2,446	1,182	796	468	9,958	3,002	3,761	1,552	764	525	1,643	88	1,146	29
1,165	671	268	226	3,807	1,280	1,419	535	336	105	573	78	364	30
407	239	84	84	1,290	422	470	178	129	32	220	35	153	31
4,601	2,682	1,129	790	14,002	4,919	5,253	1,987	951	596	1,843	122	1,395	32
2,636	1,439	749	448	8,638	2,884	3,307	1,296	539	419	1,151	47	866	33
1,583	793	501	289	5,551	1,723	2,141	889	327	306	798	24	603	34
1,053	646	248	159	3,087	1,161	1,166	407	212	113	353	23	263	35
1,965	1,243	380	342	5,364	2,035	1,946	691	412	177	692	75	529	36
3,174	1,762	864	548	9,797	3,450	3,706	1,420	789	383	1,221	92	892	37
2,780	1,531	767	482	8,645	3,017	3,275	1,252	674	349	1,101	73	804	38
1,340	641	424	275	4,307	1,316	1,618	699	363	210	674	41	499	39
1,440	890	343	207	4,338	1,701	1,657	553	311	139	427	32	305	40
394	231	97	66	1,152	433	431	168	115	34	120	19	88	41
6,281	3,562	1,529	1,190	21,838	7,152	7,525	3,116	1,597	764	4,045	326	2,648	42
3,930	2,149	1,039	742	14,444	4,688	4,997	2,126	1,003	578	2,633	219	1,699	43
1,958	928	618	412	8,166	2,394	2,849	1,313	529	420	1,610	111	1,053	44
1,972	1,221	421	330	6,278	2,294	2,148	813	474	158	1,023	108	646	45
2,351	1,413	490	448	7,394	2,464	2,528	990	594	186	1,412	107	949	46
36,180	20,932	7,413	7,835	107,056	34,900	35,911	14,499	8,656	3,050	21,746	2,757	15,325	47
1,580	985	342	253	5,367	1,978	2,008	687	300	212	694	27	504	48
328	142	97	89	1,194	311	438	216	97	78	229	5	163	49
1,252	843	245	164	4,173	1,667	1,570	471	203	134	465	22	341	50
34,600	19,947	7,071	7,582	101,689	32,922	33,903	13,812	8,356	2,838	21,052	2,730	14,821	51
4,864	2,973	935	956	13,921	5,058	4,871	1,751	884	567	2,241	133	1,754	52
1,541	887	356	298	5,006	1,755	1,814	672	330	211	765	52	564	53
727	364	201	162	2,495	785	861	387	159	137	462	22	340	54
814	523	155	136	2,511	970	953	285	171	74	303	30	224	55
3,323	2,086	579	658	8,915	3,303	3,057	1,079	554	356	1,476	81	1,190	56
5,333	3,365	1,192	776	16,878	6,426	6,236	2,124	1,258	490	2,092	172	1,591	57
1,973	1,148	570	255	7,297	2,661	2,799	1,004	496	283	833	38	622	58
1,315	687	434	194	5,141	1,746	1,988	762	360	232	645	29	482	59
658	461	136	61	2,156	915	811	242	136	51	188	9	140	60
3,360	2,217	622	521	9,581	3,765	3,437	1,120	762	207	1,259	134	969	61

TABLE 131. Families by number and age of children 24 years of age and under at home, and children in families by age group and activity, for counties and census divisions, rural farm, rural non-farm, and urban, 1951 - Continued

No.	Locality Localité	Total	Families by number of children Familles selon le nombre d'enfants										
			0	1	2	3	4	5	6	7	8	9	10+
			Québec - Con. - suite										
1	Rimouski.....	9,136	1,718	1,449	1,349	1,148	883	736	536	429	310	218	360
2	Rural - Rurale .....	5,679	966	749	754	656	558	501	406	336	256	181	316
3	Farm - Agricole .....	3,061	424	292	356	325	317	290	263	233	186	136	239
4	Non-farm - Non agricole .....	2,618	542	457	398	331	241	211	143	103	70	45	77
5	Urban - Urbaine .....	3,457	752	700	595	492	325	235	130	93	54	37	44
6	Rouville .....	4,137	1,284	760	715	464	340	198	150	93	44	44	45
7	Rural - Rurale .....	2,287	642	382	381	264	209	135	98	70	33	38	35
8	Farm - Agricole .....	1,501	335	242	259	195	150	99	73	54	30	34	30
9	Non-farm - Non agricole .....	786	307	140	122	69	59	36	25	16	3	4	5
10	Urban - Urbaine .....	1,850	642	378	334	200	131	63	52	23	11	6	10
11	Saguenay.....	7,425	1,264	1,330	1,289	1,024	760	545	459	283	218	104	149
12	Rural - Rurale .....	5,833	904	1,014	1,003	798	615	429	400	251	192	91	136
13	Farm - Agricole .....	621	76	77	83	71	75	42	50	40	43	18	46
14	Non-farm - Non agricole .....	5,212	828	937	920	727	540	387	350	211	149	73	90
15	Urban - Urbaine .....	1,592	360	316	286	226	145	116	59	32	26	13	13
16	Shefford .....	9,269	2,521	1,884	1,592	1,137	757	516	346	181	145	85	105
17	Rural - Rurale .....	3,415	871	544	516	435	319	249	187	97	81	53	63
18	Farm - Agricole .....	1,989	386	303	297	254	217	179	131	70	59	42	51
19	Non-farm - Non agricole .....	1,426	485	241	219	181	102	70	56	27	22	11	12
20	Urban - Urbaine .....	5,854	1,650	1,340	1,076	702	438	267	159	84	64	32	42
21	Sherbrooke .....	13,516	3,855	3,027	2,606	1,642	969	587	334	213	130	79	74
22	Rural - Rurale .....	1,742	430	323	294	206	165	112	66	57	38	22	29
23	Farm - Agricole .....	899	212	159	139	114	90	56	38	32	24	13	22
24	Non-farm - Non agricole .....	843	218	164	155	92	75	56	28	25	14	9	7
25	Urban - Urbaine .....	11,774	3,425	2,704	2,312	1,436	804	475	268	156	92	57	45
26	Soulanges .....	1,989	596	365	331	237	167	123	79	43	15	13	20
27	Rural - Rurale .....	1,989	596	365	331	237	167	123	79	43	15	13	20
28	Farm - Agricole .....	722	183	113	108	90	74	54	42	27	13	6	12
29	Non-farm - Non agricole .....	1,267	413	252	223	147	93	69	37	16	2	7	8
30	Stanstead .....	7,431	2,043	1,542	1,310	880	614	386	238	153	117	70	78
31	Rural - Rurale .....	2,663	749	505	420	318	223	149	97	56	63	39	44
32	Farm - Agricole .....	1,392	313	243	217	178	133	94	60	41	47	30	36
33	Non-farm - Non agricole .....	1,271	436	262	203	140	90	55	37	15	16	9	8
34	Urban - Urbaine .....	4,768	1,294	1,037	890	562	391	237	141	97	54	31	34
35	St-Hyacinthe.....	8,001	2,501	1,649	1,382	945	586	385	203	132	89	60	69
36	Rural - Rurale .....	2,753	800	476	451	329	261	170	86	60	44	34	42
37	Farm - Agricole .....	1,454	317	214	248	186	162	119	64	44	35	30	35
38	Non-farm - Non agricole .....	1,299	483	262	203	143	99	51	22	16	9	4	7
39	Urban - Urbaine .....	5,248	1,701	1,173	931	616	325	215	117	72	45	26	27
40	St-Jean .....	6,121	1,784	1,399	1,099	747	460	260	165	97	48	32	30
41	Rural - Rurale .....	1,775	475	326	316	221	162	103	69	49	22	17	15
42	Farm - Agricole .....	957	268	153	144	119	97	64	42	34	14	9	13
43	Non-farm - Non agricole .....	818	207	173	172	102	65	39	27	15	8	8	2
44	Urban - Urbaine .....	4,346	1,309	1,073	783	526	298	157	96	48	26	15	15
45	St-Maurice.....	19,159	4,691	3,943	3,306	2,405	1,764	1,106	794	449	315	166	220
46	Rural - Rurale .....	3,590	837	589	526	462	390	261	199	113	97	55	61
47	Farm - Agricole .....	1,452	319	191	199	182	177	119	81	61	57	28	38
48	Non-farm - Non agricole .....	2,138	518	398	327	280	213	142	118	52	40	27	23
49	Urban - Urbaine .....	15,569	3,854	3,354	2,780	1,943	1,374	845	595	336	216	111	159
50	Témiscamingue .....	10,525	1,974	2,129	1,920	1,432	1,003	676	440	352	232	155	212
51	Rural - Rurale .....	4,364	712	700	636	530	476	359	261	242	166	110	172
52	Farm - Agricole .....	2,539	345	334	331	301	294	220	188	179	122	82	143
53	Non-farm - Non agricole .....	1,825	367	366	305	229	182	139	73	63	44	28	29
54	Urban - Urbaine .....	6,161	1,262	1,429	1,284	902	527	317	179	110	66	45	40
55	Témiscouata.....	11,633	2,408	1,847	1,650	1,401	1,154	949	681	477	349	262	455
56	Rural - Rurale .....	7,994	1,438	1,130	1,044	959	843	710	537	398	297	227	411
57	Farm - Agricole .....	4,614	645	525	529	537	508	479	366	293	225	173	334
58	Non-farm - Non agricole .....	3,380	793	605	515	422	335	231	171	105	72	54	77
59	Urban - Urbaine .....	3,639	970	717	606	442	311	239	144	79	52	35	44
60	Rivière-du-Loup.....	6,785	1,605	1,129	957	790	641	526	356	236	173	140	232
61	Rural - Rurale .....	4,225	885	626	546	471	431	365	261	185	138	115	202
62	Farm - Agricole .....	2,360	388	291	265	259	245	245	173	138	109	84	163
63	Non-farm - Non agricole .....	1,865	497	335	281	212	186	120	88	47	29	31	39
64	Urban - Urbaine .....	2,560	720	503	411	319	210	161	95	51	35	25	30



TABLEAU 131. Familles selon le nombre et l'âge des enfants de 24 ans et moins à la maison et enfants dans les familles, par groupe d'âge et selon l'activité, comtés et divisions de recensement, régions rurales agricoles, rurales non agricoles, et urbains, 1951 - suite

Familles with children by age of children — Familles avec enfants selon l'âge des enfants				Children by age and activity — Enfants selon l'âge et l'activité									No.
				Total	Under 6 years — De moins de 6 ans	6-13 years — De 6-13 ans	14-17 years — 14-17 ans			18-24 years — 18-24 ans			
							Total	At school — À l'école	In labour force — Figurant à la main- d'oeuvre	Total	At school — À l'école	In labour force — Figurant à la main- d'oeuvre	
All under 14 — Tous enfants de moins de 14 ans	Under and over 14 — De moins et de plus de 14 ans	All over 14 — Tous enfants de plus de 14 ans											
7,418	4,363	1,998	1,057	29,505	10,701	10,896	3,712	1,800	1,000	4,196	348	2,677	1
4,713	2,648	1,433	632	20,972	7,535	7,850	2,701	1,103	835	2,886	146	1,871	2
2,637	1,331	950	356	13,308	4,448	5,036	1,818	629	634	2,006	83	1,288	3
2,076	1,317	483	276	7,664	3,087	2,814	883	474	201	880	63	583	4
2,705	1,715	565	425	8,533	3,166	3,046	1,011	697	165	1,310	202	806	5
2,853	1,735	618	500	8,715	3,192	3,094	1,166	504	400	1,263	84	948	6
1,645	973	398	274	5,507	1,989	2,011	744	300	269	763	40	537	7
1,166	625	326	215	4,124	1,374	1,479	627	244	237	644	34	441	8
479	348	72	59	1,383	615	532	117	56	32	119	6	96	9
1,208	762	220	226	3,208	1,203	1,083	422	204	131	500	44	411	10
6,161	3,549	1,816	796	21,792	8,232	7,820	2,914	1,161	784	2,826	157	1,839	11
4,929	2,754	1,516	659	18,014	6,810	6,411	2,450	886	669	2,343	102	1,493	12
545	227	232	86	2,554	749	933	434	128	157	438	11	298	13
4,384	2,527	1,284	573	15,460	6,061	5,478	2,016	758	512	1,905	91	1,195	14
1,232	795	300	137	3,778	1,422	1,409	464	275	115	483	55	346	15
6,748	4,042	1,539	1,167	20,493	7,356	7,442	2,795	1,264	992	2,900	166	2,347	16
2,544	1,434	694	416	9,019	3,155	3,442	1,260	432	476	1,162	51	861	17
1,603	839	497	267	6,107	2,029	2,318	910	278	364	850	32	628	18
941	595	197	149	2,912	1,126	1,124	350	154	112	312	19	233	19
4,204	2,608	845	751	11,474	4,201	4,000	1,535	832	516	1,738	115	1,486	20
9,661	6,106	1,810	1,745	26,038	9,497	9,287	3,320	2,014	908	3,934	426	3,145	21
1,312	792	318	202	4,367	1,584	1,692	598	277	192	493	25	393	22
687	344	208	135	2,425	756	936	388	174	131	345	17	270	23
625	448	110	67	1,942	828	756	210	103	61	148	8	123	24
8,349	5,314	1,492	1,543	21,671	7,913	7,595	2,722	1,737	716	3,441	401	2,752	25
1,393	750	350	293	4,253	1,352	1,507	661	357	151	733	75	493	26
1,393	750	350	293	4,253	1,352	1,507	661	357	151	733	75	493	27
539	227	182	130	1,893	481	682	348	148	107	382	24	264	28
854	523	168	163	2,360	871	825	313	209	44	351	51	229	29
5,388	3,262	1,179	947	16,141	5,855	5,930	2,163	1,182	622	2,193	182	1,758	30
1,914	1,108	476	330	6,264	2,192	2,419	881	426	273	1,927	49	584	31
1,079	552	328	199	3,916	1,252	1,491	618	267	209	555	21	419	32
835	556	148	131	2,348	940	928	263	159	64	217	28	165	33
3,474	2,154	703	617	9,877	3,663	3,511	1,282	756	349	1,421	133	1,174	34
5,500	3,309	1,127	1,064	15,663	5,568	5,426	2,118	1,009	792	2,551	253	1,952	35
1,953	1,148	455	350	6,321	2,237	2,256	858	348	341	970	81	674	36
1,137	596	329	212	4,147	1,323	1,495	635	219	281	694	55	469	37
816	552	126	138	2,174	914	761	223	129	60	276	26	205	38
3,547	2,161	672	714	9,342	3,331	3,170	1,260	661	451	1,581	172	1,278	39
4,337	2,696	838	803	11,653	4,327	4,037	1,492	901	428	1,797	187	1,447	40
1,300	826	287	187	4,033	1,571	1,471	492	258	154	499	29	390	41
689	377	189	123	2,328	754	880	335	169	105	359	20	276	42
611	449	98	64	1,705	817	591	157	89	49	140	9	114	43
3,037	1,870	551	616	7,620	2,756	2,566	1,000	643	274	1,298	158	1,057	44
14,468	8,370	3,394	2,704	44,745	14,624	15,818	6,311	3,821	1,610	7,992	1,045	5,706	45
2,753	1,585	716	452	9,840	3,347	3,560	1,358	716	350	1,575	136	1,068	46
1,133	528	367	238	4,488	1,298	1,571	715	356	192	904	64	605	47
1,620	1,057	349	214	5,352	2,049	1,989	643	360	158	671	72	463	48
11,715	6,785	2,678	2,252	34,905	11,277	12,258	4,953	3,105	1,260	6,417	909	4,638	49
8,551	5,404	2,044	1,103	28,347	10,511	10,874	3,722	2,016	999	3,240	337	2,380	50
3,652	2,067	1,110	475	14,741	5,173	5,713	2,121	907	698	1,734	105	1,237	51
2,194	1,122	776	296	9,861	3,293	3,831	1,503	560	556	1,234	53	884	52
1,458	945	334	179	4,880	1,880	1,882	618	347	142	500	52	353	53
4,899	3,337	934	628	13,606	5,338	5,161	1,601	1,109	301	1,506	232	1,143	54
9,225	5,204	2,564	1,457	36,357	12,917	13,090	5,019	2,375	1,327	5,331	405	3,500	55
6,556	3,596	2,012	948	28,017	9,816	10,224	3,945	1,602	1,184	4,032	213	2,691	56
3,969	1,935	1,442	592	18,961	6,139	6,929	2,894	989	1,007	2,999	115	2,045	57
2,587	1,661	570	356	9,056	3,677	3,295	1,051	613	177	1,033	98	646	58
2,669	1,608	552	509	8,340	3,101	2,866	1,074	773	143	1,299	192	809	59
5,180	2,877	1,364	939	19,627	6,843	6,834	2,812	1,406	713	3,138	270	2,003	60
3,340	1,755	1,017	568	13,922	4,726	4,874	2,083	878	619	2,239	141	1,458	61
1,972	905	715	352	9,258	2,868	3,236	1,498	524	523	1,656	78	1,094	62
1,368	850	302	216	4,664	1,858	1,638	585	354	96	583	63	364	63
1,840	1,122	347	371	5,705	2,117	1,960	729	528	94	899	129	545	64

**TABLE 131. Families by number and age of children 24 years of age and under at home, and children in families by age group and activity, for counties and census divisions, rural farm, rural non-farm, and urban, 1951 - Continued**

No.	Locality - Localité	Total	Families by number of children - Familles selon le nombre d'enfants										
			0	1	2	3	4	5	6	7	8	9	10+
<b>Québec - Con. - fin</b>													
<b>Témiscouata - Con. - fin</b>													
1	Témiscouata .....	4,848	803	718	693	611	513	423	325	241	176	122	223
2	Rural - Rurale .....	3,769	553	504	498	488	412	345	276	213	159	112	209
3	Farm - Agricole .....	2,254	257	234	264	278	263	234	193	155	116	89	171
4	Non-farm - Non agricole ..	1,515	296	270	234	210	149	111	83	58	43	23	38
5	Urban - Urbaine .....	1,079	250	214	195	123	101	78	49	28	17	10	14
6	Terrebonne .....	14,423	3,822	2,865	2,635	1,831	1,292	758	479	308	188	105	140
7	Rural - Rurale .....	6,342	1,663	1,186	1,056	790	587	370	252	178	112	66	82
8	Farm - Agricole .....	1,794	365	274	252	234	188	150	108	83	58	34	48
9	Non-farm - Non agricole .....	4,548	1,298	912	804	556	399	220	144	95	54	32	34
10	Urban - Urbaine .....	8,081	2,159	1,679	1,579	1,041	705	383	227	130	76	39	58
11	Vaudreuil .....	4,001	1,226	844	776	501	284	153	93	54	32	18	20
12	Rural - Rurale .....	2,755	844	565	505	342	206	117	74	44	24	16	18
13	Farm - Agricole .....	920	247	183	165	103	80	61	35	17	10	9	9
14	Non-farm - Non agricole .....	1,835	597	382	340	239	126	56	39	27	14	6	9
15	Urban - Urbaine .....	1,246	382	279	271	159	78	36	19	10	8	2	2
16	Verchères .....	3,687	1,041	726	622	408	292	180	140	98	70	47	63
17	Rural - Rurale .....	1,839	503	316	258	195	164	110	90	71	48	33	51
18	Farm - Agricole .....	1,156	278	189	163	117	107	79	66	57	37	23	40
19	Non-farm - Non agricole .....	683	225	127	95	78	57	31	24	14	11	10	11
20	Urban - Urbaine .....	1,848	538	410	364	213	128	70	50	27	22	14	12
21	Wolfe .....	3,424	828	514	485	394	340	249	199	126	105	79	105
22	Rural - Rurale .....	2,738	616	391	395	310	271	212	171	107	92	71	102
23	Farm - Agricole .....	1,749	266	227	240	203	189	164	140	92	71	65	92
24	Non-farm - Non agricole .....	989	350	164	155	107	82	48	31	15	21	6	10
25	Urban - Urbaine .....	686	212	123	90	84	69	37	28	19	13	8	3
26	Yamaska .....	3,226	917	530	481	328	304	221	148	109	70	56	62
27	Rural - Rurale .....	2,910	826	477	425	291	264	203	141	104	65	55	59
28	Farm - Agricole .....	1,718	406	261	238	176	179	143	101	77	50	39	48
29	Non-farm - Non agricole .....	1,192	420	216	187	115	85	60	40	27	15	16	11
30	Urban - Urbaine .....	316	91	53	56	37	40	18	7	5	5	1	3
31	<b>Ontario .....</b>	<b>1,162,772</b>	<b>420,061</b>	<b>292,389</b>	<b>237,003</b>	<b>114,420</b>	<b>51,492</b>	<b>23,138</b>	<b>11,589</b>	<b>6,159</b>	<b>3,183</b>	<b>1,701</b>	<b>1,637</b>
32	Rural - Rurale .....	314,112	102,548	68,531	62,175	36,882	20,248	10,657	5,846	3,279	1,857	1,039	1,050
33	Farm - Agricole .....	159,894	51,998	33,722	30,211	19,174	11,032	6,069	3,308	1,931	1,138	640	671
34	Non-farm - Non agricole .....	154,218	50,550	34,809	31,964	17,708	9,216	4,588	2,538	1,348	719	399	379
35	Urban - Urbaine .....	848,660	317,513	223,858	174,828	77,538	31,244	12,481	5,743	2,880	1,326	662	587
36	Algoma .....	14,832	4,381	3,611	3,049	1,738	990	475	305	124	74	46	39
37	Rural - Rurale .....	5,523	1,482	1,238	1,064	735	420	236	168	82	44	29	25
38	Farm - Agricole .....	1,422	417	296	252	174	132	66	40	24	11	5	5
39	Non-farm - Non agricole .....	4,101	1,065	942	812	561	288	170	128	58	33	24	20
40	Urban - Urbaine .....	9,309	2,899	2,373	1,985	1,003	570	239	137	42	30	17	14
41	Brant .....	18,922	6,769	4,830	3,954	1,932	803	317	160	71	48	22	16
42	Rural - Rurale .....	5,890	1,823	1,413	1,277	690	335	157	91	44	32	15	9
43	Farm - Agricole .....	2,895	880	674	568	364	196	97	56	27	23	10	6
44	Non-farm - Non agricole .....	2,995	943	739	709	326	149	60	35	17	9	5	3
45	Urban - Urbaine .....	13,032	4,946	3,417	2,677	1,242	464	160	69	27	16	7	7
46	Bruce .....	10,161	3,777	2,226	1,852	1,066	609	299	156	77	48	26	25
47	Rural - Rurale .....	6,860	2,450	1,428	1,243	771	478	221	121	65	41	20	22
48	Farm - Agricole .....	4,434	1,438	935	834	524	334	158	95	48	33	15	20
49	Non-farm - Non agricole .....	2,426	1,012	493	409	247	144	63	26	17	8	5	2
50	Urban - Urbaine .....	3,301	1,327	798	609	295	131	78	35	12	7	6	3
51	Carleton .....	58,256	20,342	14,345	11,897	6,115	2,821	1,301	669	358	188	100	120
52	Rural - Rurale .....	5,457	1,787	1,136	1,044	707	342	191	121	58	28	19	24
53	Farm - Agricole .....	3,061	979	607	563	416	210	126	76	39	19	13	13
54	Non-farm - Non agricole .....	2,396	808	529	481	291	132	65	45	19	9	6	11
55	Urban - Urbaine .....	52,799	18,555	13,209	10,853	5,408	2,479	1,110	548	300	160	81	96
56	Cochrane .....	18,143	4,522	4,115	3,853	2,407	1,323	729	466	310	181	108	129
57	Rural - Rurale .....	6,206	1,453	1,159	1,140	821	543	349	258	175	125	81	102
58	Farm - Agricole .....	2,087	487	301	284	254	177	165	119	96	74	53	77
59	Non-farm - Non agricole .....	4,119	966	858	856	567	366	184	139	79	51	28	25
60	Urban - Urbaine .....	11,937	3,069	2,956	2,713	1,586	780	380	208	135	56	27	27

**TABLEAU 131. Familles selon le nombre et l'âge des enfants de 24 ans et moins à la maison et enfants dans les familles, par groupe d'âge et selon l'activité, comtés et divisions de recensement, régions rurales agricoles, rurales non agricoles, et urbains, 1951 - suite**

Familles with children by age of children — Familles avec enfants selon l'âge des enfants				Children by age and activity — Enfants selon l'âge et l'activité									No
				Total	Under 6 years — De moins de 6 ans	6-13 years — De 6-13 ans	14-17 years — 14-17 ans			18-24 years — 18-24 ans			
							Total	At school — À l'école	In labour force — Figurant à la main-d'oeuvre	Total	At school — À l'école	In labour force — Figurant à la main-d'oeuvre	
All under 14 — Tous enfants de moins de 14 ans	Under and over 14 — De moins et de plus de 14 ans	All over 14 — Tous enfants de plus de 14 ans	Total	Under 6 years — De moins de 6 ans	6-13 years — De 6-13 ans	Total	At school — À l'école	In labour force — Figurant à la main-d'oeuvre	Total	At school — À l'école	In labour force — Figurant à la main-d'oeuvre		
4,045	2,327	1,200	518	16,730	6,074	6,256	2,207	969	614	2,193	135	1,497	1
3,216	1,841	995	380	14,095	5,090	5,350	1,862	724	565	1,793	72	1,233	2
1,997	1,030	727	240	9,703	3,271	3,693	1,396	465	484	1,343	37	951	3
1,219	811	268	140	4,392	1,819	1,657	466	259	81	450	35	282	4
829	486	205	138	2,635	984	906	345	245	49	400	63	264	5
10,601	6,654	2,269	1,678	31,602	11,487	11,452	4,131	2,074	1,314	4,532	258	3,628	6
4,679	2,886	1,096	697	15,016	5,396	5,639	2,014	955	639	1,967	98	1,490	7
1,429	693	476	260	5,511	1,608	2,073	882	361	311	948	39	700	8
3,250	2,193	620	437	9,505	3,788	3,566	1,132	594	328	1,019	59	790	9
5,922	3,768	1,173	981	16,586	6,091	5,813	2,117	1,119	675	2,565	160	2,138	10
2,775	1,723	538	514	7,381	2,668	2,624	950	516	277	1,139	120	813	11
1,911	1,154	400	357	5,302	1,875	1,901	716	358	228	810	77	573	12
673	341	181	151	2,048	592	736	322	142	110	398	34	268	13
1,238	813	219	206	3,254	1,283	1,165	394	216	118	412	43	305	14
864	569	138	157	2,079	793	723	234	158	49	329	43	240	15
2,646	1,595	595	456	8,462	2,927	3,119	1,137	562	351	1,279	111	935	16
1,336	727	374	235	4,895	1,593	1,830	710	289	242	762	54	542	17
878	435	278	165	3,421	1,054	1,245	523	194	188	599	36	437	18
458	292	96	70	1,474	539	585	187	95	54	163	18	105	19
1,310	868	221	221	3,567	1,334	1,289	427	273	109	517	57	393	20
2,596	1,451	758	387	10,042	3,541	3,853	1,360	479	505	1,288	53	912	21
2,122	1,176	647	299	8,518	2,993	3,284	1,156	387	443	1,085	42	761	22
1,483	786	499	198	6,539	2,202	2,586	914	254	392	837	22	594	23
639	390	148	101	1,979	791	698	242	133	51	248	20	167	24
474	275	111	88	1,524	548	569	204	92	62	203	11	151	25
2,309	1,187	655	467	8,181	2,564	2,985	1,237	667	352	1,395	134	920	26
2,084	1,054	606	424	7,494	2,340	2,721	1,145	604	331	1,288	110	852	27
1,312	610	429	273	5,112	1,517	1,840	809	368	287	946	68	635	28
772	444	177	151	2,382	823	881	336	236	44	342	42	217	29
225	133	49	43	687	224	264	92	63	21	107	24	68	30
<b>742, 711</b>	<b>455, 904</b>	<b>126, 457</b>	<b>160, 350</b>	<b>1, 602, 398</b>	<b>593, 180</b>	<b>564, 276</b>	<b>225, 315</b>	<b>157, 259</b>	<b>48, 638</b>	<b>219, 627</b>	<b>34, 752</b>	<b>169, 569</b>	<b>31</b>
211, 564	128, 199	45, 266	38, 099	531, 413	194, 184	201, 160	76, 666	50, 718	17, 533	59, 403	7, 261	44, 694	32
107, 896	58, 849	26, 443	22, 604	281, 632	91, 266	108, 281	45, 044	28, 600	11, 542	37, 041	4, 288	28, 344	33
103, 668	69, 350	18, 823	15, 495	249, 781	102, 918	92, 879	31, 622	22, 118	5, 991	22, 362	2, 973	16, 350	34
531, 147	327, 705	81, 191	122, 251	1, 070, 985	398, 996	363, 116	148, 649	106, 541	31, 105	160, 224	27, 491	124, 875	35
10, 451	6, 352	2, 129	1, 970	25, 380	9, 281	9, 263	3, 570	2, 536	707	3, 266	409	2, 505	36
4, 041	2, 502	957	582	10, 896	4, 140	4, 170	1, 538	1, 038	314	1, 050	102	747	37
1, 005	493	303	209	2, 775	793	1, 146	508	341	134	328	41	248	38
3, 036	2, 009	654	373	8, 121	3, 347	3, 024	1, 028	697	180	722	61	499	39
6, 410	3, 850	1, 172	1, 388	14, 484	5, 141	5, 093	2, 034	1, 498	393	2, 216	307	1, 758	40
12, 153	7, 700	1, 986	2, 467	25, 535	9, 864	8, 903	3, 572	2, 417	848	3, 196	421	2, 473	41
4, 067	2, 571	792	704	9, 514	3, 666	3, 519	1, 310	878	256	1, 019	131	674	42
2, 015	1, 139	472	404	5, 007	1, 745	1, 847	775	511	143	745	76	398	43
2, 052	1, 432	320	300	4, 507	1, 921	1, 672	535	367	113	379	55	276	44
8, 086	5, 129	1, 194	1, 763	16, 021	6, 198	5, 384	2, 262	1, 539	592	2, 177	290	1, 799	45
6, 384	3, 746	1, 280	1, 358	15, 425	5, 432	5, 895	2, 286	1, 523	550	1, 812	286	1, 337	46
4, 410	2, 567	957	886	11, 170	3, 910	4, 320	1, 677	1, 063	434	1, 263	177	933	47
2, 996	1, 674	688	634	7, 823	2, 656	3, 031	1, 224	742	356	912	107	712	48
1, 414	893	269	252	3, 347	1, 254	1, 289	453	321	78	351	70	221	49
1, 974	1, 179	323	472	4, 255	1, 522	1, 575	609	460	116	549	109	404	50
37, 914	23, 653	6, 221	8, 040	84, 487	32, 286	28, 455	11, 036	8, 222	1, 883	12, 710	2, 257	9, 754	51
3, 670	2, 256	778	636	9, 452	3, 540	3, 476	1, 315	992	223	1, 121	175	861	52
2, 082	1, 173	495	414	5, 588	1, 864	2, 101	852	622	162	771	115	600	53
1, 588	1, 083	283	222	3, 864	1, 676	1, 375	463	370	61	350	60	261	54
34, 244	21, 397	5, 443	7, 404	75, 035	28, 746	24, 979	9, 721	7, 230	1, 660	11, 589	2, 082	8, 893	55
13, 621	8, 282	3, 025	2, 314	36, 794	13, 265	14, 048	5, 299	3, 520	1, 059	4, 182	593	3, 124	56
4, 753	2, 841	1, 267	645	15, 451	5, 670	6, 022	2, 228	1, 200	570	1, 531	136	1, 138	57
1, 600	765	598	237	6, 464	1, 996	2, 610	1, 102	535	326	756	43	584	58
3, 153	2, 076	669	408	8, 987	3, 674	3, 412	1, 126	665	244	775	93	554	59
8, 868	5, 441	1, 758	1, 669	21, 343	7, 595	8, 026	3, 071	2, 320	489	2, 651	457	1, 986	60

**TABLE 131. Families by number and age of children 24 years of age and under at home, and children in families by age group and activity, for counties and census divisions, rural farm, rural non-farm, and urban, 1951 - Continued**

No.	Locality Localité	Total	Families by number of children Familles selon le nombre d'enfants										
			0	1	2	3	4	5	6	7	8	9	10+
			<b>Ontario - Con. - suite</b>										
1	Dufferin .....	3,704	1,399	858	679	423	170	92	36	24	12	6	5
2	Rural - Rurale .....	2,533	894	575	483	311	129	76	27	18	10	5	5
3	Farm - Agricole .....	2,013	643	465	396	266	118	67	26	15	9	3	5
4	Non-farm - Non agricole .....	520	251	110	87	45	11	9	1	3	1	2	-
5	Urban - Urbaine .....	1,171	505	283	196	112	41	16	9	6	2	1	-
6	Dundas .....	3,984	1,581	837	741	382	211	114	53	32	13	13	7
7	Rural - Rurale .....	2,635	1,029	526	469	263	164	89	43	26	10	9	7
8	Farm - Agricole .....	2,024	764	395	370	211	137	72	35	21	7	7	5
9	Non-farm - Non agricole .....	611	265	131	99	52	27	17	8	5	3	2	2
10	Urban - Urbaine .....	1,349	552	311	272	119	47	25	10	6	3	4	-
11	Durham .....	7,760	2,863	1,805	1,585	844	383	159	69	19	12	11	10
12	Rural - Rurale .....	4,573	1,720	957	909	529	264	108	49	14	9	7	7
13	Farm - Agricole .....	2,400	871	496	479	287	154	67	28	8	4	3	3
14	Non-farm - Non agricole .....	2,173	849	461	430	242	110	41	21	6	5	4	4
15	Urban - Urbaine .....	3,187	1,143	848	676	315	119	51	20	5	3	4	3
16	Elgin .....	13,880	5,336	3,423	2,700	1,325	583	255	123	76	24	20	15
17	Rural - Rurale .....	7,270	2,642	1,704	1,422	758	371	182	92	56	18	14	11
18	Farm - Agricole .....	4,164	1,461	957	810	459	232	109	63	39	12	12	10
19	Non-farm - Non agricole .....	3,106	1,181	747	612	299	139	73	29	17	6	2	1
20	Urban - Urbaine .....	6,610	2,694	1,719	1,278	567	212	73	31	20	6	6	4
21	Essex .....	55,674	19,210	13,729	11,654	5,843	2,694	1,265	616	325	161	83	94
22	Rural - Rurale .....	9,677	3,080	2,160	1,934	1,110	640	381	171	89	41	33	38
23	Farm - Agricole .....	6,427	2,070	1,385	1,240	768	434	263	114	66	29	27	31
24	Non-farm - Non agricole .....	3,250	1,010	775	694	342	206	118	57	23	12	6	7
25	Urban - Urbaine .....	45,997	16,130	11,569	9,720	4,733	2,054	884	445	236	120	50	56
26	Frontenac .....	15,468	5,319	3,917	3,201	1,579	762	366	157	81	43	21	22
27	Rural - Rurale .....	5,599	1,681	1,256	1,177	688	380	215	90	54	29	17	12
28	Farm - Agricole .....	2,481	862	534	413	268	186	112	47	29	15	9	6
29	Non-farm - Non agricole .....	3,118	819	722	764	420	194	103	43	25	14	8	6
30	Urban - Urbaine .....	9,869	3,638	2,661	2,024	891	382	151	67	27	14	4	10
31	Glengarry .....	3,797	1,285	676	591	461	325	184	107	64	49	26	29
32	Rural - Rurale .....	3,302	1,119	583	507	401	285	163	90	57	46	24	27
33	Farm - Agricole .....	1,942	599	342	305	238	187	104	60	39	32	18	18
34	Non-farm - Non agricole .....	1,360	520	241	202	163	98	59	30	18	14	6	9
35	Urban - Urbaine .....	495	166	93	84	60	40	21	17	7	3	2	2
36	Grenville .....	4,357	1,741	1,016	776	418	200	102	52	26	14	5	7
37	Rural - Rurale .....	2,584	1,039	567	441	257	137	68	41	15	12	3	4
38	Farm - Agricole .....	1,623	643	359	265	168	89	44	27	13	9	2	4
39	Non-farm - Non agricole .....	961	396	208	176	89	48	24	14	2	3	1	-
40	Urban - Urbaine .....	1,773	702	449	335	161	63	34	11	11	2	2	3
41	Grey .....	15,051	5,628	3,427	2,961	1,573	802	333	164	79	49	16	19
42	Rural - Rurale .....	8,199	2,934	1,765	1,610	940	503	219	110	59	32	11	16
43	Farm - Agricole .....	5,897	1,938	1,278	1,195	726	408	165	87	46	29	10	15
44	Non-farm - Non agricole .....	2,302	996	487	415	214	95	54	23	13	3	1	1
45	Urban - Urbaine .....	6,852	2,694	1,662	1,351	633	299	114	54	20	17	5	3
46	Haldimand .....	6,172	2,299	1,368	1,220	655	346	143	77	32	22	4	6
47	Rural - Rurale .....	4,058	1,437	883	799	467	257	119	62	26	20	4	4
48	Farm - Agricole .....	2,719	945	590	532	307	172	90	45	20	12	3	3
49	Non-farm - Non agricole .....	1,339	492	273	267	160	85	29	17	6	8	1	1
50	Urban - Urbaine .....	2,114	862	505	421	188	89	24	15	6	2	-	2
51	Halliburton .....	1,896	596	448	375	232	113	66	32	16	10	5	3
52	Rural - Rurale .....	1,896	596	448	375	232	113	66	32	16	10	5	3
53	Farm - Agricole .....	449	125	99	84	53	34	27	9	11	4	2	1
54	Non-farm - Non agricole .....	1,447	471	349	291	179	79	39	23	5	6	3	2
55	Halton .....	11,547	3,991	2,867	2,640	1,211	496	189	75	47	19	7	5
56	Rural - Rurale .....	4,567	1,523	1,053	1,046	535	226	95	45	24	11	5	4
57	Farm - Agricole .....	2,094	727	442	448	260	118	51	25	13	5	2	3
58	Non-farm - Non agricole .....	2,473	796	611	598	275	108	44	20	11	6	3	1
59	Urban - Urbaine .....	6,980	2,468	1,814	1,594	676	270	94	30	23	8	2	1
60	Hastings .....	18,402	6,175	4,493	3,749	2,010	993	456	242	143	63	42	36
61	Rural - Rurale .....	8,135	2,479	1,749	1,691	993	572	293	143	100	46	38	31
62	Farm - Agricole .....	3,993	1,295	825	700	457	294	177	92	75	30	24	24
63	Non-farm - Non agricole .....	4,142	1,184	924	991	536	278	116	51	25	16	14	7
64	Urban - Urbaine .....	10,267	3,696	2,744	2,058	1,017	421	163	99	43	17	4	5

**TABEAU 131. Familles selon le nombre et l'âge des enfants de 24 ans et moins à la maison et enfants dans les familles, par groupe d'âge et selon l'activité, comtés et divisions de recensement, régions rurales agricoles, rurales non agricoles, et urbains, 1951 - suite**

Familles with children by age of children — Familles avec enfants selon l'âge des enfants				Children by age and activity — Enfants selon l'âge et l'activité									No
				Total	Under 6 years — De moins de 6 ans	6-13 years — De 6-13 ans	14-17 years — 14-17 ans			18-24 years — 18-24 ans			
							Total	At school — À l'école	In labour force — Figurant à la main- d'oeuvre	Total	At school — À l'école	In labour force — Figurant à la main- d'oeuvre	
2,305	1,370	456	479	5,215	1,770	2,029	818	547	200	598	95	446	1
1,639	960	348	331	3,839	1,285	1,524	608	383	162	422	50	322	2
1,370	794	303	273	3,278	1,089	1,304	518	316	146	367	41	283	3
269	166	45	58	561	196	220	90	67	16	55	9	39	4
666	410	108	148	1,376	485	505	210	164	38	176	45	124	5
2,403	1,447	501	455	5,715	2,067	2,190	836	561	192	622	108	450	6
1,606	968	353	285	4,028	1,423	1,606	568	380	138	431	71	313	7
1,260	743	286	231	3,204	1,117	1,272	452	295	116	363	58	262	8
346	225	67	54	824	306	334	116	85	22	68	13	51	9
797	479	148	170	1,687	644	584	268	201	54	191	37	137	10
4,897	3,066	867	964	10,682	4,116	3,788	1,462	1,064	306	1,316	193	1,050	11
2,853	1,756	536	561	6,557	2,509	2,344	902	636	195	802	111	635	12
1,529	857	319	353	3,580	1,236	1,292	526	356	123	526	68	412	13
1,324	899	217	208	2,977	1,273	1,052	376	280	72	276	43	223	14
2,044	1,310	331	403	4,125	1,607	1,444	560	428	111	514	82	415	15
3,544	5,397	1,461	1,686	18,213	6,608	6,871	2,617	1,651	536	2,117	397	1,498	16
4,628	2,815	924	889	10,552	3,694	4,052	1,608	1,107	362	1,198	202	893	17
2,703	1,501	624	578	6,392	2,004	2,485	1,078	718	251	825	128	611	18
1,925	1,314	300	311	4,160	1,690	1,567	530	389	111	373	74	282	19
3,916	2,582	537	797	7,661	2,914	2,819	1,009	744	174	919	195	605	20
36,464	21,913	6,510	8,041	80,695	29,391	28,203	11,505	8,526	1,963	11,596	1,928	8,951	21
6,597	3,828	1,448	1,321	16,511	5,879	6,029	2,473	1,734	489	2,130	254	1,661	22
4,357	2,335	1,051	971	11,176	3,649	4,066	1,797	1,238	368	1,664	186	1,292	23
2,240	1,493	397	350	5,335	2,230	1,963	676	496	121	466	68	369	24
29,867	18,085	5,062	6,720	64,184	23,512	22,174	9,032	6,792	1,474	9,466	1,674	7,290	25
10,149	6,413	1,757	1,979	22,214	8,531	8,022	3,089	2,227	631	2,572	494	1,890	26
3,918	2,518	800	600	9,702	3,769	3,762	1,300	910	279	871	140	635	27
1,619	883	397	339	4,218	1,371	1,661	677	448	178	509	76	375	28
2,299	1,635	403	261	5,484	2,398	2,101	623	462	101	362	64	260	29
6,231	3,895	957	1,379	12,512	4,762	4,260	1,789	1,317	352	1,701	354	1,255	30
2,512	1,416	664	432	7,488	2,592	2,958	1,105	766	177	833	110	588	31
2,183	1,233	577	373	6,565	2,297	2,577	961	667	153	730	98	502	32
1,343	732	365	246	4,181	1,421	1,633	627	424	110	500	71	330	33
840	501	212	127	2,384	876	944	334	243	43	230	27	172	34
329	183	87	59	923	295	381	144	99	24	103	12	86	35
2,616	1,557	513	546	5,855	2,029	2,257	884	652	159	685	132	496	36
1,545	899	326	320	3,624	1,237	1,435	549	394	106	403	63	299	37
980	533	233	214	2,354	738	961	371	248	86	248	45	211	38
565	366	93	106	1,270	499	474	178	146	20	119	18	88	39
1,071	658	187	226	2,231	792	822	335	258	53	282	69	197	40
9,423	5,582	1,881	1,960	21,215	7,444	7,896	3,300	2,252	773	2,575	379	2,005	41
5,265	3,020	1,161	1,084	12,511	4,273	4,794	1,965	1,299	481	1,479	173	1,165	42
3,959	2,188	919	852	9,630	3,143	3,720	1,548	989	396	1,219	132	970	43
1,306	832	242	232	2,881	1,130	1,074	417	310	85	260	41	195	44
4,158	2,562	720	876	8,704	3,171	3,102	1,335	953	292	1,096	206	840	45
3,873	2,402	715	756	8,830	3,282	3,306	1,233	818	306	1,009	131	800	46
2,621	1,594	524	503	6,275	2,272	2,413	867	563	219	723	81	576	47
1,774	1,006	383	385	4,276	1,408	1,641	659	408	184	568	59	458	48
847	588	141	118	1,999	864	772	208	155	35	155	22	118	49
1,252	808	191	253	2,555	1,010	893	366	255	87	286	50	224	50
1,300	790	281	229	3,137	1,093	1,233	462	321	105	349	44	265	51
1,300	790	281	229	3,137	1,093	1,233	462	321	105	349	44	265	52
324	143	104	77	889	244	333	161	101	45	151	12	124	53
976	647	177	152	2,248	849	900	301	220	60	198	32	141	54
7,556	4,862	1,200	1,494	15,758	6,159	5,489	2,130	1,515	467	1,980	357	1,511	55
3,044	1,933	547	564	6,743	2,616	2,381	925	635	223	821	116	635	56
1,367	739	299	329	3,175	1,017	1,125	522	366	116	511	83	394	57
1,677	1,194	248	235	3,568	1,599	1,256	403	269	107	310	33	241	58
4,512	2,929	653	930	9,015	3,543	3,108	1,205	880	244	1,159	241	876	59
12,227	7,823	2,212	2,192	27,999	10,833	10,400	3,823	2,661	813	2,943	446	2,235	60
5,656	3,542	1,216	898	14,470	5,428	5,624	1,979	1,283	473	1,439	146	1,109	61
2,698	1,439	731	528	7,448	2,329	3,005	1,161	743	307	933	97	706	62
2,958	2,103	485	370	7,022	3,099	2,619	798	540	166	506	49	403	63
6,571	4,281	996	1,294	13,529	5,405	4,776	1,844	1,378	340	1,504	300	1,126	64

TABLE 131. Families by number and age of children 24 years of age and under at home, and children in families by age group and activity, for counties and census divisions, rural farm, rural non-farm, and urban, 1951 - Continued

No.	Locality Localité	Total	Families by number of children Familles selon le nombre d'enfants										
			0	1	2	3	4	5	6	7	8	9	10+
<b>Ontario—Con.—suite</b>													
1	Huron.....	12,100	4,494	2,725	2,403	1,242	637	309	148	72	43	14	13
2	Rural — Rurale.....	8,193	2,917	1,741	1,642	915	486	249	118	61	39	12	13
3	Farm — Agricole.....	5,532	1,833	1,161	1,124	650	357	198	99	53	36	11	10
4	Non-farm — Non agricole.....	2,661	1,084	580	518	265	129	51	19	8	3	1	3
5	Urban — Urbaine.....	3,907	1,577	984	761	327	151	60	30	11	4	2	—
6	Kenora.....	8,919	2,523	2,193	1,963	1,059	569	278	192	75	41	14	12
7	Rural — Rurale.....	4,656	1,182	1,049	964	603	364	211	157	64	38	13	11
8	Farm — Agricole.....	793	198	146	152	108	77	45	38	16	11	1	1
9	Non-farm — Non agricole.....	3,863	984	903	812	495	287	166	119	48	27	12	10
10	Urban — Urbaine.....	4,263	1,341	1,144	999	456	205	67	35	11	3	1	1
11	Kent.....	19,979	6,845	4,778	4,096	2,136	1,064	542	264	134	66	26	28
12	Rural — Rurale.....	10,156	3,270	2,305	2,079	1,172	621	340	180	92	52	20	25
13	Farm — Agricole.....	6,606	2,070	1,462	1,353	782	439	230	127	64	42	17	20
14	Non-farm — Non agricole.....	3,550	1,200	843	726	390	182	110	53	28	10	3	5
15	Urban — Urbaine.....	9,823	3,575	2,473	2,017	964	443	202	84	42	14	6	3
16	Lambton.....	19,003	6,666	4,553	3,851	2,110	939	427	227	124	56	24	26
17	Rural — Rurale.....	8,031	2,841	1,755	1,541	908	465	236	142	69	35	19	20
18	Farm — Agricole.....	4,768	1,655	1,001	905	571	302	157	90	40	20	11	16
19	Non-farm — Non agricole.....	3,263	1,186	754	636	337	163	79	52	29	15	8	4
20	Urban — Urbaine.....	10,972	3,825	2,798	2,310	1,202	474	191	85	55	21	5	6
21	Lanark.....	8,758	3,250	2,020	1,669	867	470	231	129	62	34	16	10
22	Rural — Rurale.....	3,364	1,194	677	601	393	205	135	86	34	22	11	6
23	Farm — Agricole.....	2,257	793	470	375	271	138	89	68	25	16	8	4
24	Non-farm — Non agricole.....	1,107	401	207	226	122	67	46	18	9	6	3	2
25	Urban — Urbaine.....	5,394	2,056	1,343	1,068	474	265	96	43	28	12	5	4
26	Leeds.....	9,429	3,584	2,178	1,788	945	468	233	102	77	26	14	14
27	Rural — Rurale.....	5,051	1,906	1,018	926	551	302	170	72	59	20	13	14
28	Farm — Agricole.....	2,627	967	521	477	289	167	102	44	27	12	9	9
29	Non-farm — Non agricole.....	2,424	939	497	449	262	135	68	28	32	8	1	5
30	Urban — Urbaine.....	4,378	1,678	1,160	862	394	166	63	30	18	6	1	—
31	Lennox & Addington.....	4,955	1,859	1,096	907	521	287	127	75	35	26	10	12
32	Rural — Rurale.....	3,929	1,446	838	715	438	246	102	67	34	21	10	12
33	Farm — Agricole.....	2,275	812	502	417	244	138	70	47	19	15	5	6
34	Non-farm — Non agricole.....	1,654	634	336	298	194	108	32	20	15	6	5	6
35	Urban — Urbaine.....	1,026	413	258	192	83	41	25	8	1	5	—	—
36	Lincoln.....	23,395	8,173	5,897	5,039	2,453	1,051	405	174	86	69	25	23
37	Rural — Rurale.....	9,628	3,092	2,399	2,083	1,052	540	211	116	56	45	19	15
38	Farm — Agricole.....	4,414	1,472	998	892	502	279	113	65	36	33	13	11
39	Non-farm — Non agricole.....	5,214	1,620	1,401	1,191	550	261	98	51	20	12	6	4
40	Urban — Urbaine.....	13,767	5,081	3,498	2,956	1,401	511	194	58	30	24	6	8
41	Manitoulin.....	2,512	756	513	466	290	195	125	74	55	17	12	9
42	Rural — Rurale.....	2,171	644	431	401	253	177	111	66	51	17	12	8
43	Farm — Agricole.....	1,027	302	192	213	108	91	56	26	22	8	6	3
44	Non-farm — Non agricole.....	1,144	342	239	188	145	86	55	40	29	9	6	5
45	Urban — Urbaine.....	341	112	82	65	37	18	14	8	4	—	—	1
46	Middlesex.....	41,314	15,839	10,611	8,261	3,840	1,591	640	262	156	59	32	23
47	Rural — Rurale.....	9,230	3,376	2,021	1,783	1,041	525	241	102	74	34	17	16
48	Farm — Agricole.....	5,814	2,051	1,254	1,122	707	360	161	67	53	18	11	10
49	Non-farm — Non agricole.....	3,416	1,325	767	661	334	165	80	35	21	16	6	6
50	Urban — Urbaine.....	32,084	12,463	8,590	6,478	2,799	1,066	399	160	82	25	15	7
51	Muskoka.....	6,143	2,175	1,467	1,206	649	307	170	77	58	17	11	6
52	Rural — Rurale.....	3,792	1,329	868	722	424	196	111	67	47	16	9	3
53	Farm — Agricole.....	718	246	153	149	74	38	24	17	11	3	3	—
54	Non-farm — Non agricole.....	3,074	1,083	715	573	350	158	87	50	36	13	6	3
55	Urban — Urbaine.....	2,351	846	599	484	225	111	59	10	11	1	2	3
56	Nipissing.....	11,160	3,036	2,560	2,141	1,304	793	485	318	214	132	80	97
57	Rural — Rurale.....	4,562	1,096	902	811	542	383	255	201	150	92	54	76
58	Farm — Agricole.....	1,513	322	231	227	168	151	115	95	83	44	32	45
59	Non-farm — Non agricole.....	3,049	774	671	584	374	232	140	106	67	48	22	31
60	Urban — Urbaine.....	6,598	1,940	1,658	1,330	762	410	230	117	64	40	26	21
61	Norfolk.....	10,859	3,724	2,613	2,265	1,130	570	276	139	69	36	25	12
62	Rural — Rurale.....	7,103	2,286	1,665	1,450	815	432	233	108	54	30	21	9
63	Farm — Agricole.....	4,423	1,346	1,080	900	531	260	154	73	34	22	16	7
64	Non-farm — Non agricole.....	2,680	940	585	550	284	172	79	35	20	8	5	2
65	Urban — Urbaine.....	3,756	1,438	948	815	315	138	43	31	15	6	4	3

TABLEAU 131. Familles selon le nombre et l'âge des enfants de 24 ans et moins à la maison et enfants dans les familles, par groupe d'âge et selon l'activité, comtés et divisions de recensement, régions rurales agricoles, rurales non agricoles, et urbains, 1951 - suite

Familles with children by age of children Familles avec enfants selon l'âge des enfants				Children by age and activity Enfants selon l'âge et l'activité									No
Total	All under 14 Tous enfants de moins de 14 ans	Under and over 14 De moins et plus de 14 ans	All over 14 Tous enfants de plus de 14 ans	Total	14-17 years 14-17 ans			18-24 years 18-24 ans					
					Under 6 years De moins de 6 ans	6-13 years De 6-13 ans	Total	At school À l'école	In labour force Figurant à la main-d'oeuvre	Total	At school À l'école	In labour force Figurant à la main-d'oeuvre	
7,606	4,816	1,371	1,419	17,353	6,694	6,362	2,395	1,663	565	1,902	322	1,413	1
5,276	3,228	1,035	1,013	12,655	4,677	4,729	1,826	1,235	462	1,423	196	1,073	2
3,699	2,102	827	770	9,238	3,114	3,537	1,445	937	401	1,142	157	850	3
1,577	1,126	208	243	3,417	1,563	1,192	381	298	61	281	39	223	4
2,330	1,588	336	406	4,698	2,017	1,633	569	428	103	479	126	340	5
6,396	4,080	1,255	1,061	15,221	5,950	5,613	2,070	1,333	246	1,588	195	887	6
3,474	2,234	798	442	9,225	3,697	3,479	1,229	656	127	820	44	317	7
595	320	174	101	1,755	607	690	282	194	44	176	11	99	8
2,879	1,914	624	341	7,470	3,090	2,789	947	462	83	644	33	218	9
2,922	1,846	457	619	5,996	2,253	2,134	841	677	119	768	151	570	10
13,134	7,998	2,573	2,563	29,925	10,729	11,050	4,375	3,027	1,002	3,771	570	2,900	11
6,886	4,039	1,527	1,320	16,750	5,851	6,241	2,520	1,632	634	2,138	239	1,674	12
4,536	2,466	1,118	952	11,332	3,641	4,242	1,863	1,178	493	1,586	161	1,247	13
2,350	1,573	409	368	5,418	2,210	1,999	657	454	141	552	78	427	14
6,248	3,959	1,046	1,243	13,175	4,878	4,809	1,855	1,395	368	1,633	331	1,226	15
12,337	7,754	2,215	2,368	27,654	10,341	10,187	3,854	2,815	755	3,272	535	2,466	16
5,190	3,070	1,090	1,030	12,603	4,349	4,851	1,899	1,327	404	1,504	201	1,107	17
3,113	1,679	740	694	7,772	2,369	3,058	1,304	874	334	1,041	126	830	18
2,077	1,391	350	336	4,831	1,980	1,793	595	453	70	463	75	277	19
7,147	4,684	1,125	1,338	15,051	5,992	5,336	1,955	1,488	351	1,768	334	1,359	20
5,508	3,277	1,049	1,182	12,719	4,435	4,779	1,895	1,391	385	1,610	293	1,190	21
2,170	1,215	517	438	5,642	1,871	2,222	864	558	241	685	84	527	22
1,464	771	362	331	3,853	1,178	1,533	625	387	192	517	71	398	23
706	444	155	107	1,789	693	689	239	171	49	168	13	139	24
3,338	2,062	532	744	7,077	2,564	2,557	1,031	833	144	925	209	653	25
5,845	3,536	1,092	1,217	13,264	4,617	5,035	2,011	1,506	357	1,601	301	1,161	26
3,145	1,808	683	654	7,856	2,638	3,065	1,258	938	223	895	147	642	27
1,660	895	390	375	4,273	1,371	1,674	704	503	142	524	80	388	28
1,485	913	293	279	3,583	1,267	1,391	554	435	81	371	67	254	29
2,700	1,728	409	563	5,408	1,979	1,970	753	568	134	706	154	519	30
3,096	1,839	651	606	7,376	2,625	2,861	1,117	801	235	773	144	558	31
2,483	1,476	539	468	6,101	2,153	2,407	940	665	201	601	104	437	32
1,463	809	339	315	3,614	1,171	1,429	615	425	138	399	59	302	33
1,020	667	200	153	2,487	982	978	325	240	63	202	45	135	34
613	363	112	138	1,275	472	454	177	136	34	172	40	121	35
15,222	9,446	2,583	3,193	32,227	11,684	11,551	4,580	3,266	948	4,492	764	3,482	36
6,536	4,109	1,223	1,204	14,714	5,476	5,271	2,061	1,517	430	1,906	312	1,466	37
2,942	1,580	689	673	7,109	2,177	2,638	1,167	863	241	1,127	200	843	38
3,594	2,529	534	531	7,605	3,299	2,633	894	654	189	779	112	623	39
8,686	5,337	1,360	1,989	17,513	6,208	6,280	2,439	1,749	518	2,586	452	2,016	40
1,756	950	508	298	4,887	1,627	1,913	745	527	138	602	64	430	41
1,527	804	460	263	4,336	1,433	1,677	682	477	127	544	56	389	42
725	363	236	126	2,045	651	794	329	216	74	271	29	203	43
802	441	224	137	2,291	782	883	353	261	53	273	27	186	44
229	146	48	35	551	194	236	63	50	11	58	8	41	45
25,475	16,339	3,881	5,255	51,888	20,130	18,298	6,912	4,918	1,521	6,548	1,121	5,057	46
5,854	3,562	1,151	1,141	13,743	5,037	5,160	1,945	1,358	427	1,601	194	1,254	47
3,763	2,199	782	782	8,987	3,113	3,397	1,309	879	324	1,168	113	955	48
2,091	1,363	369	359	4,756	1,924	1,763	636	479	103	433	81	299	49
19,621	12,777	2,730	4,114	38,145	15,093	13,138	4,967	3,560	1,094	4,947	927	3,803	50
3,968	2,381	807	780	9,069	3,192	3,456	1,408	1,114	204	1,013	197	730	51
2,463	1,464	522	477	5,895	2,084	2,260	904	716	130	647	106	475	52
472	222	135	115	1,175	329	459	212	158	36	175	26	132	53
1,991	1,242	387	362	4,720	1,755	1,801	692	558	94	472	80	343	54
1,505	917	285	303	3,174	1,108	1,196	504	398	74	366	91	255	55
8,124	4,717	1,923	1,484	22,603	7,932	8,482	3,457	2,311	740	2,732	394	1,997	56
3,466	1,996	955	515	11,278	4,051	4,431	1,733	1,041	427	1,083	110	751	57
1,191	562	433	196	4,661	1,458	1,931	807	449	206	487	34	340	58
2,275	1,434	522	319	6,617	2,595	2,500	926	596	221	596	76	411	59
4,658	2,721	968	969	11,325	3,881	4,051	1,724	1,270	313	1,669	284	1,246	60
7,135	4,224	1,462	1,449	16,151	5,577	6,110	2,481	1,691	604	1,983	315	1,516	61
4,817	2,818	1,067	932	11,456	3,918	4,407	1,769	1,141	474	1,362	192	1,048	62
3,077	1,686	731	660	7,356	2,307	2,843	1,214	760	343	992	139	772	63
1,740	1,132	336	272	4,100	1,611	1,564	555	381	131	370	53	276	64
2,318	1,406	395	517	4,695	1,659	1,703	712	550	130	621	123	468	65

**TABLE 131. Families by number and age of children 24 years of age and under at home, and children in families by age group and activity, for counties and census divisions, rural farm, rural non-farm, and urban, 1951 - Continued**

No.	Locality Localité	Total	Families by number of children Familles selon le nombre d'enfants										
			0	1	2	3	4	5	6	7	8	9	10+
			<b>Ontario - Con.-suite</b>										
1	Northumberland .....	8,426	3,329	1,868	1,535	809	468	221	95	43	29	21	8
2	Rural - Rurale .....	4,988	1,970	1,043	862	500	304	157	76	28	25	16	7
3	Farm - Agricole .....	3,019	1,156	645	516	309	188	110	48	15	14	13	5
4	Non-farm - Non agricole .....	1,969	814	398	346	191	116	47	28	13	11	3	2
5	Urban - Urbaine .....	3,438	1,359	825	673	309	164	64	19	15	4	5	1
6	Ontario .....	22,242	7,914	5,638	4,722	2,246	941	434	161	82	52	31	21
7	Rural - Rurale .....	7,482	2,696	1,657	1,493	813	415	226	84	39	29	17	13
8	Farm - Agricole .....	3,582	1,246	764	699	419	221	129	49	21	16	10	8
9	Non-farm - Non agricole .....	3,900	1,450	893	794	394	194	97	35	18	13	7	5
10	Urban - Urbaine .....	14,760	5,218	3,981	3,229	1,433	526	208	77	43	23	14	8
11	Oxford .....	14,941	5,523	3,529	3,117	1,494	726	301	126	72	22	17	14
12	Rural - Rurale .....	7,113	2,434	1,555	1,481	830	445	185	90	52	17	12	12
13	Farm - Agricole .....	4,672	1,452	1,033	1,008	580	324	134	66	41	15	9	10
14	Non-farm - Non agricole .....	2,441	982	522	473	250	121	51	24	11	2	3	2
15	Urban - Urbaine .....	7,828	3,089	1,974	1,636	664	281	116	36	20	5	5	2
16	Parry Sound .....	6,414	1,952	1,457	1,232	774	445	270	131	61	49	24	19
17	Rural - Rurale .....	5,124	1,540	1,140	962	627	386	223	110	55	44	21	16
18	Farm - Agricole .....	1,523	464	302	245	204	146	73	38	25	15	8	3
19	Non-farm - Non agricole .....	3,601	1,076	838	717	423	240	150	72	30	29	13	13
20	Urban - Urbaine .....	1,290	412	317	270	147	59	47	21	6	5	3	3
21	Peel .....	14,106	4,554	3,352	3,290	1,641	713	282	150	70	31	13	10
22	Rural - Rurale .....	7,141	2,362	1,670	1,595	824	378	171	76	39	15	6	5
23	Farm - Agricole .....	2,784	959	650	576	335	148	57	25	22	8	2	2
24	Non-farm - Non agricole .....	4,357	1,403	1,020	1,019	489	230	114	51	17	7	4	3
25	Urban - Urbaine .....	6,965	2,192	1,682	1,695	817	335	111	74	31	16	7	5
26	Perth .....	13,609	5,229	3,182	2,627	1,397	634	251	150	68	39	11	21
27	Rural - Rurale .....	5,569	1,931	1,190	1,054	686	362	158	90	46	28	10	14
28	Farm - Agricole .....	4,436	1,407	960	870	583	312	139	81	36	25	10	13
29	Non-farm - Non agricole .....	1,133	524	230	184	103	50	19	9	10	3	—	1
30	Urban - Urbaine .....	8,040	3,298	1,992	1,573	711	272	93	60	22	11	1	7
31	Peterborough .....	15,327	5,367	3,670	3,188	1,651	744	363	162	112	34	22	14
32	Rural - Rurale .....	4,783	1,603	1,029	949	557	295	172	87	49	23	11	8
33	Farm - Agricole .....	2,323	795	480	395	290	162	98	54	25	12	8	4
34	Non-farm - Non agricole .....	2,460	808	549	554	267	133	74	33	24	11	3	4
35	Urban - Urbaine .....	10,544	3,764	2,641	2,239	1,094	449	191	75	63	11	11	6
36	Prescott .....	5,355	1,533	961	899	693	454	281	203	133	85	54	59
37	Rural - Rurale .....	3,483	1,019	604	558	462	279	191	137	90	61	38	44
38	Farm - Agricole .....	2,074	530	353	344	293	177	130	88	54	46	28	31
39	Non-farm - Non agricole .....	1,409	489	251	214	169	102	61	49	36	15	10	13
40	Urban - Urbaine .....	1,872	514	357	341	231	175	90	66	43	24	16	15
41	Prince Edward .....	4,743	1,818	1,143	871	491	213	97	49	31	15	9	6
42	Rural - Rurale .....	3,601	1,326	865	660	394	177	85	41	28	12	8	5
43	Farm - Agricole .....	1,976	723	461	346	230	105	52	30	17	5	5	2
44	Non-farm - Non agricole .....	1,625	603	404	314	164	72	33	11	11	7	3	3
45	Urban - Urbaine .....	1,142	492	278	211	97	36	12	8	3	3	1	1
46	Rainy River .....	5,111	1,457	1,118	1,117	624	384	180	126	59	23	11	12
47	Rural - Rurale .....	2,736	735	553	565	346	233	137	85	43	19	10	10
48	Farm - Agricole .....	1,245	342	200	222	163	138	77	52	21	14	7	9
49	Non-farm - Non agricole .....	1,491	393	353	343	183	95	60	33	22	5	3	1
50	Urban - Urbaine .....	2,375	722	565	552	278	151	43	41	16	4	1	2
51	Renfrew .....	15,129	4,572	3,535	3,059	1,794	978	507	313	176	95	54	46
52	Rural - Rurale .....	8,102	2,356	1,794	1,608	976	584	317	209	117	70	35	36
53	Farm - Agricole .....	3,685	1,126	773	653	420	279	171	114	66	43	19	21
54	Non-farm - Non agricole .....	4,417	1,230	1,021	955	556	305	146	95	51	27	16	15
55	Urban - Urbaine .....	7,027	2,216	1,741	1,451	818	394	190	104	59	25	19	10
56	Russell .....	3,674	1,006	667	612	432	335	232	147	107	60	34	42
57	Rural - Rurale .....	2,908	779	508	487	350	276	187	121	85	48	31	36
58	Farm - Agricole .....	1,814	415	317	296	228	190	134	85	61	39	23	26
59	Non-farm - Non agricole .....	1,094	364	191	191	122	86	53	36	24	9	8	10
60	Urban - Urbaine .....	766	227	159	125	82	59	45	26	22	12	3	6
61	Simcoe .....	25,137	8,976	5,789	5,046	2,704	1,321	639	305	173	82	52	50
62	Rural - Rurale .....	12,564	4,281	2,668	2,545	1,485	762	395	186	113	56	38	35
63	Farm - Agricole .....	5,882	1,936	1,235	1,105	749	390	226	95	75	37	19	15
64	Non-farm - Non agricole .....	6,682	2,345	1,433	1,440	736	372	169	91	38	19	19	20
65	Urban - Urbaine .....	12,573	4,695	3,121	2,501	1,219	559	244	119	60	26	14	15



TABLEAU 131. Familles selon le nombre et l'âge des enfants de 24 ans et moins à la maison et enfants dans les familles, par groupe d'âge et selon l'activité, comtés et divisions de recensement, régions rurales agricoles, rurales non agricoles, et urbains, 1951 — suite

Familles with children by age of children — Familles avec enfants selon l'âge des enfants				Children by age and activity — Enfants selon l'âge et l'activité									No
				Total	Under 6 years — De moins de 6 ans	6-13 years — De 6-13 ans	14-17 years — 14-17 ans			18-24 years — 18-24 ans			
All over 14 — Tous enfants de moins de 14 ans	Under and over 14 — De moins et de plus de 14 ans	All over 14 — Tous enfants de plus de 14 ans	Total				At school — À l'école	In labour force — Figurant à la main- d'oeuvre	Total	At school — À l'école	In labour force — Figurant à la main- d'oeuvre		
5,097	3,070	1,026	1,001	11,716	4,296	4,385	1,735	1,200	334	1,300	194	989	1
3,018	1,799	657	562	7,336	2,640	2,852	1,084	692	229	760	82	592	2
1,863	1,071	426	366	4,580	1,532	1,817	700	456	161	531	57	427	3
1,155	728	231	196	2,756	1,108	1,035	384	236	68	229	27	165	4
2,079	1,271	369	439	4,380	1,656	1,533	651	508	105	540	112	397	5
14,328	8,897	2,386	3,045	30,209	11,480	10,520	4,333	2,890	1,028	3,876	463	3,170	6
4,786	2,952	906	928	11,171	4,211	4,158	1,580	1,114	350	1,222	144	941	7
2,336	1,296	535	505	5,691	1,867	2,189	911	646	203	724	91	555	8
2,450	1,656	371	423	5,480	2,344	1,969	669	468	147	498	53	386	9
9,542	5,945	1,480	2,117	19,038	7,269	6,362	2,753	1,776	678	2,654	319	2,229	10
9,418	5,797	1,646	1,975	20,392	7,415	7,554	2,955	2,053	674	2,468	412	1,911	11
4,679	2,804	935	940	10,988	3,938	4,165	1,617	1,080	391	1,268	182	992	12
3,220	1,828	695	697	7,746	2,655	2,897	1,201	777	309	993	138	773	13
1,459	976	240	243	3,242	1,283	1,268	416	303	82	275	44	219	14
4,739	2,993	711	1,035	9,404	3,477	3,389	1,338	973	283	1,200	230	919	15
4,462	2,565	1,087	810	11,400	3,934	4,493	1,788	1,326	329	1,185	181	846	16
3,584	2,043	908	633	9,360	3,194	3,744	1,486	1,073	289	936	130	661	17
1,059	509	328	222	2,982	837	1,220	557	366	144	368	31	279	18
2,525	1,534	580	411	6,378	2,357	2,524	929	707	145	568	99	382	19
878	522	179	177	2,040	740	749	302	253	40	249	51	185	20
9,552	6,225	1,546	1,781	20,978	8,355	7,434	2,699	1,796	693	2,490	359	1,993	21
4,779	3,048	824	907	10,656	4,074	3,865	1,401	982	340	1,316	193	1,045	22
1,825	1,027	348	450	4,092	1,370	1,440	614	449	136	668	103	518	23
2,954	2,021	476	457	6,564	2,704	2,425	787	533	204	648	90	527	24
4,773	3,177	722	874	10,322	4,281	3,569	1,298	814	353	1,174	166	948	25
8,380	5,017	1,522	1,841	18,431	6,641	6,630	2,633	1,690	712	2,527	351	1,985	26
3,638	2,075	777	786	8,922	3,038	3,348	1,292	714	413	1,244	142	968	27
3,029	1,685	683	661	7,560	2,510	2,820	1,116	590	373	1,114	118	871	28
609	390	94	125	1,362	528	528	176	124	40	130	24	97	29
4,742	2,942	745	1,055	9,509	3,603	3,282	1,341	976	299	1,283	209	1,017	30
9,960	6,458	1,644	1,858	22,165	8,798	7,980	2,867	1,992	670	2,520	364	1,994	31
3,180	2,041	630	509	7,870	3,059	2,999	1,047	725	245	765	80	592	32
1,528	860	370	298	3,987	1,304	1,583	626	410	170	474	48	379	33
1,652	1,181	260	211	3,883	1,755	1,416	421	315	75	291	32	213	34
6,780	4,417	1,014	1,349	14,295	5,739	4,981	1,820	1,267	425	1,755	284	1,402	35
3,822	2,100	1,015	707	12,023	3,946	4,598	1,776	1,046	440	1,703	145	1,250	36
2,464	1,328	678	458	7,950	2,590	3,070	1,195	665	291	1,095	106	728	37
1,544	793	463	288	5,142	1,623	1,938	813	415	218	768	66	505	38
920	535	215	170	2,808	967	1,132	382	250	73	327	40	223	39
1,358	772	337	249	4,073	1,356	1,528	581	381	149	608	39	522	40
2,925	1,882	513	530	6,471	2,587	2,342	882	564	233	660	100	488	41
2,275	1,441	415	419	5,163	2,052	1,871	714	446	195	526	82	380	42
1,253	727	248	278	2,927	1,008	1,120	431	262	131	368	52	274	43
1,022	714	167	141	2,236	1,044	751	283	184	64	158	30	106	44
650	441	98	111	1,308	535	471	168	118	38	134	18	108	45
3,654	2,266	805	583	9,237	3,487	3,469	1,307	926	222	974	115	735	46
2,001	1,270	475	256	5,496	2,110	2,136	778	489	154	472	27	341	47
903	492	276	135	2,799	929	1,151	442	275	119	277	15	218	48
1,098	778	199	121	2,697	1,181	985	336	214	35	195	12	123	49
1,653	996	330	327	3,741	1,377	1,333	529	437	68	502	88	394	50
10,557	6,473	2,191	1,893	26,341	10,053	9,342	3,808	2,546	908	3,138	379	2,403	51
5,746	3,469	1,303	974	15,204	5,703	5,523	2,226	1,354	590	1,752	145	1,334	52
2,559	1,275	721	563	7,202	2,149	2,717	1,262	693	380	1,074	77	811	53
3,187	2,194	582	411	8,002	3,554	2,806	964	661	210	678	68	523	54
4,811	3,004	888	919	11,137	4,350	3,819	1,582	1,192	318	1,386	234	1,069	55
2,668	1,510	721	437	8,571	2,935	3,374	1,248	721	304	1,014	115	694	56
2,129	1,197	595	337	6,957	2,374	2,741	1,028	584	246	814	90	541	57
1,399	741	432	226	4,774	1,564	1,865	724	376	195	621	62	415	58
730	456	163	111	2,183	810	876	304	208	51	193	28	126	59
539	313	126	100	1,614	561	633	220	137	58	200	25	153	60
16,161	10,036	3,045	3,080	37,181	13,799	13,912	5,365	3,825	1,102	4,105	592	3,154	61
8,283	5,112	1,690	1,481	20,319	7,541	7,724	2,923	2,051	629	2,131	278	1,638	62
3,946	2,158	958	830	10,114	3,267	3,935	1,618	1,090	400	1,294	159	1,011	63
4,337	2,954	732	651	10,205	4,274	3,789	1,305	961	229	837	119	627	64
7,878	4,924	1,355	1,599	16,862	6,258	6,188	2,442	1,774	473	1,974	314	1,516	65

**TABLE 131. Families by number and age of children 24 years of age and under at home, and children in families by age group and activity, for counties and census divisions, rural farm, rural non-farm, and urban, 1951 - Continued**

No.	Locality - Localité	Total	Families by number of children - Familles selon le nombre d'enfants										
			0	1	2	3	4	5	6	7	8	9	10+
			<b>Ontario - Con. - fin</b>										
1	Stormont.....	11,407	3,393	2,592	2,225	1,384	790	455	253	128	80	52	55
2	Rural - Rurale.....	4,726	1,442	984	870	546	353	217	141	57	45	32	39
3	Farm - Agricole.....	1,825	596	349	334	193	81	53	27	26	13	17	
4	Non-farm - Non agricole.....	2,901	846	635	536	353	217	136	88	30	19	22	
5	Urban - Urbaine.....	6,681	1,951	1,608	1,355	838	437	238	112	71	35	20	16
6	Sudbury.....	24,248	5,890	5,917	5,334	3,151	1,778	938	535	326	173	95	111
7	Rural - Rurale.....	8,115	1,850	1,703	1,608	1,122	710	432	282	174	98	60	76
8	Farm - Agricole.....	1,845	499	305	262	216	160	125	94	71	43	29	41
9	Non-farm - Non agricole.....	6,270	1,351	1,398	1,346	906	550	307	188	103	55	31	35
10	Urban - Urbaine.....	16,133	4,040	4,214	3,726	2,029	1,068	506	253	152	75	35	35
11	Thunder Bay.....	25,050	7,768	6,469	5,655	2,869	1,237	568	226	134	71	26	27
12	Rural - Rurale.....	5,978	1,771	1,392	1,251	736	389	199	101	65	41	19	14
13	Farm - Agricole.....	2,069	693	477	367	236	150	66	33	24	13	5	5
14	Non-farm - Non agricole.....	3,909	1,078	915	884	500	239	133	68	41	28	14	9
15	Urban - Urbaine.....	19,072	5,997	5,077	4,404	2,133	848	369	125	69	30	7	13
16	Timiskaming.....	11,482	3,035	2,656	2,536	1,461	843	392	239	155	77	46	42
17	Rural - Rurale.....	4,275	1,114	820	837	523	409	216	145	96	57	27	31
18	Farm - Agricole.....	1,587	401	265	256	197	150	105	81	52	40	20	20
19	Non-farm - Non agricole.....	2,688	713	555	581	326	259	111	64	44	17	7	11
20	Urban - Urbaine.....	7,207	1,921	1,836	1,699	938	434	176	94	59	20	19	11
21	Victoria.....	6,897	2,706	1,547	1,279	705	358	145	79	40	11	16	11
22	Rural - Rurale.....	3,755	1,482	772	678	399	217	107	49	26	8	10	7
23	Farm - Agricole.....	2,277	838	491	402	268	139	71	36	16	2	8	6
24	Non-farm - Non agricole.....	1,478	644	281	276	131	78	36	13	10	6	2	1
25	Urban - Urbaine.....	3,142	1,224	775	601	306	141	38	30	14	3	6	4
26	Waterloo.....	32,618	11,752	8,350	6,757	3,281	1,362	598	270	133	55	35	25
27	Rural - Rurale.....	7,577	2,306	1,718	1,544	992	486	269	128	62	36	21	15
28	Farm - Agricole.....	3,206	881	615	630	464	264	168	86	47	28	12	11
29	Non-farm - Non agricole.....	4,371	1,425	1,103	914	528	222	101	42	15	8	9	4
30	Urban - Urbaine.....	25,041	9,446	6,632	5,213	2,289	876	329	142	71	19	14	10
31	Welland.....	31,976	10,763	8,182	6,997	3,357	1,456	632	278	155	77	48	31
32	Rural - Rurale.....	8,134	2,584	1,869	1,803	956	478	220	104	55	29	19	17
33	Farm - Agricole.....	2,686	901	563	524	324	200	91	33	19	15	7	9
34	Non-farm - Non agricole.....	5,448	1,683	1,306	1,279	632	278	129	71	36	14	12	8
35	Urban - Urbaine.....	23,842	8,179	6,313	5,194	2,401	978	412	174	100	48	29	14
36	Wellington.....	16,649	6,077	3,977	3,301	1,714	821	417	172	87	41	19	23
37	Rural - Rurale.....	6,595	2,222	1,416	1,362	747	409	234	96	52	29	12	16
38	Farm - Agricole.....	4,328	1,309	935	895	532	301	185	84	43	22	11	11
39	Non-farm - Non agricole.....	2,267	913	481	467	215	108	49	12	9	7	1	5
40	Urban - Urbaine.....	10,054	3,855	2,561	1,939	967	412	183	76	35	12	7	7
41	Wentworth.....	70,224	26,549	18,184	14,595	6,495	2,571	1,001	469	192	92	46	30
42	Rural - Rurale.....	3,979	1,363	891	772	503	236	97	61	23	20	8	5
43	Farm - Agricole.....	2,391	859	512	438	307	139	62	35	15	14	6	4
44	Non-farm - Non agricole.....	1,588	504	379	334	196	97	35	26	8	6	2	1
45	Urban - Urbaine.....	66,245	25,186	17,293	13,823	5,992	2,335	904	408	169	72	38	25
46	York.....	317,475	128,760	87,411	63,477	24,493	8,355	2,841	1,210	501	238	101	88
47	Rural - Rurale.....	10,554	3,635	2,441	2,282	1,193	560	229	111	62	22	9	10
48	Farm - Agricole.....	3,773	1,259	886	784	429	210	111	48	26	9	4	7
49	Non-farm - Non agricole.....	6,781	2,376	1,555	1,498	764	350	118	63	36	13	5	3
50	Urban - Urbaine.....	306,921	125,125	84,970	61,195	23,300	7,795	2,612	1,099	439	216	92	78
51	<b>Manitoba</b> .....	<b>191,268</b>	<b>63,203</b>	<b>46,839</b>	<b>40,513</b>	<b>20,682</b>	<b>9,702</b>	<b>4,754</b>	<b>2,533</b>	<b>1,393</b>	<b>772</b>	<b>426</b>	<b>451</b>
52	Rural - Rurale.....	76,002	21,154	16,118	15,353	9,952	5,771	3,259	1,880	1,124	650	358	383
53	Farm - Agricole.....	47,949	12,181	10,057	9,890	6,667	3,949	2,241	1,216	745	447	253	303
54	Non-farm - Non agricole.....	28,053	8,973	6,061	5,463	3,285	1,822	1,018	664	379	203	105	80
55	Urban - Urbaine.....	115,266	42,049	30,721	25,160	10,730	3,931	1,495	653	269	122	68	68
56	Division No. 1.....	4,908	1,118	947	822	671	472	341	212	125	96	44	60
57	Rural - Rurale.....	4,406	986	836	709	599	442	323	198	118	96	41	58
58	Farm - Agricole.....	3,099	637	564	494	444	323	232	154	93	74	33	51
59	Non-farm - Non agricole.....	1,307	349	272	215	155	119	91	44	25	22	8	7
60	Urban - Urbaine.....	502	132	111	113	72	30	18	14	7	-	3	2
61	Division No. 2.....	8,497	2,183	1,686	1,588	1,106	743	476	281	186	98	73	77
62	Rural - Rurale.....	7,026	1,688	1,344	1,316	931	651	420	263	176	92	70	75
63	Farm - Agricole.....	4,894	989	916	940	690	498	313	213	140	72	52	71
64	Non-farm - Non agricole.....	2,132	699	428	376	241	153	107	50	36	20	18	4
65	Urban - Urbaine.....	1,471	495	342	272	175	92	56	18	10	6	3	2

**TABLEAU 131. Familles selon le nombre et l'âge des enfants de 24 ans et moins à la maison et enfants dans les familles, par groupe d'âge et selon l'activité, comtés et divisions de recensement, régions rurales agricoles, rurales non agricoles, et urbains, 1951 - suite**

Familles with children by age of children — Familles avec enfants selon l'âge des enfants				Children by age and activity — Enfants selon l'âge et l'activité									No
				Total	All under 14 — Tous enfants de moins de 14 ans	Under and over 14 — De moins et de plus de 14 ans	All over 14 — Tous enfants de plus de 14 ans	Total	Under 6 years — De moins de 6 ans	6-13 years — De 6-13 ans	14-17 years — 14-17 ans		
Total	At school — À l'école	In labour force — Figurant à la main- d'oeuvre	Total								At school — À l'école	In labour force — Figurant à la main- d'oeuvre	
8,014	4,705	1,777	1,532	20,734	7,373	7,571	3,142	2,276	610	2,648	303	2,096	1
3,284	1,915	774	595	9,162	3,284	3,520	1,349	996	226	1,009	109	742	2
1,229	612	330	287	3,554	1,070	1,371	617	431	113	496	53	349	3
2,055	1,303	444	308	5,608	2,214	2,149	732	565	113	513	56	393	4
4,730	2,790	1,003	937	11,572	4,089	4,051	1,793	1,280	384	1,639	194	1,354	5
18,358	11,793	3,806	2,759	46,770	17,729	17,793	6,351	4,518	1,123	4,897	657	3,745	6
6,265	3,953	1,545	767	18,344	7,036	7,190	2,552	1,604	524	1,566	111	1,184	7
1,346	629	495	222	4,852	1,433	2,034	847	485	206	538	32	388	8
4,919	3,324	1,050	545	13,492	5,603	5,156	1,705	1,119	318	1,028	79	796	9
12,093	7,840	2,261	1,992	28,426	10,693	10,603	3,799	2,914	599	3,331	546	2,561	10
17,282	11,178	2,843	3,261	37,567	14,812	13,270	4,938	3,684	736	4,547	654	3,468	11
4,207	2,723	839	645	10,359	4,107	3,882	1,373	898	233	997	78	682	12
1,376	754	332	290	3,415	1,080	1,348	583	383	131	404	28	336	13
2,831	1,969	507	355	6,944	3,027	2,534	790	515	102	593	50	346	14
13,075	8,455	2,004	2,616	27,208	10,705	9,388	3,565	2,786	503	3,550	576	2,786	15
8,447	5,138	1,780	1,529	21,431	7,852	8,197	3,198	2,312	602	2,184	362	1,619	16
3,161	1,817	814	530	9,348	3,356	3,657	1,463	959	348	872	108	648	17
1,186	608	384	194	4,054	1,331	1,617	700	396	208	406	28	307	18
1,975	1,209	430	336	5,294	2,025	2,040	763	563	140	466	80	341	19
5,286	3,321	966	999	12,083	4,496	4,540	1,735	1,353	254	1,312	254	971	20
4,191	2,532	780	879	9,477	3,408	3,513	1,417	996	335	1,139	156	904	21
2,273	1,341	475	457	5,432	1,908	2,052	834	579	198	638	81	502	22
1,439	804	327	308	3,489	1,171	1,305	563	369	149	450	50	360	23
834	537	148	149	1,943	737	747	271	210	49	188	31	142	24
1,918	1,191	305	422	4,045	1,500	1,461	583	417	137	501	75	402	25
20,866	12,878	3,368	4,620	43,720	16,567	14,702	6,014	3,725	1,832	6,437	787	5,358	26
5,271	3,236	1,076	959	12,906	4,988	4,566	1,737	860	639	1,615	117	1,353	27
2,325	1,257	611	457	6,452	2,198	2,404	945	382	377	905	55	743	28
2,946	1,979	465	502	6,454	2,790	2,162	792	478	262	710	62	610	29
15,595	9,642	2,292	3,661	30,814	11,579	10,136	4,277	2,865	1,193	4,822	670	4,005	30
21,213	13,302	3,463	4,448	45,370	16,693	16,198	6,225	4,520	1,200	6,254	1,011	4,933	31
5,550	3,593	981	976	12,955	4,888	4,848	1,739	1,259	343	1,480	200	1,190	32
1,785	981	412	392	4,454	1,320	1,737	719	511	149	678	81	549	33
3,765	2,612	569	584	8,501	3,568	3,111	1,020	748	194	802	119	641	34
15,663	9,709	2,482	3,472	32,415	11,805	11,350	4,486	3,261	857	4,774	811	3,743	35
10,572	6,273	1,982	2,317	23,477	8,463	8,309	3,450	2,272	947	3,255	454	2,606	36
4,373	2,569	913	891	10,641	3,757	3,962	1,545	965	454	1,377	168	1,097	37
3,019	1,696	677	646	7,648	2,596	2,860	1,126	659	364	1,066	122	849	38
1,354	873	236	245	2,993	1,161	1,102	419	306	90	311	46	248	39
6,199	3,704	1,069	1,426	12,836	4,706	4,347	1,905	1,307	493	1,878	286	1,509	40
43,675	27,224	6,522	9,929	87,788	33,231	29,749	11,723	7,944	2,974	13,085	1,752	10,819	41
2,616	1,613	527	476	6,189	2,324	2,259	869	536	258	737	55	624	42
1,532	847	351	334	3,700	1,218	1,355	603	356	187	524	38	443	43
1,084	766	176	142	2,489	1,106	904	266	180	71	213	17	181	44
41,059	25,611	5,995	9,453	81,599	30,907	27,490	10,854	7,408	2,716	12,348	1,697	10,195	45
188,715	113,457	25,960	49,298	349,975	127,750	112,038	49,214	34,175	11,255	60,973	10,851	47,244	46
6,919	4,444	1,170	1,305	15,434	6,076	5,547	1,971	1,349	459	1,840	298	1,386	47
2,514	1,408	515	591	5,790	1,930	2,100	872	599	204	888	142	655	48
4,405	3,036	655	714	9,644	4,146	3,447	1,099	750	255	952	156	731	49
181,796	109,013	24,790	47,993	334,541	121,674	106,491	47,243	32,826	10,796	59,133	10,553	45,858	50
128,065	77,152	24,509	26,404	292,329	105,415	105,217	41,837	29,897	7,492	39,860	5,496	29,575	51
54,848	31,488	13,787	9,573	147,766	50,499	56,571	22,715	15,014	4,472	17,981	1,775	12,307	52
35,768	19,593	9,459	6,716	98,505	31,840	37,478	15,772	9,982	3,701	13,415	1,208	9,738	53
19,080	11,895	4,328	2,857	49,261	18,659	18,093	6,943	5,032	771	4,566	567	2,569	54
73,217	45,664	10,722	16,831	144,563	54,916	48,646	19,122	14,883	3,020	21,879	3,720	17,268	55
3,790	1,938	1,222	630	12,158	3,734	4,717	2,055	1,081	571	1,652	156	1,162	56
3,420	1,721	1,140	559	11,211	3,400	4,379	1,917	984	543	1,515	133	1,063	57
2,462	1,154	875	433	8,350	2,420	3,222	1,483	706	456	1,225	93	863	58
958	567	265	126	2,861	980	1,157	434	278	87	290	40	200	59
370	217	82	71	947	334	338	138	97	28	137	23	99	60
6,314	3,549	1,730	1,035	18,800	6,259	7,152	2,872	1,775	652	2,517	264	1,640	61
5,338	2,956	1,530	852	16,467	5,407	6,259	2,542	1,516	600	2,259	229	1,432	62
3,905	2,098	1,173	634	12,502	3,969	4,689	1,983	1,105	520	1,861	169	1,160	63
1,433	858	357	218	3,965	1,438	1,570	559	411	80	398	60	272	64
976	593	200	183	2,333	852	893	330	259	52	258	35	208	65

TABLE 131. Families by number and age of children 24 years of age and under at home, and children in families by age group and activity, for counties and census divisions, rural farm, rural non-farm, and urban, 1951 - Continued

No.	Locality Localité	Total	Families by number of children Familles selon le nombre d'enfants										
			0	1	2	3	4	5	6	7	8	9	10+
			Manitoba - Con. - suite										
1	Division No. 3 .....	5,386	1,727	1,141	1,108	662	354	187	99	46	26	11	25
2	Rural - Rurale .....	5,048	1,577	1,066	1,053	626	340	183	96	45	26	11	25
3	Farm - Agricole .....	3,159	802	647	703	455	253	144	66	40	19	8	22
4	Non-farm - Non agricole .....	1,889	775	419	350	171	87	39	30	5	7	3	3
5	Urban - Urbaine .....	338	150	75	55	36	14	4	3	1	-	-	-
6	Division No. 4 .....	3,742	1,250	894	802	421	211	83	33	23	12	6	7
7	Rural - Rurale .....	3,461	1,127	829	737	402	205	80	33	23	12	6	7
8	Farm - Agricole .....	2,221	584	557	496	296	159	65	25	21	9	5	4
9	Non-farm - Non agricole .....	1,240	543	272	241	106	46	15	8	2	3	1	3
10	Urban - Urbaine .....	281	123	65	65	19	6	3	-	-	-	-	-
11	Division No. 5 .....	13,269	3,997	3,320	2,978	1,510	721	346	181	105	62	29	20
12	Rural - Rurale .....	6,267	1,866	1,387	1,245	793	428	234	129	86	56	25	18
13	Farm - Agricole .....	4,212	1,241	902	818	551	309	176	87	59	36	19	14
14	Non-farm - Non agricole .....	2,055	625	485	427	242	119	58	42	27	20	6	4
15	Urban - Urbaine .....	7,002	2,131	1,933	1,733	717	293	112	52	19	6	4	2
16	Division No. 6 .....	86,099	32,411	22,799	18,035	7,724	2,849	1,143	548	244	146	98	102
17	Rural - Rurale .....	4,835	1,241	965	939	651	368	242	161	89	69	51	59
18	Farm - Agricole .....	3,608	881	708	688	511	284	190	124	73	57	40	52
19	Non-farm - Non agricole .....	1,227	360	257	251	140	84	52	37	16	12	11	7
20	Urban - Urbaine .....	81,264	31,170	21,834	17,096	7,073	2,481	901	387	155	77	47	43
21	Division No. 7 .....	9,924	3,527	2,398	2,203	1,009	437	178	96	45	19	6	6
22	Rural - Rurale .....	4,872	1,581	1,091	1,088	594	276	126	58	33	15	5	5
23	Farm - Agricole .....	2,695	779	597	601	365	169	86	47	27	15	4	5
24	Non-farm - Non agricole .....	2,177	802	494	487	229	107	40	11	6	-	1	-
25	Urban - Urbaine .....	5,052	1,946	1,307	1,115	415	161	52	38	12	4	1	1
26	Division No. 8 .....	4,880	1,656	1,106	1,081	555	245	143	54	20	13	5	2
27	Rural - Rurale .....	3,590	1,105	794	834	435	209	124	52	17	13	5	2
28	Farm - Agricole .....	2,197	608	487	525	292	139	91	33	10	7	3	2
29	Non-farm - Non agricole .....	1,393	497	307	309	143	70	33	19	7	6	2	-
30	Urban - Urbaine .....	1,290	551	312	247	120	36	19	2	3	-	-	-
31	Division No. 9 .....	14,790	4,496	3,669	3,627	1,737	665	315	136	72	36	15	22
32	Rural - Rurale .....	4,147	1,292	864	899	530	256	138	77	42	25	10	14
33	Farm - Agricole .....	2,624	789	545	578	343	161	97	52	24	18	9	8
34	Non-farm - Non agricole .....	1,523	503	319	321	187	95	41	25	18	7	1	6
35	Urban - Urbaine .....	10,643	3,204	2,805	2,728	1,207	409	177	59	30	11	5	8
36	Division No. 10 .....	4,558	1,317	1,036	924	601	337	164	74	53	26	15	11
37	Rural - Rurale .....	3,789	1,024	834	769	530	307	152	72	51	25	14	11
38	Farm - Agricole .....	2,584	637	566	532	390	218	115	48	38	22	9	9
39	Non-farm - Non agricole .....	1,205	387	268	237	140	89	37	24	13	3	5	2
40	Urban - Urbaine .....	769	293	202	155	71	30	12	2	2	1	1	-
41	Division No. 11 .....	6,204	2,031	1,392	1,357	739	358	167	75	48	19	11	7
42	Rural - Rurale .....	5,665	1,842	1,258	1,241	681	334	158	70	46	18	11	6
43	Farm - Agricole .....	3,525	976	802	822	456	251	112	48	35	11	8	4
44	Non-farm - Non agricole .....	2,140	866	456	419	225	83	46	22	11	7	3	2
45	Urban - Urbaine .....	539	189	134	116	58	24	9	5	2	1	-	1
46	Division No. 12 .....	5,149	1,439	1,034	1,049	691	421	227	124	83	36	23	22
47	Rural - Rurale .....	4,825	1,346	952	977	645	403	219	121	81	36	23	22
48	Farm - Agricole .....	3,428	946	673	678	464	305	165	90	51	24	18	14
49	Non-farm - Non agricole .....	1,397	400	279	299	181	98	54	31	30	12	5	8
50	Urban - Urbaine .....	324	93	82	72	46	18	8	3	2	-	-	-
51	Division No. 13 .....	5,728	1,617	1,296	1,134	770	419	224	126	68	33	19	22
52	Rural - Rurale .....	4,191	1,112	916	791	587	337	193	118	65	32	18	22
53	Farm - Agricole .....	2,922	699	659	580	417	245	148	74	47	22	16	15
54	Non-farm - Non agricole .....	1,269	413	257	211	170	92	45	44	18	10	2	7
55	Urban - Urbaine .....	1,537	505	380	343	183	82	31	8	3	1	1	-
56	Division No. 14 .....	5,590	1,642	1,235	1,140	737	436	202	97	39	33	14	15
57	Rural - Rurale .....	5,044	1,438	1,105	1,035	686	408	191	85	37	31	14	14
58	Farm - Agricole .....	3,758	933	821	803	546	339	161	72	30	30	10	13
59	Non-farm - Non agricole .....	1,286	505	284	232	140	69	30	13	7	1	4	1
60	Urban - Urbaine .....	546	204	130	105	51	28	11	12	2	2	-	1
61	Division No. 15 .....	2,888	758	576	630	429	246	112	70	30	19	8	10
62	Rural - Rurale .....	2,331	582	462	507	355	206	98	61	28	16	8	8
63	Farm - Agricole .....	1,697	360	326	386	286	163	78	50	24	12	6	6
64	Non-farm - Non agricole .....	634	222	136	121	69	43	20	11	4	4	2	2
65	Urban - Urbaine .....	557	176	114	123	74	40	14	9	2	3	-	2

TABLEAU 131. Familles selon le nombre et l'âge des enfants de 24 ans et moins à la maison et enfants dans les familles, par groupe d'âge et selon l'activité, comtés et divisions de recensement, régions rurales agricoles, rurales non agricoles, et urbains, 1951 - suite

Familles with children by age of children — Familles avec enfants selon l'âge des enfants				Children by age and activity — Enfants selon l'âge et l'activité									No
Total	All under 14 — Tous enfants de moins de 14 ans	Under and over 14 — De moins et de plus de 14 ans	All over 14 — Tous enfants de plus de 14 ans	Total	Under 6 years — De moins de 6 ans	6-13 years — De 6-13 ans	14-17 years — 14-17 ans			18-24 years — 18-24 ans			
							Total	At school — A l'école	In labour force — Figurant à la main- d'oeuvre	Total	At school — A l'école	In labour force — Figurant à la main- d'oeuvre	
3,659	2,162	779	718	9,180	3,187	3,456	1,398	1,041	232	1,139	159	812	1
3,471	2,048	751	672	8,786	3,049	3,303	1,342	1,003	223	1,092	150	782	2
2,357	1,363	547	447	6,283	2,149	2,353	936	657	183	845	97	618	3
1,114	685	204	225	2,503	900	950	406	346	40	247	53	164	4
188	114	28	46	394	138	153	56	38	9	47	9	30	5
2,492	1,570	444	478	5,604	2,033	2,101	746	538	152	724	100	541	6
2,334	1,460	426	448	5,313	1,912	1,995	719	515	149	687	91	516	7
1,637	1,015	318	304	3,856	1,402	1,419	518	353	121	517	60	395	8
697	445	108	144	1,457	510	576	201	162	28	170	31	121	9
158	110	18	30	291	121	106	27	23	3	37	9	25	10
9,272	5,565	1,840	1,867	21,216	7,545	7,756	3,080	2,133	639	2,835	292	2,279	11
4,401	2,397	1,113	891	11,384	3,597	4,411	1,856	1,195	411	1,520	146	1,153	12
2,971	1,508	815	648	7,855	2,282	3,070	1,343	829	363	1,160	97	943	13
1,430	889	298	243	3,529	1,315	1,341	513	366	48	360	49	210	14
4,871	3,168	727	976	9,832	3,948	3,345	1,224	938	228	1,315	146	1,126	15
53,688	32,499	8,097	13,092	107,326	39,264	35,936	14,703	11,247	2,402	17,423	2,991	13,494	16
3,594	1,988	987	619	10,745	3,445	4,145	1,751	1,173	354	1,404	157	923	17
2,727	1,473	769	485	8,367	2,624	3,172	1,380	885	326	1,191	108	802	18
867	515	218	134	2,378	821	973	371	288	28	213	49	121	19
50,094	30,511	7,110	12,473	96,581	35,819	31,791	12,952	10,074	2,048	16,019	2,834	12,571	20
6,397	4,095	1,052	1,250	13,627	5,231	4,819	1,911	1,454	319	1,666	232	1,312	21
3,291	2,139	612	540	7,578	2,945	2,798	1,072	804	179	763	97	573	22
1,916	1,142	416	358	4,678	1,619	1,763	736	515	149	560	58	423	23
1,375	997	196	182	2,900	1,326	1,035	336	289	30	203	39	150	24
3,106	1,956	440	710	6,049	2,286	2,021	839	650	140	903	135	739	25
3,224	2,124	552	548	7,264	2,871	2,628	971	719	139	794	87	572	26
2,485	1,609	453	423	5,826	2,239	2,138	807	574	125	642	59	459	27
1,589	967	308	314	3,798	1,342	1,404	563	402	106	489	44	370	28
896	642	145	109	2,028	897	734	244	172	19	153	15	89	29
739	515	99	125	1,438	632	490	164	145	14	152	28	113	30
10,294	6,693	1,713	1,888	22,356	8,818	7,861	2,853	2,144	509	2,824	388	2,220	31
2,855	1,664	664	527	7,159	2,442	2,726	1,063	786	187	928	119	676	32
1,835	1,016	432	387	4,650	1,473	1,773	723	522	136	681	79	503	33
1,020	648	232	140	2,509	969	953	340	264	51	247	40	173	34
7,439	5,029	1,049	1,361	15,197	6,376	5,135	1,790	1,358	322	1,896	269	1,544	35
3,241	1,914	715	612	8,127	2,859	3,124	1,212	833	223	932	109	658	36
2,765	1,605	651	509	7,179	2,495	2,781	1,076	724	209	827	85	583	37
1,947	1,092	488	367	5,152	1,730	1,973	813	515	191	636	58	481	38
818	513	163	142	2,027	765	808	263	209	18	191	27	102	39
476	309	64	103	948	364	343	136	109	14	105	24	75	40
4,173	2,483	885	805	9,702	3,444	3,617	1,481	1,174	203	1,160	171	824	41
3,823	2,266	825	732	8,958	3,187	3,324	1,374	1,082	196	1,073	149	766	42
2,549	1,471	581	497	6,113	2,179	2,201	947	721	152	786	98	592	43
1,274	795	244	235	2,845	1,008	1,123	427	361	44	287	51	174	44
350	217	60	73	744	257	293	107	92	7	87	22	58	45
3,710	2,076	962	672	10,081	3,354	3,929	1,582	1,037	352	1,216	112	945	46
3,479	1,915	916	648	9,573	3,163	3,730	1,505	981	346	1,175	105	916	47
2,482	1,318	676	488	6,871	2,164	2,700	1,106	681	289	901	67	723	48
997	597	240	160	2,702	999	1,030	399	300	57	274	38	193	49
231	161	46	24	508	191	199	77	56	6	41	7	29	50
4,111	2,375	1,038	698	10,567	3,556	4,210	1,628	1,193	263	1,173	140	843	51
3,079	1,736	833	510	8,383	2,792	3,380	1,302	921	224	909	84	644	52
2,223	1,224	602	397	6,038	1,978	2,374	963	633	200	723	61	536	53
856	512	231	113	2,345	814	1,006	339	288	24	186	23	108	54
1,032	639	205	188	2,184	764	830	326	272	39	264	56	199	55
3,948	2,211	991	746	9,889	3,305	3,799	1,589	1,068	313	1,196	131	860	56
3,606	2,013	923	670	9,117	3,020	3,520	1,463	963	301	1,114	111	805	57
2,825	1,543	762	520	7,342	2,407	2,809	1,174	750	259	952	78	715	58
781	470	161	150	1,775	613	711	289	213	42	162	33	90	59
342	198	68	76	772	285	279	126	105	12	82	20	55	60
2,130	1,206	579	345	5,626	1,882	2,184	876	571	182	684	68	493	61
1,749	960	493	296	4,702	1,528	1,827	754	502	160	593	54	434	62
1,337	720	388	229	3,680	1,195	1,403	590	385	133	492	39	365	63
412	240	105	67	1,022	333	424	164	117	27	101	15	69	64
381	246	86	49	924	354	357	122	69	22	91	14	59	65

TABLE 131. Families by number and age of children 24 years of age and under at home, and children in families by age group and activity, for counties and census divisions, rural farm, rural non-farm, and urban, 1951 - Continued

No.	Locality — Localité	Total	Families by number of children — Familles selon le nombre d'enfants										
			0	1	2	3	4	5	6	7	8	9	10+
<b>Manitoba - Con.-fin</b>													
1	Division No. 16 .....	9,656	2,034	2,310	2,035	1,320	788	446	327	206	98	49	43
2	Rural - Rurale .....	6,505	1,347	1,415	1,213	907	601	378	286	187	88	46	37
3	Farm - Agricole .....	1,326	320	287	246	161	133	68	33	33	19	13	13
4	Non-farm - Non agricole ....	5,179	1,027	1,128	967	746	468	310	253	154	69	33	24
5	Urban - Urbaine .....	3,151	687	895	822	413	187	68	41	19	10	3	6
6	Saskatchewan .....	196,188	59,467	44,841	41,448	24,142	12,478	6,400	3,423	1,917	999	528	545
7	Rural - Rurale .....	132,636	37,645	28,353	27,518	17,577	9,829	5,290	2,900	1,665	889	479	491
8	Farm - Agricole .....	90,069	23,386	19,086	18,994	12,559	7,140	3,907	2,174	1,315	705	392	411
9	Non-farm - Non agricole ....	42,567	14,259	9,267	8,524	5,018	2,689	1,383	726	350	184	87	80
10	Urban - Urbaine .....	63,552	21,822	16,488	13,930	6,565	2,649	1,110	523	252	110	49	54
11	Division No. 1 .....	8,368	2,490	1,946	1,714	1,016	613	288	140	79	39	22	21
12	Rural - Rurale .....	7,365	2,130	1,691	1,535	906	552	265	129	77	37	22	21
13	Farm - Agricole .....	4,463	1,129	1,008	939	599	380	188	93	65	30	17	15
14	Non-farm - Non agricole ....	2,902	1,001	683	596	307	172	77	36	12	7	5	6
15	Urban - Urbaine .....	1,003	360	255	179	110	61	23	11	2	2	-	-
16	Division No. 2 .....	7,650	2,315	1,779	1,651	935	455	257	114	66	43	20	15
17	Rural - Rurale .....	6,333	1,888	1,413	1,369	792	403	230	102	64	38	19	15
18	Farm - Agricole .....	4,031	1,073	893	917	527	269	168	78	45	32	16	13
19	Non-farm - Non agricole ....	2,302	815	520	452	265	134	62	24	19	6	3	2
20	Urban - Urbaine .....	1,317	427	366	282	143	52	27	12	2	5	1	-
21	Division No. 3 .....	7,022	2,271	1,531	1,387	872	460	233	131	64	33	14	26
22	Rural - Rurale .....	6,281	2,005	1,354	1,251	803	422	210	114	58	26	13	25
23	Farm - Agricole .....	4,162	1,292	908	852	518	281	145	79	38	19	12	18
24	Non-farm - Non agricole ....	2,119	713	446	399	285	141	65	35	20	7	1	7
25	Urban - Urbaine .....	741	266	177	136	69	38	23	17	6	7	1	1
26	Division No. 4 .....	4,050	1,439	887	804	445	256	103	56	30	11	8	11
27	Rural - Rurale .....	3,224	1,127	704	628	361	215	86	50	27	9	7	10
28	Farm - Agricole .....	2,332	809	518	448	257	157	65	34	20	8	7	9
29	Non-farm - Non agricole ....	892	318	186	180	104	58	21	16	7	1	-	1
30	Urban - Urbaine .....	826	312	183	176	84	41	17	6	3	2	1	1
31	Division No. 5 .....	11,584	3,417	2,621	2,507	1,490	745	373	198	103	60	44	26
32	Rural - Rurale .....	9,866	2,835	2,177	2,140	1,309	662	346	177	97	56	43	24
33	Farm - Agricole .....	6,500	1,554	1,428	1,492	963	481	271	135	77	42	38	19
34	Non-farm - Non agricole ....	3,366	1,281	749	648	346	181	75	42	20	14	5	5
35	Urban - Urbaine .....	1,718	582	444	367	181	83	27	21	6	4	1	2
36	Division No. 6 .....	28,378	9,656	7,106	6,093	3,031	1,310	596	272	158	76	39	41
37	Rural - Rurale .....	9,738	3,068	2,163	1,974	1,258	620	303	161	87	51	24	29
38	Farm - Agricole .....	6,151	1,668	1,350	1,357	866	447	209	115	63	38	17	21
39	Non-farm - Non agricole ....	3,587	1,400	813	617	392	173	94	46	24	13	7	8
40	Urban - Urbaine .....	18,640	6,588	4,943	4,119	1,773	690	293	111	71	25	15	12
41	Division No. 7 .....	12,607	4,318	2,972	2,654	1,377	700	294	130	77	37	23	25
42	Rural - Rurale .....	6,255	1,984	1,355	1,315	750	441	204	93	48	28	19	18
43	Farm - Agricole .....	4,276	1,284	939	903	530	309	153	69	34	23	18	14
44	Non-farm - Non agricole ....	1,979	700	416	412	220	132	51	24	14	5	1	4
45	Urban - Urbaine .....	6,352	2,334	1,617	1,339	627	259	90	37	29	9	4	7
46	Division No. 8 .....	8,696	2,765	2,008	1,901	1,083	515	215	103	44	34	10	18
47	Rural - Rurale .....	6,431	1,978	1,448	1,417	832	413	171	84	34	32	10	12
48	Farm - Agricole .....	3,983	1,151	890	900	527	268	115	63	26	26	6	11
49	Non-farm - Non agricole ....	2,448	827	558	517	305	145	56	21	8	6	4	1
50	Urban - Urbaine .....	2,265	787	560	484	251	102	44	19	10	2	-	6
51	Division No. 9 .....	13,135	3,735	2,943	2,909	1,756	858	431	244	127	65	39	28
52	Rural - Rurale .....	10,294	2,723	2,229	2,274	1,463	738	390	228	121	61	39	28
53	Farm - Agricole .....	7,885	1,945	1,710	1,760	1,158	571	331	192	107	53	32	26
54	Non-farm - Non agricole ....	2,409	778	519	514	305	167	59	36	14	8	7	2
55	Urban - Urbaine .....	2,841	1,012	714	635	293	120	41	16	6	4	-	-
56	Division No. 10 .....	8,596	2,325	1,812	1,804	1,176	669	365	207	120	63	25	30
57	Rural - Rurale .....	8,002	2,140	1,664	1,677	1,098	637	354	198	117	63	24	30
58	Farm - Agricole .....	5,861	1,383	1,212	1,269	835	516	274	169	102	55	19	27
59	Non-farm - Non agricole ....	2,141	757	452	408	263	121	80	29	15	8	5	3
60	Urban - Urbaine .....	594	185	148	127	78	32	11	9	3	-	1	-

TABLEAU 131. Familles selon le nombre et l'âge des enfants de 24 ans et moins à la maison et enfants dans les familles, par groupe d'âge et selon l'activité, comtés et divisions de recensement, régions rurales agricoles, rurales non agricoles, et urbains, 1951 - suite

Familles with children by age of children Familles avec enfants selon l'âge des enfants				Children by age and activity Enfants selon l'âge et l'activité									No
Total	All under 14 Tous enfants de moins de 14 ans	Under and over 14 De moins et plus de 14 ans	All over 14 Tous enfants de plus de 14 ans	Total	Under 6 years De moins de 6 ans	6-13 years De 6-13 ans	14-17 years 14-17 ans			18-24 years 18-24 ans			
							Total	At school À l'école	In labour force Figurant à la main-d'oeuvre	Total	At school À l'école	In labour force Figurant à la main-d'oeuvre	
7,622	4,692	1,910	1,020	20,806	8,073	7,928	2,880	1,889	341	1,925	95	920	1
5,158	3,011	1,470	677	15,385	5,878	5,855	2,172	1,291	265	1,480	6	582	2
1,006	489	309	208	2,970	907	1,153	514	323	117	396	2	249	3
4,152	2,522	1,161	469	12,415	4,971	4,702	1,658	963	148	1,084	4	333	4
2,464	1,681	440	343	5,421	2,195	2,073	708	598	76	445	89	338	5
136,721	79,562	30,752	26,407	334,683	117,093	122,821	52,572	40,034	7,459	42,167	6,961	28,560	6
94,991	53,680	23,850	17,461	247,664	83,975	93,210	39,995	29,499	5,125	30,484	4,383	20,037	7
66,683	36,741	17,381	12,561	178,710	59,694	66,311	29,032	20,434	5,215	23,973	2,919	16,400	8
28,308	16,939	6,469	4,900	68,954	24,281	27,199	10,963	9,065	910	6,511	1,464	3,637	9
41,730	25,882	6,902	8,946	86,989	33,118	29,611	12,577	10,535	1,334	11,683	2,578	8,523	10
5,878	3,499	1,273	1,106	14,447	5,183	5,248	2,264	1,749	335	1,752	216	1,288	11
5,235	3,090	1,166	979	13,049	4,674	4,724	2,061	1,578	319	1,590	184	1,170	12
3,334	1,914	800	620	8,714	3,115	3,060	1,372	984	257	1,167	110	885	13
1,901	1,176	366	359	4,335	1,559	1,664	689	594	62	423	74	285	14
643	409	107	127	1,398	509	524	203	171	16	162	32	118	15
5,335	3,184	1,172	979	12,819	4,481	4,799	2,009	1,639	241	1,530	247	1,128	16
4,445	2,620	1,030	795	10,982	3,774	4,154	1,738	1,400	225	1,316	196	977	17
2,958	1,695	708	555	7,545	2,573	2,743	1,206	921	189	1,023	116	791	18
1,487	925	322	240	3,437	1,201	1,411	532	479	36	293	80	186	19
890	564	142	184	1,837	707	645	271	239	16	214	51	151	20
4,751	2,715	1,035	1,001	11,838	4,116	4,202	1,880	1,527	197	1,640	261	1,122	21
4,276	2,439	938	899	10,696	3,738	3,805	1,703	1,371	181	1,450	213	999	22
2,870	1,561	642	667	7,217	2,512	2,399	1,164	897	151	1,142	132	814	23
1,406	878	296	232	3,479	1,226	1,406	539	474	30	308	81	185	24
475	276	97	102	1,142	378	397	177	156	16	190	48	123	25
2,611	1,471	565	575	6,189	2,088	2,263	1,045	854	120	793	152	537	26
2,097	1,169	460	468	5,061	1,689	1,849	855	680	109	668	98	471	27
1,523	825	327	371	3,702	1,235	1,296	640	489	92	531	69	382	28
574	344	133	97	1,359	454	553	215	191	17	137	29	89	29
514	302	105	107	1,128	399	414	190	174	11	125	54	66	30
8,167	4,658	1,958	1,551	20,023	6,758	7,440	3,321	2,418	516	2,504	330	1,711	31
7,031	3,961	1,750	1,320	17,604	5,889	6,571	2,935	2,077	488	2,209	268	1,496	32
4,946	2,784	1,270	892	12,823	4,305	4,738	2,071	1,357	430	1,709	162	1,207	33
2,085	1,177	480	428	4,781	1,584	1,833	864	720	58	500	106	289	34
1,136	697	208	231	2,419	869	869	386	341	28	295	62	215	35
18,722	11,338	3,368	4,016	40,750	15,192	13,896	5,988	4,810	743	5,674	1,056	4,024	36
6,670	3,915	1,484	1,271	16,396	5,800	5,992	2,590	2,028	322	2,014	319	1,230	37
4,483	2,602	1,037	844	11,316	4,014	4,008	1,787	1,332	271	1,507	203	968	38
2,187	1,313	447	427	5,080	1,786	1,984	803	696	51	507	116	262	39
12,052	7,423	1,884	2,745	24,354	9,392	7,904	3,398	2,782	421	3,660	737	2,794	40
8,289	5,066	1,583	1,640	18,779	6,856	6,807	2,846	2,295	341	2,270	414	1,612	41
4,271	2,548	924	799	10,506	3,720	3,952	1,658	1,336	195	1,176	217	766	42
2,992	1,779	652	561	7,487	2,650	2,783	1,136	876	166	918	143	609	43
1,279	769	272	238	3,019	1,070	1,169	522	460	29	258	74	157	44
4,018	2,518	659	841	8,273	3,136	2,855	1,188	959	146	1,094	197	846	45
5,931	3,563	1,248	1,120	13,674	4,905	5,039	2,086	1,648	253	1,644	327	1,096	46
4,453	2,637	967	849	10,500	3,715	3,905	1,592	1,240	207	1,288	240	847	47
2,832	1,642	650	540	6,857	2,432	2,470	1,008	733	156	947	135	647	48
1,621	995	317	309	3,643	1,283	1,435	584	507	51	341	105	200	49
1,478	926	221	271	3,174	1,190	1,134	494	408	46	356	87	249	50
9,400	5,131	2,472	1,797	23,144	7,369	8,670	3,997	2,920	631	3,108	480	2,110	51
7,571	3,996	2,165	1,410	19,426	6,028	7,373	3,395	2,407	571	2,630	379	1,766	52
5,940	3,058	1,741	1,141	15,539	4,713	5,846	2,721	1,833	525	2,259	291	1,570	53
1,631	938	424	269	3,887	1,315	1,527	674	574	46	371	88	196	54
1,829	1,135	307	387	3,718	1,341	1,297	602	513	60	478	101	344	55
6,271	3,499	1,665	1,107	16,578	5,544	6,237	2,732	1,970	458	2,065	293	1,346	56
5,862	3,256	1,579	1,027	15,675	5,212	5,915	2,590	1,859	446	1,958	264	1,276	57
4,478	2,428	1,257	793	12,316	4,060	4,583	2,032	1,399	399	1,641	178	1,128	58
1,384	828	322	234	3,359	1,152	1,332	558	460	47	317	86	148	59
409	243	86	80	903	332	322	142	111	12	107	29	70	60

**TABLE 131. Families by number and age of children 24 years of age and under at home, and children in families by age group and activity, for counties and census divisions, rural farm, rural non-farm, and urban, 1951 - Continued**

No.	Locality - Localité	Total	Families by number of children - Familles selon le nombre d'enfants										
			0	1	2	3	4	5	6	7	8	9	10+
<b>Saskatchewan - Con.-fin</b>													
1	Division No. 11 .....	21,123	7,226	5,270	4,581	2,266	943	433	215	105	40	26	18
2	Rural - Rurale .....	6,789	2,185	1,410	1,439	831	444	230	118	84	22	17	9
3	Farm - Agricole .....	4,236	1,234	862	917	568	295	181	81	61	17	13	7
4	Non-farm - Non agricole .....	2,553	951	548	522	263	149	49	37	23	5	4	2
5	Urban - Urbaine .....	14,334	5,041	3,860	3,142	1,435	499	203	97	21	18	9	9
6	Division No. 12 .....	6,701	2,239	1,407	1,369	845	405	217	114	55	28	13	9
7	Rural - Rurale .....	5,406	1,817	1,080	1,082	710	359	184	89	45	23	10	7
8	Farm - Agricole .....	3,796	1,223	741	772	521	275	136	63	33	18	8	6
9	Non-farm - Non agricole .....	1,610	594	339	310	189	84	48	26	12	5	2	1
10	Urban - Urbaine .....	1,295	422	327	287	135	46	33	25	10	5	3	2
11	Division No. 13 .....	7,093	2,116	1,546	1,409	907	493	266	173	82	40	23	38
12	Rural - Rurale .....	5,923	1,710	1,265	1,165	762	448	243	155	77	39	22	37
13	Farm - Agricole .....	4,015	1,067	840	759	572	323	179	123	63	33	20	36
14	Non-farm - Non agricole .....	1,908	643	425	406	190	125	64	32	14	6	2	1
15	Urban - Urbaine .....	1,170	406	281	244	145	45	23	18	5	1	1	1
16	Division No. 14 .....	14,008	3,536	3,124	3,003	1,973	1,119	601	294	167	90	47	52
17	Rural - Rurale .....	11,697	2,811	2,553	2,466	1,692	1,002	556	278	155	87	47	50
18	Farm - Agricole .....	8,392	1,934	1,801	1,725	1,240	768	414	223	133	71	39	44
19	Non-farm - Non agricole .....	3,305	877	752	741	452	234	142	55	22	16	8	6
20	Urban - Urbaine .....	2,309	725	571	537	281	117	45	16	12	3	-	2
21	Division No. 15 .....	17,795	4,504	3,801	3,701	2,404	1,412	822	499	302	163	83	104
22	Rural - Rurale .....	12,868	3,035	2,601	2,598	1,817	1,117	685	435	264	144	76	96
23	Farm - Agricole .....	9,576	2,030	1,912	1,918	1,400	904	542	357	235	123	71	84
24	Non-farm - Non agricole .....	3,292	1,005	689	680	417	213	143	78	29	21	5	12
25	Urban - Urbaine .....	4,927	1,469	1,200	1,103	587	295	137	64	38	19	7	8
26	Division No. 16 .....	9,903	2,754	2,125	2,055	1,305	735	404	245	144	75	35	26
27	Rural - Rurale .....	8,053	2,173	1,656	1,617	1,109	643	374	221	129	72	34	25
28	Farm - Agricole .....	5,949	1,483	1,193	1,173	870	507	308	181	115	65	30	24
29	Non-farm - Non agricole .....	2,104	690	463	444	239	136	66	40	14	7	4	1
30	Urban - Urbaine .....	1,850	581	469	438	196	92	30	24	15	3	1	1
31	Division No. 17 .....	6,600	1,835	1,381	1,375	869	492	276	154	105	50	35	28
32	Rural - Rurale .....	5,577	1,559	1,113	1,135	742	438	248	137	96	49	32	28
33	Farm - Agricole .....	4,034	1,064	801	823	540	344	189	99	83	41	26	24
34	Non-farm - Non agricole .....	1,543	495	312	312	202	94	59	38	13	8	6	4
35	Urban - Urbaine .....	1,023	276	268	240	127	54	28	17	9	1	3	-
36	Division No. 18 .....	2,881	526	582	531	392	298	226	134	89	52	22	29
37	Rural - Rurale .....	2,534	477	477	436	342	275	211	131	85	52	21	27
38	Farm - Agricole .....	427	63	80	70	68	45	39	20	15	11	3	13
39	Non-farm - Non agricole .....	2,107	414	397	366	274	230	172	111	70	41	18	14
40	Urban - Urbaine .....	347	49	105	95	50	23	15	3	4	-	1	2
41	<b>Alberta .....</b>	<b>223,326</b>	<b>66,168</b>	<b>53,378</b>	<b>49,733</b>	<b>27,211</b>	<b>13,476</b>	<b>6,543</b>	<b>3,291</b>	<b>1,705</b>	<b>895</b>	<b>470</b>	<b>456</b>
42	Rural - Rurale .....	108,852	27,610	23,350	23,568	15,345	8,740	4,743	2,540	1,385	767	406	398
43	Farm - Agricole .....	76,216	18,626	15,926	16,217	11,056	6,531	3,591	1,934	1,069	615	320	331
44	Non-farm - Non agricole .....	32,636	8,984	7,424	7,351	4,289	2,209	1,152	606	316	152	86	67
45	Urban - Urbaine .....	114,474	38,558	30,028	26,165	11,866	4,736	1,800	751	320	128	64	58
46	Division No. 1 .....	8,874	2,783	2,045	1,942	1,074	522	263	123	52	27	18	25
47	Rural - Rurale .....	3,699	944	786	839	483	287	175	85	41	20	16	23
48	Farm - Agricole .....	2,676	640	567	585	363	215	140	71	39	20	14	22
49	Non-farm - Non agricole .....	1,023	304	219	254	120	72	35	14	2	-	2	1
50	Urban - Urbaine .....	5,175	1,839	1,259	1,103	591	235	88	38	11	7	2	2
51	Division No. 2 .....	17,165	4,960	4,072	3,863	2,000	1,120	528	276	154	85	47	60
52	Rural - Rurale .....	6,932	1,597	1,496	1,463	949	614	337	194	117	72	40	53
53	Farm - Agricole .....	4,610	983	958	951	644	458	237	150	86	62	31	50
54	Non-farm - Non agricole .....	2,322	614	538	512	305	156	100	44	31	10	9	3
55	Urban - Urbaine .....	10,233	3,363	2,576	2,400	1,051	506	191	82	37	13	7	7
56	Division No. 3 .....	3,970	1,031	893	921	557	300	136	65	41	14	6	6
57	Rural - Rurale .....	3,180	793	719	704	473	256	118	58	36	12	5	6
58	Farm - Agricole .....	2,066	486	459	444	310	178	95	44	30	10	4	6
59	Non-farm - Non agricole .....	1,114	307	260	260	163	78	23	14	6	2	1	-
60	Urban - Urbaine .....	790	238	174	217	84	44	18	7	5	2	1	-



**TABEAU 131. Familles selon le nombre et l'âge des enfants de 24 ans et moins à la maison et enfants dans les familles, par groupe d'âge et selon l'activité, comtés et divisions de recensement, régions rurales agricoles, rurales non agricoles, et urbains, 1951 - suite**

Familles with children by age of children — Familles avec enfants selon l'âge des enfants				Children by age and activity — Enfants selon l'âge et l'activité									No
Total	All under 14 — Tous enfants de moins de 14 ans	Under and over 14 — De moins et de plus de 14 ans	All over 14 — Tous enfants de plus de 14 ans	Total	Under 6 years — De moins de 6 ans	6-13 years — De 6-13 ans	14-17 years — 14-17 ans			18-24 years — 18-24 ans			
							Total	At school — A l'école	In labour force — Figurant à la main-d'oeuvre	Total	At school — A l'école	In labour force — Figurant à la main-d'oeuvre	
13,897	8,438	2,334	3,125	29,932	11,267	10,160	4,287	3,540	488	4,218	990	2,886	1
4,604	2,702	1,013	889	11,426	4,046	4,247	1,747	1,371	229	1,386	254	924	2
3,002	1,734	689	579	7,723	2,710	2,809	1,195	897	187	1,009	151	697	3
1,602	968	324	310	3,703	1,336	1,438	552	474	42	377	103	227	4
9,293	5,736	1,321	2,236	18,506	7,221	5,913	2,540	2,169	259	2,832	736	1,962	5
4,462	2,652	954	856	10,889	3,740	4,245	1,648	1,354	182	1,256	244	800	6
3,589	2,114	800	675	8,926	3,008	3,526	1,348	1,092	152	1,044	201	644	7
2,573	1,495	571	507	6,515	2,212	2,513	963	758	134	827	136	539	8
1,016	619	229	168	2,411	796	1,013	385	334	18	217	65	105	9
873	538	154	181	1,963	732	719	300	262	30	212	43	156	10
4,977	2,870	1,153	954	12,938	4,563	4,736	2,073	1,607	246	1,566	262	1,007	11
4,213	2,395	1,015	803	11,268	3,944	4,137	1,826	1,391	230	1,361	213	866	12
2,948	1,647	744	557	8,274	2,874	2,989	1,345	970	195	1,066	136	697	13
1,265	748	271	246	2,994	1,070	1,148	481	421	35	295	77	169	14
764	475	138	151	1,670	619	599	247	216	18	205	49	141	15
10,470	6,143	2,639	1,688	27,156	9,384	10,575	4,295	3,083	711	2,902	363	2,075	16
8,886	5,131	2,359	1,396	23,751	8,078	9,307	3,782	2,652	663	2,584	289	1,839	17
6,458	3,622	1,795	1,041	17,768	5,869	6,913	2,867	1,934	569	2,119	206	1,559	18
2,428	1,509	564	355	5,983	2,209	2,394	915	718	94	465	93	280	19
1,584	1,012	280	292	3,405	1,306	1,268	513	431	48	318	64	236	20
13,291	7,258	3,592	2,441	36,450	12,054	13,626	6,096	4,332	1,057	4,674	782	2,963	21
9,833	5,153	2,874	1,806	28,468	9,114	10,737	4,863	3,318	920	3,754	590	2,294	22
7,546	3,835	2,289	1,422	22,589	7,184	8,328	3,885	2,506	828	3,192	430	1,996	23
2,287	1,318	585	384	5,879	1,930	2,409	978	812	92	562	160	298	24
3,458	2,105	718	635	7,982	2,940	2,889	1,233	1,014	137	920	192	669	25
7,149	3,975	1,837	1,337	18,796	6,315	7,058	3,019	2,263	438	2,404	350	1,539	26
5,880	3,171	1,607	1,102	16,053	5,274	6,084	2,619	1,919	402	2,076	280	1,305	27
4,466	2,322	1,301	843	12,668	4,100	4,741	2,067	1,453	353	1,760	211	1,111	28
1,414	849	306	259	3,385	1,174	1,343	552	466	49	316	69	194	29
1,269	804	230	235	2,743	1,041	974	400	344	36	328	70	234	30
4,765	2,714	1,187	864	12,759	4,371	4,980	2,007	1,482	326	1,401	177	911	31
4,018	2,229	1,043	746	11,074	3,694	4,352	1,784	1,290	303	1,244	154	786	32
2,970	1,621	774	575	8,382	2,748	3,286	1,358	953	267	990	101	671	33
1,048	608	269	171	2,692	946	1,066	426	337	36	254	53	115	34
747	485	144	118	1,685	677	628	223	192	23	157	23	125	35
2,355	1,388	717	250	7,492	2,907	2,840	979	543	176	766	17	405	36
2,057	1,154	676	227	6,803	2,578	2,580	909	490	163	736	14	381	37
364	177	134	53	1,275	388	506	215	142	46	166	9	129	38
1,693	977	542	174	5,528	2,190	2,074	694	348	117	570	5	252	39
298	234	41	23	689	329	260	70	53	13	30	3	24	40
<b>157,158</b>	<b>96,513</b>	<b>31,582</b>	<b>29,063</b>	<b>369,083</b>	<b>136,155</b>	<b>134,542</b>	<b>53,974</b>	<b>41,912</b>	<b>7,448</b>	<b>44,412</b>	<b>8,113</b>	<b>30,731</b>	<b>41</b>
81,242	46,778	20,318	14,146	214,226	73,160	81,982	33,806	25,409	5,001	25,278	3,964	16,664	42
57,590	31,510	15,379	10,701	156,089	50,623	59,266	25,689	18,949	4,225	20,511	2,895	13,947	43
23,652	15,268	4,939	3,445	58,137	22,537	22,716	8,117	6,460	776	4,767	1,069	2,717	44
75,916	49,735	11,264	14,917	154,857	62,995	52,560	20,168	16,503	2,447	19,134	4,149	14,067	45
6,091	3,689	1,214	1,188	14,306	5,069	5,227	2,157	1,653	324	1,853	312	1,313	46
2,755	1,593	661	501	7,288	2,455	2,721	1,153	870	189	959	148	643	47
2,036	1,144	521	371	5,611	1,835	2,076	894	645	170	806	99	564	48
719	449	140	130	1,677	620	645	259	225	19	153	49	79	49
3,336	2,096	553	687	7,018	2,614	2,506	1,004	783	135	894	164	670	50
12,205	7,348	2,583	2,274	29,400	10,565	10,713	4,437	3,461	576	3,685	775	2,391	51
5,335	3,008	1,411	916	14,901	5,005	5,589	2,398	1,765	357	1,909	338	1,153	52
3,627	1,958	1,030	639	10,626	3,448	3,892	1,781	1,273	309	1,505	260	909	53
1,708	1,050	381	277	4,275	1,557	1,697	617	492	48	404	78	244	54
6,870	4,340	1,172	1,358	14,499	5,560	5,124	2,039	1,696	219	1,776	437	1,238	55
2,939	1,849	621	469	7,199	2,656	2,735	1,000	802	133	808	151	570	56
2,387	1,502	510	375	5,971	2,215	2,249	816	658	104	691	135	476	57
1,580	937	364	279	4,124	1,453	1,510	602	476	86	559	101	384	58
807	565	146	96	1,847	762	739	214	182	18	132	34	92	59
552	347	111	94	1,228	441	486	184	144	29	117	16	94	60

TABLE 131. Families by number and age of children 24 years of age and under at home, and children in families by age group and activity, for counties and census divisions, rural farm, rural non-farm, and urban, 1951 - Continued

No.	Locality Localité	Total	Families by number of children Familles selon le nombre d'enfants										
			0	1	2	3	4	5	6	7	8	9	10+
			Alberta - Con. - suite										
1	Division No. 4.....	7,005	1,984	1,606	1,643	966	429	180	91	50	26	18	12
2	Rural - Rurale.....	5,972	1,621	1,391	1,410	831	383	160	77	48	24	15	12
3	Farm - Agricole.....	3,683	970	851	864	510	256	108	51	32	19	11	11
4	Non-farm - Non agricole....	2,289	651	540	546	321	127	52	26	16	5	4	1
5	Urban - Urbaine.....	1,033	363	215	233	135	46	20	14	2	2	3	-
6	Division No. 5.....	3,858	1,205	936	799	479	239	108	42	26	10	11	3
7	Rural - Rurale.....	3,050	943	728	618	402	193	90	33	22	8	10	3
8	Farm - Agricole.....	2,000	621	479	367	269	134	69	28	16	5	9	3
9	Non-farm - Non agricole....	1,050	322	249	251	133	59	21	5	6	3	1	-
10	Urban - Urbaine.....	808	262	208	181	77	46	18	9	4	2	1	-
11	Division No. 6.....	49,516	17,234	12,941	11,066	4,988	1,916	723	345	169	70	27	37
12	Rural - Rurale.....	9,760	2,665	2,249	2,157	1,340	664	322	178	102	37	22	24
13	Farm - Agricole.....	6,276	1,681	1,417	1,383	867	446	229	122	69	28	17	17
14	Non-farm - Non agricole....	3,484	984	832	774	473	218	93	56	33	9	5	7
15	Urban - Urbaine.....	39,756	14,569	10,692	8,909	3,648	1,252	401	167	67	33	5	13
16	Division No. 7.....	6,948	2,087	1,497	1,447	939	483	230	133	69	32	16	15
17	Rural - Rurale.....	6,439	1,902	1,368	1,348	890	456	219	129	66	32	15	14
18	Farm - Agricole.....	4,144	1,148	845	845	584	334	175	105	52	29	14	13
19	Non-farm - Non agricole....	2,295	754	523	503	306	122	44	24	14	3	1	1
20	Urban - Urbaine.....	509	185	129	99	49	27	11	4	3	-	1	1
21	Division No. 8.....	17,200	4,900	3,895	3,917	2,265	1,190	522	259	115	77	29	31
22	Rural - Rurale.....	11,223	2,985	2,385	2,543	1,563	895	421	212	98	68	27	26
23	Farm - Agricole.....	8,839	2,221	1,877	1,992	1,288	736	338	185	89	63	25	25
24	Non-farm - Non agricole....	2,384	764	508	551	275	159	83	27	9	5	2	1
25	Urban - Urbaine.....	5,977	1,915	1,510	1,374	702	295	101	47	17	9	2	5
26	Division No. 9.....	7,443	2,095	1,642	1,568	1,050	569	266	133	66	25	9	20
27	Rural - Rurale.....	6,736	1,887	1,456	1,393	955	539	261	132	63	23	9	18
28	Farm - Agricole.....	4,556	1,219	946	919	672	413	201	96	52	16	7	15
29	Non-farm - Non agricole....	2,180	668	510	474	283	126	60	36	11	7	2	3
30	Urban - Urbaine.....	707	208	186	175	95	30	5	1	3	2	-	2
31	Division No. 10.....	11,719	3,082	2,562	2,622	1,691	890	461	213	98	53	26	21
32	Rural - Rurale.....	10,277	2,616	2,200	2,325	1,524	809	426	195	93	48	21	20
33	Farm - Agricole.....	7,988	1,953	1,647	1,790	1,225	671	360	174	85	45	21	17
34	Non-farm - Non agricole....	2,289	663	553	535	299	138	66	21	8	3	-	3
35	Urban - Urbaine.....	1,442	466	362	297	167	81	35	18	5	5	5	1
36	Division No. 11.....	55,306	16,953	14,072	12,847	6,345	2,832	1,239	537	251	116	59	55
37	Rural - Rurale.....	10,952	2,737	2,338	2,524	1,558	888	434	225	111	72	28	37
38	Farm - Agricole.....	7,883	1,960	1,621	1,745	1,138	684	347	179	92	62	24	31
39	Non-farm - Non agricole....	3,069	777	717	779	420	204	87	46	19	10	4	6
40	Urban - Urbaine.....	44,354	14,216	11,734	10,323	4,787	1,944	805	312	140	44	31	18
41	Division No. 12.....	4,009	1,044	909	877	536	318	170	85	37	16	11	6
42	Rural - Rurale.....	3,523	918	754	778	475	285	163	81	37	16	11	5
43	Farm - Agricole.....	1,895	492	386	405	260	156	105	50	23	9	5	4
44	Non-farm - Non agricole....	1,628	426	368	373	215	129	58	31	14	7	6	1
45	Urban - Urbaine.....	486	126	155	99	61	33	7	4	-	-	-	1
46	Division No. 13.....	6,167	1,288	1,175	1,135	892	607	439	268	152	119	44	48
47	Rural - Rurale.....	5,620	1,154	1,039	1,038	818	560	413	253	142	114	42	47
48	Farm - Agricole.....	4,503	862	815	822	682	476	343	211	120	97	36	39
49	Non-farm - Non agricole....	1,117	292	224	216	136	84	70	42	22	17	6	8
50	Urban - Urbaine.....	547	134	136	97	74	47	26	15	10	5	2	1
51	Division No. 14.....	10,520	2,506	2,274	2,273	1,503	886	513	281	151	69	41	23
52	Rural - Rurale.....	9,390	2,239	1,950	1,988	1,366	821	485	266	146	67	39	23
53	Farm - Agricole.....	7,649	1,800	1,563	1,606	1,124	683	420	220	121	56	35	21
54	Non-farm - Non agricole....	1,741	439	387	382	242	138	65	46	25	11	4	2
55	Urban - Urbaine.....	1,130	267	324	285	137	65	28	15	5	2	2	-
56	Division No. 15.....	4,397	954	892	854	641	402	264	144	106	64	36	40
57	Rural - Rurale.....	3,518	724	686	643	513	353	239	132	98	62	34	34
58	Farm - Agricole.....	2,186	450	412	399	334	217	149	76	63	41	23	22
59	Non-farm - Non agricole....	1,332	274	274	244	179	136	90	56	35	21	11	12
60	Urban - Urbaine.....	879	230	206	211	128	49	25	12	8	2	2	6
61	Division No. 16.....	7,200	1,719	1,595	1,580	1,037	577	326	169	85	43	37	32
62	Rural - Rurale.....	6,552	1,542	1,433	1,418	957	541	305	163	82	43	37	31
63	Farm - Agricole.....	4,697	1,057	980	994	715	412	231	136	76	41	27	28
64	Non-farm - Non agricole....	1,855	485	453	424	242	129	74	27	6	2	10	3
65	Urban - Urbaine.....	648	177	162	162	80	36	21	6	3	-	-	1

TABLÉAU 131. Familles selon le nombre et l'âge des enfants de 24 ans et moins à la maison et enfants dans les familles, par groupe d'âge et selon l'activité, comtés et divisions de recensement, régions rurales agricoles, rurales non agricoles, et urbains, 1951 - suite

Familles with children by age of children — Familles avec enfants selon l'âge des enfants				Children by age and activity — Enfants selon l'âge et l'activité									No
Total	All under 14 — Tous enfants de moins de 14 ans	Under and over 14 — De moins et de plus de 14 ans	All over 14 — Tous enfants de plus de 14 ans	Total	Under 6 years — De moins de 6 ans	6-13 years — De 6-13 ans	14-17 years — 14-17 ans			18-24 years — 18-24 ans			
							Total	At school — À l'école	In labour force — Figurant à la main- d'oeuvre	Total	At school — À l'école	In labour force — Figurant à la main- d'oeuvre	
5,021	3,147	1,004	870	11,800	4,213	4,566	1,715	1,413	174	1,306	296	820	1
4,351	2,704	887	760	10,289	3,619	3,981	1,520	1,243	160	1,169	256	738	2
2,713	1,641	580	492	6,572	2,253	2,492	969	749	133	858	154	566	3
1,638	1,063	307	268	3,717	1,366	1,489	551	494	27	311	102	172	4
670	443	117	110	1,511	594	585	195	170	14	137	40	82	5
2,653	1,644	489	520	6,113	2,304	2,219	905	734	114	685	124	487	6
2,107	1,261	404	442	4,931	1,797	1,789	751	614	90	594	104	426	7
1,379	791	275	313	3,335	1,185	1,171	507	406	70	472	72	344	8
728	470	129	129	1,596	612	618	244	208	20	122	32	82	9
546	383	85	78	1,182	507	430	154	120	24	91	20	61	10
32,282	20,944	4,844	6,494	65,761	26,263	22,542	8,855	7,263	1,015	8,101	1,806	5,705	11
7,095	4,373	1,525	1,197	17,382	6,282	6,606	2,633	2,103	278	1,861	339	1,179	12
4,595	2,742	1,034	819	11,489	4,019	4,313	1,786	1,414	208	1,371	247	876	13
2,500	1,631	491	378	5,893	2,263	2,293	847	689	70	490	92	303	14
25,187	16,571	3,319	5,297	48,379	19,981	15,936	6,222	5,160	737	6,240	1,467	4,526	15
4,861	2,827	1,111	923	12,138	4,198	4,637	1,914	1,525	260	1,389	240	971	16
4,537	2,614	1,061	862	11,437	3,911	4,396	1,821	1,455	247	1,309	247	914	17
2,996	1,655	767	574	7,995	2,635	3,063	1,299	997	200	998	127	732	18
1,541	959	294	288	3,442	1,276	1,333	522	458	47	311	97	182	19
324	213	50	61	701	287	241	93	70	13	80	16	57	20
12,300	7,460	2,648	2,192	29,472	10,531	11,190	4,468	3,538	580	3,283	612	2,222	21
8,238	4,806	2,008	1,424	20,877	7,146	8,107	3,255	2,521	446	2,369	364	1,622	22
6,618	3,772	1,659	1,187	17,097	5,711	6,594	2,705	2,042	405	2,087	279	1,459	23
1,620	1,034	349	237	3,780	1,435	1,513	550	479	41	282	85	163	24
4,062	2,654	640	768	8,595	3,385	3,083	1,213	1,017	134	914	248	600	25
5,348	3,202	1,219	927	13,286	4,655	5,245	2,082	1,606	328	1,304	217	917	26
4,849	2,865	1,145	839	12,256	4,254	4,853	1,929	1,484	312	1,220	190	865	27
3,337	1,901	849	587	8,746	2,905	3,497	1,407	1,050	256	937	118	687	28
1,512	964	296	252	3,510	1,349	1,356	522	434	56	283	72	178	29
499	337	74	88	1,030	401	392	153	122	16	84	27	52	30
8,637	4,821	2,182	1,634	21,590	6,931	8,265	3,605	2,804	459	2,789	546	1,834	31
7,661	4,225	1,989	1,447	19,395	6,160	7,430	3,265	2,522	442	2,540	493	1,658	32
6,035	3,207	1,643	1,185	15,756	4,862	5,998	2,690	2,010	414	2,206	365	1,488	33
1,626	1,018	346	262	3,639	1,298	1,432	575	512	28	334	128	170	34
976	596	193	187	2,195	771	835	340	282	17	249	53	176	35
38,353	24,614	6,528	7,211	83,345	32,975	28,721	11,107	8,718	1,570	10,542	1,875	7,848	36
8,215	4,711	2,074	1,430	21,128	7,136	8,054	3,375	2,477	546	2,563	336	1,733	37
5,923	3,076	1,684	1,163	15,757	4,738	6,064	2,741	1,984	482	2,214	265	1,521	38
2,292	1,635	390	267	5,371	2,398	1,990	634	493	64	349	71	212	39
30,138	19,903	4,454	5,781	62,217	25,839	20,667	7,732	6,241	1,024	7,979	1,539	6,115	40
2,965	1,752	685	528	7,453	2,626	2,853	1,175	864	206	799	96	592	41
2,605	1,521	628	456	6,716	2,355	2,572	1,058	766	197	731	84	541	42
1,403	713	384	306	3,746	1,159	1,399	659	461	139	529	49	403	43
1,202	808	244	150	2,970	1,196	1,173	399	305	58	202	35	138	44
360	231	57	72	737	271	281	117	98	9	68	12	51	45
4,879	2,562	1,513	804	15,283	5,090	5,870	2,475	1,772	372	1,848	263	1,105	46
4,466	2,302	1,433	731	14,185	4,661	5,474	2,339	1,652	363	1,711	226	1,016	47
3,641	1,822	1,209	610	11,753	3,781	4,509	1,965	1,347	335	1,498	187	903	48
825	480	224	121	2,432	880	965	374	305	28	213	39	113	49
413	260	80	73	1,098	429	396	136	120	9	137	37	89	50
8,014	4,398	2,192	1,424	21,349	6,981	8,162	3,559	2,650	573	2,647	378	1,802	51
7,151	3,771	2,044	1,336	19,485	6,125	7,484	3,332	2,475	544	2,544	357	1,734	52
5,849	2,932	1,754	1,163	16,135	4,866	6,114	2,872	2,109	482	2,283	304	1,574	53
1,302	839	290	173	3,350	1,259	1,370	460	366	62	261	53	160	54
863	627	148	88	1,864	856	678	227	175	29	103	21	68	55
3,443	2,062	882	499	10,335	3,955	3,826	1,495	1,018	272	1,059	123	717	56
2,794	1,631	754	409	8,775	3,299	3,272	1,279	837	249	925	93	626	57
1,736	946	495	295	5,507	1,924	2,042	876	580	178	665	61	481	58
1,058	685	259	114	3,268	1,375	1,230	403	257	71	260	32	145	59
649	431	128	90	1,560	656	554	216	181	23	134	30	91	60
5,481	3,282	1,282	917	14,432	5,073	5,459	2,214	1,664	379	1,686	270	1,171	61
5,010	2,979	1,199	832	13,389	4,670	5,093	2,071	1,540	364	1,555	248	1,074	62
3,640	2,021	967	652	10,133	3,324	3,797	1,679	1,227	310	1,333	190	939	63
1,370	958	232	180	3,256	1,346	1,296	392	313	54	222	58	135	64
471	303	83	85	1,043	403	366	143	124	15	131	22	97	65

**TABLE 131. Families by number and age of children 24 years of age and under at home, and children in families by age group and activity, for counties and census divisions, rural farm, rural non-farm, and urban, 1951 - Concluded**

No.	Locality Localité	Total	Families by number of children Familles selon le nombre d'enfants										
			0	1	2	3	4	5	6	7	8	9	10+
			<b>Alberta - Con.-fin</b>										
1	Division No. 17 .....	2,029	343	372	379	248	196	175	127	83	49	35	22
2	Rural - Rurale .....	2,029	343	372	379	248	196	175	127	83	49	35	22
3	Farm - Agricole .....	565	83	103	106	71	62	44	36	24	12	17	7
4	Non-farm - Non agricole .....	1,464	260	269	273	177	134	131	91	59	37	18	15
5	<b>British Columbia .....</b>	<b>299,845</b>	<b>113,022</b>	<b>72,513</b>	<b>64,797</b>	<b>29,071</b>	<b>11,777</b>	<b>4,578</b>	<b>2,086</b>	<b>1,007</b>	<b>527</b>	<b>236</b>	<b>231</b>
6	Rural - Rurale .....	88,458	28,810	19,517	18,908	10,564	5,342	2,527	1,323	718	398	166	185
7	Farm - Agricole .....	26,530	8,253	5,384	5,387	3,475	1,970	970	525	279	144	72	71
8	Non-farm - Non agricole .....	61,928	20,557	14,133	13,521	7,089	3,372	1,557	798	439	254	94	114
9	Urban - Urbaine .....	211,387	84,212	52,996	45,889	18,507	6,435	2,051	763	289	129	70	46
10	Division No. 1 .....	6,668	1,890	1,664	1,678	812	364	137	66	37	12	5	3
11	Rural - Rurale .....	3,568	1,051	868	813	447	215	85	49	23	10	4	3
12	Farm - Agricole .....	612	184	128	117	81	46	20	17	13	4	2	-
13	Non-farm - Non agricole .....	2,956	867	740	696	366	169	65	32	10	6	2	3
14	Urban - Urbaine .....	3,100	839	796	865	365	149	52	17	14	2	1	-
15	Division No. 2 .....	15,143	4,613	3,529	3,614	1,970	855	321	135	65	22	9	10
16	Rural - Rurale .....	7,720	2,327	1,642	1,773	1,086	509	217	93	49	13	3	8
17	Farm - Agricole .....	2,466	750	477	519	374	194	85	36	21	7	1	2
18	Non-farm - Non agricole .....	5,254	1,577	1,165	1,254	712	315	132	57	28	6	2	6
19	Urban - Urbaine .....	7,423	2,286	1,887	1,841	884	346	104	42	16	9	6	2
20	Division No. 3 .....	19,731	6,403	4,454	4,514	2,347	1,133	466	209	97	51	28	29
21	Rural - Rurale .....	11,018	3,306	2,392	2,441	1,469	751	325	160	80	47	20	27
22	Farm - Agricole .....	5,445	1,556	1,156	1,181	760	428	166	92	51	23	13	19
23	Non-farm - Non agricole .....	5,573	1,750	1,236	1,260	709	323	159	68	29	24	7	8
24	Urban - Urbaine .....	8,713	3,097	2,062	2,073	872	382	141	49	17	4	8	2
25	Division No. 4 .....	172,252	68,648	42,501	36,593	15,313	5,609	2,027	847	361	187	89	77
26	Rural - Rurale .....	26,329	9,204	5,681	5,423	3,088	1,470	712	375	181	98	49	48
27	Farm - Agricole .....	9,783	3,143	1,949	1,984	1,254	683	366	199	98	53	28	26
28	Non-farm - Non agricole .....	16,546	6,061	3,732	3,439	1,834	787	346	176	83	45	21	22
29	Urban - Urbaine .....	145,923	59,444	36,820	31,170	12,225	4,139	1,315	472	180	89	40	29
30	Division No. 5 .....	56,015	22,734	13,221	11,766	5,069	1,926	720	293	151	73	32	30
31	Rural - Rurale .....	19,697	7,263	4,414	4,249	2,040	936	407	178	110	58	22	19
32	Farm - Agricole .....	2,487	990	494	442	300	140	71	29	13	6	1	1
33	Non-farm - Non agricole .....	17,210	6,273	3,920	3,870	1,740	796	336	149	97	53	21	18
34	Urban - Urbaine .....	36,318	15,471	8,807	7,517	3,029	990	313	115	41	14	10	11
35	Division No. 6 .....	9,762	3,162	2,223	2,104	1,136	589	241	143	75	57	17	15
36	Rural - Rurale .....	6,573	2,049	1,432	1,377	784	450	208	124	67	54	14	14
37	Farm - Agricole .....	2,492	767	501	509	300	186	97	54	33	29	9	7
38	Non-farm - Non agricole .....	4,081	1,282	931	868	484	264	111	70	34	25	5	7
39	Urban - Urbaine .....	3,189	1,113	791	727	352	139	33	19	8	3	3	1
40	Division No. 7 .....	4,116	1,284	1,041	955	428	211	79	51	31	21	5	10
41	Rural - Rurale .....	2,222	676	531	484	230	140	59	40	29	18	5	10
42	Farm - Agricole .....	111	40	20	19	15	13	3	1	-	-	-	-
43	Non-farm - Non agricole .....	2,111	636	511	465	215	127	56	39	29	18	5	10
44	Urban - Urbaine .....	1,894	608	510	471	198	71	20	11	2	3	-	-
45	Division No. 8 .....	8,612	2,296	2,006	1,885	1,137	606	318	170	91	50	25	28
46	Rural - Rurale .....	6,818	1,788	1,535	1,437	900	523	295	152	87	48	25	28
47	Farm - Agricole .....	1,850	479	362	364	249	171	102	57	31	11	11	13
48	Non-farm - Non agricole .....	4,968	1,309	1,173	1,073	651	352	193	95	56	37	14	15
49	Urban - Urbaine .....	1,794	508	471	448	237	83	23	18	4	2	-	-
50	Division No. 9 .....	4,355	1,225	1,080	959	477	242	144	95	62	36	15	20
51	Rural - Rurale .....	2,182	579	446	417	248	161	116	87	60	34	14	20
52	Farm - Agricole .....	58	12	14	10	10	2	3	2	2	1	1	1
53	Non-farm - Non agricole .....	2,124	567	432	407	238	159	113	85	58	33	13	19
54	Urban - Urbaine .....	2,173	646	634	542	229	81	28	8	2	2	1	-
55	Division No. 10 .....	3,191	767	794	729	382	242	125	77	37	18	11	9
56	Rural - Rurale .....	2,331	567	576	494	272	187	103	65	32	17	10	8
57	Farm - Agricole .....	1,226	332	283	242	132	107	57	38	17	10	6	2
58	Non-farm - Non agricole .....	1,105	235	293	252	140	80	46	27	15	7	4	6
59	Urban - Urbaine .....	860	200	218	235	110	55	22	12	5	1	1	1

**TABLEAU 131. Familles selon le nombre et l'âge des enfants de 24 ans et moins à la maison et enfants dans les familles, par groupe d'âge et selon l'activité, comtés et divisions de recensement, régions rurales agricoles, rurales non agricoles, et urbains, 1951 - fin**

Familles with children by age of children — Familles avec enfants selon l'âge des enfants				Children by age and activity — Enfants selon l'âge et l'activité									No
Total	All under 14 — Tous enfants de moins de 14 ans	Under and over 14 — De moins et de plus de 14 ans	All over 14 — Tous enfants de plus de 14 ans	Total	Under 6 years — De moins de 6 ans	6-13 years — De 6-13 ans	14-17 years — 14-17 ans			18-24 years — 18-24 ans			
							Total	At school — À l'école	In labour force — Figurant à la main- d'oeuvre	Total	At school — À l'école	In labour force — Figurant à la main- d'oeuvre	
1,686	912	585	189	5,821	2,070	2,312	811	427	113	628	29	266	1
1,686	912	585	189	5,821	2,070	2,312	811	427	113	628	29	266	2
482	252	164	66	1,707	525	735	257	179	48	190	17	117	3
1,204	660	421	123	4,114	1,545	1,577	554	248	65	438	12	149	4
<b>186,823</b>	<b>119,923</b>	<b>29,122</b>	<b>37,778</b>	<b>387,686</b>	<b>146,340</b>	<b>141,355</b>	<b>52,226</b>	<b>41,464</b>	<b>6,820</b>	<b>47,565</b>	<b>9,297</b>	<b>33,722</b>	<b>5</b>
59,648	37,930	11,896	9,822	142,649	52,907	55,195	20,380	15,805	2,372	14,167	2,426	8,771	6
18,277	9,598	4,777	3,902	46,976	14,068	18,255	8,301	6,441	1,036	6,352	1,158	3,973	7
41,371	28,332	7,119	5,920	95,673	38,839	36,940	12,079	9,364	1,336	7,815	1,268	4,798	8
127,175	81,993	17,226	27,956	245,037	93,433	86,360	31,846	25,659	4,448	33,398	6,871	24,951	9
4,778	3,135	827	816	10,423	4,082	3,844	1,405	1,154	161	1,092	218	779	10
2,517	1,645	456	416	5,721	2,227	2,148	781	609	109	565	91	406	11
428	230	108	90	1,132	375	425	198	153	24	134	15	83	12
2,089	1,415	348	326	4,589	1,852	1,723	583	456	85	431	76	323	13
2,261	1,490	371	400	4,702	1,855	1,696	624	545	52	527	127	373	14
10,530	6,466	2,108	1,956	23,318	8,279	8,815	3,506	2,892	317	2,718	649	1,776	15
5,393	3,231	1,215	947	12,683	4,309	4,990	1,998	1,555	208	1,386	262	891	16
1,716	796	518	402	4,289	1,125	1,668	847	614	108	648	84	423	17
3,677	2,435	697	545	8,395	3,184	3,322	1,151	941	100	738	178	468	18
5,137	3,235	893	1,009	10,635	3,970	3,825	1,508	1,337	109	1,332	387	885	19
13,328	8,109	2,665	2,554	30,283	10,488	11,621	4,732	3,864	475	3,442	808	2,221	20
7,712	4,623	1,704	1,385	18,671	6,259	7,406	2,939	2,395	315	2,067	462	1,286	21
3,889	2,087	992	810	9,752	2,932	3,801	1,688	1,325	202	1,331	280	800	22
3,823	2,536	712	575	8,919	3,327	3,605	1,251	1,070	113	736	182	486	23
5,616	3,486	961	1,169	11,612	4,229	4,215	1,793	1,469	160	1,375	346	935	24
103,604	66,204	14,648	22,752	204,924	76,744	73,094	27,212	21,886	3,742	27,874	5,569	20,631	25
17,125	10,617	3,420	3,088	40,486	14,243	15,714	6,244	5,042	703	4,285	817	2,885	26
6,640	3,350	1,781	1,509	17,072	4,764	6,646	3,225	2,629	381	2,437	522	1,599	27
10,485	7,267	1,639	1,579	23,414	9,479	9,068	3,019	2,413	322	1,848	295	1,286	28
86,479	55,587	11,228	19,664	164,438	62,501	57,380	20,968	16,844	3,039	23,589	4,752	17,746	29
33,281	22,039	4,770	6,472	67,264	26,187	24,837	8,587	6,642	1,262	7,653	1,318	5,623	30
12,434	8,444	2,035	1,955	27,518	10,848	10,688	3,468	2,690	429	2,514	393	1,649	31
1,497	807	351	339	3,527	1,003	1,421	607	503	73	496	94	344	32
10,937	7,637	1,684	1,616	23,991	9,845	9,267	2,861	2,187	356	2,018	299	1,305	33
20,847	13,595	2,735	4,517	39,746	15,339	14,149	5,119	3,952	833	5,139	925	3,974	34
6,600	4,220	1,256	1,124	15,551	6,012	5,784	2,196	1,756	233	1,559	306	881	35
4,524	2,896	930	698	11,296	4,420	4,245	1,564	1,224	152	1,067	169	548	36
1,725	987	406	332	4,588	1,624	1,698	706	542	71	560	100	286	37
2,799	1,909	524	366	6,708	2,796	2,547	858	682	81	507	69	262	38
2,076	1,324	326	426	4,255	1,592	1,539	632	532	81	492	137	333	39
2,832	1,906	486	440	6,321	2,580	2,352	770	599	78	619	124	352	40
1,546	1,022	281	243	3,787	1,524	1,438	458	322	49	367	54	176	41
71	39	14	18	176	59	71	24	19	2	22	—	19	42
1,475	983	267	225	3,611	1,465	1,367	434	303	47	345	54	157	43
1,286	884	205	197	2,534	1,056	914	312	277	29	252	70	176	44
6,316	4,238	1,264	814	15,786	6,471	5,974	2,003	1,360	321	1,338	145	759	45
5,030	3,310	1,068	652	13,109	5,319	4,952	1,698	1,118	270	1,140	107	607	46
1,371	766	375	230	3,918	1,313	1,523	594	359	103	488	39	254	47
3,659	2,544	693	422	9,191	4,006	3,429	1,104	759	167	652	68	353	48
1,286	928	196	162	2,677	1,152	1,022	305	242	51	198	38	152	49
3,130	2,036	603	491	7,765	3,066	2,928	971	684	103	800	97	392	50
1,603	1,001	413	189	4,809	1,912	1,856	601	396	38	440	36	109	51
46	21	13	12	142	40	59	26	20	3	17	3	13	52
1,557	980	400	177	4,667	1,872	1,797	575	376	33	423	33	96	53
1,527	1,035	190	302	2,956	1,154	1,072	370	288	65	360	61	283	54
2,424	1,570	495	359	6,051	2,431	2,306	844	627	128	470	63	308	55
1,764	1,141	374	249	4,569	1,846	1,758	629	454	99	336	35	214	56
894	515	219	160	2,381	833	943	386	277	67	219	21	152	57
870	626	155	89	2,188	1,013	815	243	177	32	117	14	62	58
660	429	121	110	1,482	585	548	215	173	29	134	28	94	59

TABLE 132. Families by number and age of children 24 years of age and under at home, children in families by age group and activity, for incorporated cities, towns, and villages of 1,000 population and over, 1951

No.	City, town, or village Cité, ville ou village	Total	Families by number of children Familles selon le nombre d'enfants										
			0	1	2	3	4	5	6	7	8	9	10+
<b>Newfoundland</b>													
1	Bay Roberts .....	293	99	54	53	37	17	15	10	5	2	1	—
2	Carbonear .....	736	190	160	135	95	56	29	34	13	12	9	3
3	Channel-Port aux Basques .....	563	120	104	104	77	59	48	20	19	8	2	2
4	Corner Brook East .....	680	128	139	122	83	69	49	32	20	23	7	8
5	Corner Brook West .....	1,342	205	288	279	169	145	76	67	34	33	24	22
6	Curling .....	725	117	164	133	101	70	52	27	32	14	9	6
7	Deer Lake .....	546	76	126	112	82	55	39	24	19	9	2	2
8	Fogo .....	238	66	43	37	38	24	9	11	4	3	—	—
9	Grand Bank .....	495	124	115	94	68	38	25	12	9	6	4	—
10	Harbour Grace .....	547	166	128	80	71	41	23	19	10	7	—	2
11	Lewisporte .....	263	62	53	47	33	27	15	13	8	2	3	—
12	St. Anthony .....	280	45	70	71	31	29	15	10	3	4	1	57
13	St. John's .....	11,427	3,051	2,615	2,194	1,479	830	526	312	176	115	72	2
14	St. Lawrence .....	294	53	66	45	39	32	16	19	12	8	2	2
15	Wabana .....	1,207	192	210	199	172	103	93	85	66	40	28	19
16	Wesleyville .....	306	77	77	49	42	23	18	12	5	3	—	—
17	Windsor .....	701	90	130	124	103	81	63	41	28	20	12	9
<b>Prince Edward Island</b>													
18	Charlottetown .....	3,483	1,080	873	662	397	220	116	58	39	22	7	9
19	Montague .....	239	75	59	38	37	15	7	3	3	1	1	—
20	Souris .....	254	63	62	48	23	20	13	11	4	4	4	2
21	Summerside .....	1,501	449	328	296	188	107	56	40	17	12	5	3
<b>Nova Scotia</b>													
22	Amherst .....	2,400	760	588	464	283	155	69	32	28	7	6	8
23	Antigonish .....	560	150	127	94	77	51	26	15	9	7	2	2
24	Berwick .....	268	105	59	61	26	11	2	3	1	—	—	—
25	Bridgetown .....	272	110	70	50	26	11	3	1	—	—	1	—
26	Bridgewater .....	1,044	353	311	191	109	34	21	8	11	2	2	2
27	Canso .....	266	67	47	46	34	21	22	12	9	6	1	1
28	Clark's Harbour .....	238	52	64	57	29	13	12	7	3	—	—	—
29	Dartmouth .....	3,693	1,077	867	392	188	78	38	16	6	7	6	6
30	Digby .....	480	131	129	108	56	27	14	10	3	2	—	—
31	Dominion .....	639	110	127	124	104	72	38	30	13	7	6	8
32	Glace Bay .....	5,465	1,152	1,235	1,070	750	497	305	185	104	75	33	59
33	Halifax .....	19,016	6,121	5,050	3,885	2,038	977	455	222	128	70	41	29
34	Hantsport .....	294	95	78	48	36	26	5	3	2	1	—	5
35	Inverness .....	468	89	109	77	65	56	20	20	9	12	6	1
36	Kentville .....	978	361	252	214	88	34	16	6	4	1	1	—
37	Liverpool .....	853	236	235	169	95	60	24	14	10	5	3	2
38	Lockeport .....	285	73	77	57	37	21	11	4	3	1	—	—
39	Louisburg .....	267	83	67	47	30	17	13	5	3	2	—	—
40	Lunenburg .....	825	374	240	145	43	14	2	4	2	1	—	—
41	Mahone Bay .....	286	127	84	42	18	9	3	1	2	—	—	—
42	Middleton .....	377	126	103	86	36	9	8	2	2	2	1	2
43	Mulgrave .....	247	65	55	45	30	25	6	9	7	4	1	—
44	New Glasgow .....	2,411	872	591	456	240	116	53	30	25	13	9	6
45	New Waterford .....	2,138	366	460	398	321	212	131	93	58	35	20	24
46	North Sydney .....	1,656	411	415	312	213	116	86	47	28	14	4	10
47	Oxford .....	370	136	90	62	36	17	15	9	2	3	—	—
48	Parrsboro .....	468	160	115	87	45	29	15	14	—	1	1	1
49	Pictou .....	994	260	255	202	122	75	40	19	11	4	2	4
50	Port Hawkesbury .....	225	61	48	44	27	25	11	3	1	4	—	1
51	Shelburne .....	479	143	107	83	72	31	18	15	2	2	3	3
52	Springhill .....	1,865	582	524	365	197	93	43	35	11	6	6	3
53	Stellarton .....	1,370	410	352	266	169	87	41	25	11	3	5	1
54	Stewiacke .....	235	72	53	48	24	11	7	8	7	2	2	—
55	Sydney .....	7,080	1,867	1,730	1,394	855	560	290	180	85	50	40	29
56	Sydney Mines .....	1,808	436	439	307	209	154	90	65	45	21	25	17

TABLEAU 132. Familles, selon le nombre et l'âge des enfants de 24 ans et moins à la maison, enfants dans les familles, par groupe d'âge et selon l'activité, cités, villes et villages constitués de 1,000 et plus, 1951

Familles with children by age of children — Familles avec enfants selon l'âge des enfants				Children by age and activity — Enfants selon l'âge et l'activité									No
				Total	Under 6 years — De moins de 6 ans	6-13 years — De 6-13 ans	14-17 years — 14-17 ans			18-24 years — 18-24 ans			
							Total	At school — A l'école	In labour force — Figurant à la main- d'oeuvre	Total	At school — A l'école	In labour force — Figurant à la main- d'oeuvre	
All under 14 — Tous enfants de moins de 14 ans	Under and over 14 — De moins et de plus de 14 ans	All over 14 — Tous enfants de plus de 14 ans	Total	At school — A l'école	In labour force — Figurant à la main- d'oeuvre	Total	At school — A l'école	In labour force — Figurant à la main- d'oeuvre					
194	97	52	45	534	165	209	94	81	8	66	8	51	1
546	307	158	81	1,586	599	583	216	162	34	188	21	142	2
443	246	140	57	1,374	491	518	174	132	31	191	16	153	3
552	341	157	54	1,818	727	671	242	190	35	178	19	144	4
1,137	680	318	139	3,674	1,465	1,336	478	346	80	395	39	286	5
608	367	155	86	1,916	779	686	228	157	46	223	18	168	6
470	284	132	54	1,398	580	527	170	131	25	121	9	94	7
172	82	57	33	517	179	189	82	53	19	67	4	50	8
371	210	106	55	1,003	350	428	143	102	26	82	8	59	9
381	228	90	63	1,040	386	389	148	111	25	117	14	90	10
201	127	55	19	606	240	251	65	45	7	50	3	36	11
235	135	59	41	628	245	230	75	54	19	78	6	67	12
8,376	4,801	1,878	1,697	22,664	7,965	7,824	3,204	2,422	518	3,671	393	2,868	13
241	148	59	34	781	321	293	69	54	6	98	8	77	14
1,015	601	304	110	3,743	1,536	1,402	449	324	59	356	36	229	15
229	134	53	42	614	235	235	83	63	13	61	3	47	16
611	388	173	50	2,134	947	791	234	152	51	162	7	129	17
2,403	1,360	471	572	5,814	2,090	1,890	912	682	153	922	166	645	18
164	94	37	33	397	145	149	61	51	6	42	10	27	19
191	108	49	34	558	226	206	80	59	12	46	6	29	20
1,052	629	253	170	2,723	1,046	970	392	268	92	315	64	216	21
1,640	1,050	330	260	3,916	1,473	1,541	517	362	83	385	58	276	22
410	259	75	76	1,129	480	346	153	138	7	150	46	91	23
163	106	32	25	338	117	137	48	41	3	36	9	27	24
162	98	28	36	322	109	113	63	53	6	37	9	22	25
691	437	101	153	1,440	509	547	198	159	18	186	40	120	26
199	106	57	36	637	212	267	92	74	13	66	3	51	27
186	101	44	41	450	157	151	76	54	13	66	5	48	28
2,675	1,797	386	492	5,649	2,378	1,849	700	559	74	722	145	530	29
349	211	79	59	788	298	283	121	100	17	86	18	62	30
529	270	168	91	1,633	525	600	273	185	23	235	25	133	31
4,313	2,354	1,213	746	12,518	4,036	4,911	2,009	1,618	213	1,562	234	1,067	32
12,895	7,950	2,285	2,660	28,591	10,671	9,797	3,977	3,014	574	4,146	745	3,066	33
199	125	30	44	451	171	163	57	51	4	60	14	39	34
379	180	125	74	1,168	378	387	207	160	23	196	28	126	35
617	402	96	119	1,252	485	467	156	138	12	144	45	86	36
617	354	136	127	1,459	496	552	244	200	20	167	38	98	37
212	135	45	32	503	185	193	73	60	12	52	8	39	38
184	109	44	31	451	158	173	77	56	11	43	4	37	39
451	257	61	133	771	240	270	131	83	15	130	30	87	40
159	105	20	34	293	104	110	39	33	3	40	6	20	41
251	171	38	42	530	195	206	76	74	2	53	16	32	42
182	104	35	43	509	194	185	77	58	8	53	9	33	43
1,539	954	264	321	3,556	1,334	1,273	502	409	53	447	99	315	44
1,752	959	502	291	5,399	1,792	2,027	889	645	111	691	75	481	45
1,245	711	312	222	3,309	1,115	1,232	514	395	69	448	65	280	46
234	139	57	38	557	187	224	84	66	14	62	15	38	47
308	170	68	70	728	233	278	118	91	15	99	9	69	48
734	454	146	134	1,810	684	665	268	219	34	193	39	138	49
164	103	29	32	440	159	166	60	42	8	55	12	34	50
336	200	77	59	880	328	331	135	110	15	86	14	64	51
1,283	784	246	253	2,858	1,015	1,117	451	370	41	275	44	184	52
960	572	194	194	2,250	820	813	315	240	49	302	34	234	53
163	93	45	25	441	150	173	72	53	15	46	4	41	54
5,213	3,156	1,065	992	13,526	4,784	4,970	1,884	1,488	184	1,888	303	1,363	55
1,372	764	373	235	4,033	1,365	1,528	645	488	84	495	47	353	56

TABLE 132. Families by number and age of children 24 years of age and under at home, children in families by age group and activity, for incorporated cities, towns, and villages of 1,000 population and over, 1951 - Continued

No.	City, town, or village Cité, ville ou village	Total	Families by number of children Familles selon le nombre d'enfants										
			0	1	2	3	4	5	6	7	8	9	10+
<b>Nova Scotia—Con.—fin</b>													
1	Trenton .....	733	198	163	160	93	58	28	14	8	8	2	1
2	Truro .....	2,653	930	652	587	243	136	58	19	9	9	4	6
3	Westville .....	1,054	342	249	198	109	79	37	13	11	4	7	5
4	Windsor .....	811	281	200	158	83	42	20	12	6	5	1	3
5	Wolfville .....	567	218	137	100	63	25	18	1	2	2	1	—
6	Yarmouth .....	1,929	583	487	428	214	103	55	21	18	12	4	4
<b>New Brunswick</b>													
7	Bathurst .....	953	229	223	195	141	70	44	22	15	7	4	3
8	Campbellton .....	1,688	427	416	328	184	141	85	48	25	15	11	8
9	Chatham .....	1,126	285	279	230	136	82	55	25	15	10	4	5
10	Dalhousie .....	1,012	189	220	193	147	93	59	44	32	14	9	12
11	Dieppe .....	782	181	160	155	127	72	41	22	11	5	5	3
12	Edmundston .....	2,264	494	529	423	282	205	134	80	46	26	24	21
13	Fredericton .....	4,043	1,339	1,117	865	421	175	71	32	11	6	4	2
14	Grand Falls .....	520	125	110	112	74	41	25	13	11	4	2	3
15	Hartland .....	261	101	58	50	29	11	7	2	1	1	1	1
16	Marysville .....	545	184	137	103	61	31	14	8	3	3	—	1
17	Milltown .....	574	193	160	104	54	33	21	6	1	2	—	—
18	Moncton .....	6,424	2,233	1,646	1,299	612	331	144	74	35	21	15	14
19	Newcastle .....	927	250	204	174	116	83	42	27	10	8	8	5
20	St. Andrews .....	382	156	97	71	30	20	5	1	2	—	—	—
21	St. George .....	319	108	85	54	34	19	7	5	2	3	1	1
22	Saint John .....	12,224	4,083	3,190	2,303	1,284	653	326	199	83	49	26	28
23	St. Leonard .....	268	56	56	36	32	28	16	17	14	7	3	3
24	St. Stephen .....	964	391	250	180	82	35	13	6	2	3	—	2
25	Sackville .....	721	259	178	145	79	31	14	5	5	1	3	1
26	Shediac .....	413	129	77	80	47	33	20	9	8	2	3	5
27	Shippegan .....	217	33	44	41	29	24	16	12	5	4	2	7
28	Sunny Brae .....	471	124	137	92	62	30	11	7	4	3	—	1
29	Sussex .....	822	292	220	160	74	45	14	8	2	3	3	1
30	Woodstock .....	1,003	366	244	214	91	43	20	14	5	3	2	1
<b>Québec</b>													
31	Acton Vale .....	682	169	128	117	94	65	42	22	20	9	7	9
32	Amos .....	805	159	182	128	115	79	55	38	28	11	3	7
33	Amqui .....	481	83	86	81	71	67	22	24	17	16	4	10
34	Arthabaska .....	366	108	58	61	40	34	26	17	6	7	5	4
35	Arvida .....	2,125	340	401	401	283	247	154	112	79	45	30	33
36	Asbestos .....	1,807	382	410	350	259	173	101	52	42	23	8	7
37	Aylmer .....	929	206	168	221	140	81	56	20	15	11	4	7
38	Bagotville .....	774	153	137	137	75	73	55	60	24	28	11	21
39	Baie-Comeau .....	789	176	177	163	114	70	38	22	11	12	5	1
40	Baie-de-Shawinigan .....	240	35	50	48	26	26	17	15	9	11	1	2
41	Baie-St-Paul .....	480	112	92	69	66	52	38	18	11	10	5	7
42	Beaconsfield .....	511	172	125	117	60	20	7	6	1	—	2	1
43	Beauceville .....	214	57	33	30	25	20	14	15	7	3	6	4
44	Beauceville E. ....	306	63	62	48	39	37	23	9	9	6	2	8
45	Beauharnois .....	1,221	309	267	237	166	104	61	27	24	8	11	7
46	Beauport .....	988	245	162	160	126	114	67	38	33	12	17	14
47	Beauport E. ....	222	53	37	40	27	22	15	10	8	2	3	5
48	Bedford .....	518	200	117	98	43	24	16	8	6	3	—	3
49	Beebe Plain .....	320	108	71	53	38	23	13	7	3	2	1	1
50	Belleterre .....	190	25	30	34	38	24	14	9	4	4	4	4
51	Beloell .....	685	186	154	142	85	47	23	19	12	6	5	6
52	Bernierville .....	188	56	31	32	22	14	14	10	4	2	2	1
53	Berthierville .....	705	201	135	118	98	56	30	31	14	11	8	3
54	Bic .....	222	63	46	29	27	16	18	6	6	4	4	3
55	Black Lake .....	566	126	100	99	81	63	34	21	20	10	5	7
56	Boucherville .....	346	113	62	62	42	29	8	14	3	8	—	5
57	Bourlamaque .....	543	97	133	143	77	48	25	13	2	3	1	1
58	Bromptonville .....	110	75	82	54	41	24	21	5	7	7	4	4
59	Brownsburg .....	427	210	184	166	83	46	36	11	13	4	1	2
60	Buckingham .....	1,407	362	318	287	187	116	71	35	12	7	5	7



TABLEAU 132. Familles, selon le nombre et l'âge des enfants de 24 ans et moins à la maison, enfants dans les familles, par groupe d'âge et selon l'activité, cités, villes et villages constitués de 1,000 et plus, 1951 - suite

Familles with children by age of children — Familles avec enfants selon l'âge des enfants				Children by age and activity — Enfants selon l'âge et l'activité									No
Total	All under 14 — Tous enfants de moins de 14 ans	Under and over 14 — De moins et de plus de 14 ans	All over 14 — Tous enfants de plus de 14 ans	Total	Under 6 years — De moins de 6 ans	6-13 years — De 6-13 ans	14-17 years — 14-17 ans			18-24 years — 18-24 ans			
							Total	At school — A l'école	In labour force — Figurant à la main- d'oeuvre	Total	At school — A l'école	In labour force — Figurant à la main- d'oeuvre	
535	336	107	92	1,366	500	532	171	131	26	163	16	137	1
1,723	1,063	314	346	3,748	1,346	1,390	560	467	58	452	91	323	2
712	429	161	122	1,775	650	682	233	186	32	210	32	147	3
530	307	99	124	1,230	462	420	190	168	14	158	33	110	4
349	207	66	76	761	285	263	98	89	5	115	41	64	5
1,346	816	252	278	3,096	1,147	1,104	459	362	63	386	70	271	6
724	447	158	119	1,895	717	679	270	221	24	229	47	151	7
1,261	719	283	259	3,376	1,262	1,146	506	393	65	462	77	324	8
841	571	159	111	2,177	988	733	253	185	36	203	32	149	9
823	449	245	129	2,529	834	962	424	340	19	309	59	153	10
601	432	101	68	1,668	724	604	168	126	26	172	17	131	11
1,770	1,039	416	315	5,161	1,899	1,828	712	574	50	724	150	492	12
2,704	1,733	419	552	5,540	2,224	1,847	760	583	113	709	197	461	13
395	235	97	63	1,084	431	372	157	124	18	124	18	93	14
160	104	31	25	363	137	139	54	33	12	9	9	20	15
361	224	73	64	823	335	261	128	93	24	99	15	76	16
381	227	69	85	826	299	299	125	101	16	103	10	85	17
4,191	2,663	647	881	9,263	3,585	3,111	1,242	953	160	1,325	253	946	18
677	379	177	121	1,861	652	654	303	190	41	252	38	184	19
226	149	30	47	454	188	147	67	47	6	52	12	36	20
211	120	53	38	493	174	180	84	68	14	55	5	46	21
8,141	4,858	1,489	1,794	18,593	6,732	6,350	2,700	2,001	482	2,811	366	2,212	22
212	123	61	28	730	262	302	94	60	26	72	18	46	23
573	351	81	141	1,155	415	404	175	131	27	161	24	128	24
462	284	92	86	1,009	371	360	145	116	24	133	29	95	25
284	171	62	51	821	302	287	118	94	14	114	16	83	26
184	115	44	25	621	246	236	81	61	15	58	18	39	27
347	225	67	55	787	296	291	101	78	12	99	7	82	28
530	336	90	104	1,136	439	401	176	148	17	120	21	90	29
637	388	121	128	1,391	526	484	214	174	26	167	32	117	30
513	328	107	78	1,628	639	603	193	84	81	193	10	162	31
646	401	144	101	1,989	755	669	262	176	51	303	46	217	32
398	255	78	65	1,378	573	437	160	110	18	208	22	131	33
258	148	68	42	861	320	296	120	29	37	125	5	102	34
1,785	1,195	399	191	6,023	2,206	2,426	740	563	66	651	119	448	35
1,425	986	254	185	4,023	1,626	1,487	433	290	67	477	45	373	36
723	453	155	115	2,058	800	705	295	135	56	258	16	194	37
621	375	152	94	2,282	767	817	305	183	58	393	34	276	38
613	440	105	68	1,678	708	605	168	135	18	197	33	145	39
205	122	56	27	683	241	227	105	61	20	110	9	77	40
368	202	97	69	1,215	381	457	169	134	14	208	39	109	41
339	247	36	56	725	320	254	51	27	17	100	15	82	42
157	83	45	29	577	194	194	88	60	19	101	15	71	43
243	139	59	45	807	265	293	121	32	36	128	8	96	44
912	600	174	138	2,530	940	934	289	165	84	367	51	288	45
743	426	161	156	2,512	840	830	350	247	59	492	72	338	46
169	113	29	27	577	239	201	53	32	9	84	15	59	47
318	199	63	56	773	277	257	123	55	38	116	11	95	48
212	128	47	37	546	182	208	75	59	14	81	14	66	49
165	114	41	10	577	242	235	64	46	12	36	8	24	50
499	344	82	73	1,352	529	499	155	103	34	169	23	115	51
132	85	27	20	421	175	152	55	36	7	39	5	27	52
504	306	106	92	1,517	512	530	200	124	59	275	23	229	53
159	86	38	35	524	175	193	74	50	16	82	13	51	54
440	279	91	70	1,427	547	527	169	79	33	184	10	144	55
233	152	43	38	694	280	233	77	46	17	104	8	85	56
446	332	67	47	1,102	474	438	101	83	15	89	11	73	57
317	195	67	55	982	346	349	120	87	25	167	12	139	58
546	341	109	96	1,347	498	494	173	142	11	182	32	139	59
1,045	672	199	174	2,744	1,052	1,002	339	212	86	351	44	276	60

TABLE 132. Families by number and age of children 24 years of age and under at home, children in families by age group and activity, for incorporated cities, towns, and villages of 1,000 population and over, 1951 - Continued

No.	City, town, or village Cité, ville ou village	Total	Families by number of children Familles selon le nombre d'enfants										
			0	1	2	3	4	5	6	7	8	9	10+
			Québec - Con.-suite										
1	Cabano .....	547	122	117	107	65	54	40	19	9	6	2	6
2	Cadillac .....	293	56	49	57	37	39	28	11	7	5	2	2
3	Cap-Chat .....	320	66	54	45	48	42	18	18	14	5	2	8
4	Cap-de-la-Madeleine .....	3,905	845	806	692	548	364	255	152	73	74	36	60
5	Causapscaal .....	473	82	81	86	55	48	34	28	18	20	13	8
6	Chambly-Bassin .....	457	140	99	84	52	40	21	7	5	6	1	2
7	Chambly-Canton .....	397	134	93	80	44	20	13	6	2	1	3	1
8	Chambord .....	196	36	27	29	32	20	12	17	6	9	2	6
9	Chandler .....	436	76	70	80	61	53	35	23	14	9	9	6
10	Charlemagne .....	377	85	75	56	44	40	27	21	12	6	6	5
11	Charlesbourg .....	1,096	228	162	215	157	126	79	46	40	20	9	14
12	Charny .....	711	188	154	121	91	61	39	15	24	8	7	3
13	Châteauguay .....	523	160	118	104	68	41	16	5	6	1	2	2
14	Chicoutimi .....	4,075	735	766	684	522	407	331	212	161	109	59	89
15	Clermont .....	387	67	69	55	60	39	29	25	18	11	3	11
16	Coaticook .....	1,369	398	278	242	152	115	73	40	34	17	11	9
17	Contrecoeur .....	314	100	65	53	33	22	15	5	8	7	1	5
18	Cookshire .....	291	116	57	47	33	21	7	—	2	3	2	3
19	Côte-St-Luc .....	294	119	64	55	29	16	6	—	2	1	1	1
20	Courville .....	667	179	123	108	98	53	38	27	19	8	8	6
21	Cowansville .....	998	267	228	186	121	103	38	30	14	3	3	5
22	Danville .....	459	142	87	77	53	42	29	11	7	3	3	5
23	DeLéry .....	297	103	58	70	30	15	7	10	1	2	1	—
24	Deschailons-sur-St-Laurent .....	238	79	46	26	25	19	15	10	9	5	2	2
25	Deschênes .....	254	47	55	51	39	22	15	13	6	4	1	1
26	Disraeli .....	470	147	87	68	48	47	25	18	14	10	5	1
27	Dolbeau .....	771	112	140	132	108	96	75	34	22	20	16	16
28	Donnacona .....	781	191	156	145	97	61	46	34	19	16	9	7
29	Dorion .....	588	169	131	134	71	38	19	13	7	4	2	—
30	Dorval .....	1,327	383	334	316	164	67	29	12	7	6	6	3
31	Drummondville .....	3,109	837	675	650	390	224	138	85	48	22	18	22
32	Drummondville W. - O. ....	280	45	63	68	36	29	13	14	4	4	2	2
33	Duparquet .....	316	59	80	67	41	29	18	12	2	5	1	2
34	East Angus .....	848	233	189	166	90	76	37	24	16	8	4	5
35	Farnham .....	1,176	408	275	226	112	78	37	24	8	5	1	2
36	Ferme-Neuve .....	339	79	61	43	50	41	20	15	11	9	5	5
37	Fort-Coulonge .....	287	69	55	37	40	25	22	20	5	6	5	3
38	Gaspé .....	267	58	55	48	39	23	13	15	6	2	5	3
39	Gatineau .....	1,267	266	294	243	168	118	80	33	26	23	5	11
40	Giffard .....	1,296	258	252	236	187	148	85	45	33	23	12	17
41	Granby .....	4,942	1,407	1,139	884	591	371	218	134	74	56	31	37
42	Grand'Mère .....	2,404	582	573	437	300	191	130	72	51	33	15	20
43	Greenfield Park .....	877	256	233	190	104	58	18	6	7	2	—	3
44	Grenville .....	245	86	50	38	23	16	15	8	3	2	2	2
45	Hampstead .....	917	318	231	256	91	18	1	2	—	—	—	—
46	Hébertville-Station .....	190	42	22	30	29	18	11	16	8	6	4	4
47	Hudson .....	335	106	84	76	49	10	7	1	2	—	—	—
48	Hull .....	9,916	2,536	2,412	1,976	1,222	767	417	256	160	64	47	59
49	Huntingdon .....	664	239	145	119	78	42	16	13	3	3	1	5
50	Iberville .....	1,206	329	259	249	156	92	55	22	21	9	6	8
51	Jacques-Cartier .....	4,908	974	1,048	979	735	483	277	167	109	58	37	41
52	Joliette .....	3,215	798	685	565	426	274	201	112	61	36	23	34
53	Jonquières .....	3,999	621	712	669	545	410	346	253	161	107	74	101
54	Kénogami .....	1,862	310	343	298	257	205	135	108	59	62	38	47
55	Knowlton .....	263	105	48	49	28	13	11	6	1	1	1	—
56	Labelle .....	212	59	45	27	25	21	14	8	4	3	2	4
57	L'Abord-à-Plouffe .....	1,060	252	231	239	149	78	49	25	18	10	6	3
58	Lac-au-Saumon .....	275	47	51	40	39	32	17	16	16	7	5	5
59	Lachine .....	6,751	2,031	1,781	1,486	765	328	174	96	49	21	10	10
60	Lachute .....	1,414	409	303	285	183	95	57	37	23	7	8	7
61	Lacolle .....	247	89	53	34	28	17	13	5	3	3	2	—
62	Lac-St-Louis .....	286	72	66	46	24	26	24	13	8	1	2	4
63	La Guadeloupe .....	257	59	54	39	30	21	17	11	9	7	6	4
64	La Malbaie .....	461	108	88	65	54	47	41	27	10	8	9	4
65	La Pérade .....	231	58	68	32	25	21	10	5	6	4	—	2

TABLEAU 132. Familles, selon le nombre et l'âge des enfants de 24 ans et moins à la maison, enfants dans les familles, par groupe d'âge et selon l'activité, cités, villes et villages constitués de 1,000 et plus, 1951 - suite

Familles with children by age of children — Familles avec enfants selon l'âge des enfants				Children by age and activity — Enfants selon l'âge et l'activité									No
				Total	Under 6 years — De moins de 6 ans	6-13 years — De 6-13 ans	14-17 years — 14-17 ans			18-24 years — 18-24 ans			
							Total	At school — A l'école	In labour force — Figurant à la main- d'oeuvre	Total	At school — A l'école	In labour force — Figurant à la main- d'oeuvre	
425	238	99	88	1,250	431	407	178	127	22	234	31	160	1
237	161	61	15	763	297	320	88	54	10	58	3	49	2
254	156	70	28	894	369	317	102	60	23	106	10	68	3
3,060	1,830	701	529	9,562	3,226	3,335	1,327	699	433	1,674	119	1,358	4
391	252	83	56	1,444	589	519	163	113	20	173	18	116	5
317	199	59	59	845	328	266	112	56	38	139	11	117	6
283	170	36	57	627	233	219	84	46	33	91	1	85	7
160	98	47	15	619	215	244	80	59	9	80	13	37	8
360	236	89	35	1,252	478	491	138	87	22	145	26	92	9
292	196	59	37	985	370	366	128	50	59	121	7	99	10
868	560	207	101	2,917	1,076	1,054	370	223	57	417	56	278	11
523	325	83	115	1,526	562	499	167	115	28	298	38	190	12
363	249	62	52	896	348	319	102	56	32	127	18	99	13
3,340	2,031	780	529	11,761	4,258	4,162	1,499	959	272	1,842	205	1,299	14
320	195	82	43	1,173	423	421	125	63	18	204	16	129	15
971	575	191	205	2,866	1,021	1,007	374	196	125	464	33	385	16
214	130	45	39	646	206	250	94	53	36	96	12	77	17
175	126	21	28	456	212	150	45	29	11	49	2	43	18
175	117	23	35	396	136	154	50	34	11	56	8	47	19
488	309	101	78	1,530	543	574	182	121	39	231	32	171	20
731	481	135	115	1,953	736	752	231	122	68	234	21	190	21
317	213	63	41	930	379	335	113	89	16	103	18	67	22
194	124	37	33	475	177	160	50	36	7	88	9	62	23
159	88	43	28	526	177	204	78	61	11	67	13	35	24
207	147	40	20	608	270	229	68	45	14	41	2	37	25
323	190	71	62	1,021	374	378	132	70	40	137	8	106	26
659	408	158	93	2,342	849	842	316	250	38	335	74	206	27
590	358	122	110	1,838	578	651	248	170	40	361	37	236	28
419	279	72	68	1,036	409	351	120	75	28	156	19	114	29
944	673	110	161	2,125	914	722	231	169	44	258	51	183	30
2,272	1,420	442	410	6,148	2,265	2,074	809	532	192	1,000	112	794	31
235	172	46	17	673	321	224	77	53	22	51	5	43	32
257	185	46	26	699	292	278	78	56	16	51	5	41	33
615	370	112	133	1,692	595	571	229	157	41	297	42	201	34
768	481	126	161	1,830	691	598	244	151	65	297	24	250	35
260	155	65	40	899	373	313	119	62	32	94	8	74	36
218	132	56	30	741	289	284	100	63	24	68	7	50	37
209	119	58	32	649	214	238	94	27	33	103	8	72	38
1,001	642	209	150	2,882	1,131	1,032	348	220	68	371	41	292	39
1,038	683	197	158	3,280	1,179	1,133	394	185	62	574	53	391	40
3,535	2,194	713	628	9,697	3,558	3,342	1,287	685	435	1,510	101	1,297	41
1,822	1,160	325	337	5,166	1,873	1,808	595	376	151	890	111	683	42
621	384	114	123	1,381	538	471	155	89	52	217	8	197	43
159	99	34	26	462	177	185	60	38	10	40	3	34	44
599	338	96	165	1,105	328	400	163	151	4	214	100	106	45
148	77	47	24	575	187	199	85	66	7	104	19	63	46
229	158	30	41	478	192	168	47	36	7	71	10	55	47
7,380	4,654	1,378	1,348	19,416	7,321	6,479	2,603	1,402	773	3,013	202	2,510	48
425	272	78	75	1,047	431	346	137	91	28	133	15	106	49
877	569	158	150	2,355	899	808	283	112	84	365	25	300	50
3,934	2,731	757	446	11,541	4,953	4,197	1,362	486	651	1,029	25	924	51
2,417	1,407	518	492	7,145	2,407	2,512	965	577	258	1,261	150	943	52
3,378	2,091	844	443	12,316	4,477	4,360	1,609	940	250	1,870	145	1,315	53
1,552	959	399	194	5,618	2,012	2,120	725	452	89	761	95	516	54
158	93	30	35	397	132	155	58	41	5	52	9	29	55
153	90	42	21	492	182	181	76	43	16	53	1	41	56
808	555	133	120	2,154	979	682	253	131	83	240	18	177	57
228	110	68	50	826	256	291	119	81	20	160	7	114	58
4,720	3,059	706	955	10,512	3,841	3,629	1,270	799	376	1,772	177	1,489	59
1,005	627	197	181	2,670	988	970	362	236	83	350	42	270	60
158	99	38	21	431	185	148	52	36	7	46	8	32	61
214	133	50	31	655	233	253	98	60	29	71	8	57	62
198	120	36	42	675	259	219	79	30	30	119	5	93	63
353	176	95	82	1,194	315	415	179	129	25	285	46	165	64
173	104	26	43	469	170	156	49	31	13	94	15	58	65

TABLE 132. Families by number and age of children 24 years of age and under at home, children in families by age group and activity, for incorporated cities, towns, and villages of 1,000 population and over, 1951 - Continued

No.	City, town, or village Cité, ville ou village	Total	Families by number of children Familles selon le nombre d'enfants										
			0	1	2	3	4	5	6	7	8	9	10+
Québec - Con.-suite													
1	Laprairie.....	893	270	197	179	94	64	46	19	7	8	7	2
2	La Providence.....	624	169	154	112	81	38	29	17	16	3	4	1
3	Lasalle.....	2,943	831	802	649	328	165	80	39	16	14	10	9
4	La Sarre.....	520	92	109	87	88	49	29	23	17	10	8	8
5	L'Assomption.....	518	135	79	92	86	38	35	19	14	6	9	5
6	La Tuque.....	1,953	431	384	358	254	201	135	77	56	21	17	19
7	Laurentides.....	327	119	63	45	30	25	21	9	7	2	3	3
8	Lauzon.....	1,948	464	415	327	237	192	107	94	44	27	14	27
9	Laval-des-Rapides.....	852	224	197	162	105	72	41	21	15	6	4	5
10	Laval-Ouest.....	496	164	113	98	58	30	14	7	6	2	3	1
11	Le Moynes.....	933	232	230	175	121	61	49	27	16	10	6	6
12	Legnoyville.....	740	307	166	140	81	26	11	3	1	2	-	3
13	L'Épiphanie.....	509	117	120	87	61	36	28	18	15	11	5	11
14	Lévis.....	2,458	655	500	451	320	192	125	91	55	26	19	24
15	Longueuil.....	2,655	797	647	501	362	160	93	42	22	19	7	5
16	Loretteville.....	885	189	188	161	120	80	54	41	19	13	6	14
17	Louiseville.....	835	240	165	129	92	74	45	38	19	13	9	11
18	Luceville.....	202	45	41	23	25	22	13	11	10	2	4	6
19	Macamic.....	181	40	30	31	20	9	13	12	12	6	5	3
20	Mackayville.....	1,498	358	338	278	216	119	96	51	16	10	8	8
21	Magog.....	2,683	657	593	506	330	238	141	87	58	31	18	24
22	Malartic.....	1,206	220	246	240	179	128	82	52	27	15	10	7
23	Maniwaki.....	747	144	145	133	94	88	47	37	27	14	9	9
24	Marieville.....	638	220	143	107	60	49	24	18	9	2	2	4
25	Masson.....	326	77	72	56	48	32	14	12	6	3	3	3
26	Matane.....	1,237	241	275	203	186	102	96	53	37	14	12	18
27	McMasterville.....	360	91	98	82	45	18	10	4	1	7	4	-
28	Mégantic.....	1,287	311	248	215	175	133	71	44	38	23	12	17
29	Mistassini.....	412	54	69	75	62	35	34	23	19	16	10	15
30	Montebello.....	309	102	58	63	36	19	11	8	7	2	3	-
31	Mont-Joli.....	864	211	184	152	114	81	53	26	14	10	8	11
32	Mont-Laurier.....	902	194	169	155	117	91	67	43	24	16	7	19
33	Montmagny.....	1,165	326	229	188	141	105	66	43	34	14	10	9
34	Montmorency.....	1,128	235	214	180	141	123	86	63	43	19	11	13
35	Montréal.....	246,389	87,309	62,361	46,437	24,608	12,135	6,378	3,244	1,810	980	551	576
36	Montréal E.....	1,023	213	208	236	171	94	49	28	10	5	7	2
37	Montréal N.....	3,201	768	711	659	442	262	154	77	30	19	19	26
38	Montréal S.....	1,037	284	261	195	142	68	48	18	12	4	3	2
39	Montréal W.-O.....	983	352	215	253	104	37	14	6	1	-	-	1
40	Mont-Royal.....	3,050	890	764	865	391	97	27	9	3	3	1	-
41	Napierville.....	297	104	54	36	39	19	22	9	8	2	1	3
42	Naudville.....	282	45	63	40	38	36	18	18	6	11	4	3
43	Nicolais.....	552	145	109	88	73	49	30	19	16	7	9	7
44	Noranda.....	2,139	434	524	504	329	170	87	35	25	14	8	9
45	Normandin.....	292	47	44	47	38	28	20	27	18	7	4	12
46	N.-D.-d'Hébertville.....	216	36	34	32	20	25	12	17	15	6	8	11
47	N.-D.-de-Lorette.....	500	103	102	81	63	53	38	17	14	12	7	10
48	N.-D.-de-Portneuf.....	260	95	56	30	27	21	10	8	3	7	-	3
49	N.-D.-du-Lac.....	255	63	38	39	33	19	22	20	11	5	2	3
50	Ormstown.....	278	107	53	53	30	18	11	4	2	-	-	-
51	Outremont.....	7,329	2,875	1,752	1,436	785	280	116	41	23	10	6	5
52	Papineauville.....	223	76	50	31	19	22	13	5	5	1	1	-
53	Parent.....	260	52	54	52	39	24	13	11	11	1	1	2
54	Pierreville.....	316	91	53	56	37	40	18	7	5	5	1	3
55	Plessisville.....	1,037	274	209	171	134	96	59	31	26	20	5	12
56	Pointe-a-Gatineau.....	837	161	186	174	114	80	60	27	16	10	4	5
57	Pointe-au-Pic.....	236	60	37	47	34	22	19	9	4	1	2	1
58	Pointe-aux-Trembles.....	1,767	478	397	351	246	136	69	40	23	13	6	8
59	Pointe-Claire.....	2,307	714	558	622	251	94	41	18	3	2	3	1
60	Pont-Rouge.....	480	113	89	94	56	40	27	28	11	8	5	9
61	Pont-Viau.....	1,130	258	230	231	170	106	70	25	15	14	5	6
62	Port-Alfred.....	728	109	134	139	99	70	48	38	32	24	17	18
63	Price.....	549	110	91	83	80	56	51	28	28	13	3	6
64	Princeville.....	395	96	78	63	49	36	31	14	10	4	6	8
65	Québec.....	33,830	10,024	7,454	5,947	3,997	2,480	1,544	911	607	374	215	277
66	Québec W.-O.....	1,328	197	254	223	189	134	102	80	46	32	35	36

TABLEAU 132. Familles, selon le nombre et l'âge des enfants de 24 ans et moins à la maison, enfants dans les familles, par groupe d'âge et selon l'activité, cités, villes et villages constitués de 1,000 et plus, 1951 - suite

Familles with children by age of children — Familles avec enfants selon l'âge des enfants				Children by age and activity — Enfants selon l'âge et l'activité									No
				Total	Under 6 years — De moins de 6 ans	6-13 years — De 6-13 ans	14-17 years — 14-17 ans			18-24 years — 18-24 ans			
All under 14 — Tous enfants de moins de 14 ans	Under and over 14 — De moins et de plus de 14 ans	All over 14 — Tous enfants de plus de 14 ans	Total				At school — A l'école	In labour force — Figurant à la main- d'oeuvre	Total	At school — A l'école	In labour force — Figurant à la main- d'oeuvre		
623	375	109	139	1,634	616	495	216	133	59	307	25	240	1
455	300	91	64	1,203	475	429	148	79	54	151	19	119	2
2,112	1,434	317	361	4,792	1,998	1,530	550	326	167	714	55	584	3
428	272	98	58	1,386	509	496	171	129	29	210	37	147	4
383	251	78	54	1,251	456	461	154	92	52	180	19	139	5
1,522	911	335	276	4,720	1,568	1,665	631	413	137	856	100	625	6
208	107	47	54	631	186	211	101	53	30	133	9	100	7
1,484	899	313	272	4,585	1,539	1,592	581	407	90	873	118	603	8
628	419	114	95	1,701	679	587	196	101	48	239	13	198	9
332	230	52	50	811	384	254	95	56	30	78	2	68	10
701	477	129	95	1,909	771	640	231	91	75	267	11	234	11
433	297	49	87	920	350	345	101	86	7	124	22	91	12
392	238	84	70	1,227	433	420	178	93	56	196	16	146	13
1,803	1,086	327	390	5,332	1,699	1,793	654	428	100	1,186	189	772	14
1,858	1,163	319	376	4,521	1,609	1,525	575	368	125	812	103	614	15
696	429	129	138	2,155	771	736	261	172	58	387	43	287	16
595	314	161	120	1,881	535	663	304	140	115	379	19	315	17
157	100	32	25	569	216	208	61	40	7	84	10	47	18
141	90	36	15	534	198	204	70	55	12	62	13	36	19
1,140	793	201	146	3,155	1,328	1,147	344	156	139	336	16	298	20
2,026	1,275	426	325	5,859	2,194	2,089	760	446	196	816	73	677	21
986	736	164	86	2,970	1,280	1,195	256	169	63	239	26	190	22
603	344	166	93	1,982	714	722	273	169	64	273	28	212	23
418	256	74	88	1,101	407	357	150	70	59	187	19	152	24
249	148	55	46	723	249	270	109	69	17	95	9	58	25
996	585	236	175	3,117	1,111	1,040	391	279	60	575	57	405	26
269	194	43	32	642	268	240	64	45	15	70	3	60	27
976	591	208	177	3,099	1,194	1,067	414	248	102	424	48	326	28
358	238	89	31	1,370	537	516	146	78	22	171	9	108	29
207	127	38	42	563	187	215	75	48	16	86	10	67	30
653	406	132	115	1,949	726	665	236	162	32	322	40	192	31
708	435	157	116	2,345	842	841	309	193	70	353	39	254	32
839	477	190	172	2,577	874	846	358	175	75	499	45	341	33
893	483	227	183	2,991	902	1,045	418	177	139	626	33	530	34
159,080	93,651	26,489	38,940	360,680	120,281	118,102	51,091	28,299	16,464	71,206	7,212	57,194	35
810	563	150	97	2,181	972	700	264	159	81	245	14	213	36
2,433	1,651	433	349	6,703	2,816	2,242	824	407	290	821	50	671	37
753	525	113	115	1,861	824	610	208	118	52	219	12	177	38
631	350	101	180	1,305	371	500	175	164	3	259	104	137	39
2,160	1,334	293	533	4,298	1,430	1,642	536	451	20	690	255	362	40
193	114	39	40	600	186	248	86	55	25	80	10	55	41
237	143	50	44	797	296	284	98	63	10	119	16	73	42
407	239	84	84	1,290	422	470	178	129	32	220	35	153	43
1,705	1,211	284	210	4,298	1,690	1,746	464	348	76	398	77	286	44
245	144	77	24	978	349	367	145	78	37	117	10	81	45
180	95	60	25	772	249	269	124	65	24	130	11	83	46
397	253	88	56	1,328	493	446	168	105	32	221	20	169	47
165	100	32	33	489	164	169	62	35	10	94	8	64	48
192	117	54	21	690	285	240	82	63	11	83	20	51	49
171	107	28	36	414	149	146	55	40	9	64	8	52	50
4,454	2,102	844	1,508	9,272	2,337	3,033	1,575	1,264	144	2,327	744	1,318	51
147	92	25	30	404	163	149	46	26	10	46	5	38	52
208	142	39	27	617	248	225	73	39	25	71	2	62	53
225	133	49	43	687	224	264	92	63	21	107	24	68	54
763	496	148	119	2,333	939	782	287	178	79	325	30	251	55
676	446	139	91	1,944	815	652	241	103	73	236	14	196	56
176	89	49	38	534	158	183	72	42	10	121	14	69	57
1,289	839	229	221	3,373	1,336	1,146	401	237	109	490	45	392	58
1,593	1,147	194	252	3,318	1,451	1,130	332	266	47	405	72	296	59
367	227	74	66	1,192	417	431	145	92	14	199	19	125	60
872	620	144	108	2,452	1,066	887	252	80	89	247	21	196	61
619	351	161	107	2,229	720	771	311	222	41	427	51	267	62
439	249	132	58	1,536	578	554	201	79	16	203	11	107	63
299	202	63	34	974	387	366	114	63	30	107	10	76	64
23,806	13,276	4,772	5,758	66,602	20,481	21,537	9,404	5,758	1,962	15,180	2,024	10,751	65
1,131	692	284	155	4,091	1,513	1,417	526	219	148	635	17	515	66

TABLE 132. Families by number and age of children 24 years of age and under at home, children in families by age group and activity, for incorporated cities, towns, and villages of 1,000 population and over, 1951 - Continued

No.	City, town, or village Cité, ville ou village	Total	Families by number of children Familles selon le nombre d'enfants										
			0	1	2	3	4	5	6	7	8	9	10+
			Québec - Con. - suite										
1	Rawdon .....	417	147	65	71	48	35	19	13	8	3	3	5
2	Richelleu .....	237	75	49	45	26	19	9	9	3	1	—	1
3	Richmond .....	789	246	180	148	97	46	35	20	8	2	5	2
4	Rigaud .....	323	107	84	61	39	30	10	5	1	4	—	2
5	Rimouski .....	2,169	433	429	391	326	206	151	87	63	38	21	24
6	Rivière-du-Loup .....	1,848	537	378	301	219	146	122	63	23	20	16	23
7	Rivière-du-Moulin .....	487	71	89	84	67	53	49	25	17	13	7	12
8	Roberval .....	803	163	127	137	92	78	58	60	39	20	13	16
9	Rock Island .....	396	131	95	89	42	15	10	7	2	4	1	—
10	Rouyn .....	2,993	600	701	576	406	279	173	105	63	42	26	22
11	Ste-Agathe-des-Monts .....	1,088	302	216	206	164	96	42	23	20	9	5	5
12	St-Alexis-de-la-Grande-Baie .....	497	67	73	65	78	53	44	31	34	18	13	21
13	St-Ambroise .....	176	25	27	19	24	21	17	15	9	10	4	5
14	Ste-Anne-de-Beaupré .....	351	96	89	47	36	25	30	11	13	1	1	2
15	Ste-Anne-de-Bellevue .....	812	271	195	156	102	45	21	11	1	3	4	3
16	Ste-Anne-de-Chicoutimi .....	696	89	121	110	94	71	64	51	34	26	16	20
17	St-Basile S. ....	294	109	53	47	31	18	11	11	4	3	3	4
18	St-Casimir .....	267	69	57	43	37	24	13	11	4	3	2	4
19	St-Césaire .....	380	151	55	65	43	25	13	14	7	3	—	4
20	St-Coeur-de-Marie .....	184	26	34	26	21	21	14	12	10	7	6	7
21	St-Croix .....	217	54	42	37	22	28	12	5	9	5	3	—
22	St-Cyrille .....	243	76	32	36	32	22	16	7	5	6	9	2
23	St-Émilien .....	276	47	39	35	41	19	28	20	10	16	11	10
24	St-Eustache .....	622	187	126	112	96	48	22	13	9	5	2	2
25	St-Eustache-sur-le-Lac .....	850	252	219	195	104	42	19	14	4	—	1	—
26	St-Félicien .....	501	93	89	75	67	59	36	27	28	15	6	6
27	St-Félix-de-Valois .....	256	73	56	36	35	18	13	7	5	3	5	5
28	St-Foy .....	780	151	138	173	117	71	53	36	21	9	1	10
29	St-Gabriel-de-Brandon .....	609	199	139	88	82	31	27	13	15	7	4	4
30	Ste-Geneviève-de-Pierrefonds .....	272	71	58	54	33	20	17	10	2	5	1	1
31	St-Georges (Beauce Co.) .....	559	110	152	101	62	53	38	15	12	9	4	3
32	St-Georges (Champlain Co.) .....	229	51	35	34	44	22	12	14	6	3	3	5
33	St-Georges W.-O. (Beauce Co.) .....	534	109	128	95	72	35	27	24	15	13	8	8
34	St-Hilaire .....	309	97	64	54	41	26	10	8	3	4	2	—
35	St-Hyacinthe .....	4,181	1,438	919	732	467	258	161	87	48	35	16	20
36	St-Jacques .....	336	105	55	42	45	30	27	10	5	7	5	5
37	St-Jean .....	4,099	1,220	1,020	749	498	281	144	91	45	23	13	15
38	St-Jean-de-Boischatel .....	270	67	52	48	39	20	18	7	9	4	1	5
39	St-Jérôme (Lac-St-Jean Co.) .....	271	52	39	49	37	32	18	14	10	7	8	5
40	St-Jérôme (Terrebonne Co.) .....	3,858	972	828	764	505	331	186	123	62	30	28	29
41	St-Joseph (Beauce Co.) .....	487	134	90	74	59	49	27	20	14	5	11	4
42	St-Joseph (St-Hyacinthe Co.) .....	443	94	100	87	68	29	25	13	8	7	6	6
43	St-Joseph (Drummond Co.) .....	1,403	338	342	229	187	114	76	53	19	21	10	14
44	St-Joseph-d'Alma .....	1,414	209	244	206	186	145	123	87	85	55	37	37
45	St-Joseph-de-la-Rivière-Bleue .....	277	65	59	49	25	28	16	10	8	6	6	5
46	St-Joseph-de-Sorel .....	761	180	177	159	120	62	19	21	12	7	2	2
47	St-Jovite .....	327	89	68	64	38	22	20	12	7	4	1	2
48	St-Lambert .....	2,269	803	534	527	255	77	37	20	12	3	—	1
49	St-Laurent .....	5,039	1,420	1,337	1,268	511	249	125	52	31	18	13	15
50	St-Marc-des-Carrières .....	475	103	101	90	53	43	24	18	13	14	6	10
51	St-Marie .....	488	145	105	70	58	31	25	22	11	14	6	1
52	St-Michel .....	2,405	552	611	501	322	191	88	57	36	21	11	15
53	St-Pacôme .....	235	49	55	37	35	19	11	14	5	5	2	3
54	St-Pascal .....	356	103	70	43	48	33	19	10	15	3	6	6
55	St-Pie .....	270	100	50	40	36	18	8	8	5	3	—	2
56	St-Pierre .....	1,232	374	302	265	145	65	37	21	8	6	4	5
57	St-Raymond .....	648	174	121	109	81	56	39	24	18	12	8	6
58	St-Rémi .....	396	119	78	68	53	23	20	14	7	7	1	6
59	Ste-Rosalie .....	226	63	41	36	32	18	11	10	4	6	2	3
60	Sté-Rose .....	873	272	204	176	100	56	29	13	13	5	2	3
61	St-Sauveur-des-Monts .....	254	90	45	54	29	16	9	3	5	—	1	2
62	St-Siméon .....	206	34	32	38	25	26	17	10	12	5	1	6
63	Ste-Thècle .....	286	57	47	51	41	29	16	20	11	6	3	5
64	Ste-Thérèse .....	1,575	430	320	311	195	149	79	41	18	21	2	9
65	St-Tite .....	553	116	104	99	73	52	42	21	13	15	10	8
66	Sayabec .....	420	105	60	64	47	41	33	35	12	7	4	12

TABLEAU 132. Familles, selon le nombre et l'âge des enfants de 24 ans et moins à la maison, enfants dans les familles, par groupe d'âge et selon l'activité, cités, villes et villages constitués de 1,000 et plus, 1951 - suite

Familles with children by age of children — Familles avec enfants selon l'âge des enfants				Children by age and activity — Enfants selon l'âge et l'activité									No
				Total	Under 6 years — De moins de 6 ans	6-13 years — De 6-13 ans	14-17 years — 14-17 ans			18-24 years — 18-24 ans			
							Total	At school — A l'école	In labour force — Figurant à la main- d'oeuvre	Total	At school — A l'école	In labour force — Figurant à la main- d'oeuvre	
All under 14 — Tous enfants de moins de 14 ans	Under and over 14 — De moins et de plus de 14 ans	All over 14. — Tous enfants de plus de 14 ans	Total	Under 6 years — De moins de 6 ans	6-13 years — De 6-13 ans	Total	At school — A l'école	In labour force — Figurant à la main- d'oeuvre	Total	At school — A l'école	In labour force — Figurant à la main- d'oeuvre		
270	176	58	36	824	313	333	98	68	25	80	7	68	1
162	102	35	25	433	163	138	70	3	13	62	1	48	2
543	351	83	109	1,385	546	489	166	108	45	184	19	147	3
216	132	36	48	565	192	204	67	47	14	102	14	71	4
1,736	1,123	363	250	5,491	2,049	1,980	640	445	110	822	139	516	5
1,311	780	248	283	3,946	1,401	1,346	521	390	59	678	103	407	6
416	285	78	53	1,486	608	517	161	107	29	200	16	157	7
640	372	166	102	2,360	789	851	319	183	69	401	42	264	8
265	176	39	50	606	266	207	73	55	14	60	13	46	9
2,393	1,631	456	306	6,929	2,766	2,536	807	501	174	820	102	653	10
786	514	153	119	2,171	841	792	274	162	56	264	21	206	11
430	255	118	57	1,791	654	656	214	136	42	267	25	166	12
151	84	47	20	629	249	213	93	49	21	74	5	55	13
255	134	55	66	735	218	248	99	61	23	170	18	124	14
541	284	110	147	1,262	355	446	200	126	56	261	37	202	15
607	388	147	72	2,344	927	839	275	176	45	303	13	231	16
185	108	34	43	556	182	162	78	37	22	134	4	104	17
198	109	40	49	595	199	193	81	54	16	122	8	89	18
229	135	49	45	678	239	238	95	60	30	106	12	88	19
158	99	39	20	630	254	227	75	6	18	74	2	48	20
163	98	29	36	514	225	156	65	52	5	68	12	38	21
167	98	42	27	594	234	213	78	44	19	69	2	59	22
229	132	71	26	981	337	392	122	87	19	130	13	88	23
435	293	68	74	1,164	472	387	128	70	37	177	24	127	24
598	434	73	91	1,305	572	460	141	88	38	132	16	101	25
408	258	91	59	1,450	536	481	200	127	41	233	30	158	26
183	107	46	30	572	186	223	89	64	14	74	8	44	27
629	433	111	85	1,936	753	727	201	153	21	255	44	156	28
410	243	82	85	1,142	397	389	154	86	44	202	19	162	29
201	111	46	44	567	189	182	84	50	13	112	20	70	30
449	276	90	83	1,256	477	396	156	93	40	227	27	159	31
178	105	45	28	613	232	203	87	46	25	91	8	69	32
425	252	87	86	1,320	483	428	190	98	63	219	15	178	33
212	140	33	39	568	215	201	62	43	17	90	9	73	34
2,743	1,620	511	612	7,111	2,443	2,370	991	526	351	1,307	141	1,057	35
231	124	71	36	781	251	296	113	73	16	121	16	81	36
2,879	1,771	513	595	7,189	2,571	2,418	948	607	267	1,252	150	1,025	37
203	130	38	35	639	221	221	79	51	14	118	10	82	38
219	124	61	34	808	275	289	108	74	13	136	14	80	39
2,886	1,817	595	474	8,109	2,887	2,818	1,050	555	405	1,354	77	1,198	40
-353	190	90	73	1,151	385	388	163	93	43	215	31	148	41
349	241	70	38	1,028	413	371	121	56	46	123	12	102	42
1,085	653	227	185	3,066	1,165	1,028	390	232	92	483	25	407	43
1,205	691	351	163	4,696	1,548	1,692	671	418	119	785	79	542	44
212	131	52	29	695	268	259	85	55	16	83	12	53	45
581	388	90	103	1,504	620	506	167	81	44	211	9	166	46
238	140	54	44	683	234	270	90	63	12	89	14	65	47
1,466	892	215	359	3,084	1,052	1,052	391	313	59	589	138	409	48
3,619	2,647	437	535	7,979	3,579	2,564	826	499	186	1,010	135	747	49
372	220	84	68	1,218	377	427	180	89	34	234	9	140	50
343	208	60	75	1,054	355	382	142	78	42	175	16	128	51
1,853	1,276	316	261	4,811	2,006	1,606	571	304	218	628	30	538	52
186	104	38	44	581	207	183	76	60	7	115	13	68	53
253	152	57	44	833	285	288	115	93	11	145	31	84	54
170	89	40	41	478	160	160	85	40	31	73	5	57	55
858	528	152	178	2,030	682	699	273	149	95	376	30	329	56
474	291	104	79	1,506	547	495	196	117	50	268	22	191	57
277	169	57	51	825	289	291	121	54	40	124	12	88	58
163	106	29	28	523	202	199	63	35	25	59	6	43	59
601	390	81	130	1,483	555	509	175	99	46	244	24	182	60
164	115	30	19	432	166	174	56	38	17	36	2	26	61
172	96	52	24	628	189	228	96	61	21	115	11	83	62
229	138	59	32	795	304	267	108	73	17	116	14	74	63
1,145	754	190	201	3,171	1,235	1,040	392	197	111	504	30	396	64
437	256	95	86	1,458	489	498	194	121	46	277	36	206	65
315	163	99	63	1,176	374	425	163	118	19	208	24	142	66

TABLE 132. Families by number and age of children 24 years of age and under at home, children in families by age group and activity, for incorporated cities, towns, and villages of 1,000 population and over, 1951 - Continued

No.	City, town, or village Cité, ville ou village	Total	Families by number of children Familles selon le nombre d'enfants										
			0	1	2	3	4	5	6	7	8	9	10+
<b>Québec - Con.-fin</b>													
1	Scotstown .....	313	98	78	46	38	19	11	8	5	5	3	2
2	Senneterre .....	317	64	67	43	47	34	26	15	10	4	1	6
3	Sept-Îles .....	386	99	75	78	47	23	33	11	10	4	2	4
4	Shawinigan Falls .....	5,704	1,309	1,217	1,032	760	500	343	244	120	70	45	64
5	Shawinigan S. ....	1,356	251	264	259	188	141	89	60	40	30	16	18
6	Shawville .....	282	106	55	63	35	9	5	4	3	—	1	1
7	Sherbrooke .....	11,034	3,118	2,538	2,172	1,355	778	464	265	155	90	57	42
8	Sillery .....	2,167	464	497	454	321	208	102	56	37	12	4	12
9	Sorel .....	3,240	851	725	640	404	258	178	87	47	23	12	15
10	Sutton .....	319	116	64	52	42	19	15	8	2	1	—	—
11	Tadoussac .....	183	41	31	16	22	20	18	12	4	8	6	5
12	Témiscaming .....	596	150	132	130	84	36	26	18	9	5	3	3
13	Templeton .....	362	78	72	60	46	47	25	7	13	11	1	2
14	Terrebonne .....	715	201	155	140	77	63	35	15	10	11	2	6
15	Thetford Mines .....	3,330	802	749	567	460	289	198	107	65	43	25	25
16	Thurso .....	438	121	81	83	61	39	22	14	7	1	2	7
17	Trois-Pistoles .....	712	183	125	110	100	64	39	32	28	15	9	7
18	Trois-Rivières .....	9,466	2,464	2,060	1,676	1,133	836	474	331	203	132	65	92
19	Val-d'Or .....	1,863	386	466	394	252	164	86	62	20	18	6	9
20	Valleyfield (Salaberry-de-) .....	4,996	1,365	1,076	952	656	416	225	135	65	51	30	25
21	Vallée-Jonction .....	272	76	61	49	28	20	13	7	9	5	2	2
22	Varenes .....	220	71	42	36	27	20	11	5	4	—	3	1
23	Verchères .....	269	90	51	51	23	21	11	17	2	2	1	—
24	Verdun .....	20,123	6,737	5,556	4,126	2,013	950	395	188	75	44	23	16
25	Victoriaville .....	2,825	769	595	473	340	240	171	91	52	36	23	35
26	Ville-Marie .....	243	53	42	40	45	18	17	12	9	1	4	2
27	Warwick .....	435	119	71	73	48	42	27	22	16	7	1	9
28	Waterloo .....	912	243	201	192	111	67	49	25	10	8	1	5
29	Waterville .....	231	69	43	48	25	13	15	5	5	4	3	1
30	Weedon-Centre .....	216	65	36	22	36	22	12	10	5	3	3	2
31	Westmount .....	5,779	2,634	1,270	1,024	534	208	70	24	9	5	1	—
32	Windsor .....	1,028	270	193	200	134	91	52	41	14	14	9	10
<b>Ontario</b>													
33	Acton .....	748	274	198	160	62	34	13	4	3	—	—	—
34	Alexandria .....	495	166	93	84	60	40	21	17	7	3	2	2
35	Alliston .....	529	222	120	107	49	14	12	2	3	—	—	—
36	Almonte .....	669	255	156	118	62	40	20	8	6	4	—	—
37	Amherstburg .....	897	286	214	187	97	55	32	9	8	3	2	4
38	Arnprior .....	1,113	405	267	225	114	44	28	11	12	4	—	3
39	Arthur .....	269	106	53	59	26	12	5	6	2	—	—	—
40	Aurora .....	903	382	192	204	76	28	14	4	1	—	1	1
41	Aylmer .....	956	375	269	180	83	28	10	4	4	1	1	1
42	Bancroft .....	332	113	72	58	43	20	13	10	2	1	—	—
43	Barrie .....	3,367	1,276	896	707	281	130	42	16	10	6	2	1
44	Barry's Bay .....	279	73	56	62	38	22	18	3	5	2	—	—
45	Beamsville .....	469	187	103	98	51	20	6	3	1	—	—	—
46	Beaverton .....	269	124	62	41	27	7	6	1	—	1	—	2
47	Belle River .....	351	131	63	62	34	26	18	6	6	3	—	—
48	Belleville .....	5,180	1,907	1,466	1,010	484	187	71	34	14	3	2	2
49	Blenheim .....	630	236	137	141	55	33	18	4	5	1	—	—
50	Blind River .....	537	154	115	90	66	47	27	20	6	7	4	1
51	Bobcaygeon .....	320	146	68	59	33	7	3	3	1	—	—	—
52	Bowmanville .....	1,439	487	398	312	149	53	22	10	3	1	2	2
53	Bracebridge .....	710	253	196	146	66	34	9	2	2	—	—	2
54	Bradford .....	369	130	93	77	35	22	6	2	2	1	—	1
55	Brampton .....	2,241	904	558	460	197	72	27	14	2	3	2	2
56	Brantford .....	9,774	3,816	2,567	1,955	900	337	114	48	20	9	4	4
57	Bridgeport .....	304	79	98	70	35	12	4	3	3	—	—	—
58	Brighton .....	522	202	128	91	48	26	14	7	2	3	1	—
59	Brockville .....	3,202	1,222	882	623	282	121	37	18	13	4	—	1
60	Burlington .....	1,651	587	435	395	153	48	22	5	3	2	—	—
61	Burlington Beach .....	756	253	171	185	88	41	11	5	1	1	—	—
62	Caledonia .....	442	172	104	84	50	21	7	3	1	1	—	—



**TABLEAU 132. Familles, selon le nombre et l'âge des enfants de 24 ans et moins à la maison, enfants dans les familles, par groupe d'âge et selon l'activité, cités, villes et villages constitués de 1,000 et plus, 1951 - suite**

Familles with children by age of children — Familles avec enfants selon l'âge des enfants				Children by age and activity — Enfants selon l'âge et l'activité									No	
				Total	Under 6 years — De moins de 6 ans			14-17 years — 14-17 ans			18-24 years — 18-24 ans			
					All under 14 — Tous enfants de moins de 14 ans	Under and over 14 — De moins et de plus de 14 ans	All over 14 — Tous enfants de plus de 14 ans	Total	At school — A l'école	In labour force — Figurant à la main-d'oeuvre	Total	At school — A l'école		In labour force — Figurant à la main-d'oeuvre
215	127	59	29	586	192	224	95	58	22	75	3	54	1	
253	168	60	25	833	336	316	89	63	11	92	9	66	2	
287	179	74	34	858	325	306	106	39	41	121	2	100	3	
4,395	2,676	989	730	13,259	4,400	4,763	1,788	1,249	346	2,308	397	1,615	4	
1,105	757	227	121	3,578	1,369	1,329	401	287	76	479	65	346	5	
176	99	41	36	411	144	147	68	52	10	52	12	38	6	
7,916	5,017	1,443	1,456	20,751	7,563	7,250	2,621	1,651	709	3,317	379	2,661	7	
1,703	1,062	315	326	4,562	1,564	1,642	573	481	43	783	241	401	8	
2,389	1,435	436	518	6,440	2,246	2,210	835	424	288	1,149	65	927	9	
203	118	39	46	515	186	184	74	45	19	71	6	60	10	
142	70	55	17	574	177	230	89	50	24	78	10	46	11	
446	274	102	70	1,187	427	446	171	137	23	143	17	114	12	
284	178	64	42	894	339	334	110	53	26	111	2	87	13	
514	322	93	99	1,421	536	506	161	44	56	218	11	174	14	
2,528	1,558	513	457	7,338	2,438	2,661	975	620	203	1,264	121	927	15	
317	204	63	50	930	384	310	122	57	48	114	7	90	16	
529	342	99	88	1,759	716	614	208	138	35	221	26	138	17	
7,002	3,917	1,611	1,474	20,605	6,506	7,129	3,024	1,778	880	3,946	499	2,902	18	
1,477	1,101	219	157	3,905	1,744	1,420	353	230	84	388	25	333	19	
3,631	2,260	713	658	9,951	3,487	3,580	1,316	706	422	1,568	110	1,329	20	
196	106	43	47	574	200	180	75	37	24	119	13	85	21	
149	90	25	34	425	146	141	53	38	9	85	7	65	22	
179	110	26	43	502	185	159	61	34	15	97	12	76	23	
13,386	7,959	2,068	3,359	28,012	9,493	9,176	3,913	2,314	1,231	5,430	419	4,694	24	
2,056	1,224	415	417	6,170	2,194	2,117	830	455	277	1,029	90	841	25	
190	107	51	32	615	213	198	95	77	16	109	28	66	26	
316	192	67	57	1,070	393	383	136	77	37	158	17	117	27	
669	414	132	123	1,777	643	658	248	147	81	228	14	189	28	
162	115	28	19	475	185	191	46	28	15	53	2	42	29	
151	85	40	26	503	174	191	72	22	22	66	3	45	30	
3,145	1,389	539	1,217	6,358	1,518	2,046	1,067	932	73	1,727	672	938	31	
758	472	155	131	2,261	868	777	288	188	54	328	40	243	32	
474	306	73	95	950	399	311	127	84	31	113	11	99	33	
329	183	87	59	923	295	381	144	99	24	103	12	86	34	
307	194	54	59	630	244	222	92	72	14	72	10	61	35	
414	232	79	103	960	328	345	151	130	18	136	34	96	36	
611	379	119	113	1,453	559	519	198	166	15	177	45	116	37	
708	428	120	160	1,587	611	532	234	177	42	210	25	175	38	
163	100	28	35	372	146	129	52	42	8	45	9	33	39	
521	298	93	130	1,060	371	349	161	116	36	179	38	130	40	
581	410	69	102	1,121	474	407	148	94	22	92	16	65	41	
219	120	62	37	544	170	221	95	80	10	58	19	38	42	
2,091	1,369	292	430	4,125	1,631	1,441	568	427	88	485	95	349	43	
206	113	59	34	541	172	224	84	73	7	61	12	43	44	
282	173	50	59	587	192	222	82	49	28	91	16	71	45	
145	79	20	46	297	96	98	53	37	9	50	13	33	46	
220	137	50	33	606	220	223	91	74	13	72	7	56	47	
3,273	2,086	457	730	6,406	2,513	2,204	894	690	153	795	161	598	48	
394	236	82	76	873	312	315	145	111	29	101	13	85	49	
383	216	94	73	1,080	403	339	190	113	55	148	21	112	50	
174	114	25	35	353	145	137	44	35	6	27	6	18	51	
952	612	159	181	1,920	762	662	272	203	63	224	33	184	52	
457	287	75	95	913	323	334	145	114	20	111	23	81	53	
239	143	50	46	514	172	195	90	74	15	57	12	38	54	
1,337	840	191	306	2,653	1,025	884	389	239	108	355	54	282	55	
5,958	3,736	847	1,375	11,673	4,469	3,875	1,640	1,125	415	1,689	235	1,380	56	
225	148	36	41	450	183	146	62	36	25	59	3	56	57	
320	193	60	67	717	265	259	119	84	26	74	11	56	58	
1,980	1,268	293	419	3,874	1,447	1,384	540	409	95	503	119	363	59	
1,064	689	146	229	2,065	794	731	266	211	40	274	59	208	60	
503	315	91	97	1,069	410	379	140	98	33	140	17	119	61	
270	172	46	52	567	230	198	80	57	22	59	6	49	62	

TABLE 132. Families by number and age of children 24 years of age and under at home, children in families by age group and activity, for incorporated cities, towns, and villages of 1,000 population and over, 1951 - Continued

No.	City, town, or village Cité, ville ou village	Total	Families by number of children Familles selon le nombre d'enfants										
			0	1	2	3	4	5	6	7	8	9	10+
			Ontario - Con.-suite										
1	Campbellford .....	889	388	205	160	74	44	12	3	3	-	-	-
2	Capreol .....	494	136	135	106	51	35	15	9	3	2	1	1
3	Cardinal .....	465	169	115	89	48	18	9	7	7	1	-	2
4	Carleton Place .....	1,263	477	320	262	98	65	23	14	2	2	-	-
5	Casselton .....	256	83	57	37	27	18	11	9	9	2	2	1
6	Chatham .....	5,386	1,984	1,403	1,078	504	235	102	45	18	9	5	3
7	Chelmsford .....	260	59	42	47	41	34	16	10	6	3	-	2
8	Chesley .....	460	201	122	79	37	10	9	-	-	1	1	-
9	Chesterville .....	281	109	63	61	23	10	9	2	2	-	2	-
10	Chippawa .....	464	156	121	98	58	19	7	3	2	-	-	-
11	Clinton .....	699	293	185	129	53	24	9	4	1	-	1	-
12	Cobalt .....	537	186	126	96	61	28	19	10	6	3	-	2
13	Cobourg .....	1,733	636	433	365	163	81	32	9	9	1	3	1
14	Cochrane .....	791	211	201	162	100	51	28	17	11	6	3	1
15	Colborne .....	294	133	59	57	24	13	6	-	1	-	1	-
16	Collingwood .....	1,917	772	444	367	186	69	47	15	10	3	3	1
17	Coniston .....	501	104	118	115	69	38	28	12	9	3	4	1
18	Copper Cliff .....	972	225	250	271	124	64	26	7	2	1	1	1
19	Cornwall .....	4,058	1,211	978	854	498	239	137	59	31	27	17	7
20	Crystal Beach .....	322	131	75	51	41	14	10	-	-	-	-	-
21	Delhi .....	719	273	197	156	55	20	9	6	2	-	1	-
22	Deseronto .....	398	163	87	71	37	20	10	7	1	1	1	-
23	Dresden .....	536	211	108	121	47	27	11	5	5	-	1	-
24	Dryden .....	660	165	183	190	81	32	7	2	-	-	1	-
25	Dundas .....	1,787	663	416	379	196	91	27	8	4	2	1	-
26	Dunnville .....	1,198	494	300	230	96	51	10	11	4	1	-	1
27	Durham .....	477	202	113	90	37	20	8	3	1	2	1	-
28	Eastview .....	3,354	915	857	676	426	216	114	60	39	23	11	17
29	Eganville .....	315	97	76	58	38	22	10	8	3	-	2	1
30	Elmira .....	694	285	181	124	64	26	10	2	-	-	1	1
31	Elora .....	349	120	98	65	37	14	8	3	4	-	-	-
32	Englehart .....	415	131	113	89	48	28	2	2	1	-	-	1
33	Essex .....	728	268	178	152	74	30	12	10	2	1	1	-
34	Exeter .....	711	296	187	148	52	21	4	2	1	-	-	-
35	Fenelon Falls .....	341	151	78	67	23	14	4	1	1	1	1	-
36	Fergus .....	921	338	232	197	104	33	11	2	2	2	-	-
37	Fonthill .....	381	130	110	80	38	14	5	3	1	-	-	-
38	Forest .....	474	201	109	96	40	14	7	4	3	-	-	-
39	Forest Hill .....	4,130	1,493	1,027	1,083	400	95	22	4	3	3	-	-
40	Fort Erie .....	2,087	760	550	470	188	74	27	14	2	1	1	-
41	Fort Frances .....	2,010	592	470	474	243	132	40	38	14	4	1	2
42	Fort William .....	9,015	2,969	2,319	2,069	987	392	181	50	24	16	4	4
43	Frankford .....	367	120	92	80	57	10	4	3	1	-	-	-
44	Galt .....	5,184	1,996	1,379	1,077	437	184	63	28	11	4	3	2
45	Gananoque .....	1,176	456	278	239	112	45	26	12	5	2	1	-
46	Georgetown .....	922	358	228	209	72	31	16	5	2	1	-	-
47	Geraldton .....	784	156	213	211	122	43	20	11	6	-	-	2
48	Goderich .....	1,318	522	332	248	124	50	25	13	3	-	1	-
49	Gravenhurst .....	784	276	193	159	90	36	24	1	4	-	1	-
50	Grimsby .....	754	300	195	158	66	22	6	3	1	2	-	1
51	Guelph .....	7,084	2,659	1,846	1,381	669	302	127	57	22	8	7	6
52	Hagersville .....	474	196	101	107	42	17	7	1	2	-	-	1
53	Halleybury .....	532	185	119	116	63	26	7	7	3	1	3	2
54	Hamilton .....	55,764	21,763	14,774	11,284	4,797	1,844	715	334	138	56	35	24
55	Hanover .....	965	371	266	165	96	37	22	5	1	2	-	-
56	Harriston .....	397	168	94	69	43	11	9	1	1	1	-	-
57	Harrow .....	385	146	82	70	40	17	13	12	4	-	1	-
58	Havelock .....	306	128	71	58	32	7	6	3	1	-	-	-
59	Hawkesbury .....	1,544	392	308	284	191	148	77	59	36	23	14	12
60	Hearst .....	325	71	76	60	51	24	19	11	7	2	2	2
61	Hespeler .....	1,006	394	250	218	91	31	14	4	1	2	1	-
62	Humberstone .....	1,024	298	278	245	127	41	20	10	4	1	-	-
63	Huntsville .....	857	317	210	179	69	41	26	7	5	1	1	1
64	Ingersoll .....	1,722	693	386	360	169	73	27	3	3	9	1	1
65	Iroquois .....	266	97	67	61	20	12	4	2	3	-	-	-

TABLEAU 132. Familles, selon le nombre et l'âge des enfants de 24 ans et moins à la maison, enfants dans les familles, par groupe d'âge et selon l'activité, cités, villes et villages constitués de 1,000 et plus, 1951 - suite

Familles with children by age of children — Familles avec enfants selon l'âge des enfants				Children by age and activity — Enfants selon l'âge et l'activité									No
				Total	Under 6 years — De moins de 6 ans	6-13 years — De 6-13 ans	14-17 years — 14-17 ans			18-24 years — 18-24 ans			
							Total	At school — A l'école	In labour force — Figurant à la main- d'oeuvre	Total	At school — A l'école	In labour force — Figurant à la main- d'oeuvre	
501	329	82	90	1,022	392	383	140	118	19	107	30	72	1
358	220	66	72	826	303	301	111	83	24	111	19	86	2
296	179	61	56	673	217	271	105	84	12	80	17	57	3
786	491	119	176	1,627	593	594	250	197	37	190	44	130	4
173	101	35	37	502	167	194	75	48	17	66	11	47	5
3,402	2,200	532	670	7,064	2,644	2,573	943	744	160	904	216	657	6
201	136	45	20	622	268	224	91	61	23	39	3	33	7
259	154	34	71	493	182	166	73	49	18	72	22	43	8
172	102	40	30	383	147	136	61	50	6	39	7	27	9
308	184	49	75	634	236	220	100	83	16	78	13	61	10
406	296	48	62	783	368	270	89	70	15	56	17	38	11
351	197	71	83	854	277	324	132	98	29	121	18	95	12
1,097	643	198	256	2,298	860	760	350	270	56	328	58	255	13
580	349	120	111	1,433	561	476	208	158	28	188	38	136	14
161	106	29	26	343	139	131	42	36	4	31	13	14	15
1,145	695	218	232	2,468	842	946	373	252	90	307	34	247	16
397	231	84	82	1,056	367	385	156	116	26	148	24	112	17
747	402	159	186	1,633	480	592	266	232	20	295	57	220	18
2,847	1,670	573	604	6,841	2,412	2,377	1,036	787	189	1,016	147	817	19
191	133	32	26	406	147	168	56	47	8	35	10	25	20
446	281	57	108	858	321	296	123	96	17	118	13	94	21
235	143	49	43	536	204	198	85	67	12	49	9	37	22
325	209	58	58	728	268	288	106	70	25	66	11	43	23
495	337	58	100	981	403	343	134	114	12	101	19	77	24
1,124	708	174	242	2,362	887	852	310	214	75	313	73	232	25
704	448	103	153	1,414	534	493	209	143	50	178	38	133	26
275	171	45	59	574	203	211	87	53	22	73	17	51	27
2,439	1,685	413	341	6,019	2,488	2,070	701	447	163	760	53	652	28
218	133	48	37	541	183	202	86	71	13	70	15	52	29
409	250	65	94	806	303	256	116	77	21	131	9	110	30
229	136	40	53	481	179	164	72	51	19	66	14	48	31
284	171	39	74	586	233	178	97	82	14	78	17	57	32
460	313	65	82	975	408	351	113	90	21	103	20	76	33
415	318	41	56	762	385	251	66	50	13	60	10	48	34
190	107	30	53	387	117	147	59	39	18	64	12	50	35
583	351	96	136	1,167	438	392	166	131	23	171	40	126	36
251	162	32	57	490	189	172	72	55	16	57	6	46	37
273	162	51	60	557	199	204	77	63	12	77	23	49	38
2,637	1,303	481	853	4,952	1,263	1,843	843	777	21	1,003	520	378	39
1,327	866	190	271	2,600	973	970	359	287	44	298	75	206	40
1,418	840	296	282	3,262	1,192	1,149	467	382	66	454	74	362	41
6,046	3,801	939	1,306	12,575	4,813	4,244	1,685	1,325	224	1,833	258	1,482	42
247	161	35	51	508	199	185	76	54	17	48	5	41	43
3,188	2,043	441	704	6,219	2,391	2,110	851	513	300	867	128	714	44
720	460	116	144	1,534	532	586	213	159	39	203	35	156	45
564	380	80	104	1,118	479	365	151	92	42	123	12	108	46
628	453	106	69	1,404	616	536	156	121	26	96	19	66	47
796	508	136	152	1,633	626	598	203	153	34	206	54	148	48
508	318	98	92	1,088	404	415	163	136	18	106	35	63	49
454	253	68	133	878	286	311	147	114	18	134	32	88	50
4,425	2,637	768	1,020	9,143	3,332	3,058	1,362	895	392	1,391	182	1,160	51
278	188	42	48	574	246	202	77	55	15	49	6	42	52
347	212	60	75	798	278	299	95	57	12	126	21	85	53
34,001	20,714	4,986	8,301	66,682	24,520	22,219	9,159	6,209	2,328	10,784	1,413	8,963	54
594	368	99	127	1,195	461	405	170	120	35	159	25	130	55
229	138	36	55	471	193	152	66	47	12	60	12	44	56
239	141	47	51	584	206	235	79	68	8	64	10	53	57
178	115	31	32	366	145	139	47	41	1	35	6	25	58
1,152	662	281	209	3,470	1,164	1,288	480	315	125	538	28	471	59
254	158	54	42	712	268	262	92	63	19	90	16	67	60
612	394	87	131	1,209	485	412	156	90	58	156	20	133	61
726	426	135	165	1,509	544	499	235	165	60	231	27	198	62
540	312	112	116	1,173	381	447	196	148	36	149	33	111	63
1,029	666	141	222	2,140	799	787	277	217	47	277	48	215	64
169	105	28	38	350	128	128	51	34	16	43	3	37	65

TABLE 132. Families by number and age of children 24 years of age and under at home, children in families by age group and activity, for incorporated cities, towns, and villages of 1,000 population and over, 1951 - Continued

No.	City, town, or village Cité, ville ou village	Total	Families by number of children Familles selon le nombre d'enfants										
			0	1	2	3	4	5	6	7	8	9	10+
			Ontario - Con.-suite										
1	Iroquois Falls .....	329	90	83	52	33	16	7	3	4	1	-	-
2	Kapuskasing .....	1,116	261	295	279	153	64	29	15	12	7	1	-
3	Keewatin .....	449	153	122	91	50	18	7	5	2	-	-	-
4	Kemptville .....	397	182	96	61	32	17	5	2	2	-	-	1
5	Kenora .....	2,284	747	597	539	235	101	35	20	7	2	-	-
6	Kincardine .....	700	290	156	131	66	34	14	6	1	1	1	-
7	Kingston .....	8,485	3,313	2,323	1,677	690	293	103	50	16	11	2	7
8	Kingsville .....	706	280	177	134	65	31	11	4	2	-	-	-
9	Kitchener .....	11,832	4,515	3,196	2,380	1,070	396	158	65	33	9	4	2
10	Lakefield .....	431	153	106	71	58	19	13	4	2	2	-	-
11	La Salle .....	476	142	119	111	50	25	12	7	4	3	-	3
12	Leamington .....	1,900	758	459	393	173	69	27	9	7	3	1	1
13	Leaside .....	4,693	1,567	1,333	1,276	385	95	28	6	2	1	-	-
14	Levack .....	392	71	110	101	62	32	8	4	3	1	-	4
15	Lindsay .....	2,481	927	629	475	250	120	31	26	12	2	5	-
16	Listowel .....	914	387	216	173	77	35	11	9	2	1	1	2
17	Little Current .....	341	112	82	65	37	18	14	8	4	-	-	1
18	London .....	24,679	10,065	6,567	4,746	2,032	785	280	118	57	18	8	3
19	Long Branch .....	2,432	858	642	583	225	68	32	16	3	3	-	-
20	Madoc .....	327	110	92	73	29	14	5	2	2	-	-	-
21	Markdale .....	252	114	65	38	18	7	8	1	1	-	-	-
22	Markham .....	425	153	109	81	45	24	8	3	2	1	-	-
23	Marmora .....	289	112	73	50	23	11	7	10	2	5	-	3
24	Mattawa .....	674	150	162	136	82	58	37	21	12	3	-	-
25	Meaford .....	876	420	184	143	69	34	18	5	3	-	-	-
26	Merritton .....	1,256	396	341	275	139	64	23	8	2	6	1	1
27	Midland .....	1,871	681	457	353	203	94	38	24	13	2	4	2
28	Milton .....	635	230	161	134	68	24	6	4	2	1	-	-
29	Milverton .....	291	129	60	67	18	11	2	2	1	1	-	1
30	Mimico .....	3,254	1,300	885	680	250	94	29	8	6	-	-	-
31	Mitchell .....	529	245	118	102	38	15	7	1	2	1	-	-
32	Morrisburg .....	476	202	99	92	49	16	9	3	1	3	2	1
33	Mount Forest .....	591	255	143	87	58	29	13	4	1	-	-	-
34	Napanee .....	1,026	413	258	192	83	41	25	8	1	5	-	-
35	New Hamburg .....	438	162	101	92	47	23	3	4	3	3	-	-
36	New Liskeard .....	1,051	330	258	208	128	66	27	16	12	1	3	2
37	Newmarket .....	1,441	571	335	303	133	59	27	9	1	1	1	1
38	New Toronto .....	2,632	942	781	586	204	74	23	11	5	4	-	-
39	Niagara .....	547	186	126	145	53	19	12	2	2	9	4	2
40	Niagara Falls .....	6,101	2,475	1,553	1,177	534	213	91	28	15	9	4	7
41	North Bay .....	4,468	1,396	1,177	909	488	249	125	56	28	22	11	1
42	Norwich .....	379	181	69	73	31	15	6	2	-	-	2	-
43	Oakville .....	1,796	601	465	407	203	79	25	5	6	3	2	1
44	Orangeville .....	848	354	200	150	86	30	12	7	6	1	1	2
45	Orillia .....	3,182	1,183	808	659	302	128	63	19	7	8	3	4
46	Oshawa .....	11,170	3,982	3,150	2,433	1,007	338	148	55	28	18	7	4
47	Ottawa .....	48,811	17,466	12,212	10,040	4,895	2,214	976	478	259	129	67	3
48	Owen Sound .....	4,282	1,587	1,034	915	413	201	58	40	14	13	4	-
49	Palmerston .....	443	209	95	81	30	11	10	3	3	1	-	1
50	Paris .....	1,379	534	330	280	140	60	19	10	2	2	1	-
51	Parry Sound .....	1,290	412	317	270	147	59	47	21	6	5	3	3
52	Pembroke .....	3,047	969	758	601	337	194	80	50	31	13	10	7
53	Penetanguishene .....	988	278	217	179	124	89	32	39	15	6	2	1
54	Perth .....	1,217	444	307	238	135	48	21	8	12	2	1	4
55	Peterborough .....	9,807	3,483	2,464	2,110	1,004	423	172	68	60	9	10	4
56	Petrolia .....	778	294	175	170	73	37	12	11	5	-	-	1
57	Pictou .....	1,142	492	278	211	97	36	12	8	3	3	1	-
58	Point Edward .....	464	149	121	78	62	28	9	6	5	5	1	-
59	Port Arthur .....	8,082	2,591	2,202	1,821	869	351	142	54	32	11	3	6
60	Port Colborne .....	2,151	706	570	489	215	100	31	20	12	4	3	1
61	Port Credit .....	997	337	257	242	105	39	8	8	1	-	-	-
62	Port Dalhousie .....	690	206	188	160	85	34	12	4	1	-	-	-
63	Port Dover .....	653	233	169	144	57	26	9	5	6	3	1	-
64	Port Elgin .....	420	202	92	69	27	17	8	3	1	-	-	1
65	Port Hope .....	1,748	656	450	364	166	66	29	10	2	2	-	-

TABLEAU 132. Familles, selon le nombre et l'âge des enfants de 24 ans et moins à la maison, enfants dans les familles, par groupe d'âge et selon l'activité, cités, villes et villages constitués de 1,000 et plus, 1951 - suite

Familles with children by age of children — Familles avec enfants selon l'âge des enfants				Children by age and activity — Enfants selon l'âge et l'activité									No				
				Total	All under 14 — Tous enfants de moins de 14 ans	Under and over 14 — De moins et de plus de 14 ans	All over 14 — Tous enfants de plus de 14 ans	Total	Under 6 years — De moins de 6 ans	6-13 years — De 6-13 ans	14-17 years — 14-17 ans			18-24 years — 18-24 ans			
											Total	At school — A l'école		In labour force — Figurant à la main- d'oeuvre	Total	At school — A l'école	In labour force — Figurant à la main- d'oeuvre
239	144	39	56	519	169	180	80	69	7	90	28	54	1				
855	532	158	165	1,952	742	657	280	222	35	273	62	190	2				
296	162	45	89	614	215	195	96	72	15	108	14	87	3				
215	137	35	43	433	154	171	56	46	8	52	17	34	4				
1,537	941	267	329	3,155	1,134	1,140	450	362	69	431	95	313	5				
410	251	60	99	882	307	331	119	93	17	125	20	100	6				
5,172	3,175	765	1,232	10,024	3,777	3,278	1,470	1,094	268	1,499	334	1,081	7				
426	251	73	102	876	302	303	146	92	28	127	24	94	8				
7,317	4,400	1,111	1,806	14,342	5,246	4,633	2,049	1,477	472	2,414	329	2,012	9				
278	172	50	56	647	242	227	96	65	24	60	20	60	10				
334	224	54	56	777	326	266	107	78	19	78	8	60	11				
1,142	712	181	249	2,321	845	846	322	246	49	308	78	214	12				
3,126	2,048	394	684	5,618	1,952	2,200	712	486	100	754	177	484	13				
321	274	27	20	719	359	293	41	33	6	26	2	22	14				
1,554	970	250	334	3,305	1,238	1,177	480	343	113	410	57	334	15				
527	335	76	116	1,093	441	384	159	119	32	109	22	81	16				
229	146	48	35	551	194	236	63	50	11	58	8	41	17				
14,614	9,253	2,042	3,319	28,050	10,664	9,661	3,811	2,744	819	3,914	716	3,029	18				
1,574	1,006	240	328	3,080	1,211	1,002	419	289	105	448	57	372	19				
217	134	29	54	432	157	146	63	45	5	66	13	43	20				
138	76	28	34	276	99	88	56	36	10	33	7	26	21				
272	174	33	65	576	210	210	71	45	18	85	7	71	22				
177	114	32	31	403	137	165	50	41	4	51	16	33	23				
524	325	140	59	1,450	565	482	232	144	68	171	13	143	24				
456	284	77	95	954	351	340	152	117	30	111	19	88	25				
860	572	127	161	1,808	712	663	210	133	62	223	26	191	26				
1,190	702	224	264	2,647	925	991	402	321	68	329	55	252	27				
405	245	83	77	839	296	298	144	101	38	101	12	87	28				
162	89	35	38	329	97	130	49	37	11	53	11	40	29				
1,954	1,130	289	535	3,625	1,274	1,124	529	399	104	698	120	554	30				
284	176	41	67	559	226	182	75	63	9	76	12	62	31				
274	157	55	62	606	228	206	103	70	29	69	16	47	32				
336	201	67	68	714	241	275	116	85	26	82	14	55	33				
613	363	112	138	1,275	472	454	177	136	34	172	40	121	34				
276	184	38	54	602	229	218	75	48	24	80	19	58	35				
721	437	141	143	1,692	642	611	235	184	39	204	34	157	36				
870	550	149	171	1,798	674	665	264	196	61	195	33	152	37				
1,690	957	247	486	3,128	1,025	981	484	337	109	638	71	544	38				
361	243	51	67	751	306	265	92	61	15	88	12	73	39				
3,626	2,127	574	925	7,220	2,514	2,406	1,046	737	195	1,254	223	971	40				
3,072	1,782	584	706	6,961	2,337	2,471	1,066	808	182	1,087	200	810	41				
198	121	35	42	429	135	182	67	48	17	45	12	31	42				
1,195	777	166	252	2,443	943	848	318	236	59	334	75	239	43				
494	304	83	107	1,047	363	388	165	122	35	131	31	94	44				
1,999	1,292	309	398	4,135	1,608	1,487	568	385	121	472	81	356	45				
7,188	4,408	1,098	1,682	13,904	5,156	4,604	2,021	1,364	503	2,123	243	1,801	46				
31,345	19,444	4,941	6,960	67,836	25,868	22,437	8,857	6,657	1,468	10,674	1,960	8,163	47				
2,695	1,663	471	561	5,705	2,057	2,058	870	627	195	720	138	545	48				
234	141	34	59	488	177	177	71	56	13	63	15	43	49				
845	517	151	177	1,754	671	601	270	165	88	212	26	182	50				
878	522	179	177	2,040	740	749	302	253	40	249	51	185	51				
2,078	1,240	413	425	4,902	1,828	1,670	736	495	199	668	99	526	52				
710	420	172	118	1,941	704	756	277	190	61	204	19	176	53				
773	463	121	189	1,653	581	588	248	197	46	236	60	168	54				
6,324	4,130	933	1,261	13,282	5,352	4,615	1,677	1,161	400	1,638	258	1,317	55				
484	301	84	99	1,053	373	407	156	117	22	117	31	73	56				
650	441	98	111	1,308	535	471	168	118	38	134	18	108	57				
315	177	80	58	740	253	274	116	84	29	97	8	87	58				
5,491	3,528	840	1,123	11,294	4,350	3,954	1,522	1,180	231	1,468	270	1,123	59				
1,445	834	260	351	3,023	1,053	1,013	444	329	80	513	128	365	60				
660	416	96	148	1,307	517	434	158	78	31	198	41	146	61				
484	311	79	94	990	344	372	141	97	39	133	13	115	62				
420	272	73	75	882	301	356	124	91	25	101	13	84	63				
218	131	40	47	456	161	171	68	51	13	56	16	36	64				
1,092	698	172	222	2,205	845	782	288	225	48	290	49	231	65				

TABLE 132. Families by number and age of children 24 years of age and under at home, children in families by age group and activity, for incorporated cities, towns, and villages of 1,000 population and over, 1951 - Continued

No.	City, town, or village Cité, ville ou village	Total	Families by number of children Familles selon le nombre d'enfants										
			0	1	2	3	4	5	6	7	8	9	10+
			Ontario - Con. - fin										
1	Port Perry.....	465	197	104	96	33	24	6	2	1	1	1	-
2	Portsmouth.....	344	109	83	78	45	15	10	2	2	2	2	1
3	Port Stanley.....	388	144	90	76	39	21	5	5	3	2	2	1
4	Prescott.....	911	351	238	185	81	28	20	2	2	2	1	-
5	Preston.....	2,031	801	474	431	196	77	31	10	10	-	1	-
6	Rainy River.....	365	136	95	78	35	19	3	3	2	-	-	2
7	Renfrew.....	1,814	577	458	376	218	92	46	28	6	5	6	2
8	Richmond Hill.....	574	212	138	119	67	28	5	4	-	-	1	-
9	Ridgetown.....	639	269	142	122	67	26	8	3	1	1	-	4
10	Riverside.....	2,509	820	648	570	286	97	40	25	11	5	3	-
11	Rockcliffe Park.....	374	118	80	95	51	25	3	2	-	-	-	5
12	Rockland.....	510	144	102	88	55	41	34	17	13	10	1	6
13	St. Catharines.....	10,051	3,806	2,545	2,120	1,007	352	135	38	21	16	5	1
14	St. Mary's.....	1,065	456	240	195	104	43	10	10	3	3	3	2
15	St. Thomas.....	4,995	2,073	1,291	979	411	151	52	20	11	3	2	2
16	Sarnia.....	8,953	3,048	2,334	1,909	999	381	155	63	39	16	4	5
17	Sault Ste. Marie.....	8,124	2,554	2,099	1,761	854	481	197	102	33	21	11	11
18	Seaforth.....	510	201	116	96	46	31	8	6	4	2	-	-
19	Shelburne.....	323	151	83	46	26	11	4	2	-	1	1	3
20	Simcoe.....	1,911	720	475	423	172	72	22	16	6	-	-	-
21	Sioui Lookout.....	600	199	160	119	62	36	14	7	2	1	-	3
22	Smith's Falls.....	2,245	880	560	450	179	112	32	13	8	4	4	2
23	Smooth Rock Falls.....	227	50	50	46	23	27	9	12	4	3	1	-
24	Southampton.....	448	170	115	85	40	18	10	5	2	3	-	1
25	Stayner.....	350	153	86	52	39	13	4	2	-	-	-	1
26	Stirling.....	309	117	82	63	30	14	2	-	-	-	-	-
27	Stoney Creek.....	541	192	137	141	49	12	5	2	2	1	-	1
28	Stouffville.....	443	195	106	78	35	20	4	4	-	-	-	4
29	Stratford.....	5,066	1,991	1,320	1,008	461	166	60	37	14	5	5	1
30	Strathroy.....	967	386	247	175	80	46	14	11	1	1	5	1
31	Streetsville.....	295	100	73	76	25	15	3	1	1	-	-	10
32	Sturgeon Falls.....	1,072	278	198	200	152	92	61	40	23	11	7	24
33	Sudbury.....	9,978	2,741	2,674	2,194	1,189	584	270	147	90	44	21	-
34	Sutton.....	305	108	83	70	24	8	9	3	-	-	-	-
35	Swansea.....	2,421	1,149	670	420	126	38	14	3	1	-	-	-
36	Tavistock.....	310	151	63	59	23	7	6	1	-	-	-	2
37	Tecumseh.....	869	268	190	186	101	63	25	13	12	7	2	2
38	Thessalon.....	367	111	84	68	46	27	13	12	1	1	2	2
39	Thorold.....	1,652	563	452	358	167	67	26	10	3	3	1	2
40	Tilbury.....	688	223	156	153	83	31	26	6	6	2	-	-
41	Tillsonburg.....	1,435	558	357	321	112	51	24	7	2	-	3	-
42	Timmins.....	6,662	1,713	1,613	1,504	913	445	220	115	73	30	18	18
43	Toronto.....	177,984	79,583	48,426	31,264	11,939	4,187	1,438	628	270	143	59	47
44	Trenton.....	2,666	893	696	581	277	128	41	24	13	10	1	2
45	Tweed.....	399	161	84	72	37	17	10	9	8	1	-	-
46	Uxbridge.....	473	215	107	77	48	15	6	7	4	-	1	-
47	Vankleek Hill.....	328	122	49	57	40	27	13	-	7	1	2	3
48	Walkerton.....	787	255	214	159	86	34	19	12	3	1	-	2
49	Wallaceburg.....	1,968	638	521	411	222	95	45	23	10	3	-	-
50	Waterdown.....	342	115	84	77	37	15	7	5	1	1	-	-
51	Waterford.....	473	212	107	92	31	20	3	4	1	2	1	-
52	Waterloo.....	3,188	1,090	865	731	312	111	41	24	8	1	4	1
53	Watford.....	303	133	59	57	28	14	8	1	3	-	-	-
54	Welland.....	4,006	1,368	1,081	878	377	155	73	35	21	10	5	3
55	West Lorne.....	271	102	69	43	34	12	6	2	2	-	1	-
56	Weston.....	2,379	890	620	570	210	56	26	5	-	1	1	-
57	Wheatley.....	277	105	58	68	30	12	3	1	-	-	-	-
58	Whitby.....	1,402	544	340	280	127	77	16	7	5	1	4	1
59	Wilton.....	486	209	99	86	39	18	9	5	1	2	-	-
60	Winchester.....	326	144	82	58	27	9	3	3	-	-	-	-
61	Windsor.....	30,855	11,129	7,823	6,455	3,103	1,303	521	258	130	75	29	29
62	Wingham.....	669	265	164	140	52	25	14	5	2	2	-	-
63	Woodbridge.....	449	155	115	110	36	19	8	4	-	2	2	-
64	Woodstock.....	4,157	1,596	1,137	851	342	137	56	24	9	4	1	-

TABLEAU 132. Familles, selon le nombre et l'âge des enfants de 24 ans et moins à la maison, enfants dans les familles, par groupe d'âge et selon l'activité, cités, villes et villages constitués de 1,000 et plus, 1951 - suite

Familles with children by age of children — Familles avec enfants selon l'âge des enfants				Children by age and activity — Enfants selon l'âge et l'activité									No
				Total	14-17 years — 14-17 ans		18-24 years — 18-24 ans						
All under 14 — Tous enfants de moins de 14 ans	Under and over 14 — De moins et de plus de 14 ans	All over 14 — Tous enfants de plus de 14 ans	Total		Under 6 years — De moins de 6 ans	6-13 years — De 6-13 ans	Total	At school — A l'école	In labour force — Figurant à la main- d'oeuvre	Total	At school — A l'école	In labour force — Figurant à la main- d'oeuvre	
268	158	51	59	557	188	206	94	72	19	69	19	47	1
235	143	41	51	510	182	187	71	47	18	70	8	61	2
244	167	42	35	563	226	224	69	49	16	44	6	36	3
560	342	91	127	1,125	421	380	174	128	33	150	35	106	4
1,230	758	179	293	2,526	957	829	338	208	116	402	54	336	5
235	156	34	45	479	185	184	62	55	2	48	14	32	6
1,237	769	217	251	2,788	1,095	943	395	332	55	355	73	261	7
362	235	54	73	747	270	285	90	80	7	102	14	82	8
370	222	66	82	764	261	304	108	92	15	91	30	57	9
1,689	1,081	247	361	3,570	1,389	1,232	460	367	59	489	108	361	10
256	134	47	75	550	148	225	85	79	4	92	65	26	11
366	212	91	63	1,112	394	439	145	89	41	134	14	106	12
6,245	3,785	985	1,475	12,499	4,368	4,447	1,767	1,295	356	1,917	353	1,478	13
609	389	88	132	1,280	536	433	166	129	33	145	23	114	14
2,922	1,909	394	619	5,607	2,088	2,058	735	566	122	726	165	466	15
5,905	3,938	880	1,087	12,321	5,023	4,320	1,543	1,171	279	1,435	260	1,123	16
5,570	3,323	1,001	1,246	12,320	4,296	4,353	1,706	1,284	316	1,965	274	1,585	17
309	193	50	66	690	281	235	96	75	17	78	24	52	18
172	106	25	41	329	122	117	45	42	3	45	14	30	19
1,191	698	214	279	2,420	848	853	384	304	67	335	76	246	20
401	263	66	72	862	328	311	119	97	20	104	20	75	21
1,365	878	213	276	2,837	1,062	1,030	382	309	43	363	71	259	22
177	98	49	30	519	173	189	90	74	11	67	17	46	23
278	165	50	63	595	204	228	97	75	18	66	20	40	24
197	109	36	52	402	132	150	72	53	16	48	8	37	25
192	130	23	39	374	133	149	50	35	14	42	16	24	26
349	246	45	58	673	291	244	79	63	16	59	15	43	27
248	150	34	64	501	184	177	76	59	13	64	15	44	28
3,075	1,900	495	680	6,086	2,243	2,092	872	615	208	879	138	702	29
581	362	105	114	1,227	457	448	166	106	50	156	27	124	30
195	134	26	35	396	176	126	44	28	15	50	5	43	31
794	450	208	136	2,391	810	901	354	259	53	326	58	225	32
7,237	4,705	1,300	1,232	16,621	6,260	6,113	2,242	1,697	363	2,006	331	1,544	33
197	106	38	53	390	131	131	67	52	5	61	13	43	34
1,272	674	154	444	2,135	665	689	308	248	46	473	130	324	35
159	98	25	36	314	119	115	45	33	11	35	7	28	36
601	357	135	109	1,502	511	542	236	177	50	213	31	169	37
256	166	47	43	656	262	244	94	61	20	56	3	48	38
1,089	648	170	271	2,201	784	718	308	224	60	391	47	324	39
465	287	83	95	1,079	444	350	162	120	31	123	13	107	40
877	550	138	189	1,742	627	631	269	207	44	215	50	149	41
4,949	3,061	985	903	12,040	4,247	4,649	1,702	1,236	310	1,442	199	1,127	42
98,401	54,307	13,982	30,112	178,531	59,240	54,575	27,601	19,085	6,369	37,115	6,569	28,858	43
1,773	1,253	260	260	3,751	1,678	1,299	441	293	111	333	46	266	44
238	140	49	49	575	214	209	90	73	14	62	15	46	45
258	165	39	54	532	219	184	71	47	21	58	17	40	46
206	110	56	40	603	192	240	101	66	24	70	11	51	47
532	309	82	141	1,164	432	406	168	131	27	158	21	124	48
1,330	828	233	269	2,846	1,037	1,041	407	268	113	361	46	296	49
227	153	36	38	489	193	187	60	52	6	49	10	38	50
261	155	51	55	535	189	198	81	59	21	67	21	44	51
2,098	1,295	303	500	4,166	1,550	1,379	575	390	154	662	103	541	52
170	106	30	34	380	144	131	63	53	9	42	12	27	53
2,638	1,611	425	602	5,466	1,896	1,936	774	552	160	860	128	698	54
169	96	32	41	370	126	130	57	35	14	57	8	38	55
1,489	930	208	351	2,791	1,028	953	378	293	67	432	66	353	56
172	112	33	27	353	152	112	49	37	7	40	4	31	57
858	515	149	194	1,800	642	627	293	118	57	238	20	204	58
277	169	57	51	665	236	273	84	61	23	72	10	61	59
182	115	25	42	348	141	114	53	47	3	40	11	26	60
19,726	11,606	3,293	4,827	41,494	14,743	14,117	5,983	4,486	957	6,651	1,196	5,120	61
404	273	61	70	830	357	279	115	80	24	79	21	54	62
294	196	39	59	599	245	198	76	44	19	80	12	65	63
2,561	1,611	382	568	4,941	1,857	1,735	700	481	170	649	116	514	64

TABLE 132. Families by number and age of children 24 years of age and under at home, children in families by age group and activity, for incorporated cities, towns, and villages of 1,000 population and over, 1951 - Continued

No.	City, town, or village Cité, ville ou village	Total	Families by number of children Familles selon le nombre d'enfants										
			0	1	2	3	4	5	6	7	8	9	10+
<b>Manitoba</b>													
1	Altona .....	347	118	69	67	41	28	12	5	2	3	2	--
2	Beauséjour .....	383	144	91	80	39	22	3	3	1	--	--	--
3	Boissevain .....	281	123	65	65	19	6	3	--	--	--	--	--
4	Brandon .....	5,052	1,946	1,307	1,115	415	161	52	38	12	4	1	1
5	Brooklands .....	755	222	193	156	93	55	20	7	3	3	--	3
6	Carman .....	471	194	102	80	52	24	10	4	1	4	--	--
7	Dauphin .....	1,537	505	380	343	183	82	31	8	3	1	1	--
8	Flin Flon .....	2,380	517	688	618	321	141	45	30	10	5	3	2
9	Gimli .....	324	93	82	72	46	18	8	3	2	--	--	--
10	Killarney .....	338	150	75	55	36	14	4	3	1	--	--	--
11	Minnedosa .....	539	189	134	116	58	24	9	5	2	1	--	1
12	Morden .....	483	167	116	84	62	26	17	7	3	1	--	--
13	Morris .....	311	100	83	62	35	13	13	1	2	--	1	1
14	Neepawa .....	769	293	202	155	71	30	12	2	2	1	1	--
15	Portage la Prairie .....	1,964	689	472	419	209	100	35	21	8	4	3	4
16	Powerview .....	254	54	62	62	35	21	6	7	4	1	--	2
17	Rivers .....	346	135	82	73	37	10	8	--	1	--	--	--
18	Roblin .....	272	102	64	51	25	15	6	6	--	2	--	1
19	Russell .....	274	102	66	54	26	13	5	6	2	--	--	--
20	St. Boniface .....	6,564	2,109	1,688	1,475	697	327	138	62	31	18	8	11
21	Selkirk .....	1,258	357	301	293	171	63	43	16	7	4	1	2
22	Souris .....	457	194	115	92	38	13	3	2	--	--	--	--
23	Steinbach .....	502	132	111	113	72	30	18	14	7	--	3	2
24	Stonewall .....	258	99	53	43	32	15	10	3	2	--	--	1
25	Swan River .....	557	176	114	123	74	40	14	9	2	3	--	2
26	The Pas .....	771	170	207	204	92	46	23	11	9	5	--	4
27	Transcona .....	1,871	616	536	418	173	73	30	16	4	4	1	--
28	Tuxedo .....	327	64	87	87	40	22	14	7	4	--	2	--
29	Virden .....	487	222	115	82	45	13	8	--	2	--	--	--
30	Winkler .....	330	110	74	59	37	25	14	5	3	2	--	1
31	Winnipeg .....	63,117	25,596	17,151	12,790	5,054	1,601	555	228	76	29	25	12
<b>Saskatchewan</b>													
32	Assiniboia .....	503	201	120	90	45	23	16	5	2	--	--	1
33	Battleford .....	274	65	70	63	27	12	13	4	3	3	--	2
34	Biggar .....	565	196	145	122	61	18	9	8	4	2	--	--
35	Canora .....	392	151	101	67	40	22	9	2	--	--	--	--
36	Estevan .....	1,003	360	255	179	110	61	23	11	2	2	--	--
37	Eston .....	317	93	74	80	37	17	9	3	2	--	--	2
38	Gravelbourg .....	238	65	57	46	24	15	7	12	4	7	1	--
39	Grenfell .....	259	97	59	59	28	9	4	2	1	--	--	--
40	Hudson Bay .....	264	66	70	65	34	16	9	2	1	--	--	1
41	Humboldt .....	589	189	140	113	79	40	13	10	3	2	--	--
42	Indian Head .....	411	166	113	66	39	15	5	3	2	2	--	--
43	Kamsack .....	636	248	155	143	58	17	10	2	3	--	--	--
44	Kindersley .....	458	171	114	92	49	15	10	6	--	--	--	1
45	Lloydminster (pt) <sup>1</sup> .....	567	173	145	140	64	24	11	6	3	--	1	--
46	Maple Creek .....	420	168	97	86	37	19	6	3	2	2	--	--
47	Meadow Lake .....	456	103	123	100	63	30	17	11	6	1	2	--
48	Melfort .....	720	223	189	152	93	36	16	7	2	1	--	1
49	Melville .....	1,142	357	309	244	123	63	22	14	4	4	--	2
50	Moose Jaw .....	6,352	2,334	1,617	1,339	627	259	90	37	29	9	4	7
51	Moosomin .....	317	128	76	64	30	11	1	5	1	--	1	--
52	Nipawin .....	806	258	198	199	94	34	15	5	3	--	--	--
53	North Battleford .....	1,850	581	469	438	196	92	30	24	15	3	1	1
54	Prince Albert .....	4,037	1,170	1,002	920	483	237	115	48	33	15	7	7
55	Regina .....	18,229	6,422	4,830	4,053	1,734	675	288	108	69	23	15	12
56	Rosetown .....	456	161	112	102	47	16	11	5	2	--	--	--

1. For other part see under "Alberta", page 132-21.



TABLEAU 132. Familles, selon le nombre et l'âge des enfants de 24 ans et moins à la maison, enfants dans les familles, par groupe d'âge et selon l'activité, cités, villes et villages constitués de 1,000 et plus, 1951 - suite

Familles with children by age of children — Familles avec enfants selon l'âge des enfants				Children by age and activity — Enfants selon l'âge et l'activité									No
				Total	14-17 years — 14-17 ans		18-24 years — 18-24 ans						
All under 14 — Tous enfants de moins de 14 ans	Under and over 14 — De moins et de plus de 14 ans	All over 14 — Tous enfants de plus de 14 ans	Total		Under 6 years — De moins de 6 ans	6-13 years — De 6-13 ans	Total	At school — A l'école	In labour force — Figurant à la main- d'oeuvre	Total	At school — A l'école	In labour force — Figurant à la main- d'oeuvre	
229	150	43	36	584	246	210	67	48	15	61	6	49	1
239	138	42	59	496	173	175	85	71	10	63	9	52	2
158	110	18	30	291	121	106	27	23	3	37	9	25	3
3,106	1,956	440	710	6,049	2,286	2,021	839	650	140	903	135	739	4
533	340	108	85	1,223	442	456	163	91	59	162	3	149	5
277	179	50	48	627	248	222	84	66	15	73	8	56	6
1,032	639	205	188	2,184	764	830	326	272	39	264	56	199	7
1,863	1,326	309	228	4,020	1,670	1,554	498	414	59	300	59	228	8
231	161	46	24	508	191	199	77	56	6	41	7	29	9
188	114	28	46	394	138	153	56	38	9	47	9	30	10
350	217	60	73	744	257	293	107	92	7	87	22	58	11
316	191	71	54	730	262	274	106	89	15	88	13	72	12
211	129	36	46	469	153	196	69	57	11	51	8	38	13
476	309	64	103	948	364	343	136	109	14	105	24	75	14
1,275	770	254	251	2,799	987	1,037	418	332	58	357	68	270	15
200	154	30	16	504	235	190	43	33	5	36	5	29	16
211	169	22	20	426	209	147	33	27	5	37	5	29	17
170	94	39	37	393	132	151	68	53	7	42	10	29	18
172	104	29	39	379	153	128	58	52	5	40	10	26	19
4,455	2,811	702	942	767	273	290	128	52	35	76	—	71	20
901	550	175	176	2,076	770	732	292	197	61	282	35	225	21
263	185	32	46	492	215	169	50	44	4	58	9	44	22
370	217	82	71	947	334	338	138	97	28	137	23	99	23
159	91	31	37	390	126	161	59	50	8	44	13	25	24
381	246	86	49	924	354	357	122	69	22	91	14	59	25
601	355	131	115	1,401	525	519	212	184	17	145	30	110	26
1,255	756	197	302	2,498	939	853	335	253	69	371	35	325	27
263	153	49	61	627	217	230	98	77	18	82	28	49	28
265	161	45	59	520	208	174	81	74	5	57	14	40	29
220	123	50	47	550	191	213	88	65	11	58	8	49	30
37,521	22,244	5,182	10,095	69,552	25,067	22,358	9,578	7,597	1,412	12,549	2,334	9,765	31
302	184	61	57	661	239	233	103	91	9	86	14	61	32
209	118	48	43	562	202	214	90	77	9	56	13	38	33
369	223	64	82	781	285	284	117	103	12	95	13	80	34
241	142	46	53	500	173	187	82	69	10	58	9	44	35
643	409	107	127	1,398	509	524	203	171	16	162	32	118	36
224	153	34	37	513	189	210	72	47	9	42	19	17	37
173	92	36	45	481	139	164	74	65	7	104	34	62	38
162	101	27	34	336	118	134	53	47	1	31	5	23	39
198	128	37	33	440	176	169	54	46	5	41	11	25	40
400	241	80	79	925	341	322	137	112	19	125	25	88	41
245	155	36	54	495	187	179	71	60	6	58	10	44	42
388	253	62	73	766	287	277	112	94	11	90	16	64	43
287	190	41	56	602	254	199	79	70	7	70	20	49	44
394	268	60	66	834	378	277	96	77	15	83	8	72	45
252	146	44	62	534	186	189	90	78	9	69	31	35	46
353	217	84	52	851	299	351	127	115	8	74	15	53	47
497	326	83	88	1,070	424	391	145	120	16	110	19	86	48
785	495	139	151	1,694	636	587	254	220	22	217	44	162	49
4,018	2,518	659	841	8,273	3,136	2,855	1,188	959	146	1,094	197	846	50
189	101	42	46	389	115	148	79	74	5	47	13	30	51
548	348	93	107	1,140	412	430	203	178	15	95	19	70	52
1,269	804	230	235	2,743	1,041	974	400	344	36	328	70	234	53
2,867	1,768	586	513	6,591	2,445	2,400	998	818	115	748	146	559	54
11,807	7,268	1,848	2,691	23,859	9,205	7,725	3,327	2,722	415	3,602	727	2,750	55
295	197	42	56	620	245	221	93	82	9	61	17	38	56

1. Pour l'autre partie voir sous "Alberta", page 132-21.

**TABLE 132. Families by number and age of children 24 years of age and under at home, children in families by age group and activity, for incorporated cities, towns, and villages of 1,000 population and over, 1951 - Continued**

No.	City, town, or village Cité, ville ou village	Total	Families by number of children Familles selon le nombre d'enfants										
			0	1	2	3	4	5	6	7	8	9	10+
<b>Saskatchewan - Con.-fin</b>													
1	Rosthern.....	301	110	58	70	25	18	9	6	2	2	-	1
2	Saskatoon.....	13,839	4,796	3,669	2,992	1,375	470	190	90	21	18	9	9
3	Shaunavon.....	406	144	86	90	47	22	11	3	1	-	1	1
4	Sutherland.....	369	117	106	88	38	11	7	2	-	-	-	-
5	Swift Current.....	1,948	694	486	404	214	85	35	16	8	2	-	4
6	Tisdale.....	519	178	114	121	60	31	5	2	6	2	-	-
7	Unity.....	322	112	82	65	42	10	4	5	2	-	-	-
8	Wadena.....	255	77	60	52	36	17	6	4	-	-	1	-
9	Watrous.....	326	128	85	62	22	18	6	5	-	-	-	-
10	Weyburn.....	1,317	427	366	282	143	52	27	12	2	5	1	-
11	Wilkie.....	390	123	85	87	54	20	9	7	3	1	1	-
12	Wynyard.....	339	108	88	75	42	15	5	5	1	-	-	-
13	Yorkton.....	1,813	613	458	425	195	81	22	12	3	4	-	-
<b>Alberta</b>													
14	Athabasca.....	251	57	70	64	34	14	8	3	1	-	-	-
15	Barrhead.....	291	72	75	68	37	21	9	6	2	1	-	-
16	Beverly.....	533	120	127	117	105	27	25	7	4	-	1	-
17	Black Diamond.....	281	77	48	64	52	19	12	5	2	1	1	-
18	Blairmore.....	543	184	164	123	51	17	3	1	-	-	-	-
19	Bonnyville.....	228	47	58	43	31	20	9	9	7	2	1	1
20	Bowness.....	746	193	171	192	118	39	24	5	1	2	-	1
21	Brooks.....	413	137	102	112	35	18	7	2	-	-	-	-
22	Calgary.....	34,053	12,939	9,295	7,481	2,916	954	271	117	44	26	2	8
23	Camrose.....	948	289	231	207	128	56	18	11	3	2	1	2
24	Cardston.....	571	164	97	109	83	64	27	17	3	3	2	2
25	Clareholm.....	416	173	87	99	23	27	3	1	3	-	-	-
26	Coleman.....	521	171	138	141	42	19	8	1	1	-	-	-
27	Didsbury.....	300	107	72	67	31	11	8	1	2	1	-	-
28	Drumheller.....	673	228	170	171	65	20	9	7	2	1	-	-
29	Edmonton.....	40,278	13,294	10,745	9,310	4,222	1,648	649	236	106	32	21	15
30	Edson.....	486	126	155	99	61	33	7	4	-	-	-	1
31	Forest Lawn.....	264	56	59	70	45	15	10	6	3	-	-	-
32	Fort Saskatchewan.....	179	58	35	37	20	13	8	3	3	1	1	-
33	Grande Prairie.....	648	177	162	162	80	36	21	6	3	-	-	1
34	Hanna.....	523	179	142	109	50	24	10	7	1	-	1	-
35	High Prairie.....	251	57	55	68	37	16	10	4	2	-	-	2
36	High River.....	489	197	107	102	52	16	5	7	-	1	2	-
37	Innisfail.....	359	122	95	72	40	22	4	3	1	-	-	-
38	Jasper Place.....	2,225	446	581	590	290	153	85	51	18	7	3	1
39	Lacombe.....	584	195	161	117	74	26	8	1	1	1	-	-
40	Leduc.....	454	139	107	103	55	34	12	2	-	-	1	1
41	Lethbridge.....	6,058	2,034	1,622	1,431	592	241	83	29	16	5	3	2
42	Lloydminster (pt.) <sup>1</sup> .....	420	130	114	82	53	17	13	6	1	3	-	1
43	Macleod.....	486	171	126	110	42	25	6	5	1	-	-	-
44	Magrath.....	318	89	66	68	40	32	10	7	2	-	2	2
45	McLennan.....	221	53	37	54	35	12	11	7	4	2	2	4
46	Medicine Hat.....	4,449	1,660	1,103	936	465	180	61	29	8	5	-	2
47	Olds.....	416	136	112	93	44	18	8	4	1	-	-	-
48	Peace River.....	407	120	114	89	56	21	4	1	2	-	-	-
49	Pincher Creek.....	355	136	73	79	31	15	14	2	5	-	-	-
50	Ponoka.....	671	215	170	162	68	32	14	8	1	1	-	-
51	Raymond.....	486	106	80	117	84	47	29	12	6	5	-	-
52	Redcliff.....	377	101	72	105	49	26	11	5	5	2	1	-
53	Red Deer.....	1,864	593	481	453	214	71	31	9	7	3	1	1

1. For other part see under "Saskatchewan", page 132-19.

**TABLEAU 132. Familles, selon le nombre et l'âge des enfants de 24 ans et moins à la maison, enfants dans les familles, par groupe d'âge et selon l'activité, cités, villes et villages constitués de 1,000 et plus, 1951 - suite**

Familles with children by age of children — Familles avec enfants selon l'âge des enfants				Children by age and activity — Enfants selon l'âge et l'activité									No
				Total	Under 6 years — De moins de 6 ans	6-13 years — De 6-13 ans	14-17 years — 14-17 ans			18-24 years — 18-24 ans			
All under 14 — Tous enfants de moins de 14 ans	Under and over 14 — De moins et de plus de 14 ans	All over 14 — Tous enfants de plus de 14 ans	Total				At school — A l'école	In labour force — Figurant à la main- d'oeuvre	Total	At school — A l'école	In labour force — Figurant à la main- d'oeuvre		
191	96	52	43	466	154	167	98	84	3	47	21	22	1
8,843	5,466	1,258	2,119	17,612	6,873	5,849	2,390	2,033	250	2,700	710	1,860	2
262	156	61	45	594	213	225	100	96	2	56	23	31	3
252	156	31	65	487	198	140	71	64	6	78	13	64	4
1,254	773	247	234	2,661	1,001	924	422	361	37	314	68	232	5
341	210	67	64	755	294	278	111	87	12	72	15	55	6
210	130	31	49	442	171	152	67	58	2	52	16	31	7
178	103	36	39	417	142	160	71	51	7	44	11	26	8
198	114	32	52	407	150	124	79	72	3	54	13	38	9
890	564	142	184	1,837	707	645	271	239	16	214	51	151	10
267	155	66	46	626	194	248	101	88	7	83	13	61	11
231	140	50	41	486	190	162	71	60	5	63	18	44	12
1,200	740	199	261	2,452	881	833	408	350	39	330	76	236	13
194	126	44	24	421	165	161	64	50	4	31	3	18	14
219	157	35	27	509	221	202	63	51	7	23	7	15	15
413	269	81	63	988	396	360	123	93	28	109	12	94	16
204	131	41	32	529	195	229	69	55	9	36	7	27	17
359	248	39	72	652	264	236	74	66	2	78	17	56	18
181	117	40	24	500	201	177	70	64	4	52	21	29	19
553	383	96	74	1,249	563	428	157	135	16	101	17	81	20
276	184	43	49	550	223	204	72	53	13	51	10	36	21
21,114	13,805	2,659	4,650	39,493	16,197	12,752	5,102	4,247	596	5,442	1,301	3,938	22
659	408	123	128	1,479	522	571	205	172	17	181	52	110	23
407	225	120	62	1,140	373	464	172	148	10	131	50	65	24
243	162	36	45	504	188	193	74	64	6	49	11	34	25
350	219	56	75	675	241	259	88	75	7	87	22	62	26
193	116	39	38	411	144	154	68	60	3	45	12	29	27
445	276	78	91	896	324	343	140	120	8	89	19	62	28
26,984	17,702	3,916	5,366	54,630	22,529	17,939	6,851	5,576	853	7,311	1,440	5,585	29
380	231	57	72	737	271	281	117	98	9	68	12	51	30
208	149	35	24	501	222	197	54	44	9	28	2	23	31
121	71	32	18	317	108	122	53	45	7	34	11	19	32
471	303	83	85	1,043	403	366	143	124	15	131	22	97	33
344	234	54	56	714	312	242	100	75	19	60	13	41	34
194	131	40	23	477	216	161	63	54	7	37	10	23	35
292	180	56	56	624	221	231	89	80	4	83	26	46	36
237	151	40	46	492	176	198	74	58	10	44	10	29	37
1,779	1,319	261	199	4,193	1,987	1,468	421	306	87	317	39	260	38
389	259	50	80	782	306	286	108	100	7	82	31	51	39
315	216	53	46	705	300	262	86	75	7	57	15	41	40
4,024	2,610	607	807	8,012	3,192	2,708	1,088	874	146	1,024	226	761	41
290	194	47	49	645	251	242	81	55	8	74	9	61	42
315	191	55	69	639	236	216	108	91	11	79	18	54	43
229	118	63	48	595	205	218	97	80	10	75	21	41	44
168	106	44	18	499	169	210	72	54	10	48	11	30	45
2,789	1,743	444	602	5,686	2,071	2,028	814	631	115	773	129	597	46
280	169	50	61	573	199	215	94	76	15	65	26	38	47
287	194	44	49	584	271	183	81	73	6	49	9	38	48
219	155	35	29	501	217	191	57	49	4	36	9	22	49
456	305	74	77	959	406	331	134	112	20	88	30	53	50
380	199	102	79	1,053	367	389	176	161	8	121	49	63	51
276	163	68	45	678	218	282	112	91	16	66	6	58	52
1,271	850	182	239	2,615	1,084	898	349	294	38	284	80	184	53

1. Pour l'autre partie voir sous "Saskatchewan", page 132-19.

TABLE 132. Families by number and age of children 24 years of age and under at home, children in families by age group and activity, for incorporated cities, towns, and villages of 1,000 population and over, 1951 - Concluded

No.	City, town, or village Cité, ville ou village	Total	Families by number of children Familles selon le nombre d'enfants											
			0	1	2	3	4	5	6	7	8	9	10+	
			Alberta - Con. - fin											
1	Redwater .....	320	68	105	80	41	14	6	2	2	1	1	1	1
2	Rocky Mountain House.....	276	80	48	71	49	22	1	1	2	1	3	3	1
3	St. Albert.....	173	29	32	38	26	19	12	4	6	3	3	1	1
4	St. Paul .....	319	87	78	54	43	27	17	6	3	3	1	1	1
5	Stettler .....	610	194	141	144	73	40	11	6	6	—	—	—	—
6	Taber .....	726	179	156	167	126	55	27	9	3	2	2	2	—
7	Three Hills .....	251	81	64	49	32	15	5	4	1	—	—	5	—
8	Vegreville.....	528	161	126	130	57	33	9	5	2	—	—	—	—
9	Vermilion.....	494	175	122	85	57	31	13	7	2	2	—	—	—
10	Vulcan .....	263	89	60	67	31	11	3	2	—	—	—	—	—
11	Wainwright .....	509	185	129	99	49	27	11	4	3	—	—	1	1
12	Westlock.....	268	70	74	73	25	16	5	4	—	—	—	1	1
13	Wetaskiwin .....	941	307	231	219	105	48	15	9	4	2	—	—	—
British Columbia														
14	Alberni.....	869	248	224	211	111	48	13	7	4	—	—	—	1
15	Armstrong.....	297	118	59	69	31	11	5	2	2	—	—	—	—
16	Campbell River.....	533	179	147	127	48	19	8	3	1	—	—	1	—
17	Castlegar.....	353	94	75	103	60	16	2	1	2	—	—	—	1
18	Chilliwack.....	1,612	675	409	321	133	51	13	6	2	1	—	—	—
19	Courtenay.....	700	238	196	164	72	23	5	1	—	—	—	—	1
20	Cranberry Lake.....	369	113	99	87	48	15	3	3	1	—	—	—	—
21	Cranbrook.....	906	269	203	266	100	44	14	4	6	—	—	—	—
22	Creston.....	420	146	87	102	41	26	12	3	2	—	—	1	—
23	Dawson Creek.....	860	200	218	235	110	55	22	12	5	1	1	1	1
24	Duncan .....	736	307	165	161	59	29	10	3	2	—	—	—	—
25	Fernie.....	673	239	169	156	65	27	11	1	4	—	—	1	—
26	Grand Forks.....	447	168	109	87	49	21	10	2	—	—	—	1	—
27	Hope .....	423	140	96	91	55	26	7	4	2	1	—	2	1
28	Kamloops .....	2,054	765	493	485	205	74	20	6	4	—	—	—	—
29	Kelowna.....	2,314	904	538	510	218	94	30	12	2	3	2	2	1
30	Kimberley.....	1,521	331	424	443	200	78	27	12	4	—	—	—	—
31	Ladysmith.....	565	188	161	141	51	13	6	3	1	1	—	—	—
32	Lake Cowichan.....	424	102	123	68	22	4	1	2	—	—	—	1	1
33	Merritt.....	308	93	85	69	30	20	3	4	—	2	1	—	—
34	Mission City .....	719	250	177	166	84	28	8	5	1	—	—	2	—
35	Nanaimo.....	1,989	831	507	434	159	42	9	5	—	—	—	2	—
36	Nelson.....	1,782	668	427	408	192	58	16	10	—	1	2	1	1
37	New Westminster.....	7,278	2,778	1,849	1,681	641	209	73	26	13	6	1	—	—
38	North Kamloops.....	510	149	129	109	77	28	10	5	2	1	—	—	—
39	North Vancouver.....	4,317	1,525	1,070	1,047	419	163	61	16	10	3	2	2	1
40	Oliver.....	261	75	65	70	36	7	3	4	1	—	—	—	—
41	Penticton.....	2,841	957	669	716	291	131	55	12	8	—	—	2	—
42	Port Alberni.....	2,080	660	531	531	235	76	27	15	5	—	—	—	—
43	Port Coquitlam .....	864	274	214	207	91	49	13	8	4	2	2	—	—
44	Port Moody.....	609	210	145	142	67	27	14	1	2	1	—	—	—
45	Prince George.....	1,117	314	293	272	157	48	16	14	2	2	1	—	—
46	Prince Rupert .....	2,173	646	634	542	229	81	28	8	2	2	1	—	—
47	Quesnel.....	386	119	95	107	39	19	4	1	1	1	—	—	—
48	Revelstoke.....	797	289	206	189	74	29	7	2	1	—	—	—	—
49	Rossland .....	1,115	241	271	279	172	92	32	13	8	4	2	2	1
50	Salmon Arm .....	317	106	84	64	40	17	—	4	2	—	—	—	—
51	Smithers.....	291	75	83	69	41	16	—	3	1	—	—	—	—
52	Trail.....	2,956	848	821	760	345	125	35	13	3	4	1	1	1
53	Vancouver .....	92,798	40,219	23,906	18,633	6,867	2,200	620	229	62	34	17	11	11
54	Vernon .....	1,998	699	486	474	202	92	23	14	—	—	—	3	1
55	Victoria.....	13,632	6,379	3,364	2,457	931	332	113	34	11	5	2	—	4
56	Westview .....	980	339	258	227	103	30	15	6	1	1	—	—	—
Yukon Territory														
57	Whitehorse.....	593	188	177	136	57	17	8	5	3	1	1	—	—

TABLEAU 132. Familles, selon le nombre et l'âge des enfants de 24 ans et moins à la maison, enfants dans les familles, par groupe d'âge et selon l'activité, cités, villes et villages constitués de 1,000 et plus, 1951 - fin

Familles with children by age of children — Familles avec enfants selon l'âge des enfants				Children by age and activity — Enfants selon l'âge et l'activité									No
Total	All-under 14 — Tous enfants de moins de 14 ans	Under and over 14 — De moins et de plus de 14 ans	All over 14 — Tous enfants de plus de 14 ans	Total	Under 6 years — De moins de 6 ans	6-13 years — De 6-13 ans	14-17 years — 14-17 ans			18-24 years — 18-24 ans			
							Total	At school — A l'école	In labour force — Figurant à la main- d'oeuvre	Total	At school — A l'école	In labour force — Figurant à la main- d'oeuvre	
252	204	36	12	517	274	172	51	36	11	20	4	13	1
196	138	32	26	468	188	196	55	34	9	29	7	19	2
144	91	36	17	452	163	184	67	48	15	38	4	31	3
232	143	40	49	598	228	219	66	56	5	85	16	60	4
416	277	62	77	909	388	303	125	107	12	93	14	72	5
547	353	109	85	1,332	543	478	190	152	20	121	35	73	6
170	99	34	37	374	133	139	65	52	4	37	10	25	7
367	204	86	77	823	266	305	146	130	3	106	30	66	8
319	198	60	61	724	254	288	113	97	6	69	14	49	9
174	132	20	22	358	178	125	37	35	1	18	7	9	10
324	213	50	61	701	287	241	93	70	13	80	16	57	11
198	140	33	25	417	196	143	49	38	7	29	7	22	12
634	404	109	121	1,359	503	496	218	174	30	142	31	101	13
621	429	93	99	1,332	522	521	177	129	44	112	21	88	14
179	108	33	38	385	131	151	62	61	1	41	13	25	15
354	258	48	48	695	290	272	93	75	11	40	12	27	16
259	179	42	38	555	209	223	63	54	4	60	9	43	17
937	575	152	210	1,787	616	675	257	206	38	239	57	165	18
462	307	61	94	873	362	296	112	99	9	103	19	83	19
256	171	41	44	517	211	188	58	50	6	60	13	46	20
637	430	98	109	1,347	515	514	177	151	15	141	28	105	21
274	149	69	56	619	204	228	119	109	7	68	25	41	22
660	429	121	110	1,482	585	548	215	173	29	134	28	94	23
429	282	77	70	862	320	334	104	82	15	104	16	83	24
434	242	86	106	882	308	278	158	141	13	138	30	102	25
279	163	53	63	585	214	198	90	72	7	83	17	55	26
283	186	51	46	640	238	261	96	77	15	45	6	36	27
1,289	840	169	280	2,556	978	918	364	313	42	296	90	194	28
1,410	825	249	336	2,876	975	1,010	475	410	43	416	112	277	29
1,190	818	187	185	2,473	1,032	904	289	253	24	248	69	166	30
377	247	49	81	711	260	260	102	86	14	89	12	75	31
322	232	57	33	680	299	253	88	73	12	40	6	31	32
215	141	45	29	469	168	176	72	53	15	51	11	39	33
469	283	81	105	950	313	359	147	125	21	131	35	85	34
1,158	695	171	292	2,113	694	772	308	240	55	339	60	265	35
1,114	689	190	235	2,217	833	791	334	291	29	259	71	176	36
4,500	2,667	676	1,157	8,649	2,788	3,094	1,272	1,037	164	1,495	277	1,151	37
361	234	68	59	792	306	283	110	87	18	93	20	66	38
2,792	1,849	408	535	5,597	2,082	2,087	720	588	106	708	124	562	39
186	114	35	37	387	130	164	62	52	5	31	9	19	40
1,884	1,219	311	354	3,919	1,502	1,404	594	501	49	419	105	285	41
1,420	1,027	186	207	2,862	1,154	1,116	347	256	77	245	33	196	42
590	418	92	80	1,272	508	505	159	130	21	100	12	83	43
399	251	77	71	836	286	334	120	103	12	96	14	78	44
803	574	125	104	1,686	722	634	199	155	34	131	30	95	45
1,527	1,035	190	302	2,956	1,154	1,072	370	288	65	360	61	283	46
267	193	44	30	543	227	216	64	50	13	36	4	32	47
508	326	84	98	976	375	340	133	117	12	128	30	91	48
874	577	170	127	2,067	788	807	255	218	20	217	65	142	49
211	109	44	58	438	140	160	86	79	6	52	16	34	50
216	161	27	28	448	203	172	42	37	4	31	4	25	51
2,108	1,315	338	455	4,201	1,561	1,436	604	548	37	600	187	392	52
52,579	33,053	6,313	13,213	96,024	35,822	32,600	12,301	9,898	1,793	15,301	3,306	11,316	53
1,299	804	225	270	2,673	970	991	412	294	41	300	67	213	54
7,253	4,613	884	1,756	13,345	5,179	4,464	1,681	1,232	290	2,021	344	1,592	55
641	417	117	107	1,267	492	468	178	159	17	129	31	94	56
405	335	39	31	796	443	248	59	44	6	46	9	33	57

**TABLE 133. Families by number and age of children 24 years of age and under at home, and children in families by age group and activity for census metropolitan areas, 1951**

No.	Census metropolitan area Zone métropolitaine de recensement	Total	Families by number of children Familles selon le nombre d'enfants										
			0	1	2	3	4	5	6	7	8	9	10+
1	Calgary .....	36,429	13,480	9,820	8,120	3,299	1,110	348	146	59	30	4	13
2	City proper - Ville proprement dite ....	34,053	12,939	9,295	7,481	2,916	954	271	117	44	26	2	8
3	Fringe areas - Banlieue .....	2,376	541	525	639	383	156	77	29	15	4	2	5
4	Edmonton .....	43,548	13,990	11,560	10,145	4,686	1,878	773	303	131	40	26	16
5	City proper - Ville proprement dite ....	40,278	13,294	10,745	9,310	4,222	1,648	649	236	106	32	21	15
6	Fringe areas - Banlieue .....	3,270	696	815	835	464	230	124	67	25	8	5	1
7	Halifax .....	30,327	8,795	8,062	6,551	3,458	1,734	810	414	221	133	81	68
8	City proper - Ville proprement dite ....	19,016	6,121	5,050	3,885	2,038	977	455	222	128	70	41	29
9	Fringe areas - Banlieue .....	11,311	2,674	3,012	2,666	1,420	757	355	192	93	63	40	39
10	Hamilton .....	68,820	26,086	17,975	14,445	6,233	2,419	933	416	175	74	38	26
11	City proper - Ville proprement dite ....	55,764	21,763	14,774	11,284	4,797	1,844	715	334	138	56	35	24
12	Fringe areas - Banlieue .....	13,056	4,323	3,201	3,161	1,436	575	218	82	37	18	3	2
13	London .....	31,117	12,077	8,343	6,303	2,719	1,020	385	149	81	24	10	6
14	City proper - Ville proprement dite ....	24,679	10,065	6,567	4,746	2,032	785	280	118	57	18	8	3
15	Fringe areas - Banlieue .....	6,438	2,012	1,776	1,557	687	235	105	31	24	6	2	3
16	Montréal .....	334,967	114,892	84,240	65,309	34,902	17,000	8,812	4,447	2,445	1,353	774	793
17	City proper - Ville proprement dite ....	246,389	87,309	62,361	46,437	24,608	12,135	6,378	3,244	1,810	980	551	576
18	Fringe areas - Banlieue .....	88,578	27,583	21,879	18,872	10,294	4,865	2,434	1,203	635	373	223	217
19	Ottawa .....	67,017	22,027	16,520	13,719	7,217	3,656	1,788	918	545	291	148	138
20	City proper - Ville proprement dite ....	48,811	17,466	12,212	10,040	4,895	2,214	976	478	259	129	67	75
21	Fringe areas - Banlieue .....	18,206	4,561	4,308	3,679	2,322	1,442	812	440	286	162	81	113
22	Québec .....	54,076	14,655	11,349	9,492	6,743	4,433	2,815	1,761	1,162	663	431	572
23	City proper - Ville proprement dite ....	33,830	10,024	7,454	5,947	3,997	2,480	1,544	911	607	374	215	277
24	Fringe areas - Banlieue .....	20,246	4,631	3,895	3,545	2,746	1,953	1,271	850	555	289	216	295
25	Saint John .....	18,414	5,984	4,735	3,586	1,971	1,024	511	300	126	85	47	45
26	City proper - Ville proprement dite ....	12,224	4,083	3,190	2,303	1,284	653	326	199	83	49	26	28
27	Fringe areas - Banlieue .....	6,190	1,901	1,545	1,283	687	371	185	101	43	36	21	17
28	St. John's (Nfld.) .....	13,964	3,490	3,083	2,632	1,833	1,109	743	422	268	175	109	100
29	City proper - Ville proprement dite ....	11,427	3,051	2,615	2,194	1,479	830	526	312	176	115	72	57
30	Fringe areas - Banlieue .....	2,537	439	468	438	354	279	217	110	92	60	37	43
31	Toronto .....	302,381	123,349	83,892	60,230	22,884	7,609	2,537	1,068	436	213	87	76
32	City proper - Ville proprement dite ....	177,984	79,583	48,426	31,264	11,939	4,187	1,438	628	270	143	59	47
33	Fringe areas - Banlieue .....	124,397	43,766	35,466	28,966	10,945	3,422	1,099	440	166	70	28	29
34	Vancouver .....	141,939	57,623	35,964	30,427	11,871	3,996	1,278	451	175	87	40	27
35	City proper - Ville proprement dite ....	92,798	40,219	23,906	18,633	6,867	2,200	620	229	62	34	17	11
36	Fringe areas - Banlieue .....	49,141	17,404	12,058	11,794	5,004	1,796	658	222	113	53	23	16
37	Victoria .....	27,988	12,592	6,663	5,514	2,173	697	220	76	26	11	7	9
38	City proper - Ville proprement dite ....	13,632	6,379	3,364	2,457	931	332	113	34	11	5	2	4
39	Fringe areas - Banlieue .....	14,356	6,213	3,299	3,057	1,242	365	107	42	15	6	5	5
40	Windsor .....	40,729	14,170	10,344	8,645	4,206	1,810	760	392	204	108	45	45
41	City proper - Ville proprement dite ....	30,855	11,129	7,823	6,455	3,103	1,303	521	258	130	75	29	29
42	Fringe areas - Banlieue .....	9,874	2,521	2,521	2,190	1,103	507	239	134	74	33	16	16
43	Winnipeg .....	94,321	34,968	25,491	20,580	8,459	2,938	1,083	444	181	81	52	44
44	City proper - Ville proprement dite ....	63,117	25,596	17,151	12,790	5,054	1,601	555	228	76	29	25	12
45	Fringe areas - Banlieue .....	31,204	9,372	8,340	7,790	3,405	1,337	528	216	105	52	27	32

**TABLEAU 133. Familles, selon le nombre et l'âge des enfants de 24 ans et moins à la maison et enfants dans les familles, par groupe d'âge et selon l'activité, zones métropolitaines de recensement, 1951**

Families with children by age of children — Familles avec enfants selon l'âge des enfants				Children by age and activity — Enfants selon l'âge et l'activité									No
Total	All under 14 — Tous enfants de moins de 14 ans	Under and over 14 — De moins et de plus de 14 ans	All over 14 — Tous enfants de plus de 14 ans	Total	Under 6 years — De moins de 6 ans	6-13 years — De 6-13 ans	14-17 years — 14-17 ans			18-24 years — 18-24 ans			
							Total	At school — À l'école	In labour force — Figurant à la main- d'oeuvre	Total	At school — À l'école	In labour force — Figurant à la main- d'oeuvre	
22,949	15,122	2,959	4,868	43,834	18,179	14,305	5,585	4,632	671	5,765	1,341	4,202	1
21,114	13,805	2,659	4,650	39,493	16,197	12,752	5,102	4,247	596	5,442	1,301	3,938	2
1,835	1,317	300	218	4,341	1,982	1,553	483	385	75	323	40	264	3
29,558	19,525	4,333	5,700	60,743	25,268	20,099	7,526	6,073	995	7,850	1,509	6,024	4
26,984	17,702	3,916	5,366	54,630	22,529	17,939	6,851	5,576	853	7,311	1,440	5,585	5
2,574	1,823	417	334	6,113	2,739	2,160	675	497	142	539	69	439	6
21,532	13,808	3,766	3,958	49,088	19,312	17,000	6,500	4,930	943	6,276	1,062	4,681	7
12,895	7,950	2,285	2,660	28,591	10,671	9,797	3,977	3,014	574	4,146	745	3,066	8
8,637	5,858	1,481	1,298	20,497	8,641	7,203	2,523	1,916	369	2,130	317	1,615	9
42,734	26,690	6,216	9,828	84,847	32,161	28,619	11,277	7,746	2,779	12,790	1,820	10,502	10
34,001	20,714	4,986	8,301	66,682	24,520	22,219	9,159	6,209	2,328	10,784	1,413	8,963	11
8,733	5,976	1,230	1,527	18,165	7,641	6,400	2,118	1,537	451	2,006	407	1,539	12
19,040	12,415	2,625	4,000	36,918	14,636	12,690	4,801	3,454	1,044	4,791	900	3,679	13
14,614	9,253	2,042	3,319	28,050	10,664	9,661	3,811	2,744	819	3,914	716	3,029	14
4,426	3,162	583	681	8,868	3,972	3,029	990	710	225	877	184	650	15
220,075	131,913	36,288	51,874	501,847	172,846	165,881	69,075	39,452	21,186	94,045	10,698	74,554	16
159,080	93,651	26,489	38,940	360,680	120,281	118,102	51,091	28,299	16,464	71,206	7,212	57,194	17
60,995	38,262	9,799	12,934	141,167	52,565	47,779	17,984	11,153	4,722	22,839	3,486	17,360	18
44,990	28,233	7,521	9,236	104,184	39,950	34,900	13,566	9,250	2,716	15,768	2,367	12,326	19
31,345	19,444	4,941	6,960	67,836	25,868	22,437	8,857	6,657	1,468	10,674	1,960	8,163	20
13,645	8,789	2,580	2,276	36,348	14,082	12,463	4,709	2,593	1,248	5,094	407	4,163	21
39,421	22,825	8,035	8,561	116,487	37,792	38,925	15,675	9,611	3,153	24,095	3,166	16,881	22
23,806	13,276	4,772	5,758	66,602	20,481	21,537	9,404	5,758	1,962	15,180	2,024	10,751	23
15,615	9,549	3,263	2,803	49,885	17,311	17,388	6,271	3,853	1,191	8,915	1,142	6,130	24
12,430	7,637	2,262	2,531	28,741	10,566	10,100	4,044	2,992	675	4,031	522	3,167	25
8,141	4,858	1,489	1,794	18,593	6,732	6,350	2,700	2,001	462	2,811	366	2,212	26
4,289	2,779	773	737	10,148	3,834	3,750	1,344	991	213	1,220	156	955	27
10,474	6,094	2,436	1,944	29,872	10,851	10,542	4,089	3,004	716	4,390	437	3,433	28
8,376	4,801	1,878	1,697	22,664	7,965	7,824	3,204	2,422	518	3,671	393	2,868	29
2,098	1,293	558	247	7,208	2,886	2,718	885	582	198	719	44	565	30
179,032	107,304	24,350	47,378	328,870	119,589	104,476	46,438	32,234	10,637	58,367	10,421	45,271	31
98,401	54,307	13,982	30,112	178,531	59,240	54,575	27,601	19,085	6,369	37,115	6,569	28,858	32
80,631	52,997	10,368	17,266	150,339	60,349	49,901	18,837	13,149	4,268	21,252	3,852	16,413	33
84,316	54,238	10,867	19,211	160,078	60,976	55,691	20,317	16,306	2,953	23,094	4,632	17,407	34
52,579	33,053	6,313	13,213	96,024	35,822	32,600	12,301	9,898	1,793	15,301	3,306	11,316	35
31,737	21,185	4,554	5,998	64,054	25,154	23,091	8,016	6,408	1,160	7,793	1,326	6,091	36
15,396	9,919	1,936	3,541	28,981	11,186	10,103	3,691	2,840	579	4,001	739	3,070	37
7,253	4,613	884	1,756	13,345	5,179	4,464	1,681	1,232	290	2,021	344	1,592	38
8,143	5,306	1,052	1,785	15,636	6,007	5,639	2,010	1,608	289	1,980	395	1,478	39
26,559	16,017	4,486	6,056	56,835	20,732	19,523	8,018	6,009	1,328	8,562	1,488	6,631	40
19,726	11,606	3,293	4,827	41,494	14,743	14,117	5,983	4,486	957	6,651	1,196	5,120	41
6,833	4,411	1,193	1,229	15,341	5,989	5,406	2,035	1,523	371	1,911	292	1,511	42
59,353	36,826	8,304	14,223	114,718	43,604	37,754	14,985	11,621	2,441	18,375	3,111	14,584	43
37,521	22,244	5,182	10,095	69,552	25,067	22,358	9,578	7,597	1,412	12,549	2,334	9,765	44
21,832	14,582	3,122	4,128	45,166	18,537	15,396	5,407	4,024	1,029	5,826	777	4,819	45

**TABLE 134. Families by type<sup>1</sup>, showing family size and composition, and wage-earner families by earnings of head, for Canada and the provinces, rural and urban, 1951**

No.	Type of family Type de famille	Total	Persons in families — Nombre de personnes dans les familles	Average number of persons per family — Moyenne de personnes par famille	Families by number of children at home — Familles selon le nombre d'enfants à la maison						
					0	1	2	3	4-5	6-8	9+
1	<b>CANADA<sup>3</sup></b> .....	<b>3,287,384</b>	<b>12,216,103</b>	<b>3.7</b>	<b>1,060,470</b>	<b>772,241</b>	<b>650,916</b>	<b>358,329</b>	<b>293,956</b>	<b>120,968</b>	<b>30,504</b>
2	Maintaining own household — Maintenant leur propre ménage .....	2,966,739	11,327,808	3.8	918,240	666,095	604,814	342,484	285,923	119,002	30,181
3	Not maintaining own household — Ne maintenant pas leur propre ménage .....	320,645	888,295	2.8	142,230	106,146	46,102	15,845	8,033	1,966	323
4	Related — Parente .....	201,283	576,436	2.9	81,808	67,584	32,209	11,789	6,110	1,546	237
5	Non-related — Non parente .....	119,362	311,859	2.6	60,422	38,562	13,893	4,056	1,923	420	86
6	Rural — Rurale .....	1,163,844	4,816,218	4.1	326,479	236,465	217,936	144,239	145,259	72,703	20,763
7	Maintaining own household — Maintenant leur propre ménage .....	1,083,373	4,571,414	4.2	295,227	212,019	204,641	138,249	141,324	71,402	20,511
8	Not maintaining own household — Ne maintenant pas leur propre ménage .....	80,471	244,804	3.0	31,252	24,446	13,295	5,990	3,935	1,301	252
9	Related — Parente .....	67,550	206,242	3.1	27,133	19,743	11,046	5,059	3,314	1,065	190
10	Non-related — Non parente .....	12,921	38,562	3.0	4,119	4,703	2,249	931	621	236	62
11	Urban — Urbaine .....	2,123,540	7,399,885	3.5	733,991	535,776	432,980	214,090	148,697	48,265	9,741
12	Maintaining own household — Maintenant leur propre ménage .....	1,883,366	6,756,394	3.6	623,013	454,076	400,173	204,235	144,599	47,600	9,670
13	Not maintaining own household — Ne maintenant pas leur propre ménage .....	240,174	643,491	2.7	110,978	81,700	32,807	9,855	4,098	665	71
14	Related — Parente .....	133,733	370,194	2.8	54,675	47,841	21,163	6,730	2,796	481	47
15	Non-related — Non parente .....	106,441	273,297	2.6	56,303	33,859	11,644	3,125	1,302	184	24
16	<b>Newfoundland</b> .....	<b>74,858</b>	<b>328,609</b>	<b>4.4</b>	<b>17,227</b>	<b>15,464</b>	<b>13,178</b>	<b>9,877</b>	<b>11,497</b>	<b>6,357</b>	<b>1,258</b>
17	Maintaining own household — Maintenant leur propre ménage .....	64,957	296,428	4.6	14,159	12,288	11,311	8,908	10,882	6,166	1,243
18	Not maintaining own household — Ne maintenant pas leur propre ménage .....	9,901	32,181	3.3	3,068	3,176	1,867	969	615	191	15
19	Related — Parente .....	8,525	27,908	3.3	2,626	2,690	1,620	863	544	169	13
20	Non-related — Non parente .....	1,376	4,273	3.1	442	486	247	106	71	22	2
21	Rural — Rurale .....	43,050	190,323	4.4	10,100	8,580	7,267	5,589	6,947	3,871	696
22	Maintaining own household — Maintenant leur propre ménage .....	37,518	171,921	4.6	8,415	6,910	6,190	5,012	6,559	3,742	690
23	Not maintaining own household — Ne maintenant pas leur propre ménage .....	5,532	18,402	3.3	1,685	1,670	1,077	577	398	129	6
24	Related — Parente .....	5,141	17,124	3.3	1,595	1,523	994	544	361	118	6
25	Non-related — Non parente .....	391	1,278	3.3	90	147	83	33	27	11	—
26	Urban — Urbaine .....	31,808	138,286	4.3	7,127	6,884	5,911	4,288	4,550	2,486	562
27	Maintaining own household — Maintenant leur propre ménage .....	27,439	124,507	4.5	5,744	5,378	5,121	3,896	4,323	2,424	553
28	Not maintaining own household — Ne maintenant pas leur propre ménage .....	4,369	13,779	3.2	1,383	1,506	790	392	227	62	9
29	Related — Parente .....	3,384	10,784	3.2	1,031	1,167	626	319	183	51	7
30	Non-related — Non parente .....	985	2,995	3.0	352	339	164	73	44	11	2
31	<b>Prince Edward Island</b> .....	<b>21,381</b>	<b>86,105</b>	<b>4.0</b>	<b>6,250</b>	<b>4,557</b>	<b>3,829</b>	<b>2,615</b>	<b>2,587</b>	<b>1,270</b>	<b>273</b>
32	Maintaining own household — Maintenant leur propre ménage .....	19,354	79,844	4.1	5,593	3,879	3,431	2,461	2,481	1,242	267
33	Not maintaining own household — Ne maintenant pas leur propre ménage .....	2,027	6,261	3.1	657	678	398	154	106	28	6
34	Related — Parente .....	1,686	5,325	3.2	532	539	358	133	92	26	6
35	Non-related — Non parente .....	341	936	2.7	125	139	40	21	14	2	—
36	Rural — Rurale .....	15,904	65,650	4.1	4,583	3,235	2,785	1,970	2,033	1,056	242
37	Maintaining own household — Maintenant leur propre ménage .....	14,497	61,137	4.2	4,143	2,791	2,495	1,851	1,949	1,032	236
38	Not maintaining own household — Ne maintenant pas leur propre ménage .....	1,407	4,513	3.2	440	444	290	119	84	24	6
39	Related — Parente .....	1,285	4,157	3.2	404	397	272	108	76	22	6
40	Non-related — Non parente .....	122	356	2.9	36	47	18	11	8	2	—

1. See Introduction for full explanation of types of family.

2. Includes earnings "not stated" and "nil".

3. Includes the Yukon and Northwest Territories.



**TABLEAU 134. Familles selon le type<sup>1</sup>, importance numérique et composition de la famille, et familles de salariés selon le gain du chef, Canada et provinces, régions rurales et urbaines, 1951**

Families with children by age of children — Familles avec enfants selon l'âge des enfants				Children at home by age and activity — Enfants à la maison selon l'âge et l'activité					Wage-earner families by earnings of head — Familles de salariés selon le gain du chef							No
Total	All under 14 — Tous enfants de moins de 14 ans	Under and over 14 — De moins et de plus de 14 ans	All over 14 — Tous enfants de plus de 14 ans	Total	Under 14 years — De moins de 14 ans	14-24 years — 14-24 ans			Total <sup>2</sup>	Under \$1,000 — Moins de \$1,000	\$1,000-1,999	\$2,000-2,999	\$3,000-3,999	\$4,000-5,999	\$6,000+	
						Total	At school — A l'école	In labour force — Figurant à la main-d'oeuvre								
2,226,914	1,345,825	438,000	443,089	5,544,179	3,991,090	1,553,089	615,955	739,815	1,990,559	165,782	462,112	856,739	299,352	109,013	41,276	1
2,048,499	1,201,745	427,581	419,173	5,247,643	3,740,118	1,507,525	599,022	716,571	1,766,465	133,522	393,937	765,590	280,876	105,631	40,687	2
178,415	144,080	10,419	23,916	296,536	250,972	45,564	16,933	23,244	224,094	32,260	68,175	91,149	18,476	3,382	589	3
119,475	99,049	6,774	13,652	206,164	178,549	27,615	10,632	13,394	125,370	18,303	38,937	50,147	10,441	1,965	319	4
58,940	45,031	3,645	10,264	90,372	72,423	17,949	6,301	9,850	98,724	13,957	29,238	41,002	8,035	1,417	270	5
837,365	486,778	207,775	142,812	2,439,366	1,783,932	655,434	251,161	288,037	419,683	83,441	141,914	128,102	34,213	9,522	2,436	6
788,146	446,237	204,057	137,852	2,342,167	1,699,316	642,851	246,229	282,941	383,638	71,643	129,220	121,646	33,152	9,313	2,407	7
49,219	40,541	3,718	4,960	97,199	84,616	12,583	4,932	5,096	36,045	11,798	12,694	6,456	1,061	209	29	8
40,417	33,796	2,806	3,815	80,288	70,656	9,632	3,706	3,949	26,847	8,622	10,175	4,874	745	132	13	9
8,802	6,745	912	1,145	16,911	13,960	2,951	1,226	1,147	9,198	3,176	2,519	1,582	316	77	16	10
1,389,549	859,047	230,225	300,277	3,104,813	2,207,158	897,655	364,794	451,778	1,570,876	82,341	320,198	728,637	265,139	99,491	38,840	11
1,280,353	755,508	223,524	281,321	2,905,476	2,040,802	864,674	352,793	433,630	1,382,827	61,879	264,717	643,944	247,724	96,318	38,280	12
129,196	103,539	6,701	18,956	199,337	166,356	32,981	12,001	18,148	188,049	20,462	55,481	84,693	17,415	3,173	560	13
79,058	65,253	3,968	9,837	125,876	107,893	17,983	6,926	9,445	98,523	9,681	28,762	45,273	9,696	1,833	306	14
50,138	38,286	2,733	9,119	73,461	58,463	14,998	5,075	8,703	89,526	10,781	26,719	39,420	7,719	1,340	254	15
57,631	33,247	15,491	8,893	177,028	133,834	43,194	17,463	18,380	41,180	12,664	12,228	9,918	3,355	1,258	392	16
50,798	27,472	14,956	8,370	163,147	121,445	41,702	16,839	17,769	35,825	10,660	10,540	8,824	3,119	1,205	383	17
6,833	5,775	535	523	13,881	12,389	1,492	624	611	5,355	2,004	1,688	1,094	236	53	9	18
5,899	5,014	458	427	12,113	10,881	1,232	523	489	4,341	1,780	1,360	792	168	39	2	19
934	761	77	96	1,768	1,508	260	101	122	1,014	224	328	302	68	14	7	20
32,950	18,669	9,226	5,055	103,171	78,718	24,453	9,359	10,056	18,338	9,402	5,616	2,097	369	90	24	21
29,103	15,429	8,904	4,770	95,039	71,418	23,621	9,019	9,746	16,012	8,063	4,970	1,929	344	87	24	22
3,847	3,240	322	285	8,132	7,300	832	340	310	2,326	1,339	646	168	25	3	—	23
3,546	2,998	290	258	7,529	6,777	752	308	284	2,098	1,234	592	143	16	3	—	24
301	242	32	27	603	523	80	32	26	228	105	54	25	9	—	—	25
24,681	14,578	6,265	3,838	73,857	55,116	18,741	8,104	8,324	22,842	3,262	6,612	7,821	2,986	1,168	368	26
21,695	12,043	6,052	3,600	68,108	50,027	18,081	7,820	8,023	19,813	2,597	5,570	6,895	2,775	1,118	359	27
2,986	2,535	213	238	5,749	5,089	660	284	301	3,029	665	1,042	926	211	50	9	28
2,353	2,016	168	169	4,584	4,104	480	215	205	2,243	546	768	649	152	36	2	29
633	519	45	69	1,165	985	180	69	96	786	119	274	277	59	14	7	30
15,131	8,445	3,781	2,905	42,568	30,707	11,861	5,045	5,269	7,872	2,070	2,793	1,768	507	222	65	31
13,761	7,316	3,679	2,766	39,925	28,382	11,543	4,902	5,143	7,016	1,728	2,485	1,670	492	218	63	32
1,370	1,129	102	139	2,643	2,325	318	143	126	856	342	308	98	15	4	2	33
1,154	961	91	102	2,286	2,025	261	122	97	603	264	222	57	7	1	1	34
216	168	11	37	357	300	57	21	29	253	78	86	41	8	3	1	35
11,321	6,254	2,971	2,096	33,076	23,985	9,091	3,739	4,089	4,339	1,589	1,320	808	187	94	8	36
10,354	5,446	2,897	2,011	31,109	22,235	8,874	3,642	4,004	3,907	1,367	1,207	782	184	94	8	37
967	808	74	85	1,967	1,750	217	97	85	432	222	113	26	3	—	—	38
881	740	69	72	1,802	1,606	196	88	75	347	186	98	21	1	—	—	39
86	68	5	13	165	144	21	9	10	85	36	15	5	2	—	—	40

1. Voir dans l'Introduction les explications complètes concernant les types de famille.
2. Comprend les gains "non déclarés" et "aucun gain".
3. Comprend le Yukon et les Territoires du Nord-Ouest.

**TABLE 134. Families by type<sup>1</sup>, showing family size and composition, and wage-earner families by earnings of head, for Canada and the provinces, rural and urban, 1951 - Continued**

No.	Type of family — Type de famille	Total	Persons in families — Nombre de personnes dans les familles	Average number of persons per family — Moyenne de personnes par famille	Families by number of children at home — Familles selon le nombre d'enfants à la maison						
					0	1	2	3	4-5	6-8	9+
<b>Prince Edward Island—Con.—fin</b>											
1	Urban — Urbaine .....	5,477	20,455	3.7	1,667	1,322	1,044	645	554	214	31
2	Maintaining own household — Maintenant leur propre ménage .....	4,857	18,707	3.9	1,450	1,088	936	610	532	210	31
3	Not maintaining own household — Ne main- tenant pas leur propre ménage .....	620	1,748	2.8	217	234	108	35	22	4	—
4	Related — Parente .....	401	1,168	2.9	128	142	86	25	16	4	—
5	Non-related — Non parente .....	219	580	2.6	89	92	22	10	6	—	—
<b>Nova Scotia</b>											
6	Maintaining own household — Maintenant leur propre ménage .....	145,127	559,050	3.9	41,810	34,567	27,977	17,342	15,655	6,400	1,376
7	Not maintaining own household — Ne main- tenant pas leur propre ménage .....	129,036	511,746	4.0	36,426	28,703	25,061	16,199	15,027	6,265	1,355
8	Related — Parente .....	16,091	47,304	2.9	5,384	5,864	2,916	1,143	628	135	21
9	Non-related — Non parente .....	11,503	34,487	3.0	3,673	4,168	2,163	903	481	101	14
10	Related — Parente .....	4,588	12,817	2.8	1,711	1,696	753	240	147	34	7
<b>Rural — Rurale</b>											
11	Maintaining own household — Maintenant leur propre ménage .....	66,252	262,630	4.0	19,366	14,685	11,931	8,086	7,872	3,553	759
12	Not maintaining own household — Ne main- tenant pas leur propre ménage .....	60,038	243,705	4.1	17,429	12,526	10,742	7,552	7,559	3,482	748
13	Related — Parente .....	6,214	18,925	3.0	1,937	2,159	1,189	534	313	71	11
14	Non-related — Non parente .....	5,250	16,013	3.1	1,758	1,744	980	457	249	53	9
15	Related — Parente .....	964	2,912	3.0	179	415	209	77	64	18	2
<b>Urban — Urbaine</b>											
16	Maintaining own household — Maintenant leur propre ménage .....	78,875	296,420	3.8	22,444	19,882	16,046	9,256	7,783	2,847	617
17	Not maintaining own household — Ne main- tenant pas leur propre ménage .....	68,998	268,041	3.9	18,997	16,177	14,319	8,647	7,468	2,783	607
18	Related — Parente .....	9,877	28,379	2.9	3,447	3,705	1,727	609	315	64	10
19	Non-related — Non parente .....	6,253	18,474	3.0	1,915	2,424	1,183	446	232	48	5
20	Related — Parente .....	3,624	9,905	2.7	1,532	1,281	544	163	83	16	5
<b>New Brunswick</b>											
21	Maintaining own household — Maintenant leur propre ménage .....	111,639	460,144	4.1	30,610	24,677	20,187	13,132	13,795	7,254	1,984
22	Not maintaining own household — Ne main- tenant pas leur propre ménage .....	100,962	428,392	4.2	26,566	21,227	18,406	12,394	13,275	7,127	1,967
23	Related — Parente .....	10,677	31,752	3.0	4,044	3,450	1,781	738	520	127	17
24	Non-related — Non parente .....	8,935	26,895	3.0	3,365	2,837	1,527	638	450	103	15
25	Related — Parente .....	1,742	4,857	2.8	679	613	254	100	70	24	2
<b>Rural — Rurale</b>											
26	Maintaining own household — Maintenant leur propre ménage .....	61,790	275,319	4.5	15,439	12,237	10,357	7,574	9,026	5,540	1,617
27	Not maintaining own household — Ne main- tenant pas leur propre ménage .....	55,486	255,792	4.6	13,039	10,383	9,298	7,075	8,647	5,439	1,605
28	Related — Parente .....	6,304	19,527	3.1	2,400	1,854	1,059	499	379	101	12
29	Non-related — Non parente .....	5,692	17,670	3.1	2,213	1,640	957	448	339	84	11
30	Related — Parente .....	612	1,857	3.0	187	214	102	51	40	17	1
<b>Urban — Urbaine</b>											
31	Maintaining own household — Maintenant leur propre ménage .....	49,849	184,825	3.7	15,171	12,440	9,830	5,558	4,789	1,714	367
32	Not maintaining own household — Ne main- tenant pas leur propre ménage .....	45,476	172,600	3.8	13,527	10,844	9,108	5,319	4,628	1,688	362
33	Related — Parente .....	4,373	12,225	2.8	1,644	1,596	722	239	141	26	5
34	Non-related — Non parente .....	3,243	9,225	2.8	1,152	1,197	570	190	111	19	4
35	Related — Parente .....	1,130	3,000	2.7	492	399	152	49	30	7	1
<b>Québec</b>											
36	Maintaining own household — Maintenant leur propre ménage .....	856,041	3,609,851	4.2	241,612	181,711	151,197	99,151	105,477	57,986	18,907
37	Not maintaining own household — Ne main- tenant pas leur propre ménage .....	776,665	3,386,879	4.4	203,288	158,293	140,961	95,057	103,005	57,259	18,802
38	Related — Parente .....	79,376	222,972	2.8	38,324	23,418	10,236	4,094	2,472	727	105
39	Non-related — Non parente .....	57,061	165,462	2.9	26,111	16,731	7,995	3,387	2,092	648	97
40	Related — Parente .....	22,315	57,510	2.6	12,213	6,687	2,241	707	380	79	8

1. See Introduction for full explanation of types of family.  
2. Includes earnings "not stated" and "nil".

**TABLEAU 134. Familles selon le type<sup>1</sup>, importance numérique et composition de la famille, et familles de salariés selon le gain du chef, Canada et provinces, régions rurales et urbaines, 1951 - suite**

Familles with children by age of children — Familles avec enfants selon l'âge des enfants				Children at home by age and activity — Enfants à la maison selon l'âge et l'activité					Wage-earner families by earnings of head — Familles de salariés selon le gain du chef							No
Total	All under 14 — Tous enfants de moins de 14 ans	Under and over 14 — De moins et de plus de 14 ans	All over 14 — Tous enfants de plus de 14 ans	Total	Under 14 years — De moins de 14 ans	14-24 years — 14-24 ans			Total <sup>2</sup>	Under \$1,000 — Moins de \$1,000	\$1,000-1,999	\$2,000-2,999	\$3,000-3,999	\$4,000-5,999	\$6,000+	
						Total	At school — A l'école	In labour force — Figurant à la main-d'oeuvre								
3,810	2,191	810	809	9,492	6,722	2,770	1,306	1,180	3,533	481	1,473	960	320	128	57	1
3,407	1,870	782	755	8,816	6,147	2,669	1,260	1,139	3,109	361	1,278	888	308	124	55	2
403	321	28	54	676	575	101	46	41	424	120	195	72	12	4	2	3
273	221	22	30	484	419	65	34	22	256	78	124	36	6	1	1	4
130	100	6	24	192	156	36	12	19	168	42	71	38	6	3	1	5
<b>103,317</b>	<b>61,389</b>	<b>23,203</b>	<b>18,725</b>	<b>267,109</b>	<b>195,751</b>	<b>71,358</b>	<b>33,701</b>	<b>28,741</b>	<b>88,091</b>	<b>13,707</b>	<b>27,888</b>	<b>31,834</b>	<b>8,419</b>	<b>2,619</b>	<b>765</b>	<b>6</b>
92,610	52,630	22,423	17,557	248,183	179,405	68,778	32,434	27,766	77,691	11,293	24,238	28,748	7,965	2,528	756	7
10,707	8,759	780	1,168	18,926	16,346	2,580	1,267	975	10,400	2,414	3,650	3,086	454	91	9	8
7,830	6,498	552	780	14,073	12,308	1,765	902	630	6,757	1,718	2,482	1,927	279	44	5	9
2,877	2,261	228	388	4,853	4,038	815	365	345	3,643	696	1,168	1,159	175	47	4	10
46,886	26,934	11,676	8,276	128,558	94,501	34,057	15,523	13,825	30,614	9,268	12,336	6,251	1,206	285	43	11
42,609	23,395	11,330	7,884	120,493	87,426	33,067	15,031	13,470	27,456	7,962	11,205	5,896	1,163	275	42	12
4,277	3,539	346	392	8,065	7,075	990	492	355	3,158	1,306	1,131	355	43	10	1	13
3,492	2,920	267	305	6,582	5,815	767	393	268	2,471	1,030	983	303	36	6	—	14
785	619	79	87	1,483	1,260	223	99	87	687	276	148	52	7	4	1	15
56,431	34,455	11,527	10,449	138,551	101,250	37,301	18,178	14,916	57,477	4,439	15,552	25,583	7,213	2,334	722	16
50,001	29,235	11,093	9,673	127,690	91,979	35,711	17,403	14,296	50,235	3,331	13,033	22,852	6,802	2,253	714	17
6,430	5,220	434	776	10,861	9,271	1,590	775	620	7,242	1,108	2,519	2,731	411	81	8	18
4,338	3,578	285	475	7,491	6,493	998	509	362	4,286	688	1,499	1,624	243	38	5	19
2,092	1,642	149	301	3,370	2,778	592	266	258	2,956	420	1,020	1,107	168	43	3	20
<b>81,029</b>	<b>48,142</b>	<b>19,295</b>	<b>13,592</b>	<b>233,483</b>	<b>173,382</b>	<b>60,101</b>	<b>25,729</b>	<b>25,883</b>	<b>63,948</b>	<b>10,690</b>	<b>22,663</b>	<b>19,858</b>	<b>5,539</b>	<b>1,934</b>	<b>598</b>	<b>21</b>
74,396	42,711	18,808	12,877	221,030	162,582	58,448	24,998	25,195	57,996	9,022	20,362	18,590	5,347	1,894	591	22
6,633	5,431	487	715	12,453	10,800	1,653	731	688	5,952	1,668	2,301	1,268	192	40	7	23
5,570	4,637	381	552	10,558	9,261	1,297	577	539	4,619	1,324	1,849	989	145	28	1	24
1,063	794	106	163	1,895	1,539	356	154	149	1,333	344	452	279	47	12	6	25
46,351	26,720	12,594	7,037	148,994	111,655	37,339	15,059	16,172	27,562	7,750	11,356	5,685	991	229	38	26
42,447	23,497	12,281	6,669	141,110	104,739	36,371	14,658	15,767	24,649	6,636	10,234	5,346	961	222	37	27
3,904	3,223	313	368	7,884	6,916	968	401	405	2,913	1,114	1,122	339	30	7	1	28
3,479	2,913	257	309	7,018	6,204	814	339	345	2,479	961	1,000	298	27	6	—	29
425	310	56	59	866	712	154	62	60	434	153	122	41	3	1	1	30
34,678	21,422	6,701	6,555	84,489	61,727	22,762	10,670	9,711	36,386	2,940	11,307	14,173	4,548	1,705	560	31
31,949	19,214	6,527	6,208	79,920	57,843	22,077	10,340	9,428	33,347	2,386	10,128	13,244	4,386	1,672	554	32
2,729	2,208	174	347	4,569	3,884	685	330	283	3,039	554	1,179	929	162	33	6	33
2,091	1,724	124	243	3,540	3,057	483	238	194	2,140	363	849	691	118	22	1	34
638	484	50	104	1,029	827	202	92	89	899	191	330	238	44	11	5	35
<b>614,429</b>	<b>362,890</b>	<b>132,930</b>	<b>118,609</b>	<b>1,828,035</b>	<b>1,282,943</b>	<b>545,092</b>	<b>158,535</b>	<b>290,736</b>	<b>538,216</b>	<b>44,646</b>	<b>150,293</b>	<b>225,192</b>	<b>64,044</b>	<b>24,818</b>	<b>11,520</b>	<b>36</b>
573,377	329,778	130,792	112,807	1,755,371	1,221,422	533,949	155,559	284,311	485,187	37,276	130,651	205,142	61,157	24,250	11,393	37
41,052	33,112	2,138	5,802	72,664	61,521	11,143	2,976	6,425	53,029	7,370	19,642	20,050	2,887	568	127	38
30,950	25,358	1,632	3,960	57,143	49,116	8,027	2,226	4,456	34,720	4,774	12,566	13,385	2,052	407	88	39
10,102	7,754	506	1,842	15,521	12,405	3,116	750	1,969	18,309	2,596	7,076	6,665	835	161	39	40

1. Voir dans l'Introduction les explications complètes concernant les types de famille.  
2. Comprend les gains "non déclarés" et "aucun gain".

TABLE 134. Families by type<sup>1</sup>, showing family size and composition, and wage-earner families by earnings of head, for Canada and the provinces, rural and urban, 1951 - Continued

No.	Type of family Type de famille	Total	Persons in families — Nombre de personnes dans les familles	Average number of persons per family — Moyenne de personnes par famille	Families by number of children at home Familles selon le nombre d'enfants à la maison						
					0	1	2	3	4-5	6-8	9+
<b>Québec - Con.-fin</b>											
1	Rural - Rurale.....	252,945	1,264,993	5.0	58,517	40,870	37,272	30,136	42,423	31,256	12,471
2	Maintaining own household - Maintenant leur propre ménage.....	232,853	1,202,641	5.2	49,090	36,031	34,603	28,682	41,259	30,797	12,391
3	Not maintaining own household - Ne maintenant pas leur propre ménage.....	20,092	62,352	3.1	9,427	4,839	2,669	1,454	1,164	459	80
4	Related - Parente.....	18,466	57,805	3.1	8,688	4,341	2,448	1,376	1,097	439	77
5	Non-related - Non parente.....	1,626	4,547	2.8	739	498	221	78	67	20	3
6	Urban - Urbaine.....	603,096	2,344,858	3.9	183,095	140,841	113,925	69,015	63,054	26,730	6,436
7	Maintaining own household - Maintenant leur propre ménage.....	543,812	2,184,238	4.0	154,198	122,262	106,358	66,375	61,746	26,462	6,411
8	Not maintaining own household - Ne maintenant pas leur propre ménage.....	59,284	160,620	2.7	28,897	18,579	7,567	2,640	1,308	268	25
9	Related - Parente.....	38,595	107,657	2.8	17,423	12,390	5,547	2,011	995	209	20
10	Non-related - Non parente.....	20,689	52,963	2.6	11,474	6,189	2,020	629	313	59	5
<b>Ontario</b>											
11	Maintaining own household - Maintenant leur propre ménage.....	1,162,772	3,941,473	3.4	420,061	292,389	237,003	114,420	74,630	20,931	3,338
12	Not maintaining own household - Ne maintenant pas leur propre ménage.....	1,020,152	3,555,886	3.5	355,124	243,846	216,759	108,372	72,178	20,563	3,310
13	Related - Parente.....	142,620	385,587	2.7	64,937	48,543	20,244	6,048	2,452	368	28
14	Related - Parente.....	78,045	217,678	2.8	31,339	27,902	12,857	4,062	1,618	256	11
15	Non-related - Non parente.....	64,575	167,909	2.6	33,598	20,641	7,387	1,986	834	112	17
16	Rural - Rurale.....	314,112	1,168,012	3.7	102,548	68,531	62,175	36,882	30,905	10,982	2,089
17	Maintaining own household - Maintenant leur propre ménage.....	292,320	1,104,497	3.8	94,069	61,444	58,421	35,390	30,099	10,818	2,079
18	Not maintaining own household - Ne maintenant pas leur propre ménage.....	21,792	63,515	2.9	8,479	7,087	3,754	1,492	806	164	10
19	Related - Parente.....	17,288	50,251	2.9	6,891	5,532	2,975	1,160	603	124	3
20	Non-related - Non parente.....	4,504	13,264	2.9	1,588	1,555	779	332	203	40	7
21	Urban - Urbaine.....	848,660	2,773,461	3.3	317,513	223,858	174,828	77,538	43,725	9,949	1,249
22	Maintaining own household - Maintenant leur propre ménage.....	727,832	2,451,389	3.4	261,055	182,402	158,338	72,982	42,079	9,745	1,231
23	Not maintaining own household - Ne maintenant pas leur propre ménage.....	120,828	322,072	2.7	56,458	41,456	16,490	4,556	1,646	204	18
24	Related - Parente.....	60,757	167,427	2.8	24,448	22,370	9,882	2,902	1,015	132	8
25	Non-related - Non parente.....	60,071	154,645	2.6	32,010	19,086	6,608	1,654	631	72	10
<b>Manitoba</b>											
26	Maintaining own household - Maintenant leur propre ménage.....	191,268	679,806	3.6	63,203	46,839	40,513	20,682	14,456	4,698	877
27	Not maintaining own household - Ne maintenant pas leur propre ménage.....	176,703	640,244	3.6	56,755	41,766	38,495	20,113	14,165	4,582	827
28	Related - Parente.....	14,565	39,562	2.7	6,448	5,073	2,018	569	291	116	50
29	Related - Parente.....	8,577	23,259	2.7	3,632	3,060	1,304	360	172	37	12
30	Non-related - Non parente.....	5,988	16,303	2.7	2,816	2,013	714	209	119	79	38
31	Rural - Rurale.....	76,002	303,412	4.0	21,154	16,118	15,353	9,952	9,030	3,654	741
32	Maintaining own household - Maintenant leur propre ménage.....	72,079	291,128	4.0	19,703	14,869	14,728	9,687	8,853	3,547	692
33	Not maintaining own household - Ne maintenant pas leur propre ménage.....	3,923	12,284	3.1	1,451	1,249	625	265	177	107	49
34	Related - Parente.....	2,999	8,734	2.9	1,230	940	490	180	113	34	12
35	Non-related - Non parente.....	924	3,550	3.8	221	309	135	85	64	73	37
36	Urban - Urbaine.....	115,266	376,394	3.3	42,049	30,721	25,160	10,730	5,426	1,044	136
37	Maintaining own household - Maintenant leur propre ménage.....	104,624	349,116	3.3	37,052	26,897	23,767	10,426	5,312	1,035	135
38	Not maintaining own household - Ne maintenant pas leur propre ménage.....	10,642	27,278	2.6	4,997	3,824	1,393	304	114	9	1
39	Related - Parente.....	5,578	14,525	2.6	2,402	2,120	814	180	59	3	—
40	Non-related - Non parente.....	5,064	12,753	2.5	2,595	1,704	579	124	55	6	1

1. See Introduction for full explanation of types of family.  
2. Includes earnings "not stated" and "nil".

**TABLEAU 134. Familles selon le type<sup>1</sup>, importance numérique et composition de la famille, et familles de salariés selon le gain du chef, Canada et provinces, régions rurales et urbaines, 1951 - suite**

Familles with children by age of children — Familles avec enfants selon l'âge des enfants				Children at home by age and activity — Enfants à la maison selon l'âge et l'activité					Wage-earner families by earnings of head — Familles de salariés selon le gain du chef							No
				Total	All under 14 — Tous enfants de moins de 14 ans	Under and over 14 — De moins et de plus de 14 ans	All over 14 — Tous enfants de plus de 14 ans	Total	Under 14 years — De moins de 14 ans	14-24 years — 14-24 ans			Total <sup>2</sup>	Under \$1,000 — Moins de \$1,000	\$1,000-1,999	
Total	At school — A l'école	In labour force — Figurant à la main-d'oeuvre														
194,428	108,091	55,394	30,943	733,588	525,690	207,898	51,033	105,193	90,718	21,283	37,988	21,009	3,663	1,151	380	1
183,763	99,386	54,701	29,676	710,150	505,306	204,844	50,200	103,721	82,773	18,704	34,619	19,855	3,512	1,116	372	2
10,665	8,705	693	1,267	23,438	20,384	3,054	833	1,472	7,945	2,579	3,369	1,154	151	35	8	3
9,778	8,020	630	1,128	21,808	19,033	2,775	754	1,332	6,841	2,272	2,944	963	118	26	5	4
887	685	63	139	1,630	1,351	279	79	140	1,104	307	425	191	33	9	3	5
420,001	254,799	77,536	87,666	1,094,447	757,253	337,194	107,502	185,543	447,498	23,363	112,305	204,183	60,381	23,667	11,140	6
389,614	230,392	76,091	83,131	1,045,221	716,116	329,105	105,359	180,590	402,414	18,572	96,032	185,287	57,645	23,134	11,021	7
30,387	24,407	1,445	4,535	49,226	41,137	8,089	2,143	4,953	45,084	4,791	16,273	18,895	2,736	533	119	8
21,172	17,338	1,002	2,832	35,335	30,083	5,252	1,472	3,124	27,879	2,502	9,622	12,422	1,934	381	83	9
9,215	7,069	443	1,703	13,891	11,054	2,837	671	1,829	17,205	2,289	6,651	6,474	802	152	36	10
742,711	455,904	126,457	160,350	1,602,398	1,157,456	444,942	192,011	218,207	785,162	44,544	145,000	362,867	143,917	52,583	19,419	11
665,028	393,272	122,186	149,570	1,482,133	1,056,243	425,890	184,754	207,859	674,259	32,942	116,411	309,940	131,917	50,541	19,118	12
77,683	62,632	4,271	10,780	120,265	101,213	19,052	7,257	10,348	110,903	11,602	28,589	52,927	12,000	2,042	301	13
46,706	38,772	2,495	5,439	74,450	64,342	10,108	4,216	5,104	55,369	5,314	14,487	26,250	6,337	1,153	175	14
30,977	23,860	1,776	5,341	45,815	36,871	8,944	3,041	5,244	55,534	6,288	14,102	26,677	5,663	889	126	15
211,564	128,199	45,266	38,099	531,413	395,344	136,069	57,979	62,227	136,798	17,170	41,365	53,124	15,474	4,213	1,184	16
198,251	117,062	44,377	36,812	507,697	374,490	133,207	56,703	61,004	125,239	14,479	37,223	49,759	14,892	4,115	1,174	17
13,313	11,137	889	1,287	23,716	20,854	2,862	1,276	1,223	11,559	2,691	4,142	3,365	582	98	10	18
10,397	8,845	618	934	18,386	16,377	2,009	939	817	8,197	1,689	3,149	2,456	416	73	6	19
2,916	2,292	271	353	5,330	4,477	853	337	406	3,362	1,002	993	909	166	25	4	20
531,147	327,705	81,191	122,251	1,070,985	762,112	308,873	134,032	155,980	648,364	27,374	103,635	309,743	128,443	48,370	18,235	21
466,777	276,210	77,809	112,758	974,436	681,753	292,683	128,051	146,855	549,020	18,463	79,188	260,181	117,025	46,426	17,944	22
64,370	51,495	3,382	9,493	96,549	80,359	16,190	5,981	9,125	99,344	8,911	24,447	49,562	11,418	1,944	291	23
36,309	29,927	1,877	4,505	56,064	47,965	8,099	3,277	4,287	47,172	3,625	11,338	23,794	5,921	1,080	169	24
28,061	21,568	1,505	4,988	40,485	32,394	8,091	2,704	4,838	52,172	5,286	13,109	25,768	5,497	864	122	25
128,065	77,152	24,509	26,404	292,329	210,632	81,697	35,392	37,067	100,855	8,631	24,512	43,971	13,681	5,272	2,122	26
119,948	70,688	24,012	25,248	278,954	199,514	79,440	34,558	35,951	91,355	6,866	21,125	40,863	13,173	5,158	2,095	27
8,117	6,464	497	1,156	13,375	11,118	2,257	834	1,116	9,500	1,765	3,387	3,108	508	114	27	28
4,945	4,156	237	552	7,859	6,837	1,022	417	492	4,819	816	1,654	1,759	309	68	9	29
3,172	2,308	260	604	5,516	4,281	1,235	417	624	4,681	949	1,733	1,349	199	46	18	30
54,848	31,488	13,787	9,573	147,766	107,070	40,696	16,789	16,779	16,455	3,476	5,593	4,642	1,070	408	77	31
52,376	29,477	13,542	9,357	142,455	102,563	39,892	16,485	16,490	14,933	2,958	5,139	4,500	1,053	401	76	32
2,472	2,011	245	216	5,311	4,507	804	304	289	1,522	518	454	142	17	7	1	33
1,769	1,512	119	138	3,304	2,922	382	166	143	874	303	340	102	8	—	—	34
703	499	126	78	2,007	1,585	422	138	146	648	215	114	40	9	7	1	35
73,217	45,664	10,722	16,831	144,563	103,562	41,001	18,603	20,288	84,400	5,155	18,919	39,329	12,611	4,864	2,045	36
67,572	41,211	10,470	15,891	136,499	96,951	39,548	18,073	19,461	76,422	3,908	15,986	36,363	12,120	4,757	2,019	37
5,645	4,453	252	940	8,064	6,611	1,453	530	827	7,978	1,247	2,933	2,966	491	107	26	38
3,176	2,644	118	414	4,555	3,915	640	251	349	3,945	513	1,314	1,657	301	68	9	39
2,469	1,809	134	526	3,509	2,696	813	279	478	4,033	734	1,619	1,309	190	39	17	40

1. Voir dans l'Introduction les explications complètes concernant les types de famille.

2. Comprend les gains "non déclarés" et "aucun gain".

TABLE 134. Families by type<sup>1</sup>, showing family size and composition, and wage-earner families by earnings of head, for Canada and the provinces, rural and urban, 1951 - Continued

No.	Type of family — Type de famille	Total	Persons in families — Nombre de personnes dans les familles	Average number of persons per family — Moyenne de personnes par famille	Families by number of children at home — Familles selon le nombre d'enfants à la maison						
					0	1	2	3	4-5	6-8	9+
1	Saskatchewan .....	196, 188	731, 773	3. 7	59, 467	44, 841	41, 448	24, 142	18, 878	6, 339	1, 073
2	Maintaining own household — Maintenant leur propre ménage .....	186, 063	704, 549	3. 8	55, 204	41, 205	40, 008	23, 621	18, 649	6, 305	1, 071
3	Not maintaining own household — Ne main- tenant pas leur propre ménage .....	10, 125	27, 224	2. 7	4, 263	3, 636	1, 440	521	229	34	2
4	Related — Parente .....	6, 543	18, 061	2. 8	2, 664	2, 305	996	383	175	18	2
5	Non-related — Non parente .....	3, 582	9, 163	2. 6	1, 599	1, 331	444	138	54	16	—
6	Rural — Rurale .....	132, 636	518, 630	3. 9	37, 645	28, 353	27, 518	17, 577	15, 119	5, 454	970
7	Maintaining own household — Maintenant leur propre ménage .....	127, 039	502, 928	4. 0	35, 483	26, 392	26, 611	17, 211	14, 950	5, 424	968
8	Not maintaining own household — Ne main- tenant pas leur propre ménage .....	5, 597	15, 702	2. 8	2, 162	1, 961	907	366	169	30	2
9	Related — Parente .....	4, 402	12, 421	2. 8	1, 833	1, 442	684	287	138	16	2
10	Non-related — Non-parente .....	1, 195	3, 281	2. 7	329	519	223	79	31	14	—
11	Urban — Urbaine .....	63, 552	213, 143	3. 4	21, 822	16, 488	13, 930	6, 565	3, 759	885	103
12	Maintaining own household — Maintenant leur propre ménage .....	59, 024	201, 621	3. 4	19, 721	14, 813	13, 397	6, 410	3, 699	881	103
13	Not maintaining own household — Ne main- tenant pas leur propre ménage .....	4, 528	11, 522	2. 5	2, 101	1, 675	533	155	60	4	—
14	Related — Parente .....	2, 141	5, 640	2. 6	831	863	312	96	37	2	—
15	Non-related — Non parente .....	2, 387	5, 882	2. 5	1, 270	812	221	59	23	2	—
16	Alberta .....	223, 326	816, 050	3. 7	66, 168	53, 378	49, 733	27, 211	20, 019	5, 891	926
17	Maintaining own household — Maintenant leur propre ménage .....	209, 226	775, 847	3. 7	60, 504	48, 514	47, 530	26, 466	19, 641	5, 720	851
18	Not maintaining own household — Ne main- tenant pas leur propre ménage .....	14, 100	40, 203	2. 9	5, 664	4, 864	2, 203	745	378	171	75
19	Related — Parente .....	8, 443	25, 091	3. 0	3, 189	2, 849	1, 452	487	264	139	63
20	Non-related — Non parente .....	5, 657	15, 112	2. 7	2, 475	2, 015	751	258	114	32	12
21	Rural — Rurale .....	108, 852	433, 873	4. 0	27, 610	23, 350	23, 568	15, 345	13, 483	4, 692	804
22	Maintaining own household — Maintenant leur propre ménage .....	103, 360	416, 265	4. 0	25, 718	21, 601	22, 616	14, 955	13, 207	4, 532	731
23	Not maintaining own household — Ne main- tenant pas leur propre ménage .....	5, 492	17, 608	3. 2	1, 892	1, 749	952	390	276	160	73
24	Related — Parente .....	4, 113	13, 479	3. 3	1, 541	1, 187	690	290	211	133	61
25	Non-related — Non parente .....	1, 379	4, 129	3. 0	351	562	262	100	65	27	12
26	Urban — Urbaine .....	114, 474	382, 177	3. 3	38, 558	30, 028	26, 165	11, 866	6, 536	1, 199	122
27	Maintaining own household — Maintenant leur propre ménage .....	105, 866	359, 582	3. 4	34, 786	26, 913	24, 914	11, 511	6, 434	1, 188	120
28	Not maintaining own household — Ne main- tenant pas leur propre ménage .....	8, 608	22, 595	2. 6	3, 772	3, 115	1, 251	355	102	11	2
29	Related — Parente .....	4, 330	11, 612	2. 7	1, 648	1, 662	762	197	53	6	2
30	Non-related — Non parente .....	4, 278	10, 983	2. 6	2, 124	1, 453	489	158	49	5	—
31	British Columbia .....	299, 845	984, 024	3. 3	113, 022	72, 513	64, 797	29, 071	16, 355	3, 620	467
32	Maintaining own household — Maintenant leur propre ménage .....	278, 850	929, 256	3. 3	103, 620	65, 143	61, 828	28, 223	16, 021	3, 552	463
33	Not maintaining own household — Ne main- tenant pas leur propre ménage .....	20, 995	54, 768	2. 6	9, 402	7, 370	2, 969	848	334	68	4
34	Related — Parente .....	11, 872	31, 999	2. 7	4, 654	4, 466	1, 918	564	218	48	4
35	Non-related — Non parente .....	9, 123	22, 769	2. 5	4, 748	2, 904	1, 051	284	116	20	—
36	Rural — Rurale .....	88, 458	317, 823	3. 6	28, 810	19, 517	18, 908	10, 564	7, 869	2, 436	351
37	Maintaining own household — Maintenant leur propre ménage .....	84, 463	306, 200	3. 6	27, 458	18, 137	18, 160	10, 281	7, 895	2, 384	348
38	Not maintaining own household — Ne main- tenant pas leur propre ménage .....	3, 995	11, 623	2. 9	1, 352	1, 380	748	283	174	55	3
39	Related — Parente .....	2, 838	8, 365	2. 9	963	965	540	203	123	41	3
40	Non-related — Non parente .....	1, 157	3, 258	2. 8	389	415	208	80	51	14	—

1. See Introduction for full explanation of types of family.  
2. Includes earnings "not stated" and "nil".

TABLEAU 134. Familles selon le type<sup>1</sup>, importance numérique et composition de la famille, et familles de salariés selon le gain du chef, Canada et provinces, régions rurales et urbaines, 1951 - suite

Familles with children by age of children — Familles avec enfants selon l'âge des enfants				Children at home by age and activity — Enfants à la maison selon l'âge et l'activité					Wage-earner families by earnings of head — Familles de salariés selon le gain du chef.							No
Total	All under 14 — Tous enfants de moins de 14 ans	Under and over 14 — De moins et de plus de 14 ans	All over 14 — Tous enfants de plus de 14 ans	Total	Under 14 years — De moins de 14 ans	14-24 years — 14-24 ans			Total <sup>2</sup>	Under \$1,000 — Moins de \$1,000	\$1,000-1,999	\$2,000-2,999	\$3,000-3,999	\$4,000-5,999	\$6,000+	
						Total	At school — A l'école	In labour force — Figurant à la main-d'oeuvre								
136,721	79,562	30,752	26,407	334,653	239,914	94,739	46,995	36,019	65,124	7,913	18,409	25,381	7,682	2,903	681	1
130,859	74,775	30,414	25,670	325,356	232,006	93,350	46,294	35,511	60,001	6,484	16,675	24,100	7,468	2,845	664	2
5,862	4,787	338	737	9,297	7,908	1,389	701	508	5,123	1,429	1,734	1,281	214	58	17	3
3,879	3,294	196	389	6,336	5,569	767	364	280	2,295	625	868	543	96	27	1	4
1,983	1,493	142	348	2,961	2,339	622	337	228	2,828	804	866	738	118	31	16	5
94,991	53,680	23,850	17,461	247,664	177,185	70,479	33,882	26,162	21,604	4,879	7,687	6,322	1,082	296	57	6
91,556	50,807	23,626	17,123	241,856	172,110	69,746	33,510	25,933	19,824	4,012	7,172	6,186	1,066	295	56	7
3,435	2,873	224	338	5,808	5,075	733	372	229	1,780	867	515	136	16	1	1	8
2,569	2,200	141	228	4,390	3,898	492	226	164	880	382	317	80	11	1	1	9
866	673	83	110	1,418	1,177	241	146	65	900	485	198	56	5	—	—	10
41,730	25,882	6,902	8,946	86,989	62,729	24,260	13,113	9,857	43,520	3,034	10,722	19,059	6,600	2,607	624	11
39,303	23,968	6,788	8,547	83,500	59,896	23,604	12,784	9,578	40,177	2,472	9,503	17,914	6,402	2,550	608	12
2,427	1,914	114	399	3,489	2,833	656	329	279	3,343	562	1,219	1,145	198	57	16	13
1,310	1,094	55	161	1,946	1,671	275	138	116	1,415	243	551	463	85	26	—	14
1,117	820	59	238	1,543	1,162	381	191	163	1,928	319	668	682	113	31	16	15
157,158	96,513	31,582	29,063	369,083	270,697	98,386	50,025	38,179	107,042	8,433	23,790	46,681	16,372	6,123	2,132	16
148,722	89,822	30,962	27,938	354,028	258,258	95,770	49,018	37,059	97,955	6,858	20,963	43,871	15,735	5,976	2,099	17
8,436	6,691	620	1,125	15,055	12,439	2,616	1,007	1,120	9,087	1,575	2,827	2,810	637	147	33	18
5,254	4,292	379	583	9,950	8,374	1,576	552	687	4,535	704	1,361	1,403	307	61	12	19
3,182	2,399	241	542	5,105	4,065	1,040	455	453	4,552	871	1,466	1,407	330	86	21	20
81,242	46,778	20,318	14,146	214,226	155,142	59,084	29,373	21,665	25,347	4,087	7,347	8,608	2,545	681	118	21
77,642	43,960	19,939	13,743	206,378	148,674	57,704	28,910	21,153	22,852	3,373	6,711	8,381	2,494	683	117	22
3,600	2,818	379	403	7,848	6,468	1,380	463	512	2,495	714	636	227	51	18	1	23
2,572	2,048	277	247	5,889	4,889	1,000	295	391	1,474	309	372	156	27	3	1	24
1,028	770	102	156	1,959	1,579	380	168	121	1,021	405	264	71	24	15	—	25
75,916	49,735	11,264	14,917	154,857	115,555	39,302	20,652	16,514	81,695	4,346	16,443	38,073	13,827	5,442	2,014	26
71,080	45,862	11,023	14,195	147,650	109,584	38,066	20,108	15,906	75,103	3,485	14,252	35,490	13,241	5,313	1,982	27
4,836	3,873	241	722	7,207	5,971	1,236	544	608	6,592	861	2,191	2,583	586	129	32	28
2,682	2,244	102	336	4,061	3,485	576	257	276	3,061	395	989	1,247	280	58	11	29
2,154	1,629	139	386	3,146	2,486	660	287	332	3,531	466	1,202	1,336	306	71	21	30
186,823	119,923	29,122	37,778	387,686	287,895	99,791	50,761	40,542	190,998	12,428	34,388	88,696	35,044	10,933	3,525	31
175,230	110,718	28,484	36,028	369,932	273,160	96,772	49,376	39,235	177,168	10,847	30,351	83,285	33,721	10,673	3,469	32
11,593	9,205	638	1,750	17,754	14,735	3,019	1,385	1,307	13,830	2,081	4,037	5,411	1,323	260	56	33
7,218	6,016	345	857	11,270	9,737	1,533	729	624	7,292	979	2,085	3,037	735	137	25	34
4,375	3,189	293	693	6,484	4,998	1,486	656	683	6,538	1,102	1,952	2,374	588	123	31	35
59,648	37,930	11,896	9,822	142,649	108,102	34,547	18,231	11,143	46,706	4,506	11,222	19,195	7,210	1,884	474	36
57,005	35,811	11,674	9,520	137,784	103,943	33,841	17,883	10,943	44,819	4,062	10,660	18,662	7,070	1,856	469	37
2,643	2,119	222	302	4,865	4,159	706	348	200	1,887	444	562	533	140	28	5	38
1,875	1,558	131	186	3,474	3,052	422	196	116	1,179	254	379	349	84	14	—	39
768	561	91	116	1,391	1,107	284	152	84	708	190	183	184	56	14	5	40

1. Voir dans l'Introduction les explications complètes concernant les types de famille.  
2. Comprend les gains "non déclarés" et "aucun gain".

TABLE 134. Families by type<sup>1</sup>, showing family size and composition, and wage-earner families by earnings of head, for Canada and the provinces, rural and urban, 1951 - Concluded

No.	Type of family Type de famille	Total	Persons in families Nombre de personnes dans les familles	Average number of persons per family Moyenne de personnes par famille	Families by number of children at home Familles selon le nombre d'enfants à la maison						
					0	1	2	3	4-5	6-8	9+
<b>British Columbia - Con.-fin</b>											
1	Urban - Urbaine .....	211,387	666,201	3.2	84,212	52,996	45,889	18,507	8,486	1,181	116
2	Maintaining own household - Maintenant leur propre ménage .....	194,387	623,056	3.2	76,162	47,006	43,668	17,942	8,326	1,168	115
3	Not maintaining own household - Ne maintenant pas leur propre ménage .....	17,000	43,145	2.5	8,050	5,990	2,221	565	160	13	1
4	Related - Parente .....	9,034	23,634	2.6	3,691	3,501	1,378	361	95	7	1
5	Non-related - Non parente .....	7,966	19,511	2.4	4,359	2,489	843	204	65	6	-

1. See Introduction for full explanation of types of family.
2. Includes earnings "not stated" and "nil".

TABLE 135. Families by type<sup>1</sup>, showing family size and composition, and wage-earner families by earnings of head, for cities of 30,000 population and over, 1951

No.	Type of family Type de famille	Total	Persons in families Nombre de personnes dans les familles	Average number of persons per family Moyenne de personnes par famille	Families by number of children at home Familles selon le nombre d'enfants à la maison						
					0	1	2	3	4-5	6-8	9+
<b>Newfoundland</b>											
6	St. John's .....	11,427	46,179	4.0	3,051	2,615	2,194	1,479	1,356	603	129
7	Maintaining own household - Maintenant leur propre ménage .....	9,572	40,407	4.2	2,425	2,001	1,859	1,320	1,255	585	127
8	Not maintaining own household - Ne maintenant pas leur propre ménage .....	1,855	5,772	3.1	626	614	335	159	101	18	2
9	Related - Parente .....	1,292	4,016	3.1	415	442	234	114	73	12	2
10	Non-related - Non parente .....	563	1,756	3.1	211	172	101	45	28	6	-
<b>Nova Scotia</b>											
11	Halifax .....	19,016	66,662	3.5	6,121	5,050	3,885	2,038	1,432	420	70
12	Maintaining own household - Maintenant leur propre ménage .....	16,071	58,569	3.6	4,876	4,011	3,448	1,898	1,361	408	69
13	Not maintaining own household - Ne maintenant pas leur propre ménage .....	2,945	8,093	2.7	1,245	1,039	437	140	71	12	1
14	Related - Parente .....	1,547	4,451	2.9	545	580	270	95	52	5	-
15	Non-related - Non parente .....	1,398	3,642	2.6	700	459	167	45	19	7	1
16	Sydney .....	7,080	27,875	3.9	1,867	1,730	1,394	855	850	315	69
17	Maintaining own household - Maintenant leur propre ménage .....	5,799	24,120	4.2	1,397	1,267	1,179	783	801	307	65
18	Not maintaining own household - Ne maintenant pas leur propre ménage .....	1,281	3,755	2.9	470	463	215	72	49	8	4
19	Related - Parente .....	672	1,971	2.9	220	257	120	43	27	4	1
20	Non-related - Non parente .....	609	1,784	2.9	250	206	95	29	22	4	3

1. See Introduction for full explanation of types of family.
2. Includes earnings "not stated" and "nil".



**TABLEAU 134. Familles selon le type<sup>1</sup>, importance numérique et composition de la famille, et familles de salariés selon le gain du chef, Canada et provinces, régions rurales et urbaines, 1951 - fin**

Familles with children by age of children — Familles avec enfants selon l'âge des enfants				Children at home by age and activity — Enfants à la maison selon l'âge et l'activité					Wage-earner families by earnings of head — Familles de salariés selon le gain du chef						No	
Total	All under 14 — Tous enfants de moins de 14 ans	Under and over 14 — De moins et de plus de 14 ans	All over 14 — Tous enfants de plus de 14 ans	Total	Under 14 years — De moins de 14 ans	14-24 years — 14-24 ans			Total <sup>2</sup>	Under \$1,000 — Moins de \$1,000	\$1,000-1,999	\$2,000-2,999	\$3,000-3,999	\$4,000-5,999		\$6,000+
						Total	At school — A l'école	In labour force — Figurant à la main-d'oeuvre								
127,175	81,993	17,226	27,956	245,037	179,793	65,244	32,530	29,399	144,292	7,922	23,166	69,501	27,834	9,049	3,051	1
118,225	74,907	16,810	26,508	232,148	169,217	62,931	31,493	28,292	132,349	6,285	19,691	64,623	26,651	8,817	3,000	2
8,950	7,086	416	1,448	12,889	10,576	2,313	1,037	1,107	11,943	1,637	3,475	4,878	1,183	232	51	3
5,343	4,458	214	671	7,796	6,685	1,111	533	508	6,113	725	1,706	2,688	651	123	25	4
3,607	2,628	202	777	5,093	3,891	1,202	504	599	5,830	912	1,769	2,190	532	109	26	5

1. Voir dans l'Introduction les explications complètes concernant les types de famille.
2. Comprend les gains "non déclarés" et "aucun gain".

**TABLEAU 135. Familles selon le type<sup>1</sup>, importance numérique et composition de la famille, et familles de salariés selon le gain du chef, cités de 30,000 et plus, 1951**

Familles with children by age of children — Familles avec enfants selon l'âge des enfants				Children at home by age and activity — Enfants à la maison selon l'âge et l'activité					Wage-earner families by earnings of head — Familles de salariés selon le gain du chef						No	
Total	All under 14 — Tous enfants de moins de 14 ans	Under and over 14 — De moins et de plus de 14 ans	All over 14 — Tous enfants de plus de 14 ans	Total	Under 14 years — De moins de 14 ans	14-24 years — 14-24 ans			Total <sup>2</sup>	Under \$1,000 — Moins de \$1,000	\$1,000-1,999	\$2,000-2,999	\$3,000-3,999	\$4,000-5,999		\$6,000+
						Total	At school — A l'école	In labour force — Figurant à la main-d'oeuvre								
8,376	4,801	1,878	1,697	22,664	15,789	6,875	2,815	3,386	8,143	707	2,624	3,153	920	391	158	6
7,147	3,808	1,776	1,563	20,321	13,799	6,522	2,665	3,213	6,808	495	2,101	2,693	840	370	157	7
1,229	993	102	134	2,343	1,990	353	150	173	1,335	212	523	460	80	21	1	8
877	713	74	90	1,672	1,438	234	108	106	876	159	325	300	51	15	—	9
352	280	28	44	671	552	119	42	67	459	53	198	160	29	6	1	10
12,895	7,950	2,285	2,660	28,591	20,468	8,123	3,759	3,640	14,578	897	4,182	5,884	1,864	951	390	11
11,195	6,603	2,178	2,414	25,864	18,195	7,669	3,554	3,431	12,244	631	3,241	5,025	1,735	923	388	12
1,700	1,347	107	246	2,727	2,273	454	205	209	2,334	266	941	859	129	28	2	13
1,002	806	60	136	1,665	1,419	246	119	107	1,152	130	461	434	71	13	—	14
698	541	47	110	1,062	854	208	86	102	1,182	136	480	425	58	15	2	15
5,213	3,156	1,065	992	13,526	9,754	3,772	1,791	1,547	5,497	189	584	3,315	1,026	219	58	16
4,402	2,509	1,011	882	12,111	8,571	3,540	1,688	1,446	4,503	105	395	2,728	939	200	58	17
811	647	54	110	1,415	1,183	232	103	101	994	84	189	587	87	19	—	18
452	367	23	62	777	668	109	48	47	480	46	94	279	43	5	—	19
359	280	31	48	638	515	123	55	54	514	38	95	308	44	14	—	20

1. Voir dans l'Introduction les explications complètes concernant les types de famille.
2. Comprend les gains "non déclarés" et "aucun gain".

TABLE 135. Families by type<sup>1</sup>, showing family size and composition, and wage-earner families by earnings of head, for cities of 30,000 population and over, 1951 - Continued

No.	Type of family Type de famille	Total	Persons in families — Nombre de personnes dans les familles	Average number of persons per family — Moyenne de personnes par famille	Families by number of children at home — Familles selon le nombre d'enfants à la maison						
					0	1	2	3	4-5	6-8	9+
<b>New Brunswick</b>											
1	Saint John .....	12,224	43,036	3.5	4,083	3,190	2,303	1,284	979	331	54
2	Maintaining own household - Maintenant leur propre ménage .....	11,120	40,053	3.6	3,679	2,751	2,133	1,236	940	328	53
3	Not maintaining own household - Ne maintenant pas leur propre ménage .....	1,104	2,983	2.7	404	439	170	48	39	3	1
4	Related - Parente .....	754	2,069	2.7	257	305	126	30	32	3	1
5	Not-related - Non parente .....	350	914	2.6	147	134	44	18	7	—	—
<b>Québec</b>											
6	Hull .....	9,916	39,720	4.0	2,536	2,412	1,976	1,222	1,184	480	106
7	Maintaining own household - Maintenant leur propre ménage .....	8,717	36,290	4.2	2,051	2,011	1,779	1,150	1,145	475	106
8	Not maintaining own household - Ne maintenant pas leur propre ménage .....	1,199	3,430	2.9	485	401	197	72	39	5	—
9	Related - Parente .....	810	2,384	2.9	307	271	139	57	32	4	—
10	Non-related - Non parente .....	389	1,046	2.7	178	130	58	15	7	1	—
11	Montréal .....	246,389	868,208	3.5	87,309	62,361	46,437	24,608	18,513	6,034	1,127
12	Maintaining own household - Maintenant leur propre ménage .....	214,160	781,977	3.7	71,384	52,100	42,422	23,295	17,915	5,926	1,118
13	Not maintaining own household - Ne maintenant pas leur propre ménage .....	32,229	86,231	2.7	15,925	10,261	4,015	1,313	598	108	9
14	Related - Parente .....	18,888	52,225	2.8	8,413	6,322	2,751	921	407	68	6
15	Non-related - Non parente .....	13,341	34,006	2.5	7,512	3,939	1,264	392	191	40	3
16	Outremont .....	7,329	24,968	3.4	2,875	1,752	1,436	785	396	74	11
17	Maintaining own household - Maintenant leur propre ménage .....	6,465	22,751	3.5	2,424	1,473	1,339	758	386	74	11
18	Not maintaining own household - Ne maintenant pas leur propre ménage .....	864	2,217	2.6	451	279	97	27	10	—	—
19	Related - Parente .....	620	1,624	2.6	312	193	85	23	7	—	—
20	Non-related - Non parente .....	244	593	2.4	139	86	12	4	3	—	—
21	Québec .....	33,830	139,843	4.1	10,024	7,454	5,947	3,997	4,024	1,892	492
22	Maintaining own household - Maintenant leur propre ménage .....	31,084	132,208	4.3	8,722	6,629	5,584	3,839	3,942	1,877	491
23	Not maintaining own household - Ne maintenant pas leur propre ménage .....	2,746	7,635	2.8	1,302	825	363	158	82	15	1
24	Related - Parente .....	1,867	5,367	2.9	816	566	278	130	64	12	1
25	Non-related - Non parente .....	879	2,268	2.6	486	259	85	28	18	3	—
26	Sherbrooke .....	11,034	43,321	3.9	3,118	2,538	2,172	1,355	1,242	510	99
27	Maintaining own household - Maintenant leur propre ménage .....	10,429	41,712	4.0	2,814	2,360	2,096	1,326	1,229	505	99
28	Not maintaining own household - Ne maintenant pas leur propre ménage .....	605	1,609	2.7	304	178	76	29	13	5	—
29	Related - Parente .....	462	1,233	2.7	223	140	64	24	8	3	—
30	Non-related - Non parente .....	143	376	2.6	81	38	12	5	5	2	—
31	Trois-Rivières .....	9,466	40,587	4.3	2,464	2,060	1,676	1,133	1,310	666	157
32	Maintaining own household - Maintenant leur propre ménage .....	8,851	38,934	4.4	2,155	1,874	1,612	1,102	1,288	663	157
33	Not maintaining own household - Ne maintenant pas leur propre ménage .....	615	1,653	2.7	309	186	64	31	22	3	—
34	Related - Parente .....	498	1,369	2.7	239	152	54	29	21	3	—
35	Non-related - Non parente .....	117	284	2.4	70	34	10	2	1	—	—
36	Verdun .....	20,123	69,249	3.4	6,737	5,556	4,126	2,013	1,345	307	39
37	Maintaining own household - Maintenant leur propre ménage .....	18,299	64,485	3.5	5,875	4,896	3,898	1,964	1,321	306	39
38	Not maintaining own household - Ne maintenant pas leur propre ménage .....	1,824	4,764	2.6	862	660	228	49	24	1	—
39	Related - Parente .....	1,368	3,628	2.7	612	510	180	43	22	1	—
40	Non-related - Non parente .....	456	1,136	2.5	250	150	48	6	2	—	—

1. See Introduction for full explanation of types of family.  
2. Includes earnings "not stated" and "nil".

TABLEAU 135. Familles selon le type<sup>1</sup>, importance numérique et composition de la famille, et familles de salariés selon le gain du chef, cités de 30,000 et plus, 1951 - suite

Familles with children by age of children — Familles avec enfants selon l'âge des enfants				Children at home by age and activity — Enfants à la maison selon l'âge et l'activité					Wage-earner families by earnings of head — Familles de salariés selon le gain du chef							No
				Total	All under 14 — Tous enfants de moins de 14 ans	Under and over 14 — De moins et de plus de 14 ans	All over 14 — Tous enfants de plus de 14 ans	Total	Under 14 years — De moins de 14 ans	14-24 years — 14-24 ans			Total <sup>2</sup>	Under \$1,000 — Moins de \$1,000	\$1,000-1,999	
Total	At school — A l'école	In labour force — Figurant à la main-d'oeuvre														
8,141	4,858	1,489	1,794	18,593	13,082	5,511	2,367	2,674	9,005	836	3,177	3,491	773	275	101	1
7,441	4,311	1,448	1,682	17,478	12,165	5,313	2,284	2,577	8,224	663	2,856	3,299	747	268	98	2
700	547	41	112	1,115	917	198	83	97	781	173	321	192	26	7	3	3
497	391	31	75	810	674	136	59	66	508	108	217	131	19	4	1	4
203	156	10	37	305	243	62	24	31	273	65	104	61	7	3	2	5
7,380	4,654	1,378	1,348	19,416	13,800	5,616	1,604	3,283	8,113	478	2,263	3,881	1,003	232	30	6
6,666	4,078	1,337	1,251	18,200	12,765	5,435	1,562	3,172	7,147	361	1,850	3,534	962	227	29	7
714	576	41	97	1,216	1,035	181	42	111	966	117	413	347	41	5	1	8
503	417	30	56	889	774	115	32	68	647	68	274	249	30	2	1	9
211	159	11	41	327	261	66	10	43	319	49	139	98	11	3	—	10
159,080	93,651	26,489	38,940	360,680	238,383	122,297	35,511	73,658	183,982	7,910	41,646	88,415	25,659	10,340	4,728	11
142,776	80,568	25,716	36,492	335,106	217,070	118,036	34,501	70,877	158,470	5,532	32,551	77,107	24,176	10,085	4,673	12
16,304	13,083	773	2,448	25,574	21,313	4,261	1,010	2,781	25,512	2,378	9,095	11,308	1,483	255	55	13
10,475	8,651	471	1,353	16,823	14,386	2,437	630	1,549	14,372	975	4,603	7,074	1,063	195	40	14
5,829	4,432	302	1,095	8,751	6,927	1,824	380	1,232	11,140	1,403	4,492	4,234	420	60	15	15
4,454	2,102	844	1,508	9,272	5,370	3,902	2,008	1,462	3,706	168	529	1,171	728	495	358	16
4,041	1,793	822	1,426	8,676	4,907	3,769	1,950	1,400	3,138	100	384	967	659	468	350	17
413	309	22	82	596	463	133	58	62	568	68	145	204	69	27	8	18
308	232	19	57	462	365	97	41	45	383	25	91	153	56	26	8	19
105	77	3	25	134	98	36	17	17	185	43	54	51	13	1	—	20
23,806	13,276	4,772	5,758	66,602	42,018	24,584	7,782	12,713	24,790	1,289	8,214	10,136	2,728	1,191	397	21
22,362	12,174	4,702	5,486	64,128	40,026	24,102	7,639	12,442	22,857	1,068	7,345	9,505	2,658	1,171	392	22
1,444	1,102	70	272	2,474	1,992	482	143	271	1,933	221	869	631	70	20	5	23
1,051	837	48	166	1,867	1,562	305	99	159	1,270	116	567	448	56	17	5	24
393	265	22	106	607	430	177	44	112	663	105	302	183	14	3	—	25
7,916	5,017	1,443	1,456	20,751	14,813	5,938	2,030	3,370	8,319	470	2,673	3,660	914	301	97	26
7,615	4,784	1,428	1,403	20,245	14,397	5,848	2,013	3,302	7,870	393	2,478	3,523	903	296	95	27
301	233	15	53	506	416	90	17	68	449	77	195	137	11	5	2	28
239	190	10	39	394	331	63	11	48	325	42	150	106	9	2	1	29
62	43	5	14	112	85	27	6	20	124	35	45	31	2	3	1	30
7,002	3,917	1,611	1,474	20,605	13,635	6,970	2,277	3,782	7,143	523	1,877	3,011	1,135	400	124	31
6,696	3,675	1,604	1,417	20,087	13,206	6,881	2,261	3,723	6,741	444	1,722	2,881	1,109	396	123	32
306	242	7	57	518	429	89	16	59	402	79	155	130	26	4	1	33
259	203	7	49	454	376	78	15	51	314	54	116	114	23	2	1	34
47	39	—	8	64	53	11	1	8	88	25	39	16	3	2	—	35
13,386	7,959	2,068	3,359	28,012	18,669	9,343	2,733	5,925	16,391	391	2,463	8,868	3,308	922	102	36
12,424	7,155	2,030	3,239	26,639	17,504	9,135	2,689	5,780	14,923	316	2,042	8,068	3,196	907	101	37
962	804	38	120	1,373	1,165	208	44	145	1,468	75	421	800	112	15	1	38
756	633	33	90	1,100	936	164	37	111	1,061	54	281	594	90	11	1	39
206	171	5	30	273	229	44	7	34	407	21	140	206	22	4	—	40

1. Voir dans l'Introduction les explications complètes concernant les types de famille.  
2. Comprend les gains "non déclarés" et "aucun gain".

TABLE 135. Families by type<sup>1</sup>, showing family size and composition, and wage-earner families by earnings of head, for cities of 30,000 population and over, 1951 - Continued

No.	Type of family Type de famille	Total	Persons in families — Nombre de personnes dans les familles	Average number of persons per family — Moyenne de personnes par famille	Families by number of children at home Familles selon le nombre d'enfants à la maison						
					0	1	2	3	4-5	6-8	9+
<b>Ontario</b>											
1	Brantford .....	9,774	31,177	3.2	3,816	2,567	1,955	900	451	77	8
2	Maintaining own household - Maintenant leur propre ménage .....	8,840	28,749	3.3	3,407	2,217	1,818	875	439	76	8
3	Not maintaining own household - Ne maintenant pas leur propre ménage .....	934	2,428	2.6	409	350	137	25	12	1	—
4	Related - Parente .....	600	1,604	2.7	222	249	99	20	9	1	—
5	Non-related - Non parente .....	334	824	2.5	187	101	38	5	3	—	—
6	Fort William .....	9,015	30,780	3.4	2,969	2,319	2,069	987	573	90	8
7	Maintaining own household - Maintenant leur propre ménage .....	8,327	28,932	3.5	2,683	2,053	1,980	954	562	87	8
8	Not maintaining own household - Ne maintenant pas leur propre ménage .....	688	1,848	2.7	286	266	89	33	11	3	—
9	Related - Parente .....	513	1,420	2.8	191	206	76	27	11	2	—
10	Non-related - Non parente .....	175	428	2.4	95	60	13	6	—	1	—
11	Hamilton .....	55,764	178,482	3.2	21,763	14,774	11,284	4,797	2,559	528	59
12	Maintaining own household - Maintenant leur propre ménage .....	48,226	158,617	3.3	18,142	12,215	10,320	4,518	2,462	513	56
13	Not maintaining own household - Ne maintenant pas leur propre ménage .....	7,538	19,865	2.6	3,621	2,559	964	279	97	15	3
14	Related - Parente .....	4,294	11,636	2.7	1,826	1,563	644	187	62	10	2
15	Non-related - Non parente .....	3,244	8,229	2.5	1,795	996	320	92	35	5	1
16	Kingston .....	8,485	26,923	3.2	3,313	2,323	1,677	690	396	77	9
17	Maintaining own household - Maintenant leur propre ménage .....	7,239	23,637	3.3	2,727	1,897	1,508	642	379	77	9
18	Not maintaining own household - Ne maintenant pas leur propre ménage .....	1,246	3,286	2.6	586	426	169	48	17	—	—
19	Related - Parente .....	541	1,515	2.8	190	212	94	34	11	—	—
20	Non-related - Non parente .....	705	1,771	2.5	396	214	75	14	6	—	—
21	Kitchener .....	11,832	38,317	3.2	4,515	3,196	2,380	1,070	554	107	10
22	Maintaining own household - Maintenant leur propre ménage .....	10,101	33,711	3.3	3,675	2,614	2,161	1,001	534	106	10
23	Not maintaining own household - Ne maintenant pas leur propre ménage .....	1,731	4,606	2.7	840	582	219	69	20	1	—
24	Related - Parente .....	896	2,465	2.8	384	317	132	49	13	1	—
25	Non-related - Non parente .....	835	2,141	2.6	456	265	87	20	7	—	—
26	London .....	24,679	77,348	3.1	10,065	6,567	4,746	2,032	1,065	193	11
27	Maintaining own household - Maintenant leur propre ménage .....	21,795	69,761	3.2	8,720	5,561	4,365	1,926	1,024	188	11
28	Not maintaining own household - Ne maintenant pas leur propre ménage .....	2,884	7,587	2.6	1,345	1,006	381	106	41	5	—
29	Related - Parente .....	1,613	4,400	2.7	644	602	261	75	28	3	—
30	Non-related - Non parente .....	1,271	3,187	2.5	701	404	120	31	13	2	—
31	Oshawa .....	11,170	36,280	3.2	3,982	3,150	2,433	1,007	486	101	11
32	Maintaining own household - Maintenant leur propre ménage .....	10,189	33,641	3.3	3,561	2,816	2,264	963	474	100	11
33	Not maintaining own household - Ne maintenant pas leur propre ménage .....	981	2,639	2.7	421	334	169	44	12	1	—
34	Related - Parente .....	670	1,837	2.7	257	247	120	39	7	—	—
35	Non-related - Non parente .....	311	802	2.6	164	87	49	5	5	1	—
36	Ottawa .....	48,811	166,843	3.4	17,466	12,212	10,040	4,895	3,190	866	142
37	Maintaining own household - Maintenant leur propre ménage .....	42,143	148,869	3.5	14,417	9,961	9,095	4,613	3,066	851	140
38	Not maintaining own household - Ne maintenant pas leur propre ménage .....	6,668	17,974	2.7	3,049	2,251	945	282	124	15	2
39	Related - Parente .....	3,604	10,258	2.8	1,365	1,294	618	217	96	13	1
40	Non-related - Non parente .....	3,064	7,716	2.5	1,684	957	327	65	28	2	1

1. See Introduction for full explanation of types of family.  
2. Includes earnings "not stated" and "nil".

TABLEAU 135. Familles selon le type<sup>1</sup>, importance numérique et composition de la famille, et familles de salariés selon le gain du chef, cités de 30,000 et plus, 1951 - suite

Familles with children by age of children — Familles avec enfants selon l'âge des enfants				Children at home by age and activity — Enfants à la maison selon l'âge et l'activité					Wage-earner families by earnings of head — Familles de salariés selon le gain du chef						No	
Total	All under 14 — Tous enfants de moins de 14 ans	Under and over 14 — De moins et de plus de 14 ans	All over 14 — Tous enfants de plus de 14 ans	Total	Under 14 years — De moins de 14 ans	14-24 years — 14-24 ans			Total <sup>2</sup>	Under \$1,000 — Moins de \$1,000	\$1,000-1,999	\$2,000-2,999	\$3,000-3,999	\$4,000-5,999		\$6,000+
						Total	At school — A l'école	In labour force — Figurant à la main-d'oeuvre								
5,958	3,736	847	1,375	11,673	8,344	3,329	1,360	1,795	7,673	301	1,150	4,407	1,205	310	137	1
5,433	3,302	821	1,310	10,918	7,697	3,221	1,319	1,739	6,905	200	952	4,033	1,153	301	137	2
525	434	26	65	755	647	108	41	56	768	101	198	374	52	9	—	3
378	307	20	51	551	465	86	36	43	473	58	127	227	32	7	—	4
147	127	6	14	204	182	22	5	13	295	43	71	147	20	2	—	5
6,046	3,801	939	1,306	12,575	9,057	3,518	1,583	1,706	7,152	293	1,131	3,654	1,457	411	95	6
5,644	3,469	920	1,255	11,964	8,532	3,432	1,550	1,662	6,615	219	997	3,406	1,401	405	94	7
402	332	19	51	611	525	86	33	44	537	74	134	248	56	6	1	8
322	267	14	41	501	433	68	25	36	391	42	99	187	47	5	1	9
80	65	5	10	110	92	18	8	8	146	32	35	61	9	1	—	10
34,001	20,714	4,986	8,301	66,682	46,739	19,943	7,622	11,291	44,576	1,730	5,769	22,857	10,011	2,752	772	11
30,084	17,576	4,782	7,726	60,825	41,862	18,963	7,277	10,715	38,322	1,182	4,299	19,638	9,250	2,663	757	12
3,917	3,138	204	575	5,857	4,877	980	345	576	6,254	548	1,470	3,219	761	89	15	13
2,468	2,008	128	332	3,754	3,171	583	207	340	3,384	219	739	1,795	492	57	6	14
1,449	1,130	76	243	2,103	1,706	397	138	236	2,870	329	731	1,424	269	32	9	15
5,172	3,175	765	1,232	10,024	7,055	2,969	1,428	1,349	6,504	356	1,520	2,932	896	474	139	16
4,512	2,644	732	1,136	9,041	6,235	2,806	1,361	1,268	5,458	241	1,152	2,476	839	461	139	17
660	531	33	96	983	820	163	67	81	1,046	115	368	456	57	13	—	18
351	281	19	51	550	458	92	45	38	420	36	146	183	31	6	—	19
309	250	14	45	433	362	71	22	43	626	79	222	273	26	7	—	20
7,317	4,400	1,111	1,806	14,342	9,879	4,463	1,806	2,484	9,555	296	1,680	5,446	1,313	501	217	21
6,426	3,873	1,060	1,693	13,023	8,763	4,260	1,734	2,360	8,056	192	1,238	4,622	1,220	495	212	22
891	727	51	113	1,319	1,116	203	72	124	1,499	104	442	824	93	6	5	23
512	439	24	49	791	700	91	40	51	737	38	218	419	47	5	1	24
379	288	27	64	528	416	112	32	73	762	66	224	405	46	1	4	25
14,614	9,253	2,042	3,319	28,050	20,325	7,725	3,460	3,848	19,198	792	3,246	9,721	3,393	1,381	436	26
13,075	8,007	1,973	3,095	25,754	18,380	7,374	3,335	3,646	16,846	549	2,538	8,577	3,218	1,346	433	27
1,539	1,246	69	224	2,296	1,945	351	125	202	2,352	243	708	1,144	175	35	3	28
969	791	44	134	1,489	1,282	207	76	113	1,246	108	338	636	121	23	2	29
570	455	25	90	807	663	144	49	89	1,106	135	370	508	54	12	1	30
7,188	4,408	1,098	1,682	13,904	9,760	4,144	1,607	2,304	9,301	268	772	4,216	3,226	559	130	31
6,628	3,941	1,071	1,616	13,043	9,016	4,027	1,561	2,240	8,488	201	622	3,840	3,051	546	130	32
560	487	27	66	861	744	117	46	64	813	67	150	376	175	13	—	33
413	353	16	44	634	561	73	29	38	531	28	93	257	125	9	—	34
147	114	11	22	227	183	44	17	26	282	39	57	119	50	4	—	35
31,345	19,444	4,941	6,960	67,836	48,305	19,531	8,617	9,631	37,991	1,582	7,505	14,752	7,008	4,694	1,676	36
27,726	16,511	4,759	6,456	62,209	43,543	18,666	8,275	9,162	32,512	1,093	5,620	12,498	6,487	4,546	1,652	37
3,619	2,933	182	504	5,627	4,762	865	342	469	5,479	489	1,885	2,254	521	148	24	38
2,239	1,859	119	281	3,684	3,200	484	207	246	2,816	229	904	1,208	287	89	14	39
1,380	1,074	63	243	1,943	1,562	381	135	223	2,663	260	981	1,046	234	59	10	40

1. Voir dans l'Introduction les explications complètes concernant les types de famille.  
2. Comprend les gains "non déclarés" et "aucun gain".

TABLE 135. Families by type<sup>1</sup>, showing family size and composition, and wage-earner families by earnings of head, for cities of 30,000 population and over, 1951 - Continued

No.	Type of family — Type de famille	Total	Persons in families — Nombre de personnes dans les familles	Average number of persons per family — Moyenne de personnes par famille	Families by number of children at home — Familles selon le nombre d'enfants à la maison						
					0	1	2	3	4-5	6-8	9+
Ontario - Con.-fin											
1	Peterborough.....	9,807	32,933	3.4	3,483	2,464	2,110	1,004	595	137	14
2	Maintaining own household - Maintenant leur propre ménage.....	8,769	30,149	3.4	3,031	2,085	1,971	958	576	134	14
3	Not maintaining own household - Ne main- tenant pas leur propre ménage.....	1,038	2,784	2.7	452	379	139	46	19	3	—
4	Related - Parente.....	602	1,681	2.8	222	237	95	32	14	2	—
5	Non-related - Non parente.....	436	1,103	2.5	230	142	44	14	5	1	—
6	Port Arthur.....	8,082	27,347	3.4	2,591	2,202	1,821	869	493	97	9
7	Maintaining own household - Maintenant leur propre ménage.....	7,411	25,548	3.4	2,323	1,948	1,716	836	484	95	9
8	Not maintaining own household - Ne main- tenant pas leur propre ménage.....	671	1,799	2.7	268	254	105	33	9	2	—
9	Related - Parente.....	384	1,056	2.8	134	155	67	19	7	2	—
10	Non-related - Non parente.....	287	743	2.6	134	99	38	14	2	—	—
11	St. Catharines.....	10,051	32,689	3.3	3,806	2,545	2,120	1,007	487	75	11
12	Maintaining own household - Maintenant leur propre ménage.....	9,019	29,968	3.3	3,320	2,180	1,993	968	473	74	11
13	Not maintaining own household - Ne main- tenant pas leur propre ménage.....	1,032	2,721	2.6	486	365	127	39	14	1	—
14	Related - Parente.....	636	1,727	2.7	258	249	93	26	9	1	—
15	Non-related - Non parente.....	396	994	2.5	228	116	34	13	5	—	—
16	Sarnia.....	8,953	30,162	3.4	3,048	2,334	1,909	999	536	118	9
17	Maintaining own household - Maintenant leur propre ménage.....	8,170	28,077	3.4	2,695	2,073	1,782	967	528	116	9
18	Not maintaining own household - Ne main- tenant pas leur propre ménage.....	783	2,085	2.7	353	261	127	32	8	2	—
19	Related - Parente.....	444	1,210	2.7	183	153	81	22	4	1	—
20	Non-related - Non parente.....	339	875	2.6	170	108	46	10	4	1	—
21	Sault Ste. Marie.....	8,124	28,630	3.5	2,554	2,099	1,761	854	678	156	22
22	Maintaining own household - Maintenant leur propre ménage.....	7,098	25,765	3.6	2,145	1,714	1,608	806	648	155	22
23	Not maintaining own household - Ne main- tenant pas leur propre ménage.....	1,026	2,865	2.8	409	385	153	48	30	1	—
24	Related - Parente.....	562	1,606	2.9	195	222	93	33	18	1	—
25	Non-related - Non parente.....	464	1,259	2.7	214	163	60	15	12	—	—
26	Sudbury.....	9,978	36,462	3.7	2,741	2,674	2,194	1,189	854	281	45
27	Maintaining own household - Maintenant leur propre ménage.....	8,733	32,897	3.8	2,232	2,245	2,005	1,116	823	271	41
28	Not maintaining own household - Ne main- tenant pas leur propre ménage.....	1,245	3,565	2.9	509	429	189	73	31	10	4
29	Related - Parente.....	424	1,165	2.7	157	174	65	19	6	2	1
30	Non-related - Non parente.....	821	2,400	2.9	352	255	124	54	25	8	3
31	Toronto.....	177,984	536,665	3.0	79,583	48,426	31,264	11,939	5,625	1,041	106
32	Maintaining own household - Maintenant leur propre ménage.....	128,276	404,913	3.2	55,178	31,971	24,687	10,290	5,069	979	102
33	Not maintaining own household - Ne main- tenant pas leur propre ménage.....	49,708	131,752	2.7	24,405	16,455	6,577	1,649	556	62	4
34	Related - Parente.....	19,389	53,825	2.8	7,867	7,100	3,285	841	266	30	—
35	Non-related - Non parente.....	30,319	77,927	2.6	16,538	9,355	3,292	808	290	32	4
36	Windsor.....	30,855	103,387	3.4	11,129	7,823	6,455	3,103	1,824	463	58
37	Maintaining own household - Maintenant leur propre ménage.....	27,715	95,105	3.4	9,683	6,713	6,033	2,984	1,789	455	58
38	Not maintaining own household - Ne main- tenant pas leur propre ménage.....	3,140	8,282	2.6	1,446	1,110	422	119	35	8	—
39	Related - Parente.....	1,972	5,375	2.7	774	767	311	90	24	6	—
40	Non-related - Non parente.....	1,168	2,907	2.5	672	343	111	29	11	2	—

1. See Introduction for full explanation of types of family.
2. Includes earnings "not stated" and "nil".

**TABLEAU 135. Familles selon le type<sup>1</sup>, importance numérique et composition de la famille, et familles de salariés selon le gain du chef, cités de 30,000 et plus, 1951 — suite**

Familles with children by age of children — Familles avec enfants selon l'âge des enfants				Children at home by age and activity — Enfants à la maison selon l'âge et l'activité					Wage-earner families by earnings of head — Familles de salariés selon le gain du chef						No	
Total	All under 14 — Tous enfants de moins de 14 ans	Under and over 14 — De moins et de plus de 14 ans	All over 14 — Tous enfants de plus de 14 ans	Total	Under 14 years — De moins de 14 ans	14-24 years — 14-24 ans			Total <sup>2</sup>	Under \$1,000 — Moins de \$1,000	\$1,000-1,999	\$2,000-2,999	\$3,000-3,999	\$4,000-5,999		\$6,000+
						Total	At school — A l'école	In labour force — Figurant à la main-d'oeuvre								
6,324	4,130	933	1,261	13,282	9,967	3,315	1,419	1,717	7,645	269	1,016	4,231	1,512	418	117	1
5,738	3,662	902	1,174	12,382	9,221	3,161	1,362	1,631	6,822	193	791	3,810	1,437	411	115	2
586	468	31	87	900	746	154	57	86	823	76	225	421	75	7	2	3
380	313	16	51	600	513	87	37	43	468	47	117	239	50	4	1	4
206	155	15	36	300	233	67	20	43	355	29	108	182	25	3	1	5
5,491	3,528	840	1,123	11,294	8,304	2,990	1,450	1,354	6,262	326	1,065	3,157	1,102	319	94	6
5,088	3,193	816	1,079	10,680	7,770	2,910	1,406	1,322	5,766	257	929	2,945	1,069	307	91	7
403	335	24	44	614	534	80	44	32	496	69	136	212	33	12	3	8
250	214	17	19	389	347	42	25	15	269	26	75	129	21	7	3	9
153	121	7	25	225	187	38	19	17	227	43	61	83	12	5	—	10
6,245	3,785	985	1,475	12,499	8,815	3,684	1,648	1,834	7,886	259	839	3,901	1,886	584	229	11
5,699	3,353	955	1,391	11,696	8,157	3,539	1,587	1,758	7,032	177	670	3,492	1,747	564	228	12
546	432	30	84	803	658	145	61	76	854	82	169	409	139	20	1	13
378	314	19	45	557	475	82	36	38	515	43	88	262	90	10	—	14
168	118	11	39	246	183	63	25	38	339	39	81	147	49	10	1	15
5,905	3,938	880	1,087	12,321	9,343	2,978	1,431	1,402	7,314	248	723	3,325	2,238	591	140	16
5,475	3,592	860	1,023	11,663	8,787	2,876	1,389	1,350	6,648	167	572	3,008	2,150	572	139	17
430	346	20	64	658	556	102	42	52	666	81	151	317	88	19	1	18
261	225	6	30	404	362	42	16	23	360	37	80	185	46	7	1	19
169	121	14	34	254	194	60	26	29	306	44	71	132	42	12	—	20
5,570	3,323	1,001	1,246	12,320	8,649	3,671	1,558	1,881	6,672	162	491	3,448	1,812	538	128	21
4,953	2,814	971	1,168	11,356	7,820	3,536	1,509	1,808	5,810	104	372	2,929	1,684	522	123	22
617	509	30	78	964	829	135	49	73	862	58	119	519	128	16	5	23
367	314	15	38	586	516	70	30	36	439	26	74	258	68	7	2	24
250	195	-15	40	378	313	65	19	37	423	32	45	261	60	9	3	25
7,237	4,705	1,300	1,232	16,621	12,373	4,248	2,028	1,907	8,261	251	696	3,888	2,603	535	102	26
6,501	4,127	1,247	1,127	15,364	11,331	4,033	1,923	1,816	7,198	156	514	3,331	2,424	524	102	27
736	578	53	105	1,257	1,042	215	105	91	1,063	95	182	557	179	11	—	28
267	206	14	47	407	330	77	34	39	331	33	61	162	63	4	—	29
469	372	39	58	850	712	138	71	52	732	62	121	395	116	7	—	30
98,401	54,307	13,982	30,112	178,531	113,815	64,716	25,654	35,227	133,465	6,507	23,630	65,055	22,225	8,552	4,263	31
73,098	34,719	12,615	25,764	141,203	83,625	57,578	23,304	30,898	91,652	3,197	13,847	43,395	17,345	7,672	4,137	32
25,303	19,588	1,367	4,348	37,328	30,190	7,138	2,350	4,329	41,813	3,310	9,783	21,660	4,880	880	126	33
11,522	9,401	616	1,505	17,504	14,832	2,672	1,042	1,462	15,589	864	3,231	8,340	2,199	484	66	34
13,781	10,187	751	2,843	19,824	15,358	4,466	1,308	2,867	26,224	2,446	6,552	13,320	2,681	396	60	35
19,726	11,606	3,293	4,827	41,494	28,860	12,634	5,682	6,077	25,102	846	2,384	13,106	6,075	1,792	564	36
18,032	10,217	3,212	4,603	38,980	26,740	12,240	5,522	5,882	22,492	586	1,925	11,706	5,701	1,749	556	37
1,694	1,389	81	224	2,514	2,120	394	160	195	2,610	260	459	1,400	374	43	8	38
1,198	1,019	48	131	1,802	1,561	241	98	118	1,593	132	267	888	236	31	7	39
496	370	33	93	712	559	153	62	77	1,017	128	192	512	138	12	1	40

1. Voir dans l'Introduction les explications complètes concernant les types de famille.  
2. Comprend les gains "non déclarés" et "aucun gain".

TABLE 135. Families by type<sup>1</sup>, showing family size and composition, and wage-earner families by earnings of head, for cities of 30,000 population and over, 1951 - Concluded

No.	Type of family Type de famille	Total	Persons in families Nombre de personnes dans les familles	Average number of persons per family Moyenne de personnes par famille	Families by number of children at home Familles selon le nombre d'enfants à la maison						
					0	1	2	3	4-5	6-8	9+
<b>Manitoba</b>											
1	Winnipeg .....	63,117	196,639	3.1	25,596	17,151	12,790	5,054	2,156	333	37
2	Maintaining own household - Maintenant leur propre ménage .....	55,602	177,515	3.2	21,966	14,469	11,849	4,861	2,094	327	36
3	Not maintaining own household - Ne maintenant pas leur propre ménage .....	7,515	19,124	2.5	3,630	2,682	941	193	62	6	1
4	Related - Parente .....	3,452	8,977	2.6	1,501	1,329	488	106	25	3	-
5	Non-related - Non parente .....	4,063	10,147	2.5	2,129	1,353	453	87	37	3	1
<b>Saskatchewan</b>											
6	Regina .....	18,229	60,225	3.3	6,422	4,830	4,053	1,734	963	200	27
7	Maintaining own household - Maintenant leur propre ménage .....	16,408	55,684	3.4	5,488	4,198	3,858	1,689	948	200	27
8	Not maintaining own household - Ne maintenant pas leur propre ménage .....	1,821	4,541	2.5	934	632	195	45	15	-	-
9	Related - Parente .....	755	1,984	2.6	311	299	108	28	9	-	-
10	Non-related - Non parente .....	1,066	2,557	2.4	623	333	87	17	6	-	-
11	Saskatoon .....	13,639	44,742	3.3	4,796	3,669	2,992	1,375	660	129	18
12	Maintaining own household - Maintenant leur propre ménage .....	12,662	42,296	3.3	4,328	3,299	2,893	1,346	649	129	18
13	Not maintaining own household - Ne maintenant pas leur propre ménage .....	977	2,446	2.5	468	370	99	29	11	-	-
14	Related - Parente .....	440	1,125	2.6	175	190	53	17	5	-	-
15	Non-related - Non parente .....	537	1,321	2.5	293	180	46	12	6	-	-
<b>Alberta</b>											
16	Calgary .....	34,053	107,344	3.2	12,939	9,295	7,481	2,916	1,225	187	10
17	Maintaining own household - Maintenant leur propre ménage .....	31,130	99,739	3.2	11,646	8,216	7,064	2,804	1,203	187	10
18	Not maintaining own household - Ne maintenant pas leur propre ménage .....	2,923	7,605	2.6	1,293	1,079	417	112	22	-	-
19	Related - Parente .....	1,436	3,820	2.7	546	566	254	60	10	-	-
20	Non-related - Non parente .....	1,487	3,785	2.5	747	513	163	52	12	-	-
21	Edmonton .....	40,278	134,820	3.3	13,294	10,745	9,310	4,222	2,297	374	36
22	Maintaining own household - Maintenant leur propre ménage .....	36,759	125,747	3.4	11,621	9,527	8,846	4,096	2,264	369	36
23	Not maintaining own household - Ne maintenant pas leur propre ménage .....	3,519	9,073	2.6	1,673	1,218	464	126	33	5	-
24	Related - Parente .....	1,633	4,310	2.6	672	615	257	69	19	1	-
25	Non-related - Non parente .....	1,886	4,763	2.5	1,001	603	207	57	14	4	-
<b>British Columbia</b>											
26	Vancouver .....	92,798	281,265	3.0	40,219	23,906	18,633	6,867	2,820	325	28
27	Maintaining own household - Maintenant leur propre ménage .....	82,787	256,163	3.1	35,221	20,463	17,436	6,579	2,739	322	27
28	Not maintaining own household - Ne maintenant pas leur propre ménage .....	10,011	25,102	2.5	4,998	3,443	1,197	288	81	3	1
29	Related - Parente .....	4,689	12,262	2.6	1,939	1,835	698	173	41	2	1
30	Non-related - Non parente .....	5,322	12,840	2.4	3,059	1,608	499	115	40	1	-
31	Victoria .....	13,632	40,363	3.0	6,379	3,364	2,457	931	445	50	6
32	Maintaining own household - Maintenant leur propre ménage .....	12,316	37,008	3.0	5,771	2,883	2,288	894	428	46	6
33	Not maintaining own household - Ne maintenant pas leur propre ménage .....	1,316	3,355	2.5	608	481	169	37	17	4	-
34	Related - Parente .....	605	1,594	2.6	224	251	95	23	10	2	-
35	Non-related - Non parente .....	711	1,761	2.5	384	230	74	14	7	2	-

1. See Introduction for full explanation of types of family.  
2. Includes earnings "not stated" and "nil".



**TABLEAU 135. Familles selon le type<sup>1</sup>, importance numérique et composition de la famille, et familles de salariés selon le gain du chef, cités de 30,000 et plus, 1951 - fin**

Familles with children by age of children — Familles avec enfants selon l'âge des enfants				Children at home by age and activity — Enfants à la maison selon l'âge et l'activité					Wage-earner families by earnings of head — Familles de salariés selon le gain du chef							No
Total	All under 14 — Tous enfants de moins de 14 ans	Under and over 14 — De moins et de plus de 14 ans	All over 14 — Tous enfants de plus de 14 ans	Total	Under 14 years — De moins de 14 ans	14-24 years — 14-24 ans			Total <sup>2</sup>	Under \$1,000 — Moins de \$1,000	\$1,000-1,999	\$2,000-2,999	\$3,000-3,999	\$4,000-5,999	\$6,000+	
						Total	At school — A l'école	In labour force — Figurant à la main-d'oeuvre								
37,521	22,244	5,182	10,095	69,552	47,425	22,127	9,931	11,177	46,409	3,032	10,613	21,779	6,215	2,588	1,400	1
33,636	19,265	5,002	9,369	64,100	43,068	21,032	9,543	10,543	40,662	2,125	8,454	19,647	5,898	2,513	1,379	2
3,885	2,979	180	726	5,452	4,357	1,095	388	634	5,747	907	2,159	2,132	317	75	21	3
1,951	1,583	79	289	2,747	2,306	441	185	231	2,508	298	803	1,104	197	50	7	4
1,934	1,396	101	437	2,705	2,051	654	203	403	3,239	609	1,356	1,028	120	25	14	5
11,807	7,268	1,848	2,691	23,859	16,930	6,929	3,449	3,165	13,809	659	3,211	6,203	2,162	985	319	6
10,920	6,564	1,813	2,543	22,636	15,942	6,694	3,348	3,050	12,352	488	2,680	5,642	2,068	954	310	7
887	704	35	148	1,223	988	235	101	115	1,457	171	531	561	94	31	9	8
444	380	15	49	638	556	82	36	38	562	64	213	220	31	15	—	9
443	324	20	99	585	432	153	65	77	895	107	318	341	63	16	9	10
8,843	5,466	1,258	2,119	17,612	12,522	5,090	2,743	2,110	9,826	611	2,234	4,499	1,512	634	149	11
8,334	5,063	1,241	2,030	16,909	11,950	4,959	2,683	2,048	9,123	494	1,976	4,260	1,471	618	148	12
509	403	17	89	703	572	131	60	62	703	117	258	239	41	16	1	13
265	223	5	37	370	321	49	22	21	285	42	111	93	22	7	—	14
244	180	12	52	333	251	82	38	41	418	75	147	146	19	9	1	15
21,114	13,805	2,659	4,650	39,493	28,949	10,544	5,548	4,534	24,916	1,056	4,148	12,036	4,431	1,966	886	16
19,484	12,512	2,588	4,384	37,148	27,028	10,120	5,358	4,320	22,643	824	3,422	11,035	4,235	1,921	877	17
1,630	1,293	71	266	2,345	1,921	424	190	214	2,273	232	726	1,001	196	45	9	18
890	746	24	120	1,298	1,111	187	79	100	1,041	109	309	474	102	24	5	19
740	547	47	146	1,047	810	237	111	114	1,232	123	417	527	94	21	4	20
26,984	17,702	3,916	5,366	54,630	40,468	14,162	7,016	6,438	30,164	1,551	5,614	13,789	5,539	2,267	862	21
25,138	16,230	3,830	5,078	51,934	38,253	13,681	6,834	6,170	27,416	1,178	4,699	12,742	5,277	2,210	845	22
1,846	1,472	86	288	2,696	2,215	481	182	268	2,748	373	915	1,047	262	57	17	23
961	789	39	133	1,425	1,209	216	82	118	1,173	147	354	481	121	29	5	24
885	683	47	155	1,271	1,006	265	100	150	1,575	226	561	566	141	28	12	25
52,579	33,053	6,313	13,213	96,024	68,422	27,602	13,204	13,109	63,174	3,771	10,770	29,355	11,580	4,146	1,860	26
47,566	29,172	6,075	12,319	88,950	62,732	26,218	12,616	12,420	56,042	2,816	8,664	26,451	10,877	4,009	1,830	27
5,013	3,881	238	894	7,074	5,690	1,384	588	689	7,132	955	2,106	2,904	703	137	30	28
2,750	2,278	119	353	3,950	3,363	587	270	279	3,241	359	870	1,468	367	73	14	29
2,263	1,603	119	541	3,124	2,327	797	318	410	3,891	596	1,236	1,436	336	64	16	30
7,253	4,613	884	1,756	13,345	9,643	3,702	1,576	1,882	8,985	566	1,816	4,583	1,392	368	74	31
6,545	4,049	848	1,648	12,322	8,806	3,516	1,508	1,774	8,081	433	1,530	4,207	1,318	352	74	32
708	564	36	108	1,023	837	186	68	108	904	133	286	376	74	16	—	33
381	318	17	46	563	477	86	37	46	399	54	126	173	32	6	—	34
327	246	19	62	460	360	100	31	62	505	79	160	203	42	10	—	35

1. Voir dans l'Introduction les explications complètes concernant les types de famille.  
2. Comprend les gains "non déclarés" et "aucun gain".

TABLE 136. Families by marital status, sex and age of head, showing family size, composition and type, and median earnings of wage-earner family heads, for Canada and the provinces, 1951

No.	Marital status, sex, and age of head — État matrimonial et sexe et âge du chef	Total	Persons in families — Nombre de personnes dans les familles	Average number of persons per family — Moyenne de per- sonnes par famille	Families by type <sup>1</sup>			Families with children by age of children			
					Familles selon le type <sup>1</sup>			Familles avec enfants selon l'âge des enfants			
					Main- taining own house- hold — Main- tenant leur propre ménage	Not maintaining own household — Ne maintenant pas leur propre ménage		Total	All under 14 — Tous enfants de moins de 14 ans	Under and over 14 — De moins et de plus de 14 ans	All over 14 — Tous enfants de plus de 14 ans
						Related — Parentes	Non- related — Non parentes				
<b>CANADA<sup>2</sup></b>											
1	All family heads — Tous chefs de famille .....	3,287,384	12,216,103	3.7	2,966,739	201,283	119,362	2,226,914	1,345,825	438,000	443,089
2	Male — Hommes .....	3,036,442	11,481,244	3.8	2,771,109	164,108	101,225	2,058,791	1,281,614	406,538	370,639
3	Under 35 years — Moins de 35 ans .....	873,233	3,063,706	3.5	722,282	94,823	56,128	651,599	642,943	6,691	1,965
4	35-44 years — ans .....	778,118	3,494,975	4.5	727,922	29,891	20,305	673,667	485,543	148,386	39,738
5	45-54 " " .....	589,075	2,526,914	4.3	566,559	10,820	11,696	453,579	119,091	186,134	148,354
6	55-64 " " .....	436,097	1,455,727	3.3	421,105	8,068	6,924	215,411	25,412	56,160	133,839
7	65 years and over — ans et plus .....	359,919	939,922	2.6	333,241	20,506	6,172	64,535	8,625	9,167	46,743
8	Female — Femmes .....	250,942	734,859	2.9	195,630	37,175	18,137	168,123	64,211	31,462	72,450
9	Under 35 years — Moins de 35 ans .....	40,534	117,833	2.9	17,336	16,748	6,450	40,511	38,117	1,697	697
10	35-44 years — ans .....	44,711	153,357	3.4	32,236	7,262	5,213	44,540	17,439	14,480	12,621
11	45-54 " " .....	49,951	163,775	3.3	42,936	3,732	3,283	45,303	5,260	12,390	27,653
12	55-64 " " .....	49,447	138,469	2.8	44,187	3,543	1,717	29,828	1,772	2,420	25,636
13	65 years and over — ans et plus .....	66,299	161,425	2.4	58,935	5,890	1,474	7,941	1,623	475	5,843
14	Married — Mariés .....	3,055,804	11,545,852	3.8	2,769,319	177,327	109,158	2,094,930	1,313,307	411,507	370,116
15	Under 35 years — Moins de 35 ans .....	900,252	3,142,637	3.5	732,751	106,955	60,546	678,619	668,647	7,665	2,307
16	35-44 years — ans .....	794,385	3,550,300	4.5	738,467	32,828	23,090	689,898	491,922	153,677	44,299
17	45-54 " " .....	593,369	2,536,313	4.3	569,353	11,387	12,629	457,113	119,597	186,588	150,928
18	55-64 " " .....	429,525	1,432,406	3.3	414,779	7,764	6,982	209,831	25,081	54,859	129,891
19	65 years and over — ans et plus .....	338,273	884,196	2.6	313,969	18,393	5,911	59,469	8,060	8,718	42,691
20	Husband and wife at home — Époux et épouse à la maison .....	2,961,685	11,261,468	3.8	2,709,651	154,436	97,598	2,009,658	1,267,485	396,855	345,318
21	Under 35 years — Moins de 35 ans .....	868,120	3,049,911	3.5	720,025	92,375	55,720	646,547	638,321	6,488	1,738
22	35-44 years — ans .....	767,918	3,461,612	4.5	720,821	27,684	19,413	663,522	480,341	145,939	37,242
23	45-54 " " .....	573,809	2,475,429	4.3	553,747	9,504	10,558	438,948	116,611	181,841	140,496
24	55-64 " " .....	419,342	1,404,507	3.3	406,139	6,960	6,243	202,742	24,386	54,024	124,332
25	65 years and over — ans et plus .....	332,496	870,009	2.6	308,919	17,913	5,664	57,899	7,826	8,563	41,510
26	Husband only at home — Époux seulement à la maison .....	20,582	59,652	2.9	14,626	3,975	1,981	17,862	7,418	2,982	7,462
27	Under 35 years — Moins de 35 ans .....	3,486	9,408	2.7	1,427	1,756	303	3,432	3,128	134	170
28	35-44 years — ans .....	5,190	16,144	3.1	3,372	1,216	602	5,149	2,751	1,048	1,350
29	45-54 " " .....	5,618	17,046	3.0	4,391	571	656	5,367	1,082	1,226	3,059
30	55-64 " " .....	3,689	10,377	2.8	3,141	244	304	2,883	330	457	2,096
31	65 years and over — ans et plus .....	2,599	6,677	2.6	2,295	188	116	1,031	127	117	787
32	Wife only at home — Épouse seulement à la maison .....	73,537	224,732	3.1	45,042	18,916	9,579	67,410	38,404	11,670	17,336
33	Under 35 years — Moins de 35 ans .....	28,646	83,318	2.9	11,299	12,824	4,523	28,640	27,198	1,043	399
34	35-44 years — ans .....	21,277	72,544	3.4	14,274	3,928	3,075	21,227	8,830	6,690	5,707
35	45-54 " " .....	13,942	43,838	3.1	11,215	1,312	1,415	12,798	1,904	3,521	7,373
36	55-64 " " .....	6,494	17,522	2.7	5,499	560	435	4,206	365	378	3,463
37	65 years and over — ans et plus .....	3,178	7,510	2.4	2,755	292	131	539	107	38	394
38	Widowed — Veufs ou veuves .....	216,641	632,109	2.9	188,293	20,719	7,629	117,858	24,631	24,905	68,322
39	Under 35 years — Moins de 35 ans .....	8,424	26,139	3.1	4,903	2,814	707	8,410	7,694	555	161
40	35-44 years — ans .....	23,044	83,623	3.6	18,210	3,271	1,563	22,943	8,709	8,201	6,033
41	45-54 " " .....	42,828	147,259	3.4	37,884	2,892	2,052	39,148	4,165	11,595	23,388
42	55-64 " " .....	54,959	159,237	2.9	49,602	3,772	1,585	34,627	1,945	3,649	29,033
43	65 years and over — ans et plus .....	87,386	215,851	2.5	77,694	7,970	1,722	12,730	2,118	905	9,707
44	Male — Hommes .....	50,992	152,078	3.0	44,393	5,190	1,409	28,303	5,386	6,336	16,581
45	Under 35 years — Moins de 35 ans .....	1,100	3,062	2.8	521	522	57	1,097	1,044	41	12
46	35-44 years — ans .....	3,961	14,463	3.7	2,975	780	206	3,952	1,948	1,240	764
47	45-54 " " .....	8,764	32,220	3.7	7,695	660	409	8,397	1,146	2,944	4,307
48	55-64 " " .....	12,635	39,775	3.1	11,449	835	351	9,417	613	1,634	7,170
49	65 years and over — ans et plus .....	24,532	62,558	2.6	21,753	2,393	386	5,440	635	477	4,328
50	Female — Femmes .....	165,649	480,031	2.9	143,900	15,529	6,220	89,555	19,245	18,569	51,741
51	Under 35 years — Moins de 35 ans .....	7,324	23,077	3.2	4,382	2,292	650	7,313	6,650	514	149
52	35-44 years — ans .....	19,083	69,160	3.6	15,235	2,491	1,357	18,991	6,761	6,961	5,269
53	45-54 " " .....	34,064	115,039	3.4	30,189	2,232	1,643	30,751	3,019	8,651	19,081
54	55-64 " " .....	42,324	119,462	2.8	38,153	2,937	1,234	25,210	1,332	2,015	21,863
55	65 years and over — ans et plus .....	62,854	153,293	2.4	55,941	5,577	1,336	7,290	1,483	428	5,379
56	Divorced — Divorcés .....	10,108	26,177	2.6	5,927	2,735	1,446	9,632	5,053	1,262	3,317
57	Male — Hommes .....	1,833	4,758	2.6	1,229	425	179	1,746	754	254	738
58	Female — Femmes .....	8,275	21,419	2.6	4,698	2,310	1,267	7,886	4,299	1,008	2,579
59	Single — Célibataires .....	4,831	11,965	2.5	3,200	502	1,129	4,494	2,834	326	1,334
60	Male — Hommes .....	1,350	3,288	2.4	1,210	82	58	1,222	571	111	540
61	Female — Femmes .....	3,481	8,677	2.5	1,990	420	1,071	3,272	2,263	215	794

1. See Introduction for full explanation of types of family.  
2. Includes the Yukon and Northwest Territories.



TABLE 136. Families by marital status, sex and age of head, showing family size, composition and type, and median earnings of wage-earner family heads, for Canada and the provinces, 1951 - Continued

No.	Marital status, sex, and age of head — État matrimonial et sexe et âge du chef	Total	Persons in families — Nombre de personnes dans les familles	Average number of persons per family — Moyenne de per- sonnes par famille	Families by type <sup>1</sup> — Familles selon le type <sup>1</sup>			Families with children by age of children — Familles avec enfants selon l'âge des enfants			
					Main- taining own house- hold — Main- tenant leur propre ménage	Not maintaining own household — Ne maintenant pas leur propre ménage		Total	All under 14 — Tous enfants de moins de 14 ans	Under and over 14 — De moins et de plus de 14 ans	All over 14 — Tous enfants de plus de 14 ans
						Related — Parentes	Non- related — Non parentes				
<b>NEWFOUNDLAND</b>											
1	All family heads - Tous chefs de famille .....	74, 858	328, 609	4.4	64, 957	8, 525	1, 376	57, 631	33, 247	15, 491	8, 893
2	Male - Hommes .....	68, 573	307, 330	4.5	60, 469	7, 003	1, 101	52, 831	31, 118	14, 245	7, 468
3	Under 35 years - Moins de 35 ans .....	19, 992	81, 612	4.1	14, 938	4, 391	663	16, 933	16, 596	285	52
4	35-44 years - ans .....	17, 930	98, 561	5.5	16, 454	1, 273	203	16, 427	10, 684	5, 191	552
5	45-54 " " .....	12, 354	64, 326	5.2	11, 921	330	103	10, 605	2, 488	5, 894	2, 223
6	55-64 " " .....	9, 459	37, 162	3.9	9, 166	225	68	6, 223	812	2, 342	3, 069
7	65 years and over - ans et plus .....	8, 838	25, 669	2.9	7, 990	784	64	2, 643	538	1, 572	
8	Female - Femmes .....	6, 285	21, 279	3.4	4, 488	1, 522	275	4, 800	2, 129	1, 246	1, 425
9	Under 35 years - Moins de 35 ans .....	1, 399	4, 716	3.4	624	648	127	1, 398	1, 328	59	11
10	35-44 years - ans .....	1, 122	5, 015	4.5	802	248	72	1, 120	466	525	129
11	45-54 " " .....	1, 151	4, 425	3.8	987	122	42	1, 097	136	509	452
12	55-64 " " .....	1, 172	3, 505	3.0	989	163	20	820	89	125	606
13	65 years and over - ans et plus .....	1, 441	3, 618	2.5	1, 086	341	14	365	110	28	227
14	Married - Mariés .....	68, 540	308, 272	4.5	59, 950	7, 399	1, 191	53, 345	32, 083	14, 216	7, 046
15	Under 35 years - Moins de 35 ans .....	20, 954	84, 939	4.1	15, 379	4, 843	732	17, 896	17, 523	317	56
16	35-44 years - ans .....	18, 147	99, 782	5.5	16, 593	1, 327	227	16, 644	10, 802	5, 292	550
17	45-54 " " .....	12, 243	63, 880	5.2	11, 812	322	109	10, 501	2, 481	5, 850	2, 170
18	55-64 " " .....	9, 111	36, 014	4.0	8, 845	203	63	5, 939	783	2, 267	2, 889
19	65 years and over - ans et plus .....	8, 085	23, 657	2.9	7, 321	704	60	2, 365	494	1, 381	
20	Husband and wife at home - Époux et épouse à la maison .....	66, 089	299, 313	4.5	58, 426	6, 605	1, 058	50, 997	30, 548	13, 741	6, 708
21	Under 35 years - Moins de 35 ans .....	19, 769	80, 971	4.1	14, 848	4, 265	656	16, 711	16, 395	276	40
22	35-44 years - ans .....	17, 517	97, 007	5.5	16, 148	1, 173	196	16, 015	10, 478	5, 049	488
23	45-54 " " .....	11, 866	62, 441	5.3	11, 499	281	86	10, 131	2, 415	5, 694	2, 022
24	55-64 " " .....	8, 943	35, 481	4.0	8, 693	190	60	5, 811	773	2, 237	2, 801
25	65 years and over - ans et plus .....	7, 994	23, 413	2.9	7, 238	696	60	2, 329	487	1, 357	
26	Husband only at home - Époux seulement à la maison .....	446	1, 507	3.4	310	127	9	393	178	88	127
27	Under 35 years - Moins de 35 ans .....	108	318	2.9	33	73	2	108	93	5	10
28	35-44 years - ans .....	111	419	3.8	77	32	2	110	61	34	15
29	45-54 " " .....	98	386	3.9	81	13	4	97	18	32	47
30	55-64 " " .....	70	228	3.3	64	5	1	51	3	14	34
31	65 years and over - ans et plus .....	59	156	2.6	55	4	-	27	3	3	21
32	Wife only at home - Épouse seulement à la maison .....	2, 005	7, 452	3.7	1, 214	667	124	1, 955	1, 357	387	211
33	Under 35 years - Moins de 35 ans .....	1, 077	3, 650	3.4	498	505	74	1, 077	1, 035	36	6
34	35-44 years - ans .....	519	2, 356	4.5	368	122	29	519	263	209	47
35	45-54 " " .....	279	1, 053	3.8	232	28	19	273	48	124	101
36	55-64 " " .....	98	305	3.1	88	8	2	77	7	16	54
37	65 years and over - ans et plus .....	32	88	2.8	28	4	-	9	4	2	3
38	Widowed - Veufs ou veuves .....	6, 041	19, 633	3.2	4, 833	1, 076	132	4, 029	988	1, 252	1, 789
39	Under 35 years - Moins de 35 ans .....	331	1, 132	3.4	142	167	22	330	301	26	3
40	35-44 years - ans .....	818	3, 550	4.3	602	182	34	816	295	407	114
41	45-54 " " .....	1, 229	4, 787	3.9	1, 069	126	34	1, 169	129	551	489
42	55-64 " " .....	1, 496	4, 597	3.1	1, 289	183	24	1, 086	113	198	775
43	65 years and over - ans et plus .....	2, 167	5, 567	2.6	1, 731	418	18	628	150	70	408
44	Male - Hommes .....	1, 912	6, 202	3.2	1, 619	262	31	1, 329	329	407	593
45	Under 35 years - Moins de 35 ans .....	90	264	2.9	33	53	4	90	86	4	-
46	35-44 years - ans .....	257	1, 022	4.0	190	63	4	257	120	103	34
47	45-54 " " .....	370	1, 447	3.9	324	34	12	358	44	167	147
48	55-64 " " .....	430	1, 416	3.3	395	28	7	349	34	89	226
49	65 years and over - ans et plus .....	765	2, 053	2.7	677	84	4	275	45	44	186
50	Female - Femmes .....	4, 129	13, 431	3.3	3, 214	814	101	2, 700	659	845	1, 196
51	Under 35 years - Moins de 35 ans .....	241	868	3.6	109	114	18	240	215	22	3
52	35-44 years - ans .....	561	2, 528	4.5	412	119	30	559	175	304	80
53	45-54 " " .....	859	3, 340	3.9	745	92	22	811	85	384	342
54	55-64 " " .....	1, 066	3, 181	3.0	894	155	17	737	79	109	549
55	65 years and over - ans et plus .....	1, 402	3, 514	2.5	1, 054	334	14	353	105	26	222
56	Divorced - Divorcés .....	17	48	2.8	7	9	1	17	11	4	2
57	Male - Hommes .....	3	6	2.0	2	1	-	3	1	-	2
58	Female - Femmes .....	14	42	3.0	5	8	1	14	10	4	-
59	Single - Célibataires .....	260	656	2.5	167	41	52	240	165	19	56
60	Male - Hommes .....	123	302	2.5	112	8	3	109	62	9	38
61	Female - Femmes .....	137	354	2.6	55	33	49	131	103	10	18

1. See Introduction for full explanation of types of family.  
2. Median earnings of head less than \$500.

TABLEAU 136. Familles selon l'état matrimonial, le sexe et l'âge du chef, importance numérique, composition et type de la famille et gain médian des chefs de famille de salariés, Canada et provinces, 1951 - suite

Familles by number of children at home Familles selon le nombre d'enfants à la maison								Children at home by age and activity Enfants à la maison selon l'âge et l'activité					Wage-earner families Familles de salariés		No
								Total	Under 14 years — De moins de 14 ans	14-24 years — 14-24 ans			Total	Median earnings of head — Gain médian du chef	
										Total	At school — A l'école	In labour force — Figurant à la main-d'oeuvre			
0	1	2	3	4	5	6-8	9 +					\$			
17,227	15,464	13,178	9,877	6,799	4,698	6,357	1,258	177,028	133,834	43,194	17,463	18,380	41,180	1,573	1
15,742	13,610	12,069	9,145	6,308	4,437	6,046	1,216	165,008	126,339	38,669	15,921	16,264	40,683	1,588	2
3,059	5,279	4,929	3,221	1,763	953	747	41	41,824	41,433	391	206	104	14,785	1,560	3
1,503	2,424	3,039	2,957	2,471	1,916	2,994	626	63,103	53,904	9,199	5,238	2,643	12,284	1,712	4
1,749	2,097	1,993	1,763	1,359	1,109	1,821	463	39,261	23,351	15,910	6,415	6,879	7,682	1,619	5
3,236	2,254	1,527	984	584	387	410	77	15,987	5,985	10,002	3,276	4,945	4,596	1,488	6
6,195	1,556	581	220	131	72	74	9	4,833	1,666	3,167	786	1,693	1,336	960	7
1,485	1,854	1,109	732	491	261	311	42	12,020	7,495	4,525	1,542	2,116	497	530	8
1	516	357	242	149	76	56	2	3,318	3,229	87	56	15	158	2	9
2	243	208	190	171	109	170	29	3,880	2,736	1,144	504	416	167	644	10
54	322	282	210	136	60	76	11	2,974	1,105	1,869	656	857	117	2	11
352	465	214	84	34	15	8	—	1,411	267	1,144	254	680	52	929	12
1,076	308	48	6	1	1	—	—	439	158	281	72	148	3	—	13
15,195	13,632	12,153	9,297	6,415	4,489	6,132	1,227	167,022	129,135	37,887	15,892	15,870	40,133	1,590	14
3,058	5,606	5,159	3,416	1,883	1,005	785	42	44,191	43,758	433	237	107	14,803	1,554	15
1,503	2,452	3,050	2,993	2,514	1,939	3,056	640	64,104	54,764	9,340	5,336	2,688	12,169	1,713	16
1,742	2,067	1,973	1,753	1,331	1,097	1,820	460	38,957	23,246	15,711	6,415	6,792	7,494	1,572	17
3,172	2,130	1,457	930	563	380	403	76	15,384	5,836	9,548	3,163	4,747	4,416	1,604	18
5,720	1,377	514	205	124	68	68	9	4,386	1,531	2,855	741	1,536	1,251	947	19
15,092	12,833	11,623	8,879	6,142	4,353	5,966	1,201	160,773	124,239	36,534	15,339	15,406	39,707	1,597	20
3,058	5,164	4,869	3,196	1,750	947	744	41	41,412	41,044	368	198	99	14,635	1,563	21
1,502	2,293	2,950	2,884	2,420	1,881	2,967	620	61,963	53,102	8,861	5,091	2,562	12,043	1,721	22
1,735	1,947	1,885	1,683	1,294	1,082	1,785	455	37,936	22,796	15,140	6,199	6,569	7,410	1,635	23
3,132	2,073	1,418	913	554	375	402	76	15,129	5,780	9,349	3,117	4,662	4,380	1,503	24
5,665	1,356	501	203	124	68	68	9	4,333	1,517	2,816	734	1,514	1,239	945	25
53	162	94	57	39	21	14	6	941	592	349	110	136	247	1,438	26
—	54	29	13	8	3	1	—	206	191	15	6	2	84	1,344	27
1	38	19	20	15	11	4	3	307	239	68	36	13	70	1,542	28
1	38	20	12	10	5	9	3	274	131	143	41	66	53	1,500	29
19	15	18	10	6	2	—	—	115	24	91	20	39	28	1,667	30
32	17	8	2	—	—	—	—	39	7	32	7	16	12	1,250	31
50	637	436	361	234	115	152	20	5,308	4,304	1,004	443	328	179	500	32
—	388	261	207	125	55	40	1	2,573	2,523	50	33	6	84	2	33
—	121	81	89	79	47	85	17	1,834	1,423	411	209	113	56	658	34
6	82	68	58	27	10	26	2	747	319	428	175	157	31	2	35
21	42	21	7	3	3	1	—	140	32	108	26	46	8	—	36
23	4	5	—	—	—	—	—	14	7	7	—	6	—	—	37
2,012	1,657	976	560	376	206	223	31	9,613	4,412	5,201	1,537	2,473	952	1,016	38
1	112	110	40	26	23	18	1	800	761	39	23	9	103	944	39
2	163	180	145	123	84	106	15	2,723	1,767	956	386	357	239	940	40
60	330	296	216	164	72	77	14	3,232	1,189	2,043	648	937	295	977	41
410	575	280	138	55	22	15	1	1,992	409	1,583	365	870	228	1,163	42
1,539	477	110	21	8	5	7	—	866	286	580	115	300	87	1,167	43
583	537	328	202	125	62	66	9	3,134	1,409	1,725	454	702	680	1,233	44
—	42	28	11	4	3	2	—	174	168	6	2	1	53	1,333	45
—	63	60	50	35	23	23	3	765	520	245	98	63	146	1,260	46
12	100	84	65	55	22	27	5	1,022	408	614	173	241	212	1,222	47
81	158	87	61	24	10	8	1	727	177	550	137	238	185	1,219	48
490	174	69	15	7	4	6	—	446	136	310	44	159	84	1,200	49
1,429	1,120	648	358	251	144	157	22	6,479	3,003	3,476	1,083	1,771	272	595	50
1	70	82	29	22	20	16	1	626	593	33	21	8	50	500	51
2	100	120	95	88	61	83	12	1,958	1,247	711	288	294	93	655	52
48	230	212	151	109	50	50	9	2,210	781	1,429	475	696	83	2	53
329	417	193	77	31	12	7	—	1,265	232	1,033	228	632	43	929	54
1,049	303	41	6	1	1	1	—	420	150	270	71	141	3	—	55
—	11	2	2	1	1	—	—	30	21	9	3	4	6	—	56
—	3	—	—	—	—	—	—	3	1	2	1	1	—	—	57
—	8	2	2	1	1	—	—	27	20	7	2	3	5	—	58
20	164	47	18	7	2	2	—	363	266	97	31	33	89	658	59
14	75	24	7	2	1	—	—	157	98	59	17	19	48	933	60
6	89	23	11	5	1	2	—	206	168	38	14	14	41	2	61

1. Voir dans l'introduction les explications complètes concernant les types de famille.  
2. Gain médian du chef, moins de \$500.

TABLE 136. Families by marital status, sex and age of head, showing family size, composition and type, and median earnings of wage-earner family heads, for Canada and the provinces, 1951 - Continued

No.	Marital status, sex, and age of head — État matrimonial et sexe et âge du chef	Total	Persons in families — Nombre de personnes dans les familles	Average number of persons per family — Moyenne de per- sonnes par famille	Families by type <sup>1</sup>			Families with children by age of children			
					Familles selon le type <sup>1</sup>			Total	Familles avec enfants selon l'âge des enfants		
					Main- taining own house- hold — Main- tenant leur propre ménage	Not maintaining own household — Ne maintenant pas leur propre ménage			All under 14 — Tous enfants de moins de 14 ans	Under and over 14 — De moins et de plus de 14 ans	All over 14 — Tous enfants de plus de 14 ans
						Related — Parentes	Non- related — Non parentes				
<b>PRINCE EDWARD ISLAND</b>											
1	All family heads - Tous chefs de famille .....	21,381	86,105	4.0	19,354	1,686	341	15,131	8,445	3,781	2,905
2	Male - Hommes .....	19,218	79,334	4.1	17,680	1,297	241	13,702	7,853	3,437	2,412
3	Under 35 years - Moins de 35 ans .....	4,661	17,860	3.8	3,829	711	121	3,814	3,740	57	17
4	35-44 years - ans .....	4,686	23,479	5.0	4,352	285	49	4,202	2,910	1,093	199
5	45-54 " " .....	3,660	17,638	4.8	3,545	88	27	3,033	805	1,495	733
6	55-64 " " .....	3,068	11,431	3.7	3,000	45	23	1,825	255	627	943
7	65 years and over - ans et plus .....	3,143	8,926	2.8	2,954	168	21	828	143	165	520
8	Female - Femmes .....	2,163	6,771	3.1	1,674	389	100	1,429	592	344	493
9	Under 35 years - Moins de 35 ans .....	389	1,295	3.3	166	180	43	389	361	25	3
10	35-44 years - ans .....	345	1,392	4.0	250	67	28	345	129	148	68
11	45-54 " " .....	328	1,210	3.7	277	37	14	313	33	128	152
12	55-64 " " .....	367	1,070	2.9	333	26	8	239	28	33	178
13	65 years and over - ans et plus .....	734	1,804	2.5	648	79	7	143	41	10	92
14	Married - Mariés .....	19,309	79,905	4.1	17,556	1,467	286	13,978	8,200	3,464	2,314
15	Under 35 years - Moins de 35 ans .....	4,966	18,880	3.8	3,955	866	145	4,119	4,031	71	17
16	35-44 years - ans .....	4,826	24,081	5.0	4,448	314	64	4,342	2,972	1,151	219
17	45-54 " " .....	3,650	17,574	4.8	3,529	89	32	3,024	806	1,482	736
18	55-64 " " .....	2,985	11,151	3.7	2,915	46	24	1,743	254	607	882
19	65 years and over - ans et plus .....	2,882	8,219	2.9	2,709	152	21	750	137	153	460
20	Husband and wife at home - Époux et épouse à la maison .....	18,504	77,131	4.2	17,064	1,212	228	13,219	7,741	3,304	2,174
21	Under 35 years - Moins de 35 ans .....	4,619	17,746	3.8	3,812	686	121	3,772	3,704	53	15
22	35-44 years - ans .....	4,607	23,233	5.0	4,296	266	45	4,123	2,876	1,074	173
23	45-54 " " .....	3,522	17,118	4.9	3,428	72	22	2,900	783	1,437	680
24	55-64 " " .....	2,918	10,941	3.7	2,857	40	21	1,694	246	594	854
25	65 years and over - ans et plus .....	2,838	8,093	2.9	2,671	148	19	730	132	146	452
26	Husband only at home - Époux seulement à la maison .....	139	424	3.1	96	35	8	124	52	29	43
27	Under 35 years - Moins de 35 ans .....	29	78	2.7	8	21	—	29	26	2	1
28	35-44 years - ans .....	28	79	2.8	17	8	3	28	13	4	11
29	45-54 " " .....	37	114	3.1	29	5	3	35	9	9	17
30	55-64 " " .....	22	79	3.6	21	—	1	19	2	7	10
31	65 years and over - ans et plus .....	23	74	3.2	21	1	1	13	2	7	4
32	Wife only at home - Épouse seulement à la maison .....	666	2,350	3.5	396	220	50	635	407	131	97
33	Under 35 years - Moins de 35 ans .....	318	1,056	3.3	135	159	24	318	301	16	1
34	35-44 years - ans .....	191	769	4.0	135	40	16	191	83	73	35
35	45-54 " " .....	91	342	3.8	72	12	7	89	14	36	39
36	55-64 " " .....	45	131	2.9	37	6	2	30	6	6	18
37	65 years and over - ans et plus .....	21	52	2.5	17	3	1	7	3	—	4
38	Widowed - Veufs ou veuves .....	1,953	5,887	3.0	1,719	202	32	1,042	193	301	548
39	Under 35 years - Moins de 35 ans .....	51	185	3.6	29	17	5	51	43	7	1
40	35-44 years - ans .....	163	681	4.2	127	31	5	163	51	84	28
41	45-54 " " .....	312	1,204	3.9	270	34	8	297	26	136	135
42	55-64 " " .....	441	1,327	3.0	409	25	7	313	27	52	234
43	65 years and over - ans et plus .....	986	2,490	2.5	884	95	7	218	46	22	150
44	Male - Hommes .....	539	1,689	3.1	485	49	5	326	50	99	177
45	Under 35 years - Moins de 35 ans .....	8	22	2.8	4	4	—	8	8	—	—
46	35-44 years - ans .....	39	140	3.6	27	11	1	39	17	15	7
47	45-54 " " .....	91	377	4.1	79	10	2	88	10	46	32
48	55-64 " " .....	124	403	3.3	118	5	1	108	7	26	75
49	65 years and over - ans et plus .....	277	747	2.7	257	19	1	83	8	12	63
50	Female - Femmes .....	1,414	4,198	3.0	1,234	153	27	716	143	202	371
51	Under 35 years - Moins de 35 ans .....	43	163	3.8	25	13	5	43	35	7	1
52	35-44 years - ans .....	124	541	4.4	100	20	4	124	34	69	21
53	45-54 " " .....	221	827	3.7	191	24	6	209	16	90	103
54	55-64 " " .....	317	924	2.9	291	20	6	205	20	26	159
55	65 years and over - ans et plus .....	709	1,743	2.5	627	76	6	135	38	10	87
56	Divorced - Divorcés .....	30	86	2.9	15	13	2	29	10	7	12
57	Male - Hommes .....	5	15	3.0	4	1	—	4	—	1	3
58	Female - Femmes .....	25	71	2.8	11	12	2	25	10	6	9
59	Single - Célibataires .....	89	227	2.6	64	4	21	82	42	9	31
60	Male - Hommes .....	31	75	2.4	31	—	—	29	10	4	15
61	Female - Femmes .....	58	152	2.6	33	4	21	53	32	5	16

1. See Introduction for full explanation of types of family.  
2. Median earnings of head less than \$500.

**TABLEAU 136. Familles selon l'état matrimonial, le sexe et l'âge du chef, importance numérique, composition et type de la famille et gain médian des chefs de famille de salariés, Canada et provinces, 1951 - suite**

Familles by number of children at home Familles selon le nombre d'enfants à la maison								Children at home by age and activity Enfants à la maison selon l'âge et l'activité					Wage-earner families Familles de salariés		No
								Total	Under 14 years De moins de 14 ans	14-24 years 14-24 ans			Total	Median earnings of head Gain médian du chef	
0	1	2	3	4	5	6-8	9+			Total	At school A l'école	In labour force Figurant à la main-d'œuvre			
6,250	4,557	3,829	2,615	1,592	995	1,270	273	42,568	30,707	11,861	5,045	5,269	7,872	1,564	1
5,516	3,954	3,488	2,395	1,475	937	1,192	261	39,227	28,751	10,476	4,572	4,564	7,544	1,609	2
847	1,316	1,213	688	347	156	92	2	8,577	8,491	86	52	24	2,727	1,624	3
494	744	1,006	862	575	364	538	113	14,181	12,091	2,090	1,243	631	2,125	1,712	4
627	717	659	486	367	290	399	115	10,240	5,958	4,282	1,907	1,851	1,351	1,623	5
1,243	702	449	268	144	96	138	28	4,645	1,725	2,920	1,070	1,432	939	1,497	6
2,315	475	161	91	42	31	25	3	1,584	486	1,098	300	626	402	994	7
734	603	341	220	117	58	78	12	3,341	1,956	1,385	473	705	328	664	8
—	151	95	72	38	15	16	2	906	874	32	18	7	98	2	9
—	88	82	72	41	18	36	8	1,045	678	367	169	141	109	783	10
16	110	77	49	30	20	25	2	817	268	549	176	293	69	867	11
128	136	65	24	8	5	1	—	402	77	325	72	207	35	611	12
591	118	22	3	—	—	—	—	171	59	112	38	57	17	2	13
5,331	4,007	3,573	2,467	1,507	949	1,209	266	40,026	29,681	10,345	4,566	4,488	7,562	1,592	14
847	1,426	1,291	753	376	167	103	3	9,292	9,191	101	63	26	2,782	1,603	15
484	767	1,045	895	593	373	551	118	14,642	12,421	2,221	1,295	690	2,162	1,687	16
626	725	656	481	364	289	395	114	10,176	5,920	4,256	1,904	1,842	1,338	1,606	17
1,242	663	432	257	135	92	136	28	4,469	1,687	2,782	1,033	1,368	905	1,497	18
2,132	426	149	81	39	28	24	3	1,447	462	985	271	562	375	968	19
5,285	3,730	3,374	2,330	1,441	918	1,167	259	38,160	28,312	9,848	4,380	4,273	7,355	1,619	20
847	1,294	1,200	683	345	156	167	2	8,506	8,428	78	50	22	2,707	1,628	21
484	707	987	850	570	361	535	113	14,014	11,991	2,023	1,214	609	2,092	1,721	22
622	673	621	471	356	283	383	113	9,871	5,799	4,072	1,836	1,757	1,297	1,629	23
1,224	640	421	247	133	91	134	28	4,366	1,650	2,716	1,013	1,337	890	1,516	24
2,108	416	145	79	37	27	23	3	1,403	444	959	267	548	369	980	25
15	59	32	18	6	3	6	—	259	146	113	41	45	61	1,200	26
—	15	9	5	—	—	—	—	48	45	3	1	—	15	1,250	27
—	14	8	4	1	1	—	—	51	33	18	4	6	12	1,333	28
2	17	12	1	1	1	3	—	74	32	42	20	16	20	1,300	29
3	8	1	6	—	—	2	—	51	22	29	12	13	10	1,167	30
10	5	2	2	2	1	1	—	35	14	21	4	10	4	—	31
31	218	167	119	60	28	36	7	1,607	1,223	384	145	170	146	625	32
—	117	82	65	31	11	11	1	738	718	20	12	4	60	567	33
—	46	50	41	22	11	16	5	577	397	180	77	75	58	667	34
2	35	23	9	7	5	9	1	231	89	142	48	69	21	833	35
15	15	10	4	—	1	—	—	52	15	37	8	18	5	—	36
14	5	2	—	—	—	—	—	9	4	5	—	4	2	—	37
911	473	245	135	78	44	60	7	2,360	922	1,438	446	744	264	962	38
—	18	14	4	7	3	4	1	134	125	9	4	2	20	2	39
—	36	39	32	22	8	23	3	517	314	203	100	69	56	1,028	40
15	86	76	52	30	21	29	3	839	291	548	168	288	77	1,063	41
128	169	82	34	16	9	3	—	565	110	455	107	266	68	893	42
768	164	34	13	3	3	1	—	305	82	223	67	119	43	1,111	43
213	140	79	45	25	16	19	2	759	276	483	136	231	122	1,283	44
—	4	3	—	1	—	—	—	14	14	—	—	—	3	—	45
—	13	10	7	4	2	3	—	101	63	38	20	10	20	1,143	46
3	21	25	13	8	6	13	2	276	119	157	44	74	33	1,700	47
16	50	27	15	9	5	2	—	224	53	171	43	80	38	1,200	48
194	52	14	10	3	3	1	—	144	27	117	29	67	28	1,357	49
698	333	166	90	53	28	41	5	1,601	646	955	310	513	142	714	50
—	14	11	4	6	3	4	1	120	111	9	4	2	17	2	51
—	23	29	25	18	6	20	3	416	251	165	80	59	36	1,000	52
12	65	51	39	22	15	16	1	563	172	391	124	214	44	833	53
112	119	55	19	7	4	1	—	341	57	284	64	186	30	643	54
574	112	20	3	—	—	—	—	161	55	106	38	52	15	2	55
1	17	4	5	2	1	—	—	53	24	29	11	16	13	1,250	56
1	1	2	—	1	—	—	—	9	1	8	2	6	2	—	57
—	16	2	5	1	1	—	—	44	23	21	9	10	11	1,500	58
7	60	7	8	5	1	—	—	129	80	49	22	21	33	600	59
2	24	1	2	—	—	—	—	40	16	24	13	9	4	—	60
5	36	6	6	3	1	1	—	89	64	25	9	12	29	500	61

1. Voir dans l'Introduction les explications complètes concernant les types de famille.  
2. Gain médian du chef, moins de \$500.

TABLE 136. Families by marital status, sex and age of head, showing family size, composition and type, and median earnings of wage-earner family heads, for Canada and the provinces, 1951 - Continued

No.	Marital status, sex, and age of head État matrimonial et sexe et âge du chef	Total	Persons in families — Nombre de personnes dans les familles	Average number of persons per family — Moyenne de per- sonnes par famille	Families by type <sup>1</sup>			Families with children by age of children — Familles avec enfants selon l'âge des enfants			
					Families selon le type <sup>1</sup>			Total	All under 14 — Tous enfants de moins de 14 ans	Under and over 14 — De moins et de plus de 14 ans	All over 14 — Tous enfants de plus de 14 ans
					Main- taining own house- hold — Main- tenant leur propre ménage	Not maintaining own household — Ne maintenant pas leur propre ménage					
						Related — Parentes	Non- related — Non parentes				
<b>NOVA SCOTIA</b>											
1	All family heads - Tous chefs de famille .....	145,127	559,050	3.9	129,036	11,503	4,588	103,317	61,389	23,203	18,725
2	Male - Hommes .....	129,363	510,590	3.9	117,260	8,771	3,332	92,036	56,003	20,842	15,191
3	Under 35 years - Moins de 35 ans .....	36,210	134,641	3.7	29,164	5,061	1,985	29,206	28,595	508	103
4	35-44 years - ans .....	33,953	159,427	4.7	31,506	1,825	622	30,185	20,094	8,214	1,877
5	45-54 " " .....	23,183	103,115	4.4	22,256	605	322	18,299	4,945	8,159	5,195
6	55-64 " " .....	18,270	63,917	3.5	17,700	375	195	9,973	1,527	3,109	5,337
7	65 years and over - ans et plus .....	17,747	49,490	2.8	16,634	905	208	4,373	842	852	2,679
8	Female - Femmes .....	15,764	48,460	3.1	11,776	2,732	1,256	11,281	5,386	2,361	3,534
9	Under 35 years - Moins de 35 ans .....	3,750	11,517	3.1	1,617	1,525	608	3,749	3,499	200	50
10	35-44 years - ans .....	2,717	10,281	3.8	1,911	472	334	2,710	1,076	1,056	578
11	45-54 " " .....	2,495	8,449	3.4	2,116	233	146	2,290	347	780	1,163
12	55-64 " " .....	2,594	7,616	2.9	2,336	162	96	1,695	195	248	1,252
13	65 years and over - ans et plus .....	4,208	10,597	2.5	3,796	340	72	837	269	77	491
14	Married - Mariés .....	131,940	519,988	3.9	117,715	10,220	4,005	95,596	59,164	21,421	15,011
15	Under 35 years - Moins de 35 ans .....	39,090	143,517	3.7	30,359	6,319	2,412	32,086	31,326	633	127
16	35-44 years - ans .....	35,110	163,994	4.7	32,241	2,055	814	31,341	20,573	8,692	2,076
17	45-54 " " .....	23,420	103,771	4.4	22,374	671	375	18,498	4,992	8,250	5,256
18	55-64 " " .....	17,963	62,846	3.5	17,395	354	214	9,700	1,515	3,039	5,146
19	65 years and over - ans et plus .....	16,357	45,860	2.8	15,346	821	190	3,971	758	807	2,406
20	Husband and wife at home - Époux et épouse à la maison .....	124,822	497,057	4.0	113,469	8,178	3,175	88,870	54,928	20,147	13,795
21	Under 35 years - Moins de 35 ans .....	35,807	133,512	3.7	28,964	4,880	1,963	28,804	28,227	491	86
22	35-44 years - ans .....	33,226	156,990	4.7	30,998	1,655	573	29,460	19,742	8,004	1,714
23	45-54 " " .....	22,372	100,387	4.5	21,553	533	286	17,515	4,784	7,918	4,813
24	55-64 " " .....	17,406	61,225	3.5	16,921	311	174	9,282	1,454	2,952	4,876
25	65 years and over - ans et plus .....	16,011	44,943	2.8	15,033	799	179	3,809	721	782	2,306
26	Husband only at home - Époux seulement à la maison .....	1,382	4,237	3.1	973	314	95	1,260	598	266	396
27	Under 35 years - Moins de 35 ans .....	307	862	2.8	137	149	21	306	285	12	9
28	35-44 years - ans .....	388	1,303	3.4	248	105	35	388	189	114	85
29	45-54 " " .....	313	993	3.2	255	36	22	300	75	80	145
30	55-64 " " .....	189	560	3.0	163	16	10	153	25	40	88
31	65 years and over - ans et plus .....	185	519	2.8	170	8	7	113	24	20	69
32	Wife only at home - Épouse seulement à la maison .....	5,736	18,694	3.3	3,273	1,728	735	5,466	3,638	1,088	820
33	Under 35 years - Moins de 35 ans .....	2,976	9,143	3.1	1,258	1,290	428	2,976	2,814	130	32
34	35-44 years - ans .....	1,496	5,701	3.8	995	295	206	1,493	642	574	277
35	45-54 " " .....	735	2,391	3.3	566	102	67	683	133	252	298
36	55-64 " " .....	368	1,061	2.9	311	27	30	265	36	47	182
37	65 years and over - ans et plus .....	161	398	2.5	143	14	4	49	13	5	31
38	Widowed - Veufs ou veuves .....	12,270	36,599	3.0	10,759	1,140	371	6,853	1,725	1,667	3,461
39	Under 35 years - Moins de 35 ans .....	537	1,766	3.3	313	182	42	537	467	60	10
40	35-44 years - ans .....	1,270	4,873	3.8	982	202	86	1,265	463	514	288
41	45-54 " " .....	2,091	7,360	3.5	1,858	152	81	1,937	257	662	1,018
42	55-64 " " .....	2,834	8,516	3.0	2,581	180	73	1,918	196	312	1,410
43	65 years and over - ans et plus .....	5,538	14,084	2.5	5,025	424	89	1,196	342	119	735
44	Male - Hommes .....	2,886	8,576	3.0	2,564	263	59	1,650	365	389	896
45	Under 35 years - Moins de 35 ans .....	53	149	2.8	25	27	1	53	49	3	1
46	35-44 years - ans .....	248	886	3.6	177	58	13	246	119	78	49
47	45-54 " " .....	427	1,550	3.6	381	33	13	414	67	147	200
48	55-64 " " .....	643	2,044	3.2	585	47	11	513	42	112	359
49	65 years and over - ans et plus .....	1,515	3,947	2.6	1,396	98	21	424	88	49	287
50	Female - Femmes .....	9,384	28,023	3.0	8,195	877	312	5,203	1,360	1,278	2,565
51	Under 35 years - Moins de 35 ans .....	484	1,617	3.3	288	155	41	484	418	57	9
52	35-44 years - ans .....	1,022	3,987	3.9	805	144	73	1,019	344	436	239
53	45-54 " " .....	1,664	5,810	3.5	1,477	119	68	1,523	190	515	818
54	55-64 " " .....	2,191	6,472	3.0	1,996	133	62	1,405	154	200	1,051
55	65 years and over - ans et plus .....	4,023	10,137	2.5	3,629	326	68	772	254	70	448
56	Divorced - Divorcés .....	355	976	2.7	195	116	44	331	173	52	106
57	Male - Hommes .....	73	200	2.7	57	15	1	67	25	13	29
58	Female - Femmes .....	282	776	2.8	138	101	43	264	148	39	77
59	Single - Célibataires .....	562	1,487	2.6	367	27	168	537	327	63	147
60	Male - Hommes .....	200	520	2.6	197	1	2	189	87	27	75
61	Female - Femmes .....	362	967	2.7	170	26	166	348	240	36	72

1. See Introduction for full explanation of types of family.  
2. Median earnings of head less than \$500.



**TABLEAU 136. Familles selon l'état matrimonial, le sexe et l'âge du chef, importance numérique, composition et type de la famille et gain médian des chefs de famille de salariés, Canada et provinces, 1951 - suite**

Families by number of children at home Familles selon le nombre d'enfants à la maison								Children at home by age and activity Enfants à la maison selon l'âge et l'activité					Wage-earner families Familles de salariés		No	
0	1	2	3	4	5	6-8	9+	Total	Under 14 years De moins de 14 ans	14-24 years 14-24 ans			Total	Median earnings of head Gain médian du chef		
											Total	At school A l'école	In labour force Figurant à la main-d'oeuvre			\$
41,810	34,567	27,977	17,342	10,044	5,611	6,400	1,376	267,109	195,751	71,358	33,701	28,741	88,091	2,026	1	
37,327	29,473	25,158	15,749	9,195	5,162	5,998	1,301	242,556	180,551	62,005	29,950	24,357	85,644	2,050	2	
7,004	10,934	9,594	4,895	2,224	905	601	53	62,613	61,885	728	454	193	30,326	1,956	3	
3,768	6,561	8,042	5,981	3,872	2,337	2,826	566	92,182	76,218	15,964	10,141	4,138	25,497	2,137	4	
4,884	5,074	4,268	3,101	2,090	1,333	1,892	541	56,145	31,163	24,982	11,922	10,066	15,540	2,134	5	
3,297	4,303	2,326	1,372	795	487	568	122	23,680	8,682	14,998	5,768	7,172	10,531	2,091	6	
13,374	2,601	928	400	214	100	111	19	7,936	2,603	5,333	1,665	2,788	3,750	1,606	7	
4,483	5,094	2,819	1,593	849	449	402	75	24,553	15,200	9,353	3,751	4,384	2,447	744	8	
1	1,611	1,083	596	267	108	73	11	7,764	7,454	310	225	60	880	641	9	
7	849	682	447	276	197	214	45	7,537	4,848	2,689	1,381	945	777	789	10	
205	956	565	343	213	104	92	17	5,240	1,840	3,400	1,303	1,713	493	917	11	
899	1,014	364	184	78	35	19	1	2,908	611	2,297	626	1,350	230	750	12	
3,371	664	125	23	15	5	4	1	1,104	447	657	216	316	67	2	13	
36,344	30,699	26,200	16,396	9,514	5,322	6,139	1,326	251,077	188,521	62,556	30,502	24,534	85,678	2,038	14	
7,004	12,140	10,448	5,373	2,420	986	657	62	68,607	67,699	908	588	220	30,860	1,937	15	
3,769	6,886	8,330	6,172	4,001	2,425	2,940	587	95,591	78,537	17,054	10,724	4,529	25,680	2,124	16	
4,922	5,171	4,303	3,142	2,116	1,347	1,881	538	56,505	31,329	25,176	11,980	10,247	15,395	2,127	17	
8,263	4,183	2,261	1,335	774	470	556	121	23,058	8,544	14,514	5,629	7,001	10,215	2,087	18	
12,386	2,319	858	374	203	94	105	18	7,316	2,412	4,904	1,581	2,537	3,528	1,614	19	
35,952	27,874	24,412	15,381	8,990	5,045	5,882	1,286	236,055	177,347	58,708	28,806	22,982	83,508	2,054	20	
7,003	10,716	9,492	4,848	2,201	897	597	53	61,891	61,201	690	436	183	30,017	1,959	21	
3,766	6,278	7,851	5,863	3,817	2,298	2,793	560	90,479	75,070	15,409	9,857	3,988	24,953	2,142	22	
4,857	4,721	4,084	3,003	2,035	1,297	1,840	535	54,329	30,429	23,900	11,510	9,653	15,009	2,142	23	
8,124	3,947	2,162	1,301	742	461	549	120	22,295	8,321	13,974	5,462	6,708	10,052	2,096	24	
12,202	2,212	823	366	195	92	103	18	7,061	2,326	4,735	1,541	2,450	3,477	1,615	25	
122	611	315	154	84	47	44	5	2,604	1,608	996	376	409	902	1,678	26	
1	165	80	35	16	6	4	—	551	529	22	10	3	240	1,537	27	
—	150	103	64	28	20	20	3	913	625	288	155	79	300	1,732	28	
13	149	65	35	17	17	16	1	651	289	362	122	160	211	1,526	29	
36	78	41	12	16	3	2	1	299	104	195	59	98	106	1,696	30	
72	69	26	8	7	1	2	—	190	61	129	30	69	45	1,667	31	
270	2,214	1,473	861	440	230	213	35	12,418	9,566	2,852	1,320	1,143	1,268	684	32	
—	1,259	876	490	203	83	56	9	6,165	5,969	196	142	34	603	628	33	
3	458	376	245	156	107	127	24	4,199	2,842	1,357	712	462	427	723	34	
52	301	154	104	64	33	25	2	1,525	611	914	348	434	175	868	35	
103	158	58	22	16	6	5	—	464	119	345	108	195	57	607	36	
112	38	9	—	1	1	—	—	65	25	40	10	18	6	—	37	
5,417	3,335	1,585	869	498	267	250	49	14,562	6,237	8,325	2,975	4,034	1,919	1,370	38	
—	202	147	92	59	21	14	2	1,229	1,135	94	72	19	136	964	39	
5	366	327	221	135	99	94	23	3,579	2,191	1,388	695	479	430	1,329	40	
154	757	498	294	181	86	101	20	4,634	1,573	3,061	1,174	1,480	552	1,388	41	
916	1,099	422	216	98	50	31	2	3,452	719	2,733	750	1,499	518	1,625	42	
4,342	911	191	46	25	11	10	2	1,668	619	1,049	284	557	283	1,231	43	
1,236	823	384	191	108	62	72	10	3,477	1,361	2,116	686	902	1,078	1,930	44	
—	29	10	3	1	—	—	—	96	92	4	4	—	35	1,900	45	
2	77	74	40	22	17	13	3	634	429	205	101	49	185	2,052	46	
13	159	103	60	35	16	36	5	1,052	398	654	253	234	277	1,990	47	
130	261	121	55	37	21	17	1	1,043	240	803	239	357	356	2,063	48	
1,091	297	76	26	11	7	6	1	652	202	450	89	262	225	1,455	49	
4,181	2,512	1,201	678	390	205	178	39	11,085	4,876	6,209	2,289	3,132	841	843	50	
—	173	137	82	56	20	14	2	1,133	1,043	90	68	19	101	717	51	
3	289	253	181	113	82	81	20	2,945	1,762	1,183	594	430	245	902	52	
141	598	395	234	146	70	65	15	3,582	1,175	2,407	921	1,246	275	955	53	
786	838	301	161	61	29	14	1	2,409	479	1,930	511	1,142	162	821	54	
3,251	614	115	20	14	4	4	1	1,016	417	599	195	295	58	2	55	
24	185	85	36	11	8	6	—	588	374	214	120	74	196	1,219	56	
6	37	15	8	5	2	—	—	121	64	57	32	18	51	1,944	57	
18	148	70	28	6	6	6	—	467	310	157	88	56	145	1,100	58	
25	348	107	41	21	14	5	1	882	619	263	104	99	298	798	59	
11	128	32	15	8	6	—	—	299	171	128	50	46	105	1,733	60	
14	220	75	26	13	8	5	1	583	448	135	54	53	193	2	61	

1. Voir dans l'Introduction les explications complètes concernant les types de famille.  
2. Gain médian du chef, moins de \$500.

TABLE 136. Families by marital status, sex and age of head, showing family size, composition and type, and median earnings of wage-earner family heads, for Canada and the provinces, 1951 - Continued

No.	Marital status, sex, and age of head — Etat matrimonial et sexe et âge du chef	Total	Persons in families — Nombre de personnes dans les familles	Average number of persons per family — Moyenne de per- sonnes par famille	Families by type <sup>1</sup>			Families with children by age of children — Familles avec enfants selon l'âge des enfants			
					Families selon le type <sup>1</sup>		Total	All under 14 — Tous enfants de moins de 14 ans	Under and over 14 — De moins et de plus de 14 ans	All over 14 — Tous enfants de plus de 14 ans	
					Maintaining own household — Maintenant leur propre ménage	Not maintaining own household — Ne maintenant pas leur propre ménage					Related — Parentes
<b>NEW BRUNSWICK</b>											
1	All family heads - Tous chefs de famille.....	111, 639	460, 144	4.1	100, 962	8, 935	1, 742	81, 029	48, 142	19, 295	13, 592
2	Male - Hommes .....	102, 069	430, 616	4.2	93, 755	7, 111	1, 223	74, 471	45, 302	17, 863	11, 306
3	Under 35 years - Moins de 35 ans .....	29, 732	115, 089	3.9	25, 097	3, 979	656	24, 274	23, 828	386	60
4	35-44 years - ans .....	25, 984	132, 354	5.1	24, 548	1, 217	219	23, 294	15, 819	6, 314	1, 161
5	45-54 " " .....	18, 566	91, 161	4.9	18, 011	422	133	15, 153	3, 903	7, 497	3, 753
6	55-64 " " .....	14, 654	54, 842	3.7	14, 224	343	87	8, 398	1, 193	2, 988	4, 217
7	65 years and over - ans et plus .....	13, 153	37, 170	2.8	11, 875	1, 150	128	3, 352	559	678	2, 115
8	Female - Femmes .....	9, 550	29, 528	3.1	7, 207	1, 824	519	6, 558	2, 840	1, 432	2, 286
9	Under 35 years - Moins de 35 ans .....	1, 883	5, 840	3.1	762	898	228	1, 888	1, 788	78	22
10	35-44 years - ans .....	1, 774	6, 746	3.8	1, 285	332	157	1, 766	672	676	418
11	45-54 " " .....	1, 449	5, 224	3.6	1, 271	106	72	1, 316	163	504	649
12	55-64 " " .....	1, 733	5, 029	2.9	1, 530	166	37	1, 146	114	144	888
13	65 years and over - ans et plus .....	2, 706	6, 689	2.5	2, 359	322	25	442	103	30	309
14	Married - Mariés .....	103, 017	434, 067	4.2	93, 692	7, 829	1, 496	76, 086	46, 836	18, 018	11, 232
15	Under 35 years - Moins de 35 ans .....	31, 079	119, 224	3.8	25, 604	4, 661	814	25, 621	25, 125	422	74
16	35-44 years - ans .....	26, 670	134, 962	5.1	24, 994	1, 362	314	23, 977	16, 103	6, 553	1, 321
17	45-54 " " .....	18, 642	91, 267	4.9	18, 041	442	159	15, 211	3, 919	7, 496	3, 796
18	55-64 " " .....	14, 394	53, 835	3.7	13, 979	322	93	8, 180	1, 176	2, 903	4, 101
19	65 years and over - ans et plus .....	12, 232	34, 779	2.8	11, 074	1, 042	116	3, 097	513	644	1, 940
20	Husband and wife at home - Époux et épouse à la maison .....	99, 154	421, 709	4.3	91, 375	6, 630	1, 149	72, 518	44, 694	17, 376	10, 448
21	Under 35 years - Moins de 35 ans .....	29, 512	114, 516	3.9	25, 019	3, 847	646	24, 057	23, 622	378	57
22	35-44 years - ans .....	25, 550	130, 865	5.1	24, 242	1, 109	199	22, 860	15, 606	6, 190	1, 064
23	45-54 " " .....	18, 065	89, 332	4.9	17, 575	376	114	14, 669	3, 819	7, 313	3, 537
24	55-64 " " .....	14, 003	52, 733	3.8	13, 647	278	78	7, 896	1, 143	2, 857	3, 896
25	65 years and over - ans et plus .....	12, 024	34, 263	2.6	10, 892	1, 020	112	3, 036	504	638	1, 894
26	Husband only at home - Époux seulement à la maison .....	774	2, 318	3.0	547	188	39	684	308	135	241
27	Under 35 years - Moins de 35 ans .....	150	381	2.5	54	87	9	147	140	5	2
28	35-44 years - ans .....	212	690	3.3	142	54	16	212	114	51	47
29	45-54 " " .....	181	589	3.3	152	21	8	177	37	49	91
30	55-64 " " .....	139	426	3.1	119	17	3	112	13	26	73
31	65 years and over - ans et plus .....	92	232	2.5	80	9	3	36	4	4	28
32	Wife only at home - Épouse seulement à la maison .....	3, 089	10, 040	3.3	1, 770	1, 011	308	2, 884	1, 834	507	543
33	Under 35 years - Moins de 35 ans .....	1, 417	4, 327	3.1	531	727	159	1, 417	1, 363	39	15
34	35-44 years - ans .....	908	3, 407	3.8	610	199	99	905	383	312	210
35	45-54 " " .....	396	1, 346	3.4	314	45	37	365	63	134	168
36	55-64 " " .....	252	676	2.7	213	27	12	172	20	20	132
37	65 years and over - ans et plus .....	116	234	2.4	102	13	1	25	5	2	18
38	Widowed - Veufs ou veuves .....	8, 053	24, 563	3.1	6, 918	964	171	4, 415	1, 003	1, 205	2, 207
39	Under 35 years - Moins de 35 ans .....	336	1, 138	3.4	191	124	21	336	305	27	4
40	35-44 years - ans .....	902	3, 635	4.0	710	152	40	899	308	401	190
41	45-54 " " .....	1, 292	4, 915	3.8	1, 172	78	42	1, 184	128	492	564
42	55-64 " " .....	1, 936	5, 893	3.0	1, 723	182	31	1, 318	117	223	978
43	65 years and over - ans et plus .....	3, 587	8, 982	2.5	3, 122	428	37	678	145	62	471
44	Male - Hommes .....	1, 995	6, 168	3.1	1, 699	263	33	1, 124	234	332	558
45	Under 35 years - Moins de 35 ans .....	43	119	2.8	11	31	1	43	43	—	—
46	35-44 years - ans .....	171	670	3.9	122	46	3	171	73	68	30
47	45-54 " " .....	287	1, 161	4.0	256	21	10	275	39	128	108
48	55-64 " " .....	484	1, 610	3.3	433	45	6	367	30	101	236
49	65 years and over - ans et plus .....	1, 010	2, 608	2.6	877	120	13	268	49	35	184
50	Female - Femmes .....	6, 058	18, 395	3.0	5, 219	701	138	3, 291	769	873	1, 649
51	Under 35 years - Moins de 35 ans .....	293	1, 019	3.5	180	93	20	293	262	27	4
52	35-44 years - ans .....	731	2, 965	4.1	588	106	37	728	235	333	160
53	45-54 " " .....	1, 005	3, 754	3.7	916	57	32	909	89	364	456
54	55-64 " " .....	1, 452	4, 283	2.9	1, 290	137	25	951	87	122	742
55	65 years and over - ans et plus .....	2, 577	6, 374	2.5	2, 245	308	24	410	96	27	287
56	Divorced - Divorcés .....	323	910	2.8	166	126	31	312	185	51	76
57	Male - Hommes .....	65	172	2.6	40	25	—	63	31	12	20
58	Female - Femmes .....	258	738	2.9	126	101	31	249	154	39	56
59	Single - Célibataires .....	246	604	2.5	136	16	44	216	118	21	77
60	Male - Hommes .....	101	249	2.5	94	5	2	82	35	8	39
61	Female - Femmes .....	145	355	2.4	92	11	42	134	83	13	38

1. See Introduction for full explanation of types of family.  
2. Median earnings of head less than \$500.

**TABLEAU 136. Familles selon l'état matrimonial, le sexe et l'âge du chef, importance numérique, composition et type de la famille et gain médian des chefs de famille de salariés, Canada et provinces, 1951 - suite**

Familles by number of children at home Familles selon le nombre d'enfants à la maison								Children at home by age and activity Enfants à la maison selon l'âge et l'activité					Wage-earner families Familles de salariés		No
0	1	2	3	4	5	6-8	9+	Total	Under 14 years De moins de 14 ans	14-24 years 14-24 ans			Total	Median earnings of head Gain médian du chef	
										Total	At school A l'école	In labour force Figurant à la main-d'oeuvre			
30,610	24,677	20,187	13,132	8,589	5,206	7,254	1,984	233,483	173,382	60,101	25,729	25,883	63,948	1,886	1
27,618	21,786	18,566	12,280	8,011	4,918	6,958	1,952	218,789	164,884	53,905	23,403	22,787	62,480	1,907	2
5,458	8,448	7,407	4,366	2,212	993	796	52	55,828	55,298	530	299	151	22,997	1,809	3
2,690	4,501	5,462	4,116	3,093	2,078	3,180	864	80,612	68,476	12,136	7,237	3,400	17,715	2,009	4
3,413	3,728	3,141	2,263	1,724	1,225	2,216	856	53,529	30,713	22,816	9,815	9,796	11,497	2,026	5
6,256	3,207	1,858	1,190	791	505	681	166	22,423	8,343	14,080	4,904	7,028	7,853	2,016	6
9,801	1,902	698	345	191	117	85	14	6,397	2,054	4,343	1,148	2,412	2,418	1,317	7
2,992	2,891	1,621	852	578	288	296	32	14,694	8,498	6,196	2,326	3,096	1,468	834	8
—	802	558	255	172	56	43	2	3,952	3,840	1,112	87	15	498	707	9
8	564	415	271	203	133	159	21	4,945	3,027	1,918	925	768	496	1,012	10
133	499	301	200	139	81	87	9	3,311	1,136	2,175	797	1,113	275	911	11
587	663	296	105	61	15	6	—	1,925	326	1,599	411	976	165	703	12
2,264	363	51	21	3	3	1	—	561	169	392	106	224	34	2	13
26,931	22,385	19,069	12,509	8,165	4,992	7,007	1,959	222,443	168,555	53,838	23,603	22,758	62,447	1,900	14
5,458	9,003	7,834	4,547	2,335	1,030	819	53	58,616	58,029	587	344	159	23,263	1,798	15
2,693	4,715	5,629	4,216	3,170	2,136	3,237	874	82,528	69,717	12,311	7,569	3,676	17,874	1,998	16
3,431	3,778	3,153	2,280	1,718	1,227	2,203	852	53,511	30,698	22,813	9,818	9,857	11,332	2,024	17
6,214	3,151	1,800	1,149	762	486	666	166	21,814	3,178	13,636	4,799	6,805	7,638	2,022	18
9,135	1,738	653	317	180	113	82	14	5,974	1,933	4,041	1,073	2,261	2,290	1,324	19
26,636	20,845	18,136	12,045	7,845	4,842	6,866	1,939	214,501	162,376	51,625	22,701	21,730	61,284	1,913	20
5,455	8,313	7,359	4,343	2,205	991	794	52	55,478	54,959	519	291	151	22,831	1,812	21
2,690	4,328	5,359	4,056	3,037	2,063	3,157	860	79,559	67,768	11,791	7,078	3,279	17,467	2,014	22
3,396	3,534	3,034	2,213	1,670	1,198	2,172	848	52,255	30,181	22,074	9,570	9,482	11,178	2,036	23
6,107	2,984	1,733	1,121	754	478	661	165	21,315	8,053	13,262	4,697	6,597	7,529	2,031	24
8,988	1,686	651	312	179	112	82	14	5,894	1,915	3,979	1,065	2,221	2,279	1,325	25
90	358	145	83	48	23	23	4	1,388	819	569	181	269	451	1,523	26
3	94	34	13	4	1	1	—	228	221	7	5	—	111	1,403	27
—	89	49	34	26	6	7	1	477	340	137	55	56	145	1,581	28
4	88	36	18	14	9	10	2	397	172	225	69	106	111	1,654	29
27	57	25	15	3	6	5	1	236	75	161	46	82	75	1,412	30
56	30	1	3	1	1	—	—	50	11	39	6	25	9	—	31
205	1,182	788	381	272	127	118	16	6,554	4,860	1,694	721	759	712	794	32
—	596	441	191	126	38	24	1	2,910	2,849	61	48	8	321	660	33
3	298	221	126	107	67	73	13	2,492	1,609	383	436	341	262	927	34
31	156	83	49	34	20	21	2	859	345	514	179	269	93	917	35
80	110	42	13	5	2	—	—	263	50	213	56	126	34	750	36
91	22	1	2	—	—	—	—	30	7	23	2	15	2	—	37
3,638	1,979	991	565	403	210	242	25	10,161	4,235	5,926	1,990	3,002	1,217	1,265	38
—	141	72	46	40	17	19	1	302	769	33	23	6	104	1,029	39
3	244	203	151	116	74	100	11	2,715	1,610	1,105	524	435	274	1,258	40
108	395	278	176	144	79	99	13	3,221	1,111	2,110	765	1,022	318	1,385	41
618	689	342	144	90	33	20	—	2,463	463	2,000	502	1,175	363	1,373	42
2,909	510	96	48	13	7	4	—	960	282	678	176	364	158	1,017	43
871	487	254	141	113	52	68	9	2,678	1,061	1,617	484	740	654	1,636	44
—	26	8	5	2	1	1	—	76	76	—	—	—	32	1,583	45
—	53	39	23	28	9	16	3	498	318	180	91	54	107	1,667	46
12	82	66	30	39	18	34	6	833	344	489	166	193	152	1,862	47
117	151	95	53	34	20	14	—	833	200	633	153	334	237	1,744	48
742	175	46	30	10	4	3	—	438	123	315	74	159	126	1,179	49
2,767	1,492	737	424	290	158	174	16	7,483	3,174	4,309	1,506	2,262	563	836	50
—	115	64	41	38	16	18	1	726	693	33	23	6	72	824	51
3	191	164	128	88	65	84	8	2,217	1,292	925	433	381	167	1,060	52
96	313	212	146	105	61	65	7	2,388	767	1,621	599	829	166	894	53
501	538	247	91	56	13	6	—	1,630	263	1,367	349	841	126	661	54
2,167	335	50	18	3	3	1	—	522	159	363	102	205	32	2	55
11	158	90	41	15	3	5	—	570	394	176	88	71	173	1,221	56
2	35	20	4	3	—	1	—	105	62	43	16	21	45	1,500	57
9	123	70	37	12	3	4	—	465	332	133	72	50	128	1,086	58
30	155	37	17	6	1	—	—	309	198	111	48	52	111	1,184	59
19	61	11	7	2	1	—	—	117	66	51	21	27	46	1,600	60
11	94	26	10	4	—	—	—	192	132	60	27	25	65	818	61

1. Voir dans l'Introduction les explications complètes concernant les types de famille.  
2. Gain médian du chef, moins de \$500.

TABLE 136. Families by marital status, sex and age of head, showing family size, composition and type, and median earnings of wage-earner family heads, for Canada and the provinces, 1951 - Continued

No.	Marital status, sex, and age of head État matrimonial et sexe et âge du chef	Total	Persons in families — Nombre de personnes dans les familles	Average number of persons per family — Moyenne de per- sonnes par famille	Families by type <sup>1</sup> — Familles selon le type <sup>1</sup>			Families with children by age of children — Familles avec enfants selon l'âge des enfants			
					Main- taining own house- hold — Main- tenant leur propre ménage	Not maintaining own household — Ne maintenant pas leur propre ménage		Total	All under 14 — Tous enfants de moins de 14 ans	Under and over 14 — De moins et de plus de 14 ans	All over 14 — Tous enfants de plus de 14 ans
						Related — Parentes	Non- related — Non parentes				
<b>QUÉBEC</b>											
1	All family heads — Tous chefs de famille ....	856,041	3,609,851	4.2	776,665	57,061	22,315	614,429	362,890	132,930	118,609
2	Male — Hommes.....	793,216	3,406,204	4.3	725,300	46,327	19,589	574,272	351,318	124,675	98,279
3	Under 35 years — Moins de 35 ans.....	240,394	884,218	3.7	202,667	27,134	10,593	180,907	178,875	1,547	485
4	35-44 years — ans.....	213,945	1,073,191	5.0	201,472	8,458	4,015	186,185	136,850	41,354	7,981
5	45-54 " ".....	157,437	804,885	5.1	152,211	2,909	2,317	127,736	28,469	61,683	37,534
6	55-64 " ".....	104,585	419,538	4.0	100,830	2,386	1,369	61,082	5,149	17,988	38,845
7	65 years and over — ans et plus.....	76,855	224,372	2.9	68,120	7,440	1,295	17,462	1,975	2,103	13,384
8	Female — Femmes.....	62,825	203,647	3.2	51,365	8,734	2,726	40,157	11,572	8,255	20,330
9	Under 35 years — Moins de 35 ans.....	6,439	19,632	3.1	2,975	2,666	798	6,427	6,051	247	129
10	35-44 years — ans.....	9,482	35,994	3.8	7,117	1,554	811	9,436	3,568	3,147	2,721
11	45-54 " ".....	13,868	52,670	3.8	12,264	1,054	550	12,646	1,110	3,958	7,569
12	55-64 " ".....	14,510	46,126	3.2	13,007	1,217	286	9,234	413	783	8,036
13	65 years and over — ans et plus.....	18,526	48,975	2.6	16,002	2,243	281	2,414	421	120	1,873
14	Married — Mariés.....	788,683	3,390,315	4.3	718,808	49,331	20,544	575,980	355,613	124,454	95,913
15	Under 35 years — Moins de 35 ans.....	244,253	895,814	3.7	204,143	28,899	11,211	184,765	182,552	1,671	542
16	35-44 years — ans.....	216,276	1,081,355	5.0	202,959	8,919	4,398	188,512	137,702	42,012	8,798
17	45-54 " ".....	157,369	802,255	5.1	152,022	2,940	2,401	127,550	28,474	61,334	37,742
18	55-64 " ".....	101,379	407,274	4.0	97,881	2,174	1,324	58,421	5,079	17,461	36,881
19	65 years and over — ans et plus.....	69,406	203,617	2.9	61,803	6,393	1,210	15,732	1,806	1,976	11,950
20	Husband and wife at home — Époux et épouse à la maison.....	770,923	3,332,596	4.3	707,057	45,126	18,740	560,173	348,070	121,583	90,515
21	Under 35 years — Moins de 35 ans.....	239,176	880,810	3.7	202,121	26,549	10,506	179,714	177,317	1,481	416
22	35-44 years — ans.....	211,476	1,064,150	5.0	199,764	7,881	3,831	183,735	135,593	40,703	7,439
23	45-54 " ".....	152,939	786,751	5.1	148,387	2,501	2,051	123,453	27,956	60,169	35,228
24	55-64 " ".....	99,160	400,513	4.0	96,015	1,955	1,190	57,864	4,935	17,289	35,640
25	65 years and over — ans et plus.....	68,172	200,332	2.9	60,770	6,240	1,162	15,407	1,769	1,946	11,692
26	Husband only at home — Époux seulement à la maison.....	4,567	14,426	3.2	3,237	541	389	3,899	1,534	680	1,685
27	Under 35 years — Moins de 35 ans.....	815	2,287	2.8	365	387	63	794	689	45	60
28	35-44 years — ans.....	1,066	3,540	3.3	680	272	114	1,053	581	199	273
29	45-54 " ".....	1,274	4,386	3.4	1,000	147	127	1,206	189	318	699
30	55-64 " ".....	816	2,549	3.1	681	75	60	636	60	94	482
31	65 years and over — ans et plus.....	596	1,664	2.8	511	60	25	210	15	24	171
32	Wife only at home — Épouse seulement à la maison.....	13,193	43,293	3.3	8,514	3,264	1,415	11,908	6,009	2,186	3,713
33	Under 35 years — Moins de 35 ans.....	4,262	12,717	3.0	1,657	1,963	642	4,257	4,046	145	66
34	35-44 years — ans.....	3,734	13,665	3.7	2,515	766	453	3,724	1,528	1,110	1,086
35	45-54 " ".....	3,156	11,078	3.5	2,635	298	223	2,891	329	847	1,715
36	55-64 " ".....	1,403	4,212	3.0	1,185	144	71	921	84	78	759
37	65 years and over — ans et plus.....	638	1,621	2.5	522	93	23	115	22	6	87
38	Widowed — Veufs ou veuves.....	65,772	215,565	3.3	56,693	7,442	1,637	36,991	6,615	8,336	22,040
39	Under 35 years — Moins de 35 ans.....	2,290	7,225	3.2	1,334	768	123	2,223	2,073	110	40
40	35-44 years — ans.....	6,655	26,547	4.0	5,266	1,006	383	6,620	2,513	2,419	1,688
41	45-54 " ".....	13,498	54,376	4.0	12,086	974	438	12,424	1,008	4,265	7,151
42	55-64 " ".....	17,503	57,898	3.3	15,764	1,417	322	11,629	444	1,299	9,886
43	65 years and over — ans et plus.....	25,886	69,519	2.7	22,243	3,277	366	4,095	577	243	3,275
44	Male — Hommes.....	17,355	58,264	3.4	14,705	2,211	430	9,854	1,574	2,370	5,910
45	Under 35 years — Moins de 35 ans.....	356	994	2.8	149	188	19	354	335	16	3
46	35-44 years — ans.....	1,312	5,272	4.0	954	291	67	1,309	638	445	226
47	45-54 " ".....	3,100	13,396	4.3	2,723	246	131	2,055	282	1,179	1,494
48	55-64 " ".....	4,534	16,301	3.6	4,069	351	114	3,411	134	598	2,679
49	65 years and over — ans et plus.....	8,053	22,301	2.8	6,810	1,135	108	1,825	185	132	1,508
50	Female — Femmes.....	48,417	157,301	3.2	41,988	5,231	1,193	27,137	5,041	5,966	16,130
51	Under 35 years — Moins de 35 ans.....	1,874	6,231	3.3	1,185	580	109	1,869	1,738	94	37
52	35-44 years — ans.....	5,343	21,275	4.0	4,312	715	316	5,311	1,875	1,974	1,462
53	45-54 " ".....	10,398	40,980	3.9	9,363	728	307	9,469	726	3,086	5,657
54	55-64 " ".....	12,969	41,597	3.2	11,695	1,066	208	8,218	310	701	7,207
55	65 years and over — ans et plus.....	17,833	47,218	2.6	15,433	2,142	258	2,270	392	111	1,767
56	Divorced — Divorcés.....	802	2,129	2.7	496	216	88	749	370	67	292
57	Male — Hommes.....	116	327	2.8	78	26	12	111	42	17	52
58	Female — Femmes.....	666	1,802	2.6	420	190	76	638	328	70	240
59	Single — Célibataires.....	784	1,842	2.3	666	72	46	709	292	53	364
60	Male — Hommes.....	255	591	2.3	223	23	9	235	98	20	117
61	Female — Femmes.....	529	1,251	2.4	443	49	37	474	194	33	247

1. See Introduction for full explanation of types of family.

**TABLEAU 136. Familles selon l'état matrimonial, le sexe et l'âge du chef, importance numérique, composition et type de la famille et gain médian des chefs de famille de salariés, Canada et provinces, 1951 - suite**

Familles by number of children at home Familles selon le nombre d'enfants à la maison									Children at home by age and activity Enfants à la maison selon l'âge et l'activité					Wage-earner families Familles de salariés		No
0	1	2	3	4	5	6-8	9+	Total	Under 14 years De moins de 14 ans	14-24 years 14-24 ans			Total	Median earnings of head Gain médian du chef		
												Total	At school A l'école	In labour force Figurant à la main-d'oeuvre		
												Total			\$	
241,612	181,711	151,197	99,151	63,767	41,710	57,986	18,907	1,828,035	1,282,943	545,092	158,535	290,736	538,216	2,238	1	
218,944	164,050	141,849	93,904	60,575	39,868	55,779	18,447	1,734,304	1,243,880	490,424	146,386	255,526	529,284	2,250	2	
59,487	67,612	54,577	30,029	15,489	7,354	5,534	312	404,302	401,761	2,541	833	1,165	192,520	2,198	3	
27,760	35,739	43,754	33,763	23,761	16,771	24,753	7,644	647,155	557,387	89,768	38,200	35,916	151,838	2,333	4	
29,701	28,669	25,681	19,121	14,217	11,186	19,682	9,180	479,414	236,110	243,304	72,653	128,054	104,417	2,319	5	
42,603	21,955	13,825	9,277	6,206	4,107	5,358	1,254	171,186	42,500	128,686	30,440	73,848	62,097	2,219	6	
59,393	10,075	3,812	1,214	902	450	452	57	32,247	6,122	26,125	4,260	16,543	18,412	1,743	7	
22,668	17,661	9,548	5,247	3,192	1,842	2,207	460	93,731	39,063	54,668	12,149	35,210	8,932	1,227	8	
12	2,928	1,814	860	421	192	193	19	13,211	12,745	466	216	1,168	1,827	1,193	9	
46	3,281	2,191	1,356	939	627	824	218	26,312	15,368	10,944	3,499	6,033	3,012	1,285	10	
1,222	4,505	3,000	1,835	1,249	785	1,053	219	34,149	8,810	25,339	5,766	16,356	2,809	1,254	11	
5,276	4,979	2,212	1,115	560	231	133	4	17,033	1,466	15,567	2,369	11,020	1,090	1,103	12	
16,112	1,968	331	81	23	7	4	—	3,026	674	2,352	299	1,633	194	877	13	
212,703	164,844	142,442	94,195	60,605	39,884	55,650	18,360	1,735,961	1,252,286	483,675	145,466	252,932	525,839	2,247	14	
59,488	69,431	55,630	30,556	15,735	7,463	5,633	317	412,024	409,280	2,744	942	1,226	193,459	2,194	15	
27,764	36,682	44,305	34,079	23,942	16,922	24,905	7,677	652,959	560,726	92,233	36,941	37,538	152,303	2,327	16	
29,819	28,790	25,837	19,093	14,154	11,104	19,492	9,080	476,784	235,023	241,761	72,196	128,121	103,196	2,316	17	
41,958	20,977	13,232	8,893	5,936	3,967	5,185	1,231	164,724	41,541	123,183	29,439	70,962	59,827	2,222	18	
53,674	8,964	3,438	1,574	838	428	435	55	29,470	5,716	23,754	3,948	15,085	17,054	1,747	19	
210,750	157,772	138,462	92,149	59,444	39,228	54,902	18,216	1,700,479	1,231,486	468,993	141,841	244,150	519,339	2,253	20	
59,462	66,950	54,262	29,901	15,442	7,332	5,517	310	402,202	399,817	2,385	812	1,112	191,579	2,198	21	
27,741	34,824	43,152	33,445	23,513	16,648	24,562	7,591	640,651	552,979	87,672	37,555	35,046	150,172	2,335	22	
29,486	27,139	24,807	18,540	13,811	10,889	19,234	9,033	466,789	231,983	234,806	70,574	123,813	101,529	2,324	23	
41,296	20,127	12,860	8,709	5,847	3,935	5,157	1,229	161,858	41,095	120,763	29,014	69,345	59,165	2,225	24	
52,765	8,732	3,381	1,554	831	424	432	53	28,970	5,612	23,367	3,886	14,834	16,894	1,749	25	
668	1,903	959	448	256	131	165	37	8,304	4,278	4,026	953	2,204	2,967	2,067	26	
21	444	210	86	32	14	10	10	1,387	1,279	108	9	29	663	2,011	27	
13	456	277	127	81	43	56	13	2,432	1,709	723	225	333	795	2,144	28	
68	543	265	148	91	58	77	19	2,830	984	1,896	456	1,053	875	2,071	29	
180	321	165	71	46	12	19	2	1,255	240	1,015	214	611	490	2,117	30	
386	137	42	16	6	4	3	2	350	66	284	49	178	144	1,645	31	
1,285	5,169	3,021	1,598	905	525	583	107	27,178	16,522	10,656	2,672	6,578	3,533	1,196	32	
5	2,040	1,158	569	261	117	106	6	8,435	8,184	251	121	85	1,217	1,161	33	
10	1,402	876	507	348	231	287	73	9,876	6,038	3,838	1,161	2,159	1,336	1,224	34	
265	1,103	765	405	252	157	181	28	7,115	2,056	5,059	1,166	3,255	792	1,219	35	
482	529	207	113	43	20	9	—	1,611	206	1,405	211	1,006	172	1,128	36	
523	95	15	4	1	—	—	—	141	38	103	13	73	16	700	37	
28,781	15,840	8,489	4,863	3,119	1,807	2,327	546	89,897	29,558	60,339	12,715	37,231	11,563	1,660	38	
7	861	695	316	168	78	91	14	4,984	4,776	208	89	78	670	1,401	39	
35	2,009	1,551	998	739	470	669	184	19,740	11,054	8,086	2,611	4,210	2,261	1,571	40	
1,074	4,107	2,762	1,837	1,298	860	1,241	319	36,153	9,708	26,445	6,083	16,061	3,805	1,670	41	
5,874	5,824	2,781	1,493	828	371	335	27	23,282	2,366	20,916	3,331	13,813	3,282	1,818	42	
21,791	3,039	700	219	86	28	21	2	5,738	1,054	4,684	601	3,069	1,545	1,598	43	
7,501	4,136	2,159	1,282	866	507	710	194	25,010	7,866	17,144	3,521	9,030	6,781	2,036	44	
2	194	95	37	14	7	6	—	635	600	35	6	18	247	1,910	45	
3	402	304	184	164	80	135	40	3,940	2,638	1,302	400	498	825	2,137	46	
145	900	584	423	311	238	371	128	9,562	3,062	6,500	1,596	3,133	1,937	2,148	47	
1,123	1,451	788	496	312	160	181	23	7,980	1,133	6,847	1,196	3,859	2,404	2,092	48	
6,228	1,189	388	142	65	22	17	—	2,893	433	2,460	323	1,522	1,368	1,691	49	
21,280	11,704	6,330	3,581	2,253	1,300	1,617	352	64,887	21,692	43,195	9,194	28,201	4,782	1,207	50	
5	667	600	279	154	71	85	13	4,349	4,176	173	83	60	423	1,157	51	
32	1,607	1,247	814	575	390	534	144	15,800	9,016	6,784	2,211	3,712	1,436	1,291	52	
929	3,207	2,178	1,414	987	622	870	191	26,591	6,646	19,945	4,487	12,928	1,868	1,240	53	
4,751	4,373	1,993	997	516	211	124	4	15,302	1,233	14,069	2,135	9,954	878	1,079	54	
15,563	1,850	312	77	21	6	4	—	2,845	621	2,224	278	1,547	177	854	55	
53	470	167	59	32	14	6	1	1,231	669	562	193	302	452	1,704	56	
5	58	29	15	6	1	2	—	203	105	98	29	50	75	2,542	57	
48	412	138	44	26	13	4	1	1,028	564	464	164	252	377	1,636	58	
75	557	99	34	11	5	3	—	946	430	516	161	271	362	1,584	59	
20	181	40	10	3	1	—	—	308	145	163	42	92	122	1,796	60	
55	376	59	24	8	4	3	—	638	285	353	119	240	1,481	61		

1. Voir dans l'Introduction les explications complètes concernant les types de famille.

TABLE 136. Families by marital status, sex and age of head, showing family size, composition and type, and median earnings of wage-earner family heads, for Canada and the provinces, 1951 - Continued

No.	Marital status, sex, and age of head — État matrimonial et sexe et âge du chef	Total	Persons in families — Nombre de personnes dans les familles	Average number of persons per family — Moyenne de per- sonnes par famille	Families by type <sup>1</sup>			Families with children by age of children			
					Familles selon le type <sup>1</sup>			Familles avec enfants selon l'âge des enfants			
					Main- taining own house- hold — Main- tenant leur propre ménage	Not maintaining own household — Ne maintenant pas leur propre ménage		Total	All under 14 — Tous enfants de moins de 14 ans	Under and over 14 — De moins et de plus de 14 ans	All over 14 — Tous enfants de plus de 14 ans
						Related — Parentes	Non- related — Non parentes				
<b>ONTARIO</b>											
1	All family heads — Tous chefs de famille .....	1,162,772	3,941,473	3.4	1,020,152	78,045	64,575	742,711	455,904	126,457	160,350
2	Male — Hommes .....	1,076,423	3,707,109	3.4	955,104	64,441	56,878	686,496	434,232	117,342	134,922
3	Under 35 years — Moins de 35 ans .....	313,194	1,048,550	3.3	242,677	38,192	32,325	225,451	222,380	2,295	776
4	35-44 years — ans .....	269,167	1,102,898	4.1	245,516	12,058	11,593	227,331	161,591	48,314	17,426
5	45-54 " " .....	214,142	795,652	3.7	202,844	4,691	6,607	153,954	41,009	52,422	60,523
6	55-64 " " .....	155,357	456,727	2.9	148,638	3,152	3,587	64,132	7,505	12,598	44,029
7	65 years and over — ans et plus .....	124,563	303,282	2.4	115,429	6,348	2,786	15,628	1,747	1,713	12,168
8	Female — Femmes .....	86,349	234,364	2.7	65,048	13,604	7,697	56,215	21,672	9,115	25,428
9	Under 35 years — Moins de 35 ans .....	14,117	39,210	2.8	5,281	6,443	2,393	14,113	13,249	571	293
10	35-44 years — ans .....	15,821	49,787	3.1	10,738	2,881	2,202	15,755	5,999	4,649	5,107
11	45-54 " " .....	17,597	51,610	2.9	14,606	1,437	1,554	15,762	1,868	3,362	10,532
12	55-64 " " .....	16,200	41,546	2.6	14,232	1,148	820	9,009	361	470	8,178
13	65 years and over — ans et plus .....	22,614	52,211	2.3	20,191	1,695	728	1,576	195	63	1,318
14	Married — Mariés .....	1,088,058	3,744,528	3.4	957,462	70,389	60,207	703,067	446,175	119,926	136,966
15	Under 35 years — Moins de 35 ans .....	323,011	1,076,033	3.3	246,024	42,945	34,042	235,269	231,694	2,641	934
16	35-44 years — ans .....	275,863	1,124,132	4.1	249,623	13,457	12,783	234,009	164,126	50,374	19,509
17	45-54 " " .....	216,640	802,697	3.7	204,566	4,995	7,079	156,123	41,277	52,843	62,003
18	55-64 " " .....	154,128	453,000	2.9	147,392	3,126	3,610	63,048	7,404	12,405	43,239
19	65 years and over — ans et plus .....	118,416	288,666	2.4	109,857	5,866	2,693	14,618	1,674	1,663	11,281
20	Husband and wife at home — Époux et épou- se à la maison .....	1,053,408	3,645,509	3.5	936,986	61,196	55,226	671,823	429,572	114,996	127,255
21	Under 35 years — Moins de 35 ans .....	311,360	1,043,750	3.4	242,006	37,218	32,136	223,638	220,716	2,230	692
22	35-44 years — ans .....	265,695	1,092,383	4.1	243,289	11,253	11,153	223,882	159,837	47,600	16,445
23	45-54 " " .....	209,307	781,422	3.7	199,037	4,193	6,077	149,354	40,181	51,354	57,819
24	55-64 " " .....	150,630	443,958	2.9	144,530	2,827	3,273	60,712	7,218	12,177	41,317
25	65 years and over — ans et plus .....	116,416	283,996	2.4	108,124	5,705	2,587	14,237	1,620	1,635	10,982
26	Husband only at home — Époux seulement à la maison .....	7,598	20,946	2.8	4,931	1,695	972	6,598	2,867	984	2,747
27	Under 35 years — Moins de 35 ans .....	1,364	3,578	2.6	468	756	140	1,345	1,231	50	64
28	35-44 years — ans .....	2,132	6,325	3.0	1,296	531	305	2,113	1,102	400	611
29	45-54 " " .....	2,085	5,864	2.8	1,486	259	340	1,984	394	390	1,200
30	55-64 " " .....	1,193	3,174	2.7	970	83	140	908	104	124	680
31	65 years and over — ans et plus .....	824	2,005	2.4	711	66	47	248	36	20	192
32	Wife only at home — Épouse seulement à la maison .....	27,052	78,073	2.9	15,545	7,498	4,009	24,646	13,736	3,946	6,984
33	Under 35 years — Moins de 35 ans .....	10,287	28,705	2.8	3,550	4,971	1,766	10,286	9,747	361	178
34	35-44 years — ans .....	8,036	25,424	3.2	5,038	1,673	1,325	8,014	3,187	2,374	2,453
35	45-54 " " .....	5,248	15,411	2.9	4,043	543	662	4,785	702	1,099	2,984
36	55-64 " " .....	2,305	5,868	2.5	1,892	216	197	1,428	82	104	1,242
37	65 years and over — ans et plus .....	1,176	2,665	2.3	1,022	95	59	133	18	8	107
38	Widowed — Veufs ou veuves .....	69,580	184,179	2.6	59,889	6,252	3,439	34,809	7,102	6,042	21,665
39	Under 35 years — Moins de 35 ans .....	2,565	7,535	2.9	1,383	906	276	2,562	2,340	162	60
40	35-44 years — ans .....	7,184	23,506	3.3	5,511	1,023	650	7,150	2,657	2,265	2,228
41	45-54 " " .....	14,088	42,105	3.0	12,126	1,012	950	12,672	1,427	2,854	8,391
42	55-64 " " .....	17,147	44,584	2.6	15,257	1,142	748	9,901	428	650	8,823
43	65 years and over — ans et plus .....	28,596	66,449	2.3	25,612	2,169	815	2,524	250	111	2,163
44	Male — Hommes .....	14,486	38,319	2.6	12,595	1,327	564	7,203	1,383	1,273	4,547
45	Under 35 years — Moins de 35 ans .....	270	730	2.7	119	128	23	269	260	5	4
46	35-44 years — ans .....	1,009	3,320	3.3	742	180	87	1,006	499	264	243
47	45-54 " " .....	2,490	7,730	3.1	2,122	207	161	2,363	370	653	1,340
48	55-64 " " .....	3,453	9,398	2.7	3,074	236	143	2,447	167	294	1,986
49	65 years and over — ans et plus .....	7,264	17,141	2.4	6,538	576	150	1,118	87	57	974
50	Female — Femmes .....	55,094	145,860	2.6	47,294	4,925	2,875	27,606	5,719	4,769	17,118
51	Under 35 years — Moins de 35 ans .....	2,295	6,805	3.0	1,264	778	253	2,293	2,080	157	56
52	35-44 years — ans .....	6,175	20,186	3.3	4,769	843	563	6,144	2,158	2,001	1,985
53	45-54 " " .....	11,598	34,375	3.0	10,004	805	789	10,309	1,057	2,201	7,051
54	55-64 " " .....	13,694	35,186	2.6	12,183	906	605	7,454	261	356	6,837
55	65 years and over — ans et plus .....	21,332	49,308	2.3	19,074	1,593	665	1,406	163	54	1,189
56	Divorced — Divorcés .....	3,866	9,772	2.5	2,081	1,170	615	3,690	1,864	437	1,389
57	Male — Hommes .....	675	1,710	2.5	394	192	89	645	285	76	284
58	Female — Femmes .....	3,191	8,062	2.5	1,687	978	526	3,045	1,579	361	1,105
59	Single — Célibataires .....	1,268	2,994	2.4	720	234	314	1,145	763	52	330
60	Male — Hommes .....	256	625	2.4	198	31	27	227	125	13	89
61	Female — Femmes .....	1,012	2,369	2.3	522	203	287	918	638	39	241

1. See Introduction for full explanation of types of family.

**TABLEAU 136. Familles selon l'état matrimonial, le sexe et l'âge du chef, importance numérique, composition et type de la famille et gain médian des chefs de famille de salariés, Canada et provinces, 1951 - suite**

Familles by number of children at home Familles selon le nombre d'enfants à la maison								Children at home by age and activity Enfants à la maison selon l'âge et l'activité					Wage-earner families Familles de salariés		No
0	1	2	3	4	5	6-8	9+	Total	Under 14 years De moins de 14 ans	14-24 years 14-24 ans			Total	Median earnings of head Gain médian du chef	
											Total	At school A l'école	In labour force Figurant à la main-d'oeuvre		
420,061	292,389	237,003	114,420	51,492	23,138	20,931	3,338	1,602,398	1,157,456	444,942	192,011	218,207	785,162	2,504	1
389,927	262,192	222,322	108,270	48,667	21,922	19,898	3,225	1,499,095	1,105,426	393,669	174,950	187,549	761,245	2,535	2
87,743	99,188	78,980	31,057	10,701	3,561	1,900	64	423,711	420,169	3,542	2,077	1,124	266,985	2,471	3
41,836	60,961	78,653	44,929	21,647	10,184	9,474	1,483	567,691	471,610	96,081	56,408	32,611	205,873	2,694	4
60,188	56,690	46,038	24,265	12,498	6,302	6,734	1,427	362,092	176,100	185,992	81,387	90,371	150,477	2,611	5
91,225	34,901	15,582	6,875	3,324	1,654	1,576	220	120,789	32,174	88,615	30,177	50,941	99,678	2,478	6
108,935	10,452	3,069	1,144	497	221	214	31	24,812	5,373	19,439	4,901	12,502	38,232	2,016	7
30,134	30,197	14,681	6,150	2,825	1,216	1,033	113	103,303	52,030	51,273	17,061	30,658	23,917	1,268	8
66	7,542	3,944	1,571	632	247	168	9	25,077	24,064	1,013	707	203	6,128	1,239	9
1,835	6,688	4,570	2,277	1,129	539	495	57	33,730	18,901	14,829	6,613	7,095	8,011	1,362	10
7,191	8,248	4,187	1,733	854	366	328	46	29,684	7,681	21,983	7,014	13,569	6,632	1,285	11
21,038	6,347	1,836	530	199	60	36	1	12,950	1,037	11,913	2,471	8,656	2,696	1,094	12
	1,372	144	39	11	4	6		1,882	347	1,535	256	1,135	450	916	13
394,991	269,931	227,285	110,370	49,654	22,349	20,231	3,247	1,531,554	1,131,061	400,493	178,047	191,485	765,439	2,522	14
87,742	104,296	81,807	32,175	11,175	3,739	2,005	72	441,369	437,227	4,142	2,504	1,245	270,747	2,458	15
41,854	63,723	80,634	45,892	22,128	10,436	9,689	1,507	582,155	479,897	102,258	59,122	35,610	208,923	2,675	16
60,517	57,881	46,633	24,470	12,506	6,334	6,776	1,423	365,913	177,006	188,907	82,160	92,613	150,739	2,598	17
91,080	34,332	15,303	6,753	3,265	1,627	1,554	214	118,726	31,724	87,002	29,613	50,285	98,125	2,475	18
103,798	9,699	2,908	1,080	480	213	207	31	23,391	5,207	18,184	4,648	11,732	36,905	2,016	19
381,585	253,865	218,769	106,735	47,992	21,622	19,655	3,185	1,472,878	1,093,829	379,049	170,106	179,912	749,238	2,539	20
87,722	98,093	78,513	30,884	10,650	3,547	1,889	62	420,800	417,428	3,372	2,023	1,057	265,462	2,472	21
41,813	59,359	77,655	44,457	21,453	10,084	9,406	1,468	560,808	467,120	93,688	55,236	31,703	203,224	2,697	22
59,953	54,273	44,897	23,757	12,215	6,182	6,620	1,410	353,223	173,050	180,173	79,347	87,427	147,030	2,616	23
89,918	32,731	14,857	6,575	3,198	1,599	1,538	214	115,185	31,143	84,042	28,925	48,274	96,879	2,482	24
102,179	9,409	2,847	1,062	476	210	202	31	22,862	5,088	17,774	4,575	11,451	36,643	2,018	25
1,000	3,708	1,654	693	310	132	93	8	11,678	6,418	5,260	1,843	2,763	5,358	2,301	26
19	824	333	121	45	13	7	2	2,162	2,032	130	35	55	1,189	2,241	27
19	1,006	617	282	111	62	31	4	4,078	2,698	1,380	674	553	1,686	2,363	28
101	1,123	471	192	118	39	39	2	3,583	1,251	2,332	759	1,286	1,552	2,335	29
285	577	186	84	34	15	12		1,492	354	1,138	320	687	740	2,269	30
576	178	47	14	2	3	4		363	83	280	55	182	211	1,946	31
2,406	12,358	6,862	2,942	1,352	595	483	54	46,998	30,814	16,184	6,098	8,810	10,843	1,255	32
1	5,379	2,961	1,170	480	179	109	8	18,407	17,767	640	446	133	4,116	1,197	33
22	3,358	2,362	1,153	564	290	252	35	17,269	10,079	7,190	3,212	3,354	4,013	1,325	34
463	2,485	1,265	521	273	113	117	11	9,107	2,705	6,402	2,054	3,900	2,157	1,265	35
877	1,024	260	94	33	13	4		2,049	227	1,822	368	1,324	506	1,146	36
1,043	112	14	4	2		1		166	36	130	18	99	51	938	37
34,771	19,224	8,633	3,707	1,723	750	684	88	63,621	22,016	41,605	12,787	25,262	16,451	1,563	38
3	1,215	748	353	124	63	58	1	4,965	4,705	260	183	45	1,177	1,349	39
34	2,751	2,104	1,139	589	264	270	33	16,181	9,002	7,179	3,236	3,376	3,625	1,508	40
1,416	6,410	3,398	1,473	731	326	286	48	24,524	6,424	18,100	5,901	10,766	5,753	1,553	41
7,246	6,772	2,088	639	253	85	58	6	14,733	1,406	13,327	2,974	9,199	4,143	1,653	42
26,072	2,076	295	103	26	12	12		3,218	479	2,739	493	1,876	1,753	1,712	43
7,283	4,047	1,697	775	345	162	145	32	13,218	4,429	8,789	2,766	4,605	5,970	2,334	44
1	138	87	37	4		3		458	444	14	3	4	190	2,359	45
3	398	297	160	70	36	34	11	2,267	1,476	791	389	259	707	2,538	46
127	1,120	615	299	161	78	75	15	4,920	1,668	3,252	1,193	1,541	1,698	2,455	47
1,006	1,544	529	211	91	40	26	6	4,024	652	3,372	914	1,947	2,018	2,396	48
6,146	847	169	68	19	8	7		1,549	189	1,360	267	854	1,357	1,965	49
27,488	15,177	6,936	2,932	1,378	588	539	56	50,403	17,587	32,816	10,021	20,657	10,481	1,220	50
2	1,077	661	316	120	63	55	1	4,507	4,261	246	180	41	987	1,198	51
31	2,353	1,807	979	519	228	236	22	13,914	7,526	6,388	2,847	3,117	2,918	1,331	52
1,289	5,290	2,783	1,174	570	248	211	33	19,604	4,756	14,848	4,708	9,225	4,055	1,263	53
6,240	5,228	1,559	428	162	45	32		10,709	754	9,955	2,060	7,252	2,125	1,074	54
19,926	1,229	126	35	7	4	5		1,669	290	1,379	226	1,022	396	913	55
176	2,340	924	298	92	25	10	1	5,647	3,259	2,388	997	1,242	2,674	1,697	56
30	403	169	51	17	3	2		989	531	458	191	218	530	2,519	57
146	1,937	755	247	75	22	8	1	4,658	2,728	1,930	806	1,024	2,144	1,558	58
123	894	161	45	23	14	6	2	1,576	1,120	456	180	218	598	1,504	59
29	169	33	16	3	3	3		332	219	113	44	51	149	2,026	60
94	725	128	29	20	11	3	2	1,244	901	343	136	167	449	1,300	61

1. Voir dans l'Introduction les explications complètes concernant les types de famille.

TABLE 136. Families by marital status, sex and age of head, showing family size, composition and type, and median earnings of wage-earner family heads, for Canada and the provinces, 1951 - Continued

No.	Marital status, sex, and age of head — État matrimonial et sexe et âge du chef	Total	Persons in families — Nombre de personnes dans les familles	Average number of persons per family — Moyenne de per- sonnes par famille	Families by type <sup>1</sup>			Families with children by age of children			
					Familles selon le type <sup>1</sup>			Total	Familles avec enfants selon l'âge des enfants		
					Main- taining own house- hold — Main- tenant leur propre ménage	Not maintaining own household — Ne maintenant pas leur propre ménage			All under 14 — Tous enfants de moins de 14 ans	Under and over 14 — De moins et de plus de 14 ans	All over 14 — Tous enfants de plus de 14 ans
						Related — Parentes	Non- related — Non parentes				
<b>MANITOBA</b>											
1	All family heads - Tous chefs de famille .....	191,268	679,806	3.6	176,703	8,577	5,988	128,065	77,152	24,509	26,404
2	Male - Hommes .....	176,097	637,038	3.6	164,811	6,620	4,666	117,970	73,120	22,673	22,177
3	Under 35 years - Moins de 35 ans .....	47,216	160,331	3.4	40,970	3,717	2,529	34,957	34,543	323	91
4	35-44 years - ans .....	43,750	187,097	4.3	41,674	1,209	867	38,329	28,617	7,634	2,078
5	45-54 " " .....	33,296	137,823	4.1	32,426	391	479	26,504	7,565	10,569	8,370
6	55-64 " " .....	28,250	90,543	3.2	27,478	374	398	13,790	1,816	3,534	8,440
7	65 years and over - ans et plus .....	23,585	61,244	2.6	22,263	929	393	4,390	579	613	3,198
8	Female - Femmes .....	15,171	42,768	2.8	11,892	1,957	1,322	10,095	4,032	1,836	4,227
9	Under 35 years - Moins de 35 ans .....	2,540	7,280	2.9	1,092	942	506	2,540	2,386	113	41
10	35-44 years - ans .....	2,816	9,421	3.3	2,026	419	371	2,806	1,144	920	742
11	45-54 " " .....	2,802	8,505	3.0	2,390	192	220	2,504	287	635	1,582
12	55-64 " " .....	2,961	7,873	2.7	2,680	159	122	1,758	123	141	1,494
13	65 years and over - ans et plus .....	4,052	9,689	2.4	3,704	245	103	487	92	27	368
14	Married - Mariés .....	177,752	642,910	3.6	165,095	7,416	5,241	120,492	75,085	23,095	22,312
15	Under 35 years - Moins de 35 ans .....	48,865	165,166	3.4	41,637	4,393	2,835	36,606	36,102	396	108
16	35-44 years - ans .....	44,856	190,957	4.3	42,407	1,374	1,075	39,433	29,035	8,024	2,374
17	45-54 " " .....	33,669	138,895	4.1	32,686	431	552	26,813	7,609	10,617	8,587
18	55-64 " " .....	27,971	89,604	3.2	27,207	364	400	13,550	1,794	3,470	8,286
19	65 years and over - ans et plus .....	22,391	58,288	2.6	21,158	854	379	4,090	545	588	2,957
20	Husband and wife at home - Époux et épouse à la maison .....	172,140	626,145	3.6	161,385	6,255	4,500	115,491	72,405	22,221	20,865
21	Under 35 years - Moins de 35 ans .....	46,972	159,684	3.4	40,830	3,631	2,511	34,717	34,323	314	80
22	35-44 years - ans .....	43,289	185,672	4.3	41,330	1,118	841	37,869	28,373	7,535	1,961
23	45-54 " " .....	32,547	135,513	4.2	31,763	355	429	25,784	7,419	10,371	7,994
24	55-64 " " .....	27,329	87,939	3.2	26,653	322	354	13,132	1,756	3,422	7,954
25	65 years and over - ans et plus .....	22,003	57,337	2.6	20,809	829	365	3,989	534	579	2,876
26	Husband only at home - Époux seulement à la maison .....	1,054	2,944	2.8	832	140	82	867	345	143	379
27	Under 35 years - Moins de 35 ans .....	155	408	2.6	81	62	12	151	143	5	3
28	35-44 years - ans .....	224	682	3.0	159	48	17	223	115	43	65
29	45-54 " " .....	294	882	3.0	253	10	31	278	66	58	154
30	55-64 " " .....	220	577	2.6	191	12	17	155	16	28	111
31	65 years and over - ans et plus .....	161	395	2.5	148	8	5	60	5	9	46
32	Wife only at home - Épouse seulement à la maison .....	4,558	13,821	3.0	2,878	1,021	659	4,134	2,335	731	1,068
33	Under 35 years - Moins de 35 ans .....	1,738	5,074	2.9	726	700	312	1,738	1,636	77	25
34	35-44 years - ans .....	1,343	4,603	3.4	918	208	217	1,341	547	446	348
35	45-54 " " .....	828	2,500	3.0	670	66	92	751	124	188	439
36	55-64 " " .....	422	1,088	2.6	363	30	29	263	22	20	221
37	65 years and over - ans et plus .....	227	556	2.4	201	17	9	41	6	-	35
38	Widowed - Veufs ou veuves .....	12,385	34,022	2.7	10,965	944	476	6,493	1,441	1,287	3,765
39	Under 35 years - Moins de 35 ans .....	477	1,425	3.0	289	147	41	477	443	28	6
40	35-44 years - ans .....	1,311	4,478	3.4	1,048	179	84	1,304	539	457	308
41	45-54 " " .....	2,212	6,894	3.1	1,950	137	125	1,996	202	550	1,244
42	55-64 " " .....	3,171	8,654	2.7	2,899	163	109	1,944	133	201	1,610
43	65 years and over - ans et plus .....	5,214	12,571	2.4	4,779	318	117	772	124	51	597
44	Male - Hommes .....	2,702	7,471	2.8	2,438	199	65	1,431	299	290	842
45	Under 35 years - Moins de 35 ans .....	69	193	2.8	46	21	2	69	63	4	2
46	35-44 years - ans .....	172	586	3.4	143	26	3	172	93	50	29
47	45-54 " " .....	395	1,278	3.2	356	25	14	383	65	129	189
48	55-64 " " .....	673	1,965	2.9	613	37	23	479	40	83	356
49	65 years and over - ans et plus .....	1,393	3,449	2.5	1,280	90	23	328	38	24	266
50	Female - Femmes .....	9,683	26,551	2.7	8,527	745	411	5,062	1,142	997	2,923
51	Under 35 years - Moins de 35 ans .....	408	1,232	3.0	243	126	39	408	380	24	4
52	35-44 years - ans .....	1,139	3,892	3.4	905	153	81	1,132	446	407	279
53	45-54 " " .....	1,817	5,616	3.1	1,594	112	111	1,613	137	421	1,055
54	55-64 " " .....	2,498	6,689	2.7	2,286	126	86	1,465	93	118	1,254
55	65 years and over - ans et plus .....	3,821	9,122	2.4	3,499	228	94	444	86	27	331
56	Divorced - Divorcés .....	763	1,954	2.6	448	183	132	727	389	103	235
57	Male - Hommes .....	112	274	2.4	79	21	12	104	47	13	44
58	Female - Femmes .....	651	1,680	2.6	369	162	120	623	342	90	191
59	Single - Célibataires .....	368	920	2.5	195	34	139	353	237	24	92
60	Male - Hommes .....	89	204	2.3	77	5	7	77	24	6	47
61	Female - Femmes .....	279	716	2.6	118	29	132	276	213	18	45

1. See Introduction for full explanation of types of family.



TABLEAU 136. Familles selon l'état matrimonial, le sexe et l'âge du chef, importance numérique, composition et type de la famille et gain médian des chefs de famille de salariés, Canada et provinces, 1951 - suite

Familles by number of children at home Familles selon le nombre d'enfants à la maison								Children at home by age and activity Enfants à la maison selon l'âge et l'activité					Wage-earner families Familles de salariés		No
0	1	2	3	4	5	6-8	9+	Total	Under 14 years De moins de 14 ans	14-24 years 14-24 ans			Total	Median earnings of head Gain médian du chef	
											Total	At school A l'école	In labour force Figurant à la main-d'oeuvre		
63,203	46,839	40,513	20,682	9,702	4,754	4,698	877	292,329	210,632	81,697	35,392	37,067	100,855	2,291	1
58,127	41,685	37,846	19,518	9,141	4,491	4,437	852	272,827	200,234	72,593	32,117	32,093	97,303	2,319	2
12,259	15,088	12,475	4,853	1,656	563	317	5	66,118	65,637	481	269	135	33,095	2,239	3
5,421	9,198	13,253	7,922	3,851	1,931	1,837	337	100,012	85,817	14,195	8,747	3,878	26,309	2,429	4
6,792	8,050	7,693	4,593	2,608	1,414	1,730	416	70,451	37,671	32,780	14,720	14,398	18,638	2,399	5
14,460	6,591	3,484	1,771	880	504	478	82	28,874	9,238	19,636	6,888	10,385	14,792	2,347	6
19,195	2,758	941	379	146	79	75	12	7,372	1,871	5,501	1,493	3,297	4,469	1,748	7
5,076	5,154	2,667	1,164	561	263	261	25	19,502	10,398	9,104	3,275	4,974	3,552	1,117	8
-	1,287	705	328	112	65	40	3	4,739	4,554	185	132	39	980	1,084	9
10	1,036	856	397	247	108	149	13	6,579	3,974	2,605	1,266	1,100	1,279	1,164	10
298	1,233	663	317	151	65	66	9	4,966	1,381	3,585	1,274	2,007	883	1,155	11
1,203	1,193	379	113	46	21	6	-	2,618	333	2,285	488	1,562	366	968	12
3,565	405	64	9	5	4	-	-	600	156	444	115	266	44	889	13
57,260	42,667	38,631	19,910	9,327	4,575	4,526	856	278,347	204,908	73,439	32,659	32,548	97,980	2,307	14
12,259	15,864	12,959	5,088	1,732	613	343	7	69,304	68,712	592	346	163	33,629	2,227	15
5,423	9,553	13,605	8,092	3,956	1,975	1,909	343	102,759	87,487	15,272	9,269	4,365	26,781	2,411	16
6,856	8,224	7,754	4,639	2,625	1,418	1,737	416	71,022	37,830	33,192	14,850	14,718	18,689	2,388	17
14,421	6,486	3,422	1,734	873	493	464	78	28,323	9,081	19,242	6,774	10,228	14,561	2,346	18
18,301	2,540	891	357	141	76	73	12	6,939	1,798	5,141	1,420	3,074	4,320	1,747	19
56,649	40,317	37,254	19,239	9,019	4,437	4,385	840	268,220	198,243	69,977	31,239	30,863	95,958	2,321	20
12,255	14,948	12,412	4,830	1,644	562	316	5	65,723	65,264	459	261	129	32,953	2,239	21
5,420	8,976	13,142	7,858	3,820	1,916	1,824	333	99,053	85,152	13,901	8,592	3,798	26,052	2,431	22
6,763	7,726	7,489	4,491	2,558	1,394	1,714	412	68,968	37,104	31,864	14,361	14,017	18,259	2,403	23
14,197	6,200	3,339	1,708	858	490	459	78	27,682	8,952	18,730	6,630	9,919	14,397	2,351	24
18,014	2,467	872	352	139	75	72	12	6,794	1,771	5,023	1,395	3,000	4,297	1,748	25
187	467	219	105	44	14	14	4	1,607	862	745	282	325	494	2,130	26
4	87	40	18	5	1	-	-	246	237	9	3	1	100	2,065	27
1	111	53	32	14	5	6	2	454	312	142	74	45	125	2,235	28
16	130	82	37	17	6	4	2	554	227	327	127	140	155	2,122	29
65	100	31	13	7	1	3	-	258	68	190	60	95	95	2,200	30
101	39	13	5	1	1	1	-	95	18	77	18	44	19	1,500	31
424	1,883	1,158	566	264	124	127	12	8,520	5,803	2,717	1,138	1,360	1,528	1,063	32
-	829	507	240	83	50	27	2	3,335	3,211	124	82	33	576	1,030	33
2	466	410	202	122	54	79	8	3,252	2,023	1,229	603	522	604	1,118	34
77	368	183	111	50	18	19	2	1,500	499	1,001	362	561	275	1,037	35
159	186	52	13	8	2	-	-	383	61	322	84	214	69	923	36
186	34	6	-	1	-	-	-	50	9	41	7	30	4	--	37
5,892	3,469	1,630	696	349	168	160	21	12,311	4,630	7,681	2,463	4,260	2,202	1,352	38
7	226	138	59	28	12	13	1	947	907	40	28	6	192	1,188	39
-	452	390	202	129	57	67	7	3,149	1,895	1,254	606	499	546	1,286	40
216	924	558	258	129	60	58	9	4,101	1,132	2,969	1,061	1,584	707	1,291	41
1,227	1,256	433	146	53	32	20	4	3,099	470	2,629	585	1,691	567	1,506	42
4,442	611	111	31	10	7	2	-	1,015	226	789	183	480	190	1,500	43
1,271	767	344	163	71	40	38	8	2,747	1,013	1,734	531	849	736	2,165	44
-	37	20	5	6	-	1	-	123	116	7	3	1	25	1,750	45
-	62	50	27	14	10	7	2	413	297	116	62	22	89	2,208	46
12	154	111	60	30	14	12	2	840	308	532	204	220	189	2,310	47
194	272	110	49	15	13	16	4	904	213	691	187	360	283	2,215	48
1,065	242	53	22	6	3	2	-	467	79	388	75	246	150	1,783	49
4,621	2,702	1,286	533	278	128	122	13	9,564	3,617	5,947	1,932	3,411	1,466	1,122	50
-	189	118	54	22	12	12	1	824	791	33	25	5	167	1,158	51
7	390	340	175	115	47	60	5	2,736	1,598	1,138	544	477	457	1,173	52
204	770	447	198	99	46	46	7	3,261	824	2,437	857	1,364	518	1,163	53
1,033	984	323	97	38	19	4	-	2,195	257	1,938	398	1,331	284	970	54
3,377	369	58	9	4	4	-	-	548	147	401	108	234	40	833	55
36	446	199	52	17	7	6	-	1,140	705	435	205	202	523	1,394	56
8	72	19	8	5	-	-	-	154	78	76	41	29	82	2,315	57
28	374	180	44	12	7	6	-	986	627	359	164	173	441	1,304	58
15	257	53	24	9	4	6	-	531	389	142	65	57	-150	1,000	59
12	62	10	3	2	-	-	-	99	38	61	24	27	33	1,900	60
3	195	43	21	7	4	6	-	432	351	81	41	30	117	845	61

1. Voir dans l'Introduction les explications complètes concernant les types de famille.

TABLE 136. Families by marital status, sex and age of head, showing family size, composition and type, and median earnings of wage-earner family heads, for Canada and the provinces, 1951 - Continued

No.	Marital status, sex, and age of head Etat matrimonial et sexe et âge du chef	Total	Persons in families — Nombre de personnes dans les familles	Average number of persons per family — Moyenne de per- sonnes par famille	Families by type <sup>1</sup>			Families with children by age of children — Familles avec enfants selon l'âge des enfants			
					Families selon le type <sup>1</sup>			Total	All under 14 — Tous enfants de moins de 14 ans	Under and over 14 — De moins et de plus de 14 ans	All over 14 — Tous enfants de plus de 14 ans
					Main- taining own house- hold — Main- tenant leur propre ménage	Not maintaining own household — Ne maintenant pas leur propre ménage					
						Related — Parentes	Non- related — Non parentes				
<b>SASKATCHEWAN</b>											
1	All family heads - Tous chefs de famille ....	196,188	731,773	3.7	186,063	6,543	3,582	136,721	79,562	30,752	26,407
2	Male - Hommes .....	182,386	691,131	3.8	174,730	5,072	2,584	127,193	75,945	28,602	22,646
3	Under 35 years - Moins de 35 ans .....	46,940	162,655	3.5	42,348	3,058	1,534	35,670	35,324	296	50
4	35-44 years - ans .....	44,758	202,859	4.5	43,523	827	408	40,468	29,504	9,153	1,811
5	45-54 " " .....	34,258	152,885	4.5	33,718	276	264	28,593	8,159	12,955	7,479
6	55-64 " " .....	30,598	104,372	3.4	30,166	230	202	16,869	2,249	5,216	9,404
7	65 years and over - ans et plus .....	25,832	68,360	2.6	24,975	681	176	5,593	709	982	3,902
8	Female - Femmes .....	13,802	40,642	2.9	11,333	1,471	998	9,528	3,617	2,150	3,761
9	Under 35 years - Moins de 35 ans .....	2,229	6,523	2.9	1,021	776	432	2,228	2,103	97	28
10	35-44 years - ans .....	2,526	8,975	3.6	1,976	252	298	2,520	954	992	574
11	45-54 " " .....	2,726	9,041	3.3	2,433	135	158	2,522	319	843	1,360
12	55-64 " " .....	2,810	7,716	2.7	2,615	127	68	1,767	126	192	1,449
13	65 years and over - ans et plus .....	3,511	8,387	2.4	3,288	181	42	491	115	26	350
14	Married - Mariés .....	183,271	694,757	3.8	174,534	5,693	3,044	128,964	77,524	28,971	22,469
15	Under 35 years - Moins de 35 ans .....	48,279	166,618	3.5	42,890	3,612	1,777	37,009	36,598	349	62
16	35-44 years - ans .....	45,670	206,203	4.5	44,181	926	563	41,377	29,840	9,546	1,991
17	45-54 " " .....	34,557	153,731	4.4	33,927	309	321	28,850	8,192	13,032	7,626
18	55-64 " " .....	30,172	102,959	3.4	29,718	238	216	16,503	2,228	5,107	9,168
19	65 years and over - ans et plus .....	24,593	65,246	2.7	23,818	608	167	5,225	666	937	3,622
20	Husband and wife at home - Époux et épouse à la maison .....	177,988	678,606	3.8	170,730	4,771	2,487	124,235	75,184	27,987	21,064
21	Under 35 years - Moins de 35 ans .....	46,727	162,084	3.5	42,230	2,975	1,522	35,462	35,125	288	49
22	35-44 years - ans .....	44,267	201,291	4.5	43,110	764	393	39,980	29,251	9,036	1,693
23	45-54 " " .....	33,415	150,131	4.5	32,942	241	232	27,779	7,998	12,700	7,081
24	55-64 " " .....	29,402	100,875	3.4	29,023	199	180	15,929	2,166	5,035	8,728
25	65 years and over - ans et plus .....	24,177	64,225	2.7	23,425	592	160	5,085	644	928	3,513
26	Husband only at home - Époux seulement à la maison .....	1,237	3,462	2.8	1,063	120	54	1,023	341	175	507
27	Under 35 years - Moins de 35 ans .....	116	308	2.7	55	51	10	111	106	4	1
28	35-44 years - ans .....	206	626	3.0	165	32	9	203	113	38	52
29	45-54 " " .....	337	1,008	3.0	307	14	16	320	74	82	164
30	55-64 " " .....	362	974	2.7	331	14	17	294	34	43	217
31	65 years and over - ans et plus .....	216	546	2.5	205	9	2	95	14	8	73
32	Wife only at home - Épouse seulement à la maison .....	4,046	12,689	3.1	2,741	802	503	3,706	1,999	809	898
33	Under 35 years - Moins de 35 ans .....	1,436	4,226	2.9	605	586	245	1,436	1,367	57	12
34	35-44 years - ans .....	1,197	4,286	3.6	906	130	161	1,194	476	472	246
35	45-54 " " .....	805	2,592	3.2	678	54	73	751	120	250	381
36	55-64 " " .....	408	1,110	2.7	364	25	19	280	28	29	223
37	65 years and over - ans et plus .....	200	475	2.4	188	7	5	45	8	1	36
38	Widowed - Veufs ou veuves .....	11,965	34,458	2.9	10,954	697	314	6,834	1,434	1,671	3,729
39	Under 35 years - Moins de 35 ans .....	482	1,505	3.1	317	126	39	482	438	37	7
40	35-44 years - ans .....	1,289	4,694	3.6	1,099	108	82	1,286	450	530	306
41	45-54 " " .....	2,299	7,858	3.4	2,114	95	90	2,141	249	743	1,149
42	55-64 " " .....	3,174	8,961	2.8	3,006	116	52	2,081	141	290	1,650
43	65 years and over - ans et plus .....	4,721	11,440	2.4	4,418	252	51	844	156	71	617
44	Male - Hommes .....	2,954	8,519	2.9	2,759	159	36	1,739	329	410	1,000
45	Under 35 years - Moins de 35 ans .....	63	177	2.8	39	23	1	63	61	2	—
46	35-44 years - ans .....	218	761	3.5	190	25	3	218	105	66	47
47	45-54 " " .....	458	1,628	3.6	427	18	13	446	68	167	211
48	55-64 " " .....	795	2,405	3.0	775	15	5	612	45	129	438
49	65 years and over - ans et plus .....	1,420	3,548	2.5	1,328	78	14	400	50	46	304
50	Female - Femmes .....	9,011	25,939	2.9	8,195	538	278	5,095	1,105	1,261	2,729
51	Under 35 years - Moins de 35 ans .....	419	1,328	3.2	278	103	38	419	377	35	7
52	35-44 years - ans .....	1,071	3,933	3.7	909	83	79	1,068	345	464	259
53	45-54 " " .....	1,841	6,230	3.4	1,687	77	77	1,695	181	576	938
54	55-64 " " .....	2,379	6,556	2.8	2,231	101	47	1,469	96	161	1,212
55	65 years and over - ans et plus .....	3,301	7,892	2.4	3,090	174	37	444	106	25	313
56	Divorced - Divorcés .....	536	1,496	2.8	337	122	77	519	299	86	134
57	Male - Hommes .....	119	334	2.8	96	18	5	112	55	23	34
58	Female - Femmes .....	417	1,162	2.8	241	104	72	407	244	63	100
59	Single - Célibataires .....	416	1,062	2.6	238	31	147	404	305	24	75
60	Male - Hommes .....	88	210	2.4	82	4	2	84	36	7	41
61	Female - Femmes .....	328	852	2.6	156	27	145	320	269	17	34

1. See Introduction for full explanation of types of family.  
2. Median earnings of head less than \$500.

**TABLEAU 136. Familles selon l'état matrimonial, le sexe et l'âge du chef, importance numérique, composition et type de la famille et gain médian des chefs de famille de salariés, Canada et provinces, 1951 - suite**

Families by number of children at home Familles selon le nombre d'enfants à la maison								Children at home by age and activity Enfants à la maison selon l'âge et l'activité					Wage-earner families Familles de salariés		No
0	1	2	3	4	5	6-8	9+	Total	Under 14 years De moins de 14 ans	14-24 years 14-24 ans			Total	Median earnings of head Gain médian du chef	
										Total	At school À l'école	In labour force Figurant à la main-d'œuvre			
59,467	44,841	41,448	24,142	12,478	6,400	6,339	1,073	334,653	239,914	94,739	46,995	36,019	65,124	2,160	1
55,193	40,376	39,010	22,792	11,875	6,070	6,023	1,047	314,880	229,369	85,517	43,021	31,864	62,573	2,191	2
11,270	14,703	12,897	5,262	1,815	673	313	7	68,982	68,588	394	269	69	22,237	2,109	3
4,290	7,973	13,011	9,116	5,086	2,481	2,420	381	113,802	97,320	16,482	11,309	3,430	16,438	2,298	4
5,665	7,066	7,710	5,494	3,380	2,008	2,426	509	83,777	47,176	36,601	18,791	13,363	11,883	2,292	5
13,729	7,326	4,135	2,407	1,345	775	749	132	38,363	13,562	24,801	10,285	11,215	9,244	2,238	6
20,239	3,308	1,257	513	249	133	115	18	9,962	2,723	7,239	2,367	3,787	2,771	1,471	7
4,274	4,465	2,438	1,350	603	330	316	26	19,767	10,545	9,222	3,974	4,155	2,551	1,057	8
1	1,079	611	323	117	57	39	2	4,292	4,143	149	121	16	827	855	9
6	799	721	443	263	117	162	15	6,418	3,898	2,520	1,485	794	962	1,135	10
204	1,056	634	421	171	129	104	7	5,657	1,918	3,739	1,569	1,745	559	1,157	11
1,043	1,115	421	147	48	23	11	2	2,798	410	2,388	672	1,380	172	1,163	12
3,020	416	51	16	4	4	-	-	602	176	426	127	220	31	500	13
54,307	40,976	39,584	23,104	12,016	6,147	6,088	1,049	318,948	233,240	85,708	43,508	31,873	63,261	2,177	14
11,270	15,329	13,281	5,453	1,891	708	339	8	71,606	71,134	472	330	77	22,699	2,093	15
4,293	8,227	13,292	9,264	5,183	2,534	2,490	387	116,224	98,849	17,375	11,879	3,704	16,821	2,276	16
5,707	7,199	7,766	5,548	3,391	2,019	2,420	507	84,218	47,334	36,884	18,975	13,540	11,935	2,281	17
13,669	7,158	4,068	2,348	1,313	760	727	129	37,506	13,321	24,185	10,071	10,986	9,095	2,237	18
19,368	3,063	1,177	491	238	126	112	18	9,394	2,602	6,792	2,253	3,566	2,711	1,473	19
53,753	38,823	38,322	22,463	11,676	5,982	5,930	1,039	309,053	226,942	82,111	41,774	30,395	61,651	2,195	20
11,265	14,584	12,842	5,244	1,803	670	312	7	68,630	68,249	381	261	68	22,142	2,110	21
4,287	7,767	12,884	9,046	5,036	2,464	2,402	381	112,731	90,584	16,147	11,132	3,345	16,270	2,300	22
5,636	6,716	7,499	5,388	3,313	1,974	2,385	504	81,934	46,432	35,502	18,356	12,924	11,603	2,299	23
13,473	6,800	3,937	2,301	1,291	751	720	129	36,567	13,127	23,440	9,807	10,591	8,949	2,245	24
19,092	2,956	1,160	484	233	123	111	18	9,191	2,550	6,641	2,218	3,467	2,687	1,474	25
214	566	244	91	71	27	24	-	1,897	917	980	387	459	400	1,854	26
5	65	29	7	8	2	-	-	186	179	7	3	1	67	1,944	27
3	96	52	24	19	6	6	-	416	301	115	67	34	83	1,971	28
17	152	89	33	25	11	10	-	646	272	374	151	168	123	1,889	29
68	186	60	22	14	5	7	-	498	123	375	142	184	104	1,842	30
121	67	14	5	5	3	1	-	151	42	109	24	72	23	1,500	31
340	1,587	1,018	550	269	138	134	10	7,998	5,381	2,617	1,347	1,019	1,210	1,028	32
-	680	410	202	80	36	27	1	2,790	2,706	84	66	8	490	882	33
3	364	356	194	128	64	82	6	3,077	1,964	1,113	680	325	468	1,100	34
54	331	178	127	53	34	25	3	1,638	630	1,008	468	448	209	1,078	35
128	172	71	25	8	4	-	-	441	71	370	122	211	42	1,154	36
155	40	3	2	-	-	-	-	52	10	42	11	27	1	-	37
5,131	3,309	1,658	945	419	243	236	24	14,140	5,522	8,618	3,265	3,992	1,389	1,331	38
-	196	134	94	29	19	9	1	1,023	970	53	43	7	141	903	39
3	368	364	258	146	59	82	9	3,386	1,965	1,421	796	451	401	1,231	40
158	846	553	353	154	117	109	9	5,012	1,671	3,341	1,327	1,519	451	1,378	41
1,093	1,253	476	202	75	37	33	5	3,564	621	2,943	860	1,582	308	1,688	42
3,877	646	131	38	15	11	3	-	1,155	295	860	239	433	88	1,000	43
1,215	862	405	222	115	59	68	8	3,617	1,325	2,292	801	948	442	1,934	44
-	29	20	11	3	-	-	-	114	111	3	2	-	14	2,250	45
-	72	59	38	26	11	12	-	541	359	182	87	41	51	1,893	46
12	164	114	69	40	23	31	5	1,127	439	688	269	250	136	2,031	47
183	325	129	80	35	18	22	3	1,228	286	942	320	417	182	2,061	48
1,020	272	83	24	11	7	3	-	607	130	477	123	240	59	1,333	49
3,916	2,447	1,253	723	304	184	168	16	10,523	4,197	6,326	2,464	3,044	947	1,106	50
-	167	114	83	26	19	9	1	909	859	50	41	7	127	843	51
3	296	305	220	120	48	70	9	2,845	1,606	1,239	709	410	350	1,142	52
146	682	439	284	114	94	78	4	3,885	1,232	2,653	1,058	1,269	315	1,194	53
910	928	347	122	40	19	11	2	2,336	335	2,001	540	1,165	126	1,204	54
2,857	374	48	14	4	4	-	-	548	165	383	116	193	29	500	55
17	274	137	67	29	4	8	-	937	639	298	166	111	315	1,456	56
7	55	32	14	11	-	-	-	205	126	79	36	36	62	2,250	57
10	219	105	53	18	4	8	-	732	513	219	130	75	253	1,306	58
12	282	69	26	14	6	7	-	628	513	115	56	43	159	2	59
4	70	7	2	2	2	1	-	114	59	55	23	26	18	1,250	60
8	212	62	24	12	4	6	-	514	454	60	33	17	141	2	61

1. Voir dans l'introduction les explications complètes concernant les types de famille.

2. Gain médian du chef, moins de \$500.

TABLE 136. Families by marital status, sex and age of head, showing family size, composition and type, and median earnings of wage-earner family heads, for Canada and the provinces, 1951 - Continued

No.	Marital status, sex, and age of head — Etat matrimonial et sexe et âge du chef	Total	Persons in families — Nombre de personnes dans les familles	Average number of persons per family — Moyenne de per- sonnes par famille	Families by type <sup>1</sup>			Families with children by age of children — Familles avec enfants selon l'âge des enfants			
					Families selon le type <sup>1</sup>			Total	All under 14 — Tous enfants de moins de 14 ans	Under and over 14 — De moins et de plus de 14 ans	All over 14 — Tous enfants de plus de 14 ans
					Main- taining own house- hold — Main- tenant leur propre ménage	Not maintaining own household — Ne maintenant pas leur propre ménage					
						Related — Parentes	Non- related — Non parentes				
<b>ALBERTA</b>											
1	All family heads - Tous chefs de famille .....	223,326	816,050	3.7	209,226	8,443	5,657	157,158	96,513	31,582	29,063
2	Male - Hommes .....	207,978	772,069	3.7	196,970	6,603	4,405	146,010	91,871	29,453	24,686
3	Under 35 years - Moins de 35 ans .....	60,395	208,289	3.4	54,045	3,849	2,501	45,534	45,040	372	122
4	35-44 years - ans .....	52,517	231,001	4.4	50,571	1,074	872	46,952	34,377	10,077	2,498
5	45-54 " " .....	40,426	171,034	4.2	39,500	450	476	32,705	9,464	13,719	9,522
6	55-64 " " .....	30,644	99,960	3.3	29,945	396	303	15,938	2,310	4,481	9,147
7	65 years and over - ans et plus .....	23,996	61,785	2.6	22,909	834	253	4,881	680	804	3,397
8	Female - Femmes .....	15,348	43,981	2.9	12,256	1,840	1,252	11,148	4,642	2,129	4,377
9	Under 35 years - Moins de 35 ans .....	2,976	8,514	2.9	1,379	1,025	572	2,976	2,805	179	48
10	35-44 years - ans .....	3,081	10,421	3.4	2,378	363	340	3,089	1,195	1,023	851
11	45-54 " " .....	3,051	9,635	3.2	2,700	142	209	2,802	392	808	1,602
12	55-64 " " .....	2,907	7,650	2.6	2,674	153	80	1,775	128	147	1,500
13	65 years and over - ans et plus .....	3,333	7,761	2.3	3,125	157	51	526	122	28	376
14	Married - Mariés .....	209,783	778,252	3.7	197,396	7,378	5,009	148,564	93,999	29,862	24,703
15	Under 35 years - Moins de 35 ans .....	62,228	213,587	3.4	54,787	4,577	2,884	47,367	46,781	440	146
16	35-44 years - ans .....	53,593	234,681	4.4	51,338	1,193	1,062	48,023	34,791	10,449	2,783
17	45-54 " " .....	40,722	171,876	4.2	39,726	465	531	32,949	9,491	13,791	9,667
18	55-64 " " .....	30,316	98,948	3.3	29,616	396	304	15,648	2,287	4,408	8,953
19	65 years and over - ans et plus .....	22,924	59,160	2.6	21,929	747	248	4,577	649	774	3,154
20	Husband and wife at home - Époux et épou- se à la maison .....	203,278	758,988	3.7	192,877	6,208	4,193	142,653	90,930	28,795	22,928
21	Under 35 years - Moins de 35 ans .....	60,130	207,570	3.5	53,880	3,765	2,485	45,270	44,795	366	109
22	35-44 years - ans .....	51,895	229,057	4.4	50,085	982	828	46,331	34,050	9,933	2,348
23	45-54 " " .....	39,301	167,594	4.3	38,523	385	393	31,613	9,243	13,414	8,956
24	55-64 " " .....	29,485	96,684	3.3	28,872	351	262	15,021	2,217	4,324	8,480
25	65 years and over - ans et plus .....	22,467	58,083	2.6	21,517	725	225	4,418	625	758	3,035
26	Husband only at home - Époux seulement à la maison .....	1,477	4,151	2.8	1,203	155	119	1,300	461	219	620
27	Under 35 years - Moins de 35 ans .....	171	476	2.8	97	62	12	170	157	1	12
28	35-44 years - ans .....	284	844	3.0	212	43	29	284	159	53	72
29	45-54 " " .....	470	1,367	2.9	391	32	47	455	98	107	250
30	55-64 " " .....	339	941	2.8	311	10	18	286	35	48	203
31	65 years and over - ans et plus .....	213	523	2.5	192	8	13	105	12	10	83
32	Wife only at home - Épouse seulement à la maison .....	5,028	15,113	3.0	3,316	1,015	697	4,611	2,608	848	1,155
33	Under 35 years - Moins de 35 ans .....	1,927	5,541	2.9	810	750	367	1,927	1,829	73	25
34	35-44 years - ans .....	1,414	4,780	3.4	1,041	168	205	1,408	578	463	363
35	45-54 " " .....	951	2,915	3.1	812	48	91	881	150	270	461
36	55-64 " " .....	492	1,323	2.7	433	35	24	341	35	36	270
37	65 years and over - ans et plus .....	244	554	2.3	220	14	10	54	12	6	36
38	Widowed - Veufs ou veuves .....	12,083	33,963	2.8	10,914	791	378	7,188	1,690	1,551	3,947
39	Under 35 years - Moins de 35 ans .....	572	1,743	3.0	379	140	53	572	519	40	13
40	35-44 years - ans .....	1,498	5,342	3.6	1,270	152	76	1,492	578	539	375
41	45-54 " " .....	2,507	8,152	3.3	2,277	108	122	2,321	307	702	1,312
42	55-64 " " .....	3,142	8,437	2.7	2,921	149	72	1,992	137	214	1,641
43	65 years and over - ans et plus .....	4,364	10,289	2.4	4,067	242	55	811	149	56	606
44	Male - Hommes .....	2,895	8,078	2.8	2,613	207	75	1,748	359	394	995
45	Under 35 years - Moins de 35 ans .....	61	165	2.7	45	15	1	61	56	5	—
46	35-44 years - ans .....	232	798	3.4	190	32	10	231	124	67	40
47	45-54 " " .....	545	1,790	3.3	492	25	28	529	90	183	258
48	55-64 " " .....	2,211	7,13	2.9	713	34	21	582	49	104	429
49	65 years and over - ans et plus .....	1,289	3,114	2.4	1,173	101	15	345	40	35	270
50	Female - Femmes .....	9,188	25,885	2.8	8,301	584	303	5,440	1,331	1,157	2,952
51	Under 35 years - Moins de 35 ans .....	511	1,578	3.1	334	125	52	511	463	35	13
52	35-44 years - ans .....	1,266	4,544	3.6	1,080	120	66	1,261	454	472	335
53	45-54 " " .....	1,962	6,362	3.2	1,785	83	94	1,792	217	519	1,056
54	55-64 " " .....	2,374	6,226	2.6	2,208	115	51	1,410	88	110	1,212
55	65 years and over - ans et plus .....	3,075	7,175	2.3	2,894	141	40	466	109	21	336
56	Divorced - Divorcés .....	1,069	2,840	2.7	668	252	149	1,029	549	146	334
57	Male - Hommes .....	238	645	2.7	190	33	15	227	88	40	99
58	Female - Femmes .....	831	2,195	2.6	478	219	134	802	461	106	235
59	Single - Célibataires .....	391	995	2.5	248	22	121	377	275	23	79
60	Male - Hommes .....	90	207	2.3	87	—	3	82	33	5	44
61	Female - Femmes .....	301	788	2.6	161	22	118	295	242	18	35

1. See Introduction for full explanation of types of family.

**TABLEAU 136. Familles selon l'état matrimonial, le sexe et l'âge du chef, importance numérique, composition et type de la famille et gain médian des chefs de famille de salariés, Canada et provinces, 1951 - suite**

Familles by number of children at home Familles selon le nombre d'enfants à la maison								Children at home by age and activity Enfants à la maison selon l'âge et l'activité					Wage-earner families Familles de salariés		No
0	1	2	3	4	5	6-8	9+	Total	Under 14 years De moins de 14 ans	14-24 years 14-24 ans			Total	Median earnings of head Gain médian du chef	
										Total	At school A l'école	In labour force Figurant à la main-d'œuvre			\$
66,168	53,378	49,733	27,211	13,476	6,543	5,891	926	369,083	270,697	98,386	50,025	38,179	107,042	2,346	1
61,968	47,896	46,797	25,775	12,804	6,240	5,596	902	347,046	258,566	88,480	45,852	33,356	103,372	2,372	2
14,861	18,739	16,636	6,587	2,397	827	338	12	87,754	87,192	562	369	118	39,717	2,320	3
5,565	9,871	15,776	10,538	5,525	2,602	2,317	323	126,546	107,937	18,609	12,917	4,109	28,111	2,495	4
7,721	9,002	9,272	6,075	3,597	2,101	2,206	452	89,817	49,304	40,513	20,985	15,251	18,921	2,421	5
14,706	7,339	4,058	2,121	1,081	596	644	99	34,345	11,752	22,593	9,477	10,581	12,798	2,343	6
19,115	2,945	1,055	454	204	114	93	16	8,584	2,381	6,203	2,104	3,297	3,825	1,787	7
4,200	5,482	2,936	1,436	672	303	295	24	22,037	12,131	9,906	4,173	4,823	3,670	1,118	8
—	1,459	885	382	155	51	43	1	5,538	5,344	194	144	37	1,205	969	9
12	1,085	891	513	288	137	140	15	7,313	4,360	2,953	1,610	1,091	1,381	1,220	10
249	1,282	748	394	177	93	100	8	5,875	1,860	4,015	1,655	2,027	767	1,177	11
1,132	1,212	353	133	45	21	11	—	2,668	370	2,298	631	1,410	272	1,100	12
2,807	444	59	14	7	1	1	—	643	197	446	133	258	45	1,737	13
61,219	48,924	47,612	26,160	12,997	6,300	5,662	909	352,443	263,419	89,024	46,342	33,610	104,200	2,361	14
14,861	19,591	17,215	6,830	2,504	854	361	12	91,219	90,554	665	451	135	40,392	2,307	15
5,570	10,243	16,086	10,715	5,629	2,655	2,364	331	129,140	109,521	19,619	13,458	4,523	28,577	2,477	16
7,773	9,152	9,318	6,096	3,616	2,100	2,215	452	90,256	49,425	40,831	21,152	15,490	18,901	2,412	17
14,668	7,207	3,991	2,084	1,056	581	631	98	33,702	11,614	22,088	9,288	10,368	12,615	2,342	18
18,347	2,731	1,002	435	192	110	91	16	8,126	2,305	5,821	1,993	3,094	3,715	1,790	19
60,625	46,131	45,967	25,367	12,629	6,141	5,519	899	340,683	255,849	84,834	44,440	31,729	101,859	2,375	20
14,860	18,596	16,558	6,563	2,383	823	335	12	87,301	86,760	541	364	113	39,573	2,321	21
5,564	9,624	15,577	10,448	5,483	2,575	2,301	323	125,226	107,030	18,196	12,668	4,001	27,784	2,498	22
7,688	8,479	9,003	5,904	3,538	2,069	2,170	450	87,594	48,419	39,175	20,449	14,674	18,405	2,427	23
14,464	6,813	3,859	2,027	1,034	567	623	98	32,667	11,389	21,278	9,014	9,946	12,424	2,348	24
18,049	2,619	970	425	191	107	90	16	7,895	2,251	5,644	1,945	2,995	3,673	1,796	25
177	697	315	168	65	33	22	—	2,394	1,183	1,211	510	543	648	2,052	26
1	87	51	17	12	2	1	—	304	289	15	2	4	103	2,016	27
—	130	80	44	17	9	4	—	560	391	169	99	50	162	2,105	28
15	243	98	68	24	11	11	—	865	352	513	221	235	223	2,104	29
53	168	62	32	11	8	5	—	502	119	383	153	180	125	2,060	30
108	69	24	7	1	3	1	—	163	32	131	35	74	35	1,429	31
417	2,096	1,330	625	303	126	121	10	9,366	6,387	2,979	1,392	1,338	1,693	1,030	32
—	908	606	250	109	29	25	—	3,614	3,505	109	85	18	716	884	33
6	489	429	223	129	71	59	8	3,354	2,100	1,254	691	472	631	1,143	34
70	430	217	124	54	20	34	2	1,797	654	1,143	482	581	273	1,150	35
151	226	70	25	11	6	3	—	533	106	427	121	242	66	1,067	36
190	43	8	3	—	—	—	—	68	22	46	13	25	7	—	37
4,895	3,604	1,776	919	426	228	218	17	14,347	5,746	8,601	3,294	4,263	2,023	1,431	38
—	245	178	87	29	16	16	1	1,171	1,111	60	38	13	200	1,045	39
6	447	432	280	158	81	87	7	3,829	2,278	1,551	831	547	583	1,354	40
186	973	655	355	150	92	88	8	5,068	1,614	3,454	1,384	1,674	661	1,500	41
1,150	1,293	403	166	70	35	24	1	3,209	480	2,729	807	1,575	428	1,750	42
3,553	646	108	31	19	4	3	—	1,070	263	807	234	454	151	1,404	43
1,147	882	428	220	100	63	52	3	3,476	1,273	2,203	788	995	703	2,174	44
—	33	19	5	2	2	—	—	104	99	5	2	1	24	2,125	45
1	72	76	36	19	17	11	—	564	397	167	95	39	99	2,283	46
16	206	149	97	31	21	23	2	1,194	461	733	273	307	235	2,254	47
186	322	127	60	36	20	16	1	1,109	223	886	301	426	232	2,220	48
944	249	57	22	12	3	2	—	505	93	412	117	222	113	1,639	49
3,748	2,722	1,348	699	326	165	166	14	10,871	4,473	6,398	2,506	3,268	1,320	1,147	50
—	212	159	82	27	14	16	1	1,067	1,012	55	36	12	176	965	51
5	375	356	244	139	64	76	7	3,265	1,881	1,384	736	508	484	1,226	52
170	767	506	258	119	71	65	6	3,874	1,153	2,721	1,111	1,367	426	1,167	53
964	971	276	106	34	15	8	—	2,100	257	1,843	506	1,149	196	1,122	54
2,609	397	51	9	7	1	1	—	565	170	395	117	232	38	750	55
40	588	280	104	40	11	6	—	1,713	1,071	642	337	269	676	1,477	56
11	120	75	16	10	3	3	—	391	210	181	91	72	141	2,309	57
29	468	205	88	30	8	3	—	1,322	861	461	246	197	535	1,319	58
14	262	65	28	13	4	5	—	580	461	119	52	37	143	952	59
8	66	12	4	—	—	—	—	102	51	51	23	17	21	1,600	60
6	196	53	24	13	4	5	—	478	410	68	29	20	122	857	61

1. Voir dans l'introduction les explications complètes concernant les types de famille.

**TABLE 136. Families by marital status, sex and age of head, showing family size, composition and type, and median earnings of wage-earner family heads, for Canada and the provinces, 1951 — Concluded**

No.	Marital status, sex, and age of head — État matrimonial et sexe et âge du chef	Total	Persons in families — Nombre de personnes dans les familles	Average number of persons per family — Moyenne de personnes par famille	Families by type <sup>1</sup>			Families with children by age of children			
					Families selon le type <sup>1</sup>			Families avec enfants selon l'âge des enfants			
					Maintaining own household — Maintenant leur propre ménage	Not maintaining own household — Ne maintenant pas leur propre ménage		Total	All under 14 — Tous enfants de moins de 14 ans	Under and over 14 — De moins et de plus de 14 ans	All over 14 — Tous enfants de plus de 14 ans
						Related — Parentes	Non-related — Non parentes				
<b>BRITISH COLUMBIA</b>											
1	All family heads — Tous chefs de famille.....	299,845	984,024	3.3	278,850	11,872	9,123	186,823	119,923	29,122	37,778
2	Male — Hommes.....	276,545	921,793	3.3	260,576	8,806	7,163	170,281	112,384	26,616	31,281
3	Under 35 years — Moins de 35 ans.....	72,552	243,486	3.4	64,661	4,693	3,198	53,338	52,592	546	200
4	35-44 years — ans.....	70,204	278,539	4.0	67,100	1,658	1,446	59,235	44,357	10,759	4,119
5	45-54 " ".....	51,034	185,228	3.6	49,419	651	964	36,436	12,080	11,478	12,878
6	55-64 " ".....	40,805	115,717	2.8	39,557	539	709	16,010	2,526	3,152	10,332
7	65 years and over — ans et plus.....	41,950	98,823	2.4	39,839	1,265	846	5,262	829	681	3,752
8	Female — Femmes.....	23,300	62,231	2.7	18,274	3,066	1,960	16,542	7,539	2,506	6,497
9	Under 35 years — Moins de 35 ans.....	4,686	12,905	2.8	2,328	1,631	727	4,682	4,437	175	70
10	35-44 years — ans.....	4,938	15,008	3.0	3,678	669	591	4,924	2,198	1,312	1,414
11	45-54 " ".....	4,407	12,549	2.8	3,827	266	314	3,976	577	837	2,562
12	55-64 " ".....	4,127	10,154	2.5	3,735	214	178	2,324	180	120	2,024
13	65 years and over — ans et plus.....	5,142	11,615	2.3	4,706	286	150	636	147	62	427
14	Married — Mariés.....	280,961	934,995	3.3	262,742	10,139	8,080	175,388	116,155	27,313	31,920
15	Under 35 years — Moins de 35 ans.....	75,548	251,777	3.3	66,070	5,794	3,684	56,334	55,455	647	232
16	35-44 years — ans.....	72,149	284,572	3.9	68,482	1,893	1,774	61,180	45,238	11,296	4,646
17	45-54 " ".....	51,771	187,296	3.6	49,997	710	1,064	37,066	12,160	11,642	13,264
18	55-64 " ".....	40,738	115,374	2.8	39,468	538	732	15,867	2,504	3,081	10,282
19	65 years and over — ans et plus.....	40,755	95,976	2.4	38,725	1,204	826	4,941	798	647	3,496
20	Husband and wife at home — Époux et épouse à la maison.....	271,061	907,103	3.3	256,050	8,205	6,806	166,377	111,049	25,969	29,359
21	Under 35 years — Moins de 35 ans.....	72,140	242,394	3.4	64,465	4,523	3,152	52,926	52,202	537	187
22	35-44 years — ans.....	69,223	275,574	4.0	66,400	1,478	1,345	58,259	43,821	10,546	3,892
23	45-54 " ".....	49,819	181,722	3.6	48,392	562	865	35,251	11,830	11,228	12,193
24	55-64 " ".....	39,713	112,805	2.8	38,578	485	650	15,183	2,426	3,029	9,728
25	65 years and over — ans et plus.....	40,166	94,608	2.4	38,215	1,157	794	4,758	770	629	3,359
26	Husband only at home — Époux seulement à la maison.....	1,849	5,045	2.7	1,378	257	214	1,656	703	245	708
27	Under 35 years — Moins de 35 ans.....	258	679	2.6	117	107	34	258	246	4	8
28	35-44 years — ans.....	524	1,579	3.0	362	90	72	520	297	106	117
29	45-54 " ".....	510	1,396	2.7	419	33	58	496	114	94	288
30	55-64 " ".....	329	834	2.5	280	12	37	259	34	30	195
31	65 years and over — ans et plus.....	228	557	2.4	200	15	13	123	12	11	100
32	Wife only at home — Épouse seulement à la maison.....	8,051	22,847	2.8	5,314	1,677	1,060	7,355	4,403	1,099	1,853
33	Under 35 years — Moins de 35 ans.....	3,150	8,704	2.8	1,488	1,164	498	3,150	3,007	106	37
34	35-44 years — ans.....	2,402	7,419	3.1	1,720	325	357	2,401	1,120	644	637
35	45-54 " ".....	1,442	4,178	2.9	1,186	115	141	1,319	216	320	783
36	55-64 " ".....	696	1,735	2.5	610	41	45	425	44	22	359
37	65 years and over — ans et plus.....	361	811	2.2	310	32	19	60	16	7	37
38	Widowed — Veufs ou veuves.....	16,135	41,996	2.6	14,282	1,185	668	8,820	2,293	1,484	5,043
39	Under 35 years — Moins de 35 ans.....	782	2,311	3.0	472	232	78	779	713	51	15
40	35-44 years — ans.....	1,874	6,032	3.2	1,521	232	121	1,868	821	559	488
41	45-54 " ".....	3,191	9,257	2.9	2,863	168	160	2,900	406	602	1,892
42	55-64 " ".....	4,015	10,079	2.5	3,664	207	144	2,350	185	179	1,986
43	65 years and over — ans et plus.....	6,273	14,317	2.3	5,762	346	165	923	168	93	662
44	Male — Hommes.....	3,104	8,295	2.7	2,762	246	96	1,743	402	331	1,010
45	Under 35 years — Moins de 35 ans.....	66	193	2.9	31	31	4	66	65	1	—
46	35-44 years — ans.....	268	888	3.3	207	47	14	268	141	76	51
47	45-54 " ".....	558	1,737	3.1	494	40	24	544	99	132	313
48	55-64 " ".....	691	1,900	2.7	637	36	18	510	55	84	371
49	65 years and over — ans et plus.....	1,521	3,577	2.4	1,393	92	36	355	42	38	275
50	Female — Femmes.....	13,031	33,701	2.6	11,520	939	572	7,077	1,891	1,153	4,033
51	Under 35 years — Moins de 35 ans.....	716	2,118	3.0	441	201	74	713	648	50	15
52	35-44 years — ans.....	1,606	5,144	3.2	1,314	185	107	1,600	680	483	437
53	45-54 " ".....	2,633	7,520	2.9	2,369	128	136	2,356	307	470	1,579
54	55-64 " ".....	3,324	8,179	2.5	3,027	171	126	1,840	130	95	1,615
55	65 years and over — ans et plus.....	4,752	10,740	2.3	4,369	254	129	568	126	55	387
56	Divorced — Divorcés.....	2,338	5,944	2.5	1,504	528	306	2,220	1,197	288	735
57	Male — Hommes.....	424	1,068	2.5	287	93	44	407	178	59	170
58	Female — Femmes.....	1,914	4,876	2.5	1,217	435	262	1,813	1,019	229	565
59	Single — Célibataires.....	411	1,089	2.6	322	20	69	395	278	37	80
60	Male — Hommes.....	107	282	2.6	99	5	3	98	52	12	34
61	Female — Femmes.....	304	807	2.7	223	15	66	297	226	25	46

1. See Introduction for full explanation of types of family.

**TABLEAU 136. Familles selon l'état matrimonial, le sexe et l'âge du chef, importance numérique, composition et type de la famille et gain médian des chefs de famille de salariés, Canada et provinces, 1951 - fin**

Families by number of children at home Familles selon le nombre d'enfants à la maison								Children at home by age and activity Enfants à la maison selon l'âge et l'activité					Wage-earner families Familles de salariés		No
0	1	2	3	4	5	6-8	9+	Total	Under 14 years De moins de 14 ans	14-24 years 14-24 ans			Total	Median earnings of head Gain médian du chef	
										Total	At school À l'école	In labour force Figurant à la main-d'œuvre			
113,022	72,513	64,797	29,071	11,777	4,578	3,620	467	387,686	287,895	99,791	50,761	40,542	190,998	2,466	1
106,264	63,595	60,255	27,261	11,034	4,291	3,400	445	358,204	271,263	86,941	45,444	34,055	184,713	2,494	2
19,214	22,474	20,620	7,274	2,079	593	282	16	98,783	97,926	857	552	204	61,780	2,440	3
10,969	15,609	22,827	12,058	5,167	1,926	1,497	151	139,033	118,057	20,976	14,256	5,087	54,275	2,665	4
14,598	13,205	11,713	5,911	2,854	1,319	1,203	231	82,626	43,861	38,765	20,158	15,415	36,495	2,559	5
24,795	8,786	4,026	1,664	775	370	349	40	29,458	9,148	20,310	8,351	10,114	23,714	2,380	6
36,688	3,521	1,069	354	159	83	69	7	8,304	2,271	6,033	2,127	3,235	8,449	1,902	7
6,758	8,918	4,542	1,810	743	287	220	22	29,482	16,632	12,850	5,317	6,487	6,285	1,227	8
4	2,431	1,435	510	209	60	34	3	8,213	7,927	286	220	43	1,934	1,150	9
14	2,114	1,538	720	303	128	109	12	10,033	6,032	4,001	2,196	1,477	2,364	1,297	10
431	2,140	1,078	427	180	81	63	7	7,176	2,004	5,172	1,999	2,769	1,396	1,260	11
1,803	1,714	412	130	42	14	12	—	3,246	396	2,850	726	1,912	533	1,142	12
4,506	519	79	23	9	4	2	—	814	273	541	176	286	58	900	13
105,573	65,899	61,943	27,939	11,318	4,386	3,454	449	367,917	278,912	89,005	46,606	35,167	186,068	2,482	14
19,214	23,963	21,604	7,613	2,207	631	299	17	104,079	103,069	1,010	675	224	62,825	2,426	15
10,969	16,406	23,415	12,378	5,306	1,980	1,540	155	143,108	120,553	22,555	15,119	5,726	55,035	2,647	16
14,705	13,528	11,909	5,973	2,884	1,332	1,209	231	83,752	44,135	39,617	20,488	16,026	36,491	2,548	17
24,871	8,725	3,993	1,639	765	366	340	39	29,127	8,978	20,149	8,281	10,148	23,446	2,376	18
35,814	3,277	1,022	336	156	77	66	7	7,851	2,177	5,674	2,043	3,043	8,271	1,907	19
104,684	61,374	59,290	26,851	10,878	4,225	3,323	436	351,284	267,930	83,354	44,031	32,603	182,166	2,496	20
19,214	22,231	20,519	7,224	2,065	591	280	16	98,109	97,274	835	542	199	61,484	2,441	21
10,964	15,165	22,530	11,936	5,111	1,902	1,469	146	137,058	116,682	20,376	13,909	4,937	53,596	2,668	22
14,568	12,572	11,399	5,776	2,802	1,297	1,177	228	80,446	43,066	37,380	19,611	14,857	35,695	2,565	23
24,530	8,261	3,849	1,591	749	361	333	39	28,996	8,802	19,294	8,010	9,657	23,175	2,382	24
35,408	3,145	993	324	151	74	64	7	7,575	2,106	5,469	1,959	2,953	8,216	1,909	25
193	950	414	171	62	25	30	4	2,894	1,587	1,307	565	544	1,144	2,284	26
—	155	62	30	10	—	1	—	416	404	12	4	2	195	2,250	27
4	243	155	66	24	12	16	4	1,047	741	306	176	89	381	2,398	28
14	284	130	49	19	8	6	—	843	307	536	203	254	354	2,250	29
70	181	47	17	7	2	5	—	396	96	300	118	136	167	2,197	30
105	87	20	9	2	3	2	—	192	39	153	64	63	47	1,688	31
696	3,575	2,239	917	378	136	101	9	13,739	9,395	4,344	2,010	2,020	2,758	1,132	32
—	1,577	1,023	359	132	40	18	1	5,554	5,391	163	129	23	1,146	1,039	33
1	998	730	376	171	66	55	5	5,003	3,130	1,873	1,034	700	1,058	1,208	34
123	672	380	148	63	27	26	3	2,463	762	1,701	674	915	442	1,234	35
271	283	97	31	9	3	2	—	635	80	555	153	355	104	926	36
301	45	9	3	3	—	—	—	84	32	52	20	27	8	—	37
7,315	5,031	2,131	926	387	176	151	18	15,659	6,347	9,312	3,433	4,755	3,285	1,521	38
3	376	213	96	62	18	12	2	1,523	1,442	81	59	15	347	1,315	39
6	693	604	308	130	67	58	8	4,145	2,522	1,623	892	547	859	1,508	40
291	1,533	773	332	136	63	56	7	5,360	1,509	3,851	1,482	1,916	1,114	1,539	41
1,665	1,693	420	151	47	18	20	1	3,407	524	2,883	748	1,807	739	1,680	42
5,350	736	121	39	12	10	5	—	1,224	350	874	252	470	226	1,500	43
1,361	962	411	203	80	38	44	5	3,238	1,301	1,937	682	778	1,044	2,330	44
—	33	16	11	3	2	1	—	126	125	1	—	—	42	2,294	45
—	95	83	44	24	10	11	1	620	440	180	103	30	157	2,590	46
14	257	147	75	30	13	19	3	1,113	402	711	288	244	331	2,397	47
181	309	113	53	17	7	10	1	874	218	656	195	292	336	2,380	48
1,166	268	52	20	6	6	3	—	505	116	389	96	212	178	1,667	49
5,954	4,069	1,720	723	307	138	107	13	12,421	5,046	7,375	2,751	3,977	2,241	1,250	50
3	343	197	85	59	16	11	2	1,397	1,317	80	59	15	305	1,210	51
6	598	521	264	106	57	47	7	3,525	2,082	1,443	789	517	702	1,331	52
277	1,276	626	257	106	50	37	4	4,247	1,107	3,140	1,194	1,672	783	1,254	53
1,484	1,384	307	98	30	11	10	—	2,533	206	2,227	553	1,515	403	1,171	54
4,184	468	69	19	6	4	2	—	719	334	485	156	258	48	875	55
118	1,329	638	184	54	10	5	—	3,454	2,119	1,335	658	585	1,509	1,543	56
17	249	116	28	11	2	1	—	625	337	288	145	109	315	2,449	57
101	1,080	522	156	43	8	4	—	2,829	1,782	1,047	513	476	1,194	1,381	58
16	254	85	22	18	6	10	—	656	517	139	64	35	136	1,480	59
9	60	24	8	3	1	2	—	163	108	55	21	21	44	2,050	60
7	194	61	14	15	5	8	—	493	409	84	43	14	92	1,205	61

1. Voir dans l'Introduction les explications complètes concernant les types de famille.

**TABLE 137. Families by marital status, sex and age of head, showing family size, composition and type, and median earnings of wage-earner family heads, for the census metropolitan areas of cities of 100,000 population and over, 1951**

No.	Marital status, sex, and age of head — État matrimonial et sexe et âge du chef	Total	Persons in families — Nombre de personnes dans les familles	Average number of persons per family — Moyenne de personnes par famille	Families by type <sup>1</sup>			Families with children <sup>2</sup> by age of children — Familles avec enfants selon l'âge des enfants			
					Familles selon le type <sup>1</sup>			Total	All under 14 — Tous enfants de moins de 14 ans	Under and over 14 — De moins et de plus de 14 ans	All over 14 — Tous enfants de plus de 14 ans
					Maintaining own household — Maintenant leur propre ménage	Not maintaining own household — Ne maintenant pas leur propre ménage					
						Related — Parentes	Non-related — Non parentes				
<b>CALGARY</b>											
1	All family heads — Tous chefs de famille	36,429	116,387	3.2	33,380	1,513	1,536	22,949	15,122	2,959	4,868
2	Male — Hommes	33,675	109,362	3.2	31,233	1,138	1,304	21,024	14,282	2,724	4,018
3	Under 35 years — Moins de 35 ans	10,688	34,376	3.2	9,294	644	750	7,521	7,438	52	31
4	35-44 years — ans	8,185	31,206	3.8	7,730	216	239	6,838	5,243	1,050	545
5	45-54 " " " "	5,800	20,497	3.5	5,586	81	133	4,237	1,305	1,273	1,659
6	55-64 " " " "	4,808	13,334	2.8	4,642	70	96	1,877	221	302	1,354
7	65 years and over — ans et plus	4,194	9,949	2.4	3,981	127	86	551	75	47	429
8	Female — Femmes	2,754	7,025	2.6	2,147	375	232	1,925	840	235	850
9	Under 35 years — Moins de 35 ans	543	1,406	2.6	239	199	105	543	524	7	12
10	35-44 years — ans	564	1,582	2.8	420	89	55	562	231	124	207
11	45-54 " " " "	517	1,413	2.7	445	33	39	458	48	85	325
12	55-64 " " " "	504	1,211	2.4	458	27	19	278	19	15	244
13	65 years and over — ans et plus	626	1,413	2.3	585	27	14	84	18	4	62
14	Married — Mariés	34,154	110,694	3.2	31,451	1,293	1,410	21,604	14,721	2,775	4,108
15	Under 35 years — Moins de 35 ans	11,029	35,273	3.2	9,435	776	818	7,862	7,771	57	34
16	35-44 years — ans	8,394	31,790	3.8	7,880	243	271	7,048	5,343	1,092	613
17	45-54 " " " "	5,882	20,719	3.5	5,652	87	143	4,305	1,310	1,284	1,711
18	55-64 " " " "	4,809	13,340	2.8	4,646	70	93	1,872	226	298	1,348
19	65 years and over — ans et plus	4,040	9,572	2.4	3,838	117	85	517	71	44	402
20	Husband and wife at home — Époux et épouse à la maison	33,070	107,846	3.3	30,754	1,068	1,248	20,622	14,179	2,673	3,770
21	Under 35 years — Moins de 35 ans	10,649	34,276	3.2	9,274	627	748	7,483	7,403	52	28
22	35-44 years — ans	8,098	30,974	3.8	7,673	197	228	6,752	5,205	1,033	514
23	45-54 " " " "	5,662	20,132	3.6	5,478	72	112	4,106	1,283	1,249	1,574
24	55-64 " " " "	4,684	13,031	2.8	4,544	60	80	1,781	219	296	1,266
25	65 years and over — ans et plus	3,977	9,433	2.4	3,785	112	80	500	69	43	388
26	Husband only at home — Époux seulement à la maison	182	455	2.5	119	28	35	163	55	16	92
27	Under 35 years — Moins de 35 ans	24	61	2.5	13	10	1	23	20	—	3
28	35-44 years — ans	47	126	2.7	27	11	9	47	25	8	14
29	45-54 " " " "	52	128	2.5	37	2	13	49	9	6	34
30	55-64 " " " "	37	92	2.5	24	3	10	33	—	2	31
31	65 years and over — ans et plus	22	48	2.2	18	2	2	11	1	—	10
32	Wife only at home — Épouse seulement à la maison	902	2,393	2.7	578	197	127	819	487	86	246
33	Under 35 years — Moins de 35 ans	356	936	2.6	148	139	69	356	348	5	3
34	35-44 years — ans	249	690	2.8	180	35	34	249	113	51	85
35	45-54 " " " "	168	459	2.7	137	13	18	150	18	29	103
36	55-64 " " " "	88	217	2.5	78	7	3	58	7	—	51
37	65 years and over — ans et plus	41	91	2.2	35	3	3	6	1	1	4
38	Widowed — Veufs ou veuves	1,962	4,926	2.5	1,743	142	77	1,042	243	157	642
39	Under 35 years — Moins de 35 ans	82	215	2.6	51	23	8	82	78	2	2
40	35-44 years — ans	237	699	2.9	188	37	12	234	96	62	76
41	45-54 " " " "	376	1,054	2.8	335	19	22	336	35	69	232
42	55-64 " " " "	492	1,179	2.4	446	26	20	275	13	17	245
43	65 years and over — ans et plus	775	1,779	2.3	723	37	15	115	21	7	87
44	Male — Hommes	368	925	2.5	322	30	16	187	31	28	128
45	Under 35 years — Moins de 35 ans	6	17	2.8	4	2	—	6	6	—	—
46	35-44 years — ans	21	57	2.7	15	4	2	20	8	5	7
47	45-54 " " " "	69	197	2.9	59	5	5	66	11	17	38
48	55-64 " " " "	80	193	2.4	69	6	5	57	2	2	53
49	65 years and over — ans et plus	192	461	2.4	175	13	4	38	4	4	30
50	Female — Femmes	1,594	4,001	2.5	1,421	112	61	855	212	129	514
51	Under 35 years — Moins de 35 ans	76	198	2.6	47	21	8	76	72	2	2
52	35-44 years — ans	216	642	3.0	173	33	10	214	88	57	69
53	45-54 " " " "	307	857	2.8	276	14	17	270	24	52	194
54	55-64 " " " "	412	986	2.4	377	20	15	218	11	15	192
55	65 years and over — ans et plus	583	1,318	2.3	548	24	11	77	17	3	57
56	Divorced — Divorcés	275	684	2.5	167	75	33	266	132	25	109
57	Male — Hommes	51	127	2.5	34	12	5	48	15	7	26
58	Female — Femmes	224	557	2.5	133	63	28	218	117	18	83
59	Single — Célibataires	38	83	2.2	19	3	16	37	26	2	9
60	Male — Hommes	4	9	2.3	4	—	—	4	2	—	2
61	Female — Femmes	34	74	2.2	15	3	16	33	24	2	7

1. See Introduction for full explanation of types of family.  
2. Median earnings of head less than \$1,500.



**TABLEAU 137. Familles selon l'état matrimonial, le sexe et l'âge du chef, importance numérique, composition et type de la famille et gain médian des chefs de famille de salariés, zones métropolitaines de recensement des cités de 100,000 et plus, 1951**

Familles by number of children Familles selon le nombre d'enfants								Children at home by age and activity Enfants à la maison selon l'âge et l'activité					Wage-earner families Familles de salariés			No
								Total	Under 14 years De moins de 14 ans	14-24 years 14-24 ans			Total	Median earnings of head Gain médian du chef	\$	
										Total	At school A l'école	In labour force Figurant à la main-d'oeuvre				
0	1	2	3	4	5	6-8	9 +									
13,480	9,820	8,120	3,299	1,110	348	235	17	43,834	32,484	11,350	5,973	4,873	26,675	2,495	1	
12,651	8,673	7,602	3,129	1,053	329	222	.16	40,722	30,850	9,872	5,353	4,081	25,767	2,529	2	
3,167	3,555	2,802	869	226	50	19	—	13,038	12,947	91	59	24	9,778	2,445	3	
1,347	1,980	2,781	1,369	463	142	96	7	14,917	12,699	2,218	1,585	551	6,880	2,732	4	
1,563	1,617	1,447	694	283	104	85	7	8,862	4,315	4,547	2,500	1,839	4,618	2,615	5	
2,931	1,121	481	158	66	28	21	2	3,115	731	2,384	992	1,284	3,385	2,483	6	
3,643	400	91	39	15	5	1	—	790	158	632	217	383	1,106	1,931	7	
829	1,147	518	170	57	19	13	1	3,112	1,634	1,478	620	792	908	2	8	
—	314	162	51	11	3	2	—	863	840	23	15	8	288	2	9	
2	270	182	73	27	7	3	—	1,015	542	473	254	192	341	2	10	
59	274	111	40	17	7	8	1	783	188	595	249	319	200	2	11	
226	211	58	5	2	2	—	—	360	40	320	88	222	70	2	12	
542	78	5	1	—	—	—	—	91	24	67	14	51	9	—	13	
12,550	8,988	7,783	3,186	1,070	332	229	16	41,698	31,624	10,074	5,431	4,196	25,955	2,516	14	
3,167	3,745	2,906	906	232	52	21	—	13,594	13,493	101	67	26	9,927	2,434	15	
1,346	2,080	2,852	1,395	473	144	97	7	15,293	12,908	2,385	1,663	629	6,988	2,714	16	
1,577	1,672	1,450	695	288	104	89	7	8,972	4,340	4,632	2,528	1,896	4,617	2,606	17	
2,937	1,116	487	153	66	27	21	2	3,102	736	2,366	974	1,284	3,345	2,481	18	
3,523	375	88	37	11	5	1	—	737	147	590	199	361	1,078	1,930	19	
12,448	8,428	7,495	3,092	1,044	326	221	16	40,094	30,625	9,469	5,169	3,885	25,440	2,533	20	
3,166	3,536	2,786	866	226	50	19	—	12,978	12,890	88	59	21	9,743	2,445	21	
1,346	1,937	2,750	1,360	460	142	96	7	14,773	12,617	2,156	1,539	535	6,811	2,736	22	
1,556	1,544	1,409	678	281	103	84	7	8,645	4,251	4,394	2,431	1,766	4,516	2,624	23	
2,903	1,051	464	151	66	26	21	2	2,980	723	2,257	943	1,213	3,303	2,485	24	
3,477	360	86	37	11	5	1	—	718	144	574	197	350	1,067	1,933	25	
19	101	45	15	2	—	—	—	244	103	141	68	65	130	2,191	26	
1	13	7	3	—	—	—	—	36	33	3	—	3	22	2,167	27	
—	22	19	5	1	—	—	—	79	47	32	24	8	36	2,292	28	
3	32	11	5	1	—	—	—	73	20	53	24	26	36	2,100	29	
4	24	7	2	—	—	—	—	44	2	42	18	21	28	2,214	30	
11	10	1	—	—	—	—	—	12	1	11	2	7	8	—	31	
83	459	243	79	24	6	8	—	1,360	896	464	194	246	385	2	32	
—	196	113	37	6	2	2	—	580	570	10	8	2	162	2	33	
—	121	83	30	12	2	1	—	441	244	197	100	86	141	2	34	
18	96	30	12	6	1	5	—	254	69	185	73	104	65	2	35	
30	41	16	—	—	1	—	—	78	11	67	13	50	14	1,500	36	
35	5	1	—	—	—	—	—	7	2	5	—	4	3	—	37	
920	631	263	92	34	15	6	1	1,695	599	1,096	452	593	480	1,581	38	
—	42	31	7	2	—	—	—	133	129	4	2	2	39	2	39	
3	99	77	37	14	5	2	—	458	257	201	119	70	144	2	40	
40	178	98	36	12	7	4	—	603	148	455	196	234	157	1,673	41	
217	211	50	9	2	3	—	—	361	32	329	105	214	104	1,857	42	
660	101	7	3	4	—	—	—	140	33	107	30	73	36	1,667	43	
181	112	46	19	6	3	1	—	307	86	221	95	112	153	2,364	44	
—	1	5	—	—	—	—	—	11	11	—	—	—	4	—	45	
1	10	6	3	1	—	—	—	35	20	15	12	3	17	2,500	46	
3	29	24	10	1	1	1	—	123	40	83	36	40	53	2,400	47	
23	43	8	4	—	2	—	—	81	4	77	30	43	49	2,462	48	
154	29	3	2	4	—	—	—	57	11	46	17	26	30	1,917	49	
739	519	217	73	28	12	5	1	1,388	513	875	357	481	327	2	50	
—	41	26	7	2	—	—	—	122	118	4	2	2	35	2	51	
2	89	71	34	13	5	2	—	423	237	186	107	67	127	2	52	
37	149	74	26	11	6	3	—	480	108	372	160	194	104	2	53	
194	168	42	5	2	1	—	—	280	28	252	75	171	55	2	54	
506	72	4	1	—	—	—	—	83	22	61	13	47	6	—	55	
9	170	69	20	6	1	—	—	397	230	167	84	78	218	1,589	56	
3	29	15	3	1	—	—	—	72	33	39	20	18	42	2,421	57	
6	141	54	17	5	1	—	—	325	197	128	64	60	176	2	58	
1	31	5	1	—	—	—	—	44	31	13	6	6	22	2	59	
—	3	1	—	—	—	—	—	5	3	2	1	1	2	—	60	
1	28	4	1	—	—	—	—	39	28	11	5	5	20	2	61	

1. Voir dans l'Introduction les explications complètes concernant les types de famille.  
2. Gain médian du chef, moins de \$1,500.

**TABLE 137. Families by marital status, sex and age of head, showing family size, composition, and type, and median earnings of wage-earner family heads, for the census metropolitan areas of cities of 100,000 population and over, 1951 - Continued**

No.	Marital status, sex and age of head État matrimonial et sexe et âge du chef	Total	Persons in families Nombre de personnes dans les familles	Average number of persons per family Moyenne de personnes par famille	Families by type <sup>1</sup>			Families with children by age of children Familles avec enfants selon l'âge des enfants			
					Families selon le type <sup>1</sup>			Total	All under 14 Tous enfants de moins de 14 ans	Under and over 14 De moins et de plus de 14 ans	All over 14 Tous enfants de plus de 14 ans
					Maintaining own household Maintenant leur propre ménage	Not maintaining own household Ne maintenant pas leur propre ménage					
						Related Parentes	Non-related Non parentes				
<b>EDMONTON</b>											
1	All family heads - Tous chefs de famille	43,548	147,377	3.4	39,887	1,728	1,933	29,558	19,525	4,333	5,700
2	Male - Hommes	40,272	138,474	3.4	37,311	1,317	1,644	27,146	18,534	3,972	4,640
3	Under 35 years - Moins de 35 ans	13,943	45,732	3.3	12,188	784	971	9,901	9,802	75	24
4	35 - 44 years - ans	10,336	41,648	4.0	9,806	194	336	8,924	6,742	1,622	560
5	45 - 54 " "	6,794	25,645	3.8	6,528	94	172	5,196	1,585	1,743	1,868
6	55 - 64 " "	5,191	15,612	3.0	5,020	71	100	2,428	311	467	1,650
7	65 years and over - ans et plus	4,008	9,837	2.5	3,769	174	65	697	94	65	538
8	Female - Femmes	3,276	8,903	2.7	2,576	411	289	2,412	991	361	1,060
9	Under 35 years - Moins de 35 ans	653	1,747	2.7	307	221	125	653	606	31	16
10	35 - 44 years - ans	691	2,126	3.1	540	77	74	686	257	185	244
11	45 - 54 " "	675	1,979	2.9	589	38	48	614	79	128	407
12	55 - 64 " "	660	1,678	2.5	594	41	25	382	28	15	339
13	65 years and over - ans et plus	597	1,373	2.3	546	34	17	77	21	2	54
14	Married - Mariés	40,912	140,390	3.4	37,667	1,475	1,770	27,833	18,981	4,071	4,781
15	Under 35 years - Moins de 35 ans	14,339	46,821	3.3	12,366	921	1,052	10,297	10,177	88	32
16	35 - 44 years - ans	10,566	42,385	4.0	9,976	219	371	9,152	6,809	1,688	655
17	45 - 54 " "	6,917	25,988	3.8	6,634	103	180	5,299	1,593	1,765	1,941
18	55 - 64 " "	5,207	15,640	3.0	5,030	77	100	2,428	310	466	1,652
19	65 years and over - ans et plus	3,883	9,556	2.5	3,661	155	67	657	92	64	501
20	Husband and wife at home - Époux et épouse à la maison	39,582	136,669	3.5	36,760	1,238	1,584	26,645	18,363	3,902	4,380
21	Under 35 years - Moins de 35 ans	13,891	45,600	3.3	12,162	766	963	9,849	9,753	73	23
22	35 - 44 years - ans	10,223	41,315	4.0	9,719	180	324	8,811	6,677	1,602	532
23	45 - 54 " "	6,622	25,154	3.8	6,395	78	149	5,027	1,544	1,704	1,779
24	55 - 64 " "	5,048	15,240	3.0	4,893	64	91	2,323	301	460	1,562
25	65 years and over - ans et plus	3,798	9,360	2.5	3,591	150	57	635	88	63	484
26	Husband only at home - Époux seulement à la maison	254	685	2.7	185	36	33	219	89	35	95
27	Under 35 years - Moins de 35 ans	39	101	2.6	15	17	7	39	37	1	1
28	35 - 44 years - ans	50	147	2.9	38	6	6	50	30	8	12
29	45 - 54 " "	80	234	2.9	58	10	12	78	20	21	37
30	55 - 64 " "	49	120	2.4	45	1	3	39	2	4	33
31	65 years and over - ans et plus	36	83	2.3	29	2	5	13	-	1	12
32	Wife only at home - Épouse seulement à la maison	1,076	3,036	2.8	722	201	153	969	529	134	306
33	Under 35 years - Moins de 35 ans	409	1,120	2.7	189	138	82	409	387	14	8
34	35 - 44 years - ans	293	923	3.2	219	33	41	291	102	78	111
35	45 - 54 " "	215	600	2.8	181	15	19	194	29	40	125
36	55 - 64 " "	110	280	2.5	92	12	6	66	7	2	57
37	65 years and over - ans et plus	49	113	2.3	41	3	5	9	4	-	5
38	Widowed - Veufs ou veuves	2,277	6,053	2.7	1,997	175	105	1,373	343	216	814
39	Under 35 years - Moins de 35 ans	121	320	2.6	74	30	17	121	106	9	6
40	35 - 44 years - ans	315	1,003	3.2	263	32	20	313	132	90	91
41	45 - 54 " "	493	1,471	3.0	437	27	29	455	57	98	300
42	55 - 64 " "	629	1,612	2.6	571	34	24	369	25	16	328
43	65 years and over - ans et plus	719	1,647	2.3	652	52	15	115	23	3	89
44	Male - Hommes	382	984	2.6	323	39	20	228	56	30	142
45	Under 35 years - Moins de 35 ans	12	29	2.4	10	1	1	12	11	1	-
46	35 - 44 years - ans	37	117	3.2	29	5	3	37	22	8	7
47	45 - 54 " "	71	206	2.9	59	5	7	70	11	17	42
48	55 - 64 " "	89	241	2.7	77	6	6	61	6	3	52
49	65 years and over - ans et plus	173	391	2.3	148	22	3	48	6	1	41
50	Female - Femmes	1,895	5,069	2.7	1,674	136	85	1,145	287	186	672
51	Under 35 years - Moins de 35 ans	109	291	2.7	64	29	16	109	95	8	6
52	35 - 44 years - ans	278	886	3.2	234	27	17	276	110	82	84
53	45 - 54 " "	422	1,265	3.0	378	22	22	385	46	81	258
54	55 - 64 " "	540	1,371	2.5	494	28	18	308	19	13	276
55	65 years and over - ans et plus	546	1,256	2.3	504	30	12	67	17	2	48
56	Divorced - Divorcés	312	830	2.7	195	76	41	306	168	45	93
57	Male - Hommes	50	128	2.6	33	4	7	50	26	5	19
58	Female - Femmes	262	702	2.7	156	72	34	256	142	40	74
59	Single - Célibataires	47	104	2.2	28	2	17	46	33	1	12
60	Male - Hommes	4	8	2.0	4	-	-	4	-	-	4
61	Female - Femmes	43	96	2.2	24	2	17	42	33	1	8

1. See Introduction for full explanation of types of family.  
2. Median earnings of head less than \$1,500.

**TABLEAU 137. Familles selon l'état matrimonial, le sexe et l'âge du chef, importance numérique, composition et type de la famille et gain médian des chefs de famille de salariés, zones métropolitaines de recensement des cités de 100,000 et plus, 1951 - suite**

Families by number of children Familles selon le nombre d'enfants								Children at home by age and activity Enfants à la maison selon l'âge et l'activité					Wage-earner families Familles de salariés		No
0	1	2	3	4	5	6-8	9+	Total	Under 14 years De moins de 14 ans	14-24 years 14-24 ans			Total	Median earnings of head Gain médian du chef	
										Total	At school A l'école	In labour force Figurant à la main-d'oeuvre		\$	
13,990	11,560	10,145	4,686	1,878	773	474	42	60,743	45,367	15,376	7,582	7,019	32,665	2,440	1
13,126	10,240	9,514	4,423	1,763	725	440	41	56,443	43,207	13,236	6,769	5,791	31,609	2,467	2
4,042	4,412	3,685	1,286	375	113	30	—	17,894	17,780	114	70	34	12,626	2,403	3
1,412	2,287	3,350	1,947	804	322	198	16	21,076	17,952	3,124	2,122	848	8,619	2,670	4
1,598	1,743	1,709	885	455	217	168	19	11,989	6,073	5,916	3,001	2,602	5,474	2,500	5
2,763	1,303	646	257	110	66	40	6	4,457	1,179	3,278	1,325	1,788	3,837	2,421	6
3,311	495	124	48	19	7	4	—	1,027	223	804	251	519	1,053	1,917	7
864	1,320	631	263	115	48	34	1	4,300	2,160	2,140	813	1,228	1,056	2	8
—	371	178	65	28	7	4	—	1,094	1,040	54	40	10	334	2	9
5	299	193	103	50	26	14	1	1,426	750	676	326	311	396	2	10
61	317	172	69	28	13	15	—	1,141	285	856	306	519	225	2	11
278	265	81	25	8	2	1	—	550	57	493	125	345	85	2	12
520	68	7	1	—	—	—	—	89	28	61	16	43	16	2	13
13,079	10,576	9,702	4,516	1,809	738	450	42	57,761	44,145	13,616	6,930	5,994	31,799	2,456	14
4,042	4,623	3,795	1,332	399	116	32	—	18,587	18,448	139	88	38	12,790	2,392	15
1,414	2,384	3,409	1,980	826	332	204	17	21,578	18,190	3,388	2,234	985	8,722	2,651	16
1,618	1,800	1,735	899	458	218	170	19	12,172	6,110	6,062	3,049	2,698	5,477	2,491	17
2,779	1,310	641	259	107	65	40	6	4,443	1,175	3,268	1,318	1,784	3,792	2,416	18
3,226	459	122	46	19	7	4	—	981	222	759	241	489	1,018	1,917	19
12,937	9,956	9,382	4,371	1,743	715	437	41	55,591	42,825	12,766	6,588	5,537	31,186	2,470	20
4,042	4,379	3,673	1,281	373	113	30	—	17,814	17,703	111	68	33	12,583	2,404	21
1,412	2,238	3,312	1,933	797	317	198	16	20,856	17,796	3,060	2,081	829	8,526	2,674	22
1,595	1,653	1,665	863	448	214	165	19	11,684	5,954	5,730	2,930	2,503	5,329	2,510	23
2,725	1,242	616	249	106	64	40	6	4,286	1,157	3,129	1,273	1,699	3,738	2,423	24
3,163	444	116	45	19	7	4	—	951	215	736	236	473	1,010	1,923	25
35	119	57	29	9	3	2	—	383	203	180	77	89	178	2,167	26
—	23	10	5	1	—	—	—	62	60	2	1	1	32	2,050	27
—	25	12	6	5	2	—	—	97	71	26	15	9	39	2,267	28
2	38	20	14	3	1	2	—	149	65	84	36	41	69	2,267	29
10	24	12	3	—	—	—	—	57	6	51	21	27	33	1,938	30
23	9	3	1	—	—	—	—	18	1	17	4	11	5	—	31
107	501	263	116	57	20	11	1	1,787	1,117	670	265	368	435	2	32
—	221	112	46	25	3	2	—	711	685	26	19	4	175	2	33
2	121	85	41	24	13	6	1	625	323	302	138	147	157	2	34
21	109	50	22	7	3	3	—	339	91	248	83	154	79	2	35
44	44	13	7	1	—	—	—	100	12	88	24	58	21	2	36
40	6	3	—	—	—	—	—	12	6	6	1	5	3	—	37
904	767	355	138	60	31	22	—	2,424	875	1,549	548	923	620	1,561	38
—	72	33	9	3	2	2	—	199	183	16	10	5	72	2	39
2	118	96	54	23	15	7	—	685	386	299	150	127	183	2	40
38	225	136	49	22	11	12	—	861	220	641	235	380	191	1,610	41
260	249	82	23	11	3	1	—	547	57	490	130	338	124	2,000	42
604	103	8	3	1	—	—	—	132	29	103	23	73	50	1,643	43
154	133	56	20	11	7	1	—	390	136	254	84	151	201	2,294	44
—	9	2	—	1	—	—	—	17	16	1	1	—	10	—	45
—	13	13	6	2	3	—	—	80	58	22	14	6	31	2,450	46
1	36	20	7	4	2	1	—	129	41	88	30	51	59	2,260	47
28	33	17	5	4	2	—	—	108	14	94	30	59	64	2,405	48
125	42	4	2	—	—	—	—	56	7	49	9	35	37	1,833	49
750	634	299	118	49	24	21	—	2,034	739	1,295	464	772	419	2	50
—	63	31	9	2	2	2	—	182	167	15	9	5	62	2	51
2	105	83	48	21	12	7	—	605	328	277	136	121	152	2	52
37	189	116	42	18	9	11	—	732	179	553	205	329	132	2	53
232	216	65	18	7	1	1	—	439	43	396	100	279	60	2	54
479	61	4	1	1	—	—	—	76	22	54	14	38	13	2	55
6	177	83	32	9	3	2	—	503	306	197	96	96	211	1,519	56
—	28	19	3	—	—	—	—	75	43	32	17	13	42	2,357	57
6	149	64	29	9	3	2	—	428	263	165	79	83	169	2	58
1	40	5	—	—	—	1	—	55	41	14	8	6	35	2	59
—	4	—	—	—	—	—	—	4	—	4	3	1	2	—	60
1	36	5	—	—	1	—	—	51	41	10	5	5	33	2	61

1. Voir dans l'Introduction les explications complètes concernant les types de famille.
2. Gain médian du chef, moins de \$1,500.

**TABLE 137. Families by marital status, sex and age of head, showing family size, composition and type, and median earnings of wage-earner family heads, for the census metropolitan areas of cities of 100,000 population and over, 1951 - Continued**

No.	Marital status, sex, and age of head État matrimonial et sexe et âge du chef	Total	Persons in families Nombre de personnes dans les familles	Average number of persons per family Moyenne de personnes par famille	Families by type <sup>1</sup> Familles selon le type <sup>1</sup>			Families with children by age of children Familles avec enfants selon l'âge des enfants			
					Maintaining own household Ne maintenant pas leur propre ménage		Total	All under 14 Tous enfants de moins de 14 ans	Under and over 14 De moins et de plus de 14 ans	All over 14 Tous enfants de plus de 14 ans	
					Related Parentes	Non-related Non parentes					
<b>HAMILTON</b>											
1	All family heads - Tous chefs de famille	68,820	222,939	3.2	60,368	4,972	3,480	42,734	26,690	6,216	9,828
2	Male - Hommes	63,802	209,617	3.3	56,584	4,145	3,073	39,401	25,500	5,719	8,182
3	Under 35 years - Moins de 35 ans	19,808	64,080	3.2	15,517	2,521	1,770	13,684	13,494	142	48
4	35-44 years - ans	15,919	61,859	3.9	14,640	654	625	13,171	9,447	2,587	1,137
5	45-54 " "	12,498	43,128	3.5	11,815	307	376	8,637	2,155	2,514	3,968
6	55-64 " "	8,964	24,715	2.8	8,579	222	163	3,199	341	419	2,439
7	65 years and over - ans et plus	6,613	15,835	2.4	6,033	441	139	710	63	57	590
8	Female - Femmes	5,018	13,322	2.7	3,784	827	407	3,333	1,190	497	1,646
9	Under 35 years - Moins de 35 ans	775	2,036	2.6	266	380	129	775	733	22	20
10	35-44 years - ans	980	2,998	3.1	698	162	120	972	342	286	344
11	45-54 " "	1,070	3,017	2.8	884	111	75	945	88	157	700
12	55-64 " "	1,010	2,558	2.5	871	84	55	565	18	29	518
13	65 years and over - ans et plus	1,183	2,715	2.3	1,065	90	28	76	9	3	64
14	Married - Mariés	64,603	212,033	3.3	56,862	4,496	3,245	40,417	26,139	5,885	8,393
15	Under 35 years - Moins de 35 ans	20,339	65,491	3.2	15,682	2,797	1,860	14,215	13,999	155	61
16	35-44 years - ans	16,337	63,158	3.9	14,920	732	685	13,585	9,577	2,722	1,286
17	45-54 " "	12,667	43,606	3.4	11,950	319	398	8,782	2,167	2,539	4,076
18	55-64 " "	8,941	24,637	2.8	8,549	228	164	3,173	336	413	2,424
19	65 years and over - ans et plus	6,319	15,141	2.4	5,761	420	138	662	60	56	546
20	Husband and wife at home - Époux et épouse à la maison	62,547	206,359	3.3	55,647	3,936	2,964	38,570	25,227	5,604	7,739
21	Under 35 years - Moins de 35 ans	19,692	63,780	3.2	15,479	2,455	1,758	13,569	13,389	136	44
22	35-44 years - ans	15,693	61,194	3.9	14,494	608	591	12,947	9,340	2,542	1,065
23	45-54 " "	12,215	42,366	3.5	11,614	265	334	8,369	2,114	2,467	3,788
24	55-64 " "	8,730	24,102	2.8	8,387	197	146	3,041	326	404	2,311
25	65 years and over - ans et plus	6,219	14,917	2.4	5,673	411	135	644	58	55	531
26	Husband only at home - Époux seulement à la maison	469	1,264	2.7	279	122	68	423	183	61	179
27	Under 35 years - Moins de 35 ans	99	257	2.6	35	57	7	98	89	5	4
28	35-44 years - ans	143	431	3.0	87	33	23	141	67	30	44
29	45-54 " "	124	319	2.6	79	17	28	119	19	22	78
30	55-64 " "	73	190	2.6	52	12	9	54	7	4	43
31	65 years and over - ans et plus	30	67	2.2	26	3	1	11	1	-	10
32	Wife only at home - Épouse seulement à la maison	1,587	4,410	2.8	936	438	213	1,424	729	220	475
33	Under 35 years - Moins de 35 ans	548	1,454	2.7	168	285	95	548	521	14	13
34	35-44 years - ans	501	1,533	3.1	339	91	71	497	170	150	177
35	45-54 " "	330	921	2.8	257	37	36	294	34	50	210
36	55-64 " "	138	345	2.5	110	19	9	78	3	5	70
37	65 years and over - ans et plus	70	157	2.2	62	6	2	7	1	1	5
38	Widowed - Veufs ou veuves	3,846	9,973	2.6	3,295	378	173	1,969	376	295	1,298
39	Under 35 years - Moins de 35 ans	126	341	2.7	67	47	12	126	122	2	2
40	35-44 years - ans	399	1,273	3.2	305	57	37	397	147	124	126
41	45-54 " "	836	2,375	2.8	704	89	43	742	72	130	540
42	55-64 " "	1,013	2,586	2.6	885	75	53	580	23	35	522
43	65 years and over - ans et plus	1,472	3,398	2.3	1,334	110	28	124	12	4	108
44	Male - Hommes	728	1,850	2.5	621	76	31	355	72	50	233
45	Under 35 years - Moins de 35 ans	10	26	2.6	2	6	2	10	10	-	-
46	35-44 years - ans	57	168	2.9	41	8	8	57	30	12	15
47	45-54 " "	144	402	2.8	112	22	10	133	20	25	88
48	55-64 " "	156	410	2.6	135	13	8	100	8	11	81
49	65 years and over - ans et plus	361	844	2.3	331	27	3	55	4	2	49
50	Female - Femmes	3,118	8,123	2.6	2,674	302	142	1,614	304	245	1,065
51	Under 35 years - Moins de 35 ans	116	315	2.7	65	41	10	116	112	2	2
52	35-44 years - ans	342	1,105	3.2	264	49	29	340	117	112	111
53	45-54 " "	692	1,973	2.9	592	67	33	609	52	105	452
54	55-64 " "	857	2,176	2.5	750	62	45	480	15	24	441
55	65 years and over - ans et plus	1,111	2,554	2.3	1,003	83	25	69	8	2	59
56	Divorced - Divorcés	305	784	2.6	183	79	43	291	144	32	115
57	Male - Hommes	46	114	2.5	29	9	8	44	18	3	23
58	Female - Femmes	259	670	2.6	154	70	35	247	126	29	92
59	Single - Célibataires	66	149	2.3	28	19	19	57	31	4	22
60	Male - Hommes	12	30	2.5	8	2	2	9	-	1	8
61	Female - Femmes	54	119	2.2	20	17	17	48	31	3	14

1. See Introduction for full explanation of types of family.  
2. Median earnings of head less than \$1,500.

**TABEAU 137. Familles selon l'état matrimonial, le sexe et l'âge du chef, importance numérique, composition et type de la famille et gain médian des chefs de famille de salariés, zones métropolitaines de recensement des cités de 100,000 et plus, 1951 - suite**

Familles by number of children Familles selon le nombre d'enfants								Children at home by age and activity Enfants à la maison selon l'âge et l'activité					Wage-earner families Familles de salariés		No
								Total	Under 14 years De moins de 14 ans	14-24 years 14-24 ans			Total	Median earnings of head Gain médian du chef	
										Total	At school A l'école	In labour force Figurant à la main-d'oeuvre			
0	1	2	3	4	5	6-8	9+								
26,086	17,975	14,445	6,233	2,419	933	665	64	84,847	60,780	24,067	9,566	13,281	54,376	2,675	1
24,401	16,124	13,561	5,878	2,272	884	619	63	79,029	58,130	20,899	8,672	11,153	52,747	2,701	2
6,124	6,316	4,884	1,764	500	161	57	2	24,562	24,353	209	128	75	18,474	2,668	3
2,748	3,850	4,934	2,516	1,050	466	324	31	30,205	24,886	5,319	2,931	2,119	13,977	2,843	4
3,861	3,527	2,842	1,276	586	192	191	23	17,824	7,650	10,174	4,143	5,490	10,538	2,733	5
5,765	1,938	760	278	121	59	38	5	5,362	1,070	4,292	1,258	2,827	7,046	2,602	6
5,903	493	141	44	15	6	9	2	1,076	171	905	212	642	2,712	2,219	7
1,685	1,851	884	355	147	49	46	1	5,818	2,650	3,168	894	2,128	1,629	2	8
—	446	218	82	18	8	3	—	1,259	1,204	55	33	18	408	2	9
8	416	293	141	74	22	25	—	1,999	1,042	957	360	551	565	2	10
125	514	257	105	41	13	15	—	1,666	327	1,339	361	918	448	2	11
445	409	109	26	12	6	3	—	803	63	740	124	585	184	2	12
1,107	66	7	1	2	—	—	—	91	14	77	16	56	24	2	13
24,186	16,613	13,870	6,016	2,321	899	634	64	80,919	59,439	21,480	8,848	11,543	53,061	2,690	14
6,124	6,618	5,029	1,825	515	166	60	2	25,441	25,197	244	150	86	18,723	2,657	15
2,752	4,009	5,073	2,579	1,082	478	332	32	31,078	25,325	5,753	3,065	2,397	14,198	2,825	16
3,885	3,602	2,885	1,297	590	189	196	23	18,076	7,691	10,385	4,187	5,655	10,554	2,721	17
5,768	1,927	753	273	118	60	37	5	5,308	1,059	4,249	1,240	2,807	6,957	2,598	18
5,657	457	130	42	16	6	9	2	1,016	167	849	206	598	2,629	2,218	19
23,977	15,629	13,346	5,810	2,239	869	614	63	77,657	57,533	20,124	8,433	10,685	51,891	2,704	20
6,123	6,250	4,848	1,755	497	160	57	2	24,380	24,181	199	125	71	18,369	2,668	21
2,746	3,739	4,868	2,491	1,035	460	323	31	29,789	24,631	5,158	2,856	2,045	13,768	2,847	22
3,844	3,362	2,777	1,257	577	185	188	23	17,380	7,523	9,857	4,043	5,304	10,284	2,738	23
5,689	1,836	725	265	115	58	37	5	5,115	1,034	4,081	1,211	2,679	6,857	2,606	24
5,575	442	128	42	15	6	9	2	993	164	829	198	586	2,613	2,222	25
46	239	123	34	18	8	1	—	705	384	321	109	182	410	2,437	26
1	56	31	7	3	1	—	—	156	147	9	3	3	90	2,520	27
2	66	47	12	11	5	—	—	265	165	100	43	47	135	2,463	28
5	76	29	8	3	2	1	—	186	57	129	39	79	111	2,450	29
19	32	14	7	1	—	—	—	85	14	71	18	47	61	2,429	30
19	9	2	—	—	—	—	—	13	1	12	6	6	13	1,500	31
163	746	401	172	64	22	19	1	2,557	1,522	1,035	306	676	760	2	32
—	312	150	63	15	5	3	—	905	869	36	22	12	264	2	33
4	204	158	76	36	13	9	1	1,024	529	495	166	305	295	2	34
36	164	79	32	10	2	7	—	510	111	399	105	272	159	2	35
60	59	14	1	2	2	—	—	108	11	97	11	81	39	2	36
63	6	—	—	1	—	—	—	10	2	8	2	6	3	—	37
1,877	1,133	499	185	91	32	29	—	3,400	1,054	2,346	634	1,594	1,057	1,613	38
—	59	50	14	1	2	—	—	215	211	4	2	2	69	2	39
2	163	111	58	40	10	15	—	865	473	392	174	202	223	1,591	40
94	398	205	80	34	15	10	—	1,326	278	1,048	297	695	395	2	41
433	411	115	30	15	5	4	—	843	74	769	139	595	263	1,793	42
1,348	102	18	3	1	—	—	—	151	18	133	22	100	107	2,065	43
373	221	81	28	14	7	4	—	588	181	407	110	262	394	2,500	44
—	5	4	1	—	—	—	—	16	16	—	—	—	8	—	45
—	29	13	9	4	1	1	—	111	70	41	21	19	49	2,786	46
11	78	32	11	5	5	2	—	235	67	168	53	96	128	2,613	47
56	67	21	5	5	1	1	—	156	22	134	28	97	123	2,500	48
306	42	11	2	—	—	—	—	70	6	64	8	50	86	2,226	49
1,504	912	418	157	77	25	25	—	2,812	873	1,939	524	1,332	663	2	50
—	54	46	13	1	2	—	—	199	195	4	2	2	61	2	51
2	134	98	49	36	9	14	—	754	403	351	153	183	174	2	52
83	320	173	69	29	10	8	—	1,091	211	880	244	599	267	2	53
377	344	94	25	10	4	3	—	687	52	635	111	498	140	2	54
1,042	60	7	1	1	—	—	—	81	12	69	14	50	21	2	55
14	180	72	29	7	1	2	—	457	249	208	77	119	218	1,721	56
2	29	9	5	1	—	—	—	66	31	35	15	18	43	2,667	57
12	151	63	24	6	1	2	—	391	218	173	62	101	175	1,563	58
9	49	4	3	—	1	—	—	71	38	33	7	25	40	2	59
3	6	2	1	—	—	—	—	13	1	12	5	6	9	—	60
6	43	2	2	—	1	—	—	58	37	21	2	19	31	2	61

1. Voir dans l'Introduction les explications complètes concernant les types de famille.

2. Gain médian du chef, moins de \$1,500.

TABLE 137. Families by marital status, sex and age of head, showing family size, composition and type, and median earnings of wage-earner family heads, for the census metropolitan areas of cities of 100,000 population and over, 1951 - Continued

No.	Marital status, sex, and age of head — État matrimonial et sexe et âge du chef	Total	Persons in families — Nombre de personnes dans les familles	Average number of persons per family — Moyenne de per- sonnes par famille	Families by type <sup>1</sup>			Families with children by age of children			
					Familles selon le type <sup>1</sup>			Familles avec enfants selon l'âge des enfants			
					Maintaining own household — Ne maintenant pas leur propre ménage		Total	All under 14 — Tous enfants de moins de 14 ans		Under and over 14 — De moins et de plus de 14 ans	All over 14 — Tous enfants de plus de 14 ans
					Related Parents	Non- related Non parentes		Related Parents	Non- related Non parentes		
<b>MONTREAL</b>											
1	All family heads - Tous chefs de famille	334,967	1,191,416	3.6	294,442	24,515	16,010	220,075	131,913	36,288	51,874
2	Male - Hommes	305,492	1,105,211	3.6	270,829	20,502	14,161	201,782	126,708	33,414	41,660
3	Under 35 years - Moins de 35 ans	91,467	300,162	3.3	71,513	12,397	7,557	62,920	62,174	498	248
4	35-44 years - ans	81,879	335,688	4.1	75,001	3,842	3,036	66,857	50,437	12,295	4,125
5	45-54 " "	64,297	257,909	4.0	61,047	1,466	1,784	47,344	11,798	16,601	18,945
6	55-64 " "	42,012	140,471	3.3	40,034	962	1,016	20,183	1,804	3,670	14,709
7	65 years and over - ans et plus	25,837	70,981	2.7	23,234	1,835	768	4,478	495	350	3,633
8	Female - Femmes	29,475	86,205	2.9	23,613	4,013	1,849	18,293	5,205	2,874	10,214
9	Under 35 years - Moins de 35 ans	2,878	7,787	2.7	1,086	1,301	491	2,871	2,691	102	78
10	35-44 years - ans	4,662	14,877	3.2	3,301	809	552	4,632	1,660	1,187	1,785
11	45-54 " "	6,850	22,414	3.3	5,880	561	409	6,068	547	1,325	4,196
12	55-64 " "	6,856	19,933	2.9	6,096	564	196	3,859	168	224	3,467
13	65 years and over - ans et plus	8,229	21,194	2.6	7,250	778	201	863	139	36	688
14	Married - Mariés	306,248	1,107,379	3.6	269,995	21,439	14,814	204,472	128,969	33,750	41,753
15	Under 35 years - Moins de 35 ans	93,332	305,144	3.3	72,082	13,319	7,931	64,783	63,934	559	280
16	35-44 years - ans	83,347	340,245	4.1	75,914	4,140	3,293	68,320	50,956	12,632	4,732
17	45-54 " "	64,840	259,347	4.0	61,455	1,516	1,869	47,778	11,831	16,630	19,317
18	55-64 " "	41,156	137,668	3.3	39,254	911	981	19,527	1,787	3,602	14,138
19	65 years and over - ans et plus	23,573	64,975	2.8	21,290	1,553	730	4,064	461	327	3,276
20	Husband and wife at home - Époux et épouse à la maison	297,659	1,082,349	3.6	264,686	19,326	13,647	196,942	125,492	32,647	38,803
21	Under 35 years - Moins de 35 ans	90,985	298,902	3.3	71,345	12,139	7,501	62,450	61,754	475	221
22	35-44 years - ans	80,955	332,823	4.1	74,425	3,609	2,921	65,936	49,976	12,096	3,864
23	45-54 " "	62,627	252,477	4.0	59,720	1,285	1,622	45,785	11,593	16,218	17,974
24	55-64 " "	40,071	134,590	3.4	38,370	795	906	18,833	1,721	3,539	13,573
25	65 years and over - ans et plus	23,021	63,557	2.8	20,826	1,498	697	3,938	448	319	3,171
26	Husband only at home - Époux seulement à la maison	2,052	5,849	2.9	1,332	460	260	1,732	694	245	793
27	Under 35 years - Moins de 35 ans	368	970	2.6	133	195	40	357	314	17	26
28	35-44 years - ans	492	1,451	2.9	280	133	79	489	255	84	150
29	45-54 " "	585	1,750	3.0	423	76	86	542	91	109	342
30	55-64 " "	361	1,028	2.8	284	40	37	263	30	30	203
31	65 years and over - ans et plus	246	650	2.6	212	16	18	81	4	5	72
32	Wife only at home - Épouse seulement à la maison	6,537	19,181	2.9	3,977	1,653	907	5,798	2,783	858	2,157
33	Under 35 years - Moins de 35 ans	1,979	5,272	2.7	604	985	390	1,976	1,866	67	43
34	35-44 years - ans	1,900	5,971	3.1	1,209	398	293	1,895	725	452	718
35	45-54 " "	1,628	5,120	3.1	1,312	155	161	1,451	147	303	1,001
36	55-64 " "	724	2,050	2.8	600	76	48	431	36	33	362
37	65 years and over - ans et plus	306	768	2.5	252	39	15	45	9	3	33
38	Widowed - Veufs ou veuves	27,763	81,666	2.9	23,795	2,873	1,095	14,711	2,530	2,467	9,714
39	Under 35 years - Moins de 35 ans	791	2,268	2.9	427	284	80	788	733	34	21
40	35-44 years - ans	2,851	9,434	3.3	2,148	443	260	2,827	993	806	1,028
41	45-54 " "	6,051	20,332	3.4	5,267	484	300	5,398	463	1,278	3,657
42	55-64 " "	7,604	22,492	3.0	6,780	608	216	4,436	173	290	3,973
43	65 years and over - ans et plus	10,466	27,140	2.6	9,173	1,054	239	1,262	168	59	1,035
44	Male - Hommes	5,638	16,657	3.0	4,709	690	239	2,970	464	510	1,996
45	Under 35 years - Moins de 35 ans	97	238	2.5	27	57	13	97	92	4	1
46	35-44 years - ans	393	1,318	3.4	266	92	35	393	185	113	95
47	45-54 " "	1,030	3,543	3.4	865	97	68	964	96	267	601
48	55-64 " "	1,551	4,791	3.1	1,357	124	70	1,059	48	100	911
49	65 years and over - ans et plus	2,567	6,767	2.6	2,194	320	53	457	43	26	388
50	Female - Femmes	22,125	65,009	2.9	19,086	2,183	856	11,741	2,066	1,957	7,718
51	Under 35 years - Moins de 35 ans	694	2,030	2.9	400	227	67	691	641	30	20
52	35-44 years - ans	2,458	8,116	3.3	1,882	351	225	2,434	808	693	933
53	45-54 " "	5,021	16,789	3.3	4,402	387	232	4,434	367	1,011	3,056
54	55-64 " "	6,053	17,701	2.9	5,423	484	146	3,377	125	190	3,062
55	65 years and over - ans et plus	7,899	20,373	2.6	6,979	734	186	805	125	33	647
56	Divorced - Divorcés	634	1,631	2.6	393	168	73	591	289	58	244
57	Male - Hommes	75	197	2.6	51	16	8	72	29	7	36
58	Female - Femmes	559	1,434	2.6	342	152	65	519	260	51	208
59	Single - Célibataires	322	740	2.3	259	35	28	301	125	13	163
60	Male - Hommes	68	159	2.3	51	10	7	66	29	5	32
61	Female - Femmes	254	581	2.3	208	25	21	235	96	8	131

1. See Introduction for full explanation of types of family.  
2. Median earnings of head less than \$1,500.

**TABLEAU 137. Familles selon l'état matrimonial, le sexe et l'âge du chef, importance numérique, composition et type de la famille et gain médian des chefs de famille de salariés, zones métropolitaines de recensement des cités de 100,000 et plus, 1951 - suite**

Families by number of children — Familles selon le nombre d'enfants									Children at home by age and activity — Enfants à la maison selon l'âge et l'activité					Wage-earner families — Familles de salariés		No
									0	1	2	3	4	5	6-8	
Total	At school — A l'école	In labour force — Figurant à la main-d'oeuvre	\$													
114,892	84,240	65,309	34,302	17,000	8,812	8,245	1,567	501,847	338,727	163,120	50,150	95,740	251,418	2,420	1	
103,710	74,730	60,748	32,783	15,985	8,295	7,749	1,494	466,231	325,506	140,725	45,596	79,831	245,497	2,437	2	
28,547	29,009	20,525	8,554	3,166	1,091	556	19	117,565	116,651	914	315	461	83,578	2,382	3	
15,022	17,990	21,473	13,274	6,810	3,478	3,244	588	172,648	145,545	27,103	12,156	12,060	69,342	2,543	4	
16,953	15,250	12,931	7,921	4,428	2,909	3,126	781	125,874	53,961	71,913	23,505	40,794	52,206	2,484	5	
21,829	9,553	4,915	2,697	1,401	750	764	103	42,920	8,185	34,735	8,601	22,152	31,531	2,405	6	
21,359	2,928	902	337	182	67	59	3	7,224	1,164	6,060	1,019	4,364	8,840	2,053	7	
11,182	9,510	4,563	2,119	1,015	517	496	73	35,616	13,221	22,395	4,554	15,909	5,921	2	8	
7	1,589	821	298	98	29	34	2	4,895	4,675	220	91	97	1,158	2	9	
30	2,082	1,188	645	328	171	187	31	10,108	5,080	5,028	1,430	3,116	2,049	2	10	
782	2,726	1,573	801	425	265	239	39	13,257	2,761	10,496	2,150	7,505	1,943	2	11	
2,997	2,391	879	345	158	51	34	1	6,298	489	5,809	786	4,538	675	2	12	
7,366	722	102	30	6	1	2	—	1,058	216	842	97	653	96	2	13	
101,776	76,089	61,536	33,113	16,091	8,332	7,812	1,499	471,227	329,879	141,348	45,736	80,610	244,857	2,432	14	
28,549	30,061	21,043	8,760	3,222	1,105	572	20	120,675	119,648	1,027	368	503	84,261	2,376	15	
15,027	18,692	21,844	13,466	6,897	3,528	3,293	600	175,704	147,053	28,651	12,530	13,119	69,892	2,530	16	
17,062	15,477	13,064	7,967	4,460	2,905	3,131	774	126,582	54,023	72,559	23,523	41,542	51,890	2,477	17	
21,629	9,225	4,760	2,606	1,344	732	758	102	41,645	8,072	33,573	8,368	21,461	30,545	2,407	18	
19,509	2,634	825	314	168	62	58	3	6,621	1,083	5,538	949	3,985	8,269	2,057	19	
100,717	72,126	59,613	32,239	15,693	8,161	7,633	1,477	456,957	322,323	134,634	44,235	76,111	240,965	2,441	20	
28,535	28,709	20,414	8,515	3,157	1,085	551	19	116,829	115,972	857	307	434	83,140	2,382	21	
15,019	17,562	21,230	13,153	6,738	3,455	3,214	584	170,725	144,353	26,372	11,924	11,707	68,580	2,546	22	
16,842	14,520	12,560	7,716	4,321	2,838	3,061	769	122,464	53,049	69,415	22,871	39,353	50,878	2,489	23	
21,238	8,799	4,603	2,548	1,310	722	749	102	40,484	7,894	32,590	8,204	20,737	30,174	2,412	24	
19,083	2,536	806	307	167	61	58	3	6,455	1,055	5,400	929	3,880	8,193	2,060	25	
320	966	427	168	97	35	36	3	3,149	1,517	1,632	387	1,001	1,523	2,203	26	
11	223	89	30	8	4	3	—	561	516	45	4	20	336	2,180	27	
3	253	126	55	29	12	12	2	945	598	347	99	187	412	2,246	28	
43	281	126	62	40	15	17	1	1,071	309	762	185	472	457	2,189	29	
98	147	72	18	19	3	4	—	464	83	381	83	250	2,257	30	30	
165	62	14	3	1	1	—	—	108	11	97	16	72	65	1,861	31	
739	2,997	1,496	706	301	136	143	19	11,121	6,039	5,082	1,114	3,498	2,369	2	32	
3	1,129	540	215	57	16	18	1	3,285	3,160	125	57	49	785	2	33	
5	877	488	258	130	61	67	14	4,034	2,102	1,932	507	1,225	900	2	34	
177	676	378	189	99	52	53	4	3,047	665	2,382	467	1,717	555	2	35	
293	279	85	40	15	7	5	—	697	95	602	79	474	118	2	36	
261	36	5	4	—	—	—	—	58	17	41	4	33	11	2	37	
13,052	7,512	3,614	1,736	884	470	428	67	29,312	8,188	21,124	4,200	14,755	5,973	1,800	38	
3	375	262	84	37	13	16	1	1,474	1,397	77	29	37	316	1,549	39	
24	1,145	758	426	229	116	135	18	6,516	3,305	3,211	949	1,918	1,279	1,673	40	
653	2,338	1,391	739	384	266	234	46	12,199	2,609	9,590	2,055	6,601	2,099	1,756	41	
3,168	2,651	1,026	434	214	69	40	2	7,479	586	6,893	1,003	5,175	1,613	1,997	42	
9,204	1,003	177	53	20	6	3	—	1,644	291	1,353	164	1,024	666	1,897	43	
2,668	1,540	682	365	192	98	79	14	5,922	1,559	4,363	946	2,663	2,905	2,257	44	
—	68	20	6	1	1	1	—	141	132	9	2	6	85	2,196	45	
—	148	109	63	42	11	18	2	922	563	359	123	156	327	2,373	46	
66	415	233	138	63	56	48	11	2,258	565	1,693	441	939	826	2,339	47	
492	581	238	131	72	25	11	1	1,942	201	1,741	307	1,151	1,085	2,279	48	
2,110	328	82	27	14	5	1	—	659	98	561	73	411	582	1,989	49	
10,384	5,972	2,932	1,371	692	372	349	53	23,390	6,629	16,761	3,254	12,092	3,068	2	50	
3	307	242	78	36	12	15	1	1,333	1,265	68	27	31	231	2	51	
24	997	649	363	187	105	117	16	5,594	2,742	2,852	826	1,762	952	2	52	
587	1,923	1,158	601	321	210	186	35	9,941	2,044	7,897	1,614	5,662	1,273	2	53	
2,676	2,070	788	303	142	44	29	1	5,537	385	5,152	696	4,024	528	2	54	
7,094	675	95	26	6	1	2	—	985	193	792	91	613	84	2	55	
43	390	128	38	22	9	3	1	923	489	434	155	239	384	1,743	56	
3	44	17	8	2	—	1	—	117	62	55	18	29	53	2,833	57	
40	346	111	30	20	9	2	1	806	427	379	137	210	331	1,670	58	
21	249	31	15	3	1	2	—	385	171	214	59	136	204	1,778	59	
2	54	7	3	1	1	—	—	86	45	41	10	27	51	2,111	60	
19	195	24	12	2	—	2	—	299	126	173	49	109	153	1,683	61	

1. Voir dans l'Introduction les explications complètes concernant les types de famille.  
2. Gain médian du chef, moins de \$1,500.

TABLE 137. Families by marital status, sex and age of head, showing family size, composition and type, and median earnings of wage-earner family heads, for the census metropolitan areas of cities of 100,000 population and over, 1951 - Continued

No.	Marital status, sex, and age of head État matrimonial et sexe et âge du chef	Total	Persons in families Nombre de personnes dans les familles	Average number of persons per family Moyenne de personnes par famille	Families by type <sup>1</sup> Familles selon le type <sup>1</sup>			Families with children by age of children Familles avec enfants selon l'âge des enfants			
					Maintaining own household Ne maintenant pas leur propre ménage	Not maintaining own household Ne maintenant pas leur propre ménage		Total	All under 14 Tous enfants de moins de 14 ans	Under and over 14 De moins et de plus de 14 ans	All over 14 Tous enfants de plus de 14 ans
						Related Parentes	Non-related Non parentes				
<b>OTTAWA</b>											
1	All family heads - Tous chefs de famille	67,017	240,274	3.6	58,376	4,923	3,718	44,990	28,233	7,521	9,236
2	Male - Hommes	60,838	222,810	3.7	53,581	4,037	3,220	41,083	26,868	6,899	7,316
3	Under 35 years - Moins de 35 ans	19,482	66,827	3.4	15,212	2,375	1,895	14,230	14,066	115	49
4	35-44 years - ans	16,399	69,786	4.3	14,992	812	595	13,830	10,197	2,827	808
5	45-54 " "	10,922	44,116	4.0	10,322	287	313	8,124	2,113	3,024	2,987
6	55-64 " "	8,376	27,194	3.2	7,927	210	239	3,979	424	835	2,720
7	65 years and over - ans et plus	5,659	14,887	2.6	5,128	353	178	920	68	98	754
8	Female - Femmes	6,179	17,464	2.8	4,795	886	498	3,907	1,365	622	1,920
9	Under 35 years - Moins de 35 ans	856	2,385	2.8	324	389	143	856	806	28	22
10	35-44 years - ans	1,070	3,442	3.2	727	201	142	1,066	401	305	360
11	45-54 " "	1,272	3,909	3.1	1,090	88	94	1,108	105	244	759
12	55-64 " "	1,297	3,651	2.8	1,151	79	67	734	28	40	666
13	65 years and over - ans et plus	1,684	4,077	2.4	1,503	129	52	143	25	5	113
14	Married - Mariés	61,554	224,958	3.7	53,729	4,384	3,441	42,125	27,648	7,035	7,442
15	Under 35 years - Moins de 35 ans	20,108	68,553	3.4	15,429	2,673	2,006	14,856	14,666	129	61
16	35-44 years - ans	16,839	71,158	4.2	15,242	915	682	14,267	10,372	2,937	958
17	45-54 " "	11,114	44,650	4.0	10,474	295	345	8,283	2,126	3,056	3,101
18	55-64 " "	8,254	26,783	3.2	7,825	188	241	3,881	421	819	2,641
19	65 years and over - ans et plus	5,239	13,814	2.6	4,759	313	167	838	63	94	681
20	Husband and wife at home - Époux et épouse à la maison	59,414	218,848	3.7	52,511	3,779	3,124	40,203	26,595	6,766	6,842
21	Under 35 years - Moins de 35 ans	19,349	66,487	3.4	15,168	2,300	1,881	14,099	13,944	112	43
22	35-44 years - ans	16,215	69,210	4.3	14,883	761	571	13,647	10,105	2,784	758
23	45-54 " "	10,681	43,388	4.1	10,149	243	289	7,897	2,080	2,972	2,845
24	55-64 " "	8,040	26,213	3.3	7,646	171	223	3,735	404	804	2,527
25	65 years and over - ans et plus	5,129	13,550	2.6	4,665	304	160	825	62	94	669
26	Husband only at home - Époux seulement à la maison	419	1,148	2.7	239	124	56	368	185	48	135
27	Under 35 years - Moins de 35 ans	111	283	2.5	40	59	12	109	103	2	4
28	35-44 years - ans	114	335	2.9	59	37	18	113	63	21	29
29	45-54 " "	88	249	2.8	53	20	15	84	10	16	58
30	55-64 " "	70	189	2.7	57	6	7	52	8	9	35
31	65 years and over - ans et plus	36	92	2.6	30	2	4	10	1	-	9
32	Wife only at home - Épouse seulement à la maison	1,721	4,962	2.9	979	481	261	1,554	868	221	465
33	Under 35 years - Moins de 35 ans	648	1,783	2.8	221	314	113	648	619	15	14
34	35-44 years - ans	510	1,613	3.2	300	117	93	507	204	132	171
35	45-54 " "	345	1,013	2.9	272	32	41	302	36	68	198
36	55-64 " "	144	381	2.6	122	11	11	94	9	6	79
37	65 years and over - ans et plus	74	172	2.3	64	7	3	3	-	-	3
38	Widowed - Veufs ou veuves	5,202	14,653	2.8	4,479	473	250	2,626	471	458	1,697
39	Under 35 years - Moins de 35 ans	156	477	3.1	80	58	18	156	140	10	6
40	35-44 years - ans	539	1,833	3.4	418	76	45	538	193	179	166
41	45-54 " "	1,019	3,219	3.2	884	75	60	894	80	205	609
42	55-64 " "	1,397	4,009	2.9	1,235	98	64	817	29	55	733
43	65 years and over - ans et plus	2,091	5,115	2.4	1,862	166	63	221	29	9	183
44	Male - Hommes	973	2,728	2.8	810	125	38	480	79	78	323
45	Under 35 years - Moins de 35 ans	16	39	2.4	2	12	2	16	15	-	1
46	35-44 years - ans	59	212	3.6	43	11	5	59	27	19	13
47	45-54 " "	140	447	3.2	110	22	8	130	20	34	76
48	55-64 " "	265	788	3.0	223	33	9	191	12	21	158
49	65 years and over - ans et plus	493	1,242	2.5	432	47	14	84	5	4	75
50	Female - Femmes	4,229	11,925	2.8	3,669	348	212	2,146	392	380	1,374
51	Under 35 years - Moins de 35 ans	140	438	3.1	78	46	16	140	125	10	5
52	35-44 years - ans	480	1,621	3.4	375	65	40	479	166	160	153
53	45-54 " "	879	2,772	3.2	774	53	52	764	60	171	533
54	55-64 " "	1,132	3,221	2.8	1,012	65	55	626	17	34	575
55	65 years and over - ans et plus	1,598	3,873	2.4	1,430	119	49	137	24	5	108
56	Divorced - Divorcés	188	486	2.6	114	56	18	174	88	22	64
57	Male - Hommes	22	61	2.8	12	9	1	22	7	4	11
58	Female - Femmes	166	425	2.6	102	47	17	152	81	18	53
59	Single - Célibataires	73	177	2.4	54	10	9	65	26	6	33
60	Male - Hommes	10	25	2.5	9	-	1	10	2	3	5
61	Female - Femmes	63	152	2.4	45	10	8	55	24	3	28

1. See Introduction for full explanation of types of family.  
2. Median earnings of head less than \$1,500.



**TABLEAU 137. Familles selon l'état matrimonial, le sexe et l'âge du chef, importance numérique, composition et type de la famille et gain médian des chefs de famille de salariés, zones métropolitaines de recensement des cités de 100,000 et plus, 1951 - suite**

Familles by number of children Familles selon le nombre d'enfants								Children at home by age and activity Enfants à la maison selon l'âge et l'activité					Wage-earner families Familles de salariés		No
								Total	Under 14 years De moins de 14 ans	14-24 years 14-24 ans			Total	Median earnings of head Gain médian du chef	
										Total	At school A l'école	In labour force Figurant à la main-d'oeuvre			
0	1	2	3	4	5	6-8	9+								
22,027	16,520	13,719	7,217	3,656	1,788	1,754	336	104,184	74,850	29,334	11,617	15,042	52,799	2,484	1
19,755	14,466	12,725	6,797	3,414	1,688	1,688	325	96,728	71,483	25,245	10,393	12,483	50,683	2,528	2
5,252	5,962	4,810	2,170	802	312	170	4	27,983	27,792	191	111	54	18,365	2,398	3
2,569	3,436	4,411	2,770	1,516	777	771	149	37,147	31,248	5,899	3,284	2,000	14,605	2,734	4
2,798	2,605	2,251	1,307	809	435	567	150	21,740	10,247	11,493	4,659	5,803	9,244	2,684	5
4,397	1,883	1,034	484	261	150	148	19	8,366	1,963	6,403	2,064	3,756	6,649	2,604	6
4,739	580	219	66	26	14	12	3	1,492	233	1,259	275	870	1,820	1,873	7
2,272	2,054	994	420	242	100	86	11	7,456	3,367	4,089	1,224	2,559	2,116	2	8
—	458	244	87	39	17	9	2	1,528	1,466	62	38	12	399	2	9
4	452	297	140	88	45	40	4	2,356	1,275	1,081	474	513	637	2	10
164	548	281	128	78	34	35	4	2,246	504	1,742	497	1,133	623	2	11
563	477	153	61	36	4	2	—	1,153	86	1,067	199	787	363	2	12
1,541	119	19	4	1	—	—	—	173	36	137	16	114	94	2	13
19,429	14,994	13,003	6,912	3,494	1,718	1,676	328	98,712	73,093	25,619	10,566	12,710	51,008	2,511	14
5,252	6,296	4,999	2,229	829	322	175	6	29,082	28,859	223	131	60	18,617	2,387	15
2,572	3,628	4,536	2,819	1,553	802	779	150	38,075	31,769	6,306	3,450	2,212	14,856	2,710	16
2,831	2,696	2,279	1,326	830	434	568	150	22,031	10,312	11,719	4,712	5,984	9,301	2,662	17
4,373	1,846	992	476	257	148	143	19	8,160	1,931	6,229	2,015	3,664	6,512	2,601	18
4,401	528	197	62	25	12	11	3	1,364	222	1,142	258	790	1,722	1,874	19
19,211	13,978	12,504	6,718	3,365	1,665	1,649	324	95,115	70,836	24,279	10,118	11,936	49,853	2,533	20
5,250	5,878	4,782	2,156	798	311	170	4	27,780	27,599	181	109	52	18,251	2,399	21
2,568	3,352	4,365	2,743	1,504	770	765	148	36,759	30,997	5,762	3,231	1,939	14,451	2,738	22
2,784	2,487	2,196	1,290	788	426	560	150	21,286	10,126	11,160	4,549	5,631	9,038	2,694	23
4,305	1,742	968	467	250	146	143	19	7,943	1,893	6,050	1,972	3,539	6,408	2,612	24
4,304	519	193	62	25	12	11	3	1,347	221	1,126	257	775	1,705	1,862	25
51	211	85	39	23	8	2	—	644	369	275	102	142	334	2,279	26
2	70	25	9	4	1	—	—	168	162	6	—	1	94	2,173	27
1	59	24	19	5	4	2	—	218	150	68	32	29	99	2,341	28
4	46	19	6	12	1	—	—	155	36	119	45	59	78	2,278	29
18	29	14	5	2	2	—	—	90	20	70	24	42	54	2,600	30
26	7	3	—	—	—	—	—	13	1	12	1	11	9	—	31
187	805	414	155	106	45	25	4	2,953	1,888	1,065	346	632	821	2	32
—	348	192	64	27	10	5	2	1,134	1,098	36	22	7	272	2	33
3	217	147	57	44	28	12	2	1,098	622	476	187	244	306	2	34
43	163	64	30	30	7	8	—	590	150	440	118	294	185	2	35
50	75	10	4	5	—	—	—	127	18	109	19	83	50	2	36
71	2	1	—	—	—	—	—	4	—	4	—	4	8	2	37
2,576	1,371	657	290	157	66	78	7	5,105	1,557	3,548	977	2,254	1,612	2	38
—	72	43	19	12	6	4	—	321	299	22	12	5	86	2	39
1	205	146	87	48	17	32	3	1,282	667	595	267	271	321	2	40
125	421	238	107	56	35	34	3	1,870	413	1,457	422	917	524	2	41
580	504	190	69	40	6	7	1	1,339	115	1,224	243	870	490	2	42
1,870	169	40	8	1	2	1	—	293	43	250	33	191	191	2	43
493	259	127	36	25	15	17	1	917	254	663	162	391	468	2,267	44
—	11	3	2	—	—	—	—	23	21	2	—	1	15	2,250	45
—	20	17	7	7	3	4	1	152	95	57	19	24	45	2,462	46
10	63	33	11	8	8	7	—	280	78	202	58	108	117	2,320	47
74	112	51	12	9	2	5	—	331	49	282	68	175	186	2,415	48
409	53	23	4	1	2	1	—	131	11	120	17	83	105	1,804	49
2,083	1,112	530	254	132	51	61	6	4,188	1,303	2,885	815	1,863	1,144	2	50
—	61	40	17	12	6	4	—	298	278	20	12	4	2	2	51
1	185	129	80	41	14	28	2	1,130	592	538	248	247	276	2	52
115	358	205	96	48	27	27	3	1,590	335	1,255	364	809	407	2	53
506	392	139	57	31	4	2	1	1,008	66	942	175	695	304	2	54
1,461	116	17	4	—	—	—	—	162	32	130	16	108	86	2	55
14	109	43	14	4	3	—	1	277	158	119	61	51	137	1,792	56
—	11	6	4	1	—	—	—	39	19	20	8	10	19	3,006	57
14	98	37	10	3	3	—	1	238	139	99	53	41	118	1,697	58
8	46	16	1	1	1	—	—	90	42	48	13	27	42	1,813	59
—	7	3	—	—	—	—	—	13	5	8	3	4	9	—	60
8	39	13	1	1	1	—	—	77	37	40	10	23	33	1,833	61

1. Voir dans l'Introduction les explications complètes concernant les types de famille.

2. Gain médian du chef, moins de \$1,500.

TABLE 137. Families by marital status, sex and age of head, showing family size, composition and type, and median earnings of wage-earner family heads, for the census metropolitan areas of cities of 100,000 population and over, 1951 - Continued

No.	Marital status, sex, and age of head Etat matrimonial et sexe et âge du chef	Total	Persons in families Nombre de personnes dans les familles	Average number of persons per family Moyenne de personnes par famille	Families by type <sup>1</sup>			Families with children by age of children Familles avec enfants selon l'âge des enfants			
					Familles selon le type <sup>1</sup>			Total	All under 14 Tous enfants de moins de 14 ans	Under and over 14 De moins et de plus de 14 ans	All over 14 Tous enfants de plus de 14 ans
					Maintaining own household Maintenant leur propre ménage	Not maintaining own household Ne maintenant pas leur propre ménage					
						Related Parentes	Non-related Non parentes				
<b>QUÉBEC</b>											
1	All family heads - Tous chefs de famille	54,076	233,422	4.3	49,949	3,029	1,098	39,421	22,825	8,035	8,561
2	Male - Hommes	49,123	216,186	4.4	45,744	2,441	938	36,444	22,149	7,459	6,836
3	Under 35 years - Moins de 35 ans	13,998	50,955	3.6	12,289	1,268	441	10,593	10,491	82	20
4	35-44 years - ans	14,111	68,240	4.8	13,375	548	188	12,145	9,366	2,303	476
5	45-54 " "	10,188	53,940	5.3	9,850	202	136	8,479	1,935	3,995	2,549
6	55-64 " "	6,440	28,728	4.5	6,243	120	77	4,133	260	982	2,991
7	65 years and over - ans et plus	4,386	14,323	3.3	3,987	303	96	1,094	97	97	900
8	Female - Femmes	4,953	17,236	3.5	4,205	588	160	2,977	676	576	1,725
9	Under 35 years - Moins de 35 ans	347	998	2.9	178	142	27	346	328	7	11
10	35-44 years - ans	596	2,251	3.8	450	95	51	593	231	194	168
11	45-54 " "	1,086	4,509	4.2	988	67	31	988	59	292	637
12	55-64 " "	1,307	4,792	3.7	1,189	95	23	849	28	77	744
13	65 years and over - ans et plus	1,617	4,686	2.9	1,400	189	28	201	30	6	165
14	Married - Mariés	48,553	214,013	4.4	45,087	2,494	972	36,403	22,384	7,415	6,604
15	Under 35 years - Moins de 35 ans	14,205	51,565	3.6	12,389	1,356	460	10,800	10,690	87	23
16	35-44 years - ans	14,225	68,633	4.8	13,433	578	214	12,259	9,418	2,327	514
17	45-54 " "	10,144	53,582	5.3	9,805	203	136	8,426	1,935	3,949	2,542
18	55-64 " "	6,204	27,782	4.5	6,010	114	80	3,958	257	962	2,739
19	65 years and over - ans et plus	3,775	12,451	3.3	3,450	243	82	960	84	90	786
20	Husband and wife at home - Époux et épouse à la maison	47,528	210,631	4.4	44,398	2,248	882	35,520	21,957	7,290	6,273
21	Under 35 years - Moins de 35 ans	13,931	50,781	3.6	12,257	1,235	439	10,530	10,432	81	17
22	35-44 years - ans	13,965	67,720	4.8	13,275	509	181	12,004	9,287	2,270	447
23	45-54 " "	9,878	52,620	5.3	9,592	173	113	8,183	1,904	3,893	2,386
24	55-64 " "	6,073	27,329	4.5	5,902	100	71	3,865	255	957	2,653
25	65 years and over - ans et plus	3,681	12,181	3.3	3,372	231	78	938	79	89	770
26	Husband only at home - Époux seulement à la maison	283	951	3.4	205	59	19	228	89	29	110
27	Under 35 years - Moins de 35 ans	44	118	2.7	23	21	-	40	37	1	2
28	35-44 years - ans	62	213	3.4	36	19	7	58	36	7	15
29	45-54 " "	78	291	3.7	59	10	9	74	11	18	45
30	55-64 " "	49	185	3.8	45	4	-	43	1	3	39
31	65 years and over - ans et plus	50	144	2.9	42	5	3	13	4	-	9
32	Wife only at home - Épouse seulement à la maison	742	2,431	3.3	484	187	71	655	338	96	221
33	Under 35 years - Moins de 35 ans	230	666	2.9	109	100	21	230	221	5	4
34	35-44 years - ans	198	700	3.5	122	50	26	197	95	50	52
35	45-54 " "	188	671	3.6	154	20	14	169	20	38	111
36	55-64 " "	82	268	3.3	63	10	9	50	1	2	47
37	65 years and over - ans et plus	44	126	2.9	36	7	1	9	1	1	7
38	Widowed - Veufs ou veuves	5,446	19,203	3.5	4,802	522	122	2,952	417	609	1,926
39	Under 35 years - Moins de 35 ans	125	349	2.8	69	50	6	125	119	2	4
40	35-44 years - ans	464	1,811	3.9	378	62	24	463	175	166	122
41	45-54 " "	1,103	4,784	4.3	1,011	62	30	1,015	53	332	630
42	55-64 " "	1,530	5,710	3.7	1,410	100	20	1,015	27	97	891
43	65 years and over - ans et plus	2,224	6,549	2.9	1,934	248	42	334	43	12	279
44	Male - Hommes	1,291	4,549	3.5	1,126	128	37	677	98	137	442
45	Under 35 years - Moins de 35 ans	20	45	2.3	6	12	2	20	20	-	-
46	35-44 years - ans	80	298	3.7	62	18	-	80	43	26	11
47	45-54 " "	221	1,000	4.5	191	18	14	211	18	81	112
48	55-64 " "	316	1,210	3.8	294	16	6	223	3	22	198
49	65 years and over - ans et plus	654	1,996	3.1	573	66	15	143	14	8	121
50	Female - Femmes	4,155	14,654	3.5	3,676	394	85	2,275	319	472	1,484
51	Under 35 years - Moins de 35 ans	105	304	2.9	63	38	4	105	99	2	4
52	35-44 years - ans	384	1,513	3.9	316	44	24	383	132	140	111
53	45-54 " "	882	3,784	4.3	820	46	16	804	35	251	518
54	55-64 " "	1,214	4,500	3.7	1,116	84	14	792	24	75	693
55	65 years and over - ans et plus	1,570	4,553	2.9	1,361	182	27	191	29	4	158
56	Divorced - Divorcés	19	73	3.8	13	6	-	17	6	5	6
57	Male - Hommes	5	19	3.8	2	3	-	5	1	1	3
58	Female - Femmes	14	54	3.9	11	3	-	12	5	4	3
59	Single - Célibataires	58	133	2.3	47	7	4	49	18	6	25
60	Male - Hommes	16	36	2.3	13	3	-	14	4	2	8
61	Female - Femmes	42	97	2.3	34	4	4	35	14	4	17

1. See Introduction for full explanation of types of family.  
2. Median earnings of head less than \$1,500.

**TABLEAU 137. Familles selon l'état matrimonial, le sexe et l'âge du chef, importance numérique, composition et type de la famille et gain médian des chefs de famille de salariés, zones métropolitaines de recensement des cités de 100,000 et plus, 1951 - suite**

Familles by number of children Familles selon le nombre d'enfants									Children at home by age and activity Enfants à la maison selon l'âge et l'activité					Wage-earner families Familles de salariés			No
									Total	14-24 years 14-24 ans			Total	Median earnings of head Gain médian du chef	Total	Median earnings of head Gain médian du chef	
										Under 14 years De moins de 14 ans	At school A l'école	In labour force Figurant à la main-d'oeuvre					
0	1	2	3	4	5	6-8	9+						\$				
14,655	11,349	9,492	6,743	4,433	2,815	3,586	1,003	116,487	76,717	39,770	12,777	20,034	39,168	2,165	1		
12,679	10,145	8,781	6,326	4,130	2,669	3,418	975	109,280	74,435	34,845	11,632	16,896	38,645	2,175	2		
3,405	4,048	3,226	1,816	868	374	249	12	23,009	22,865	144	40	74	12,574	2,139	3		
1,966	2,439	2,811	2,364	1,700	1,111	1,380	340	40,107	34,709	5,398	2,630	1,803	11,731	2,213	4		
1,709	1,734	1,543	1,367	1,034	863	1,398	540	32,363	14,434	17,929	6,050	8,781	8,162	2,222	5		
2,307	1,306	971	654	459	298	364	81	11,765	2,135	9,630	2,598	5,223	4,719	2,217	6		
3,292	618	230	125	69	23	27	2	2,036	292	1,744	314	1,035	1,459	1,804	7		
1,976	1,204	711	417	303	146	168	28	7,207	2,282	4,925	1,145	3,138	523	2	8		
1	187	101	44	23	9	2	-	650	625	25	9	12	68	2	9		
3	197	144	84	67	42	47	12	1,639	902	737	278	376	138	2	10		
98	288	232	160	134	60	98	16	2,881	592	2,289	547	1,460	201	2	11		
458	387	208	123	76	34	21	-	1,785	117	1,668	291	1,147	91	2	12		
1,416	165	26	6	3	1	-	-	252	46	206	20	143	25	2	13		
12,150	10,141	8,788	6,333	4,117	2,651	3,401	972	109,022	74,850	34,172	11,506	16,612	38,153	2,175	14		
3,405	4,144	3,284	1,845	885	380	250	12	23,412	23,258	154	45	77	12,596	2,137	15		
1,966	2,487	2,840	2,380	1,709	1,110	1,391	342	40,385	34,888	5,497	2,669	1,864	11,715	2,209	16		
1,718	1,733	1,546	1,361	1,019	852	1,380	535	32,060	14,332	17,728	5,979	8,729	8,029	2,219	17		
2,246	1,243	920	635	438	288	353	81	11,338	2,104	9,234	2,530	5,019	4,526	2,224	18		
2,815	534	198	112	66	21	27	2	1,827	268	1,559	283	923	1,287	1,802	19		
12,008	9,757	8,566	6,198	4,047	2,623	3,365	964	107,052	73,741	33,311	11,273	16,123	37,790	2,179	20		
3,401	4,010	3,209	1,810	867	373	249	12	22,910	22,771	139	39	72	12,516	2,138	21		
1,961	2,388	2,778	2,339	1,688	1,099	1,376	336	39,743	34,460	5,283	2,587	1,760	11,611	2,214	22		
1,695	1,642	1,484	1,324	997	842	1,361	533	31,450	14,161	17,289	5,870	8,470	7,913	2,227	23		
2,208	1,196	902	615	431	288	352	81	11,159	2,094	9,065	2,497	4,915	4,479	2,227	24		
2,743	321	193	110	64	21	27	2	1,790	255	1,535	280	906	1,271	1,804	25		
55	100	54	41	17	6	6	4	511	248	263	65	128	201	1,969	26		
4	23	10	6	1	1	-	-	66	63	3	1	-	36	2,188	27		
4	20	16	13	4	3	-	2	142	104	38	16	17	52	1,912	28		
4	32	14	11	8	2	5	2	189	65	124	31	52	64	1,844	29		
6	19	10	9	4	-	1	-	90	7	83	14	49	33	2,167	30		
37	6	4	2	1	-	-	-	24	9	15	3	10	16	1,500	31		
87	284	168	94	53	22	30	4	1,459	861	598	168	361	162	2	32		
-	111	65	29	18	6	1	-	436	424	12	5	5	44	2	33		
1	79	46	28	17	8	15	4	500	324	176	66	87	52	2	34		
19	59	48	26	14	8	14	-	421	106	315	78	207	52	2	35		
32	28	8	11	3	-	-	-	89	3	86	19	55	14	2	36		
35	7	1	-	1	-	-	-	13	4	9	-	7	-	-	37		
2,494	1,164	693	407	311	162	184	31	7,352	1,821	5,531	1,248	3,387	986	1,641	38		
-	61	41	15	5	2	1	-	224	214	10	3	5	38	1,625	39		
1	139	112	66	57	43	36	10	1,335	715	620	229	308	147	2	40		
88	273	225	165	146	70	115	21	3,132	679	2,453	608	1,473	321	1,556	41		
515	442	258	142	97	44	32	-	2,202	144	2,058	357	1,347	283	1,763	42		
1,890	249	57	19	6	3	-	-	459	69	390	51	254	197	1,710	43		
614	277	156	86	64	40	47	7	1,685	433	1,252	290	632	641	1,991	44		
-	15	5	-	-	-	-	-	25	25	-	-	-	19	2,143	45		
-	29	16	12	8	9	4	2	218	145	73	25	24	65	2,119	46		
10	53	43	31	28	19	32	5	706	202	504	147	231	178	2,097	47		
93	89	59	30	24	10	11	-	514	33	481	87	258	207	2,020	48		
511	91	33	13	4	2	-	-	222	28	194	31	119	172	1,816	49		
1,880	887	537	321	247	122	137	24	5,667	1,388	4,279	958	2,755	345	2	50		
-	46	36	15	5	2	1	-	199	189	10	3	5	19	2	51		
1	110	96	54	49	34	32	8	1,117	570	547	204	284	82	2	52		
78	220	182	134	118	51	83	16	2,426	477	1,949	461	1,242	143	2	53		
422	353	199	112	73	34	21	-	1,688	111	1,577	270	1,089	76	2	54		
1,379	158	24	6	2	1	-	-	237	41	196	20	135	25	2	55		
2	6	2	2	5	1	1	-	49	19	30	9	13	6	-	56		
-	1	1	1	2	-	-	-	14	6	8	3	4	4	-	57		
2	5	1	1	3	1	1	-	35	13	22	6	9	2	-	58		
9	38	9	1	-	1	-	-	64	27	37	14	22	23	2	59		
2	10	4	-	-	-	-	-	18	7	11	1	9	9	-	60		
7	28	5	1	-	-	-	-	46	20	26	13	13	14	2	61		

1. Voir dans l'introduction les explications complètes concernant les types de famille.  
2. Gain médian du chef, moins de \$1,500.

**TABLE 137. Families by marital status, sex and age of head, showing family size, composition and type, and median earnings of wage-earner family heads, for the census metropolitan areas of cities of 100,000 population and over, 1951 - Continued**

No.	Marital status, sex, and age of head État matrimonial et sexe et âge du chef	Total	Persons in families Nombre de personnes dans les familles	Average number of persons per family Moyenne de personnes par famille	Families by type <sup>1</sup>			Families with children by age of children Familles avec enfants selon l'âge des enfants			
					Familles selon le type <sup>1</sup>			Total	All under 14 Tous enfants de moins de 14 ans	Under and over 14 De moins et de plus de 14 ans	All over 14 Tous enfants de plus de 14 ans
					Maintaining own household Maintenant leur propre ménage	Not maintaining own household Ne maintenant pas leur propre ménage					
						Related Parentes	Non-related Non parentes				
<b>TORONTO</b>											
1	All family heads - Tous chefs de famille	302,381	937,393	3.1	235,880	27,922	38,579	179,032	107,304	24,350	47,378
2	Male - Hommes	277,276	873,412	3.1	218,661	23,858	34,757	163,018	101,692	22,370	38,956
3	Under 35 years - Moins de 35 ans	80,070	243,725	3.0	46,403	14,288	19,379	50,833	50,144	442	247
4	35-44 years - ans	69,421	252,265	3.6	57,317	4,806	7,298	55,126	40,108	9,479	5,539
5	45-54 " "	56,991	191,587	3.4	51,029	1,732	4,230	38,759	9,716	10,533	18,710
6	55-64 " "	41,271	114,854	2.8	37,894	1,178	2,199	15,148	1,425	1,924	11,799
7	65 years and over - ans et plus	29,523	70,981	2.4	26,018	1,854	1,651	3,152	299	192	2,661
8	Female - Femmes	25,105	63,981	2.5	17,219	4,064	3,822	16,014	5,612	1,980	8,422
9	Under 35 years - Moins de 35 ans	3,499	8,784	2.5	913	1,647	939	3,498	3,297	101	100
10	35-44 years - ans	4,738	13,160	2.8	2,737	951	1,050	4,709	1,729	1,059	1,921
11	45-54 " "	5,537	15,083	2.7	4,185	477	875	4,849	461	721	3,667
12	55-64 " "	5,017	12,483	2.5	4,098	442	477	2,553	84	86	2,383
13	65 years and over - ans et plus	6,314	14,471	2.3	5,286	547	481	405	41	13	351
14	Married - Mariés	281,391	884,885	3.1	219,687	25,494	36,210	168,053	104,812	23,026	40,215
15	Under 35 years - Moins de 35 ans	82,475	249,889	3.0	46,948	15,473	20,054	53,238	52,433	504	301
16	35-44 years - ans	71,467	258,044	3.6	58,362	5,254	7,831	57,166	40,871	9,972	6,323
17	45-54 " "	58,032	194,479	3.4	51,714	1,838	4,480	39,663	9,809	10,467	19,387
18	55-64 " "	41,179	114,498	2.8	37,739	1,198	2,242	14,997	1,410	1,895	11,692
19	65 years and over - ans et plus	28,238	67,975	2.4	24,904	1,731	1,603	2,989	289	188	2,512
20	Husband and wife at home - Époux et épouse à la maison	271,786	859,609	3.2	214,896	22,934	33,956	159,576	100,672	21,961	36,943
21	Under 35 years - Moins de 35 ans	79,606	242,606	3.0	46,309	14,009	19,288	50,380	49,737	427	216
22	35-44 years - ans	68,572	250,026	3.6	56,898	4,566	7,108	54,287	39,711	9,336	5,240
23	45-54 " "	55,824	188,487	3.4	50,255	1,594	3,975	37,665	9,569	10,148	17,948
24	55-64 " "	40,103	111,841	2.8	36,966	1,083	2,054	14,354	1,374	1,866	11,114
25	65 years and over - ans et plus	27,681	66,649	2.4	24,468	1,682	1,531	2,890	281	184	2,425
26	Husband only at home - Époux seulement à la maison	2,028	5,176	2.6	1,045	527	456	1,745	689	187	869
27	Under 35 years - Moins de 35 ans	376	913	2.4	71	235	70	365	328	11	26
28	35-44 years - ans	568	1,487	2.6	267	167	134	559	268	86	205
29	45-54 " "	563	1,470	2.6	325	82	156	528	70	77	381
30	55-64 " "	323	798	2.5	229	28	66	230	18	11	201
31	65 years and over - ans et plus	198	508	2.6	153	15	30	63	5	2	56
32	Wife only at home - Épouse seulement à la maison	7,577	20,100	2.7	3,746	2,033	1,798	6,732	3,451	878	2,403
33	Under 35 years - Moins de 35 ans	2,493	6,370	2.6	568	1,229	696	2,493	2,368	66	59
34	35-44 years - ans	2,327	6,531	2.8	1,217	521	589	2,320	892	550	878
35	45-54 " "	1,645	4,522	2.7	1,134	162	349	1,470	170	242	1,058
36	55-64 " "	753	1,859	2.5	544	87	122	413	18	18	377
37	65 years and over - ans et plus	359	818	2.3	283	34	42	36	3	2	31
38	Widowed - Veufs ou veuves	19,206	48,285	2.5	15,322	1,952	1,932	9,309	1,667	1,190	6,452
39	Under 35 years - Moins de 35 ans	564	1,411	2.5	230	225	109	564	521	23	20
40	35-44 years - ans	1,972	5,615	2.8	1,322	325	325	1,958	688	473	797
41	45-54 " "	4,089	11,225	2.7	3,214	323	552	3,579	316	563	2,700
42	55-64 " "	5,022	12,644	2.5	4,194	409	419	2,654	93	115	2,446
43	65 years and over - ans et plus	7,559	17,390	2.3	6,362	670	527	554	49	16	489
44	Male - Hommes	3,214	8,038	2.5	2,598	323	293	1,466	233	201	1,032
45	Under 35 years - Moins de 35 ans	39	93	2.4	11	17	11	39	37	-	2
46	35-44 years - ans	187	525	2.8	111	41	35	186	88	44	54
47	45-54 " "	530	1,452	2.7	400	45	85	496	64	105	327
48	55-64 " "	825	2,168	2.6	689	63	73	552	31	47	474
49	65 years and over - ans et plus	1,633	3,800	2.3	1,387	157	89	193	13	5	175
50	Female - Femmes	15,992	40,247	2.5	12,724	1,629	1,639	7,843	1,434	989	5,420
51	Under 35 years - Moins de 35 ans	525	1,318	2.5	219	208	98	525	484	23	18
52	35-44 years - ans	1,785	5,090	2.9	1,211	284	290	1,772	600	429	743
53	45-54 " "	3,559	9,773	2.7	2,814	278	467	3,083	252	458	2,373
54	55-64 " "	4,197	10,476	2.5	3,505	346	346	2,102	62	68	1,972
55	65 years and over - ans et plus	5,926	13,590	2.3	4,975	513	438	361	36	11	314
56	Divorced - Divorcés	1,507	3,633	2.4	751	435	321	1,425	656	133	636
57	Male - Hommes	214	514	2.4	106	67	41	202	78	20	104
58	Female - Femmes	1,293	3,119	2.4	645	368	280	1,223	578	113	532
59	Single - Célibataires	277	590	2.1	120	41	116	245	169	1	75
60	Male - Hommes	34	75	2.2	16	7	11	29	20	1	8
61	Female - Femmes	243	515	2.1	104	34	105	216	149	-	67

1. See Introduction for full explanation of types of family.  
2. Median earnings of head less than \$1,500.

**TABLEAU 137. Familles selon l'état matrimonial, le sexe et l'âge du chef, importance numérique, composition et type de la famille et gain médian des chefs de famille de salariés, zones métropolitaines de recensement des cités de 100,000 et plus, 1951 - suite**

Familles by number of children Familles selon le nombre d'enfants								Children at home by age and activity Enfants à la maison selon l'âge et l'activité					Wage-earner families Familles de salariés		No
								Total	Under 14 years De moins de 14 ans	14-24 years 14-24 ans			Total	Median earnings of head Gain médian du chef	
										Total	At school A l'école	In labour force Figurant à la main-d'oeuvre			
0	1	2	3	4	5	6-8	9+				\$				
123,349	83,892	60,230	22,884	7,609	2,537	1,717	163	328,870	224,063	104,805	42,653	55,908	230,607	2,653	1
114,258	74,067	56,182	21,521	7,121	2,371	1,601	155	303,258	213,058	90,200	38,408	46,347	221,815	2,691	2
29,237	26,664	17,420	5,110	1,231	290	117	1	83,968	83,174	794	420	305	72,836	2,615	3
14,295	18,990	21,678	9,327	3,264	1,066	731	70	114,144	93,255	20,889	11,573	8,012	58,768	2,855	4
18,232	16,904	12,815	5,521	2,072	798	584	65	75,823	31,256	44,567	19,013	22,968	46,218	2,757	5
26,123	9,211	3,700	1,393	492	196	140	16	24,809	4,684	20,125	6,544	12,359	31,641	2,641	6
26,371	2,298	569	170	62	21	29	3	4,514	689	3,825	858	2,703	12,352	2,226	7
9,091	9,825	4,048	1,363	488	166	116	8	25,612	11,007	14,605	4,247	9,561	8,792	2	8
1	2,262	854	264	87	19	12	-	5,280	5,056	224	150	54	1,942	2	9
29	2,456	1,382	559	182	75	53	2	8,359	4,107	4,252	1,660	2,340	2,921	1,513	10
688	2,855	1,284	424	176	61	43	6	8,041	1,563	6,478	1,784	4,346	2,644	2	11
2,464	1,893	494	110	40	10	6	-	3,458	210	3,248	593	2,496	1,101	2	12
5,909	359	34	6	3	1	2	-	474	71	403	60	325	184	2	13
113,338	76,881	57,610	22,027	7,299	2,437	1,639	160	311,779	218,792	92,987	39,337	48,086	223,779	2,675	14
29,237	28,147	18,044	5,315	1,299	305	127	1	87,723	86,794	929	510	338	74,041	2,600	15
14,301	20,026	22,274	9,585	3,346	1,105	758	72	117,860	95,137	22,723	12,271	9,035	59,952	2,832	16
18,369	17,417	13,070	5,589	2,115	815	589	68	77,370	31,557	45,813	19,275	23,899	46,604	2,738	17
26,182	9,126	3,671	1,376	480	192	136	16	24,522	4,630	19,892	6,450	12,265	31,239	2,635	18
25,249	2,165	551	162	59	20	29	3	4,304	674	3,630	831	2,549	11,943	2,226	19
112,210	71,856	55,371	21,243	7,039	2,333	1,579	155	297,931	211,070	86,861	37,391	44,319	218,385	2,695	20
29,226	26,344	17,321	5,088	1,219	290	117	1	83,336	82,594	742	406	280	74,417	2,617	21
14,285	18,512	21,432	9,245	3,247	1,053	728	70	112,775	92,472	20,303	11,314	7,732	58,046	2,860	22
18,159	16,252	12,538	5,409	2,044	782	575	65	74,032	30,806	43,226	18,561	22,189	45,276	2,762	23
25,749	8,654	3,550	1,343	471	188	132	16	23,626	4,544	19,082	6,297	11,661	30,804	2,645	24
24,791	2,094	530	158	58	20	27	3	4,162	654	3,508	813	2,457	11,842	2,227	25
283	1,113	426	148	34	16	8	-	2,679	1,222	1,457	457	869	1,575	2,361	26
11	258	76	20	11	-	-	-	514	471	43	9	22	341	2,299	27
9	325	160	54	11	7	2	-	899	510	389	169	191	483	2,424	28
35	316	137	56	10	7	2	-	847	188	659	203	398	450	2,379	29
93	170	39	15	1	2	3	-	327	42	285	66	195	221	2,306	30
135	44	14	3	1	-	1	-	92	11	81	10	63	80	2,361	31
845	3,912	1,813	636	226	88	52	5	11,169	6,500	4,669	1,489	2,898	3,819	2	32
-	1,545	647	207	69	15	10	-	3,873	3,729	144	95	36	1,283	2	33
7	1,189	682	286	88	45	28	2	4,186	2,155	2,031	788	1,112	1,423	2	34
175	849	395	124	61	26	12	3	2,491	563	1,928	511	1,312	878	2	35
340	302	82	18	8	2	1	-	569	44	525	87	409	214	2	36
323	27	7	1	-	-	1	-	50	9	41	8	29	21	2	37
9,897	5,806	2,270	769	293	91	77	3	14,802	4,060	10,742	2,902	7,233	5,571	1,630	38
-	366	138	41	14	4	1	-	847	803	44	30	11	347	1,559	39
14	943	618	252	91	28	26	-	3,607	1,752	1,855	728	1,021	1,188	1,619	40
510	2,080	949	336	130	43	38	3	5,995	1,167	4,828	1,390	3,170	1,989	1,580	41
2,368	1,937	515	126	52	14	10	-	3,685	256	3,429	670	2,560	1,463	1,652	42
7,005	480	50	14	6	2	2	-	668	82	586	84	471	584	1,884	43
1,748	932	333	121	47	19	14	-	2,332	611	1,721	500	1,073	1,646	2,496	44
-	26	12	-	1	-	-	-	54	52	2	-	1	36	2,611	45
1	87	64	25	5	4	1	-	337	201	136	64	58	157	2,733	46
34	286	125	52	18	8	7	-	847	239	608	226	339	429	2,668	47
273	378	108	35	20	6	5	-	841	96	745	176	496	601	2,546	48
1,440	155	24	9	3	1	1	-	253	23	230	34	179	423	2,188	49
8,149	4,874	1,937	648	246	72	63	3	12,470	3,449	9,021	2,402	6,160	3,925	2	50
-	340	126	41	13	4	1	-	793	751	42	30	10	311	2	51
13	856	554	227	86	24	25	-	3,270	1,551	1,719	664	963	1,031	2	52
476	1,794	824	284	112	35	31	3	5,148	928	4,220	1,164	2,831	1,560	2	53
2,095	1,559	407	91	32	8	5	-	2,844	160	2,684	494	2,064	862	2	54
5,565	325	26	5	3	1	1	-	415	59	356	50	292	161	2	55
82	985	331	82	17	9	1	-	2,013	1,018	995	387	547	1,094	1,771	56
12	141	49	8	1	3	-	-	282	130	152	57	80	180	2,643	57
70	844	282	74	16	6	1	-	1,731	888	843	330	467	914	1,662	58
32	220	19	6	-	-	-	-	276	195	81	29	42	163	1,667	59
5	25	3	1	-	-	-	-	34	25	9	3	6	29	2,364	60
27	195	16	5	-	-	-	-	242	170	72	26	36	134	1,514	61

1. Voir dans l'Introduction les explications complètes concernant les types de famille.  
2. Gain médian du chef, moins de \$1,500.

**TABLE 137. Families by marital status, sex and age of head, showing family size, composition and type, and median earnings of wage-earner family heads, for the census metropolitan areas of cities of 100,000 population and over, 1951 - Continued**

No.	Marital status, sex, and age of head État matrimonial et sexe et âge du chef	Total	Persons in families — Nombre de personnes dans les familles	Average number of persons per family — Moyenne de personnes par famille	Families by type <sup>1</sup>			Families with children by age of children — Familles avec enfants selon l'âge des enfants			
					Families selon le type <sup>1</sup>		Total	All under 14 — Tous enfants de moins de 14 ans	Under and over 14 — De moins et de plus de 14 ans	All over 14 — Tous enfants de plus de 14 ans	
					Main- taining own house- hold — Main- tenant leur propre ménage	Not maintaining own household — Ne maintenant pas leur propre ménage					Related — Parentes
<b>VANCOUVER</b>											
1	All family heads — Tous chefs de famille	141,939	443,526	3.1	129,040	6,654	6,245	84,316	54,238	10,867	19,211
2	Male — Hommes	129,635	412,334	3.2	119,569	4,998	5,068	76,115	50,651	9,923	15,541
3	Under 35 years — Moins de 35 ans	33,631	108,764	3.2	28,827	2,571	2,233	23,735	23,425	207	103
4	35-44 years — ans	33,239	124,004	3.7	31,210	985	1,044	27,125	20,836	4,175	2,114
5	45-54 " " "	23,636	80,223	3.4	22,592	367	677	16,084	5,246	4,310	6,528
6	55-64 " " "	19,153	52,594	2.7	18,341	307	505	6,982	897	1,057	5,028
7	65 years and over — ans et plus	19,976	46,749	2.3	18,599	768	609	2,189	247	174	1,768
8	Female — Femmes	12,304	31,192	2.5	9,471	1,656	1,177	8,201	3,587	944	3,670
9	Under 35 years — Moins de 35 ans	2,156	5,569	2.6	941	826	389	2,154	2,044	63	47
10	35-44 years — ans	2,497	6,957	2.8	1,762	375	360	2,489	1,139	511	839
11	45-54 " " "	2,301	6,245	2.7	1,958	152	191	2,021	262	311	1,448
12	55-64 " " "	2,384	5,770	2.4	2,132	126	126	1,251	83	42	1,126
13	65 years and over — ans et plus	2,966	6,651	2.2	2,678	177	111	286	59	17	210
14	Married — Mariés	132,040	419,136	3.2	120,797	5,654	5,589	78,796	52,446	10,256	16,094
15	Under 35 years — Moins de 35 ans	34,994	112,350	3.2	29,414	3,096	2,484	25,098	24,724	248	126
16	35-44 years — ans	34,224	126,871	3.7	31,883	1,099	1,242	28,111	21,278	4,395	2,438
17	45-54 " " "	24,140	81,652	3.4	22,977	416	747	16,514	5,299	4,395	6,820
18	55-64 " " "	19,232	52,782	2.7	18,397	312	523	7,003	902	1,050	5,051
19	65 years and over — ans et plus	19,450	45,481	2.3	18,126	731	593	2,070	243	168	1,659
20	Husband and wife at home — Époux et épouse à la maison	127,325	406,518	3.2	117,769	4,711	4,845	74,597	50,119	9,753	14,725
21	Under 35 years — Moins de 35 ans	33,474	108,369	3.2	28,764	2,503	2,207	23,578	23,277	203	98
22	35-44 years — ans	32,822	122,847	3.7	30,947	893	982	26,710	20,590	4,108	2,012
23	45-54 " " "	23,172	79,004	3.4	22,227	328	617	15,634	5,152	4,244	6,238
24	55-64 " " "	18,716	51,529	2.8	17,966	284	466	6,679	866	1,036	4,777
25	65 years and over — ans et plus	19,141	44,769	2.3	17,865	703	573	1,996	234	162	1,600
26	Husband only at home — Époux seulement à la maison	752	1,932	2.6	516	107	129	665	291	75	299
27	Under 35 years — Moins de 35 ans	97	244	2.5	44	35	18	97	93	2	2
28	35-44 years — ans	231	644	2.8	145	42	44	230	134	36	60
29	45-54 " " "	201	514	2.6	150	15	36	194	46	29	119
30	55-64 " " "	124	290	2.3	93	7	24	94	13	5	76
31	65 years and over — ans et plus	99	240	2.4	84	8	7	50	5	3	42
32	Wife only at home — Épouse seulement à la maison	3,963	10,686	2.7	2,512	836	615	3,534	2,036	428	1,070
33	Under 35 years — Moins de 35 ans	1,423	3,737	2.6	606	558	259	1,423	1,354	43	26
34	35-44 years — ans	1,171	3,380	2.9	791	164	216	1,171	554	251	366
35	45-54 " " "	767	2,134	2.8	600	73	94	686	101	122	463
36	55-64 " " "	392	963	2.5	338	21	33	230	23	9	198
37	65 years and over — ans et plus	210	472	2.2	177	20	13	24	4	3	17
38	Widowed — Veufs ou veuves	8,378	20,670	2.5	7,312	644	422	4,093	1,027	462	2,604
39	Under 35 years — Moins de 35 ans	351	930	2.6	188	118	45	350	327	15	8
40	35-44 years — ans	846	2,402	2.8	656	121	69	843	403	180	260
41	45-54 " " "	1,519	4,138	2.7	1,360	74	85	1,332	164	198	970
42	55-64 " " "	2,199	5,349	2.4	1,983	117	99	1,173	73	47	1,053
43	65 years and over — ans et plus	3,463	7,851	2.3	3,125	214	124	395	60	22	313
44	Male — Hommes	1,306	3,268	2.5	1,128	119	59	617	136	71	410
45	Under 35 years — Moins de 35 ans	24	69	2.9	7	14	3	24	24	—	—
46	35-44 years — ans	91	272	3.0	64	20	7	91	58	20	13
47	45-54 " " "	191	528	2.8	166	15	10	185	34	29	122
48	55-64 " " "	278	695	2.5	253	13	12	183	14	14	155
49	65 years and over — ans et plus	722	1,704	2.4	638	57	27	134	6	8	120
50	Female — Femmes	7,072	17,402	2.5	6,184	525	363	3,476	891	391	2,194
51	Under 35 years — Moins de 35 ans	327	861	2.6	181	104	42	326	303	15	8
52	35-44 years — ans	755	2,130	2.8	592	101	62	752	345	180	247
53	45-54 " " "	1,328	3,610	2.7	1,194	59	75	1,147	130	169	848
54	55-64 " " "	1,921	4,654	2.4	1,730	104	87	990	59	33	598
55	65 years and over — ans et plus	2,741	6,147	2.2	2,487	157	97	261	54	14	193
56	Divorced — Divorcés	1,403	3,452	2.5	857	346	200	1,320	696	145	479
57	Male — Hommes	221	539	2.4	132	57	32	212	94	22	96
58	Female — Femmes	1,182	2,913	2.5	725	289	168	1,108	602	123	383
59	Single — Célibataires	118	268	2.3	74	10	34	107	69	4	34
60	Male — Hommes	31	77	2.5	24	4	3	24	11	2	11
61	Female — Femmes	87	191	2.2	50	6	31	83	58	2	23

1. See Introduction for full explanation of types of family.  
2. Median earnings of head less than \$1,500.

**TABLEAU 137. Familles selon l'état matrimonial, le sexe et l'âge du chef, importance numérique, composition et type de la famille et gain médian des chefs de famille de salariés, zones métropolitaines de recensement des cités de 100,000 et plus, 1951 - suite**

Familles by number of children Familles selon le nombre d'enfants								Children at home by age and activity Enfants à la maison selon l'âge et l'activité					Wage-earner families Familles de salariés			No	
								Total	14-24 years 14-24 ans			Total	At school A l'école	In labour force Figurant à la main-d'oeuvre	Total		Median earnings of head Gain médian du chef
									Under 14 years De moins de 14 ans	Total	At school A l'école						
0	1	2	3	4	5	6-8	9+						\$				
57,623	35,964	30,427	11,871	3,996	1,278	713	67	160,078	116,667	43,411	20,938	20,360	97,723	2,506	1		
53,520	31,022	28,303	11,129	3,750	1,178	669	64	146,864	109,881	36,983	18,484	16,673	93,978	2,546	2		
9,896	10,701	9,313	2,835	691	149	41	5	41,651	41,299	352	216	105	30,196	2,467	3		
6,114	8,088	11,265	5,142	1,800	529	283	18	57,899	49,391	8,508	5,711	2,397	27,530	2,721	4		
7,552	6,493	5,560	2,401	955	387	252	36	32,564	15,854	16,710	8,356	7,558	18,664	2,616	5		
12,171	4,160	1,754	628	259	95	82	4	11,628	2,771	8,857	3,365	5,047	12,827	2,445	6		
17,787	1,580	411	123	45	18	11	1	3,122	566	2,556	836	1,566	4,761	2,042	7		
4,103	4,942	2,124	742	246	100	44	3	13,214	6,786	6,428	2,454	3,687	3,745	2	8		
2	1,268	611	199	60	13	3	—	3,410	3,277	133	102	25	1,114	2	9		
8	1,258	780	287	94	47	22	1	4,442	2,509	1,933	994	844	1,402	2	10		
280	1,194	515	192	71	30	17	2	3,366	756	2,610	925	1,580	844	2	11		
1,133	976	189	56	19	9	2	—	1,655	155	1,500	355	1,077	350	2	12		
2,680	246	29	8	2	1	—	—	341	89	252	78	161	35	2	13		
53,244	32,410	29,118	11,430	3,861	1,223	688	66	151,599	113,235	38,364	19,080	17,438	94,841	2,529	14		
9,896	11,451	9,743	2,967	732	156	44	5	43,874	43,447	427	277	117	30,779	2,452	15		
6,113	8,564	11,554	5,273	1,848	557	296	19	59,774	50,438	9,336	6,107	2,788	27,974	2,701	16		
7,626	6,727	5,674	2,443	980	396	257	37	33,341	16,034	17,307	8,545	7,966	18,724	2,602	17		
12,229	4,180	1,756	627	258	97	81	4	11,648	2,767	8,881	3,350	5,096	12,693	2,441	18		
17,360	1,488	391	120	43	17	10	1	2,962	549	2,413	801	1,471	4,671	2,043	19		
52,728	30,064	27,942	10,998	3,703	1,168	658	64	144,483	108,821	35,662	17,946	16,036	92,763	2,548	20		
9,896	10,598	9,276	2,824	686	148	41	5	41,416	41,073	343	211	104	30,058	2,468	21		
6,112	7,878	11,135	5,093	1,783	526	277	18	57,163	48,877	8,286	5,568	2,340	27,193	2,723	22		
7,538	6,215	5,452	2,358	940	383	250	36	31,848	15,635	16,213	8,153	7,317	18,295	2,621	23		
12,037	3,940	1,696	609	254	95	81	4	11,208	2,787	8,501	3,250	4,848	12,570	2,447	24		
17,145	1,433	383	114	40	16	9	1	2,848	529	2,319	764	1,427	4,647	2,045	25		
87	422	154	56	21	6	6	—	1,050	554	496	231	208	511	2,348	26		
—	62	26	6	3	—	—	—	144	140	4	1	—	88	2,382	27		
1	121	66	27	9	2	5	—	410	278	132	83	39	183	2,452	28		
7	125	45	15	6	3	—	—	299	100	199	84	96	157	2,330	29		
30	77	12	4	1	—	—	—	117	24	93	35	44	63	2,167	30		
49	37	5	4	2	1	1	—	80	12	68	28	29	20	1,625	31		
429	1,924	1,022	376	137	49	24	2	6,066	3,860	2,206	903	1,194	1,567	2	32		
—	791	441	137	43	8	3	—	2,314	2,234	80	65	13	633	2	33		
—	565	353	153	58	29	14	1	2,201	1,283	918	456	409	598	2	34		
81	387	177	70	34	10	7	1	1,194	299	895	308	553	272	2	35		
162	163	48	14	3	2	—	—	323	36	287	65	204	60	2	36		
186	18	3	2	1	—	—	—	34	8	26	9	15	4	—	37		
4,285	2,617	941	348	114	49	23	1	6,401	2,199	4,202	1,454	2,530	1,869	1,560	38		
1	204	90	35	17	4	—	—	577	545	32	20	10	202	2	39		
3	391	282	114	34	15	7	—	1,552	914	638	347	262	486	1,570	40		
187	782	342	133	41	21	12	1	2,222	488	1,734	633	1,015	615	1,527	41		
1,026	910	179	56	18	7	3	—	1,562	151	1,411	346	990	444	1,648	42		
3,068	330	48	10	4	2	1	—	488	101	387	108	253	122	1,740	43		
689	382	145	60	21	4	5	—	988	330	658	227	362	511	2,416	44		
—	12	7	2	2	1	—	—	45	45	—	—	—	22	2,455	45		
—	36	31	16	6	1	—	—	181	140	41	29	6	76	2,600	46		
6	107	44	24	7	1	2	—	313	91	222	92	109	147	2,435	47		
95	124	41	14	3	—	1	—	267	33	234	67	140	175	2,453	48		
588	103	22	4	3	1	1	—	182	21	161	39	107	91	1,974	49		
3,596	2,235	796	288	93	45	18	1	5,413	1,869	3,544	1,227	2,168	1,358	2	50		
1	192	83	33	15	3	—	—	532	500	32	20	10	180	2	51		
3	355	251	98	28	14	6	—	1,371	774	597	318	256	410	2	52		
181	675	298	109	34	20	10	1	1,909	397	1,512	541	906	468	2	53		
931	786	138	42	15	7	2	—	1,295	118	1,177	279	850	269	2	54		
2,480	227	26	6	1	1	—	—	306	80	226	69	146	31	2	55		
83	847	356	92	19	5	1	—	1,942	1,140	802	377	379	941	1,581	56		
9	139	55	14	4	—	—	—	307	156	151	73	59	178	2,500	57		
74	708	301	78	15	5	1	—	1,635	984	651	304	320	763	2	58		
11	90	12	1	2	1	1	—	136	93	43	27	13	72	1,595	59		
7	15	7	1	1	—	—	—	36	20	16	7	8	15	2,333	60		
4	75	5	—	1	1	1	—	100	73	27	20	5	57	2	61		

1. Voir dans l'Introduction les explications complètes concernant les types de famille.  
2. Gain médian du chef, moins de \$1,500.

TABLE 137. Families by marital status, sex and age of head, showing family size, composition and type, and median earnings of wage-earner family heads, for the census metropolitan areas of cities of 100,000 population and over, 1951 - Continued

No.	Marital status, sex, and age of head État matrimonial et sexe et âge du chef	Total	Persons in families — Nombre de personnes dans les familles	Average number of persons per family — Moyenne de per- sonnes par famille	Families by type <sup>1</sup>			Families with children by age of children — Familles avec enfants selon l'âge des enfants			
					Familles selon le type <sup>1</sup>			Total	All under 14 — Tous enfants de moins de 14 ans	Under and over 14 — De moins et de plus de 14 ans	All over 14 — Tous enfants de plus de 14 ans
					Main- tenant own house- hold — Main- tenant leur propre ménage	Not maintaining own household — Ne maintenant pas leur propre ménage					
						Related — Parentes	Non- related — Non- parentes				
<b>WINDSOR</b>											
1	All family heads — Tous chefs de famille	40,729	138,572	3.4	36,864	2,470	1,395	26,559	16,017	4,486	6,056
2	Male — Hommes	37,992	131,101	3.5	34,757	2,006	1,229	24,655	15,280	4,191	5,184
3	Under 35 years — Moins de 35 ans	11,770	39,761	3.4	9,772	1,310	688	8,604	8,484	88	32
4	35-44 years — ans	8,781	36,293	4.1	8,234	302	245	7,419	5,030	1,772	617
5	45-54 " " " " " "	8,561	30,843	3.6	8,250	152	159	5,965	1,484	1,890	2,591
6	55-64 " " " " " "	5,761	16,687	2.9	5,578	93	92	2,291	249	402	1,640
7	65 years and over — ans et plus	3,119	7,517	2.4	2,925	149	45	376	33	39	304
8	Female — Femmes	2,737	7,471	2.7	2,107	464	166	1,904	737	295	872
9	Under 35 years — Moins de 35 ans	536	1,455	2.7	216	253	67	536	492	28	16
10	35-44 years — ans	504	1,590	3.2	374	83	47	504	169	155	180
11	45-54 " " " " " "	589	1,742	3.0	530	35	24	503	54	99	350
12	55-64 " " " " " "	561	1,444	2.6	497	44	20	319	18	12	289
13	65 years and over — ans et plus	547	1,240	2.3	490	49	8	42	4	1	37
14	Married — Mariés	38,492	132,568	3.4	34,970	2,218	1,304	25,213	15,685	4,259	5,269
15	Under 35 years — Moins de 35 ans	12,135	40,764	3.4	9,908	1,494	733	8,969	8,821	107	41
16	35-44 years — ans	8,984	36,902	4.1	8,373	342	269	7,622	5,097	1,823	702
17	45-54 " " " " " "	8,633	31,054	3.6	8,317	150	166	6,009	1,492	1,897	2,620
18	55-64 " " " " " "	5,736	16,610	2.9	5,548	92	96	2,263	246	394	1,623
19	65 years and over — ans et plus	3,004	7,238	2.4	2,824	140	40	350	29	38	283
20	Husband and wife at home — Époux et épouse à la maison	37,241	129,078	3.5	34,178	1,894	1,169	24,091	15,096	4,103	4,892
21	Under 35 years — Moins de 35 ans	11,679	39,528	3.4	9,738	1,261	680	8,514	8,403	83	28
22	35-44 years — ans	8,645	35,870	4.1	8,130	285	230	7,284	4,975	1,742	567
23	45-54 " " " " " "	8,352	30,265	3.6	8,085	128	139	5,768	1,451	1,852	2,465
24	55-64 " " " " " "	5,616	16,304	2.9	5,451	84	81	2,186	239	389	1,558
25	65 years and over — ans et plus	2,949	7,111	2.4	2,774	136	39	339	28	37	274
26	Husband only at home — Époux seulement à la maison	317	884	2.8	214	61	42	289	116	44	129
27	Under 35 years — Moins de 35 ans	66	173	2.6	24	35	7	65	56	5	4
28	35-44 years — ans	96	293	3.1	72	13	11	95	34	20	41
29	45-54 " " " " " "	107	295	2.8	78	10	19	99	21	15	63
30	55-64 " " " " " "	31	82	2.6	25	1	5	25	4	3	18
31	65 years and over — ans et plus	17	41	2.4	15	2	—	5	1	1	3
32	Wife only at home — Épouse seulement à la maison	934	2,606	2.8	578	263	93	833	473	112	248
33	Under 35 years — Moins de 35 ans	390	1,063	2.7	146	198	46	390	362	19	9
34	35-44 years — ans	243	739	3.0	171	44	28	243	88	61	94
35	45-54 " " " " " "	174	494	2.8	154	12	8	142	20	30	92
36	55-64 " " " " " "	89	224	2.5	72	7	10	52	3	2	47
37	65 years and over — ans et plus	38	86	2.3	35	2	1	6	—	—	6
38	Widowed — Veufs ou veuves	2,030	5,493	2.7	1,778	188	64	1,149	217	206	726
39	Under 35 years — Moins de 35 ans	89	262	2.9	50	32	7	39	80	5	4
40	35-44 years — ans	236	805	3.4	197	23	16	236	71	90	75
41	45-54 " " " " " "	473	1,425	3.0	427	32	14	420	37	90	293
42	55-64 " " " " " "	574	1,492	2.6	517	43	14	338	21	19	298
43	65 years and over — ans et plus	658	1,509	2.3	587	58	13	66	8	2	56
44	Male — Hommes	384	1,010	2.6	333	37	14	226	42	40	144
45	Under 35 years — Moins de 35 ans	10	27	2.7	4	6	—	10	10	—	—
46	35-44 years — ans	27	86	3.2	23	1	3	27	14	7	6
47	45-54 " " " " " "	88	250	2.8	77	11	—	84	8	22	54
48	55-64 " " " " " "	109	290	2.7	96	8	5	75	6	10	59
49	65 years and over — ans et plus	150	357	2.4	133	11	6	30	4	1	25
50	Female — Femmes	1,646	4,483	2.7	1,445	151	50	923	175	166	582
51	Under 35 years — Moins de 35 ans	79	235	3.0	46	26	7	79	70	5	4
52	35-44 years — ans	209	719	3.4	174	22	13	209	57	83	69
53	45-54 " " " " " "	385	1,175	3.1	350	21	14	336	29	68	239
54	55-64 " " " " " "	465	1,202	2.6	421	35	9	263	15	9	239
55	65 years and over — ans et plus	508	1,152	2.3	454	47	7	36	4	1	31
56	Divorced — Divorcés	186	464	2.5	105	59	22	177	101	20	56
57	Male — Hommes	46	120	2.6	29	14	3	45	23	4	18
58	Female — Femmes	140	344	2.5	76	45	19	132	78	16	38
59	Single — Célibataires	21	47	2.2	11	5	5	20	14	1	5
60	Male — Hommes	4	9	2.3	3	—	1	4	3	—	1
61	Female — Femmes	17	38	2.2	8	5	4	16	11	1	4

1. See Introduction for full explanation of types of family.  
2. Median earnings of head less than \$1,500.



**TABEAU 137. Familles selon l'état matrimonial, le sexe et l'âge du chef, importance numérique, composition et type de la famille et gain médian des chefs de famille de salariés, zones métropolitaines de recensement des cités de 100,000 et plus, 1951 - suite**

Familles by number of children Familles selon le nombre d'enfants								Children at home by age and activity Enfants à la maison selon l'âge et l'activité					Wage-earner families Familles de salariés		No	
0	1	2	3	4	5	6-8	9+	Total	Under 14 years De moins de 14 ans	14-24 years 14-24 ans			Total	Median earnings of head Gain médian du chef		
											Total	At school A l'école	In labour force Figurant à la main-d'oeuvre			
														Total	\$	
14,170	10,344	8,645	4,206	1,810	760	704	90	56,835	40,255	16,580	7,497	7,959	33,232	2,751	1	
13,337	9,320	8,160	3,983	1,721	726	656	89	53,327	38,575	14,752	6,904	6,811	32,458	2,767	2	
3,166	3,639	3,117	1,250	415	124	54	5	16,296	16,160	136	82	42	11,117	2,690	3	
1,362	1,790	2,618	1,601	748	310	312	40	18,842	15,307	3,535	2,179	1,105	7,835	2,872	4	
2,598	2,321	1,830	885	431	227	234	37	13,417	5,994	7,423	3,393	3,518	7,336	2,836	5	
3,470	1,311	526	221	114	58	54	7	4,196	1,013	3,183	1,136	1,821	4,694	2,771	6	
2,743	259	69	26	13	7	2	—	576	101	475	114	325	1,476	2,468	7	
833	1,024	485	223	89	34	48	1	3,508	1,680	1,828	593	1,148	774	2	8	
—	294	144	70	17	7	4	—	919	870	49	39	8	272	2	9	
—	217	148	62	35	18	24	—	1,082	541	541	242	267	239	1,532	10	
86	253	128	69	26	7	19	1	990	227	763	207	515	191	1,556	11	
242	222	62	21	11	2	—	—	470	37	433	99	324	67	2	12	
505	38	3	1	—	—	—	—	47	5	42	6	34	5	—	13	
13,279	9,598	8,320	4,049	1,754	736	667	89	54,375	39,367	15,008	7,014	6,960	32,549	2,760	14	
3,166	3,833	3,217	1,299	430	129	56	5	16,934	16,765	169	108	47	11,280	2,680	15	
1,362	1,883	2,687	1,617	759	315	321	40	19,247	15,500	3,747	2,272	1,208	7,921	2,861	16	
2,624	2,347	1,831	891	439	227	237	37	13,516	6,010	7,506	3,405	3,596	7,307	2,832	17	
3,473	1,295	520	218	114	58	51	7	4,139	998	3,141	1,119	1,804	4,618	2,770	18	
2,654	240	65	24	12	7	2	—	539	94	445	110	305	1,423	2,465	19	
13,150	9,007	8,010	3,921	1,698	720	646	89	52,339	38,134	14,205	6,709	6,522	31,897	2,769	20	
3,165	3,585	3,093	1,239	414	124	54	5	16,157	16,031	126	81	38	11,038	2,691	21	
1,361	1,737	2,574	1,579	738	308	308	40	18,558	15,144	3,414	2,114	1,059	7,714	2,876	22	
2,584	2,215	1,774	866	421	223	232	37	13,069	5,886	7,183	3,313	3,387	7,151	2,838	23	
3,430	1,240	504	214	113	58	50	7	4,029	982	3,047	1,093	1,741	4,577	2,772	24	
2,610	230	65	23	12	7	2	—	526	91	435	108	297	1,417	2,465	25	
28	154	79	31	17	4	4	—	520	270	250	93	134	273	2,668	26	
1	37	18	9	1	—	—	—	104	94	10	1	4	58	2,500	27	
1	41	29	13	8	2	2	—	194	106	88	48	33	86	2,629	28	
8	55	28	8	7	2	1	—	175	57	118	32	78	96	2,793	29	
6	17	6	—	1	—	1	—	40	10	30	11	16	28	2,767	30	
12	4	—	1	—	—	—	—	7	3	4	1	3	5	—	31	
101	437	231	97	39	12	17	—	1,516	963	553	212	304	379	2	32	
—	211	106	51	15	5	2	—	673	640	33	26	5	184	2	33	
—	105	84	25	13	5	11	—	495	250	245	110	116	121	1,500	34	
32	77	31	17	11	2	4	—	272	67	205	60	131	60	1,536	35	
37	38	10	4	—	—	—	—	70	6	64	15	47	13	2	36	
32	6	—	—	—	—	—	—	6	—	6	1	5	1	—	37	
881	615	279	140	54	24	36	1	2,172	711	1,461	434	943	539	2,068	38	
—	40	26	17	2	2	2	—	173	164	9	6	3	42	2	39	
—	88	62	37	22	13	14	—	566	287	279	126	140	107	1,786	40	
53	200	118	60	18	7	16	1	837	197	640	182	412	197	2,149	41	
236	231	67	23	11	2	4	—	515	51	464	111	335	138	2,200	42	
592	56	6	3	1	—	—	—	81	12	69	9	53	55	2,423	43	
158	130	56	27	6	2	5	—	391	127	264	88	141	243	2,694	44	
—	5	3	2	—	—	—	—	17	17	—	—	—	7	—	45	
—	10	8	6	2	—	1	—	59	37	22	12	9	23	2,800	46	
4	41	27	10	3	2	1	—	154	45	109	43	47	76	2,790	47	
34	50	15	7	—	—	3	—	121	21	100	29	61	86	2,700	48	
120	24	3	2	1	—	—	—	40	7	33	4	24	51	2,500	49	
723	485	223	113	48	22	31	1	1,781	584	1,197	346	802	296	2	50	
—	35	23	15	2	2	2	—	156	147	9	6	3	35	2	51	
—	78	54	31	20	13	13	—	507	250	257	114	131	84	1,575	52	
49	159	91	50	15	5	15	1	683	152	531	139	365	121	1,500	53	
202	181	52	16	11	2	1	—	394	30	364	82	274	52	2	54	
472	32	3	1	—	—	—	—	41	5	36	5	29	4	—	55	
9	116	41	17	2	—	1	—	263	160	103	46	51	131	2,031	56	
1	26	14	4	—	—	—	—	72	41	31	13	13	41	2,706	57	
8	90	27	13	2	—	—	—	191	119	72	33	88	90	1,658	58	
1	15	5	—	—	—	—	—	25	17	8	3	5	13	2,167	59	
—	3	1	—	—	—	—	—	5	3	2	1	1	4	—	60	
1	12	4	—	—	—	—	—	20	14	6	2	4	9	—	61	

1. Voir dans l'Introduction les explications complètes concernant les types de famille.

2. Gain médian du chef, moins de \$1,500.

**TABLE 137. Families by marital status, sex and age of head showing family size, composition and type, and median earnings of wage-earner family heads, for the census metropolitan areas of cities of 100,000 population and over, 1951 - Concluded**

No.	Marital status, sex, and age of head — État matrimonial et sexe et âge du chef	Total	Persons in families — Nombre de personnes dans les familles	Average number of persons per family — Moyenne de per- sonnes par famille	Families by type <sup>1</sup>			Families with children by age of children — Familles avec enfants selon l'âge des enfants			
					Families selon le type <sup>1</sup>			Total	All under 14 — Tous enfants de moins de 14 ans	Under and over 14 — De moins et de plus de 14 ans	All over 14 — Tous enfants de plus de 14 ans
					Main- taining own house- hold — Main- tenant leur propre ménage	Not maintaining own household — Ne maintenant pas leur propre ménage					
						Related — Parentes	Non- related — Non parentes				
<b>WINNIPEG</b>											
1	All family heads - Tous chefs de famille	94,321	304,838	3.2	84,922	4,874	4,525	59,353	36,826	8,304	14,223
2	Male - Hommes	85,968	282,844	3.3	78,562	3,774	3,622	53,816	34,687	7,540	11,589
3	Under 35 years - Moins de 35 ans	24,427	78,735	3.2	20,434	2,030	1,963	17,192	17,006	131	55
4	35-44 years - ans	21,158	80,927	3.8	19,754	742	662	17,825	13,577	2,921	1,327
5	45-54 " "	15,742	56,593	3.6	15,121	258	363	11,616	3,315	3,472	4,829
6	55-64 " "	13,899	39,822	2.9	13,352	234	313	5,594	625	891	4,078
7	65 years and over - ans et plus	10,742	26,767	2.5	9,901	510	331	1,589	164	125	1,300
8	Female - Femmes	8,353	21,994	2.6	6,360	1,100	893	5,537	2,139	764	2,634
9	Under 35 years - Moins de 35 ans	1,378	3,632	2.6	584	494	300	1,378	1,288	63	27
10	35-44 years - ans	1,632	4,842	3.0	1,136	244	252	1,623	650	422	551
11	45-54 " "	1,629	4,490	2.8	1,342	120	167	1,423	126	227	1,070
12	55-64 " "	1,679	4,260	2.5	1,490	98	91	915	44	44	827
13	65 years and over - ans et plus	2,035	4,770	2.3	1,808	144	83	198	31	8	159
14	Married - Mariés	87,336	287,034	3.3	79,150	4,187	3,999	55,496	35,791	7,804	11,901
15	Under 35 years - Moins de 35 ans	25,345	81,243	3.2	20,811	2,378	2,156	18,110	17,865	177	68
16	35-44 years - ans	21,821	83,011	3.8	20,192	830	799	18,486	13,809	3,114	1,563
17	45-54 " "	16,037	57,422	3.6	15,335	284	418	11,872	3,339	3,501	5,032
18	55-64 " "	13,852	39,703	2.9	13,312	232	308	5,544	621	888	4,035
19	65 years and over - ans et plus	10,281	25,655	2.5	9,500	463	318	1,484	157	124	1,203
20	Husband and wife at home - Époux et épouse à la maison	84,307	278,603	3.3	77,246	3,567	3,494	52,808	34,386	7,423	10,999
21	Under 35 years - Moins de 35 ans	24,310	78,452	3.2	20,382	1,981	1,947	17,078	16,898	130	50
22	35-44 years - ans	20,964	80,388	3.8	19,630	695	639	17,632	13,468	2,889	1,275
23	45-54 " "	15,420	55,696	3.6	14,858	237	325	11,314	3,260	3,414	4,640
24	55-64 " "	13,506	38,838	2.9	13,030	202	274	5,341	607	870	3,864
25	65 years and over - ans et plus	10,107	25,229	2.5	9,346	452	309	1,443	153	120	1,170
26	Husband only at home - Époux seule- ment à la maison	468	1,232	2.6	326	74	68	378	165	45	168
27	Under 35 years - Moins de 35 ans	84	208	2.5	33	40	11	81	78	1	2
28	35-44 years - ans	92	262	2.8	57	21	14	91	50	14	27
29	45-54 " "	137	376	2.7	106	4	27	125	30	16	79
30	55-64 " "	99	242	2.4	76	8	15	62	6	10	46
31	65 years and over - ans et plus	56	144	2.6	54	1	1	19	1	4	14
32	Wife only at home - Épouse seule- ment à la maison	2,561	7,199	2.8	1,578	546	437	2,310	1,240	336	734
33	Under 35 years - Moins de 35 ans	951	2,583	2.7	396	357	198	951	889	46	16
34	35-44 years - ans	765	2,361	3.1	505	114	146	763	291	211	261
35	45-54 " "	480	1,350	2.8	371	43	66	433	49	71	313
36	55-64 " "	247	623	2.5	206	22	19	141	8	8	125
37	65 years and over - ans et plus	118	282	2.4	100	10	8	22	3	—	19
38	Widowed - Veufs ou veuves	6,276	16,082	2.6	5,362	544	370	3,179	668	419	2,092
39	Under 35 years - Moins de 35 ans	220	574	2.6	125	70	25	220	209	9	2
40	35-44 years - ans	694	2,059	3.0	524	105	65	688	296	185	207
41	45-54 " "	1,181	3,281	2.8	1,001	83	97	1,031	81	171	779
42	55-64 " "	1,693	4,306	2.5	1,509	97	87	940	44	45	851
43	65 years and over - ans et plus	2,488	5,862	2.4	2,203	189	96	300	38	9	253
44	Male - Hommes	1,101	2,792	2.5	933	114	54	543	100	64	379
45	Under 35 years - Moins de 35 ans	18	42	2.3	11	6	1	18	18	—	—
46	35-44 years - ans	68	199	2.9	51	14	3	68	40	16	12
47	45-54 " "	157	448	2.9	132	16	9	150	21	36	93
48	55-64 " "	285	724	2.5	242	23	20	183	11	11	161
49	65 years and over - ans et plus	573	1,379	2.4	497	55	21	124	10	1	113
50	Female - Femmes	5,175	13,290	2.6	4,429	430	316	2,636	568	355	1,713
51	Under 35 years - Moins de 35 ans	202	532	2.6	114	64	24	202	191	9	2
52	35-44 years - ans	626	1,860	3.0	473	91	62	620	256	169	195
53	45-54 " "	1,024	2,833	2.8	869	67	88	881	60	135	686
54	55-64 " "	1,408	3,582	2.5	1,267	74	67	757	33	34	690
55	65 years and over - ans et plus	1,915	4,483	2.3	1,706	134	75	176	28	8	140
56	Divorced - Divorcés	579	1,438	2.5	352	130	97	551	279	76	196
57	Male - Hommes	69	167	2.4	44	14	11	66	28	8	30
58	Female - Femmes	510	1,271	2.5	308	116	86	485	251	68	166
59	Single - Célibataires	130	284	2.2	58	13	59	127	88	5	34
60	Male - Hommes	23	50	2.2	13	5	5	21	8	—	13
61	Female - Femmes	107	234	2.2	45	8	54	106	80	5	21

1. See Introduction for full explanation of types of family.  
2. Median earnings of head less than \$1,500.

**TABLEAU 137. Familles selon l'état matrimonial, le sexe et l'âge du chef, importance numérique, composition et type de la famille et gain médian des chefs de famille de salariés, zones métropolitaines de recensement des cités de 100,000 et plus, 1951 - fin**

Familles by number of children Familles selon le nombre d'enfants								Children at home by age and activity Enfants à la maison selon l'âge et l'activité					Wage-earner families Familles de salariés		No
0	1	2	3	4	5	6-8	9+	Total	Under 14 years De moins de 14 ans	14-24 years 14-24 ans			Total	Median earnings of head Gain médian du chef	
											Total	At school A l'école	In labour force Figurant à la main-d'oeuvre	\$	
34,968	25,491	20,580	8,459	2,938	1,083	706	96	114,718	81,358	33,360	14,732	17,025	70,711	2,369	1
32,152	22,361	19,057	7,906	2,733	1,009	658	92	105,344	76,887	28,457	13,061	14,009	68,008	2,398	2
7,235	8,100	6,345	2,034	542	121	49	1	29,983	29,764	219	116	86	22,551	2,306	3
3,333	5,386	7,105	3,405	1,194	447	258	30	38,775	32,931	5,844	3,736	1,807	18,237	2,529	4
4,126	4,498	3,862	1,821	778	338	271	48	24,737	11,567	13,150	6,112	6,437	13,086	2,473	5
8,305	3,270	1,417	550	187	90	69	11	9,508	2,201	7,307	2,597	4,337	10,910	2,435	6
9,153	1,107	328	96	32	13	11	2	2,341	404	1,937	500	1,342	3,224	1,922	7
2,816	3,130	1,523	553	205	74	48	4	9,374	4,471	4,903	1,671	3,016	2,703	2	8
-	788	387	148	35	14	6	-	2,253	2,145	108	76	26	696	2	9
9	710	549	196	101	34	31	2	3,193	1,743	1,450	671	706	975	2	10
206	802	381	156	51	21	10	2	2,424	438	1,986	653	1,256	711	2	11
764	661	180	50	18	5	1	-	1,274	98	1,176	229	894	290	2	12
1,837	169	26	3	-	-	-	-	230	47	183	42	134	31	2	13
31,840	23,113	19,597	8,148	2,819	1,044	680	95	108,597	79,216	29,381	13,437	14,522	68,517	2,387	14
7,235	8,577	6,620	2,154	574	132	52	1	31,572	31,279	293	164	107	22,923	2,295	15
3,335	5,634	7,344	3,492	1,241	467	276	32	40,190	33,693	6,497	4,021	2,137	18,593	2,504	16
4,165	4,645	3,919	1,862	784	342	271	49	25,176	11,661	13,515	6,197	6,708	13,148	2,460	17
8,308	3,232	1,406	547	188	90	70	11	9,449	2,188	7,261	2,580	4,317	10,740	2,434	18
8,797	1,025	308	93	32	13	11	2	2,210	395	1,815	475	1,253	3,113	1,919	19
31,499	21,720	18,822	7,817	2,706	1,004	648	91	103,755	76,251	27,504	12,715	13,483	67,048	2,400	20
7,232	8,023	6,317	2,026	541	121	49	1	29,822	29,609	213	114	84	22,448	2,306	21
3,332	5,275	7,061	3,382	1,185	445	254	30	38,434	32,699	5,735	3,671	1,771	18,067	2,531	22
4,106	4,337	3,778	1,785	765	336	266	47	24,193	11,407	12,786	5,959	6,259	12,827	2,476	23
8,165	3,091	1,364	533	183	90	69	11	9,156	2,151	7,005	2,513	4,146	10,608	2,440	24
8,664	994	302	91	32	12	10	2	2,150	385	1,765	458	1,223	3,098	1,920	25
90	226	95	36	11	3	6	1	636	344	292	119	140	349	2,257	26
3	53	19	8	1	-	-	-	119	116	3	1	-	71	2,204	27
1	54	18	9	5	2	3	-	167	114	53	31	17	80	2,409	28
12	66	40	14	2	-	2	1	223	87	136	52	69	109	2,238	29
37	43	13	3	3	-	-	-	90	20	70	23	38	78	2,286	30
37	10	5	2	-	1	1	-	37	7	30	12	16	11	2,000	31
251	1,167	680	295	102	37	26	3	4,206	2,621	1,585	603	899	1,120	2	32
-	501	284	120	32	11	3	-	1,631	1,554	77	49	23	404	2	33
2	305	265	101	51	20	19	2	1,589	880	709	319	349	446	2	34
47	242	101	63	17	6	3	1	760	167	593	186	380	212	2	35
106	98	29	11	2	-	1	-	203	17	186	44	133	54	2	36
96	21	1	-	-	-	-	-	23	3	20	5	14	4	-	37
3,097	1,919	814	277	109	35	24	1	5,150	1,565	3,585	1,116	2,307	1,677	2	38
-	129	65	18	2	3	3	-	354	343	11	9	2	140	2	39
6	298	222	97	49	11	11	-	1,355	752	603	291	287	413	2	40
150	566	292	105	41	16	10	1	1,781	309	1,472	511	900	542	2	41
753	677	190	51	17	5	-	-	1,303	105	1,198	239	898	442	1,579	42
2,188	249	45	6	-	-	-	-	357	56	301	66	220	140	1,750	43
558	348	128	48	13	2	4	-	835	238	597	195	356	530	2,281	44
-	12	6	-	-	-	-	-	24	24	-	-	-	17	1,333	45
-	29	23	12	3	-	1	-	130	93	37	24	11	59	2,375	46
7	78	39	19	9	2	3	-	277	80	197	84	96	124	2,466	47
102	128	40	14	1	-	-	-	254	29	225	58	149	217	2,280	48
449	101	20	3	-	-	-	-	150	12	138	29	100	113	2,000	49
2,539	1,571	686	229	96	33	20	1	4,315	1,327	2,988	921	1,951	1,147	2	50
-	117	59	18	2	3	3	-	330	319	11	9	2	123	2	51
6	269	199	85	46	11	10	-	1,225	659	566	267	276	354	2	52
143	488	253	86	32	14	7	1	1,504	229	1,275	427	804	418	2	53
651	549	150	37	16	5	-	-	1,049	76	973	181	749	225	2	54
1,739	148	25	3	-	-	-	-	207	44	163	37	120	27	2	55
28	350	154	32	9	4	2	-	822	474	348	161	170	426	2	56
3	48	10	5	3	-	-	-	95	45	50	29	21	62	2,348	57
25	302	144	27	6	4	2	-	727	429	298	132	149	364	2	58
3	109	15	2	1	-	-	-	149	103	46	18	26	91	2	59
2	19	2	-	-	-	-	-	23	9	14	3	9	19	2,167	60
1	90	13	2	1	-	-	-	126	94	32	15	17	72	2	61

1. Voir dans l'Introduction les explications complètes concernant les types de familles.  
2. Gain médian du chef, moins de \$1,500.

TABLE 138. Families by origin and age of head showing family size, composition and type, and median earnings of wage-earner family heads, for Canada<sup>1</sup>, 1951

No.	Origin and age of head Origine et âge du chef	Total	Persons in families Nombre de personnes dans les familles	Average number of persons per family Moyenne de personnes par famille	Families by type <sup>2</sup> Familles selon le type <sup>2</sup>			Families with children by age of children Familles avec enfants selon l'âge des enfants			
					Maintaining own household Maintenant leur propre ménage	Not maintaining own household Ne maintenant pas leur propre ménage		Total	All under 14 Tous enfants de moins de 14 ans	Under and over 14 De moins et de plus de 14 ans	All over 14 Tous enfants de plus de 14 ans
						Related Parentes	Non-related Non parentes				
1	All family heads <sup>3</sup> - Tous chefs de famille <sup>3</sup>	3,287,384	12,216,103	3.7	2,966,739	201,283	119,362	2,226,914	1,345,825	438,000	443,089
2	British Isles <sup>4</sup> - Îles Britanniques <sup>4</sup>	1,698,573	5,794,182	3.4	1,535,726	100,026	62,821	1,081,185	670,894	184,792	225,499
3	Under 35 years - Moins de 35 ans	447,558	1,517,497	3.4	359,976	54,861	32,721	338,236	332,823	4,065	1,348
4	35-44 years - ans	415,602	1,704,590	4.1	383,406	19,773	12,423	358,762	253,994	75,271	29,497
5	45-54 " "	313,875	1,169,352	3.7	298,546	7,860	7,469	233,808	63,971	78,536	91,301
6	55-64 " "	264,179	772,794	2.9	253,565	5,525	5,089	114,983	14,579	22,399	78,005
7	65 years and over - ans et plus	257,359	629,949	2.4	240,233	12,007	5,119	35,396	5,527	4,521	25,348
8	French - Française	869,660	3,827,277	4.4	786,718	59,140	23,802	645,721	382,003	150,300	113,418
9	Under 35 years - Moins de 35 ans	266,707	1,002,972	3.8	221,363	32,022	13,322	207,618	204,595	2,372	651
10	35-44 years - ans	226,626	1,186,208	5.2	212,191	9,621	4,814	201,924	140,445	51,164	10,315
11	45-54 " "	166,562	889,132	5.3	160,225	3,619	2,718	140,381	28,204	72,069	40,108
12	55-64 " "	115,329	473,797	4.1	110,141	3,611	1,577	73,997	5,999	21,945	46,053
13	65 years and over - ans et plus	94,436	275,168	2.9	82,798	10,267	1,371	21,801	2,760	2,750	16,291
14	German - Allemande	149,453	551,344	3.7	137,030	8,013	4,410	103,713	60,969	22,427	20,317
15	Under 35 years - Moins de 35 ans	41,309	139,987	3.4	34,476	4,403	2,430	31,061	30,617	340	104
16	35-44 years - ans	37,359	164,558	4.4	34,952	1,471	936	33,234	22,605	8,246	2,383
17	45-54 " "	31,192	130,349	4.2	29,947	667	578	24,993	6,141	10,559	8,293
18	55-64 " "	21,437	70,368	3.3	20,694	467	276	11,421	1,264	2,888	7,269
19	65 years and over - ans et plus	18,156	46,082	2.5	16,961	1,005	190	3,004	342	394	2,268
20	Jewish - Juive	51,712	166,612	3.2	45,515	3,732	2,465	34,238	21,144	5,053	8,041
21	Under 35 years - Moins de 35 ans	11,603	35,488	3.1	8,858	1,807	938	8,180	8,100	100	30
22	35-44 years - ans	15,757	57,731	3.7	13,924	1,054	779	13,852	10,641	2,283	928
23	45-54 " "	11,280	38,608	3.4	10,578	316	386	8,769	2,145	2,408	4,216
24	55-64 " "	7,544	21,107	2.8	7,153	209	182	2,917	214	291	2,412
25	65 years and over - ans et plus	5,528	13,678	2.5	5,002	346	180	520	44	21	455
26	Netherlands - Néerlandaise	62,039	239,455	3.9	56,911	2,866	2,262	43,845	26,044	10,230	7,571
27	Under 35 years - Moins de 35 ans	18,404	63,717	3.5	15,320	4,714	1,370	13,859	13,664	167	28
28	35-44 years - ans	15,901	74,797	4.7	14,924	526	451	14,335	9,445	3,962	928
29	45-54 " "	12,350	55,670	4.5	11,897	207	246	10,108	2,264	4,795	3,049
30	55-64 " "	8,313	27,434	3.3	8,041	164	108	4,341	508	1,151	2,682
31	65 years and over - ans et plus	7,071	17,837	2.5	6,729	255	87	1,202	163	155	884
32	Polish - Polonaise	54,859	190,952	3.5	47,613	3,224	4,022	38,288	22,784	7,182	8,322
33	Under 35 years - Moins de 35 ans	16,193	50,649	3.1	11,906	2,048	2,239	11,268	11,097	111	60
34	35-44 years - ans	14,047	53,655	3.8	12,346	516	1,185	11,584	8,496	2,100	988
35	45-54 " "	13,309	51,527	3.9	12,688	206	415	10,518	2,711	3,829	3,978
36	55-64 " "	7,222	23,986	3.3	6,915	180	127	3,949	382	1,021	2,546
37	65 years and over - ans et plus	4,088	11,135	2.7	3,758	274	56	969	98	121	750
38	Scandinavian <sup>5</sup> - Scandinave <sup>5</sup>	70,030	247,808	3.5	65,321	2,621	2,088	48,099	29,344	9,392	9,363
39	Under 35 years - Moins de 35 ans	17,325	58,256	3.4	14,811	1,491	1,023	13,159	12,978	139	42
40	35-44 years - ans	17,142	70,872	4.1	16,225	474	443	15,022	10,873	3,104	1,045
41	45-54 " "	15,616	60,497	3.9	15,067	214	335	12,240	4,282	4,410	3,548
42	55-64 " "	11,067	35,064	3.2	10,735	155	177	5,872	946	1,463	3,463
43	65 years and over - ans et plus	8,880	23,119	2.6	8,483	287	110	1,806	265	276	1,265
44	Ukrainian - Ukrainienne	94,668	338,080	3.6	84,715	5,575	4,378	67,248	39,469	13,908	13,871
45	Under 35 years - Moins de 35 ans	27,820	89,064	3.2	21,804	3,624	2,392	20,097	19,751	233	113
46	35-44 years - ans	23,851	97,299	4.1	21,938	803	1,110	21,039	14,777	4,557	1,705
47	45-54 " "	19,482	78,204	4.0	18,681	250	551	15,740	3,840	6,390	5,510
48	55-64 " "	14,877	50,177	3.4	14,321	325	231	8,300	908	2,387	5,005
49	65 years and over - ans et plus	8,638	23,336	2.7	7,971	573	94	2,072	193	341	1,538
50	Other European - Autres européennes	149,197	517,907	3.5	130,146	10,029	9,022	101,405	56,689	19,424	25,292
51	Under 35 years - Moins de 35 ans	39,575	126,277	3.2	29,568	5,979	4,028	27,907	27,457	293	157
52	35-44 years - ans	34,736	137,544	4.0	30,471	1,775	2,490	29,491	20,060	6,462	2,969
53	45-54 " "	38,863	144,353	3.7	36,362	775	1,726	29,117	7,505	9,701	11,911
54	55-64 " "	23,616	76,444	3.2	22,444	624	548	12,256	1,379	2,651	8,226
55	65 years and over - ans et plus	12,407	33,289	2.7	11,301	876	230	2,634	288	317	2,029
56	Asiatic - Asiatique	13,192	51,570	3.9	11,151	1,176	865	9,843	4,855	2,098	2,890
57	Under 35 years - Moins de 35 ans	2,866	9,227	3.2	2,056	540	270	1,998	1,957	36	5
58	35-44 years - ans	3,341	14,025	4.2	2,916	226	199	2,887	2,002	591	294
59	45-54 " "	2,796	12,310	4.4	2,515	95	186	2,407	671	838	898
60	55-64 " "	2,537	10,266	4.0	2,241	141	155	1,815	174	492	1,149
61	65 years and over - ans et plus	1,652	5,742	3.5	1,423	174	55	736	51	141	544
62	Native Indian and Eskimo - Indienne et esquimaude	31,228	145,829	4.7	28,345	2,137	746	26,058	13,835	8,758	3,465
63	Under 35 years - Moins de 35 ans	10,244	41,792	4.1	8,441	1,422	381	8,780	8,300	415	65
64	35-44 years - ans	7,583	43,643	5.8	7,034	368	181	7,071	3,489	3,170	412
65	45-54 " "	6,030	32,875	5.5	5,771	150	109	5,429	1,163	3,255	1,011
66	55-64 " "	3,966	16,729	4.2	3,817	98	51	3,083	492	1,416	1,175
67	65 years and over - ans et plus	3,405	10,790	3.2	3,282	99	24	1,695	391	502	802

1. Includes the Yukon and Northwest Territories.
2. See Introduction for full explanation of types of family.
3. Includes "other" and "not stated" origins.
4. Comprises English, Irish, Scottish, Welsh, and Manx.
5. Comprises Danish, Icelandic, Norwegian, and Swedish.



**TABLE 139. Families by years of schooling and age of head showing family size, composition and type, and median earnings of wage-earner family heads, for Canada<sup>1</sup>, 1951**

No.	Years of schooling and age of head — Années d'école et âge du chef	Total	Persons in families — Nombre de personnes dans les familles	Average number of persons per family — Moyenne de personnes par famille	Families by type <sup>2</sup> — Familles selon le type <sup>2</sup>			Families with children by age of children — Familles avec enfants selon l'âge des enfants			
					Maintaining own household — Maintenant leur propre ménage	Not maintaining own household — Ne maintenant pas leur propre ménage.		Total	All under 14 — Tous enfants de moins de 14 ans		
						Related — Parentes	Non-related — Non parentes		Under and over 14 — De moins et de plus de 14 ans	All over 14 — Tous enfants de plus de 14 ans	
1	All family heads — Tous chefs de famille	3,287,384	12,216,103	3.7	2,966,739	201,283	119,362	2,226,914	1,345,825	438,000	443,089
2	Under 35 years — Moins de 35 ans .....	913,767	3,181,539	3.5	739,618	111,571	62,578	692,110	681,060	8,388	2,662
3	35-44 years — ans .....	822,829	3,648,332	4.4	760,158	37,153	25,518	718,207	502,982	162,866	52,359
4	45-54 " " .....	639,026	2,690,689	4.2	609,495	14,552	14,979	498,882	124,351	198,524	176,007
5	55-64 " " .....	485,544	1,594,196	3.3	465,292	11,611	8,641	245,239	27,184	58,580	159,475
6	65 years and over — ans et plus .....	426,218	1,101,347	2.6	392,176	26,396	7,646	72,476	10,248	9,642	52,586
7	No schooling — Aucune année d'école	73,482	283,273	3.9	67,667	4,129	1,686	44,492	15,030	14,849	14,613
8	Under 35 years — Moins de 35 ans .....	6,374	26,532	4.2	5,375	680	319	5,424	5,122	263	39
9	35-44 years — ans .....	9,398	50,448	5.4	8,709	362	327	8,581	4,695	3,236	650
10	45-54 " " .....	14,553	69,397	4.8	13,869	308	376	12,267	2,630	6,116	3,521
11	55-64 " " .....	18,989	69,651	3.7	18,145	561	283	11,819	1,480	3,920	6,419
12	65 years and over — ans et plus .....	24,168	67,245	2.8	21,569	2,218	381	6,401	1,103	1,314	3,984
13	1-4 years — années .....	268,460	1,122,929	4.2	246,868	14,505	7,087	179,854	73,138	58,366	48,350
14	Under 35 years — Moins de 35 ans .....	32,857	135,934	4.1	26,429	4,355	2,073	27,536	26,744	658	134
15	35-44 years — ans .....	51,420	275,358	5.4	47,755	1,884	1,781	46,893	27,908	15,725	3,260
16	45-54 " " .....	66,349	325,425	4.9	63,591	1,277	1,481	55,895	12,431	27,933	15,531
17	55-64 " " .....	57,529	218,804	3.8	55,032	1,621	876	35,500	3,958	11,647	19,895
18	65 years and over — ans et plus .....	60,305	167,408	2.8	54,061	5,368	876	14,030	2,097	2,403	9,530
19	5-8 years — années .....	1,529,538	5,928,665	3.9	1,383,189	93,219	53,130	1,041,903	588,610	235,999	217,294
20	Under 35 years — Moins de 35 ans .....	379,497	1,390,816	3.7	304,234	49,316	25,947	298,629	292,916	4,431	1,282
21	35-44 years — ans .....	373,379	1,766,403	4.7	344,966	16,613	11,800	330,924	218,131	88,050	24,743
22	45-54 " " .....	318,766	1,402,303	4.4	304,184	7,190	7,392	252,326	59,225	108,170	84,931
23	55-64 " " .....	239,450	804,467	3.4	229,195	6,089	4,166	123,931	13,444	30,881	79,606
24	65 years and over — ans et plus .....	218,446	564,676	2.6	200,610	14,011	3,825	36,093	4,894	4,467	26,732
25	9-12 years — années .....	1,115,521	3,872,808	3.5	993,450	75,168	46,903	761,621	526,448	106,009	129,164
26	Under 35 years — Moins de 35 ans .....	397,751	1,322,103	3.3	321,261	48,397	28,093	294,811	291,045	2,719	1,047
27	35-44 years — ans .....	301,372	1,217,344	4.0	276,805	15,145	9,422	257,924	190,036	47,665	20,223
28	45-54 " " .....	185,279	696,394	3.8	175,876	4,738	4,665	137,727	37,086	44,450	56,191
29	55-64 " " .....	133,128	395,664	3.0	127,641	2,804	2,683	58,358	6,508	9,935	41,915
30	65 years and over — ans et plus .....	97,991	241,303	2.5	91,867	4,084	2,040	12,801	1,773	1,240	9,788
31	13 years and over — années et plus .....	300,383	1,008,428	3.4	275,565	14,262	10,556	199,044	142,599	22,777	33,668
32	Under 35 years — Moins de 35 ans .....	97,288	306,154	3.1	82,319	8,823	6,146	65,710	65,233	317	160
33	35-44 years — ans .....	87,260	338,779	3.9	81,923	3,149	2,188	73,885	62,212	8,190	3,483
34	45-54 " " .....	54,079	197,170	3.6	51,975	1,039	1,065	40,667	12,979	11,855	15,833
35	55-64 " " .....	36,448	105,610	2.9	35,279	536	633	15,631	1,794	2,197	11,640
36	65 years and over — ans et plus .....	25,308	60,715	2.4	24,069	715	524	3,151	381	218	2,552

1. Includes the Yukon and Northwest Territories.  
2. See Introduction for full explanation of types of family.

**TABLEAU 139. Familles selon les années d'école et l'âge du chef, importance numérique, composition et type de la famille et gain médian des chefs de famille de salariés, Canada<sup>1</sup>, 1951**

Familles by number of children at home Familles selon le nombre d'enfants à la maison								Children at home by age and activity Enfants à la maison selon l'âge et l'activité					Wage-earner families Familles de salariés		No
								Total	Under 14 years De moins de 14 ans	14-24 years 14-24 ans			Total	Median earnings of head Gain médian du chef	
										Total	At school A l'école	In labour force Figurant à la main-d'oeuvre			
0	1	2	3	4	5	6-8	9+					\$			
1,060,470	772,241	650,916	358,329	190,107	103,849	120,968	30,504	5,544,179	3,991,090	1,553,089	615,955	739,815	1,990,559	2,345	1
221,657	284,266	231,320	103,639	43,059	17,560	11,646	620	1,398,847	1,385,787	13,060	7,319	3,946	702,746	2,292	2
104,622	170,567	217,285	139,177	79,078	44,776	54,391	12,933	2,055,505	1,715,496	340,009	185,455	115,913	559,629	2,451	3
140,144	154,835	129,833	79,098	48,075	30,132	42,375	14,534	1,429,113	710,633	718,480	281,068	348,181	391,170	2,407	4
240,305	116,334	57,898	30,544	17,074	9,943	11,216	2,230	538,526	148,823	389,703	119,408	216,978	251,959	2,321	5
353,742	46,239	14,580	5,871	2,821	1,438	1,340	187	122,188	30,351	91,837	22,705	54,797	85,055	1,841	6
28,990	14,452	9,783	6,850	4,700	3,188	4,552	967	129,361	77,490	51,871	14,381	24,432	22,341	1,613	7
950	1,542	1,437	1,036	706	390	291	22	14,370	14,008	362	89	114	2,712	1,232	8
817	1,412	1,551	1,463	1,244	944	1,663	304	32,791	26,340	6,451	2,342	2,134	4,198	1,524	9
2,286	3,026	2,607	2,022	1,403	1,068	1,665	476	41,203	22,666	18,537	5,624	8,228	5,897	1,753	10
7,170	4,835	2,806	1,677	1,013	610	745	133	28,843	10,419	18,424	4,636	9,697	6,703	1,782	11
17,767	3,637	1,382	652	334	176	188	32	12,154	4,057	8,097	1,690	4,259	2,831	1,379	12
88,606	50,884	40,207	29,066	20,296	13,663	20,040	5,698	560,289	355,873	204,416	64,131	104,209	120,340	1,802	13
5,321	7,928	7,536	5,272	3,307	1,822	1,582	89	72,256	71,262	994	479	315	22,131	1,591	14
4,527	7,774	9,528	8,209	6,505	4,779	7,869	2,229	176,728	144,034	32,694	14,326	12,438	29,889	1,822	15
10,454	13,224	11,956	9,093	6,572	4,667	7,616	2,767	193,961	103,675	90,286	29,221	45,645	34,147	1,979	16
22,029	13,715	8,265	5,118	3,216	2,030	2,597	559	91,507	29,720	61,787	16,165	34,543	25,025	1,881	17
46,275	8,243	2,922	1,374	696	365	376	54	25,837	7,182	18,655	3,940	11,268	9,148	1,393	18
487,635	334,680	280,041	173,098	102,060	59,802	72,646	19,576	2,804,971	1,978,054	826,917	301,508	416,962	855,840	2,150	19
80,868	112,258	94,275	49,844	23,709	10,662	7,476	405	650,681	643,882	6,799	3,681	2,141	272,227	2,064	20
42,455	69,126	87,834	64,274	41,648	26,008	33,491	8,543	1,043,837	859,232	184,605	93,844	68,600	234,656	2,213	21
66,440	73,283	61,504	40,079	26,156	17,039	24,952	9,313	770,432	384,147	386,285	136,105	200,008	186,335	2,249	22
115,519	56,760	29,152	16,050	9,226	5,381	6,120	1,242	280,095	76,916	203,179	57,014	117,770	119,203	2,183	23
182,353	23,253	7,276	2,851	1,321	712	607	73	59,926	13,877	46,049	10,864	28,443	43,419	1,751	24
353,900	294,312	250,086	118,217	51,527	23,059	20,624	3,796	1,644,943	1,263,247	381,696	181,580	167,612	777,639	2,522	25
102,940	131,151	104,158	39,803	13,289	4,195	2,114	101	547,444	543,092	4,352	2,740	1,220	324,832	2,417	26
43,448	71,596	89,627	50,215	23,842	11,007	9,953	1,684	634,447	534,159	100,288	62,863	29,907	224,001	2,661	27
47,552	50,531	40,227	21,226	11,025	6,043	6,946	1,729	332,973	155,761	177,212	80,824	81,121	127,324	2,686	28
74,770	32,142	13,687	6,174	2,978	1,653	1,467	257	110,450	25,863	84,587	30,481	46,378	78,639	2,606	29
85,190	8,892	2,387	799	393	161	144	25	19,629	4,372	15,257	4,672	8,986	22,843	2,095	30
101,339	77,913	70,799	31,098	11,524	4,137	3,106	467	404,615	316,426	88,189	54,355	26,600	214,399	3,239	31
31,578	31,387	23,914	7,684	2,048	491	183	3	114,096	113,543	553	330	156	80,844	2,899	32
13,375	20,659	28,745	15,016	5,839	2,038	1,415	173	167,702	151,731	15,971	12,080	2,834	66,885	3,480	33
13,412	14,771	13,539	6,678	2,919	1,315	1,196	249	90,544	44,384	46,160	29,294	13,179	37,467	3,658	34
20,817	8,882	3,988	1,525	641	269	287	39	27,631	5,905	21,726	11,112	8,590	22,389	3,567	35
22,157	2,214	613	195	77	24	25	3	4,642	863	3,779	1,539	1,841	6,814	2,637	36

1. Comprend le Yukon et les Territoires du Nord-Ouest.

2. Voir dans l'Introduction les explications complètes concernant les types de famille.

TABLE 140. Wage-earner families by earnings and age of head, showing family size, composition and type, for Canada, 1951

No.	Earnings and age of head Gain et âge du chef	Total	Persons in families Nombre de personnes dans les familles	Average number of persons per family Moyenne de personnes par famille	Families by type <sup>1</sup>			Families with children by age of children Familles avec enfants selon l'âge des enfants			
					Familles selon le type <sup>1</sup>			Familles avec enfants selon l'âge des enfants			
					Maintaining own household Maintenant leur propre ménage	Not maintaining own household Ne maintenant pas leur propre ménage		All under 14 Tous enfants de moins de 14 ans	Under and over 14 De moins et de plus de 14 ans	All over 14 Tous enfants de plus de 14 ans	
						Related Parentes	Non-related Non-parentes				
1	<b>All wage-earner family heads<sup>2</sup> - Tous chefs de famille salariés</b>	<b>1,990,559</b>	<b>7,376,699</b>	<b>3.7</b>	<b>1,766,457</b>	<b>125,376</b>	<b>98,726</b>	<b>1,429,937</b>	<b>949,792</b>	<b>241,810</b>	<b>238,335</b>
2	Under 35 years - Moins de 35 ans	702,746	2,398,617	3.4	563,748	82,448	56,550	518,603	511,272	5,311	2,020
3	35-44 years - ans	559,629	2,385,781	4.3	512,000	25,816	21,813	480,080	343,973	99,630	36,477
4	45-54 " "	391,170	1,569,215	4.0	369,700	9,259	12,211	295,202	78,348	108,172	108,682
5	55-64 " "	251,959	799,709	3.2	240,768	5,184	6,007	118,206	13,912	26,371	77,923
6	65 years and over - ans et plus	85,055	223,377	2.6	80,241	2,669	2,145	17,846	2,287	2,326	13,233
7	Under \$500 - Moins de \$500	69,106	254,328	3.7	53,949	8,033	7,124	47,743	28,950	9,722	9,071
8	Under 35 years - Moins de 35 ans	22,558	75,442	3.3	13,743	5,267	3,548	16,673	16,263	304	106
9	35-44 years - ans	16,056	71,775	4.5	12,746	1,427	1,883	14,069	9,044	3,661	1,364
10	45-54 " "	12,354	52,173	4.2	10,735	592	1,027	9,781	2,560	3,996	3,225
11	55-64 " "	10,092	33,603	3.3	9,216	420	456	5,358	787	1,453	3,118
12	65 years and over - ans et plus	8,046	21,335	2.7	7,509	327	210	1,862	296	308	1,258
13	\$500-\$999	96,676	372,053	3.8	79,568	10,273	6,835	68,517	41,750	14,039	12,728
14	Under 35 years - Moins de 35 ans	32,635	114,410	3.5	22,499	6,853	3,283	24,465	23,864	426	175
15	35-44 years - ans	22,923	106,806	4.7	19,408	1,855	1,660	20,115	12,962	5,154	1,999
16	45-54 " "	17,903	78,535	4.4	16,131	682	1,090	14,167	3,640	5,958	4,569
17	55-64 " "	14,232	48,134	3.4	13,135	535	562	7,597	973	2,159	4,465
18	65 years and over - ans et plus	8,983	24,168	2.7	8,395	348	240	2,173	311	342	1,520
19	\$1,000-\$1,499	169,450	649,111	3.8	142,676	15,723	11,051	120,617	76,798	22,879	20,940
20	Under 35 years - Moins de 35 ans	61,721	215,721	3.5	45,522	10,537	5,662	45,699	44,828	610	261
21	35-44 years - ans	41,995	191,959	4.6	36,506	2,914	2,575	36,527	24,052	8,742	3,733
22	45-54 " "	30,937	133,550	4.3	28,148	1,159	1,630	24,187	6,068	10,004	8,115
23	55-64 " "	22,294	74,573	3.3	20,765	679	850	11,363	1,443	3,106	6,814
24	65 years and over - ans et plus	12,503	33,308	2.7	11,735	434	334	2,841	407	417	2,017
25	\$1,500-\$1,999	292,662	1,087,640	3.7	251,260	23,215	18,187	204,301	134,435	35,766	34,100
26	Under 35 years - Moins de 35 ans	112,650	379,487	3.4	86,298	15,747	10,605	80,250	78,937	920	393
27	35-44 years - ans	72,495	318,879	4.4	64,408	4,418	3,669	61,630	42,455	13,934	5,241
28	45-54 " "	53,662	223,330	4.2	49,880	1,582	2,200	40,603	10,381	16,019	14,203
29	55-64 " "	37,999	123,990	3.3	35,811	935	1,253	18,474	2,252	4,466	11,756
30	65 years and over - ans et plus	15,856	41,954	2.6	14,863	533	460	3,344	410	427	2,507
31	\$2,000-\$2,499	491,614	1,822,079	3.7	434,015	31,469	26,130	353,815	241,906	57,857	54,052
32	Under 35 years - Moins de 35 ans	193,815	657,155	3.4	155,828	21,599	16,388	141,548	139,711	1,328	509
33	35-44 years - ans	132,225	565,886	4.3	120,833	6,173	5,219	112,614	80,488	24,108	8,018
34	45-54 " "	91,708	371,559	4.1	86,823	2,101	2,784	89,028	18,177	25,814	25,037
35	55-64 " "	57,887	185,478	3.2	55,489	1,106	1,292	27,347	3,158	6,205	17,984
36	65 years and over - ans et plus	15,979	42,001	2.6	15,042	490	447	3,278	372	402	2,504
37	\$2,500-\$2,999	365,125	1,352,740	3.7	331,573	18,680	14,872	267,445	184,194	42,839	40,412
38	Under 35 years - Moins de 35 ans	137,984	471,481	3.4	116,142	12,353	9,489	102,647	101,460	891	296
39	35-44 years - ans	108,149	455,382	4.2	100,812	4,207	3,130	92,492	66,899	18,955	6,638
40	45-54 " "	69,776	276,626	4.0	66,996	1,302	1,478	52,187	13,628	19,065	19,494
41	55-64 " "	40,465	126,523	3.1	39,231	620	614	18,428	2,039	3,748	12,641
42	65 years and over - ans et plus	8,751	22,728	2.6	8,392	198	161	1,691	168	180	1,343
43	\$3,000-\$3,999	299,352	1,096,266	3.7	280,876	10,441	8,035	220,413	150,567	34,450	35,396
44	Under 35 years - Moins de 35 ans	96,745	331,243	3.4	85,953	6,131	4,661	73,371	72,660	544	167
45	35-44 years - ans	99,203	405,676	4.1	94,503	2,781	1,919	85,038	63,571	15,678	5,789
46	45-54 " "	62,031	237,082	3.8	60,103	984	944	45,822	12,549	15,299	17,974
47	55-64 " "	35,255	106,735	3.0	34,420	421	414	15,120	1,674	2,848	10,598
48	65 years and over - ans et plus	6,118	15,530	2.5	5,897	124	97	1,062	113	81	868
49	\$4,000-\$5,999	109,013	388,291	3.6	105,631	1,965	1,417	79,265	50,984	12,148	16,133
50	Under 35 years - Moins de 35 ans	22,877	79,004	3.5	21,412	866	599	17,934	17,810	88	36
51	35-44 years - ans	38,747	152,773	3.9	37,682	653	412	33,466	26,397	4,970	2,099
52	45-54 " "	27,840	101,065	3.6	27,329	285	226	20,643	6,013	6,061	8,569
53	55-64 " "	16,920	48,900	2.9	16,639	136	145	6,828	726	1,000	5,102
54	65 years and over - ans et plus	2,629	6,549	2.5	2,569	25	35	394	38	29	327
55	\$6,000 and over - \$6,000 et plus	41,276	145,635	3.5	40,688	318	270	29,286	16,182	4,945	8,159
56	Under 35 years - Moins de 35 ans	4,320	15,599	3.6	4,155	105	60	3,561	3,536	20	5
57	35-44 years - ans	13,744	55,026	4.0	13,550	106	88	12,102	9,700	1,766	636
58	45-54 " "	12,878	46,251	3.6	12,762	63	53	9,813	2,599	2,775	4,439
59	55-64 " "	8,491	24,256	2.9	8,407	34	50	3,525	315	373	2,837
60	65 years and over - ans et plus	1,843	4,503	2.4	1,814	10	19	235	32	11	242

1. See Introduction for full explanation of types of family.

2. Includes earnings "not stated" and "nil".



TABLEAU 140. Familles de salariés selon le gain, et âge du chef, et importance numérique, composition et type de famille, Canada, 1951

Familles by number of children at home Familles selon le nombre d'enfants à la maison										Children at home by age and activity Enfants à la maison selon l'âge et l'activité					No
0	1	2	3	4	5	6	7	8	9+	Total	Under 14 years De moins de 14 ans	14-24 years 14-24 ans			
												Total	At school - À l'école	In labour force - Figurant à la main-d'oeuvre	
560,622	517,739	438,804	227,192	112,534	57,958	32,618	18,617	10,878	13,597	3,365,707	2,543,859	821,848	345,499	393,022	1
184,143	223,490	174,483	74,023	28,634	10,965	4,505	1,590	598	315	1,009,802	1,001,168	8,634	4,768	2,808	2
79,549	124,792	152,304	91,650	49,256	26,382	15,391	9,002	5,195	6,108	1,290,722	1,080,962	209,760	116,862	73,289	3
95,968	99,657	80,139	46,008	26,334	15,958	10,064	6,510	4,299	6,233	786,453	387,747	398,706	159,810	198,751	4
133,753	58,503	28,242	14,051	7,576	4,320	2,468	1,420	737	889	248,474	66,919	181,555	58,159	103,638	5
67,209	11,297	3,636	1,460	734	333	190	95	49	52	30,256	7,063	23,193	5,900	14,536	6
21,363	18,081	11,824	7,069	4,246	2,641	1,652	909	584	737	121,345	89,141	32,204	11,032	16,183	7
5,885	7,573	4,681	2,366	1,137	561	231	82	27	15	33,703	33,223	480	273	139	8
1,987	3,670	3,464	2,412	1,636	1,108	720	438	299	322	42,882	34,967	7,915	3,734	3,136	9
2,573	3,197	2,111	1,471	989	662	530	292	210	319	29,159	15,748	13,411	4,264	6,790	10
4,734	2,495	1,206	650	390	269	145	87	43	73	12,293	4,253	8,040	2,205	4,685	11
6,184	1,146	362	170	94	41	26	10	5	8	3,308	950	2,358	556	1,433	12
28,159	24,184	16,801	10,521	6,463	4,121	2,608	1,621	924	1,274	182,951	135,843	47,108	16,144	24,182	13
8,170	10,240	6,952	3,727	1,933	954	417	153	63	26	52,142	51,422	720	392	210	14
2,808	4,881	4,617	3,488	2,457	1,719	1,164	792	417	580	64,624	53,249	11,375	5,328	4,450	15
3,736	4,349	3,062	2,092	1,396	1,025	772	530	376	565	44,538	24,323	20,215	6,580	10,777	16
6,635	3,406	1,726	1,009	585	367	216	130	61	97	17,727	5,765	11,962	3,181	6,992	17
6,810	1,308	444	205	92	56	39	16	7	6	3,920	1,084	2,836	663	1,753	18
48,833	43,066	31,015	18,453	11,215	6,674	4,178	2,553	1,563	1,900	313,157	235,863	77,294	27,298	39,935	19
16,022	19,375	13,488	6,949	3,300	1,456	711	252	114	54	95,144	94,089	1,055	566	330	20
5,468	9,188	8,853	6,327	4,461	2,936	1,913	1,214	751	884	113,158	93,369	19,789	9,494	7,887	21
6,750	7,569	5,493	3,502	2,437	1,683	1,204	878	594	827	73,746	38,988	34,758	11,413	18,763	22
10,931	5,199	2,578	1,438	878	535	324	189	97	125	26,133	8,150	17,983	4,916	10,620	23
9,662	1,735	603	237	139	64	26	20	7	10	4,976	1,267	3,709	909	2,335	24
88,361	75,721	56,141	31,924	17,504	9,716	5,674	3,189	1,963	2,469	499,064	375,207	123,857	45,449	64,914	25
32,400	35,946	24,711	11,468	4,850	1,998	847	263	113	54	157,499	155,950	1,549	783	545	26
10,865	16,001	16,493	11,516	7,051	4,313	2,650	1,535	940	1,131	178,650	148,032	30,618	15,311	12,082	27
13,059	13,024	9,822	6,342	4,094	2,598	1,699	1,134	760	1,130	116,680	58,595	58,085	20,234	31,500	28
19,525	8,656	4,431	2,309	1,354	751	444	244	141	144	40,540	11,382	29,158	8,061	17,876	29
12,512	2,094	684	289	155	56	34	13	9	10	5,695	1,248	4,447	1,060	2,911	30
137,799	129,560	107,917	56,592	27,833	14,154	7,868	4,351	2,442	3,098	825,418	631,132	194,286	77,648	98,244	31
52,267	62,078	47,642	20,154	7,348	2,703	1,059	362	123	79	271,339	269,189	2,150	1,142	787	32
19,611	29,248	34,635	21,833	12,024	6,447	3,744	2,137	1,156	1,390	304,814	254,793	50,021	27,226	18,359	33
22,680	22,750	18,395	11,025	6,550	3,938	2,438	1,514	993	1,425	186,071	90,709	95,362	35,492	50,866	34
30,540	13,376	6,586	3,319	1,788	1,009	595	318	163	193	57,714	15,283	42,431	12,714	25,447	35
12,701	2,108	659	261	123	57	32	20	7	11	5,480	1,158	4,322	1,074	2,785	36
97,680	96,184	86,562	42,872	20,422	9,837	5,138	2,915	1,604	1,911	611,904	470,383	141,521	61,750	67,725	37
35,337	43,805	36,483	14,369	5,175	1,791	669	240	86	29	196,190	194,804	1,386	816	428	38
15,657	24,136	30,643	17,924	9,456	4,701	2,541	1,447	780	864	240,662	201,507	39,155	22,868	13,309	39
17,589	17,660	14,684	8,327	4,627	2,756	1,581	1,027	628	897	135,047	64,390	70,657	28,535	36,097	40
22,037	9,452	4,422	2,135	1,104	565	334	195	104	117	37,294	9,164	28,130	8,963	16,472	41
7,060	1,131	330	117	60	24	13	6	6	4	2,711	518	2,193	568	1,419	42
78,939	78,952	76,365	35,427	15,189	6,753	3,376	1,904	1,119	1,328	488,316	372,632	115,684	56,431	50,121	43
23,374	30,886	27,497	10,228	3,223	973	345	144	39	36	138,050	137,238	812	501	239	44
14,165	22,830	31,080	16,498	7,523	3,361	1,695	938	534	579	208,126	176,110	32,016	20,214	9,563	45
16,209	16,486	13,880	6,994	3,583	1,993	1,110	679	468	629	111,084	52,066	59,018	26,959	27,348	46
20,135	8,026	3,685	1,642	832	416	221	139	75	84	29,447	6,948	22,499	8,341	12,170	47
5,056	724	223	65	28	10	5	4	3	-	1,609	270	1,339	416	801	48
29,748	28,275	29,863	13,089	4,799	1,643	763	375	209	249	166,048	121,916	44,132	25,716	15,114	49
4,943	7,211	7,330	2,475	687	163	46	16	5	1	33,294	33,148	146	95	37	50
5,281	8,991	13,784	6,696	2,501	802	351	154	94	93	75,509	65,589	9,920	7,119	2,158	51
7,197	7,881	6,940	3,251	1,335	552	293	163	91	137	44,636	20,669	23,967	13,769	8,474	52
10,092	3,923	1,723	641	270	123	69	42	19	18	12,027	2,422	9,605	4,522	4,204	53
2,235	269	86	26	6	3	4	-	-	-	582	88	494	211	241	54
11,990	9,973	11,453	5,154	1,767	520	226	109	37	47	60,885	41,077	19,808	13,504	4,777	55
759	1,218	1,549	584	164	35	6	4	1	-	6,971	6,943	28	22	4	56
1,642	2,794	5,238	2,706	937	262	96	38	14	17	27,561	24,336	3,225	2,601	398	57
3,065	3,648	3,662	1,572	558	182	96	48	20	27	20,172	8,776	11,396	7,921	2,617	58
4,966	2,099	952	280	105	39	27	19	2	2	5,790	966	4,824	2,791	1,623	59
1,558	214	52	12	3	2	1	-	-	1	391	56	335	169	135	60

1. Voir dans l'Introduction les explications complètes concernant les types de famille.
2. Comprend les gains "non déclarés" et "aucun gain".

**TABLE 141. Families with male heads by occupation of head, showing family size, composition and type, and median earnings of wage-earner family heads, for Canada<sup>1</sup>, 1951**

No.	Occupation	Total	Persons in families — Nombre de personnes dans les familles	Average number of persons per family — Moyenne de personnes par famille	Families by type <sup>2</sup>			Families with children by age of children — Familles avec enfants selon l'âge des enfants			
					Families selon le type <sup>2</sup>		Total	All under 14 — Tous enfants de moins de 14 ans	Under and over 14 — De moins et de plus de 14 ans	All over 14 — Tous enfants de plus de 14 ans	
					Maintaining own household — Maintenant leur propre ménage	Not maintaining own household — Ne maintenant pas leur propre ménage					Related — Parentes
1	<b>All occupations.....</b>	<b>2, 737, 620</b>	<b>10, 610, 638</b>	<b>3. 9</b>	<b>2, 501, 796</b>	<b>141, 226</b>	<b>94, 598</b>	<b>1, 975, 127</b>	<b>1, 234, 554</b>	<b>386, 852</b>	<b>333, 721</b>
2	<b>Proprietary and Managerial ..</b> <i>Owners, managers, officials</i>	<b>324, 213</b>	<b>1, 191, 820</b>	<b>3. 7</b>	<b>311, 143</b>	<b>8, 707</b>	<b>4, 363</b>	<b>229, 208</b>	<b>137, 104</b>	<b>42, 438</b>	<b>49, 666</b>
3	<i>in:</i>										
4	Forestry, logging.....	3, 796	17, 788	4. 7	3, 673	99	24	3, 079	1, 687	911	481
4	Mining, quarrying, oil wells	2, 336	8, 627	3. 7	2, 290	33	13	1, 681	1, 011	312	358
5	Manufacturing.....	57, 186	213, 384	3. 7	55, 217	1, 380	589	41, 413	24, 592	7, 886	8, 935
6	Construction.....	19, 821	76, 629	3. 9	18, 893	563	365	14, 370	8, 368	2, 996	3, 006
7	Transportation, storage, communication.	17, 204	61, 970	3. 6	16, 561	419	224	11, 817	6, 692	2, 237	2, 888
8	Electricity, gas, water.....	2, 060	7, 504	3. 6	2, 020	24	16	1, 417	726	296	395
9	Retail trade.....	111, 566	415, 992	3. 7	107, 111	3, 207	1, 248	79, 801	48, 551	15, 056	16, 194
10	Wholesale trade.....	35, 015	124, 595	3. 6	33, 705	841	469	24, 470	15, 022	3, 984	5, 464
11	Finance, insurance.....	13, 989	48, 991	3. 5	13, 654	193	142	9, 932	5, 852	1, 535	2, 545
12	Community service.....	3, 805	13, 297	3. 5	3, 672	74	59	2, 506	1, 398	471	637
13	Government service.....	20, 518	72, 384	3. 5	19, 664	569	285	13, 605	7, 975	2, 187	3, 443
14	Recreation service.....	4, 939	17, 075	3. 5	4, 654	170	115	3, 316	2, 039	583	694
15	Business service.....	6, 284	21, 588	3. 4	5, 984	172	128	4, 262	2, 791	603	868
16	Personal service, n.e.s. <sup>3</sup> ..	25, 309	90, 427	3. 6	23, 681	950	678	17, 256	10, 226	3, 322	3, 708
17	Not stated.....	385	1, 569	4. 1	364	13	8	283	174	59	50
18	<b>Professional.....</b>	<b>146, 201</b>	<b>504, 586</b>	<b>3. 5</b>	<b>136, 502</b>	<b>5, 289</b>	<b>4, 410</b>	<b>100, 929</b>	<b>73, 530</b>	<b>11, 827</b>	<b>15, 572</b>
19	Accountants and auditors..	27, 270	93, 580	3. 4	25, 706	976	588	18, 967	13, 987	2, 045	2, 935
20	Actuaries.....	183	632	3. 5	175	6	2	130	88	19	23
21	Agricultural professionals, n.e.s. <sup>3</sup> ..	1, 991	7, 506	3. 8	1, 871	53	67	1, 464	1, 050	218	196
22	Architects.....	1, 283	4, 254	3. 3	1, 208	31	44	798	531	88	179
23	Artists, commercial.....	2, 050	6, 642	3. 2	1, 783	124	143	1, 313	986	148	179
24	Artists, except commercial; art teachers.	436	1, 528	3. 5	399	23	14	273	190	40	43
25	Authors, editors, journalists	4, 018	13, 650	3. 4	3, 738	148	132	2, 691	1, 951	330	410
26	Chemists and metallurgists	5, 638	18, 977	3. 4	5, 148	271	219	3, 911	3, 109	314	488
27	Clergymen and priests.....	7, 109	25, 185	3. 5	6, 914	82	113	4, 865	3, 114	837	914
28	Dentists.....	3, 914	13, 275	3. 4	3, 804	76	34	2, 622	1, 547	339	736
29	Draughtsmen and designers	7, 832	25, 047	3. 2	6, 689	594	549	5, 077	4, 251	345	481
30	Engineers, chemical.....	1, 936	6, 393	3. 3	1, 795	66	75	1, 316	1, 104	89	123
31	Engineers, civil.....	5, 790	19, 327	3. 3	5, 394	196	200	3, 754	2, 716	427	611
32	Engineers, electrical.....	4, 912	16, 104	3. 3	4, 540	186	186	3, 326	2, 468	318	540
33	Engineers, mechanical.....	6, 638	22, 303	3. 4	6, 149	221	268	4, 575	3, 543	456	576
34	Engineers, mining.....	1, 610	5, 680	3. 5	1, 541	28	41	1, 191	964	118	109
35	Judges and magistrates....	538	1, 783	3. 3	531	4	3	268	81	65	122
36	Laboratory technicians, n.e.s. <sup>3</sup> ..	5, 112	17, 519	3. 4	4, 491	351	270	3, 532	2, 836	342	354
37	Lawyers and notaries.....	7, 181	25, 542	3. 6	6, 945	173	63	4, 868	3, 165	669	1, 034
38	Librarians.....	167	536	3. 2	157	5	5	101	75	6	20
39	Musicians and music teachers.	2, 069	6, 774	3. 3	1, 836	125	108	1, 259	882	152	225
40	Nurses — graduate.....	580	2, 028	3. 5	550	15	15	427	322	48	57
41	Nurses-in-training.....	12	34	2. 8	9	—	3	7	7	—	—
42	Osteopaths and chiropractors.	593	1, 920	3. 2	544	38	11	365	255	35	75
43	Photographers.....	2, 115	7, 122	3. 4	1, 887	127	101	1, 409	1, 065	148	196
44	Physicians and surgeons..	11, 543	42, 850	3. 7	11, 114	246	183	8, 416	5, 800	1, 130	1, 486
45	Professors and college principals.	2, 172	7, 636	3. 5	2, 057	51	64	1, 533	1, 067	186	280
46	Religious workers, n.e.s. <sup>3</sup> ..	690	2, 475	3. 6	634	32	24	456	273	93	90
47	Social welfare workers, n.e.s. <sup>3</sup> ..	1, 108	3, 772	3. 4	1, 019	46	43	729	469	97	163
48	Statisticians.....	511	1, 692	3. 3	478	18	15	328	228	42	58
49	Surveyors.....	2, 236	7, 548	3. 4	1, 962	154	120	1, 484	1, 160	143	181
50	Teachers—school.....	16, 770	60, 730	3. 6	16, 000	442	328	12, 527	8, 955	1, 799	1, 773
51	Teachers and instructors, n.e.s. <sup>3</sup> ..	751	2, 747	3. 7	677	43	31	541	359	93	89
52	Veterinarians.....	1, 010	3, 344	3. 3	959	28	23	634	483	57	94
53	Other.....	8, 433	28, 451	3. 4	7, 798	310	325	5, 772	4, 449	591	732
54	<b>Clerical.....</b>	<b>145, 057</b>	<b>493, 035</b>	<b>3. 4</b>	<b>127, 096</b>	<b>10, 385</b>	<b>7, 576</b>	<b>94, 938</b>	<b>67, 403</b>	<b>12, 014</b>	<b>15, 521</b>
55	Bookkeepers and cashiers	17, 675	58, 595	3. 3	15, 509	1, 314	852	11, 219	8, 381	1, 186	1, 652
56	Office appliance operators	661	2, 191	3. 3	562	52	47	424	325	52	47
57	Office clerks.....	94, 058	319, 024	3. 4	82, 964	6, 559	4, 535	61, 566	43, 972	7, 572	10, 022
58	Shipping and receiving clerks.	29, 670	103, 034	3. 5	25, 370	2, 278	2, 022	19, 807	13, 334	2, 957	3, 516
59	Stenographers and typists	2, 993	10, 191	3. 4	2, 691	182	120	1, 922	1, 391	247	284

1. Includes the Yukon and Northwest Territories.
2. See Introduction for full explanation of types of family.
3. N.e.s. = Not elsewhere specified.

**TABLEAU 141. Familles avec chefs masculins selon l'occupation des chefs, l'importance numérique, la composition et le type de la famille, et le gain médian des chefs de famille de salariés, Canada<sup>1</sup>, 1951**

Familles par nombre d'enfants à la maison Families by number of children at home Familles selon le nombre d'enfants à la maison						Children at home by age and activity Enfants à la maison selon l'âge et l'activité					Wage-earner families Familles de salariés		Occupation	No
						Total	Under 14 years De moins de 14 ans	14-24 years 14-24 ans			Total	Median earnings of head Gain médian du chef		
0	1	2	3-5	6-8	9+			Total	At school A l'école	In labour force Figurant à la main-d'oeuvre				
762,493	653,346	590,238	593,915	109,245	28,383	4,992,883	3,702,785	1,290,098	534,275	597,841	1,936,879	2,367	Toutes occupations.....	1
95,005	78,496	78,448	62,769	7,736	1,759	524,777	371,486	153,291	81,408	56,782	143,629	3,687	Propriété et administration.....	2
717	697	780	1,140	357	105	9,972	7,008	2,964	1,164	1,321	970	4,000 +	Propriétaires, administrateurs et directeurs dans:	
655	517	610	500	49	5	3,843	2,761	1,082	696	291	1,673	4,000 +	Foresterie, abattage.....	3
15,773	13,500	14,706	11,504	1,359	344	95,685	68,176	27,509	14,969	9,906	28,833	4,000 +	Mines, carrières, puits de pétrole.	4
5,451	4,466	4,536	4,569	655	144	35,673	24,926	10,747	5,059	4,747	4,575	3,892	Fabrication.....	5
5,387	4,232	3,954	3,198	360	73	26,505	18,077	8,428	4,479	3,222	12,009	3,465	Construction.....	6
643	489	493	364	58	13	3,262	2,089	1,173	677	399	1,941	3,719	Transports, entreposage, communications.	7
31,765	27,019	26,704	22,392	2,991	695	186,325	133,561	52,764	27,623	19,571	25,526	3,107	Électricité, gaz, eau.....	8
10,545	8,759	8,950	6,061	571	129	52,581	37,734	14,847	8,275	5,248	19,611	4,000 +	Commerce de détail.....	9
4,057	3,665	3,785	2,303	146	33	20,316	13,923	6,393	4,086	1,809	12,402	4,000 +	Commerce de gros.....	10
1,299	902	879	646	71	3	5,444	3,655	1,789	1,088	566	3,612	3,299	Finance, assurance.....	11
6,913	5,078	4,601	3,428	405	93	29,864	20,218	9,646	5,155	3,620	20,518	3,233	Service social.....	12
1,623	1,269	1,145	819	70	13	6,983	5,021	1,962	1,026	750	2,081	2,899	Service gouvernemental.....	13
2,022	1,580	1,581	1,031	57	13	8,791	6,505	2,286	1,305	800	5,214	3,790	Service d'amusements.....	14
8,053	6,250	5,631	4,720	567	88	38,769	27,268	11,501	5,727	4,444	4,474	2,692	Service commercial.....	15
102	73	93	94	20	3	764	564	200	79	88	190	3,298	Service personnel, n.s.a. <sup>3</sup> .....	16
45,272	38,185	36,670	24,287	1,535	252	207,291	163,437	43,854	28,296	11,931	119,227	3,346	Non déclaré.....	17
8,303	7,368	7,173	4,112	271	43	37,979	29,880	7,999	4,473	2,895	24,529	3,429	Professions	
53	44	60	25	1	12	261	198	63	50	8	171	4,000 +	Comptables et vérificateurs.....	18
527	496	476	424	56	12	3,465	2,709	756	509	178	1,936	2,988	Actuaires.....	19
485	315	296	176	10	1	1,582	1,132	450	275	115	753	4,000 +	Spécialistes en agriculture, n.s.a. <sup>3</sup> .....	20
737	550	498	256	9	—	2,489	2,002	487	255	196	1,563	3,009	Architectes.....	21
163	91	87	87	6	2	627	484	143	74	57	269	3,000	Artistes commerciaux.....	22
1,327	1,043	953	656	34	5	5,500	4,334	1,166	717	353	3,686	3,540	Artistes non commerciaux; professeurs d'art.	23
1,727	1,600	1,425	838	42	6	7,590	6,348	1,242	739	418	5,576	3,427	Auteurs, rédacteurs et journalistes.	24
2,244	1,614	1,641	1,516	82	12	10,792	8,102	2,690	1,919	581	7,109	2,191	Chimistes et métallurgistes.....	25
1,292	1,022	952	607	34	7	5,262	3,532	1,730	1,243	328	253	4,000 +	Ministres du culte.....	26
2,755	2,350	1,798	882	39	8	9,268	8,041	1,227	666	485	7,738	3,029	Dentistes.....	27
620	525	521	262	7	1	2,485	2,152	333	225	83	1,816	4,000 +	Dessinateurs et traceurs.....	28
2,036	1,526	1,317	855	51	5	7,488	5,816	1,672	1,087	444	5,404	4,000 +	Ingénieurs chimistes.....	29
1,586	1,424	1,268	607	22	5	6,159	4,889	1,270	801	376	4,834	4,000 +	Ingénieurs civils.....	30
2,063	1,862	1,698	958	47	10	8,865	7,325	1,540	915	513	6,518	3,925	Ingénieurs mécaniciens.....	31
419	423	471	281	15	1	2,425	2,088	337	259	51	1,504	4,000 +	Ingénieurs électriques.....	32
270	108	73	74	12	1	610	287	323	242	54	538	4,000 +	Ingénieurs des mines.....	33
1,580	1,478	1,169	803	66	16	7,210	6,018	1,192	591	500	5,112	2,642	Juges et magistrats.....	34
2,313	1,608	1,785	1,359	103	13	10,650	7,714	2,936	2,167	450	1,754	4,000 +	Techniciens de laboratoire, n.s.a. <sup>3</sup> .....	35
66	52	24	22	3	—	198	153	45	26	14	167	2,911	Avocats et notaires.....	36
810	518	404	317	17	3	2,578	1,983	595	320	228	1,367	2,670	Bibliothécaires.....	37
153	147	172	100	8	—	873	714	159	94	54	580	2,259	Musiciens et professeurs de musique.	38
5	5	1	1	—	—	10	10	—	—	—	12	1,900	Infirmiers diplômés.....	39
228	157	122	82	4	—	710	539	171	104	50	19	2,833	Élèves infirmiers.....	40
706	579	485	315	28	2	2,845	2,306	539	292	196	893	2,642	Ostéopathes et chiropraticiens	41
3,127	2,486	3,021	2,713	176	20	19,184	14,786	4,398	3,346	605	3,004	4,000 +	Photographes.....	42
639	499	610	406	16	2	3,234	2,514	720	575	87	2,172	4,000 +	Médecins et chirurgiens.....	43
234	154	142	142	14	4	1,068	773	295	170	99	690	1,710	Professeurs et principaux de collèges.	44
379	301	242	167	14	5	1,502	1,090	412	199	183	1,108	2,655	Zélateurs d'oeuvre religieuse, n.s.a. <sup>3</sup> .....	45
183	126	134	62	6	—	644	493	151	97	42	511	3,656	Zélateurs d'assistance sociale, n.s.a. <sup>3</sup> .....	46
752	610	520	319	25	10	2,997	2,477	520	311	164	1,992	2,718	Statisticiens.....	47
4,243	4,346	4,611	3,289	241	40	26,878	21,153	5,725	4,049	1,266	16,595	3,133	Arpenteurs.....	48
210	191	195	140	11	4	1,201	878	323	158	141	705	2,746	Instituteurs-écoles.....	49
376	249	223	156	5	1	1,274	1,037	237	146	75	445	3,841	Instituteurs et chargés de cours, n.s.a. <sup>3</sup> .....	50
2,661	2,318	2,103	1,278	60	13	11,388	9,380	2,008	1,202	642	7,904	3,513	Vétérinaires.....	51
50,119	39,149	31,108	22,002	2,276	403	197,121	151,561	45,560	19,595	22,381	144,920	2,379	Autres.....	52
6,456	4,898	3,632	2,401	252	36	22,484	17,726	4,758	2,238	2,119	17,583	2,306	Bureaux.....	53
237	190	132	89	11	2	857	700	157	76	70	658	2,513	Teneurs de livres et caissiers	54
32,492	25,365	20,438	14,106	1,399	258	127,179	98,248	28,931	12,722	13,940	94,034	2,432	Mécanographes.....	55
9,863	7,942	6,260	4,943	561	101	42,546	31,728	10,818	4,109	5,912	29,668	2,284	Commis de bureau.....	56
1,071	754	646	463	53	6	4,055	3,159	896	450	340	2,977	2,600	Commis expéditionnaires et réceptionnaires.	57
													Sténographes et dactylographes	58

1. Comprend le Yukon et les Territoires du Nord-Ouest.

2. Voir dans l'introduction les explications complètes concernant les types de famille.

3. N.s.a. = Non spécifiés ailleurs.

**TABLE 141. Families with male heads by occupation of head, showing family size, composition and type, and median earnings of wage-earner family heads, for Canada<sup>1</sup>, 1951 - Continued**

No.	Occupation	Total	Persons in families Nombre de personnes dans les familles	Average number of persons per family Moyenne de personnes par famille	Families by type <sup>2</sup>			Families with children by age of children Familles avec enfants selon l'âge des enfants			
					Familles selon le type <sup>2</sup>			Total	All under 14 Tous enfants de moins de 14 ans	Under and over 14 De moins et de plus de 14 ans	All over 14 Tous enfants de plus de 14 ans
					Maintaining own household Maintenant leur propre ménage	Not maintaining own household Ne maintenant pas leur propre ménage					
						Related Parentes	Non-related Non parentes				
1	<b>Agricultural</b> .....	<b>486,887</b>	<b>2,155,002</b>	<b>4.4</b>	<b>463,832</b>	<b>19,600</b>	<b>3,455</b>	<b>368,805</b>	<b>197,211</b>	<b>102,938</b>	<b>68,658</b>
2	Farmers and stock raisers .....	431,745	1,942,823	4.5	423,190	8,118	437	331,195	171,290	96,103	63,802
3	Farm managers and foremen .....	2,864	11,169	3.9	2,659	143	62	2,089	1,370	400	319
4	Farm labourers .....	41,031	161,445	3.9	27,830	10,868	2,333	28,962	21,248	4,956	2,758
5	Flower growers, landscape gardeners.	1,583	5,724	3.6	1,448	74	61	972	485	236	251
6	Other .....	9,664	33,841	3.5	8,705	397	562	5,587	2,818	1,241	1,528
7	<b>Fishing, Hunting, and Trapping</b> ....	<b>34,014</b>	<b>154,539</b>	<b>4.5</b>	<b>30,805</b>	<b>2,902</b>	<b>307</b>	<b>27,195</b>	<b>15,662</b>	<b>7,785</b>	<b>3,748</b>
8	Fishermen .....	29,763	134,678	4.5	26,705	2,774	284	23,559	13,643	6,536	3,380
9	Hunters and trappers .....	4,251	19,861	4.7	4,100	128	23	3,636	2,019	1,249	368
10	<b>Logging</b> .....	<b>44,244</b>	<b>208,191</b>	<b>4.5</b>	<b>40,090</b>	<b>3,433</b>	<b>721</b>	<b>36,321</b>	<b>24,128</b>	<b>8,683</b>	<b>3,510</b>
11	Foremen .....	2,559	11,982	4.7	2,444	90	25	2,052	1,091	647	314
12	Forest rangers and timber cruisers.	2,757	12,276	4.5	2,607	113	37	2,077	1,157	606	314
13	Lumbermen .....	38,928	183,933	4.7	35,039	3,230	659	32,192	21,880	7,430	2,882
14	<b>Mining and Quarrying</b> .....	<b>42,649</b>	<b>181,179</b>	<b>4.2</b>	<b>40,112</b>	<b>1,662</b>	<b>875</b>	<b>34,549</b>	<b>23,381</b>	<b>7,244</b>	<b>3,924</b>
15	Foremen .....	4,214	17,955	4.3	4,117	63	34	3,398	2,030	851	517
16	Labourers - mines and quarries .....	9,643	41,560	4.3	8,922	532	189	7,808	5,170	1,739	899
17	Millmen .....	1,880	7,524	4.0	1,805	44	31	1,487	1,057	257	173
18	Miners .....	19,827	85,522	4.3	18,662	738	427	16,450	11,560	3,298	1,592
19	Prospectors .....	448	1,677	3.7	414	19	15	282	143	75	64
20	Quarriers; drillers - rock, oil wells.	2,942	11,744	4.0	2,655	162	125	2,246	1,661	388	197
21	Timbemen .....	1,101	4,333	3.9	1,046	29	26	842	540	166	136
22	Other .....	2,594	10,864	4.2	2,491	75	28	2,036	1,220	470	346
23	<b>Manufacturing and Mechanical</b> .....	<b>479,826</b>	<b>1,807,162</b>	<b>3.8</b>	<b>428,114</b>	<b>28,573</b>	<b>23,139</b>	<b>347,850</b>	<b>232,267</b>	<b>61,733</b>	<b>53,850</b>
24	Foremen .....	41,661	161,096	3.9	39,284	1,449	928	30,904	17,584	6,926	6,394
25	<b>Food Products</b> .....	<b>30,073</b>	<b>114,534</b>	<b>3.8</b>	<b>26,576</b>	<b>1,954</b>	<b>1,543</b>	<b>21,898</b>	<b>14,474</b>	<b>3,977</b>	<b>3,447</b>
26	Bakers .....	6,236	23,687	3.8	5,380	435	421	4,437	2,822	839	776
27	Butchers and meat cutters .....	10,676	39,517	3.7	9,428	679	569	7,687	5,232	1,245	1,210
28	Butter and cheese makers .....	1,988	8,239	4.1	1,864	85	39	1,541	1,099	275	167
29	Fish canners, curers, packers .....	3,047	12,854	4.2	2,670	290	87	2,350	1,452	564	334
30	Meat canners, curers, packers .....	1,204	4,428	3.7	1,052	57	95	908	602	151	155
31	Millers - flour, grain .....	1,592	6,253	3.9	1,492	68	32	1,179	720	232	227
32	Other .....	5,330	19,556	3.7	4,690	340	300	3,796	2,547	671	578
33	<b>Liquors and Beverages</b> .....	<b>2,850</b>	<b>10,530</b>	<b>3.7</b>	<b>2,490</b>	<b>201</b>	<b>159</b>	<b>2,136</b>	<b>1,511</b>	<b>284</b>	<b>341</b>
34	<b>Tobacco Products</b> .....	<b>612</b>	<b>2,364</b>	<b>3.9</b>	<b>550</b>	<b>36</b>	<b>26</b>	<b>441</b>	<b>289</b>	<b>83</b>	<b>69</b>
35	<b>Rubber Products</b> .....	<b>6,803</b>	<b>24,886</b>	<b>3.7</b>	<b>5,784</b>	<b>468</b>	<b>551</b>	<b>4,951</b>	<b>3,355</b>	<b>825</b>	<b>771</b>
36	Rubber shoe makers .....	840	3,325	4.0	736	59	45	621	422	113	86
37	Tire and tube builders .....	2,610	9,149	3.5	2,144	212	254	1,867	1,290	282	295.
38	Vulcanizers .....	1,217	4,418	3.6	1,055	66	96	880	615	142	123
39	Other .....	2,136	7,994	3.7	1,849	131	156	1,583	1,028	288	267
40	<b>Fur and Fur Goods</b> .....	<b>2,397</b>	<b>8,115</b>	<b>3.4</b>	<b>1,996</b>	<b>217</b>	<b>184</b>	<b>1,662</b>	<b>1,166</b>	<b>230</b>	<b>266</b>
41	Furriers .....	2,397	8,115	3.4	1,996	217	184	1,662	1,166	230	266
42	<b>Leather and Leather Products</b> .....	<b>11,727</b>	<b>43,554</b>	<b>3.7</b>	<b>10,542</b>	<b>693</b>	<b>492</b>	<b>7,799</b>	<b>4,499</b>	<b>1,620</b>	<b>1,680</b>
43	Cutters .....	1,900	7,044	3.7	1,664	131	105	1,269	757	246	266
44	Glove makers .....	100	375	3.8	86	7	7	63	35	10	18
45	Harness and saddle makers .....	273	909	3.3	259	12	2	119	54	23	42
46	Machine operators - boot and shoe factory, n.e.s. ..	2,817	10,468	3.7	2,427	227	163	1,871	1,169	364	338
47	Shoemakers and repairers, n.i.f. <sup>5</sup>	4,343	16,398	3.8	4,106	158	79	2,919	1,523	678	718
48	Tanners .....	403	1,654	4.1	358	29	16	292	176	69	47
49	Other .....	1,891	6,706	3.5	1,642	129	120	1,266	785	230	251
50	<b>Textiles</b> .....	<b>17,080</b>	<b>67,869</b>	<b>3.9</b>	<b>15,406</b>	<b>1,051</b>	<b>623</b>	<b>12,797</b>	<b>9,021</b>	<b>2,244</b>	<b>1,532</b>
51	Inspectors and menders .....	625	2,552	4.1	576	29	20	471	314	101	56
52	Bleachers and dyers - textile .....	1,437	5,849	4.1	1,299	94	44	1,074	669	225	180
53	Carders and drawing frame tenders.	1,048	4,095	3.9	953	65	30	739	461	176	102
54	Finishers and calenderers .....	1,155	4,551	3.9	1,050	68	37	840	538	172	130
55	Knitters .....	1,883	7,358	3.9	1,698	112	73	1,447	1,100	218	129
56	Loom fixers and card grinders ..	951	3,899	4.1	878	51	22	746	464	171	111
57	Spinners and twisters .....	2,000	8,043	4.0	1,802	117	81	1,528	1,181	210	137
58	Weavers - textile .....	3,196	12,718	4.0	2,884	200	112	2,405	1,797	374	234
59	Winders, warpers, reelers, beamers	827	3,180	3.8	743	54	30	614	456	95	63
60	Other .....	3,958	15,624	3.9	3,523	261	174	2,933	2,041	502	390

1. Includes the Yukon and Northwest Territories.  
 2. See Introduction for full explanation of types of family.  
 3. Median earnings of head less than \$1,500.  
 4. N.e.s. = Not elsewhere specified.  
 5. N.i.f. = Not in factory.

TABLEAU 141. Familles avec chefs masculins selon l'occupation des chefs, l'importance numérique, la composition et le type de la famille, et le gain médian des chefs de famille de salariés, Canada<sup>1</sup>, 1951 - suite

Familles par nombre d'enfants à la maison Families by number of children at home						Children at home by age and activity Enfants à la maison selon l'âge et l'activité					Wage-earner families Familles de salariés		Occupation	No
						Total	Under 14 years — Moins de 14 ans	14-24 years — 14-24 ans			Total	Median earnings of head — Gain médian du chef		
0	1	2	3-5	6-8	9+			Total	At school — A l'école	In labour force — Figurant à la main-d'oeuvre			\$	
118,082	95,463	93,604	132,351	35,295	12,092	1,134,575	794,795	339,780	122,042	159,619	44,651	3	Agriculture .....	1
100,550	82,804	83,551	120,688	32,743	11,409	1,035,182	716,469	318,713	114,490	149,247	—	—	Cultivateurs et éleveurs .....	2
775	622	647	691	103	26	5,337	4,121	1,216	579	492	2,819	1,826	Administrateurs et contremaîtres de ferme.	3
12,069	9,621	7,615	9,046	2,098	582	78,017	63,718	14,299	4,928	6,884	32,738	3	Ouvriers agricoles .....	4
611	333	278	310	42	9	2,376	1,534	842	331	443	—	—	Floriculteurs et jardinistes .....	5
4,077	2,083	1,513	1,616	309	66	13,603	8,953	4,710	1,714	2,553	9,094	1,562	Autres .....	6
6,819	7,023	6,332	10,082	3,119	639	84,832	64,315	20,517	6,979	9,598	5,068	3	Pêche, chasse et trappage .....	7
6,204	6,158	5,542	8,581	2,687	591	73,359	55,582	17,777	6,624	8,272	5,012	3	Pêcheurs .....	8
615	865	790	1,501	432	48	11,473	8,733	2,740	355	1,326	56	3	Chasseurs et trappeurs .....	9
7,923	8,802	8,478	13,373	4,381	1,287	118,487	94,228	24,259	7,833	11,428	36,367	3	Abatage .....	10
507	503	507	713	243	86	6,671	4,580	2,091	736	970	2,559	2,238	Contremaîtres .....	11
680	549	506	707	225	90	6,606	4,722	1,884	680	817	2,757	1,714	Gardes et estimateurs forestiers ..	12
6,736	7,750	7,465	11,953	3,913	1,111	105,210	84,926	20,284	6,417	9,641	31,051	3	Bûcherons .....	13
8,100	9,907	9,563	12,081	2,452	546	95,036	75,417	19,619	9,488	7,521	41,790	2,523	Mines et carrières .....	14
816	856	1,051	1,229	202	60	9,388	6,936	2,452	1,254	949	4,214	3,356	Contremaîtres .....	15
1,835	2,290	2,004	2,718	655	141	22,037	17,273	4,764	2,090	1,916	9,643	2,258	Ouvriers—mines et carrières .....	16
393	457	459	489	65	17	3,745	3,013	732	364	292	1,880	2,592	Bocardeurs .....	17
3,377	4,636	4,503	5,873	1,177	261	45,636	37,125	8,511	4,280	3,110	19,680	2,538	Mineurs .....	18
166	83	80	97	19	3	751	523	228	102	93	185	2,065	Prospecteurs .....	19
696	722	630	728	139	27	5,804	4,760	1,044	456	440	2,493	2,300	Carrieres; foreurs, roc et puits de pétrole.	20
259	276	251	256	51	8	2,117	1,618	499	252	194	1,101	2,568	Boiseurs .....	21
558	587	585	691	144	29	5,558	4,169	1,389	690	527	2,594	2,640	Autres .....	22
131,976	122,125	107,182	99,645	15,607	3,291	829,894	629,832	200,062	86,446	100,760	450,371	2,450	Fabrication et mécanique .....	23
10,757	10,065	9,895	9,111	1,477	356	75,774	52,522	23,252	9,829	11,363	41,661	3,002	Contremaîtres .....	24
8,175	7,623	6,497	6,509	1,061	208	53,155	40,138	13,017	5,081	6,593	28,396	2,111	Produits alimentaires .....	25
1,799	1,565	1,281	1,313	227	51	10,884	7,991	2,893	1,100	1,468	5,393	2,116	Boulangers .....	26
2,989	2,768	2,392	2,186	289	52	17,753	13,504	4,249	1,675	2,220	10,567	2,230	Bouchers et coupeurs de viande ..	27
447	464	421	513	120	23	4,179	3,340	839	401	330	1,710	1,830	Bouillottes et fromagers .....	28
697	751	550	799	206	44	6,633	4,990	1,643	572	817	3,002	3	Conservateurs et fumeurs de poisson	29
296	328	302	253	20	5	1,996	1,517	479	192	255	1,193	2,319	Conservateurs, fumeurs, sauteurs de viande.	30
413	376	349	371	72	11	3,011	2,224	787	358	349	1,256	2,049	Meuniers—farine et grain .....	31
1,534	1,371	1,202	1,074	127	22	8,699	6,572	2,127	783	1,154	5,275	2,183	Autres .....	32
714	798	667	571	72	8	4,745	3,695	1,050	393	578	2,850	2,332	Spiritueux et boissons .....	33
171	141	135	134	23	8	1,110	809	301	67	195	612	2,254	Produits du tabac .....	34
1,852	1,910	1,488	1,345	177	31	11,135	8,414	2,721	973	1,569	6,656	2,495	Produits du caoutchouc .....	35
219	218	184	203	36	10	1,613	1,202	411	81	291	840	2,194	Fabricants de chaussures en caoutchouc.	36
743	767	585	464	45	6	3,893	3,002	891	331	508	2,610	2,675	Fabricants de pneus et de chambres à air.	37
337	321	288	239	29	3	1,958	1,511	447	196	222	1,070	2,299	Vulcaniseurs .....	38
553	604	461	439	67	12	3,671	2,699	972	365	548	2,136	2,518	Autres .....	39
735	750	559	317	31	5	3,216	2,448	768	338	367	2,241	2,437	Fourrures et articles en fourrure .....	40
735	750	559	317	31	5	3,216	2,448	768	338	367	2,241	2,437	Fourrures .....	41
3,928	2,801	2,223	2,279	403	93	19,179	13,388	5,791	2,004	3,170	8,078	2,037	Cuir et articles en cuir .....	42
631	494	344	344	74	13	3,103	2,163	940	268	570	1,900	2,067	Coupeurs .....	43
37	25	16	16	4	2	168	115	53	12	39	97	1,797	Gantiers .....	44
154	51	27	31	7	3	298	178	120	38	67	141	1,845	Bouillottes et selliers .....	45
946	668	526	553	97	27	4,628	3,302	1,326	375	819	2,817	2,029	Conducteurs de machine—fabrique de chaussures, n.s.a. <sup>4</sup>	46
1,424	979	836	918	157	29	7,347	5,003	2,344	976	1,110	870	1,773	Cordonniers, hors fabrique .....	47
111	95	78	90	20	9	808	593	215	68	110	388	2,105	Tanneurs .....	48
625	489	396	327	44	10	2,827	2,034	793	267	455	1,865	2,125	Autres .....	49
4,283	4,218	3,542	4,061	795	181	33,291	26,342	6,949	2,399	3,906	17,063	2,151	Textiles .....	50
154	148	124	152	35	12	1,295	1,003	292	105	161	625	2,158	Inspecteurs et rentrayeurs .....	51
363	347	283	343	81	20	2,911	2,154	757	236	442	1,437	2,087	Blanchisseurs et teinturiers—textiles	52
309	233	208	237	55	6	1,957	1,450	507	177	283	1,048	1,961	Carteurs et étireurs .....	53
315	290	203	287	48	12	2,204	1,622	582	184	346	1,155	2,075	Frisseurs et calandreurs .....	54
436	490	429	445	67	16	3,589	2,993	596	261	303	1,878	2,424	Tricoteurs .....	55
205	227	216	246	47	10	1,986	1,468	518	183	296	951	2,336	Régulateurs de métiers, aiguiseurs de cartes.	56
472	474	446	492	100	16	4,007	3,407	600	229	310	2,000	2,164	Fileurs et retordeurs .....	57
791	823	629	762	158	33	6,248	5,085	1,163	386	666	3,189	2,150	Tisseurs—textiles .....	58
213	219	169	190	27	9	1,512	1,227	285	99	158	827	2,090	Dévideurs, ourdisseurs et enrouleurs.	59
1,025	967	835	907	177	47	7,582	5,933	1,649	539	941	3,953	2,096	Autres .....	60

1. Comprend le Yukon et les Territoires du Nord-Ouest.  
 2. Voir dans l'introduction les explications complètes concernant les types de famille.  
 3. Gain médian du chef, de moins de \$1,500.  
 4. N.s.a. = Non spécifiés ailleurs.

**TABLE 141. Families with male heads by occupation of head, showing family size, composition and type, and median earnings of wage-earner family heads, for Canada<sup>1</sup>, 1951 - Continued**

No.	Occupation	Total	Persons in families — Nombre de personnes dans les familles	Average number of persons per family — Moyenne de personnes par famille	Families by type <sup>2</sup> — Familles selon le type <sup>2</sup>			Families with children by age of children — Familles avec enfants selon l'âge des enfants			
					Maintaining own household — Maintenant leur propre ménage	Not maintaining own household — Ne maintenant pas leur propre ménage		Total	All under 14 — Tous enfants de moins de 14 ans	Under and over 14 — De moins et de plus de 14 ans	All over 14 — Tous enfants de plus de 14 ans
						Related — Parentes	Non-related — Non parentes				
	<b>Manufacturing and Mechanical—Con.</b>										
1	Textile Goods and Wearing Apparel	15,844	52,798	3.3	13,524	1,141	1,179	10,200	6,399	1,536	2,265
2	Inspectors and examiners .....	182	612	3.4	155	14	13	111	61	15	35
3	Cutters .....	2,359	7,780	3.2	1,962	246	191	1,572	1,148	183	241
4	Designers, clothing .....	610	2,069	3.4	566	30	14	414	264	55	95
5	Hat and cap makers .....	702	2,411	3.4	604	53	45	476	278	89	109
6	Milliners .....	51	171	3.4	45	2	4	34	16	8	10
7	Sewers, sewing machine operators, n.e.s. <sup>3</sup>	3,858	12,682	3.3	3,182	294	382	2,588	1,710	366	512
8	Tailors .....	5,256	17,585	3.3	4,645	293	318	3,219	1,868	501	850
9	Other .....	2,786	9,488	3.4	2,365	209	212	1,786	1,054	319	413
10	<b>Wood Products</b> .....	34,676	134,407	3.9	31,464	1,940	1,272	25,012	16,473	4,763	3,776
11	Inspectors, graders, scalers .....	3,943	16,346	4.1	3,683	184	76	3,020	1,949	635	436
12	Box, basket, and packing case makers	472	1,729	3.7	424	30	18	318	197	64	57
13	Cabinet and furniture makers .....	4,716	16,376	3.5	4,209	260	247	3,033	1,936	479	618
14	Coopers .....	701	2,601	3.7	637	36	28	468	245	107	116
15	Finishers and polishers—wood .....	2,192	7,959	3.6	1,905	137	150	1,437	893	274	270
16	Sawyers—wood .....	8,387	35,631	4.2	7,818	411	158	6,578	4,447	1,398	733
17	Upholsterers .....	3,296	11,406	3.5	2,829	251	216	2,289	1,573	334	382
18	Wood turners, planers, etc. ....	5,907	23,058	3.9	5,376	335	196	4,292	2,861	813	618
19	Other upholstering occupations, n.e.s. <sup>3</sup>	691	2,432	3.5	592	49	50	463	295	87	81
20	Other .....	4,371	16,869	3.9	3,991	247	133	3,114	2,077	572	465
21	<b>Pulp, Paper, and Paper Products</b> ..	13,821	59,141	4.3	12,620	758	443	11,042	7,134	2,400	1,508
22	Paper box, bag, and envelope makers	1,863	6,609	3.5	1,501	185	177	1,308	939	196	173
23	Paper makers .....	5,098	22,303	4.4	4,785	225	88	4,229	2,657	987	585
24	Other .....	6,860	30,229	4.4	6,334	348	178	5,505	3,538	1,217	750
25	<b>Printing, Publishing, Bookbinding</b>	15,978	54,418	3.4	13,901	1,168	909	10,557	7,151	1,505	1,901
26	Bookbinders .....	666	2,182	3.3	555	71	40	400	272	54	74
27	Compositors and typesetters .....	9,029	31,071	3.4	8,004	576	449	5,963	3,947	883	1,133
28	Photoengravers and lithographers	1,689	5,604	3.3	1,476	104	109	1,117	837	115	165
29	Pressmen and plate printers .....	3,326	11,206	3.4	2,803	298	225	2,239	1,527	321	391
30	Other bookbinding occupations, n.e.s. <sup>3</sup>	258	895	3.5	222	21	15	172	117	32	23
31	Other printing and publishing occupations	1,010	3,460	3.4	841	98	71	666	451	100	115
32	<b>Metal Products</b> .....	263,870	989,374	3.7	234,252	15,982	13,635	192,107	131,941	32,628	27,538
33	Inspectors, gaugers, n.e.s. <sup>3</sup> —metal	7,910	27,519	3.5	7,022	485	436	5,379	3,750	760	869
34	Assemblers—electrical equipment	6,324	21,793	3.4	5,173	606	545	4,384	3,401	492	491
35	Blacksmiths, hammermen, forgemen	7,555	30,701	4.1	7,165	256	134	5,160	2,571	1,331	1,258
36	Boilermakers and platers .....	3,647	13,647	3.7	3,357	160	130	2,557	1,498	538	521
37	Coremakers .....	1,353	4,785	3.5	1,146	119	88	958	652	145	161
38	Electroplaters .....	1,077	3,870	3.6	876	102	99	791	577	100	114
39	Engravers, except photoengravers	563	1,876	3.3	492	41	30	367	257	48	62
40	Filers, grinders, sharpeners .....	5,009	18,428	3.7	4,507	258	244	3,595	2,383	624	588
41	Fitters, assemblers, n.e.s. <sup>3</sup> —metal	10,025	35,816	3.6	8,574	736	715	7,113	5,122	1,023	968
42	Furnacemen and heaters—metal ..	5,936	23,815	4.0	5,358	273	305	4,599	3,067	867	665
43	Heat treaters and annealers .....	606	2,311	3.8	551	27	28	437	267	84	86
44	Jewellers and watchmakers .....	2,566	8,397	3.3	2,279	139	148	1,611	1,138	200	273
45	Machine operators, n.e.s. <sup>3</sup> .....	21,501	78,332	3.6	18,496	1,585	1,420	15,328	10,696	2,409	2,223
46	Machinists—metal .....	24,388	89,519	3.7	22,033	1,351	1,004	17,397	11,539	2,933	2,925
47	Mechanics—airplane .....	2,879	10,271	3.6	2,507	189	183	2,161	1,770	212	179
48	Mechanics—motor vehicle .....	46,067	179,820	3.9	41,361	2,657	2,049	35,549	25,870	6,067	3,612
49	Mechanics—railroad or car shop	6,999	26,222	3.7	6,425	364	210	5,043	3,118	923	1,002
50	Mechanics, n.e.s. <sup>3</sup> .....	39,477	148,427	3.8	35,317	2,231	1,929	28,177	18,274	5,299	4,604
51	Millwrights .....	6,894	28,694	4.2	6,491	226	177	5,356	3,121	1,296	939
52	Moulders .....	7,031	26,909	3.8	6,181	440	410	5,175	3,503	892	780
53	Patternmakers .....	1,681	5,724	3.4	1,536	86	59	1,074	695	155	224
54	Polishers and buffers—metal .....	2,592	9,489	3.7	2,183	197	212	1,856	1,314	284	258
55	Potmen .....	999	5,288	5.3	918	42	39	904	720	157	27
56	Radio repairmen .....	3,098	10,878	3.5	2,671	222	205	2,214	1,814	227	173
57	Riveters and rivet heaters .....	1,288	5,080	3.9	1,097	104	87	941	600	193	148
58	Rolling mill men, n.e.s. <sup>3</sup> .....	1,339	5,263	3.9	1,218	61	60	1,035	657	210	168
59	Sheet metal workers and tinsmiths	9,424	33,940	3.6	8,221	644	559	6,619	4,593	1,054	972
60	Toolmakers, die makers and setters	7,215	24,859	3.4	6,366	452	397	4,943	3,575	659	709
61	Welders and flame cutters .....	17,291	65,668	3.8	15,112	1,159	1,020	13,319	10,091	1,906	1,322
62	Wire drawers, makers, and weavers	1,168	4,244	3.6	990	106	72	825	560	145	120
63	Other .....	9,968	37,789	3.8	8,629	664	675	7,240	4,748	1,395	1,097

1. Includes the Yukon and Northwest Territories.
2. See Introduction for full explanation of types of family.
3. N.e.s. = Not elsewhere specified.

TABLEAU 141. Familles avec chefs masculins selon l'occupation des chefs, l'importance numérique, la composition et le type de la famille, et le gain médian des chefs de famille de salariés, Canada<sup>1</sup>, 1951 - suite

Familles by number of children at home Familles selon le nombre d'enfants à la maison						Children at home by age and activity Enfants à la maison selon l'âge et l'activité					Wage-earner families Familles de salariés		Occupation	No
						Total	Under 14 years De moins de 14 ans	14-24 years 14-24 ans			Total	Median earnings of head Gain médian du chef		
0	1	2	3-5	6-8	9+			Total	At school À l'école	In labour force Figurant à la main-d'œuvre			\$	
<b>Fabrication et mécanique - suite</b>														
5,644	4,614	3,375	1,991	183	37	19,843	13,970	5,873	2,289	3,065	14,388	2,302	Tissus et vêtements.....	1
71	42	41	27	1	—	230	152	78	29	45	182	2,375	Inspecteurs et examinateurs.....	2
827	732	555	262	22	1	2,897	2,279	618	259	309	2,399	2,513	Coupeurs.....	3
196	180	143	86	4	1	794	553	241	110	102	579	3,793	Dessinateurs, vêtements.....	4
226	198	166	101	10	1	958	659	299	122	153	702	2,263	Chapelliers et casquettiers.....	5
17	18	8	6	2	—	68	40	28	13	12	36	2,400	Modistes de chapeaux.....	6
1,270	1,233	883	436	30	6	4,727	3,460	1,267	515	650	3,858	2,234	Couseurs, conducteurs de couseuses, n.s.a. <sup>3</sup>	7
2,037	1,440	1,003	690	67	19	6,480	4,269	2,211	828	1,174	3,877	2,333	Tailleurs.....	8
1,000	771	576	383	47	9	3,689	2,558	1,131	413	620	2,755	2,223	Autres.....	9
9,664	8,404	7,272	7,503	1,505	328	63,489	48,288	15,201	5,693	7,685	32,371	2,068	Produits du bois.....	10
923	902	862	963	233	60	8,288	6,150	2,138	872	992	3,943	2,223	Inspecteurs, trieurs et toiseurs.....	11
154	112	112	78	14	4	756	562	194	64	112	435	1,890	Fabricants de boîtes, paniers et caisses.	12
1,683	1,192	963	755	107	16	6,662	4,841	1,821	708	952	4,007	2,180	Ébénistes et fabricants de meubles	13
233	173	133	132	28	2	1,129	745	384	151	204	630	2,067	Tonnelliers.....	14
755	532	411	409	73	12	3,437	2,526	911	283	554	2,118	2,032	Finisseurs et polisseurs - bois.....	15
1,809	1,882	1,799	2,270	515	132	18,571	14,646	3,925	1,483	1,828	7,787	1,798	Scieurs - bois.....	16
1,007	978	710	534	63	4	4,709	3,586	1,123	441	606	2,699	2,385	Remboueurs.....	17
1,615	1,418	1,243	1,326	244	61	10,992	8,455	2,537	917	1,297	5,907	2,014	Tourneurs, raboteurs et autres.....	18
228	196	134	110	19	4	1,008	736	272	100	155	670	2,153	Autres occupations de rembourrage, n.s.a. <sup>3</sup>	19
1,257	1,039	905	928	209	33	7,937	6,041	1,896	674	985	4,175	2,017	Autres.....	20
2,779	3,343	2,953	3,634	872	240	30,930	22,940	7,990	3,152	3,762	13,812	2,695	Pulpe, papier et produits du papier....	21
555	515	414	336	39	4	2,821	2,230	591	211	334	1,860	2,322	Fabricants de boîtes, sacs et enveloppes.	22
869	1,238	1,156	1,407	339	89	11,896	8,532	3,364	1,457	1,475	5,098	3,023	Papetiers.....	23
1,355	1,590	1,383	1,891	494	147	16,213	12,178	4,035	1,484	1,953	6,854	2,621	Autres.....	24
5,427	4,402	3,461	2,411	241	42	27,746	16,161	5,585	2,295	2,839	15,020	2,951	Impression, édition, reliure.....	25
268	167	142	83	8	—	799	584	215	87	115	626	2,815	Relieurs.....	26
3,066	2,419	1,966	1,396	150	32	12,575	9,238	3,337	1,429	1,609	8,176	2,922	Typographes et compositeurs.....	27
572	497	335	264	19	2	2,180	1,750	430	184	227	1,631	3,522	Photograpeurs et lithographes.....	28
1,087	986	736	471	42	4	4,434	3,288	1,146	429	633	3,326	2,872	Pressiers et imprimeurs en taille douce	29
86	58	67	43	4	—	368	267	101	30	60	251	2,591	Autres occupations de reliure, n.s.a. <sup>3</sup>	30
344	275	215	154	18	4	1,390	1,034	356	136	195	1,010	3,000	Autres - impression et édition.....	31
71,763	67,199	60,075	55,121	8,092	1,620	453,769	350,981	102,788	42,473	51,115	245,956	2,486	Produits des métaux.....	32
2,531	2,052	1,832	1,356	124	15	11,450	8,841	2,609	1,058	1,383	7,910	2,681	Inspecteurs, calibreurs, n.s.a. <sup>3</sup> - métaux.	33
1,940	1,809	1,417	1,044	103	11	9,063	7,511	1,552	581	863	6,324	2,551	Monteurs - outillage électrique.....	34
2,395	1,561	1,344	1,689	431	135	14,754	9,790	4,964	1,855	2,433	4,514	2,332	Forgerons, marteleurs et forgers....	35
1,090	911	753	758	112	23	6,122	4,266	1,856	664	1,034	3,639	2,562	Chaudronniers et plaqueurs.....	36
395	378	312	238	25	5	2,044	1,555	489	195	263	1,353	2,480	Noyauteurs.....	37
286	308	249	214	16	4	1,700	1,335	365	144	194	1,061	2,429	Galvanoplastes.....	38
196	150	130	82	5	—	725	548	177	81	84	494	2,894	Graveurs, sauf les photograpeurs.....	39
1,414	1,260	1,162	1,020	139	14	8,210	6,262	1,948	824	962	4,857	2,521	Limeurs, aiguiseurs et affûteurs.....	40
2,912	2,727	2,276	1,866	213	31	15,572	12,388	3,184	1,219	1,732	10,014	2,466	Ajusteurs et monteurs, n.s.a. <sup>3</sup> - métaux	41
1,337	1,420	1,409	1,476	247	47	11,771	9,078	2,693	1,106	1,347	5,936	2,671	Gardiens de fourneaux, chauffeurs - métaux.	42
169	145	136	135	13	8	1,061	779	282	130	136	606	2,648	Traiteurs thermiques et recuiseurs	43
955	712	542	320	31	6	3,154	2,442	712	334	323	1,918	2,449	Bijoutiers et horlogers.....	44
6,173	5,630	4,815	4,280	525	78	34,750	26,985	7,765	3,037	4,120	21,501	2,360	Conducteurs de machines, n.s.a. <sup>3</sup> ....	45
6,991	6,189	5,697	4,762	620	129	39,847	29,878	9,969	4,119	4,970	23,945	2,795	Machinistes - métaux.....	46
718	831	766	518	37	9	4,491	3,871	620	287	293	2,879	2,574	Mécaniciens - avions.....	47
10,518	11,663	10,990	10,850	1,706	340	87,230	70,808	16,422	7,761	7,040	36,810	2,252	Mécaniciens - voitures automobiles	48
1,956	1,826	1,555	1,399	225	38	11,809	8,416	3,393	1,279	1,802	6,999	2,518	Mécaniciens - ch. de fer, ateliers ferroviaires.	49
11,300	9,701	8,652	8,229	1,311	284	68,028	50,828	17,200	6,892	8,731	38,013	2,366	Mécaniciens, n.s.a. <sup>3</sup> .....	50
1,538	1,549	1,539	1,797	377	94	14,619	10,515	4,104	1,798	1,910	6,894	2,757	Constructeurs de moulins.....	51
1,856	1,786	1,513	1,593	229	54	12,598	9,641	2,957	1,053	1,652	7,031	2,384	Mouleurs.....	52
607	441	352	250	23	8	2,245	1,654	591	243	301	1,645	2,740	Modeleurs.....	53
736	669	594	515	59	19	4,265	3,352	913	342	515	2,592	2,394	Polisseurs et meuleurs - métaux.....	54
95	177	200	344	137	46	3,288	2,823	465	161	197	999	2,626	Préparés aux creusets.....	55
884	821	795	544	52	2	4,666	4,052	614	338	228	2,355	2,487	Réparateurs de radios.....	56
347	321	238	309	61	12	2,451	1,800	651	201	372	1,288	2,173	Riveurs et chauffeurs de rivets.....	57
304	319	323	337	51	5	2,542	1,897	645	278	319	1,339	2,836	Ouvriers de laminerie, n.s.a. <sup>3</sup> .....	58
2,805	2,509	2,096	1,755	229	30	14,738	11,325	3,413	1,372	1,756	8,365	2,446	Tôliers et ferblantiers.....	59
2,272	1,899	1,734	1,204	91	15	10,229	8,128	2,101	923	1,041	7,142	2,896	Ouilleurs, matriciers et monteurs....	60
3,972	4,596	4,250	3,876	515	82	30,959	25,489	5,470	2,393	2,647	16,466	2,530	Soudeurs et découpeurs à la flamme	61
343	305	255	230	29	6	1,868	1,429	439	167	243	1,165	2,530	Tréfileurs, étireurs et tisseurs de fil	62
2,728	2,534	2,149	2,131	356	70	17,520	13,295	4,225	1,638	2,224	9,902	2,395	Autres.....	63

1. Comprend le Yukon et les Territoires du Nord-Ouest.  
 2. Voir dans l'introduction les explications complètes concernant les types de famille.  
 3. N.s.a. = Non spécifiés ailleurs.

TABLE 141. Families with male heads by occupation of head, showing family size, composition and type, and median earnings of wage-earner family heads, for Canada<sup>1</sup>, 1951 - Continued

No.	Occupation	Total	Persons in families — Nombre de personnes dans les familles	Average number of persons per family — Moyenne de personnes par famille	Families by type <sup>2</sup> — Familles selon le type <sup>2</sup>			Families with children by age of children — Familles avec enfants selon l'âge des enfants			
					Maintaining own household — Maintenant leur propre ménage	Not maintaining own household — Ne maintenant pas leur propre ménage		Total	All under 14 — Tous enfants de moins de 14 ans	Under and over 14 — De moins et de plus de 14 ans	All over 14 — Tous enfants de plus de 14 ans
						Related — Parentes	Non-related — Non parentes				
<b>Manufacturing and Mechanical—Con.</b>											
1	<i>Non-Metallic Mineral Products</i> .....	7,519	28,825	3.8	6,550	537	432	5,531	3,745	981	805
2	Brick and tile makers .....	770	3,063	4.0	680	49	41	583	387	121	75
3	Kiln burners .....	926	3,801	4.1	858	39	29	722	432	169	121
4	Stone cutters and dressers .....	1,316	5,208	4.0	1,164	89	63	912	560	182	170
5	Other .....	4,507	16,753	3.7	3,848	360	299	3,314	2,366	509	439
6	<i>Chemicals</i> .....	8,716	33,856	3.9	7,891	474	351	6,661	4,610	1,176	875
7	Paint and varnish makers .....	794	2,868	3.6	666	65	63	567	385	102	80
8	Petroleum refiners .....	1,545	5,622	3.6	1,450	68	27	1,159	813	184	162
9	Sulphite cookers and digester men .....	533	2,349	4.4	505	20	8	428	259	107	62
10	Other .....	5,844	23,017	3.9	5,270	321	253	4,507	3,153	783	571
11	<i>Miscellaneous</i> .....	6,199	27,395	3.5	5,284	504	411	4,152	2,915	555	682
12	Dental mechanics .....	994	3,440	3.5	897	62	35	688	511	82	95
13	Labelers and stampers, n.e.s. <sup>3</sup> .....	906	3,208	3.5	769	74	63	628	449	98	81
14	Opticians; lens grinders and polishers .....	626	2,146	3.4	522	62	42	440	341	46	53
15	Photographic occupations, n.e.s. <sup>3</sup> .....	506	1,629	3.2	416	51	39	317	234	29	54
16	Other .....	3,167	10,972	3.5	2,680	255	232	2,079	1,380	300	399
<b>Electric Light and Power Production and Stationary Enginem.</b>											
17	<b>Electric Light and Power Production and Stationary Enginem.</b>	47,871	186,555	3.9	44,499	1,948	1,424	34,803	20,801	7,352	6,650
18	Boiler firemen .....	8,394	34,911	4.2	7,770	389	235	6,232	3,400	1,566	1,266
19	Hoistmen, cranimen, derrickmen .....	10,217	41,124	4.0	9,406	486	325	7,962	5,371	1,536	1,055
20	Motormen (vehicle), except railway .....	1,397	5,728	4.1	1,307	50	40	1,122	798	202	122
21	Oilers, machinery .....	3,097	12,787	4.1	2,783	196	118	2,361	1,419	532	410
22	Power station operators .....	3,061	11,527	3.8	2,920	91	50	2,216	1,411	433	372
23	Riggers, n.e.s. <sup>3</sup> .....	533	2,183	4.1	481	31	21	423	303	74	46
24	Stationary engineers .....	21,172	78,295	3.7	19,832	705	635	14,487	8,099	3,009	3,379
<b>Construction</b>											
25	<b>Construction</b> .....	216,190	850,087	3.9	194,599	11,362	10,229	156,019	96,967	32,598	26,454
26	Foremen .....	9,616	38,427	4.0	9,020	323	273	6,885	3,581	1,799	1,505
27	Inspectors .....	1,304	4,559	3.5	1,208	57	39	815	461	136	218
28	Brick and stone masons .....	10,638	40,378	3.8	9,029	793	816	7,421	4,845	1,373	1,203
29	Carpenters .....	97,078	395,821	4.1	89,176	4,253	3,649	70,455	41,354	16,259	12,842
30	Cement and concrete finishers .....	2,015	7,811	3.9	1,745	115	155	1,451	826	327	298
31	Construction machinery operators, n.e.s. <sup>3</sup> .....	5,845	23,732	4.1	5,312	324	209	4,607	3,299	880	428
32	Electricians and wiremen .....	24,453	91,332	3.7	21,976	1,467	1,010	17,947	12,852	2,797	2,293
33	Painters, decorators, and glaziers .....	32,467	123,337	3.8	28,344	1,994	2,129	22,750	14,037	4,632	4,081
34	Plasterers and lathers .....	6,131	22,560	3.7	5,187	447	497	4,280	2,905	751	624
35	Plumbers and pipe fitters .....	20,893	80,153	3.8	18,749	1,200	944	15,222	10,002	2,873	2,347
36	Structural iron workers .....	1,088	4,201	3.9	924	68	96	809	545	146	118
37	Other .....	4,662	17,776	3.8	3,929	321	412	3,377	2,260	625	492
<b>Transportation</b>											
38	<b>Transportation</b> .....	234,332	910,683	3.9	208,850	15,095	10,387	175,784	122,176	30,101	23,507
39	Foremen .....	6,493	24,436	3.8	6,220	170	103	4,528	2,175	1,100	1,253
40	Inspectors .....	5,749	21,173	3.7	5,352	278	139	4,175	2,633	714	828
41	Agents—ticket, station .....	4,903	16,090	3.3	4,681	127	95	3,017	1,765	456	796
42	Air pilots and navigators (civilians) .....	912	3,279	3.6	837	37	38	721	664	32	25
43	Baggagemen and expressmen .....	1,799	6,304	3.5	1,626	100	73	1,177	711	197	269
44	Brakemen—railway .....	8,462	32,995	3.9	7,754	426	282	6,649	5,130	895	624
45	Bus drivers .....	9,740	37,112	3.8	8,793	569	378	7,684	5,992	978	714
46	Captains, mates, pilots .....	3,400	13,244	3.9	3,129	181	90	2,464	1,433	522	509
47	Chauffeurs and taxi drivers .....	14,318	53,940	3.8	12,130	1,207	981	10,310	7,320	1,629	1,361
48	Conductors—steam railway .....	5,724	20,280	3.5	5,491	146	87	3,654	1,769	754	1,131
49	Dispatchers, train .....	725	2,497	3.4	694	14	17	480	263	87	130
50	Engineering officers—on ships .....	2,285	8,584	3.8	2,050	158	77	1,609	1,005	315	289
51	Firemen—on ships .....	410	1,649	4.0	347	42	21	302	203	59	40
52	Lockkeepers, canalmen, boatmen .....	1,526	6,124	4.0	1,438	55	33	1,083	528	291	264
53	Locomotive engineers .....	8,216	29,491	3.6	7,949	191	76	5,252	2,507	1,142	1,603
54	Locomotive firemen .....	5,144	19,314	3.8	4,586	324	234	3,994	3,287	419	288
55	Longshoremen and stevedores .....	7,108	30,909	4.3	6,389	422	297	5,489	3,330	1,339	820
56	Messengers .....	2,012	6,934	3.4	1,821	104	87	1,210	688	214	308
57	Operators—electric, street railway .....	5,562	20,449	3.7	4,925	359	278	3,959	2,643	583	733
58	Seamen, sailors, deckhands .....	2,048	8,116	4.0	1,672	249	127	1,550	1,074	293	183
59	Sectionmen and trackmen .....	19,312	79,330	4.1	18,352	622	338	14,624	7,671	4,028	2,925
60	Switchmen, signalmen, flagmen .....	3,352	12,356	3.7	3,078	154	120	2,375	1,511	434	430
61	Teamsters and draymen .....	8,620	34,311	4.0	7,721	542	357	6,756	4,752	1,179	825
62	Truck drivers .....	103,878	411,981	4.0	89,486	8,465	5,927	80,874	61,974	12,098	6,802
63	Other .....	2,634	9,785	3.7	2,349	153	132	1,848	1,148	343	357

1. Includes the Yukon and Northwest Territories.
2. See Introduction for full explanation of types of family.
3. N.e.s. = Not elsewhere specified.





**TABLE 141. Families with male heads by occupation of head, showing family size, composition and type, and median earnings of wage-earner family heads, for Canada<sup>1</sup>, 1951 - Concluded**

No.	Occupation	Total	Persons in families — Nombre de personnes dans les familles	Average number of persons per family — Moyenne de personnes par famille	Families by type <sup>2</sup>			Families with children by age of children			
					Familles selon le type <sup>2</sup>			Familles avec enfants selon l'âge des enfants			
					Maintaining own household — Maintenant leur propre ménage	Not maintaining own household — Ne maintenant pas leur propre ménage		Total	All under 14 — Tous enfants de moins de 14 ans	Under and over 14 — De moins et de plus de 14 ans	All over 14 — Tous enfants de plus de 14 ans
						Related — Parentes	Non-related — Non parentes				
1	Communication .....	27,877	98,485	3.5	25,298	1,550	1,029	19,536	13,872	2,733	2,931
2	Foremen .....	1,091	3,933	3.6	1,051	21	19	791	390	182	219
3	Inspectors .....	325	1,104	3.4	306	12	7	221	123	45	53
4	Linemen and servicemen .....	12,798	44,930	3.5	11,326	866	606	9,064	6,890	1,139	1,035
5	Postmen and mail carriers .....	7,224	26,815	3.7	6,690	358	176	5,696	3,313	834	949
6	Radio announcers, broadcasters .....	492	1,548	3.1	433	35	24	325	311	8	6
7	Radio operators .....	1,587	5,413	3.4	1,445	77	65	1,166	1,020	79	67
8	Telegraph operators .....	3,595	12,093	3.4	3,352	138	105	2,370	1,509	355	506
9	Telephone operators .....	706	2,474	3.5	643	40	23	470	291	89	90
10	Other .....	59	175	3.0	52	3	4	33	25	2	6
11	Commercial .....	127,074	443,990	3.5	114,472	7,722	4,880	87,502	63,540	11,258	12,704
12	Foremen .....	5,131	18,760	3.7	4,764	217	150	3,699	2,245	669	785
13	Advertising agents .....	1,167	3,832	3.3	1,073	54	40	765	571	89	105
14	Auctioneers .....	260	819	3.2	256	3	1	146	79	22	45
15	Brokers, agents, appraisers, n.e.s. <sup>3</sup> .....	2,678	9,017	3.4	2,483	116	79	1,772	1,196	228	348
16	Canvassers, demonstrators, solicitors .....	4,769	18,085	3.8	4,376	213	180	3,409	2,314	575	520
17	Collectors, bills and accounts .....	821	2,896	3.5	742	39	40	525	319	79	127
18	Commercial travellers .....	43,272	148,638	3.4	39,722	2,174	1,376	29,995	22,553	3,249	4,193
19	Hawkers and pedlars .....	1,861	7,073	3.8	1,642	123	96	1,250	665	314	257
20	Inspectors and graders, n.e.s. <sup>3</sup> .....	2,048	7,393	3.6	1,925	82	41	1,466	959	238	269
21	Newsboys .....	179	602	3.4	152	16	11	104	58	16	30
22	Packers and wrappers, n.e.s. <sup>3</sup> .....	5,314	19,074	3.6	4,546	355	413	3,533	2,383	545	605
23	Purchasing agents and buyers .....	11,144	39,689	3.6	10,693	308	143	8,155	5,527	1,290	1,338
24	Sales clerks .....	42,833	149,000	3.5	37,459	3,493	1,881	28,950	21,830	3,479	3,641
25	Service station attendants .....	3,778	12,936	3.4	3,074	376	328	2,544	2,007	303	234
26	Window decorators and dressers .....	1,062	3,550	3.3	925	92	45	688	471	90	127
27	Other .....	757	2,626	3.5	640	61	56	515	363	72	80
28	Financial .....	25,788	89,020	3.5	24,333	883	572	16,945	11,005	2,439	3,501
29	Insurance agents .....	15,195	54,459	3.6	14,284	563	348	10,526	7,189	1,482	1,855
30	Real estate agents and dealers .....	7,855	25,476	3.2	7,455	226	174	4,659	2,712	719	1,228
31	Stock and bond brokers .....	2,581	8,604	3.3	2,442	89	50	1,668	1,049	228	391
32	Other .....	157	481	3.1	152	5	—	92	55	10	27
33	Service <sup>4</sup> .....	158,312	563,855	3.6	141,782	7,570	8,960	104,697	66,437	17,507	20,753
34	Personal .....	82,944	289,824	3.5	73,344	4,034	5,566	50,861	27,928	10,287	12,646
35	Barbers, hairdressers, manicurists .....	10,866	39,061	3.6	10,168	366	332	6,986	3,564	1,619	1,803
36	Bootblacks .....	239	839	3.5	194	17	28	160	74	28	58
37	Charworkers and cleaners .....	3,677	12,803	3.5	3,050	208	419	2,218	1,120	458	640
38	Cooks .....	9,389	35,732	3.8	7,999	545	845	6,489	3,851	1,401	1,237
39	Elevator tenders .....	2,612	8,476	3.2	2,258	142	212	1,323	594	272	457
40	Guides .....	1,148	4,948	4.3	1,053	66	29	856	483	247	126
41	Hotel, café, and private household workers, n.e.s. <sup>3</sup> .....	2,686	8,611	3.2	1,872	205	609	1,371	700	257	414
42	Janitors and sextons .....	23,255	78,727	3.4	21,684	679	892	12,404	4,980	3,016	4,408
43	Laundress, cleaners, dyers .....	5,343	18,679	3.5	4,514	423	406	3,687	2,415	538	734
44	Lodging and boarding house keepers .....	826	2,429	2.9	812	9	5	366	151	90	125
45	Nurses, practical .....	4,264	15,001	3.5	3,798	165	301	2,836	1,839	462	535
46	Porters .....	2,983	10,360	3.5	2,513	190	280	1,919	1,307	286	326
47	Stewards .....	1,725	5,681	3.3	1,539	77	109	1,020	554	195	271
48	Undertakers .....	1,852	6,532	3.5	1,758	57	37	1,225	815	184	226
49	Waiters .....	10,535	36,514	3.5	8,722	825	988	6,980	4,912	1,016	1,052
50	Other .....	1,544	5,431	3.5	1,410	60	74	1,021	569	218	234
51	Protective .....	70,654	257,944	3.7	64,197	3,273	3,184	50,885	36,867	6,664	7,354
52	Firemen - fire department .....	7,766	28,607	3.7	7,105	451	210	5,852	4,092	789	971
53	Guards, watchmen, n.e.s. <sup>3</sup> .....	19,152	69,138	3.6	17,722	752	678	11,086	4,566	2,736	3,784
54	Officers - armed forces .....	7,049	25,461	3.6	6,618	197	234	5,743	5,195	325	223
55	Other ranks - armed forces .....	20,533	74,858	3.6	17,797	1,132	1,604	16,357	14,833	1,028	496
56	Policemen and detectives .....	16,103	59,717	3.7	14,910	738	455	11,812	8,160	1,782	1,870
57	Other .....	51	163	3.2	45	3	3	35	21	4	10
58	Other .....	4,714	16,087	3.4	4,241	263	210	2,957	1,642	556	753
59	Actors, showmen and sportsmen .....	762	2,465	3.2	597	95	70	470	341	57	72
60	Motion picture projectionists .....	1,476	5,106	3.5	1,363	67	46	1,007	612	184	211
61	Ushers .....	290	851	2.9	247	21	22	123	55	18	50
62	Other .....	2,186	7,665	3.5	2,034	80	72	1,351	634	297	420
63	Labourers (not agricultural, fishing, logging, or mining) .....	174,183	687,586	3.9	150,790	12,566	10,827	125,032	79,341	25,521	20,170
64	Not stated .....	22,902	84,863	3.7	19,479	1,979	1,444	15,014	9,729	2,683	2,602

1. Includes the Yukon and Northwest Territories.
2. See Introduction for full explanation of types of family.
3. N.e.s. = Not elsewhere specified.
4. Exclusive of "Professional" service.
5. Median earnings of head less than \$1,500.



**TABLE 142. Families with male heads by occupation group of head, showing family size, composition and type, and median earnings of wage-earner family heads, for Canada and the provinces, 1951**

No.	Occupation group — Groupe d'occupation	Total	Persons in families — Nombre de personnes dans les familles	Average number of persons per family — Moyenne de per- sonnes par famille	Families by type <sup>1</sup> — Familles selon le type <sup>1</sup>			Families with children by age of children — Familles avec enfants selon l'âge des enfants			
					Main- taining own household — Maintenant leur propre ménage	Not maintaining own household — Ne maintenant pas leur propre ménage		Total	All under 14 — Tous enfants de moins de 14 ans	Under and over 14 — De moins et de plus de 14 ans	All over 14 — Tous enfants de plus de 14 ans
						Related — Parentes	Non- related — Non parentes				
<b>All occupations<sup>2</sup> — Toutes occupations<sup>2</sup>:</b>											
1	Canada <sup>3</sup> .....	2,737,620	10,610,638	3.9	2,501,796	141,226	94,598	1,975,127	1,254,554	386,852	333,721
2	Newfoundland.....	58,770	272,416	4.6	51,846	5,918	1,006	48,132	29,285	12,855	5,992
3	Prince Edward Island.....	17,309	73,572	4.3	15,979	1,112	218	13,087	7,662	3,276	2,149
4	Nova Scotia.....	115,065	466,050	4.1	104,284	7,671	3,110	87,043	54,207	19,547	13,289
5	New Brunswick.....	91,065	395,363	4.3	84,159	5,823	1,083	70,590	43,936	16,813	9,841
6	Québec.....	725,058	3,188,152	4.4	666,536	40,468	18,054	552,250	345,107	119,679	87,464
7	Ontario.....	987,586	3,473,111	3.5	875,476	57,926	54,184	668,121	428,729	113,667	125,726
8	Manitoba.....	155,216	575,051	3.7	145,431	5,529	4,256	111,675	70,886	21,107	19,682
9	Saskatchewan.....	161,611	629,527	3.9	155,017	4,198	2,396	120,839	73,808	26,862	20,169
10	Alberta.....	187,992	714,758	3.8	178,262	5,600	4,130	140,230	89,946	28,065	22,219
11	British Columbia.....	233,961	806,969	3.4	220,910	6,929	6,122	160,046	108,733	24,332	26,981
<b>Proprietary and managerial: — Propriété et administration:</b>											
12	Canada <sup>3</sup> .....	324,213	1,191,820	3.7	311,143	8,707	4,363	229,208	137,104	42,438	49,666
13	Newfoundland.....	4,848	20,117	4.1	4,539	251	58	3,625	2,006	901	718
14	Prince Edward Island.....	1,491	5,841	3.9	1,424	44	23	1,065	634	218	213
15	Nova Scotia.....	11,619	42,573	3.7	11,056	414	149	8,073	4,725	1,565	1,783
16	New Brunswick.....	8,893	34,517	3.9	8,561	276	56	6,335	3,611	1,407	1,317
17	Québec.....	85,214	355,353	4.2	82,296	2,225	693	63,708	36,776	13,713	13,219
18	Ontario.....	125,768	431,069	3.4	119,364	4,052	2,352	85,325	50,821	14,413	20,091
19	Manitoba.....	17,763	61,921	3.5	17,215	366	182	12,511	7,601	2,128	2,782
20	Saskatchewan.....	16,216	57,952	3.6	15,786	232	198	11,708	7,373	2,125	2,210
21	Alberta.....	21,203	75,944	3.6	20,666	296	241	15,527	9,895	2,706	2,926
22	British Columbia.....	30,890	105,481	3.4	29,930	549	411	21,122	13,501	3,235	4,386
<b>Professional: — Professions:</b>											
23	Canada <sup>3</sup> .....	146,201	504,586	3.5	136,502	5,289	4,410	100,929	73,530	11,827	15,572
24	Newfoundland.....	1,631	6,183	3.8	1,446	120	65	1,221	911	176	134
25	Prince Edward Island.....	465	1,721	3.7	449	11	5	329	235	45	49
26	Nova Scotia.....	4,395	15,535	3.5	4,065	201	129	3,111	2,254	401	456
27	New Brunswick.....	3,059	10,745	3.5	2,885	124	50	2,146	1,560	310	276
28	Québec.....	37,094	137,850	3.7	35,286	1,262	546	26,463	18,757	3,567	4,139
29	Ontario.....	62,728	207,927	3.3	57,209	2,706	2,813	42,166	30,701	4,564	6,901
30	Manitoba.....	6,931	23,156	3.3	6,588	216	127	4,657	3,314	580	763
31	Saskatchewan.....	5,781	19,774	3.4	5,539	105	137	4,074	3,008	458	608
32	Alberta.....	9,258	32,269	3.5	8,862	195	201	6,705	5,168	727	810
33	British Columbia.....	14,684	48,829	3.3	14,003	348	333	9,937	7,522	986	1,429
<b>Clerical: — Bureaux:</b>											
34	Canada <sup>3</sup> .....	145,057	493,035	3.4	127,096	10,385	7,576	94,938	67,403	12,014	15,521
35	Newfoundland.....	2,016	8,305	4.1	1,694	236	86	1,561	1,078	296	187
36	Prince Edward Island.....	420	1,582	3.8	391	21	8	306	225	47	34
37	Nova Scotia.....	4,697	17,165	3.7	4,133	380	184	3,385	2,374	528	483
38	New Brunswick.....	3,900	13,989	3.6	3,576	256	68	2,779	2,041	388	350
39	Québec.....	40,061	148,839	3.7	36,115	2,817	1,129	27,796	19,399	3,957	4,440
40	Ontario.....	62,257	201,110	3.2	52,019	5,353	4,885	38,856	27,426	4,653	6,777
41	Manitoba.....	8,584	27,599	3.2	7,829	419	336	5,506	4,009	558	939
42	Saskatchewan.....	4,470	14,651	3.3	4,107	144	219	2,911	2,087	365	459
43	Alberta.....	7,063	23,330	3.3	6,569	276	218	4,738	3,521	526	691
44	British Columbia.....	11,532	36,282	3.1	10,606	483	443	7,064	5,213	693	1,158
<b>Agricultural: — Agriculture:</b>											
45	Canada <sup>3</sup> .....	486,887	2,155,002	4.4	463,832	19,600	3,455	368,805	197,211	102,936	68,658
46	Newfoundland.....	2,360	10,531	4.5	2,159	189	12	1,771	857	566	348
47	Prince Edward Island.....	7,537	32,271	4.3	6,981	533	23	5,532	2,887	1,552	1,093
48	Nova Scotia.....	13,756	56,214	4.1	12,992	692	72	9,589	4,696	2,739	2,154
49	New Brunswick.....	16,765	80,718	4.8	15,601	1,095	69	12,900	6,490	4,131	2,799
50	Québec.....	108,329	616,534	5.7	102,387	5,605	337	90,407	45,159	30,447	14,801
51	Ontario.....	124,628	477,599	3.8	117,950	5,313	1,365	85,167	45,724	20,793	18,650
52	Manitoba.....	42,696	181,039	4.2	40,983	1,294	419	33,263	18,664	8,793	5,806
53	Saskatchewan.....	85,479	352,458	4.1	82,656	2,358	465	65,704	37,310	16,890	11,504
54	Alberta.....	67,860	283,358	4.2	65,133	2,210	517	53,033	29,580	14,199	9,254
55	British Columbia.....	17,462	64,221	3.7	16,976	311	175	11,429	5,837	2,824	2,768

1. See Introduction for full explanation of types of family.

2. Includes male heads of families in the labour force with occupation "not stated".

3. Includes the Yukon and Northwest Territories.

4. Median earnings of head less than \$1,500.

**TABLEAU 142. Familles avec chefs masculins selon le groupe d'occupation des chefs, l'importance numérique, la composition et le type de la famille, et le gain médian des chefs de famille de salariés, Canada et provinces, 1951**

Familles by number of children at home — Familles selon le nombre d'enfants à la maison						Children at home by age and activity — Enfants à la maison selon l'âge et l'activité					Wage-earner families — Familles de salariés		No
						Total	Under 14 years — De moins de 14 ans	14-24 years — 14-24 ans			Total	Median earnings of head — Gain médian du chef	
								Total	At school — A l'école	In labour force — Figurant à la main-d'oeuvre			
0	1	2	3-5	6-8	9+						\$		
762,493	653,346	590,238	593,915	109,245	28,383	4,992,883	3,702,785	1,290,098	534,275	597,841	1,936,879	2,367	1
10,638	11,907	11,077	18,407	5,603	1,138	151,930	118,055	33,875	14,462	14,208	40,683	1,588	2
4,222	3,682	3,361	4,646	1,149	249	37,720	27,934	9,786	4,338	4,232	7,544	1,609	3
28,022	27,322	24,081	28,763	5,660	1,217	230,206	173,521	56,685	28,088	21,908	85,644	2,050	4
20,475	20,184	17,831	24,119	6,597	1,859	208,280	158,695	49,585	22,041	20,709	62,480	1,907	5
172,808	154,887	136,944	188,470	53,995	17,954	1,676,939	1,216,411	460,528	140,351	237,956	529,284	2,250	6
319,465	253,237	218,235	174,618	18,946	3,085	1,458,769	1,084,806	373,963	168,972	177,295	761,245	2,535	7
43,541	39,024	36,533	31,485	3,871	762	256,667	190,444	66,223	30,115	29,703	97,303	2,319	8
40,772	37,787	37,689	38,929	5,473	961	298,385	219,614	78,771	40,378	29,670	62,573	2,191	9
47,762	45,312	45,638	43,326	5,127	827	332,671	250,220	82,451	43,652	31,174	103,372	2,372	10
73,915	58,983	57,973	40,128	2,650	312	333,514	256,626	76,888	41,645	30,347	184,713	2,494	11
95,005	78,496	78,448	62,769	7,736	1,759	524,777	371,486	153,291	81,408	56,782	143,629	3,687	12
1,223	1,048	1,016	1,229	274	58	10,044	7,155	2,889	1,459	1,133	2,030	3,131	13
428	308	308	383	56	10	2,772	2,029	743	412	247	528	2,841	14
3,546	2,870	2,528	2,318	306	51	18,661	13,237	5,424	3,199	1,754	5,098	3,167	15
2,558	2,021	1,889	1,968	364	93	16,228	11,571	4,657	2,598	1,593	3,999	3,195	16
21,506	18,486	18,091	21,194	4,641	1,296	176,202	120,760	55,442	24,677	22,261	33,927	3,661	17
40,443	32,245	31,429	20,245	1,251	155	173,867	122,744	51,123	28,713	19,093	59,465	3,898	18
5,252	4,541	4,747	3,049	154	20	25,621	18,428	7,193	4,128	2,623	8,325	3,654	19
4,508	4,079	4,226	3,146	233	24	25,113	18,668	6,445	4,168	1,885	6,779	3,064	20
5,676	5,312	5,787	4,168	232	28	33,027	24,732	8,295	5,297	2,507	9,364	3,495	21
9,768	7,509	8,351	5,017	221	24	42,806	31,794	11,012	6,721	3,663	13,920	3,703	22
45,272	38,185	36,670	24,287	1,535	252	207,291	163,437	43,854	28,296	11,931	119,227	3,346	23
410	434	361	375	44	7	2,857	2,314	543	335	171	1,469	2,615	24
138	110	95	111	12	1	775	606	169	135	26	337	2,545	25
1,284	1,099	1,131	819	56	6	6,616	5,295	1,321	919	304	3,510	2,866	26
913	804	719	583	36	4	4,549	3,644	905	647	182	2,456	2,949	27
10,631	9,200	8,493	7,663	928	179	61,398	46,462	14,936	8,420	4,668	29,428	3,433	28
20,562	16,976	15,977	8,899	289	25	80,836	64,018	16,818	11,354	4,349	52,261	3,478	29
2,274	1,782	1,802	1,045	22	6	9,066	7,137	1,929	1,274	564	5,617	3,101	30
1,707	1,524	1,550	955	40	5	8,148	6,618	1,530	1,205	276	4,736	2,654	31
2,553	2,461	2,529	1,633	71	11	13,605	11,348	2,257	1,617	523	7,645	3,188	32
4,747	3,750	3,974	2,170	35	8	19,188	15,765	3,423	2,370	867	11,608	3,277	33
50,119	39,149	31,108	22,002	2,276	403	197,121	151,561	45,560	19,595	22,381	144,920	2,379	34
455	502	424	502	109	24	4,173	3,277	896	452	365	2,016	2,251	35
114	104	101	86	13	2	726	586	140	81	50	420	2,041	36
1,312	1,296	1,019	952	100	18	7,574	5,913	1,661	907	611	4,695	2,194	37
1,121	1,136	850	687	85	21	6,055	4,816	1,239	627	487	3,899	2,242	38
12,265	10,076	8,167	8,032	1,252	269	66,131	49,354	16,777	6,021	8,840	40,031	2,324	39
23,401	17,254	13,095	7,900	549	58	74,687	57,567	17,120	7,491	8,691	62,224	2,474	40
3,078	2,464	2,007	979	52	4	10,135	7,984	2,151	1,065	990	8,571	2,324	41
1,559	1,197	1,064	621	29	—	5,609	4,395	1,214	665	491	4,464	2,252	42
2,325	2,010	1,712	961	51	4	9,064	7,287	1,777	952	728	7,053	2,312	43
4,468	3,093	2,661	1,272	35	3	12,896	10,322	2,574	1,327	1,124	11,490	2,367	44
118,082	95,463	93,604	132,351	35,295	12,092	1,134,575	794,795	339,780	122,042	159,619	44,651	4	45
589	466	416	635	202	52	5,529	3,889	1,640	662	723	442	4	46
2,005	1,523	1,354	2,011	521	123	16,419	11,548	4,871	2,018	2,211	541	4	47
4,167	2,931	2,358	3,326	794	180	27,049	18,516	8,533	3,927	3,618	2,112	4	48
3,865	3,051	2,666	4,725	1,824	634	45,189	32,213	12,976	4,827	6,024	1,836	4	49
17,922	15,211	15,105	34,268	17,590	8,233	383,473	265,124	118,349	25,517	62,406	7,872	4	50
39,461	26,979	24,362	28,263	4,604	959	218,318	152,422	65,896	26,065	32,665	16,120	4	51
9,433	9,034	9,355	12,191	2,179	504	91,811	65,324	26,487	10,466	12,109	2,858	4	52
19,775	18,411	19,204	23,463	3,882	744	174,955	124,947	50,008	23,241	20,049	3,811	4	53
14,827	14,204	15,378	19,674	3,186	591	143,560	101,979	41,581	20,289	16,312	5,512	4	54
6,033	3,650	3,403	3,792	512	72	28,245	18,812	9,433	5,026	3,502	3,539	1,512	55

1. Voir dans l'introduction les explications complètes concernant les types de famille.
2. Comprend les chefs de famille du sexe masculin faisant partie de la main-d'oeuvre et dont l'occupation n'est pas déclarée.
3. Comprend le Yukon et les Territoires du Nord-Ouest.
4. Gain médian du chef, de moins de \$1,500.

**TABLE 142. Families with male heads by occupation group of head, showing family size, composition and type, and median earnings of wage-earner family heads, for Canada and the provinces; 1951 - Continued**

No.	Occupation group — Groupe d'occupation	Total	Persons in families — Nombre de personnes dans les familles	Average number of persons per family — Moyenne de per- sonnes par famille	Families by type <sup>1</sup> — Familles selon le type <sup>1</sup>			Families with children by age of children — Familles avec enfants selon l'âge des enfants			
					Main- taining own household — Maintenant leur propre ménage	Not maintaining own household — Ne maintenant pas leur propre ménage		Total	All under 14 — Tous enfants de moins de 14 ans	Under and over 14 — De moins et de plus de 14 ans	All over 14 — Tous enfants de plus de 14 ans
						Related — Parentes	Non- related — Non parentes				
<b>Fishing, trapping, and logging: — Pêche, trappage et abatage:</b>											
1	Canada <sup>2</sup> .....	78,258	362,730	4.6	70,895	6,335	1,028	63,516	39,790	16,468	7,258
2	Newfoundland.....	17,236	81,485	4.7	15,097	2,021	118	14,215	8,520	3,963	1,732
3	Prince Edward Island.....	1,306	6,313	4.8	1,195	101	10	1,090	631	301	158
4	Nova Scotia.....	8,511	37,499	4.4	7,592	799	120	6,755	3,975	1,812	968
5	New Brunswick.....	10,717	53,396	5.0	9,615	983	119	8,975	5,750	2,413	812
6	Québec.....	17,833	92,160	5.2	16,099	1,562	172	15,079	9,429	4,063	1,587
7	Ontario.....	5,594	23,114	4.1	5,181	252	161	4,122	2,540	1,031	551
8	Manitoba.....	1,409	6,766	4.8	1,311	80	18	1,202	735	349	118
9	Saskatchewan.....	1,134	5,504	4.9	1,086	43	5	963	580	312	71
10	Alberta.....	1,023	4,936	4.8	959	43	21	860	528	259	73
11	British Columbia.....	11,760	43,740	3.7	11,062	418	280	8,743	6,210	1,477	1,056
<b>Mining and quarrying: — Mines et carrières:</b>											
12	Canada <sup>2</sup> .....	42,649	181,179	4.2	40,112	1,662	875	34,549	23,381	7,244	3,924
13	Newfoundland.....	1,725	9,298	5.4	1,547	157	21	1,547	972	457	118
14	Prince Edward Island.....	10	51	5.1	8	2	—	9	4	5	—
15	Nova Scotia.....	9,099	43,112	4.7	8,477	554	68	7,732	4,323	2,391	1,018
16	New Brunswick.....	651	3,178	4.9	616	30	5	561	354	159	48
17	Québec.....	7,658	34,836	4.5	7,231	270	157	6,381	4,758	1,876	547
18	Ontario.....	13,160	52,474	4.0	12,319	410	431	10,497	7,578	1,015	1,104
19	Manitoba.....	1,356	5,184	3.8	1,310	23	23	1,078	820	166	92
20	Saskatchewan.....	437	1,779	4.1	409	10	18	357	266	59	32
21	Alberta.....	4,437	16,297	3.7	4,232	113	92	3,325	2,224	604	497
22	British Columbia.....	3,964	14,474	3.7	3,815	92	57	2,970	2,007	502	461
<b>Manufacturing and mechanical<sup>4</sup>: — Fabrication et mécanique<sup>4</sup>:</b>											
23	Canada <sup>2</sup> .....	527,697	1,993,717	3.8	472,613	30,521	24,563	382,653	253,068	69,085	60,500
24	Newfoundland.....	6,664	31,930	4.8	5,923	615	126	5,613	3,401	1,595	617
25	Prince Edward Island.....	1,168	4,867	4.2	1,054	82	32	899	546	223	130
26	Nova Scotia.....	16,660	68,056	4.1	14,993	1,142	525	12,897	8,065	2,930	1,902
27	New Brunswick.....	12,088	51,142	4.2	11,183	756	149	9,537	5,992	2,253	1,292
28	Québec.....	153,788	650,290	4.2	140,252	8,970	4,566	117,996	78,783	22,911	16,302
29	Ontario.....	242,624	850,915	3.5	210,409	15,868	16,347	167,304	109,277	28,241	29,786
30	Manitoba.....	21,713	76,041	3.5	20,023	884	806	15,460	10,300	2,460	2,700
31	Saskatchewan.....	10,429	39,249	3.8	9,899	254	276	7,934	5,380	1,464	1,090
32	Alberta.....	18,446	67,298	3.6	17,307	564	575	13,734	9,673	2,186	1,875
33	British Columbia.....	43,852	153,054	3.5	41,312	1,383	1,157	31,096	21,491	4,807	4,798
<b>Foremen: — Contremaitres:</b>											
34	Canada <sup>2</sup> .....	41,661	161,096	3.9	39,284	1,449	928	30,904	17,584	6,926	6,394
35	Newfoundland.....	336	1,716	5.1	321	11	4	287	121	115	51
36	Prince Edward Island.....	62	259	4.2	57	3	2	43	20	17	6
37	Nova Scotia.....	1,104	4,410	4.0	1,052	34	18	805	376	238	191
38	New Brunswick.....	873	3,683	4.2	832	36	5	682	345	193	144
39	Québec.....	12,941	57,024	4.4	12,312	447	182	10,142	5,720	2,582	1,840
40	Ontario.....	21,227	75,638	3.6	19,760	829	638	15,145	8,670	3,072	3,403
41	Manitoba.....	1,146	4,016	3.5	1,089	32	25	838	513	146	179
42	Saskatchewan.....	387	1,401	3.6	376	3	8	292	182	54	56
43	Alberta.....	991	3,629	3.7	961	16	14	756	472	144	140
44	British Columbia.....	2,589	9,302	3.6	2,519	38	32	1,910	1,162	364	384
<b>Foods, beverages and tobacco:—Aliments, boissons et tabac:</b>											
45	Canada <sup>2</sup> .....	33,535	127,428	3.8	29,616	2,191	1,728	24,475	16,274	4,344	3,857
46	Newfoundland.....	1,119	4,940	4.4	976	127	16	897	550	225	122
47	Prince Edward Island.....	211	871	4.1	188	18	5	162	90	44	28
48	Nova Scotia.....	1,779	7,005	3.9	1,528	174	77	1,358	916	278	164
49	New Brunswick.....	1,222	5,140	4.2	1,098	100	24	952	644	203	105
50	Québec.....	10,217	42,715	4.2	9,088	718	411	7,775	5,339	1,392	1,044
51	Ontario.....	11,298	39,342	3.5	9,624	768	906	7,742	4,986	1,300	1,456
52	Manitoba.....	1,962	7,033	3.6	1,804	80	78	1,449	942	239	268
53	Saskatchewan.....	1,075	3,984	3.7	1,007	26	42	821	564	126	131
54	Alberta.....	1,817	6,726	3.7	1,690	55	72	1,377	931	244	202
55	British Columbia.....	2,830	9,658	3.4	2,608	125	97	1,940	1,310	293	337

1. See Introduction for full explanation of types of family.
2. Includes the Yukon and Northwest Territories.
3. Median earnings of head less than \$1,500.
4. Includes "Electric light and power production and stationary enginemen".

**TABLEAU 142. Familles avec chefs masculins selon le groupe d'occupation des chefs, l'importance numérique, la composition et le type de la famille, et le gain médian des chefs de famille de salariés, Canada et provinces, 1951 - suite**

Familles by number of children at home Familles selon le nombre d'enfants à la maison						Children at home by age and activity Enfants à la maison selon l'âge et l'activité					Wage-earner families Familles de salariés		No
						Total	Under 14 years De moins de 14 ans	14-24 years 14-24 ans			Total	Median earnings of head Gain médian du chef	
0	1	2	3-5	6-8	9+			Total	At school - À l'école	In labour force - Figurant à la main-d'oeuvre			
14,742	15,825	14,810	23,455	7,500	1,926	203,319	158,543	44,776	14,812	21,026	41,435	3	1
3,021	3,331	3,101	5,659	1,804	320	46,097	36,194	9,903	3,599	4,443	5,584	3	2
216	291	209	389	157	44	3,635	2,787	848	321	425	484	3	3
1,756	1,862	1,671	2,452	633	137	20,006	15,046	4,960	1,928	2,309	2,771	3	4
1,742	2,014	1,857	3,353	1,346	405	31,616	25,398	6,218	2,315	2,788	6,190	3	5
2,754	3,141	2,973	5,794	2,341	830	55,522	42,506	13,016	2,900	6,735	13,421	3	6
1,472	1,205	1,054	1,419	373	71	11,790	9,071	2,719	1,011	1,282	3,959	1,744	7
207	280	263	454	177	28	3,970	3,117	853	299	396	421	3	8
171	210	207	389	135	22	3,249	2,579	670	183	273	175	3	9
163	198	165	354	129	14	2,902	2,298	604	155	252	435	3	10
3,017	2,897	2,976	2,557	271	42	20,102	16,099	4,003	2,052	1,592	7,981	2,382	11
8,100	9,907	9,563	12,081	2,452	546	95,036	75,417	19,619	9,488	7,521	41,790	2,523	12
178	263	295	646	277	66	5,828	4,783	1,045	484	346	1,724	1,922	13
1	-	3	6	-	-	29	21	8	4	4	6	-	14
1,367	1,862	1,785	3,042	814	229	24,534	18,111	6,423	3,133	2,230	9,051	2,339	15
90	135	117	224	69	16	1,859	1,473	386	167	160	619	1,667	16
1,277	1,706	1,531	2,381	616	147	19,310	15,837	3,473	1,189	1,666	7,537	2,395	17
2,663	3,218	3,229	3,505	475	70	26,060	21,421	4,639	2,408	1,835	12,833	2,750	18
278	354	362	326	31	5	2,472	2,069	403	245	122	1,319	3,295	19
80	120	105	109	19	4	904	753	151	84	53	400	2,890	20
1,112	1,167	1,120	951	82	5	7,354	5,693	1,661	954	580	4,312	2,708	21
994	1,051	984	863	68	4	6,489	5,084	1,405	810	515	3,855	2,591	22
145,044	133,474	117,380	110,592	17,480	3,727	918,185	693,292	224,893	90,468	113,059	498,242	2,450	23
1,051	1,298	1,276	2,162	714	163	18,370	14,210	4,160	1,873	1,731	6,400	2,128	24
269	286	218	314	66	15	2,483	1,870	613	262	262	904	1,675	25
3,763	4,006	3,562	4,356	794	179	34,027	25,578	8,449	4,183	3,362	15,596	2,084	26
2,551	2,867	2,540	3,221	727	162	26,419	19,905	6,514	3,091	2,604	11,169	2,130	27
35,792	35,250	30,720	39,959	9,612	2,449	333,542	250,359	83,183	25,639	45,680	144,686	2,334	28
75,320	64,865	54,808	42,821	4,219	591	358,128	268,511	89,617	38,358	45,942	233,677	2,580	29
6,253	6,090	5,336	3,706	295	33	31,812	24,037	7,775	3,677	3,691	19,797	2,340	30
2,495	2,683	2,655	2,304	255	37	18,235	14,224	4,011	2,386	1,377	8,334	2,217	31
4,712	4,822	4,711	3,822	340	39	30,156	23,894	6,262	3,490	2,393	16,233	2,395	32
12,756	11,226	11,490	7,892	449	39	64,663	50,387	14,276	7,491	6,006	41,191	2,557	33
10,757	10,065	9,895	9,111	1,477	356	75,774	52,522	23,252	9,829	11,363	41,661	3,002	34
49	56	61	112	46	12	1,030	687	343	159	154	336	2,604	35
19	13	6	20	3	1	1,129	88	41	22	18	62	2,158	36
299	234	246	252	61	12	2,155	1,389	766	387	309	1,104	2,588	37
191	211	188	220	47	16	1,875	1,285	590	281	231	873	2,460	38
2,799	2,744	2,701	3,473	951	273	30,154	20,731	9,423	3,241	4,932	12,941	2,854	39
6,082	5,536	5,230	4,020	323	36	32,432	22,535	9,897	4,502	4,858	21,227	3,160	40
308	315	310	204	8	1	1,680	1,201	479	258	258	1,146	2,859	41
95	113	96	78	4	1	624	460	164	89	67	387	2,785	42
235	239	294	209	12	2	1,625	1,193	432	247	157	991	2,912	43
679	603	761	522	22	2	4,062	2,946	1,116	642	431	2,589	3,231	44
9,060	8,562	7,319	7,214	1,156	224	59,010	44,642	14,368	5,541	7,366	31,858	2,136	45
222	240	211	342	88	16	2,676	2,066	610	212	299	1,113	3	46
49	58	39	46	16	3	443	319	124	48	63	200	3	47
421	482	372	427	63	14	3,368	2,584	784	318	357	1,740	3	48
270	311	232	313	77	19	2,647	2,048	599	250	284	1,180	1,593	49
2,442	2,290	2,016	2,741	596	132	21,692	16,490	5,202	1,585	2,863	9,321	2,076	50
3,556	3,104	2,506	1,914	196	22	16,325	12,099	4,226	1,754	2,224	10,799	2,272	51
513	550	505	355	34	5	3,032	2,248	784	356	374	1,909	2,216	52
254	302	271	220	23	5	1,824	1,424	400	225	158	1,061	2,138	53
440	476	465	393	37	6	3,058	2,366	692	325	279	1,778	2,261	54
890	748	702	462	26	2	3,941	2,994	947	431	465	2,752	2,321	55

1. Voir dans l'Introduction les explications complètes concernant les types de famille.
2. Comprend le Yukon et les Territoires du Nord-Ouest.
3. Gain médian du chef, de moins de \$1,500.
4. Comprend "éclairage et énergie électriques et mécaniciens de machines fixes".

**TABLE 142. Families with male heads by occupation group of head, showing family size, composition and type, and median earnings of wage-earner family heads, for Canada and the provinces, 1951 - Continued**

No.	Occupation group Groupe d'occupation	Total	Persons in families — Nombre de personnes dans les familles	Average number of persons per family — Moyenne de personnes par famille	Families by type <sup>1</sup>			Families with children by age of children — Familles avec enfants selon l'âge des enfants			
					Families selon le type <sup>1</sup>		Total	All under 14 — Tous enfants de moins de 14 ans	Under and over 14 — De moins et de plus de 14 ans	All over 14 — Tous enfants de plus de 14 ans	
					Maintaining own household — Maintenant leur propre ménage	Not maintaining own household — Ne maintenant pas leur propre ménage					
						Related — Parentes					Non-related — Non parentes
<b>Manufacturing and mechanical<sup>2</sup>: - Con. - Fabrication et mécanique<sup>2</sup>: - fin</b>											
<b>Textiles and wearing apparel<sup>3</sup>: - Textiles et vêtements<sup>3</sup>:</b>											
1	Canada <sup>4</sup> .....	32,924	120,667	3.7	28,930	2,192	1,802	22,997	15,420	3,780	3,797
2	Newfoundland .....	73	338	4.6	61	5	7	53	17	21	15
3	Prince Edward Island .....	20	62	3.1	20	—	—	6	1	3	2
4	Nova Scotia .....	462	1,727	3.7	418	23	21	320	208	64	48
5	New Brunswick .....	510	1,850	3.6	460	44	6	371	237	67	67
6	Québec .....	18,045	70,861	3.9	16,288	1,102	655	13,336	9,470	2,145	1,721
7	Ontario .....	12,044	40,189	3.3	10,095	932	1,017	7,827	4,785	1,331	1,711
8	Manitoba .....	965	3,058	3.2	849	66	50	607	411	90	106
9	Saskatchewan .....	114	379	3.3	109	1	4	71	43	6	22
10	Alberta .....	204	677	3.3	192	3	9	116	77	18	21
11	British Columbia .....	487	1,526	3.1	438	16	33	290	171	35	84
<b>Wood and paper products: - Produits du bois et du papier:</b>											
12	Canada <sup>4</sup> .....	48,497	193,548	4.0	44,084	2,698	1,715	36,054	23,607	7,163	5,284
13	Newfoundland .....	1,234	6,097	4.9	1,109	108	17	1,056	614	328	114
14	Prince Edward Island .....	57	220	3.9	54	3	—	41	23	8	10
15	Nova Scotia .....	1,417	5,780	4.1	1,272	120	25	1,086	640	269	177
16	New Brunswick .....	1,750	7,944	4.5	1,620	112	18	1,448	888	388	172
17	Québec .....	16,233	74,006	4.6	14,989	895	349	12,986	8,440	2,853	1,693
18	Ontario .....	16,319	58,029	3.6	14,291	1,049	979	11,006	6,943	1,999	2,064
19	Manitoba .....	1,218	4,238	3.5	1,106	54	58	849	590	136	123
20	Saskatchewan .....	346	1,362	3.9	327	15	4	261	183	47	31
21	Alberta .....	1,008	3,838	3.8	941	35	32	756	515	133	108
22	British Columbia .....	8,909	32,014	3.6	8,370	307	232	6,560	4,766	1,002	792
<b>Printing, publishing, bookbinding: - Impression, édition, reliure:</b>											
23	Canada <sup>4</sup> .....	15,978	54,418	3.4	13,901	1,168	909	10,557	7,151	1,505	1,901
24	Newfoundland .....	113	494	4.4	94	15	4	94	55	26	13
25	Prince Edward Island .....	36	150	4.2	33	2	1	23	14	8	1
26	Nova Scotia .....	267	990	3.7	224	30	13	201	127	46	28
27	New Brunswick .....	186	655	3.5	162	17	7	136	101	17	18
28	Québec .....	4,363	16,613	3.8	3,982	278	103	3,180	2,120	530	530
29	Ontario .....	8,039	25,895	3.2	6,652	696	691	5,008	3,371	660	977
30	Manitoba .....	895	2,870	3.2	813	51	31	587	418	59	110
31	Saskatchewan .....	345	1,118	3.2	317	17	11	216	153	24	39
32	Alberta .....	476	1,598	3.4	453	12	11	321	229	44	48
33	British Columbia .....	1,257	4,033	3.2	1,170	50	37	791	563	91	137
<b>Metal products: - Produits des métaux:</b>											
34	Canada <sup>4</sup> .....	263,870	989,374	3.7	234,252	15,982	13,636	192,107	131,941	32,628	27,538
35	Newfoundland .....	2,367	11,324	4.8	2,090	221	56	2,013	1,330	510	173
36	Prince Edward Island .....	553	2,290	4.1	494	41	18	441	290	93	58
37	Nova Scotia .....	8,084	33,280	4.1	7,231	569	284	6,338	4,074	1,390	874
38	New Brunswick .....	5,433	22,866	4.2	5,037	329	67	4,303	2,822	949	532
39	Québec .....	65,267	275,060	4.2	59,193	3,996	2,078	50,224	34,788	9,162	6,274
40	Ontario .....	133,801	470,850	3.5	114,987	9,177	9,637	93,225	63,609	14,867	14,749
41	Manitoba .....	12,204	43,246	3.5	11,265	494	445	8,826	6,017	1,401	1,408
42	Saskatchewan .....	6,206	23,808	3.8	5,891	160	155	4,825	3,365	925	535
43	Alberta .....	10,435	38,288	3.7	9,736	350	349	7,894	5,801	1,186	907
44	British Columbia .....	19,364	67,838	3.5	18,177	642	545	13,908	9,746	2,137	2,025
<b>Other manufacturing: - Autres manufactures:</b>											
45	Canada <sup>4</sup> .....	43,361	160,631	3.7	38,047	2,893	2,421	30,756	20,290	5,387	5,079
46	Newfoundland .....	235	1,066	4.5	208	24	3	189	127	43	19
47	Prince Edward Island .....	86	211	3.8	52	3	1	41	26	8	7
48	Nova Scotia .....	774	3,074	4.0	716	36	22	599	409	118	72
49	New Brunswick .....	653	2,724	4.2	608	37	8	494	303	124	67
50	Québec .....	14,717	60,482	4.1	13,204	996	517	10,958	7,363	2,049	1,546
51	Ontario .....	20,881	72,164	3.5	17,642	1,582	1,657	14,266	9,222	2,394	2,650
52	Manitoba .....	1,492	4,998	3.3	1,340	73	79	1,005	652	153	200
53	Saskatchewan .....	785	2,895	3.7	742	17	26	583	385	105	93
54	Alberta .....	1,369	4,882	3.6	1,268	54	47	999	698	154	147
55	British Columbia .....	2,397	8,129	3.4	2,265	71	61	1,621	1,104	239	278

1. See Introduction for full explanation of types of family.
2. Includes "Electric light and power production and stationary enginemen".
3. Does not include rubber, leather, or fur wearing apparel.
4. Includes the Yukon and Northwest Territories.
5. Median earnings of head less than \$1,500.



TABLEAU 142. Familles avec chefs masculins selon le groupe d'occupation des chefs, l'importance numérique, la composition et le type de la famille, et le gain médian des chefs de famille de salariés, Canada et provinces, 1951 - suite

Familles by number of children at home Familles selon le nombre d'enfants à la maison						Children at home by age and activity Enfants à la maison selon l'âge et l'activité					Wage-earner families Familles de salariés		No
						Total	Under 14 years De moins de 14 ans	14-24 years 14-24 ans			Total	Median earnings of head Gain médian du chef	
								Total	At school A l'école	In labour force Figurant à la main-d'oeuvre			
0	1	2	3-5	6-8	9+						\$		
9,927	8,832	6,917	6,052	978	218	53,134	40,312	12,822	4,688	6,971	31,451	2,213	1
20	19	8	12	11	3	183	115	68	30	33	53	1,625	2
14	1	2	3	—	—	17	10	7	4	3	10	—	3
142	102	98	105	15	—	785	606	179	90	75	415	1,753	4
139	156	102	102	9	2	804	592	212	102	99	479	2,148	5
4,709	4,655	3,705	3,985	799	192	33,856	26,496	7,360	2,311	4,223	17,543	2,171	6
4,217	3,419	2,605	1,647	135	21	15,481	11,032	4,449	1,884	2,294	11,522	2,303	7
358	282	230	89	6	—	1,083	822	261	136	112	863	2,088	8
43	30	23	18	—	—	142	103	39	16	20	79	2,103	9
88	36	41	37	2	—	258	189	69	35	28	132	2,146	10
197	132	103	54	1	—	525	347	178	80	84	355	2,283	11
12,443	11,747	10,225	11,137	2,377	568	94,419	71,228	23,191	8,845	11,447	46,183	2,237	12
178	230	224	421	151	30	3,581	2,738	843	400	339	1,184	2,510	13
16	14	8	16	3	—	105	81	24	9	11	45	5	14
331	360	274	368	71	13	2,875	2,127	748	342	329	1,295	5	15
302	396	353	513	150	36	4,363	3,276	1,087	536	391	1,685	1,960	16
3,247	3,544	3,056	4,563	1,418	405	40,442	30,054	10,388	3,103	5,416	15,597	2,157	17
5,313	4,205	3,376	2,976	389	60	24,707	18,256	6,451	2,655	3,382	15,568	2,286	18
369	338	293	203	9	6	1,738	1,346	392	161	203	1,105	2,210	19
85	81	77	86	16	1	666	530	136	85	38	263	1,935	20
252	243	246	228	34	5	1,818	1,422	396	190	163	861	2,058	21
2,349	2,333	2,317	1,762	136	12	14,116	11,390	2,726	1,364	1,175	8,577	2,383	22
5,421	4,402	3,461	2,411	241	42	21,746	16,161	5,585	2,295	2,839	15,020	2,951	23
19	30	25	29	9	1	257	182	75	31	40	107	2,326	24
13	4	7	9	3	—	73	55	18	8	6	33	1,800	25
66	77	65	52	6	1	442	314	128	66	57	252	2,303	26
50	62	39	33	1	1	271	217	54	30	19	178	2,287	27
1,183	1,167	914	923	147	29	7,608	5,483	2,125	667	1,179	4,015	2,859	28
3,031	2,239	1,711	991	58	9	9,498	7,089	2,409	1,084	1,205	7,694	3,095	29
308	288	189	103	7	—	1,049	813	236	124	101	863	2,699	30
129	90	82	40	3	1	423	338	85	52	30	294	2,747	31
155	127	112	80	2	—	639	499	140	73	63	427	2,929	32
466	318	317	151	5	—	1,486	1,171	315	160	139	1,156	3,116	33
71,763	67,199	60,075	55,121	8,092	1,620	453,769	350,981	102,788	42,473	51,115	245,956	2,486	34
354	472	478	756	247	60	6,504	5,224	1,280	622	490	2,232	2,375	35
112	138	118	154	27	4	1,172	914	258	107	109	356	1,742	36
1,746	1,953	1,747	2,145	398	95	16,808	12,861	3,947	2,054	1,484	7,426	2,212	37
1,130	1,282	1,169	1,457	312	83	11,803	9,082	2,721	1,304	1,071	4,817	2,213	38
15,043	14,831	13,256	17,146	4,014	977	141,257	108,568	32,689	10,139	17,949	60,197	2,377	39
40,576	35,783	30,703	24,068	2,344	327	200,032	154,148	45,884	19,636	23,476	128,537	2,580	40
3,378	3,396	3,028	2,195	193	14	18,472	14,197	4,275	2,001	2,053	10,930	2,345	41
1,381	1,561	1,619	1,444	176	25	11,323	9,017	2,311	1,420	751	4,597	2,142	42
2,541	2,791	2,704	2,196	194	19	17,322	14,109	3,213	1,847	1,189	8,857	2,374	43
5,456	4,955	5,217	3,534	186	16	28,354	22,654	6,190	3,334	2,536	17,858	2,608	44
12,605	11,318	9,290	8,599	1,286	263	72,042	53,985	18,056	6,775	9,599	38,242	2,337	45
46	42	58	56	18	5	590	478	112	45	52	188	2,029	46
15	17	8	15	1	—	97	75	22	11	10	25	1,571	47
175	185	184	199	24	7	1,494	1,164	330	161	136	591	2,020	48
159	144	132	176	34	8	1,373	1,018	355	174	142	496	1,980	49
3,759	3,483	2,826	3,628	829	192	30,072	22,589	7,483	2,111	4,323	13,067	2,173	50
6,615	5,858	4,566	3,476	321	45	29,741	22,045	7,696	3,179	4,088	19,315	2,481	51
487	423	357	216	8	1	1,947	1,434	513	249	242	1,150	2,127	52
202	189	215	164	14	1	1,303	991	312	180	108	482	2,271	53
370	362	352	263	20	2	2,127	1,662	465	259	179	1,041	2,419	54
775	615	591	396	17	2	3,296	2,528	768	405	320	1,885	2,436	55

1. Voir dans l'Introduction les explications complètes concernant les types de famille.
2. Comprend "éclairage et énergie électriques et mécaniciens de machines fixes".
3. Ne comprend pas les vêtements en caoutchouc, en cuir ou en fourrure.
4. Comprend le Yukon et les Territoires du Nord-Ouest.
5. Gain médian du chef, de moins de \$1,500.

**TABLE 142. Families with male heads by occupation group of head, showing family size, composition and type, and median earnings of wage-earner family heads, for Canada and the provinces, 1951 - Concluded**

No.	Occupation group Groupe d'occupation	Total	Persons in families — Nombre de personnes dans les familles	Average number of persons per family — Moyenne de per- sonnes par famille	Families by type <sup>1</sup> — Familles selon le type <sup>1</sup>			Families with children by age of children — Familles avec enfants selon l'âge des enfants			
					Main- taining own household — Maintenant leur propre ménage	Not maintaining own household — Ne maintenant pas leur propre ménage		Total	All under 14 — Tous enfants de moins de 14 ans	Under and over 14 — De moins et de plus de 14 ans	All over 14 — Tous enfants de plus de 14 ans
						Related — Parentes	Non- related — Non parentes				
<b>Construction:</b>											
1	Canada <sup>2</sup> .....	216,190	850,087	3.9	194,599	11,362	10,229	156,019	96,967	32,593	26,454
2	Newfoundland .....	5,428	25,733	4.7	4,897	443	88	4,518	2,525	1,356	637
3	Prince Edward Island .....	1,185	5,305	4.5	1,098	59	28	924	520	273	131
4	Nova Scotia .....	10,551	43,439	4.1	9,553	677	291	7,988	4,755	1,981	1,252
5	New Brunswick .....	6,974	30,726	4.4	6,494	390	90	5,456	3,319	1,345	792
6	Québec .....	64,567	285,613	4.4	58,918	3,452	2,197	49,203	30,030	11,003	8,170
7	Ontario .....	76,371	272,905	3.6	65,836	4,719	5,816	51,522	32,528	9,587	9,407
8	Manitoba .....	10,776	39,575	3.7	9,905	427	444	7,588	4,813	1,470	1,305
9	Saskatchewan .....	5,664	21,664	3.8	5,333	174	157	4,100	2,417	989	694
10	Alberta .....	13,043	48,712	3.7	12,098	396	549	9,644	6,304	1,904	1,436
11	British Columbia .....	21,431	75,718	3.5	20,242	620	569	14,946	9,649	2,673	2,624
<b>Transportation and communication: — Trans- ports et communications:</b>											
12	Canada <sup>2</sup> .....	262,209	1,009,168	3.8	234,148	16,645	11,416	195,320	136,048	32,834	26,438
13	Newfoundland .....	7,037	33,630	4.8	5,979	861	197	6,008	3,990	1,499	519
14	Prince Edward Island .....	1,405	6,101	4.3	1,272	105	28	1,142	723	286	133
15	Nova Scotia .....	13,235	53,576	4.0	11,752	1,038	445	10,361	6,989	2,069	1,303
16	New Brunswick .....	11,287	47,674	4.2	10,337	778	172	9,010	6,179	1,799	1,032
17	Québec .....	68,419	290,564	4.2	61,166	4,849	2,404	52,962	36,781	9,455	6,726
18	Ontario .....	87,486	314,708	3.6	75,053	6,466	5,967	62,211	43,100	9,684	9,427
19	Manitoba .....	15,504	55,113	3.6	14,274	651	579	11,108	7,728	1,648	1,732
20	Saskatchewan .....	12,949	47,916	3.7	12,308	327	314	9,662	6,495	1,754	1,413
21	Alberta .....	16,786	61,191	3.6	15,712	549	525	12,471	9,022	1,904	1,545
22	British Columbia .....	27,829	97,739	3.5	26,030	1,018	781	20,188	14,867	2,722	2,599
<b>Commercial and financial: — Commerce et finance:</b>											
23	Canada <sup>2</sup> .....	152,862	533,010	3.5	138,805	8,605	5,452	104,447	74,545	13,697	16,205
24	Newfoundland .....	1,619	6,632	4.1	1,364	204	51	1,251	831	253	167
25	Prince Edward Island .....	640	2,442	3.8	579	47	14	463	309	81	73
26	Nova Scotia .....	4,605	16,446	3.6	4,090	341	174	3,262	2,352	491	419
27	New Brunswick .....	3,829	14,180	3.7	3,551	218	60	2,813	2,065	382	366
28	Québec .....	40,212	154,215	3.8	36,942	2,391	879	28,963	20,247	4,336	4,380
29	Ontario .....	58,336	192,360	3.3	51,252	3,986	3,098	37,994	27,111	4,466	6,417
30	Manitoba .....	8,916	29,953	3.4	8,325	348	243	6,079	4,364	734	981
31	Saskatchewan .....	8,276	29,132	3.5	7,835	221	220	5,902	4,204	919	779
32	Alberta .....	11,037	37,926	3.4	10,430	332	275	7,791	5,739	1,012	1,040
33	British Columbia .....	15,342	49,557	3.2	14,390	516	436	9,894	7,293	1,021	1,580
<b>Service<sup>4</sup>:</b>											
34	Canada <sup>2</sup> .....	158,312	563,855	3.6	141,782	7,570	8,960	104,697	66,437	17,507	20,753
35	Newfoundland .....	2,755	12,461	4.5	2,404	245	106	2,245	1,427	561	257
36	Prince Edward Island .....	912	3,585	3.9	845	37	30	709	544	99	66
37	Nova Scotia .....	8,284	31,546	3.8	7,274	469	541	6,295	4,630	962	703
38	New Brunswick .....	4,409	17,498	4.0	4,119	204	86	3,308	2,128	669	511
39	Québec .....	38,585	153,066	4.0	34,642	2,113	1,830	26,689	15,571	5,553	5,565
40	Ontario .....	61,321	205,104	3.3	53,427	3,340	4,554	38,075	23,913	5,786	8,376
41	Manitoba .....	9,525	32,290	3.4	8,797	306	422	6,304	4,147	903	1,254
42	Saskatchewan .....	5,441	18,950	3.5	5,112	125	204	3,637	2,213	688	736
43	Alberta .....	9,447	32,309	3.4	8,746	253	448	6,414	4,341	922	1,151
44	British Columbia .....	17,001	54,802	3.2	15,800	476	725	10,528	7,076	1,328	2,124
<b>Laborers (not agricultural, fishing, logging, or mining): — Manoeuvres (sauf l'agricul- ture, la pêche, l'abatage et les mines):</b>											
45	Canada <sup>2</sup> .....	174,183	687,586	3.9	150,790	12,566	10,827	125,032	79,341	25,521	20,170
46	Newfoundland .....	5,033	24,387	4.8	4,482	530	71	4,257	2,588	1,148	521
47	Prince Edward Island .....	693	3,151	4.5	614	64	15	564	368	132	64
48	Nova Scotia .....	8,817	37,579	4.3	7,596	844	377	6,962	4,659	1,545	758
49	New Brunswick .....	7,599	33,794	4.4	6,844	618	137	6,097	4,017	1,405	675
50	Québec .....	53,157	229,319	4.3	46,328	4,126	2,703	39,675	24,861	8,459	6,355
51	Ontario .....	61,007	222,471	3.6	50,517	4,827	5,663	41,089	25,648	7,965	7,476
52	Manitoba .....	9,300	33,622	3.6	8,217	468	615	6,405	4,045	1,204	1,156
53	Saskatchewan .....	4,822	18,622	3.9	4,497	160	165	3,542	2,252	766	524
54	Alberta .....	7,701	28,582	3.7	6,941	325	435	5,516	3,629	1,020	867
55	British Columbia .....	15,919	55,694	3.5	14,673	603	643	10,860	7,228	1,860	1,772

1. See Introduction for full explanation of types of family.

2. Includes the Yukon and Northwest Territories.

3. Median earnings of head less than \$1,500.

4. Exclusive of "Professional" service.

**TABLEAU 142. Familles avec chefs masculins selon le groupe d'occupation des chefs, l'importance numérique, la composition et le type de la famille, et le gain médian des chefs de famille de salariés, Canada et provinces, 1951 - fin**

Familles by number of children at home Familles selon le nombre d'enfants à la maison						Children at home by age and activity Enfants à la maison selon l'âge et l'activité					Wage-earner families Familles de salariés		No
						Total	Under 14 years De moins de 14 ans	14-24 years 14-24 ans			Total	Median earnings of head Gain médian du chef	
								Total	At school A l'école	In labour force Figurant à la main d'oeuvre			
0	1	2	3-5	6-8	9+								
60,171	50,372	44,172	49,425	9,727	2,323	406,510	298,666	107,844	42,297	53,854	178,676	2,227	1
910	1,078	1,016	1,739	565	120	14,604	11,086	3,518	1,554	1,428	4,941	3	2
261	227	215	359	104	19	2,872	2,127	745	329	330	899	3	3
2,563	2,438	2,115	2,686	635	114	21,878	16,270	5,608	2,772	2,245	9,023	1,772	4
1,518	1,464	1,355	1,989	515	133	16,395	12,402	3,993	1,820	1,661	5,930	1,761	5
15,364	13,638	11,552	17,567	4,976	1,470	150,726	107,809	42,917	12,249	24,020	55,550	2,121	6
24,849	19,126	15,792	14,432	1,862	310	117,336	86,909	30,427	12,854	15,489	61,421	2,421	7
3,188	2,650	2,424	2,191	273	50	17,535	13,069	4,466	2,060	2,118	8,762	2,188	8
1,564	1,290	1,248	1,345	187	30	10,169	7,408	2,761	1,482	1,075	4,179	1,943	9
3,399	3,253	3,088	2,938	325	40	22,396	17,124	5,272	2,810	2,139	10,510	2,290	10
6,485	5,159	5,330	4,141	280	36	32,303	24,202	8,101	4,319	3,335	17,273	2,451	11
66,889	66,458	58,522	58,962	9,481	1,897	477,500	374,788	102,712	43,793	48,010	240,087	2,307	12
1,029	1,444	1,332	2,352	730	150	19,334	15,554	3,780	1,733	1,493	6,428	1,662	13
263	324	291	414	104	9	3,228	2,512	716	325	294	1,213	1,731	14
2,874	3,283	2,934	3,434	599	111	26,699	20,905	5,794	2,941	2,197	11,958	1,966	15
2,277	2,695	2,387	3,110	671	147	24,843	19,821	5,022	2,436	1,987	10,200	2,010	16
15,457	15,660	13,492	18,446	4,321	1,043	150,127	115,591	34,536	10,591	18,539	60,975	2,169	17
25,275	23,399	19,742	16,897	1,882	291	137,893	108,043	29,850	13,240	14,467	82,133	2,415	18
4,396	4,244	3,732	2,829	261	42	23,753	18,636	5,117	2,460	2,332	14,387	2,342	19
3,287	3,472	3,054	2,791	310	35	21,903	17,063	4,840	2,860	1,649	11,560	2,308	20
4,315	4,387	4,150	3,619	279	36	27,505	22,276	5,229	3,004	1,906	14,894	2,405	21
7,641	7,471	7,339	5,028	319	31	41,801	34,008	7,793	4,188	3,133	26,099	2,503	22
48,415	40,540	35,468	25,509	2,465	465	221,401	172,940	48,461	24,206	20,134	142,622	2,535	23
368	415	312	431	76	17	3,304	2,591	713	367	272	1,567	1,894	24
177	162	152	112	33	4	1,136	890	246	144	87	606	1,788	25
1,343	1,224	1,079	855	92	12	7,118	5,719	1,399	849	444	4,365	2,168	26
1,016	1,016	904	778	98	17	6,405	5,210	1,195	665	424	3,680	2,165	27
11,249	10,017	8,566	8,638	1,414	328	71,028	53,614	17,414	6,964	8,271	37,790	2,473	28
20,342	15,983	13,411	8,100	444	56	73,867	58,028	15,839	8,157	6,668	54,066	2,766	29
2,837	2,463	2,273	1,268	70	5	11,817	9,302	2,515	1,381	996	8,368	2,450	30
2,374	2,171	2,062	1,559	95	15	12,453	9,931	2,522	1,722	654	7,925	2,216	31
3,246	2,952	2,900	1,850	81	8	15,663	12,664	2,999	1,910	934	10,313	2,422	32
5,448	4,119	3,801	1,909	62	3	18,541	14,928	3,613	2,045	1,380	13,895	2,610	33
53,615	38,891	32,925	28,296	3,807	778	238,156	172,300	65,856	25,685	33,996	146,111	2,109	34
510	554	559	861	227	44	6,821	5,298	1,523	683	653	2,665	1,755	35
203	195	260	221	27	6	1,729	1,451	278	152	98	843	2,115	36
1,989	2,198	1,971	1,852	230	44	14,683	11,864	2,819	1,399	1,121	7,861	2,135	37
1,101	1,064	958	1,055	190	41	8,437	6,290	2,147	1,021	898	4,056	1,885	38
11,896	8,672	7,016	8,626	1,898	477	71,957	48,655	23,302	6,733	13,321	35,366	1,946	39
23,246	15,260	12,554	9,282	868	111	79,385	57,321	22,064	9,022	11,619	56,444	2,191	40
3,221	2,526	2,165	1,515	82	16	12,770	9,475	3,295	1,410	1,710	8,907	2,093	41
1,804	1,364	1,188	984	85	16	7,930	5,691	2,239	1,203	903	4,877	1,927	42
3,033	2,425	2,301	1,581	98	9	13,207	10,031	3,176	1,607	1,385	8,759	2,148	43
6,473	4,435	3,772	2,214	94	13	20,255	15,317	4,938	2,410	2,266	15,713	2,230	44
49,151	41,384	33,346	39,700	8,592	2,010	330,839	247,291	83,548	28,338	44,819	174,107	1,809	45
826	1,004	910	1,685	547	111	13,997	10,944	3,053	1,181	1,355	5,078	3	46
129	142	141	217	49	15	1,730	1,361	369	140	182	693	3	47
1,855	2,029	1,766	2,473	564	130	19,745	15,809	3,936	1,764	1,571	8,816	3	48
1,502	1,715	1,422	2,208	601	151	18,305	14,399	3,906	1,657	1,704	7,596	3	49
13,482	11,576	9,359	13,723	3,919	1,098	118,822	86,790	32,032	7,614	18,999	53,121	1,705	50
19,918	15,221	11,668	11,863	1,970	367	98,047	72,462	25,585	9,415	14,026	60,987	2,008	51
2,895	2,433	1,910	1,771	246	45	14,613	10,850	3,763	1,525	1,935	9,297	1,825	52
1,280	1,145	1,022	1,162	188	25	8,876	6,689	2,187	1,074	930	4,821	1,672	53
2,185	1,970	1,655	1,630	225	36	13,013	9,941	3,072	1,420	1,437	7,700	1,828	54
5,059	4,133	3,476	2,945	275	31	23,494	17,885	5,609	2,540	2,673	15,913	2,067	55

1. Voir dans l'Introduction les explications complètes concernant les types de famille.
2. Comprend le Yukon et les Territoires du Nord-Ouest.
3. Gain médian du chef, de moins de \$1,500.
4. Sauf les services "professionnels".

TABLE 143. Normal families showing age of husband by age of wife, for Canada and the provinces, 1951

TABLEAU 143. Familles normales et âge de l'époux selon l'âge de l'épouse, Canada et provinces, 1951

Age of husband — Âge de l'époux	Total normal families — Total, familles normales	Age of wife — Age de l'épouse											
		Under 20 years — Moins de 20 ans	20-24	25-29	30-34	35-39	40-44	45-49	50-54	55-59	60-64	65-69	70+
<b>CANADA<sup>1</sup></b>													
All ages — Tous âges .....	2,961,685	38,917	269,157	435,678	429,406	401,544	333,992	273,786	234,931	190,262	148,712	108,026	97,274
Under 20 years — Moins de 20 ans .....	4,560	3,162	1,266	91	19	6	5	5	—	2	2	1	1
20-24 years — ans .....	129,215	23,542	88,137	15,890	1,335	193	54	27	20	6	6	2	3
25-29 " " .....	341,057	9,285	126,612	172,415	28,975	3,126	430	123	34	26	16	8	7
30-34 " " .....	393,288	2,070	39,552	163,065	156,584	27,990	3,367	454	130	33	19	8	16
35-39 " " .....	406,364	549	9,610	60,930	156,884	148,433	25,958	3,262	544	124	35	19	16
40-44 " " .....	361,554	172	2,598	16,252	60,412	139,127	119,658	19,924	2,746	443	128	51	43
45-49 " " .....	309,272	81	831	4,673	17,315	56,602	113,176	96,700	16,808	2,372	497	142	75
50-54 " " .....	264,537	27	302	1,449	5,250	17,227	47,843	92,367	82,882	14,175	2,306	506	203
55-59 " " .....	224,121	19	122	519	1,541	5,489	14,774	39,912	77,481	68,369	13,028	2,308	559
60-64 " " .....	195,221	5	56	239	655	2,011	5,666	13,969	36,922	64,268	57,123	11,793	2,514
65-69 " " .....	156,571	3	48	99	271	878	2,061	5,004	12,324	29,389	50,462	44,900	11,132
70 years and over — ans et plus ..	175,925	2	23	56	165	462	1,000	2,039	5,040	11,055	25,090	48,288	82,705
<b>NEWFOUNDLAND</b>													
All ages — Tous âges .....	66,089	1,337	6,826	9,163	9,606	9,254	7,101	5,696	5,098	4,314	3,003	2,440	2,251
Under 20 years — Moins de 20 ans .....	126	79	43	2	1	—	1	—	—	—	—	—	—
20-24 years — ans .....	3,137	748	2,021	325	35	7	1	—	—	—	—	—	—
25-29 " " .....	7,408	382	3,083	3,257	593	76	12	3	—	2	—	—	—
30-34 " " .....	9,098	80	1,215	3,551	3,463	681	77	22	8	1	—	—	—
35-39 " " .....	9,520	34	352	1,504	3,553	3,436	544	78	13	4	1	1	—
40-44 " " .....	7,997	5	72	342	1,393	3,185	2,536	382	66	14	1	1	—
45-49 " " .....	6,313	6	20	120	360	1,264	2,330	1,849	304	45	12	3	—
50-54 " " .....	5,553	1	8	36	118	389	1,026	1,954	1,698	271	33	15	4
55-59 " " .....	4,901	1	4	11	49	125	341	909	1,760	1,455	189	46	11
60-64 " " .....	4,042	1	4	11	21	51	124	298	793	1,493	1,009	199	38
65-69 " " .....	3,605	—	4	2	13	26	76	133	332	741	1,176	913	189
70 years and over — ans et plus ..	4,389	—	—	2	7	14	33	68	124	288	582	1,262	2,009
<b>PRINCE EDWARD ISLAND</b>													
All ages — Tous âges .....	18,504	243	1,485	2,352	2,528	2,497	1,945	1,625	1,575	1,452	1,070	843	889
Under 20 years — Moins de 20 ans .....	31	19	11	1	—	—	—	—	—	—	—	—	—
20-24 years — ans .....	619	123	416	74	6	—	—	—	—	—	—	—	—
25-29 " " .....	1,727	71	658	815	157	22	3	1	—	—	—	—	—
30-34 " " .....	2,242	20	284	894	838	189	16	1	—	—	—	—	—
35-39 " " .....	2,435	6	77	399	911	869	150	19	2	1	—	1	—
40-44 " " .....	2,172	3	26	120	409	834	621	133	22	3	—	—	1
45-49 " " .....	1,760	1	6	25	140	358	598	501	113	16	2	—	—
50-54 " " .....	1,762	—	3	13	45	144	374	534	514	111	18	3	3
55-59 " " .....	1,582	—	2	7	13	50	114	274	485	525	93	17	2
60-64 " " .....	1,336	—	—	4	4	18	44	102	273	437	350	92	12
65-69 " " .....	1,119	—	—	—	3	8	15	44	108	235	353	280	73
70 years and over — ans et plus ..	1,719	—	2	—	2	5	10	16	58	124	254	450	798
<b>NOVA SCOTIA</b>													
All ages — Tous âges .....	124,822	2,127	11,344	17,292	18,650	17,467	13,670	10,705	9,602	8,231	6,232	4,776	4,726
Under 20 years — Moins de 20 ans .....	236	175	55	4	1	—	—	1	—	—	—	—	—
20-24 years — ans .....	5,288	1,216	3,438	563	55	12	2	—	—	—	1	—	1
25-29 " " .....	13,484	526	5,254	6,355	1,172	139	24	11	1	—	2	—	—
30-34 " " .....	16,799	140	1,896	6,667	6,614	1,279	173	19	7	3	—	—	1
35-39 " " .....	17,710	48	489	2,637	6,901	6,296	1,128	168	33	7	2	1	—
40-44 " " .....	15,516	15	150	754	2,734	6,042	4,818	827	138	27	8	2	1
45-49 " " .....	11,827	3	36	194	748	2,388	4,361	3,365	587	105	27	8	5
50-54 " " .....	10,545	3	17	68	264	810	2,013	3,491	3,105	621	115	27	11
55-59 " " .....	9,454	1	7	21	90	306	685	1,772	3,175	2,757	510	102	28
60-64 " " .....	7,952	—	1	18	40	113	290	624	1,549	2,611	2,137	445	124
65-69 " " .....	6,614	—	—	4	16	50	111	279	621	1,389	2,060	1,687	397
70 years and over — ans et plus ..	9,397	—	1	7	15	32	65	148	386	711	1,370	2,504	4,158
<b>NEW BRUNSWICK</b>													
All ages — Tous âges .....	99,154	1,983	9,692	14,464	14,319	13,053	10,815	8,533	7,636	6,544	4,973	3,605	3,537
Under 20 years — Moins de 20 ans .....	252	163	84	3	1	—	—	—	—	—	—	—	1
20-24 years — ans .....	4,483	1,104	2,796	513	55	11	3	1	—	—	—	—	—
25-29 " " .....	11,385	520	4,509	5,254	974	104	19	5	—	—	—	—	—
30-34 " " .....	13,392	129	1,688	5,446	4,944	996	155	21	10	2	—	—	1
35-39 " " .....	13,643	38	440	2,299	5,205	4,496	988	142	27	3	2	1	2
40-44 " " .....	11,907	15	110	647	2,227	4,565	3,552	646	111	22	8	2	2
45-49 " " .....	9,701	10	33	180	582	1,865	3,612	2,685	589	105	33	4	3
50-54 " " .....	8,364	2	15	70	216	597	1,630	2,805	2,393	506	101	19	10
55-59 " " .....	7,548	—	7	26	57	238	522	1,398	2,524	2,173	480	93	28
60-64 " " .....	6,455	—	7	12	34	107	194	519	1,294	2,108	1,704	373	103
65-69 " " .....	5,254	—	1	10	9	42	86	215	444	1,129	1,628	1,322	368
70 years and over — ans et plus ..	6,770	—	4	4	15	32	54	96	244	496	1,017	1,791	3,019

1. Includes the Yukon and Northwest Territories. — Comprend le Yukon et les Territoires du Nord-Ouest.

TABLE 143. Normal families showing age of husband by age of wife, for Canada and the provinces, 1951 - Continued

TABLEAU 143. Familles normales et âge de l'époux selon l'âge de l'épouse, Canada et provinces, 1951 - suite

Age of husband — Age de l'époux	Total normal families — Total, familles normales	Age of wife — Age de l'épouse											
		Under 20 years — Moins de 20 ans	20-24	25-29	30-34	35-39	40-44	45-49	50-54	55-59	60-64	65-69	70+
<b>QUÉBEC</b>													
All ages — Tous âges	770,923	7,526	71,099	119,618	117,436	107,386	91,258	73,745	59,773	45,288	33,776	23,389	20,629
Under 20 years — Moins de 20 ans	636	378	218	25	6	2	3	2	—	2	—	—	—
20-24 years — ans	32,228	4,593	22,271	4,842	436	50	13	8	6	5	2	1	1
25-29 " " "	96,113	2,046	35,407	48,701	8,800	964	133	35	8	8	6	3	2
30-34 " " "	110,199	382	10,189	45,102	44,669	8,544	1,102	143	37	12	9	4	6
35-39 " " "	111,967	83	2,175	15,804	42,745	41,768	8,112	1,053	155	42	15	6	9
40-44 " " "	99,509	28	561	3,766	15,400	37,433	34,930	6,382	827	122	37	11	12
45-49 " " "	83,851	11	178	928	3,846	13,426	31,095	28,376	5,112	702	111	37	29
50-54 " " "	69,088	2	59	273	994	3,563	11,318	25,090	22,975	4,013	621	135	45
55-59 " " "	55,278	1	23	99	314	1,055	2,976	8,905	20,090	17,658	3,459	578	120
60-64 " " "	43,882	—	5	47	137	342	1,036	2,537	7,631	15,302	13,529	2,750	566
65-69 " " "	32,395	—	9	20	62	150	364	859	2,155	5,623	11,288	9,572	2,293
70 years and over — ans et plus	35,777	2	4	11	27	89	176	355	777	1,799	4,699	10,292	17,546
<b>ONTARIO</b>													
All ages — Tous âges	1,053,408	14,839	95,335	154,215	146,271	137,663	117,471	99,706	88,073	70,611	54,244	39,083	35,897
Under 20 years — Moins de 20 ans	2,283	1,667	571	36	3	—	—	1	—	—	1	1	—
20-24 years — ans	51,618	9,722	35,577	5,750	448	68	24	12	13	1	1	1	1
25-29 " " "	122,531	2,716	43,743	64,857	9,939	1,074	131	40	12	8	4	4	3
30-34 " " "	134,928	509	11,599	56,896	55,394	9,201	1,109	151	47	10	6	2	1
35-39 " " "	139,861	134	2,678	19,560	53,992	53,133	8,991	1,121	195	39	10	6	2
40-44 " " "	125,834	45	759	4,994	18,895	48,151	44,422	7,319	1,008	169	38	17	17
45-49 " " "	110,651	21	237	1,445	5,242	18,208	40,115	37,704	6,574	849	188	49	19
50-54 " " "	98,656	12	96	426	1,622	5,380	15,835	34,086	34,358	5,712	853	196	80
55-59 " " "	81,930	7	40	162	432	1,562	4,484	13,011	28,461	27,637	5,096	842	196
60-64 " " "	68,700	4	13	51	186	510	1,522	4,212	11,963	23,009	22,062	4,301	867
65-69 " " "	54,272	2	18	25	68	242	547	1,412	3,829	9,545	17,641	16,982	3,961
70 years and over — ans et plus	62,144	—	4	13	50	131	291	637	1,613	3,632	8,344	16,682	30,747
<b>MANITOBA</b>													
All ages — Tous âges	172,140	2,070	14,901	24,766	24,214	23,525	19,249	15,744	13,584	11,826	9,591	6,895	5,775
Under 20 years — Moins de 20 ans	179	108	63	4	2	—	—	1	—	—	1	—	—
20-24 years — ans	6,413	1,131	4,403	815	51	7	3	2	—	—	1	—	—
25-29 " " "	18,314	607	6,895	9,185	1,464	130	26	2	2	2	1	—	—
30-34 " " "	22,066	172	2,616	9,335	8,327	1,442	148	19	5	—	1	—	—
35-39 " " "	23,010	39	691	3,878	8,907	8,070	1,270	129	23	2	1	—	—
40-44 " " "	20,279	7	156	1,101	3,764	8,007	6,201	907	114	12	3	3	4
45-49 " " "	17,467	3	44	286	1,163	3,859	6,475	4,774	732	96	22	10	3
50-54 " " "	15,080	2	19	90	373	1,272	3,292	5,302	4,026	577	103	21	3
55-59 " " "	13,949	1	3	42	97	467	1,147	2,953	3,751	650	125	31	3
60-64 " " "	13,380	—	5	19	27	165	462	1,140	4,327	3,533	755	133	3
65-69 " " "	10,639	—	5	6	25	74	149	367	865	2,252	3,451	2,759	686
70 years and over — ans et plus	11,364	—	1	5	14	32	76	148	321	807	1,824	3,221	4,915
<b>SASKATCHEWAN</b>													
All ages — Tous âges	177,988	2,322	16,109	24,797	25,568	24,132	19,736	16,114	13,905	12,086	9,921	7,196	6,102
Under 20 years — Moins de 20 ans	152	103	44	4	1	—	—	—	—	—	—	—	—
20-24 years — ans	6,093	1,136	4,131	763	54	5	3	1	—	—	—	—	—
25-29 " " "	17,916	777	7,382	8,236	1,358	133	17	8	2	1	1	—	1
30-34 " " "	22,566	230	3,287	9,407	8,152	1,338	132	14	3	—	1	1	1
35-39 " " "	23,240	54	910	4,393	9,163	7,459	1,129	108	20	3	—	—	—
40-44 " " "	21,027	16	224	1,359	4,590	8,397	5,621	708	87	15	3	6	1
45-49 " " "	18,160	4	81	418	1,513	4,381	6,788	4,281	576	80	28	6	4
50-54 " " "	15,255	—	31	141	479	1,502	3,663	5,409	3,403	501	99	17	10
55-59 " " "	14,885	2	8	43	161	543	1,428	3,535	4,906	3,457	650	116	36
60-64 " " "	14,517	—	7	19	66	228	647	1,423	3,287	4,607	3,407	691	135
65-69 " " "	11,989	—	4	10	19	102	219	473	1,208	2,531	3,747	2,957	719
70 years and over — ans et plus	12,188	—	—	4	12	44	89	154	413	891	1,985	3,401	5,195
<b>ALBERTA</b>													
All ages — Tous âges	203,278	3,247	20,455	31,002	30,758	27,871	22,554	18,388	14,754	11,932	9,736	6,861	5,720
Under 20 years — Moins de 20 ans	276	179	91	4	1	—	—	—	—	—	—	—	—
20-24 years — ans	8,808	1,758	5,971	989	69	15	2	2	—	—	1	—	—
25-29 " " "	23,355	972	9,388	10,816	1,851	194	24	3	2	3	1	—	—
30-34 " " "	27,691	243	3,594	11,726	10,213	1,722	174	12	4	1	1	—	1
35-39 " " "	27,420	64	992	5,002	10,999	8,907	1,276	148	25	4	2	—	1
40-44 " " "	24,475	19	278	1,585	5,002	9,660	6,764	1,017	124	18	5	—	3
45-49 " " "	21,689	8	92	536	1,810	4,913	7,961	5,444	762	125	28	8	2
50-54 " " "	17,612	1	20	150	552	1,618	4,016	6,181	4,180	724	130	29	11
55-59 " " "	15,157	3	15	59	148	523	1,453	3,470	4,988	3,617	701	142	38
60-64 " " "	14,328	—	7	25	72	207	602	1,452	3,171	4,274	3,566	774	178
65-69 " " "	11,426	—	2	6	31	78	207	494	1,142	2,378	3,499	2,855	734
70 years and over — ans et plus	11,041	—	5	4	10	34	74	165	355	788	1,802	3,052	4,752

**TABLE 143. Normal families showing age of husband by age of wife, for Canada and the provinces, 1951 - Concluded**  
**TABLEAU 143. Familles normales et âge de l'époux selon l'âge de l'épouse, Canada et provinces, 1951 - fin**

Age of husband — Âge de l'époux	Total normal families — Total, familles normales	Age of wife — Âge de l'épouse											
		Under 20 years — Moins de 20 ans	20-24	25-29	30-34	35-39	40-44	45-49	50-54	55-59	60-64	65-69	70 +
<b>BRITISH COLUMBIA</b>													
All ages — Tous âges .....	271,061	3,021	21,323	37,121	39,311	38,067	29,791	23,250	20,704	17,829	16,065	12,874	11,705
Under 20 years — Moins de 20 ans	340	257	73	7	2	1	—	—	—	—	—	—	—
20-24 years — ans	10,204	1,924	6,938	1,210	115	15	1	1	—	—	—	—	—
25-29 " " .....	28,114	622	10,057	14,509	2,595	271	37	14	5	2	1	—	1
30-34 " " .....	33,482	142	3,069	13,726	13,693	2,527	266	47	7	2	1	—	2
35-39 " " .....	36,920	41	782	5,333	14,278	13,791	2,336	290	47	17	1	2	2
40-44 " " .....	32,303	18	242	1,541	5,904	12,637	10,072	1,578	241	39	21	8	2
45-49 " " .....	27,482	13	103	525	1,870	5,870	9,716	7,635	1,434	245	45	17	9
50-54 " " .....	22,337	2	33	188	574	1,930	4,611	7,431	6,181	1,117	225	43	22
55-59 " " .....	19,268	1	11	49	177	611	1,610	3,643	6,355	5,308	1,190	245	68
60-64 " " .....	20,445	—	7	32	65	264	730	1,640	4,099	6,055	5,790	1,408	355
65-69 " " .....	19,154	1	5	15	25	103	283	724	1,601	3,543	5,592	5,553	1,709
70 years and over — ans et plus....	21,012	—	3	6	13	47	129	247	734	1,501	3,199	5,598	9,535

**TABLE 144. Normal families showing origin of husband by origin of wife, for Canada and the provinces, 1951**  
**TABLEAU 144. Familles normales et origine de l'époux selon l'origine de l'épouse, Canada et provinces, 1951**

Origin of husband — Origine de l'époux	Total normal families <sup>1</sup> — Total, familles normales <sup>1</sup>	Origin of wife — Origine de l'épouse										
		British Isles <sup>2</sup> — Îles Britanniques <sup>2</sup>	French — Française	German — Allemande	Jewish — Juive	Netherlands — Néerlandaise	Polish — Polonaise	Scandinavian <sup>3</sup> — Scandinave <sup>3</sup>	Ukrainian — Ukrainienne	Other European — Autre européenne	Asiatic — Asiatique	Native Indian <sup>4</sup> — Indienne <sup>4</sup>
<b>CANADA<sup>5</sup></b>												
All origins <sup>1</sup> — Toutes origines <sup>1</sup> .....	2,961,685	1,518,583	800,262	135,542	46,439	56,619	49,159	58,768	90,983	129,699	9,455	26,635
British Isles <sup>2</sup> — Îles Britanniques <sup>2</sup> .....	1,528,084	1,300,309	73,708	43,509	595	24,385	6,940	25,885	8,804	22,316	771	1,527
French — Française .....	782,995	62,459	702,094	4,452	100	1,770	1,227	1,847	1,443	5,297	182	843
German — Allemande .....	136,118	44,220	5,290	70,833	94	2,460	1,899	3,204	2,062	4,653	45	112
Jewish — Juive .....	47,684	1,531	322	139	44,402	40	369	60	72	653	9	5
Netherlands — Néerlandaise .....	58,845	24,604	2,001	2,474	20	24,266	300	1,089	409	1,093	15	60
Polish — Polonaise .....	50,055	6,518	1,575	2,119	440	316	27,877	433	7,416	3,069	23	38
Scandinavian <sup>3</sup> — Scandinave <sup>3</sup> .....	63,327	27,611	2,564	3,677	21	1,250	653	23,138	1,132	2,429	28	151
Ukrainian — Ukrainienne .....	86,245	7,518	1,654	1,808	40	352	6,085	800	64,477	3,127	34	62
Other European — Autres européennes	135,953	23,149	8,561	5,294	659	1,173	3,509	1,687	4,723	86,034	129	143
Asiatic — Asiatique .....	10,978	1,444	610	115	12	50	65	69	123	209	8,190	30
Native Indian <sup>4</sup> — Indienne <sup>4</sup> .....	25,149	804	519	45	3	35	14	26	20	49	1	23,585
<b>NEWFOUNDLAND</b>												
All origins <sup>1</sup> — Toutes origines <sup>1</sup> .....	66,089	61,802	1,479	65	47	31	20	96	3	73	54	224
British Isles <sup>2</sup> — Îles Britanniques <sup>2</sup> .....	61,934	60,028	727	49	5	24	6	72	2	40	22	24
French — Française .....	1,650	895	719	2	—	1	—	4	1	5	2	3
German — Allemande .....	73	49	5	8	—	3	—	2	—	2	—	—
Jewish — Juive .....	57	16	1	—	39	—	—	—	—	1	—	—
Netherlands — Néerlandaise .....	41	32	2	2	1	3	—	—	—	1	—	—
Polish — Polonaise .....	18	6	—	—	1	—	11	—	—	—	—	—
Scandinavian <sup>3</sup> — Scandinave <sup>3</sup> .....	121	96	3	1	—	—	—	10	—	1	1	2
Ukrainian — Ukrainienne .....	1	—	—	—	—	—	—	1	—	—	—	—
Other European — Autres européennes	99	64	3	3	—	—	2	2	—	23	—	—
Asiatic — Asiatique .....	68	36	2	—	—	—	—	—	—	—	29	—
Native Indian <sup>4</sup> — Indienne <sup>4</sup> .....	218	20	2	—	—	—	—	—	—	—	—	195

1. Includes "other" and "not stated" origins. — Comprend les origines "autres" et "non déclarées".  
2. Comprises English, Irish, Scottish, Welsh, and Manx. — Comprend anglaise, irlandaise, écossaise, galloise et mannoise.  
3. Comprises Danish, Icelandic, Norwegian, and Swedish. — Comprend danoise, islandaise, norvégienne et suédoise.  
4. Includes Eskimo. — Comprend esquimaude.  
5. Includes the Yukon and Northwest Territories. — Comprend le Yukon et les Territoires du Nord-Ouest.

TABLE 144. Normal families showing origin of husband by origin of wife, for Canada and the provinces, 1951 - Continued

TABLEAU 144. Familles normales et origine de l'époux selon l'origine de l'épouse, Canada et provinces, 1951 - suite

Origin of husband — Origine de l'époux	Total normal families <sup>1</sup> — Total, familles normales <sup>1</sup>	Origin of wife — Origine de l'épouse										
		British Isles <sup>2</sup> — Îles Britanniques <sup>2</sup>	French — Française	German — Allemande	Jewish — Juive	Netherlands — Néerlandaise	Polish — Polonaise	Scandinavian <sup>3</sup> — Scandinave <sup>3</sup>	Ukrainian — Ukrainienne	Other European — Autre européenne	Asiatic — Asiatique	Native Indian <sup>4</sup> — Indienne <sup>4</sup>
<b>PRINCE EDWARD ISLAND</b>												
All origins <sup>1</sup> — Toutes origines <sup>1</sup> .....	18,504	15,373	2,730	58	4	142	13	37	12	31	30	43
British Isles <sup>2</sup> — Îles Britanniques <sup>2</sup> .....	15,523	14,552	726	46	—	104	4	29	7	21	6	4
French — Française .....	2,552	557	1,979	1	—	11	—	—	1	2	—	1
German — Allemande .....	60	56	1	2	—	1	—	—	—	—	—	—
Jewish — Juive .....	6	1	—	—	4	—	—	—	—	—	—	—
Netherlands — Néerlandaise .....	144	106	9	1	—	25	—	1	—	2	—	—
Polish — Polonaise .....	11	2	—	2	—	—	5	—	1	1	—	—
Scandinavian <sup>3</sup> — Scandinave <sup>3</sup> .....	58	48	—	3	—	1	—	6	—	—	—	—
Ukrainian — Ukrainienne .....	8	4	1	—	—	—	1	—	2	—	—	—
Other European — Autres européennes .....	31	20	4	—	—	—	3	—	1	3	—	—
Asiatic — Asiatique .....	45	14	5	1	—	—	—	1	—	—	24	—
Native Indian <sup>4</sup> — Indienne <sup>4</sup> .....	41	1	2	—	—	—	—	—	—	—	—	38
<b>NOVA SCOTIA</b>												
All origins <sup>1</sup> — Toutes origines <sup>1</sup> .....	124,822	94,568	13,952	5,987	495	4,451	399	522	198	1,254	269	393
British Isles <sup>2</sup> — Îles Britanniques <sup>2</sup> .....	94,176	82,206	5,062	2,402	21	2,646	126	356	52	523	92	15
French — Française .....	13,418	4,689	7,815	437	1	241	20	22	6	97	12	5
German — Allemande .....	6,277	2,661	423	2,742	3	254	9	24	3	36	1	2
Jewish — Juive .....	519	40	3	6	456	3	2	—	—	6	1	—
Netherlands — Néerlandaise .....	4,318	2,559	298	195	3	1,147	2	24	1	29	3	—
Polish — Polonaise .....	477	208	31	6	—	6	169	2	19	29	3	—
Scandinavian <sup>3</sup> — Scandinave <sup>3</sup> .....	737	481	60	49	—	38	2	87	—	6	1	1
Ukrainian — Ukrainienne .....	249	89	7	5	—	4	24	—	100	16	2	1
Other European — Autres européennes .....	1,576	774	129	47	9	44	43	3	15	493	5	—
Asiatic — Asiatique .....	390	180	35	7	—	6	1	1	1	7	149	—
Native Indian <sup>4</sup> — Indienne <sup>4</sup> .....	398	23	3	1	—	4	—	—	1	—	—	365
<b>NEW BRUNSWICK</b>												
All origins <sup>1</sup> — Toutes origines <sup>1</sup> .....	99,154	60,718	33,867	560	250	1,294	74	652	24	351	99	354
British Isles <sup>2</sup> — Îles Britanniques <sup>2</sup> .....	61,374	54,817	4,115	428	5	962	31	358	15	155	24	8
French — Française .....	32,732	3,105	29,377	24	3	66	4	50	2	55	6	7
German — Allemande .....	589	446	38	68	—	11	—	—	—	—	—	—
Jewish — Juive .....	273	23	4	2	231	—	4	1	—	8	—	—
Netherlands — Néerlandaise .....	1,393	1,041	67	21	—	222	—	13	—	4	2	1
Polish — Polonaise .....	76	30	5	2	4	—	27	1	—	7	—	—
Scandinavian <sup>3</sup> — Scandinave <sup>3</sup> .....	829	483	86	8	—	12	1	215	—	9	—	1
Ukrainian — Ukrainienne .....	28	21	1	—	—	—	—	—	6	—	—	—
Other European — Autres européennes .....	437	229	80	3	6	4	6	4	—	100	1	—
Asiatic — Asiatique .....	168	60	37	—	—	1	—	—	—	—	66	2
Native Indian <sup>4</sup> — Indienne <sup>4</sup> .....	353	12	8	—	—	—	—	—	—	—	—	333
<b>QUÉBEC</b>												
All origins <sup>1</sup> — Toutes origines <sup>1</sup> .....	770,923	109,510	609,019	2,659	18,505	749	3,861	1,100	3,140	16,232	1,102	2,743
British Isles <sup>2</sup> — Îles Britanniques <sup>2</sup> .....	111,873	87,317	20,444	728	118	350	214	451	197	1,244	71	71
French — Française .....	601,744	16,706	580,956	461	63	124	228	150	184	2,174	92	183
German — Allemande .....	3,124	1,024	739	1,043	32	16	39	18	15	175	2	4
Jewish — Juive .....	18,835	326	194	38	17,866	7	112	8	11	246	4	1
Netherlands — Néerlandaise .....	740	403	81	10	3	202	3	8	1	19	—	1
Polish — Polonaise .....	4,274	326	427	87	124	7	2,711	8	185	388	4	5
Scandinavian <sup>3</sup> — Scandinave <sup>3</sup> .....	1,416	576	309	21	4	5	13	387	7	80	1	—
Ukrainian — Ukrainienne .....	3,190	232	304	24	—	2	172	6	2,288	149	—	4
Other European — Autres européennes .....	19,220	1,769	4,542	220	277	26	351	54	235	11,654	25	9
Asiatic — Asiatique .....	1,408	121	317	2	6	2	6	4	6	38	897	1
Native Indian <sup>4</sup> — Indienne <sup>4</sup> .....	2,840	81	270	3	1	1	3	—	6	10	—	2,462

1. Includes "other" and "not stated" origins. — Comprend les origines "autres" et "non déclarées".

2. Comprises English, Irish, Scottish, Welsh, and Manx. — Comprend anglaise, irlandaise, écossaise, galloise et mannoise.

3. Comprises Danish, Icelandic, Norwegian, and Swedish. — Comprend danoise, islandaise, norvégienne et suédoise.

4. Includes Eskimo. — Comprend esquimaude.

TABLE 144. Normal families showing origin of husband by origin of wife, for Canada and the provinces, 1951 - Concluded

TABLEAU 144. Familles normales et origine de l'époux selon l'origine de l'épouse, Canada et provinces, 1951 - fin

Origin of husband Origine de l'époux	Total normal families <sup>1</sup> Total, familles normales <sup>1</sup>	Origin of wife - Origine de l'épouse										
		British Isles <sup>2</sup> Îles Britanniques <sup>2</sup>	French Française	German Allemande	Jewish Juive	Netherlands Néerlandaise	Polish Polonaise	Scandinavian <sup>3</sup> Scandinave <sup>3</sup>	Ukrainian Ukrainienne	Other European Autre européenne	Asiatic Asiatique	Native Indian <sup>4</sup> Indienne <sup>4</sup>
<b>ONTARIO</b>												
All origins <sup>1</sup> - Toutes origines <sup>1</sup> .....	1,053,408	723,593	96,409	50,825	19,558	22,180	20,625	7,911	22,277	60,583	3,292	5,965
British Isles <sup>2</sup> - Îles Britanniques <sup>2</sup> .....	723,686	631,117	28,595	20,970	272	12,399	2,713	4,095	3,001	9,029	287	679
French - Française.....	90,831	24,691	60,132	1,714	24	801	490	378	449	1,406	45	224
German - Allemande.....	51,897	22,105	2,047	23,898	36	778	504	338	314	1,227	24	37
Jewish - Juive.....	19,975	684	75	41	18,620	14	202	9	23	265	3	-
Netherlands - Néerlandaise.....	22,482	12,677	920	780	10	7,072	77	168	114	378	6	31
Polish - Polonaise.....	21,226	2,836	637	651	259	104	13,409	85	1,737	1,359	8	20
Scandinavian <sup>3</sup> - Scandinave <sup>3</sup> .....	8,946	4,595	527	363	8	163	87	2,279	132	645	1	31
Ukrainian - Ukrainienne.....	21,756	3,023	643	385	26	98	1,517	124	14,556	1,239	15	20
Other European - Autres européennes.....	63,017	10,064	2,088	1,425	272	437	1,484	328	1,797	44,602	67	64
Asiatic - Asiatique.....	3,873	626	152	41	3	18	25	13	36	101	2,825	3
Native Indian <sup>4</sup> - Indienne <sup>4</sup> .....	5,495	464	116	22	2	20	5	4	3	17	-	4,814
<b>MANITOBA</b>												
All origins <sup>1</sup> - Toutes origines <sup>1</sup> .....	172,140	83,317	12,337	11,757	4,790	8,243	8,816	7,180	23,309	7,256	353	3,459
British Isles <sup>2</sup> - Îles Britanniques <sup>2</sup> .....	85,938	70,752	2,942	2,736	55	1,278	1,073	3,126	1,698	1,489	43	195
French - Française.....	11,590	2,263	7,839	244	6	109	153	190	281	371	6	89
German - Allemande.....	11,529	2,425	305	6,905	9	251	364	270	593	353	3	8
Jewish - Juive.....	4,957	143	20	25	4,656	3	22	20	25	35	-	2
Netherlands - Néerlandaise.....	8,330	1,270	150	281	-	6,236	57	97	94	115	-	4
Polish - Polonaise.....	8,595	714	161	349	18	56	4,530	66	2,422	260	2	1
Scandinavian <sup>3</sup> - Scandinave <sup>3</sup> .....	7,043	2,710	279	302	4	88	106	3,090	242	168	2	21
Ukrainian - Ukrainienne.....	21,931	1,218	257	436	8	71	2,115	153	17,201	404	6	14
Other European - Autres européennes.....	7,500	1,195	493	423	29	125	368	120	680	4,017	2	13
Asiatic - Asiatique.....	451	79	14	14	-	4	7	9	27	7	287	1
Native Indian <sup>4</sup> - Indienne <sup>4</sup> .....	3,178	36	23	1	-	1	1	2	3	2	-	3,108
<b>SASKATCHEWAN</b>												
All origins <sup>1</sup> - Toutes origines <sup>1</sup> .....	177,988	79,669	9,745	27,944	662	6,255	5,214	13,006	17,214	12,851	284	3,599
British Isles <sup>2</sup> - Îles Britanniques <sup>2</sup> .....	81,163	62,329	2,498	5,264	10	1,732	625	4,853	997	1,949	32	89
French - Française.....	9,298	2,112	5,359	598	2	137	116	307	144	387	4	93
German - Allemande.....	27,739	5,110	697	18,352	4	425	388	974	474	1,180	7	10
Jewish - Juive.....	725	54	5	5	626	5	2	7	3	16	-	5
Netherlands - Néerlandaise.....	5,959	1,538	110	408	-	3,420	50	214	55	128	1	8
Polish - Polonaise.....	5,418	520	98	424	7	45	2,552	69	1,379	299	1	3
Scandinavian <sup>3</sup> - Scandinave <sup>3</sup> .....	13,347	4,822	346	1,073	2	253	117	6,058	229	348	5	22
Ukrainian - Ukrainienne.....	16,255	763	127	393	-	54	992	167	13,259	456	2	7
Other European - Autres européennes.....	12,926	1,700	411	1,300	11	149	350	273	626	8,006	6	6
Asiatic - Asiatique.....	400	69	14	21	-	6	9	12	20	16	225	3
Native Indian <sup>4</sup> - Indienne <sup>4</sup> .....	3,448	34	33	6	-	2	2	5	2	3	-	3,358
<b>ALBERTA</b>												
All origins <sup>1</sup> - Toutes origines <sup>1</sup> .....	203,278	102,379	10,922	22,801	965	5,836	6,309	14,542	19,293	12,868	999	3,236
British Isles <sup>2</sup> - Îles Britanniques <sup>2</sup> .....	103,476	78,953	3,557	5,906	36	2,107	897	6,014	1,458	2,755	65	109
French - Française.....	10,216	2,956	5,227	582	1	118	120	400	243	346	7	145
German - Allemande.....	22,574	5,805	611	12,679	5	378	408	1,087	449	922	3	24
Jewish - Juive.....	1,030	71	7	11	866	4	9	8	5	27	-	-
Netherlands - Néerlandaise.....	6,110	2,249	182	443	1	2,553	49	310	83	173	1	8
Polish - Polonaise.....	6,361	780	114	397	8	44	3,146	103	1,324	406	1	6
Scandinavian <sup>3</sup> - Scandinave <sup>3</sup> .....	15,373	6,374	466	1,188	-	337	170	5,870	302	464	1	17
Ukrainian - Ukrainienne.....	18,024	1,108	211	391	3	65	970	213	14,462	548	6	6
Other European - Autres européennes.....	13,157	2,565	397	1,030	22	171	500	378	877	7,082	10	10
Asiatic - Asiatique.....	1,098	94	14	13	1	9	7	12	25	15	902	4
Native Indian <sup>4</sup> - Indienne <sup>4</sup> .....	3,025	41	54	7	-	3	1	8	2	5	-	2,900
<b>BRITISH COLUMBIA</b>												
All origins <sup>1</sup> - Toutes origines <sup>1</sup> .....	271,061	186,205	9,420	12,793	1,159	7,395	3,808	13,596	5,462	18,116	2,963	4,415
British Isles <sup>2</sup> - Îles Britanniques <sup>2</sup> .....	187,409	157,141	4,950	4,929	72	2,760	1,240	6,452	1,353	5,075	125	256
French - Française.....	8,751	4,394	2,628	384	-	158	94	342	130	445	8	60
German - Allemande.....	12,162	4,490	417	5,121	5	340	185	483	210	741	5	22
Jewish - Juive.....	1,303	172	13	11	1,015	4	16	7	5	48	1	2
Netherlands - Néerlandaise.....	7,281	2,692	182	330	2	3,380	62	253	61	246	2	8
Polish - Polonaise.....	3,557	1,071	99	198	19	54	1,314	97	345	318	4	3
Scandinavian <sup>3</sup> - Scandinave <sup>3</sup> .....	15,308	7,352	480	662	3	351	156	5,104	216	700	14	46
Ukrainian - Ukrainienne.....	4,764	1,044	98	172	3	57	293	136	2,592	314	2	9
Other European - Autres européennes.....	17,918	4,734	412	837	33	215	402	523	490	10,036	12	37
Asiatic - Asiatique.....	3,071	164	19	16	2	4	9	17	8	25	2,784	14
Native Indian <sup>4</sup> - Indienne <sup>4</sup> .....	4,075	86	7	5	-	4	2	7	3	11	1	3,943

1. Includes "other" and "not stated" origins. - Comprend les origines "autres" et "non déclarées".

2. Comprises English, Irish, Scottish, Welsh, and Manx. - Comprend anglaise, irlandaise, écossaise, galloise et mannoise.

3. Comprises Danish, Icelandic, Norwegian, and Swedish. - Comprend danoise, islandaise, norvégienne et suédoise.

4. Includes Eskimo. - Comprend esquimaude.



TABLE 145. Normal families showing years of schooling of husband by years of schooling of wife, for Canada and the provinces, rural and urban, 1951

TABLEAU 145. Familles normales et années d'école de l'époux selon les années d'école de l'épouse, Canada et provinces, régions rurales et urbaines, 1951

Years of schooling of husband Années d'école de l'époux	Total normal families Total, familles normales	Years of schooling of wife Années d'école de l'épouse				
		No schooling Aucune année d'école	1-4 years 1-4 années	5-8 years 5-8 années	9-12 years 9-12 années	13 years and over 13 années et plus
<b>CANADA<sup>1</sup></b>						
All years of schooling — Toutes années d'école	2,961,685	50,231	168,833	1,282,219	1,239,008	221,394
No schooling — Aucune année d'école	59,967	24,189	15,186	16,802	3,541	249
1-4 years — années	232,829	13,377	74,368	116,506	27,037	1,541
5-8 " "	1,372,491	10,660	66,069	859,285	433,468	33,009
9-12 " "	1,013,173	1,820	12,040	260,651	657,826	80,836
13 years and over — années et plus	283,225	185	1,170	23,975	147,136	105,759
<b>Rural — Régions rurales</b>						
All years of schooling — Toutes années d'école	1,056,067	30,763	83,288	537,082	354,051	50,883
No schooling — Aucune année d'école	38,274	16,634	9,940	9,776	1,823	101
1-4 years — années	128,014	8,067	40,022	65,407	13,745	773
5-8 " "	601,296	5,312	29,430	384,487	166,635	15,432
9-12 " "	247,000	703	3,628	71,569	150,835	20,265
13 years and over — années et plus	41,483	47	268	5,843	21,013	14,312
<b>Urban — Régions urbaines</b>						
All years of schooling — Toutes années d'école	1,905,618	19,468	85,545	745,137	884,957	170,511
No schooling — Aucune année d'école	21,693	7,555	5,246	7,026	1,718	148
1-4 years — années	104,815	5,310	34,346	51,099	13,292	768
5-8 " "	771,195	5,348	36,639	474,798	236,833	17,577
9-12 " "	766,173	1,117	8,412	189,082	506,991	60,571
13 years and over — années et plus	241,742	138	902	23,132	126,123	91,447
<b>NEWFOUNDLAND</b>						
All years of schooling — Toutes années d'école	66,089	4,358	12,432	28,908	19,058	1,333
No schooling — Aucune année d'école	7,189	1,890	2,532	2,215	528	24
1-4 years — années	16,260	1,413	5,657	7,204	1,910	76
5-8 " "	26,653	894	3,591	15,052	6,907	209
9-12 " "	14,234	156	637	4,281	8,659	501
13 years and over — années et plus	1,753	5	15	156	1,054	523
<b>Rural — Régions rurales</b>						
All years of schooling — Toutes années d'école	37,970	3,353	8,791	17,277	8,109	440
No schooling — Aucune année d'école	5,467	1,548	1,971	1,564	371	13
1-4 years — années	11,561	1,109	4,110	5,036	1,249	57
5-8 " "	15,544	601	2,368	8,792	3,647	136
9-12 " "	4,939	92	333	1,812	2,572	130
13 years and over — années et plus	459	3	9	73	270	104
<b>Urban — Régions urbaines</b>						
All years of schooling — Toutes années d'école	28,119	1,005	3,641	11,631	10,949	893
No schooling — Aucune année d'école	1,722	342	561	651	157	11
1-4 years — années	4,699	304	1,547	2,168	661	19
5-8 " "	11,109	293	1,223	6,260	3,260	73
9-12 " "	9,295	64	304	2,469	6,087	371
13 years and over — années et plus	1,294	2	6	83	784	419
<b>PRINCE EDWARD ISLAND</b>						
All years of schooling — Toutes années d'école	18,504	46	594	7,828	9,326	710
No schooling — Aucune année d'école	135	8	38	68	21	—
1-4 years — années	1,152	16	233	672	227	4
5-8 " "	10,096	22	265	5,679	4,025	105
9-12 " "	6,236	—	55	1,358	4,534	289
13 years and over — années et plus	885	—	3	51	519	312
<b>Rural — Régions rurales</b>						
All years of schooling — Toutes années d'école	13,918	34	443	6,376	6,723	342
No schooling — Aucune année d'école	105	6	30	52	17	—
1-4 years — années	926	13	177	546	187	3
5-8 " "	8,412	15	195	4,760	3,358	84
9-12 " "	4,097	—	39	986	2,933	139
13 years and over — années et plus	378	—	2	32	228	116
<b>Urban — Régions urbaines</b>						
All years of schooling — Toutes années d'école	4,586	12	151	1,452	2,603	368
No schooling — Aucune année d'école	30	2	8	16	4	—
1-4 years — années	226	3	56	126	40	1
5-8 " "	1,684	7	70	919	667	21
9-12 " "	2,139	—	16	372	1,601	150
13 years and over — années et plus	507	—	1	19	291	196

1. Includes the Yukon and Northwest Territories. — Comprend le Yukon et les Territoires du Nord-Ouest.

TABLE 145. Normal families showing years of schooling of husband by years of schooling of wife, for Canada and the provinces, rural and urban, 1951 - Continued

TABLEAU 145. Familles normales et années d'école de l'époux selon les années d'école de l'épouse, Canada et provinces, régions rurales et urbaines, 1951 - suite

Years of schooling of husband Années d'école de l'époux	Total normal families Total, familles normales	Years of schooling of wife Années d'école de l'épouse				
		No schooling Aucune année d'école	1-4 years 1-4 années	5-8 years 5-8 années	9-12 years 9-12 années	13 years and over 13 années et plus
<b>NOVA SCOTIA</b>						
All years of schooling - Toutes années d'école	124,822	1,124	6,197	45,674	64,885	6,942
No schooling - Aucune année d'école	2,110	320	527	969	287	7
1-4 years - années	11,026	338	2,428	5,991	2,229	40
5-8 " "	55,253	372	2,653	27,923	23,555	750
9-12 " "	48,411	88	565	10,349	34,461	2,948
13 years and over - années et plus	8,022	6	24	442	4,353	3,197
<b>Rural - Régions rurales</b>						
All years of schooling - Toutes années d'école	56,913	565	3,311	22,460	28,701	1,876
No schooling - Aucune année d'école	1,201	161	306	565	166	3
1-4 years - années	6,531	188	1,423	3,494	1,400	26
5-8 " "	29,187	161	1,340	14,234	13,027	405
9-12 " "	18,420	33	234	4,050	13,183	920
13 years and over - années et plus	1,574	2	8	117	925	522
<b>Urban - Régions urbaines</b>						
All years of schooling - Toutes années d'école	67,909	559	2,886	23,214	36,184	5,066
No schooling - Aucune année d'école	909	159	221	404	121	4
1-4 years - années	4,495	150	1,005	2,497	829	14
5-8 " "	26,066	191	1,313	13,689	10,528	345
9-12 " "	29,991	55	331	6,289	21,278	2,028
13 years and over - années et plus	6,448	4	16	325	3,428	2,675
<b>NEW BRUNSWICK</b>						
All years of schooling - Toutes années d'école	99,154	2,163	8,903	45,390	39,017	3,681
No schooling - Aucune année d'école	4,147	916	1,406	1,572	243	10
1-4 years - années	13,796	684	4,122	7,413	1,532	45
5-8 " "	50,141	501	2,995	29,446	16,546	653
9-12 " "	26,318	57	365	6,586	17,828	1,482
13 years and over - années et plus	4,752	5	15	373	2,868	1,491
<b>Rural - Régions rurales</b>						
All years of schooling - Toutes années d'école	55,332	1,759	6,736	28,189	17,448	1,200
No schooling - Aucune année d'école	3,424	792	1,192	1,263	169	8
1-4 years - années	10,509	555	3,241	5,603	1,078	32
5-8 " "	30,750	381	2,098	18,396	9,467	408
9-12 " "	9,615	29	198	2,795	6,132	461
13 years and over - années et plus	1,034	2	7	132	602	291
<b>Urban - Régions urbaines</b>						
All years of schooling - Toutes années d'école	43,822	404	2,167	17,201	21,569	2,481
No schooling - Aucune année d'école	723	124	214	309	74	2
1-4 years - années	3,287	129	881	1,810	454	13
5-8 " "	19,391	120	897	11,050	7,079	245
9-12 " "	16,703	28	167	3,791	11,696	1,021
13 years and over - années et plus	3,718	3	8	241	2,266	1,200
<b>QUÉBEC</b>						
All years of schooling - Toutes années d'école	770,923	6,784	58,266	430,436	247,645	27,792
No schooling - Aucune année d'école	9,654	3,160	2,584	3,204	660	46
1-4 years - années	79,673	1,629	24,795	44,594	8,325	330
5-8 " "	410,208	1,650	25,552	293,711	85,800	3,495
9-12 " "	207,220	305	4,872	78,591	115,055	8,397
13 years and over - années et plus	64,168	40	463	10,336	37,805	15,524
<b>Rural - Régions rurales</b>						
All years of schooling - Toutes années d'école	230,617	3,135	21,105	151,406	51,537	3,434
No schooling - Aucune année d'école	5,028	1,985	1,318	1,487	243	15
1-4 years - années	36,471	606	11,092	21,227	3,430	118
5-8 " "	154,455	483	7,955	115,352	29,625	1,040
9-12 " "	29,051	55	685	12,104	15,154	1,053
13 years and over - années et plus	5,612	6	55	1,256	3,085	1,210
<b>Urban - Régions urbaines</b>						
All years of schooling - Toutes années d'école	540,306	3,649	37,161	279,030	196,108	24,358
No schooling - Aucune année d'école	4,626	1,175	1,266	1,737	417	31
1-4 years - années	43,202	1,023	13,703	23,367	4,895	214
5-8 " "	255,753	1,167	17,597	178,359	56,175	2,455
9-12 " "	178,189	250	4,187	66,487	99,901	7,344
13 years and over - années et plus	58,556	34	408	9,080	34,720	14,314

TABLE 145. Normal families showing years of schooling of husband by years of schooling of wife, for Canada and the provinces, rural and urban, 1951 - Continued

TABLEAU 145. Familles normales et années d'école de l'époux selon les années d'école de l'épouse, Canada et provinces, régions rurales et urbaines, 1951 - suite

Years of schooling of husband Années d'école de l'époux	Total normal families Total, familles normales	Years of schooling of wife Années d'école de l'épouse				
		No schooling Aucune année d'école	1-4 years 1-4 années	5-8 years 5-8 années	9-12 years 9-12 années	13 years and over 13 années et plus
<b>ONTARIO</b>						
All years of schooling - Toutes années d'école	1,053,408	11,261	35,436	429,436	461,356	115,919
No schooling - Aucune année d'école	13,132	5,191	2,877	4,051	917	96
1-4 years - années	47,447	2,708	15,746	22,832	5,636	525
5-8 " "	476,692	2,785	13,890	298,506	144,389	17,122
9-12 " "	383,844	506	2,557	92,457	248,441	39,883
13 years and over - années et plus	132,293	71	366	11,590	61,973	58,293
<b>Rural - Régions rurales</b>						
All years of schooling - Toutes années d'école	288,326	3,513	12,082	150,751	99,232	22,748
No schooling - Aucune année d'école	4,941	1,781	1,207	1,597	329	27
1-4 years - années	19,029	839	5,467	10,353	2,165	205
5-8 " "	174,606	766	4,676	114,514	47,222	7,428
9-12 " "	73,212	117	673	22,143	41,984	8,295
13 years and over - années et plus	16,538	10	59	2,144	7,532	6,793
<b>Urban - Régions urbaines</b>						
All years of schooling - Toutes années d'école	765,082	7,748	23,354	278,685	362,124	93,171
No schooling - Aucune année d'école	8,191	3,410	1,670	2,454	588	69
1-4 years - années	28,418	1,869	10,279	12,479	3,471	320
5-8 " "	302,086	2,019	9,214	183,992	97,167	9,694
9-12 " "	310,632	389	1,884	70,314	206,457	31,588
13 years and over - années et plus	115,755	61	307	9,446	54,441	51,500
<b>MANITOBA</b>						
All years of schooling - Toutes années d'école	172,140	6,483	13,229	66,122	77,257	9,049
No schooling - Aucune année d'école	6,258	3,188	1,645	1,216	198	11
1-4 years - années	16,881	1,872	6,178	7,152	1,607	72
5-8 " "	73,093	1,222	4,572	42,164	23,801	1,334
9-12 " "	63,739	182	755	14,422	44,717	3,663
13 years and over - années et plus	12,169	19	79	1,168	6,934	3,969
<b>Rural - Régions rurales</b>						
All years of schooling - Toutes années d'école	68,922	4,062	7,329	32,147	23,015	2,369
No schooling - Aucune année d'école	4,166	2,207	1,113	739	102	5
1-4 years - années	9,880	1,119	3,561	4,330	819	51
5-8 " "	36,716	646	2,356	22,190	10,798	726
9-12 " "	16,274	86	274	4,564	10,296	1,054
13 years and over - années et plus	1,886	4	25	324	1,000	533
<b>Urban - Régions urbaines</b>						
All years of schooling - Toutes années d'école	103,218	2,421	5,900	33,975	54,242	6,680
No schooling - Aucune année d'école	2,092	981	532	477	96	6
1-4 years - années	7,001	753	2,617	2,822	788	21
5-8 " "	36,377	576	2,216	19,974	13,003	608
9-12 " "	47,465	96	481	9,858	34,421	2,609
13 years and over - années et plus	10,283	15	54	844	5,934	3,436
<b>SASKATCHEWAN</b>						
All years of schooling - Toutes années d'école	177,988	6,581	13,460	75,401	70,432	12,114
No schooling - Aucune année d'école	6,521	3,248	1,581	1,458	218	16
1-4 years - années	18,928	1,877	6,214	8,914	1,784	139
5-8 " "	86,730	1,266	4,916	50,299	27,428	2,821
9-12 " "	54,811	177	692	13,493	35,230	5,219
13 years and over - années et plus	10,998	13	57	1,237	5,772	3,919
<b>Rural - Régions rurales</b>						
All years of schooling - Toutes années d'école	120,753	5,480	10,772	56,376	41,805	6,320
No schooling - Aucune année d'école	5,439	2,777	1,324	1,161	167	10
1-4 years - années	15,531	1,576	5,094	7,368	1,387	106
5-8 " "	64,977	994	3,834	38,565	19,465	2,119
9-12 " "	30,836	125	478	8,641	18,720	2,872
13 years and over - années et plus	3,970	8	42	641	2,066	1,213
<b>Urban - Régions urbaines</b>						
All years of schooling - Toutes années d'école	57,235	1,101	2,688	19,025	28,627	5,794
No schooling - Aucune année d'école	1,082	471	257	297	51	6
1-4 years - années	3,397	301	1,120	1,546	397	33
5-8 " "	21,753	272	1,082	11,734	7,963	702
9-12 " "	23,975	52	214	4,852	16,510	2,347
13 years and over - années et plus	7,028	5	15	596	3,706	2,706

TABLE 145. Normal families showing years of schooling of husband by years of schooling of wife, for Canada and the provinces, rural and urban, 1951 - Concluded

TABLEAU 145. Familles normales et années d'école de l'époux selon les années d'école de l'épouse, Canada et provinces, régions rurales et urbaines, 1951 - fin

Years of schooling of husband Années d'école de l'époux	Total normal families Total, familles normales	Years of schooling of wife Années d'école de l'épouse				
		No schooling Aucune année d'école	1-4 years 1-4 années	5-8 years 5-8 années	9-12 years 9-12 années	13 years and over 13 années et plus
<b>ALBERTA</b>						
All years of schooling - Toutes années d'école	203,278	5,417	11,351	70,351	99,233	16,926
No schooling - Aucune année d'école	5,100	2,327	1,289	1,235	232	17
1-4 years - années	15,597	1,723	5,187	6,705	1,855	127
5-8 " "	83,765	1,188	4,099	45,058	30,592	2,830
9-12 " "	81,513	167	711	16,026	57,250	7,359
13 years and over - années et plus	17,303	12	65	1,329	9,304	6,593
<b>Rural - Régions rurales</b>						
All years of schooling - Toutes années d'école	99,226	4,276	7,961	41,808	39,406	5,775
No schooling - Aucune année d'école	4,068	1,975	1,016	909	155	13
1-4 years - années	11,219	1,354	3,756	4,851	1,163	95
5-8 " "	49,899	842	2,780	28,020	16,599	1,658
9-12 " "	30,147	97	381	7,531	19,431	2,707
13 years and over - années et plus	3,893	8	28	497	2,058	1,302
<b>Urban - Régions urbaines</b>						
All years of schooling - Toutes années d'école	104,052	1,141	3,390	28,543	59,827	11,151
No schooling - Aucune année d'école	1,032	352	273	326	77	4
1-4 years - années	4,378	369	1,431	1,854	692	32
5-8 " "	33,866	346	1,319	17,036	13,993	1,172
9-12 " "	51,366	70	330	8,495	37,819	4,652
13 years and over - années et plus	13,410	4	37	832	7,246	5,291
<b>BRITISH COLUMBIA</b>						
All years of schooling - Toutes années d'école	271,061	4,148	8,621	82,153	149,491	26,648
No schooling - Aucune année d'école	3,935	2,258	635	787	234	21
1-4 years - années	11,719	997	3,641	4,985	1,914	182
5-8 " "	99,189	713	3,456	51,207	40,161	3,652
9-12 " "	125,671	167	808	22,901	90,813	10,982
13 years and over - années et plus	30,547	13	81	2,273	16,369	11,811
<b>Rural - Régions rurales</b>						
All years of schooling - Toutes années d'école	80,774	2,785	4,459	29,994	37,310	6,226
No schooling - Aucune année d'école	2,712	1,767	398	439	102	6
1-4 years - années	6,047	598	1,942	2,569	856	82
5-8 " "	36,354	360	1,766	19,534	13,288	1,406
9-12 " "	29,714	57	321	6,836	19,929	2,571
13 years and over - années et plus	5,947	3	32	616	3,135	2,161
<b>Urban - Régions urbaines</b>						
All years of schooling - Toutes années d'école	190,287	1,363	4,162	52,159	112,181	20,422
No schooling - Aucune année d'école	1,223	491	237	348	132	15
1-4 years - années	5,672	399	1,699	2,416	1,058	100
5-8 " "	62,835	353	1,690	31,673	28,873	2,246
9-12 " "	95,957	110	487	16,065	70,884	8,411
13 years and over - années et plus	24,600	10	49	1,657	13,234	9,650

**APPENDIX A**  
**REFERENCE MAPS**



**APPENDICE A**  
**CARTES DE RÉFÉRENCE**

## APPENDIX A - REFERENCE MAPS

## Counties and census divisions

To provide a means of presenting statistical data for permanent areas within a province, counties and census divisions are used in compiling many of the results of the census. Since electoral districts are subject to change after each census, areas with fixed boundaries are used as a basis for compilation of the census to permit comparisons of data with other census years for areas smaller than a province.

In the eastern provinces of Prince Edward Island, Nova Scotia, New Brunswick, Quebec and Ontario, counties are used for this purpose. The four western provinces and Newfoundland, where there are no fixed political divisions corresponding to counties, have been divided for statistical purposes into census divisions. These census divisions have been so laid out that as population increases, they may be subdivided without destroying the means of comparing the variations in population, housing, agriculture, etc., disclosed by succeeding censuses.

There have been no changes in the county or census division boundaries of the majority of provinces since the census divisions of the western provinces were first established at the time of the 1921 Census. In the Province of Quebec, however, a number of "municipal" counties have been created which subdivide some of the original or "census" counties. These new counties are indicated as subheadings of the original counties on the provincial map shown for Quebec.

In the Province of Ontario, in addition to the 43 census counties in the southern parts of the Province, there are 11 territorial districts in northern Ontario which for census purposes are shown as counties. These districts are indicated in the legend of the index map for Ontario shown on a later page. Whereas in the Province of Quebec certain counties have been subdivided for municipal purposes, the reverse has occurred in Ontario where a number of counties have been united for this reason (e.g., the county of Durham and Northumberland). These differences from "census" counties are also indicated in the legend of the map for Ontario.

## Census Metropolitan Areas

A number of tables in Volume III show data for census metropolitan areas and their component parts. As a guide to the locations of the satellite communities in relation to the central city, a set of reference maps for these census metropolitan areas follows the provincial series shown in the following pages of this Appendix.

It should be noted that these maps are not drawn to a uniform scale, and the precise boundaries in cases where only parts of municipalities are included in the metropolitan areas cannot always be discerned. Used in conjunction with detailed topographical maps, however, the exact parts included can usually be determined.

Although the cities of Regina and Saskatoon in the Province of Saskatchewan, are sufficiently large to be classed with other metropolitan area cities, these centres do not have substantial built-up urbanized fringe areas as in the case of the cities included as census metropolitan areas.

## APPENDICE A - CARTES DE RÉFÉRENCE

## Comtés et divisions de recensement

Pour présenter des données statistiques à l'égard des régions permanentes d'une province, on se sert des comtés et des divisions de recensement dans la préparation d'un grand nombre de résultats du recensement. Comme les circonscriptions électorales sont sujettes à être modifiées après chaque recensement, on prend comme base des régions à limites constantes, afin de permettre des comparaisons des données avec les autres recensements, dans le cas des régions moins étendues qu'une province.

Dans les provinces de l'Est, l'île du Prince-Édouard, la Nouvelle-Écosse, le Nouveau-Brunswick, le Québec et l'Ontario, les comtés sont utilisés à cette fin. Les quatre provinces de l'Ouest et Terre-Neuve, ne possédant pas de divisions politiques déterminées qui correspondent aux comtés, ont été divisées aux fins de statistique en divisions de recensement. Ces divisions de recensement ont été établies de façon telle qu'à mesure que la population augmentera, elles pourront être subdivisées sans que soient détruits les moyens de comparaison des variations de population, logement, agriculture, etc., révélées par les recensements subséquents.

Il n'y a eu aucun changement aux limites des comtés ou divisions de recensement de la majorité des provinces depuis que les divisions de recensement des provinces de l'Ouest ont été établies à l'époque du recensement de 1921. Dans la province de Québec, toutefois, on a créé un certain nombre de comtés "municipaux" qui subdivisent quelques-uns des comtés initiaux ou de "recensement". Ces nouveaux comtés sont indiqués comme sous-titres des comtés antérieurs sur la carte provinciale du Québec.

La province d'Ontario compte, en plus des 43 comtés de recensement du sud de la province, 11 districts territoriaux du nord qui, aux fins du recensement, sont désignés comme comtés. Ces districts sont indiqués dans la légende de la carte indicatrice de l'Ontario qui paraît plus loin. Tandis que dans la province de Québec, certains comtés ont été subdivisés à des fins municipales, le contraire s'est produit dans l'Ontario, où un certain nombre de comtés ont été réunis pour la même raison (ex.: les comtés de Durham et Northumberland). Ces différences dans les comtés de "recensement" sont également indiquées dans la légende de la carte d'Ontario.

## Zones métropolitaines de recensement

Un certain nombre de tableaux du volume III donnent des chiffres sur les zones métropolitaines de recensement et leurs parties constituantes. Comme indication de l'emplacement des collectivités satellites par rapport à la cité centrale, il existe une série de cartes de référence, pour ces zones métropolitaines de recensement, qui paraît à la suite des cartes provinciales des pages suivantes du présent appendice.

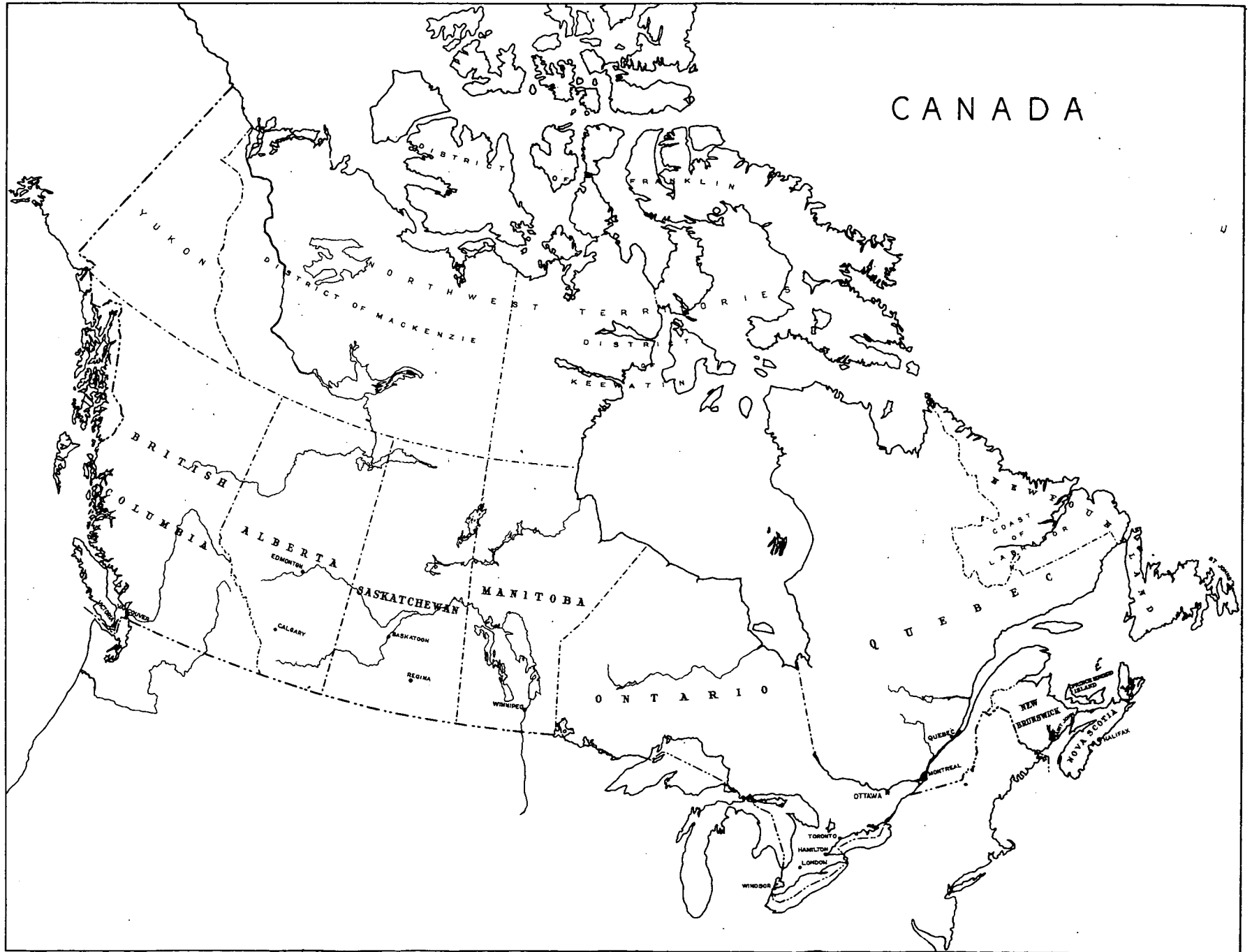
Il est à remarquer que ces cartes ne sont pas tracées suivant une échelle uniforme et qu'il n'est pas toujours possible de discerner les limites précises dans le cas où des parties de municipalités seulement sont comprises dans les zones métropolitaines. À l'aide, cependant, de cartes topographiques détaillées, on peut d'ordinaire déterminer les parties exactes qui sont comprises.

Bien que les villes de Regina et Saskatoon en Saskatchewan soient suffisamment importantes pour être classées avec d'autres villes de zones métropolitaines, ces centres ne possèdent pas de grandes agglomérations de banlieue urbanisées comme il arrive dans le cas des cités appelées zones métropolitaines de recensement.

**PROVINCIAL MAPS**

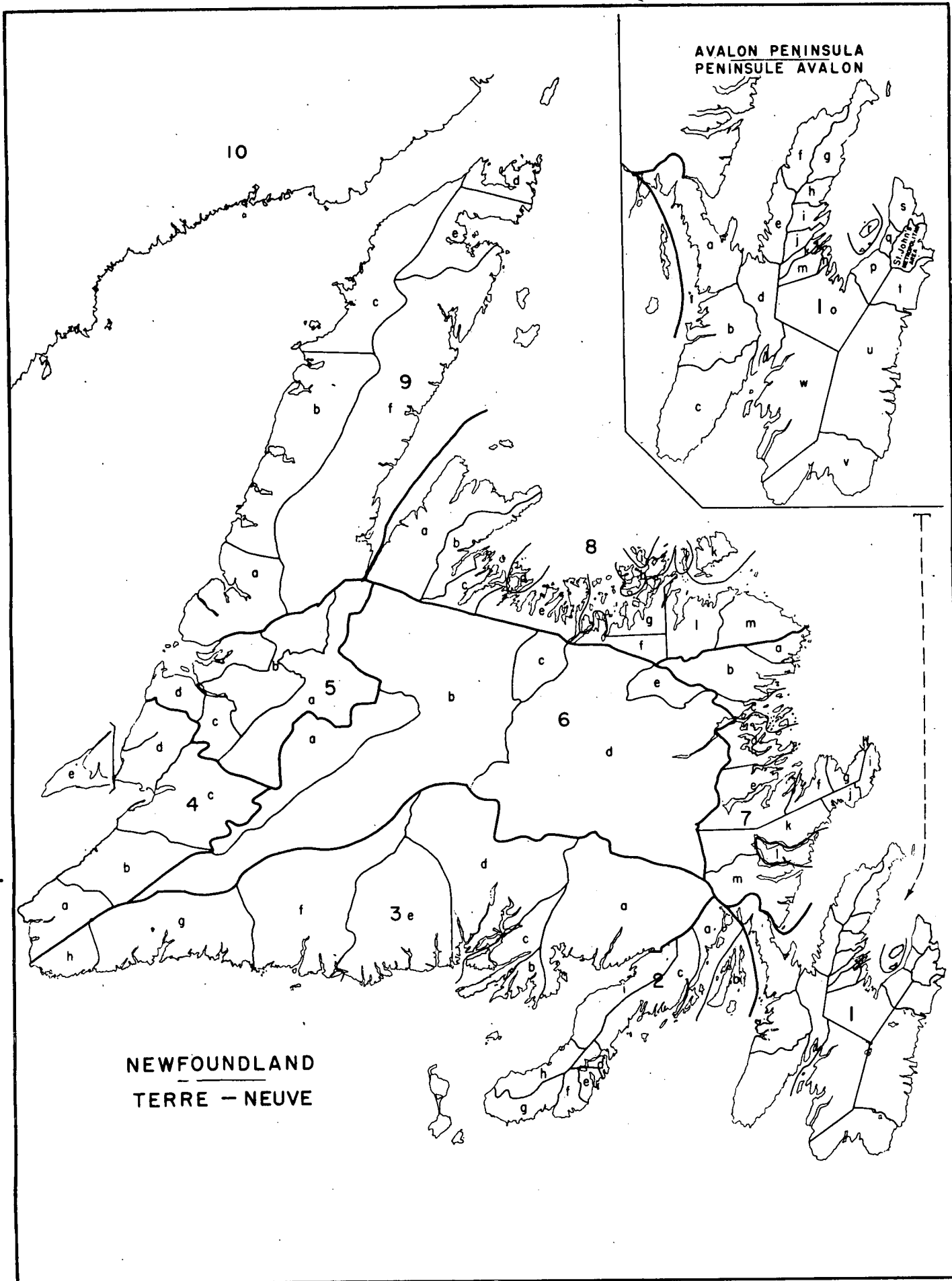
---

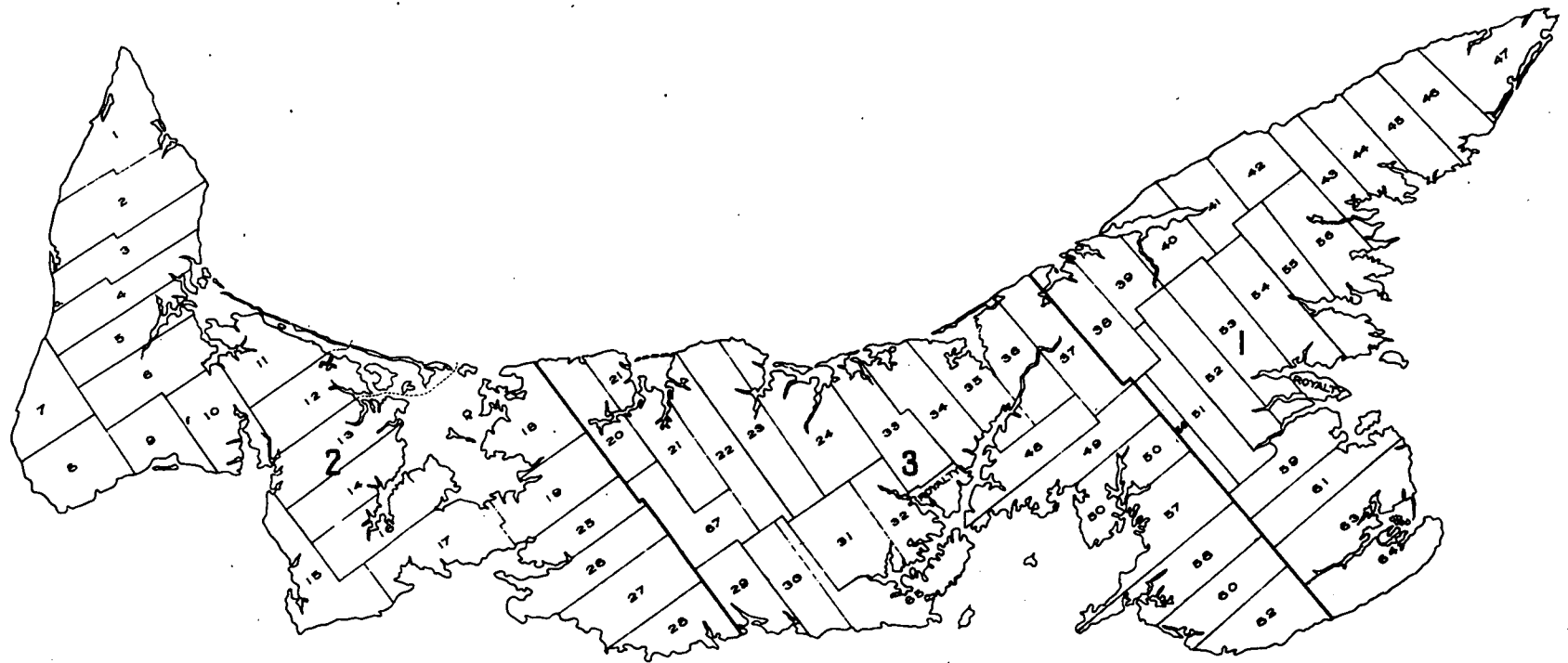
**CARTES PROVINCIALES**



CANADA

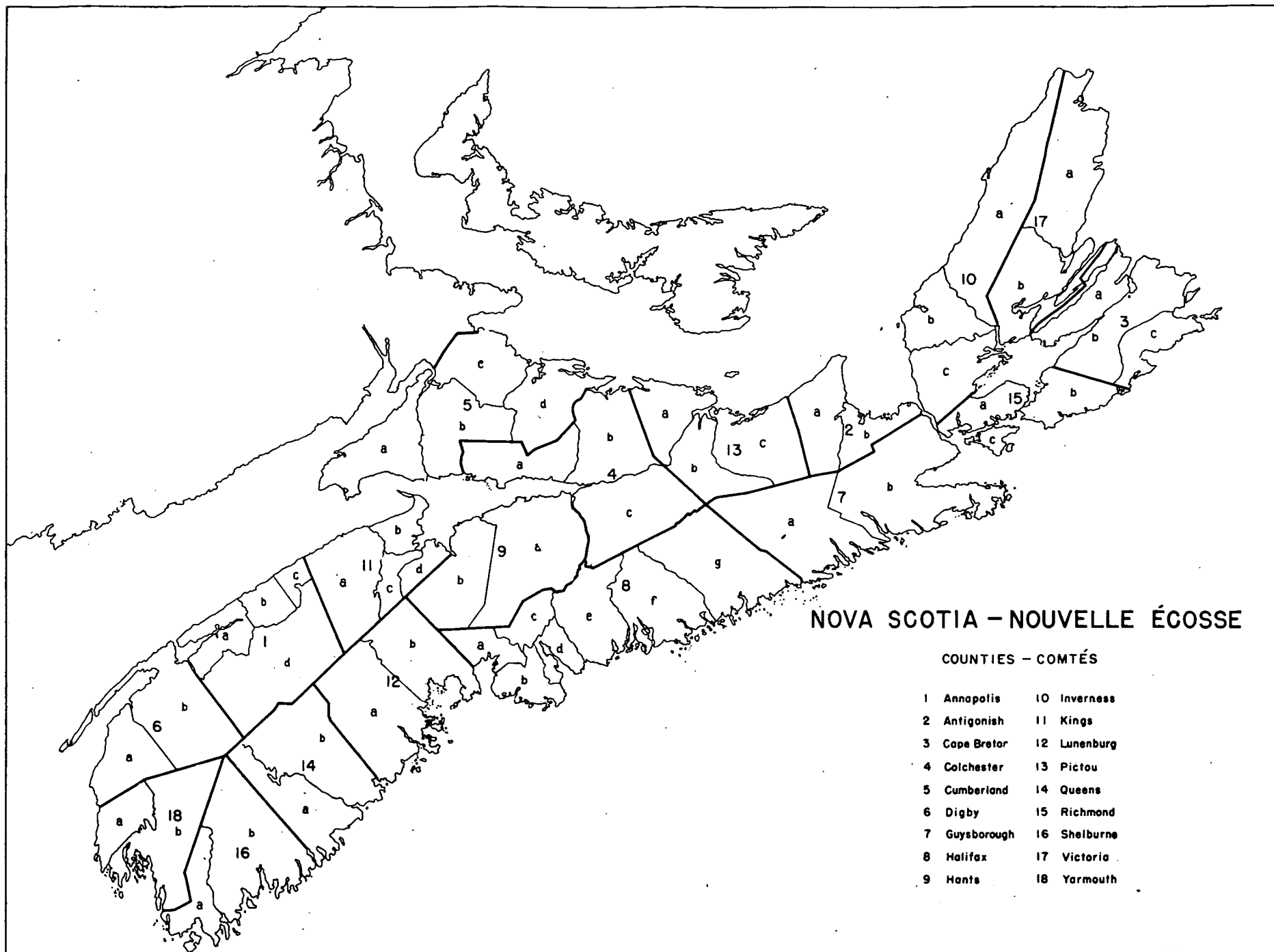


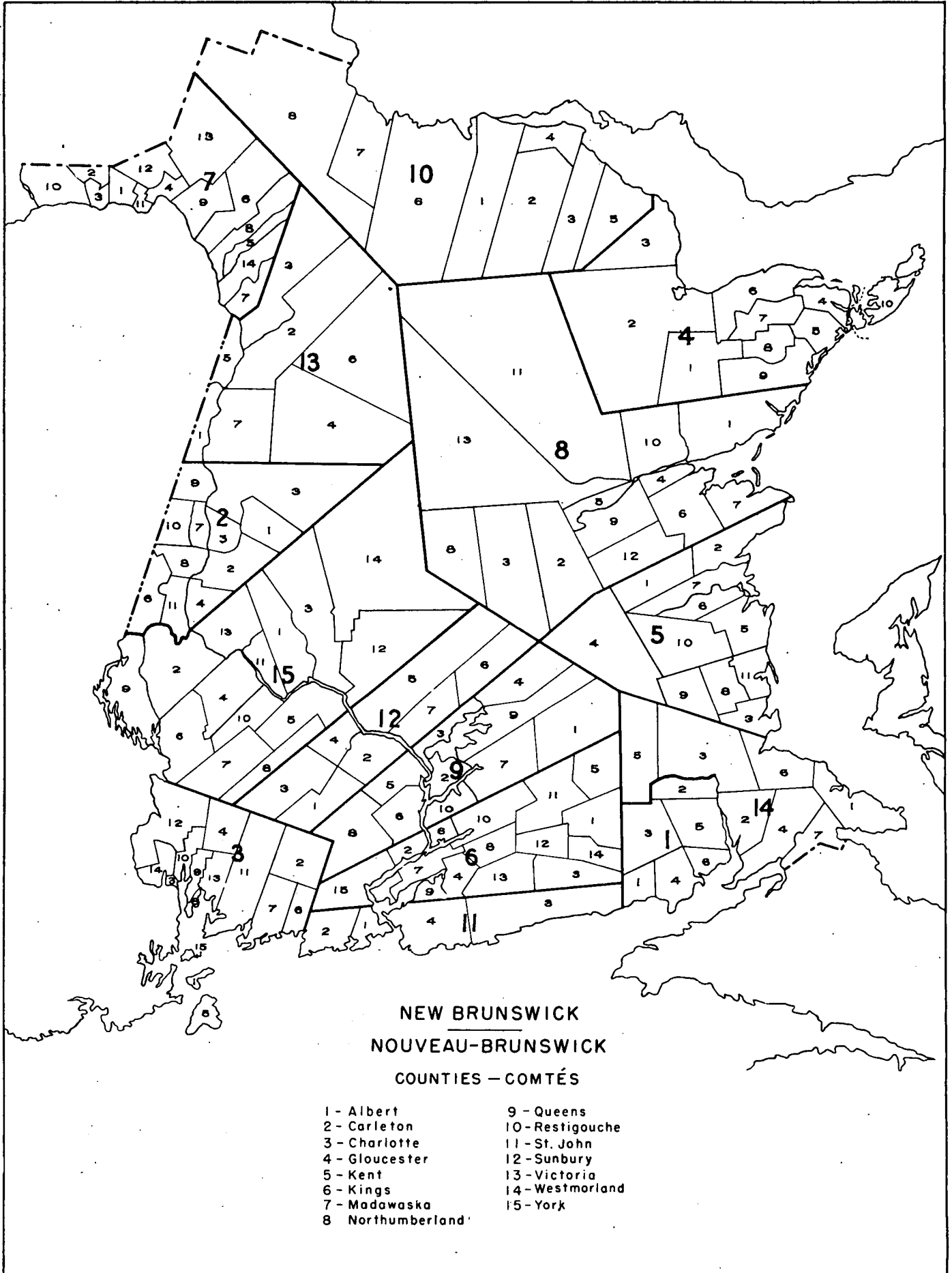


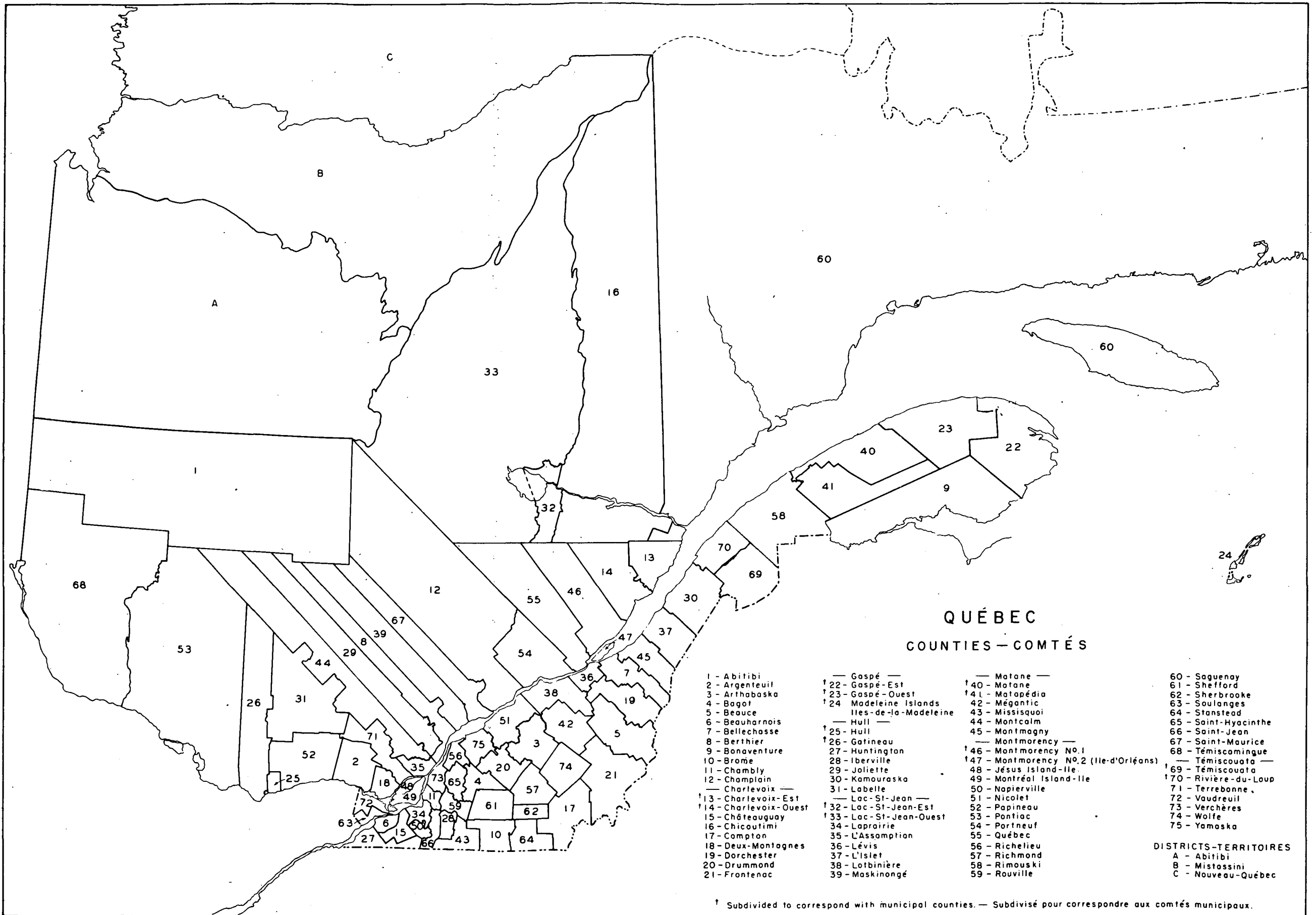


PRINCE EDWARD ISLAND  
 ÎLE DU PRINCE-ÉDOUARD

- COUNTIES  
 COMTÉS
- 1 - Kings
  - 2 - Prince
  - 3 - Queens





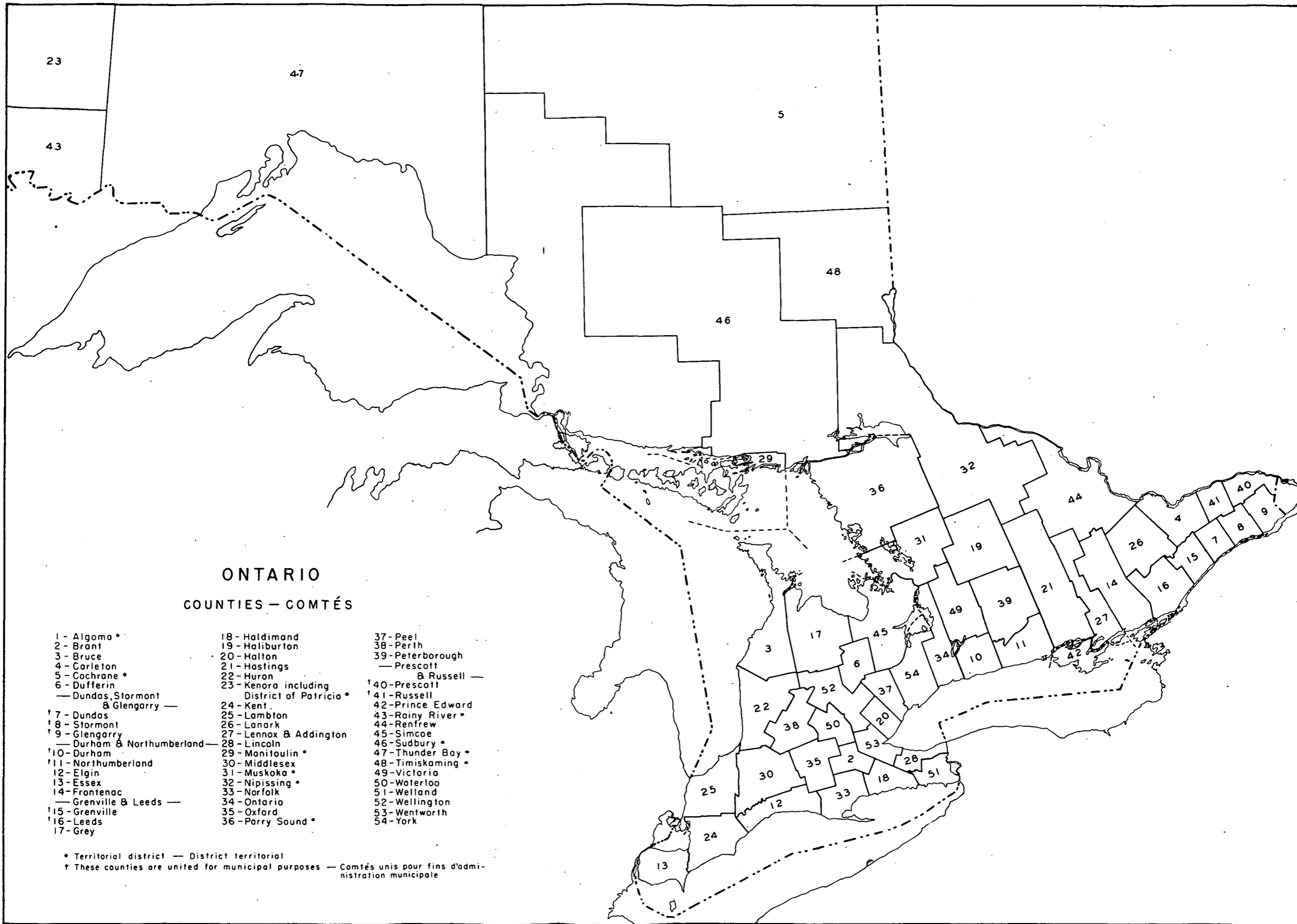


QUÉBEC  
COUNTIES — COMTÉS

- |                           |                          |  |                               |
|---------------------------|--------------------------|--|-------------------------------|
| 1 - Abitibi               | — Gaspé —                | — Matane —                               | 60 - Saguenay                 |
| 2 - Argenteuil            | † 22 - Gaspé - Est       | † 40 - Matane                            | 61 - Shefford                 |
| 3 - Arthabaska            | † 23 - Gaspé - Ouest     | † 41 - Matapédia                         | 62 - Sherbrooke               |
| 4 - Bagot                 | † 24 - Madeleine Islands | 42 - Mégantic                            | 63 - Soulanges                |
| 5 - Beauce                | — Iles-de-la-Madeleine   | 43 - Missisquoi                          | 64 - Stanstead                |
| 6 - Beauharnois           | — Hull —                 | 44 - Montcalm                            | 65 - Saint-Hyacinthe          |
| 7 - Bellechasse           | † 25 - Hull              | 45 - Montmagny                           | 66 - Saint-Jean               |
| 8 - Berthier              | † 26 - Gatineau          | — Montmorency —                          | 67 - Saint-Maurice            |
| 9 - Bonaventure           | 27 - Huntington          | † 46 - Montmorency No. 1                 | 68 - Saint-Jean-de-la-Rivière |
| 10 - Brome                | 28 - Iberville           | † 47 - Montmorency No. 2 (Île-d'Orléans) | 69 - Témiscouata              |
| 11 - Chambly              | 29 - Joliette            | 48 - Jésus Island-Île                    | † 70 - Rivière-du-Loup        |
| 12 - Champlain            | 30 - Kamouraska          | 49 - Montréal Island-Île                 | 71 - Terrebonne               |
| — Charlevoix —            | 31 - Labelle             | 50 - Napierville                         | 72 - Vaudreuil                |
| † 13 - Charlevoix - Est   | — Lac-St-Jean —          | 51 - Nicolet                             | 73 - Verchères                |
| † 14 - Charlevoix - Ouest | † 32 - Lac-St-Jean-Est   | 52 - Papineau                            | 74 - Wolfe                    |
| 15 - Châteauguay          | 33 - Lac-St-Jean-Ouest   | 53 - Pontiac                             | 75 - Yamaska                  |
| 16 - Chicoutimi           | 34 - Laprairie           | 54 - Portneuf                            |                               |
| 17 - Compton              | 35 - L'Assomption        | 55 - Québec                              |                               |
| 18 - Deux-Montagnes       | 36 - Lévis               | 56 - Richelieu                           |                               |
| 19 - Dorchester           | 37 - L'Islet             | 57 - Richmond                            |                               |
| 20 - Drummond             | 38 - Lotbinière          | 58 - Rimouski                            |                               |
| 21 - Frontenac            | 39 - Maskinongé          | 59 - Rouville                            |                               |

- DISTRICTS-TERRITOIRES  
A - Abitibi  
B - Mistassini  
C - Nouveau-Québec

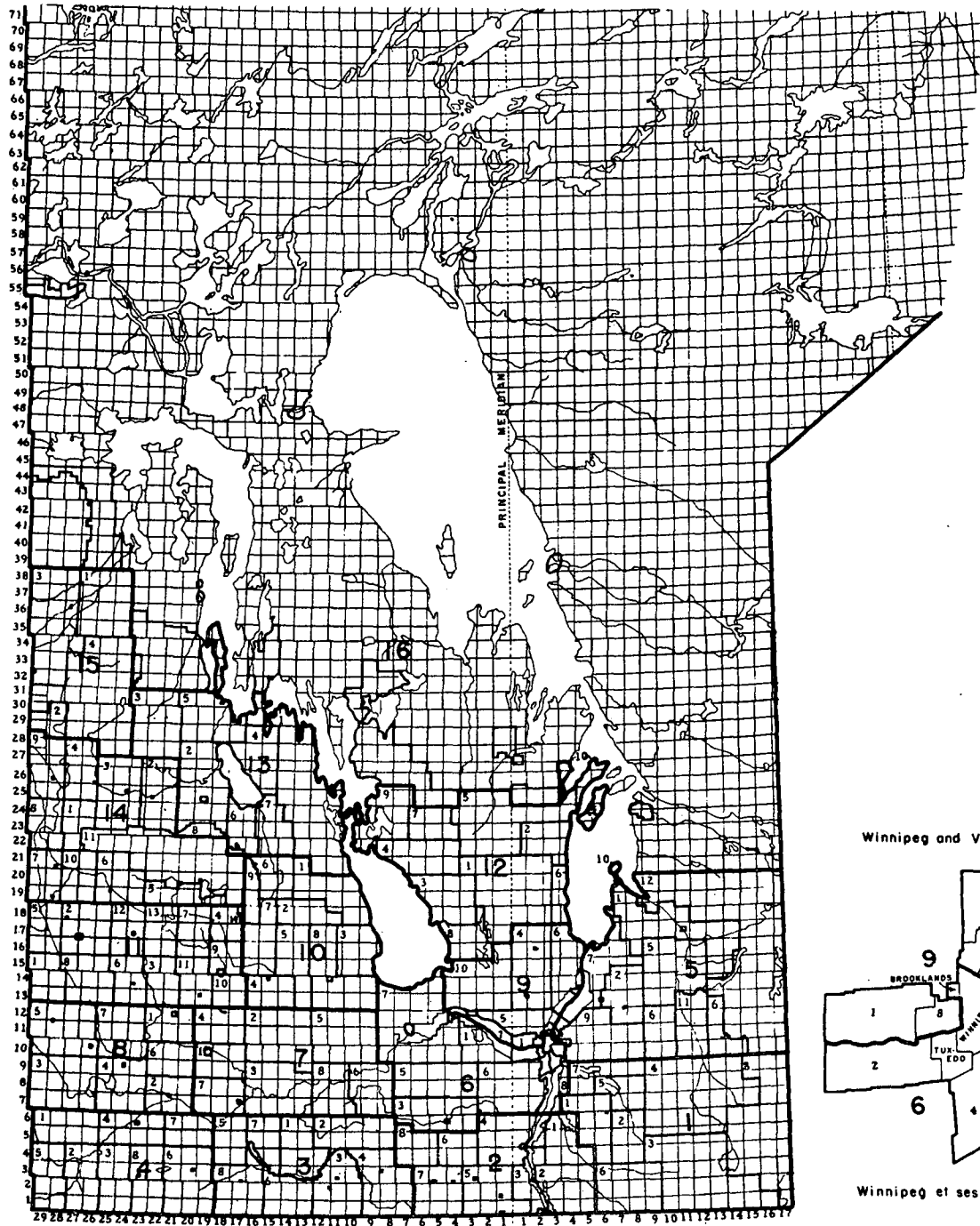
† Subdivided to correspond with municipal counties. — Subdivisé pour correspondre aux comtés municipaux.



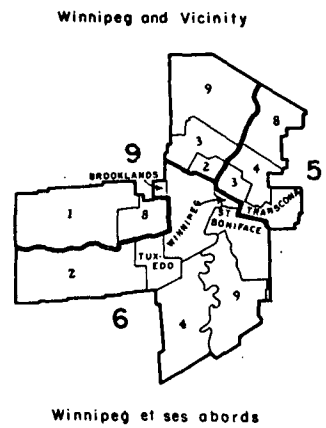
ONTARIO  
COUNTIES — COMTÉS

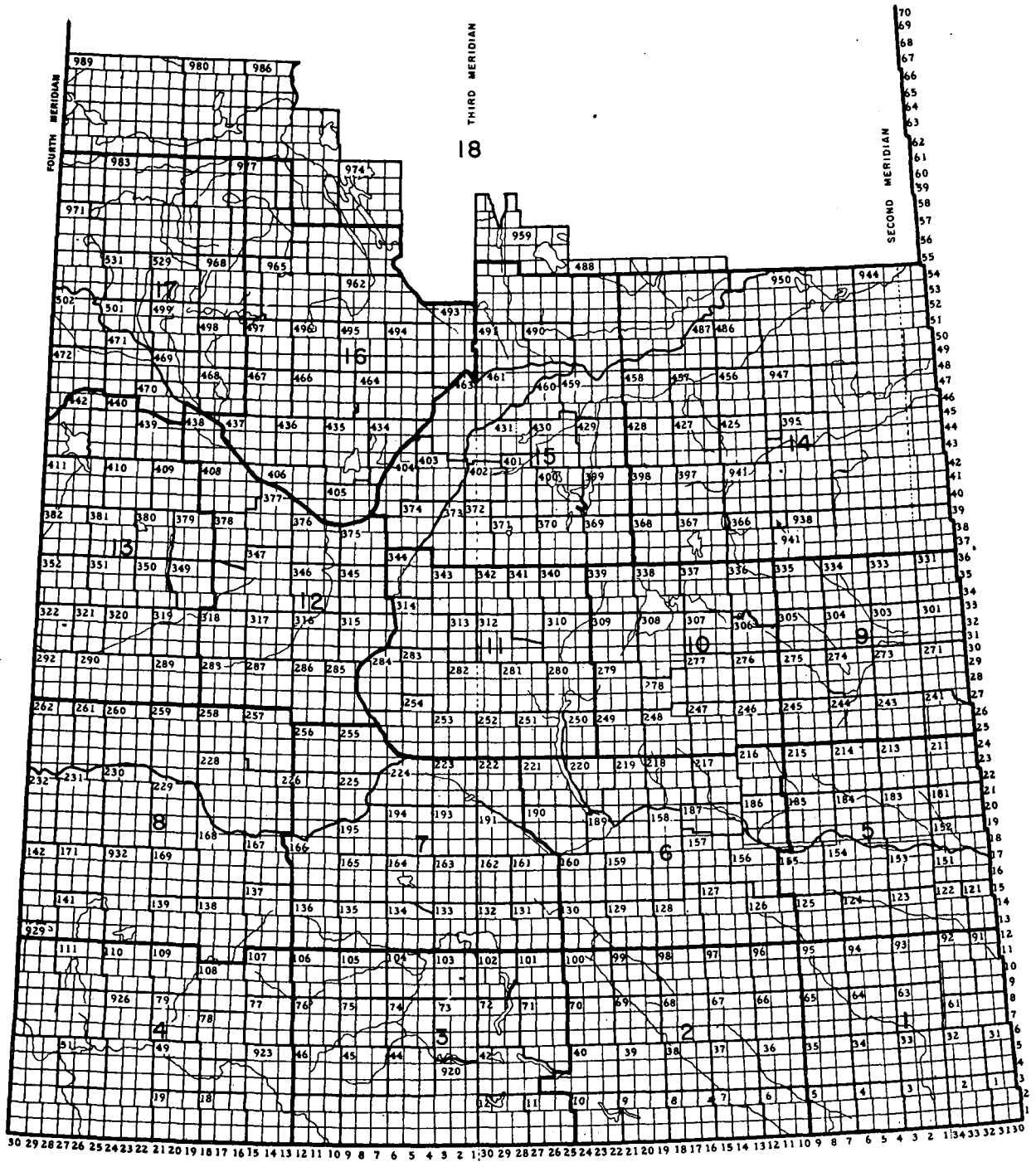
- |                             |                         |                     |
|-----------------------------|-------------------------|---------------------|
| 1 - Algoma *                | 18 - Haldimand          | 37 - Peel           |
| 2 - Brant                   | 19 - Haliburton         | 38 - Perth          |
| 3 - Bruce                   | 20 - Halton             | 39 - Peterborough * |
| 4 - Carleton                | 21 - Hastings           | — Prescott          |
| 5 - Cochrane *              | 22 - Huron              | — & Russell —       |
| 6 - Dufferin                | 23 - Kenora including   | 40 - Prescott       |
| — Dundas, Stormont          | District of Patricia *  | 41 - Russell        |
| & Glengarry —               | 24 - Kent               | 42 - Prince Edward  |
| † 7 - Dundas                | 25 - Lambton            | 43 - Rainy River *  |
| † 8 - Stormont              | 26 - Lanark             | 44 - Renfrew        |
| † 9 - Glengarry             | 27 - Lennox & Addington | 45 - Simcoe         |
| — Durham & Northumberland — | 28 - Lincoln            | 46 - Sudbury *      |
| † 10 - Durham               | 29 - Manitoulin *       | 47 - Thunder Bay *  |
| † 11 - Northumberland       | 30 - Middlesex          | 48 - Timiskaming *  |
| † 12 - Elgin                | 31 - Muskoka *          | 49 - Victoria       |
| † 13 - Essex                | 32 - Nipissing *        | 50 - Waterloo       |
| † 14 - Frontenac            | 33 - Norfolk            | 51 - Welland        |
| — Grenville & Leeds —       | 34 - Ontario            | 52 - Wellington     |
| † 15 - Grenville            | 35 - Oxford             | 53 - Wentworth      |
| † 16 - Leeds                | 36 - Parry Sound *      | 54 - York           |
| † 17 - Grey                 |                         |                     |

\* Territorial district — District territorial  
 † These counties are united for municipal purposes — Comtés unis pour fins d'administration municipale



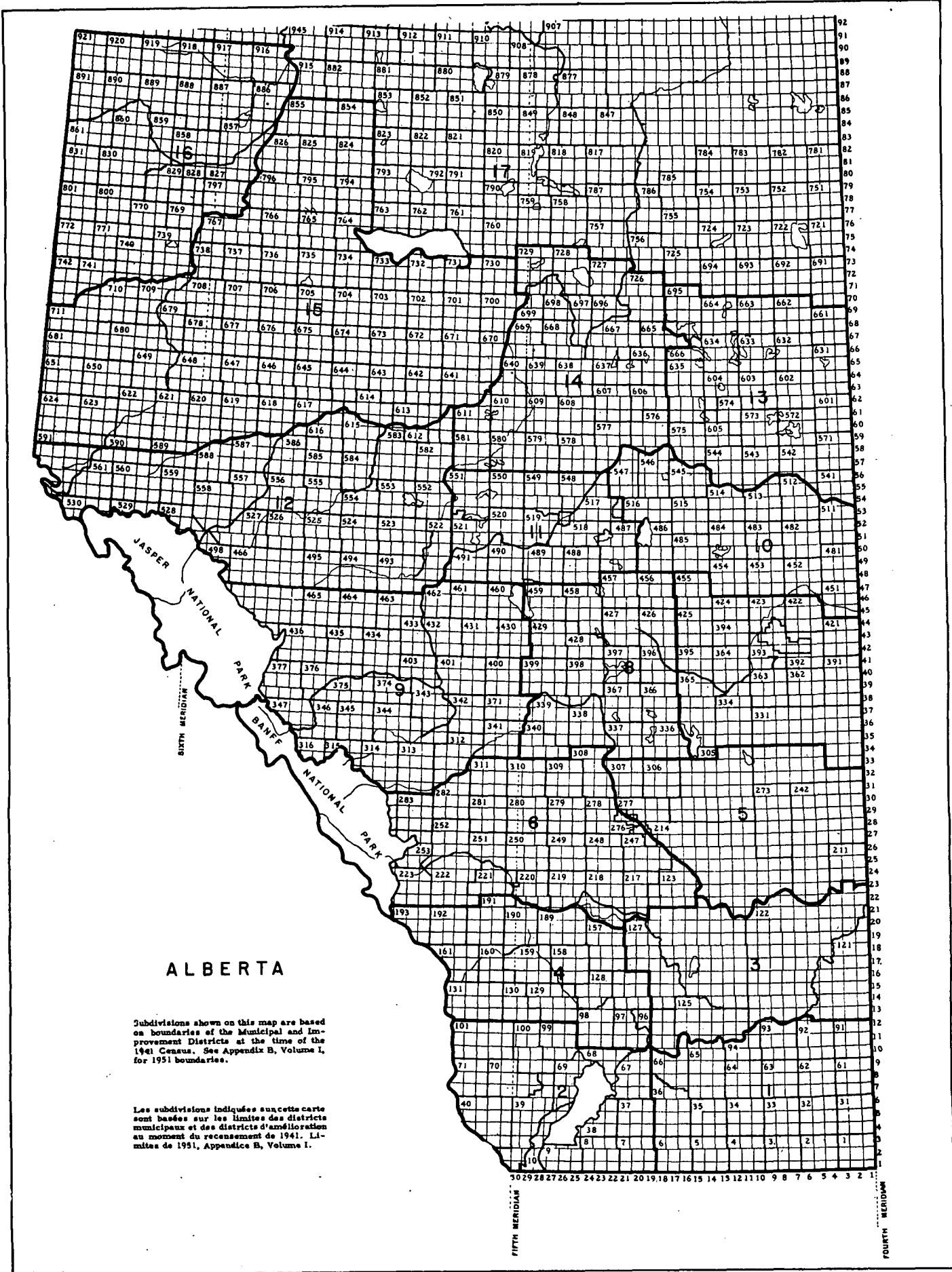
MANITOBA





SASKATCHEWAN

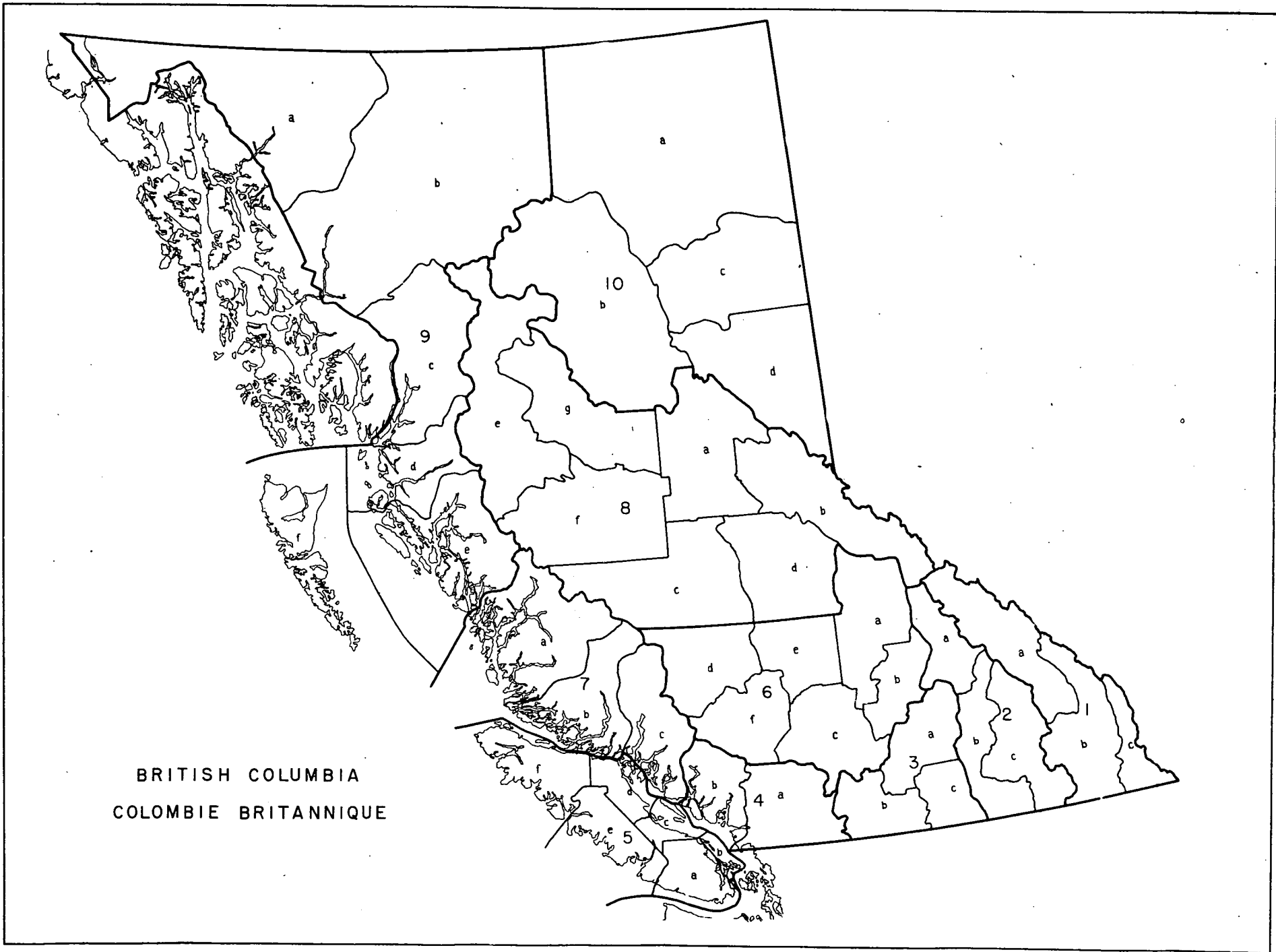




ALBERTA

Subdivisions shown on this map are based on boundaries of the Municipal and Improvement Districts at the time of the 1941 Census. See Appendix B, Volume I, for 1951 boundaries.

Les subdivisions indiquées sur cette carte sont basées sur les limites des districts municipaux et des districts d'amélioration au moment du recensement de 1941. Limites de 1951, Appendice B, Volume I.

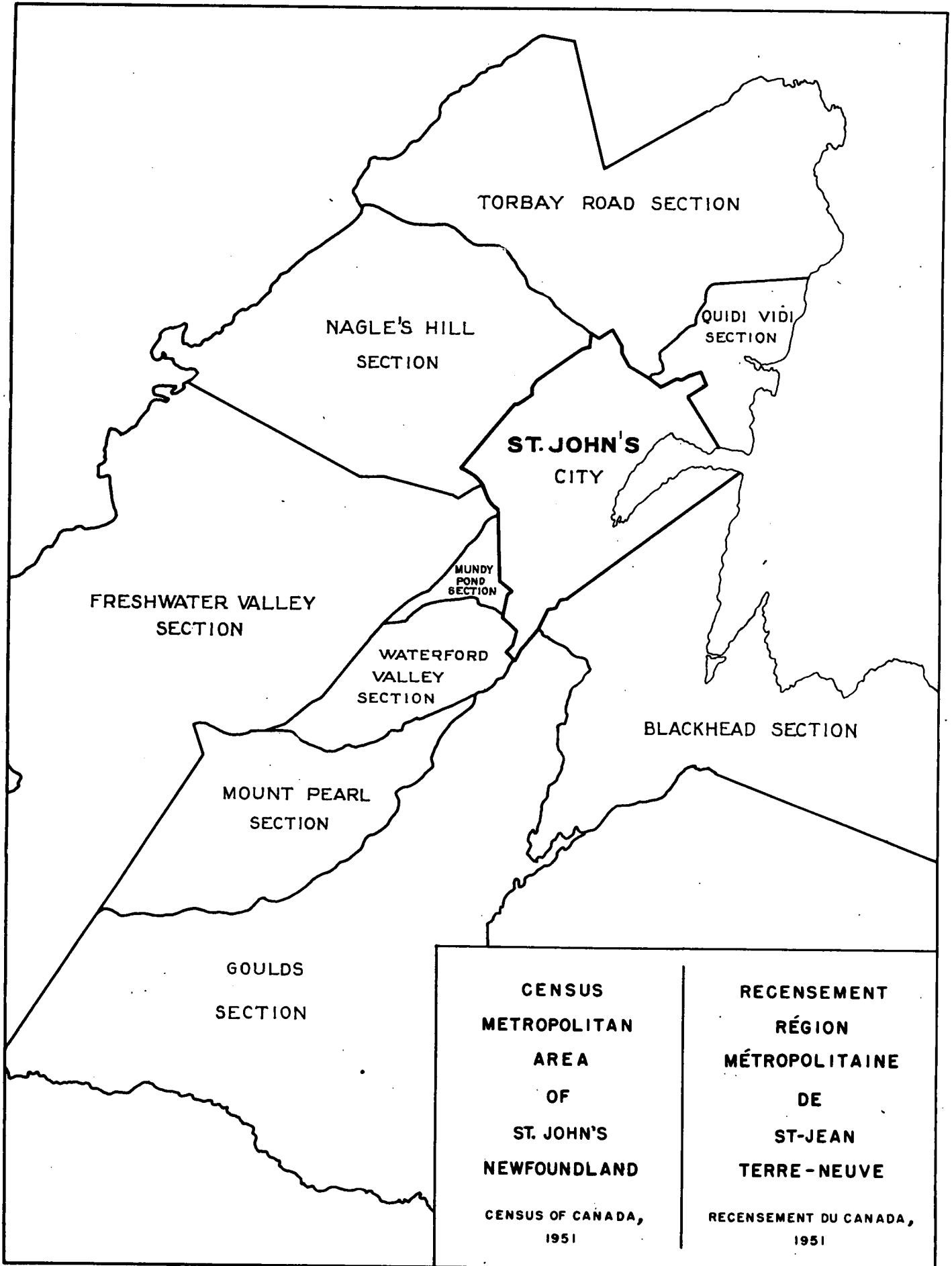


BRITISH COLUMBIA  
COLOMBIE BRITANNIQUE

**MAPS OF CENSUS METROPOLITAN AREAS**

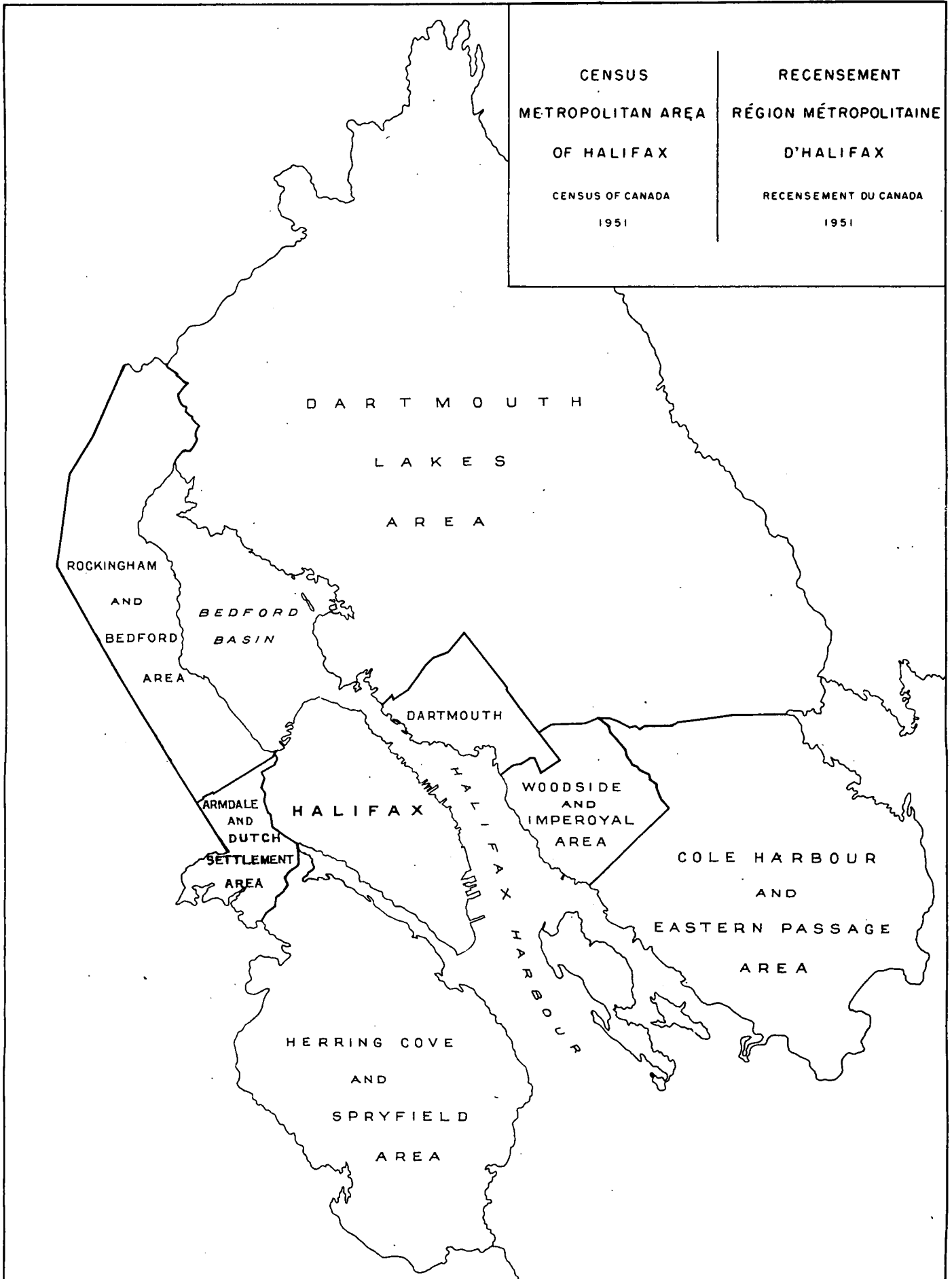


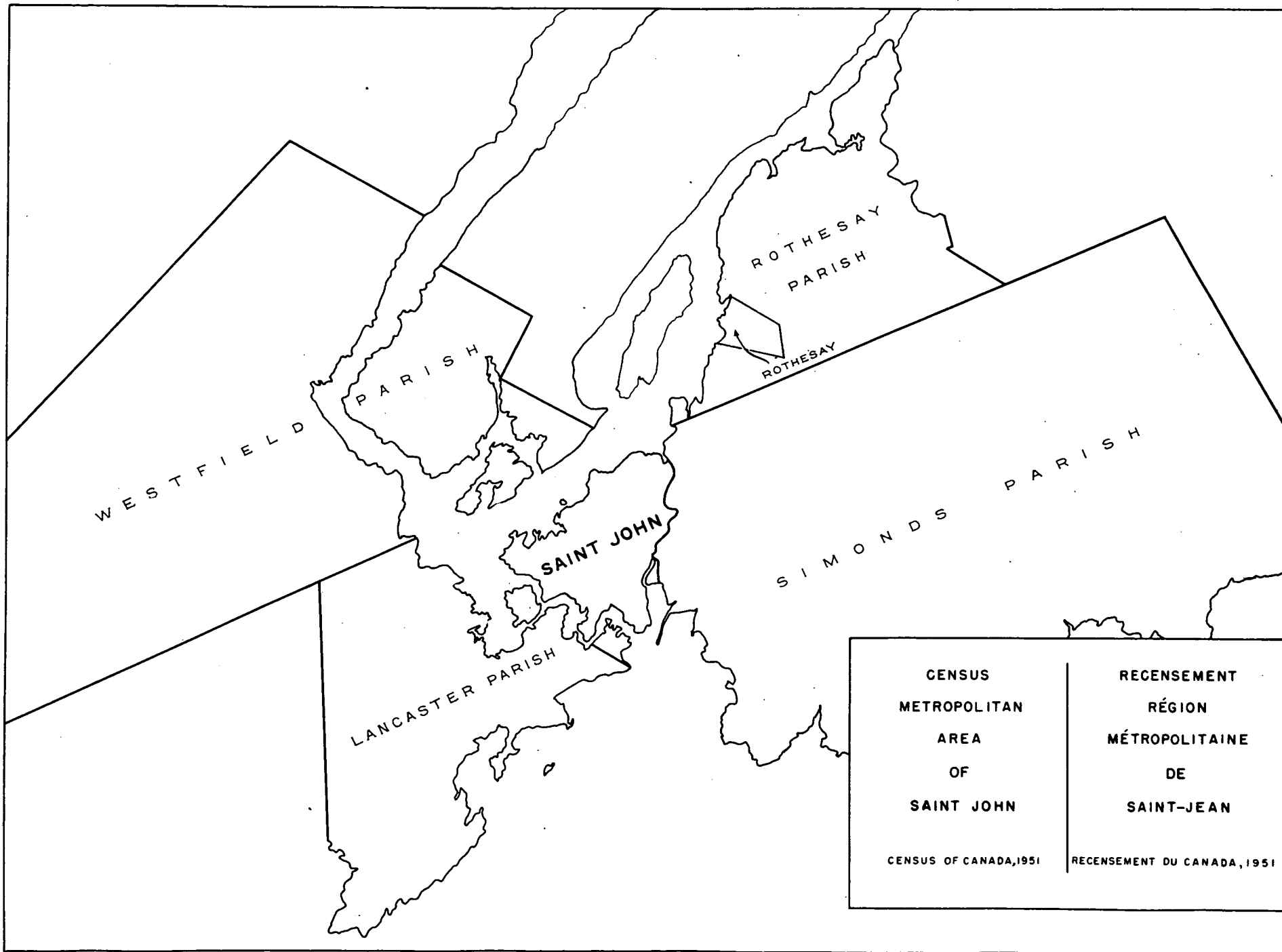
**CARTES DES ZONES MÉTROPOLITAINES DE RECENSEMENT**

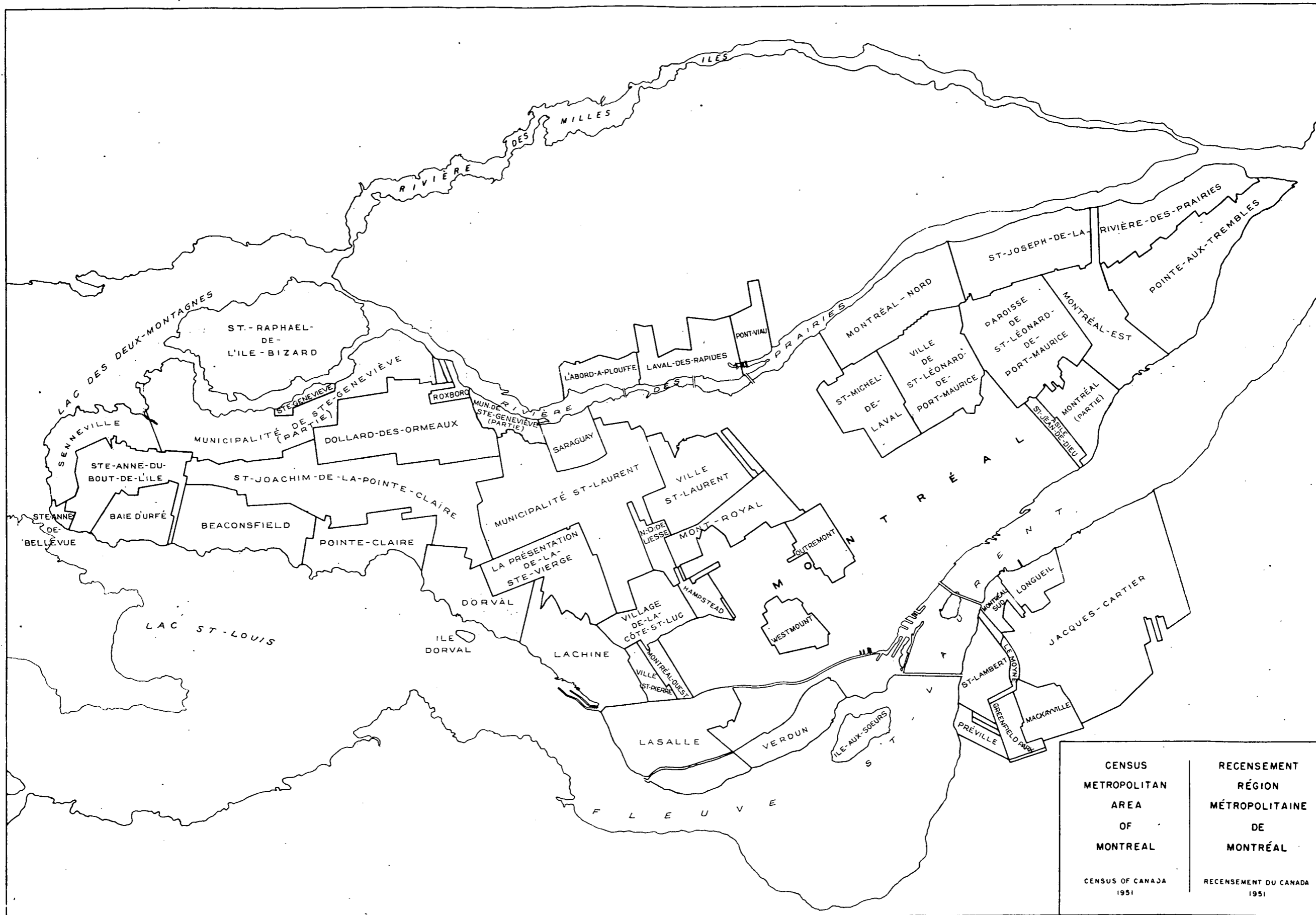


CENSUS  
METROPOLITAN AREA  
OF HALIFAX  
CENSUS OF CANADA  
1951

RECENSEMENT  
RÉGION MÉTROPOLITAINE  
D'HALIFAX  
RECENSEMENT DU CANADA  
1951





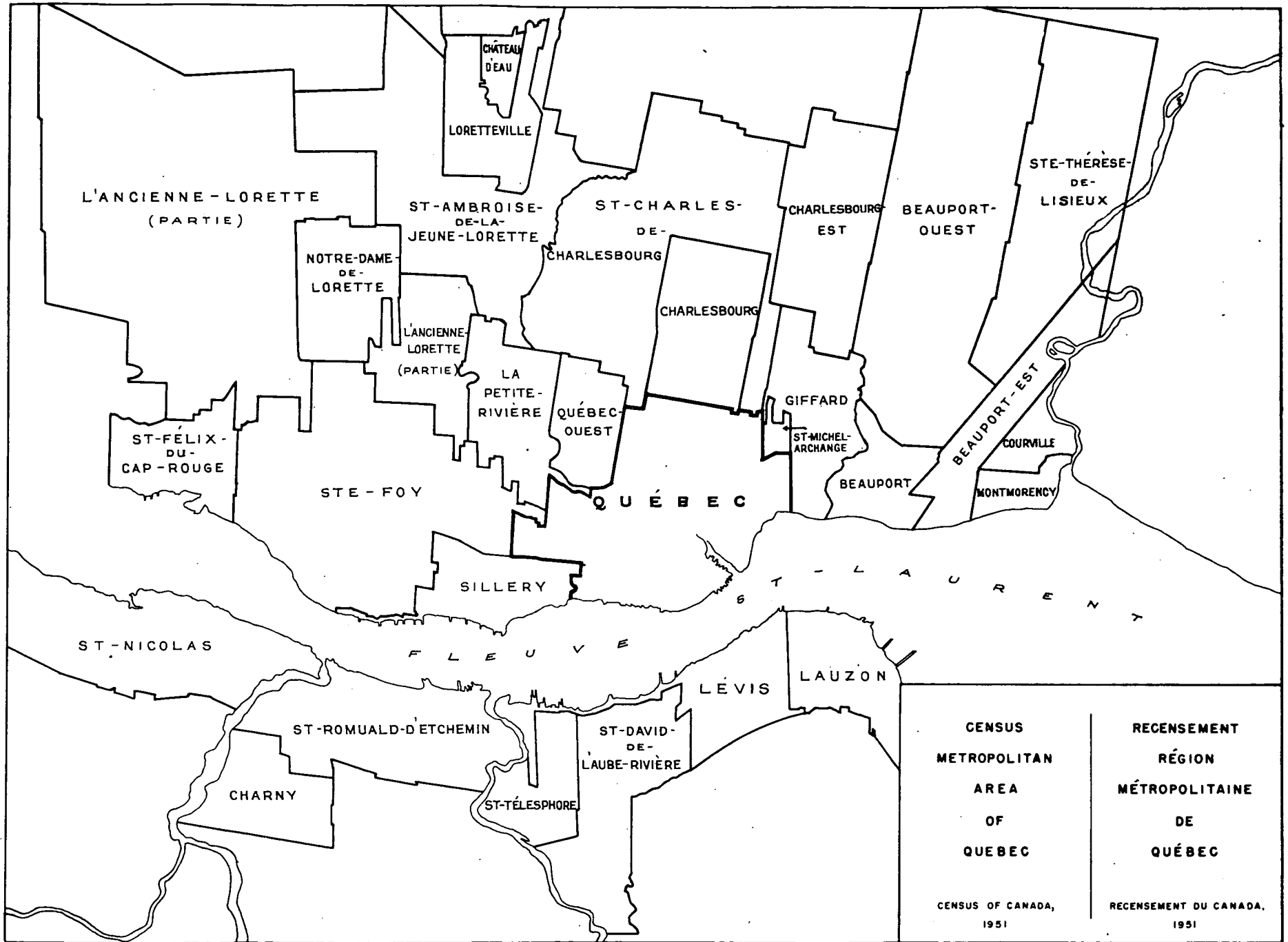


CENSUS  
METROPOLITAN  
AREA  
OF  
MONTREAL

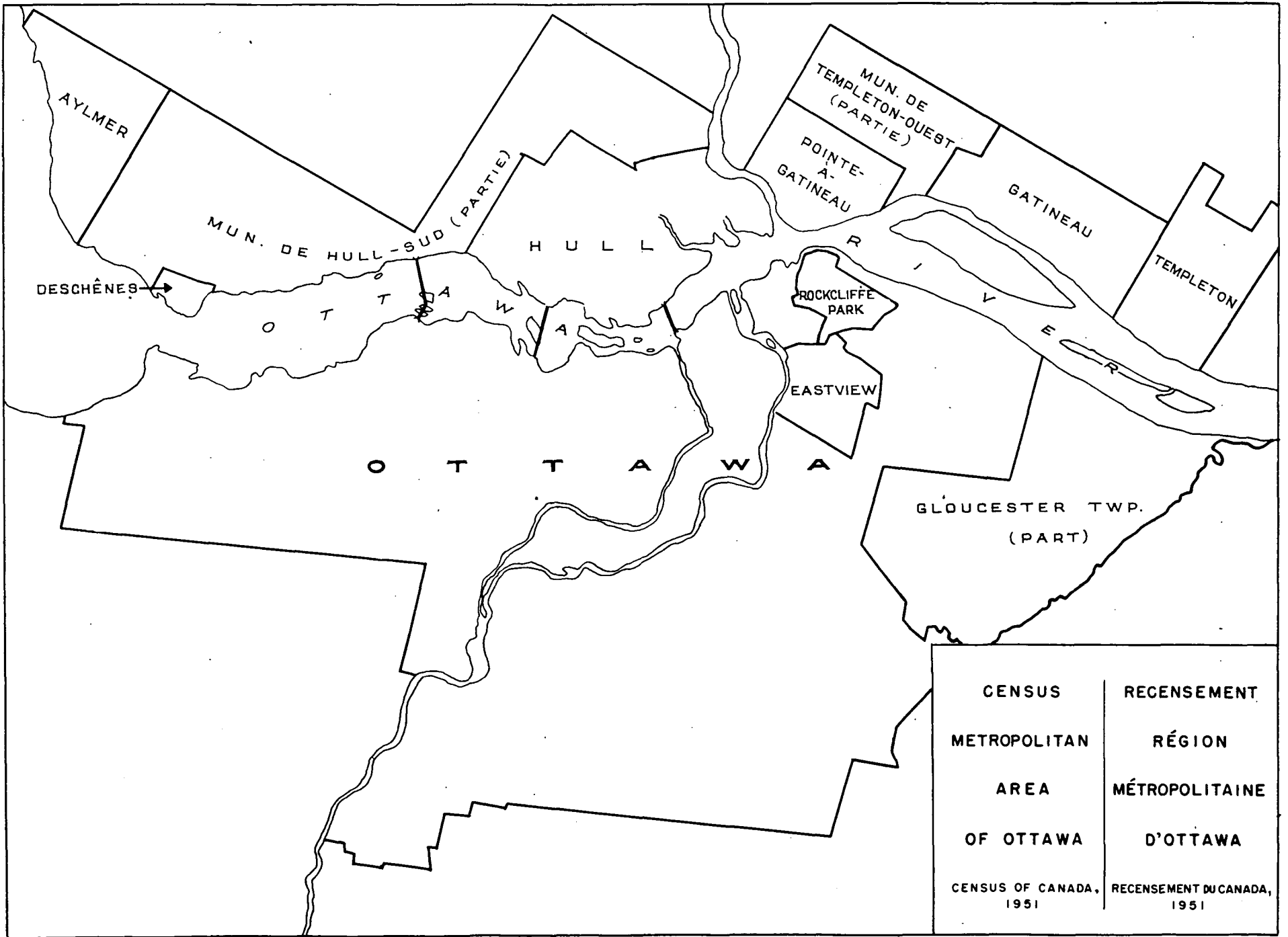
RECENSEMENT  
RÉGION  
MÉTROPOLITAINE  
DE  
MONTRÉAL

CENSUS OF CANADA  
1951

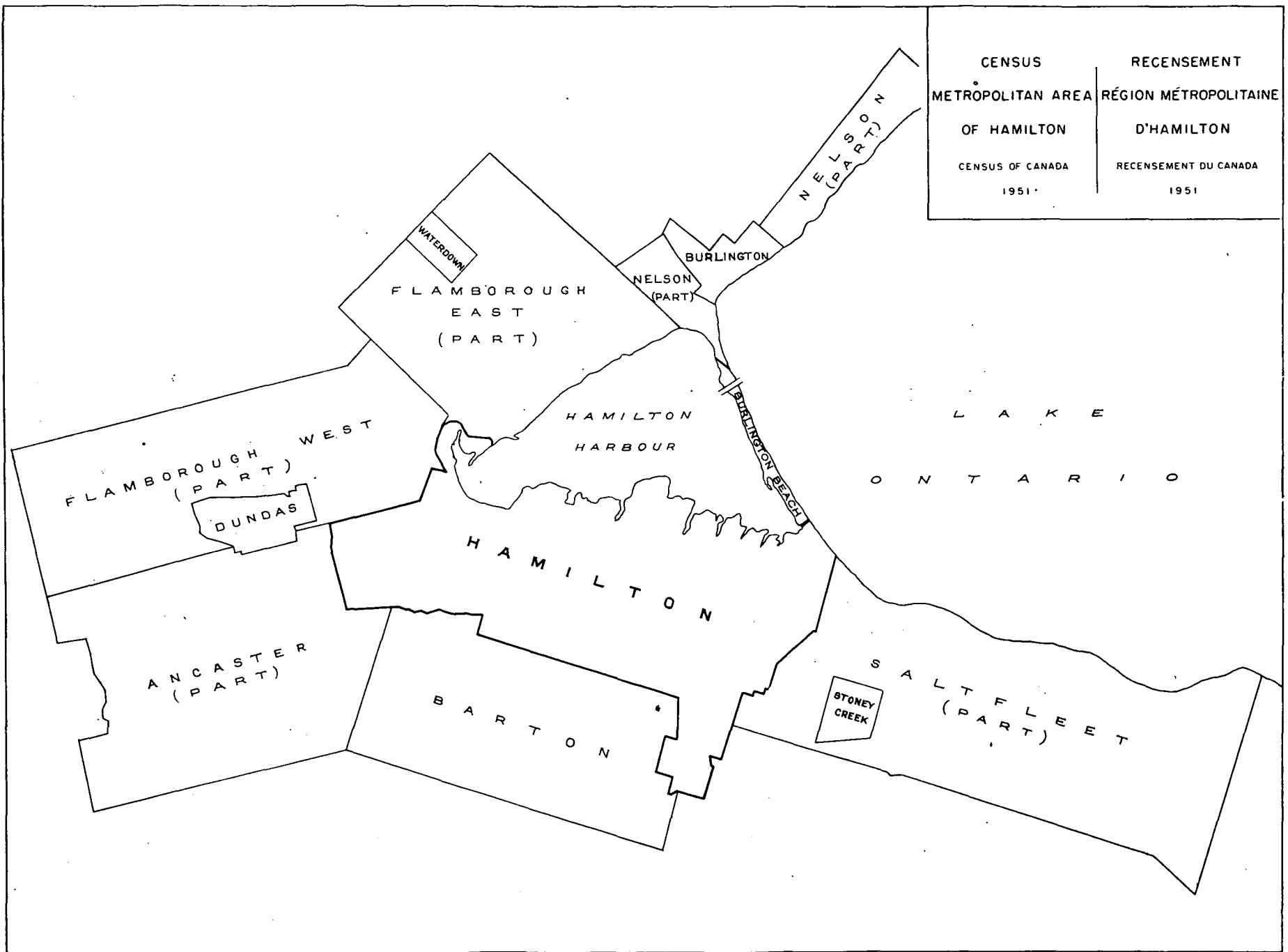
RECENSEMENT DU CANADA  
1951







CENSUS	RECENSEMENT
METROPOLITAN AREA	RÉGION MÉTROPOLITAINE
OF HAMILTON	D'HAMILTON
CENSUS OF CANADA	RECENSEMENT DU CANADA
1951	1951



CENSUS  
METROPOLITAN  
AREA  
OF  
LONDON

CENSUS OF CANADA,  
1951

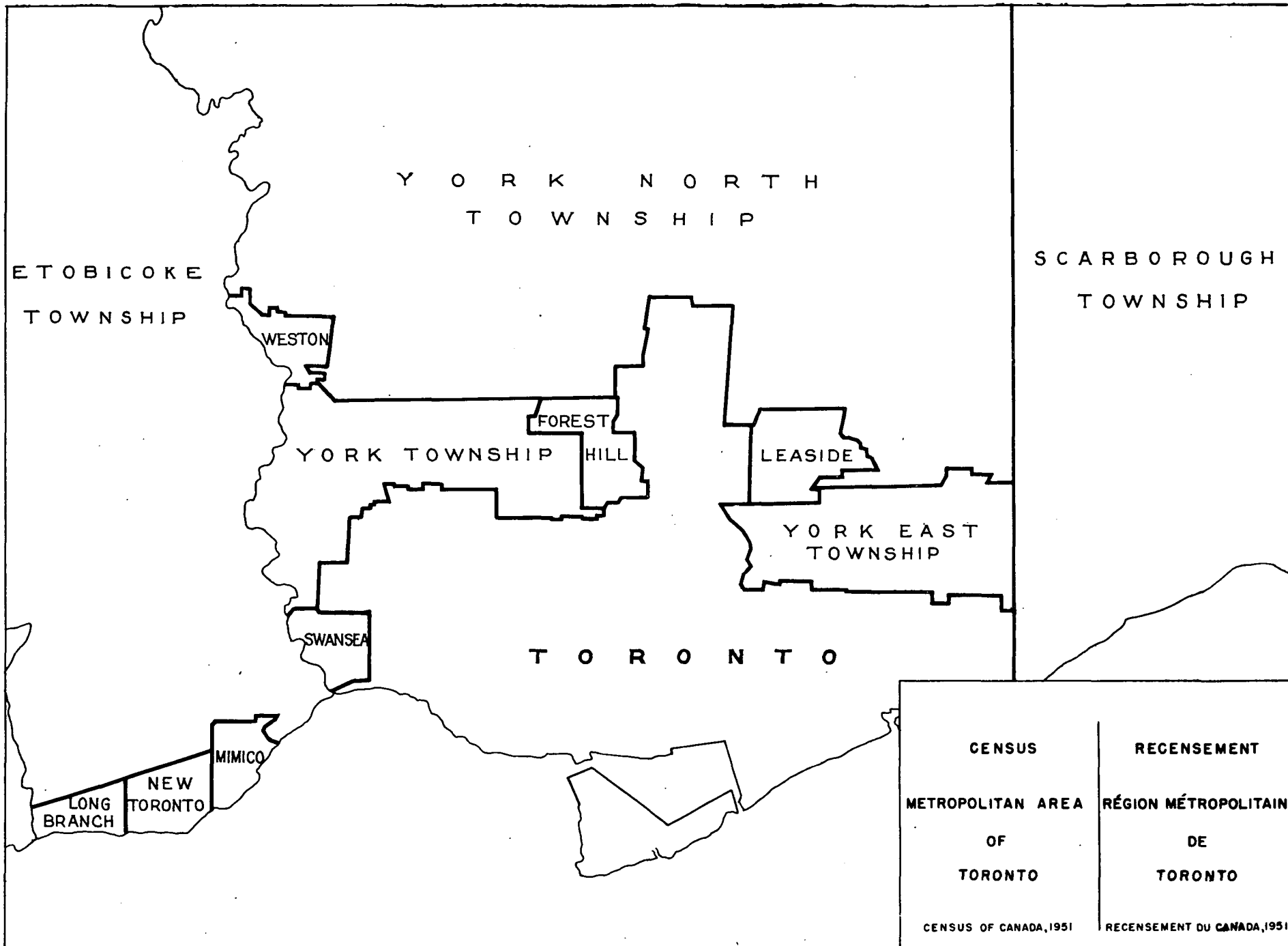
RECENSEMENT  
RÉGION  
MÉTROPOLITAINE  
DE  
LONDON

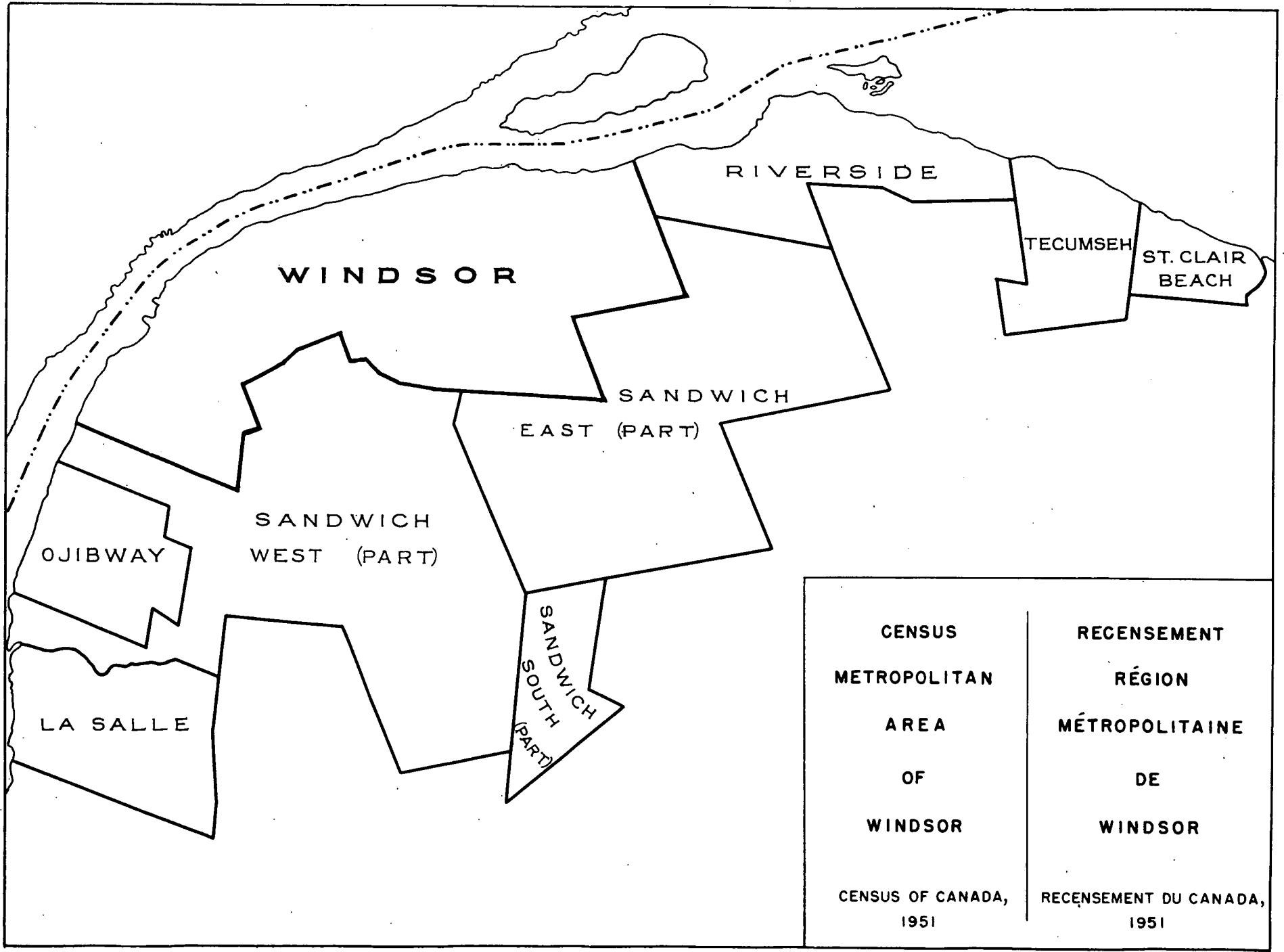
RECENSEMENT DU CANADA,  
1951

LONDON TOWNSHIP  
(PART)

LONDON

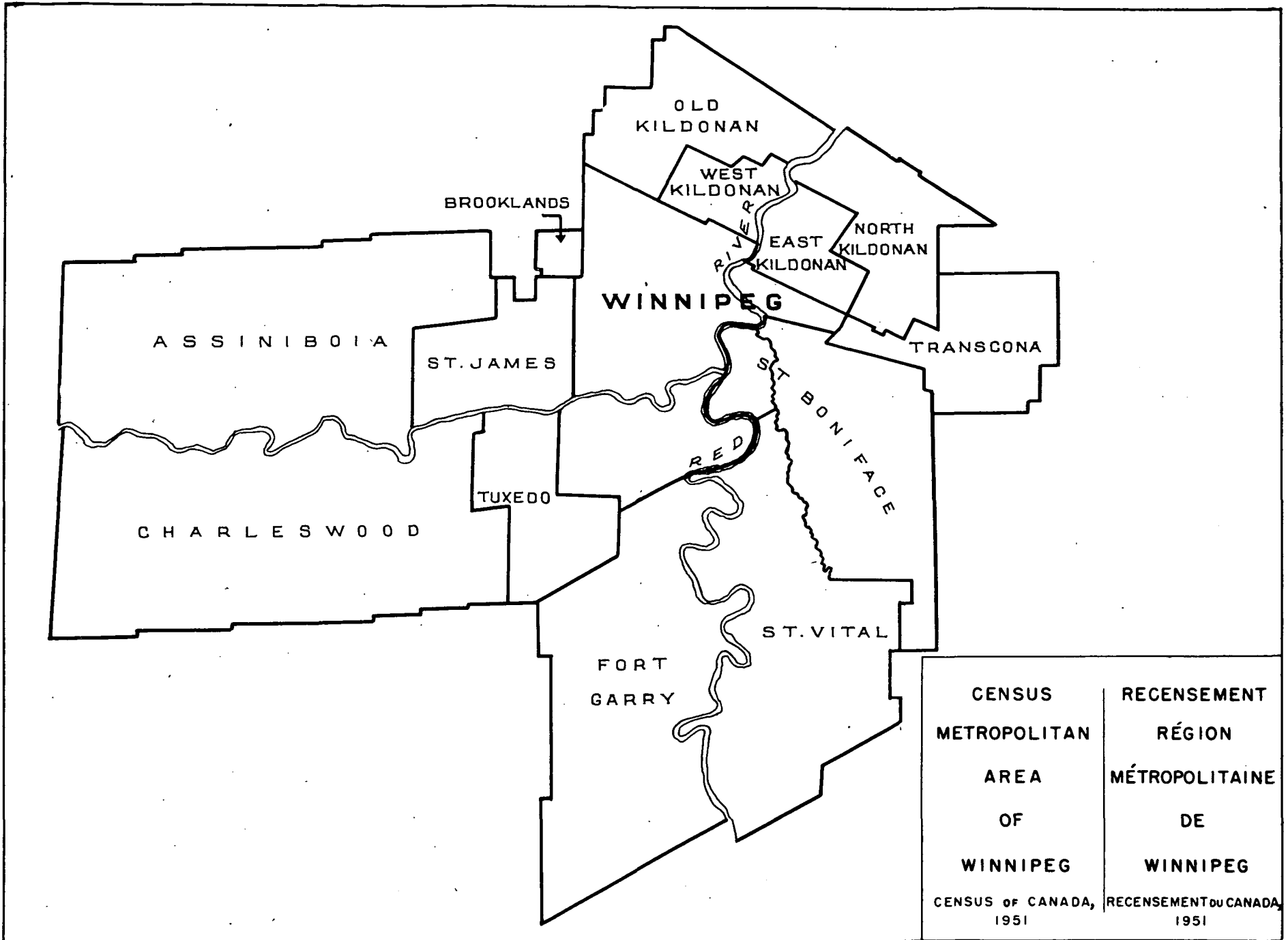
WESTMINSTER TOWNSHIP  
(PART)

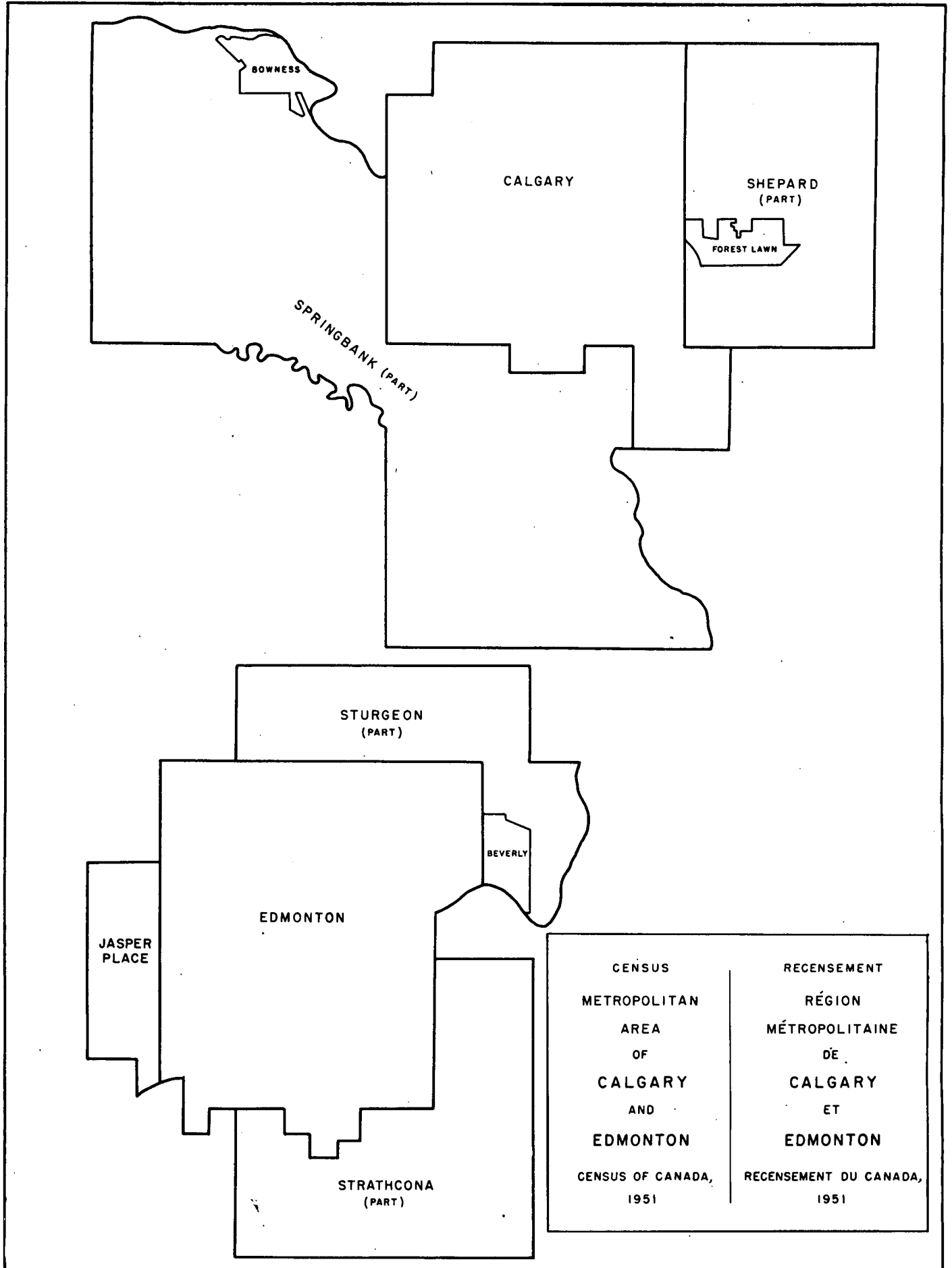


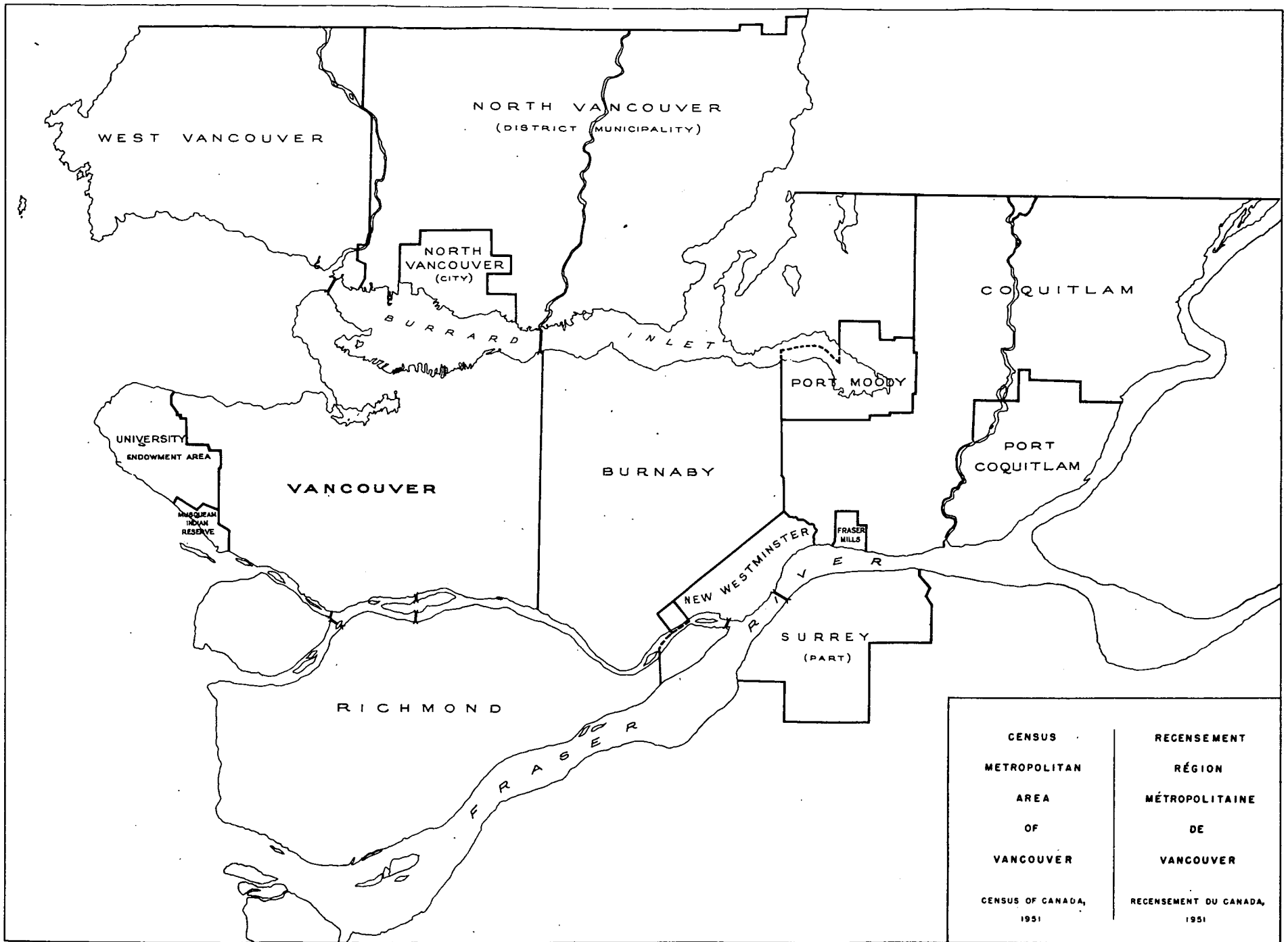


CENSUS  
METROPOLITAN  
AREA  
OF  
WINDSOR  
  
CENSUS OF CANADA,  
1951

RECENSEMENT  
RÉGION  
MÉTROPOLITAINE  
DE  
WINDSOR  
  
RECENSEMENT DU CANADA,  
1951

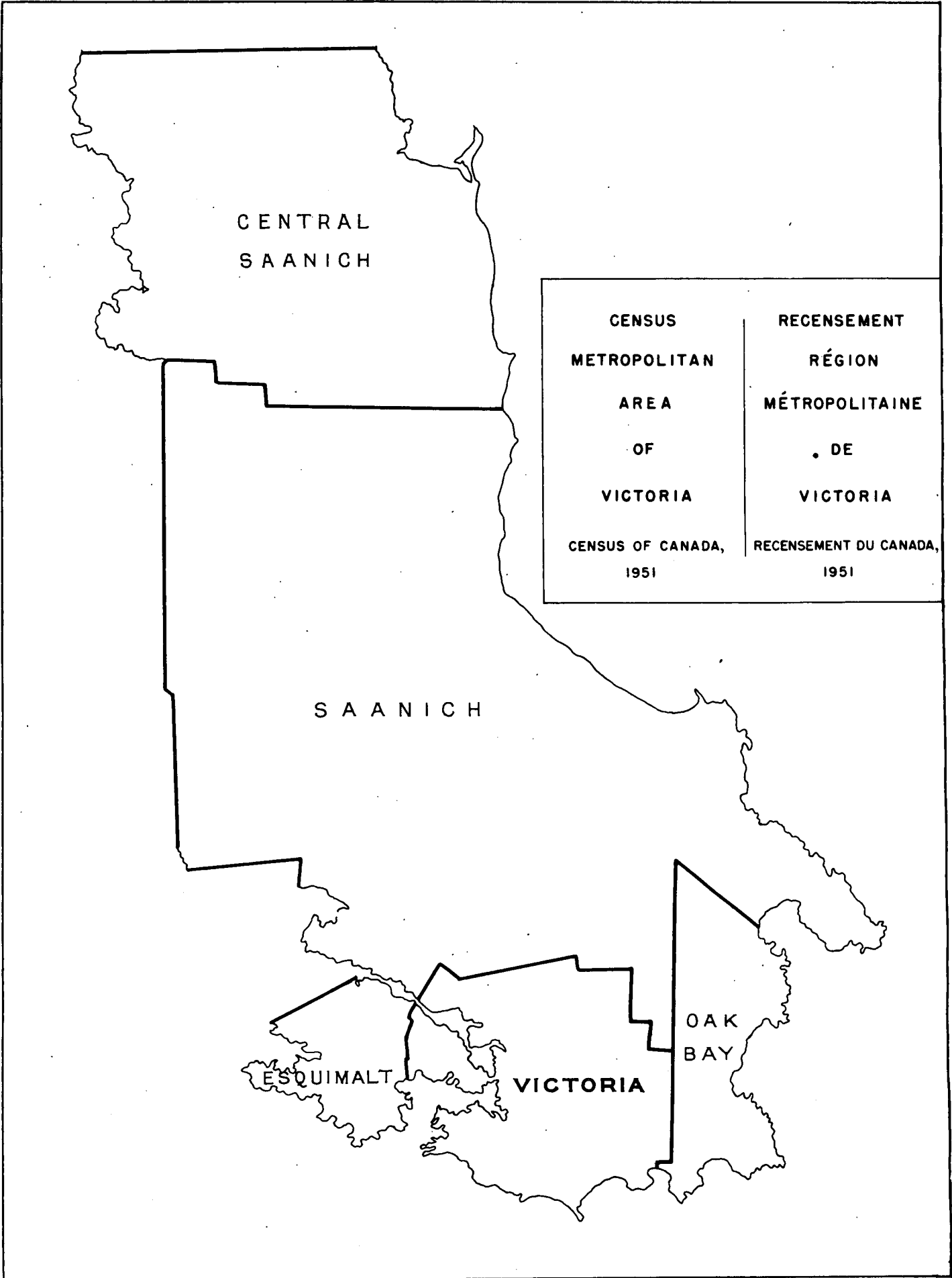






CENSUS	RECENSEMENT
METROPOLITAN	RÉGION
AREA	MÉTROPOLITAINE
OF	DE
VANCOUVER	VANCOUVER
CENSUS OF CANADA, 1951	RECENSEMENT DU CANADA, 1951





**APPENDIX B**  
**HOUSING QUESTIONNAIRE**

---

**APPENDICE B**  
**QUESTIONNAIRE SUR LE LOGEMENT**

IBM 60897MS

1. SURNAME OF HOUSEHOLD HEAD (PRINT IN BLOCK LETTERS) \_\_\_\_\_

GIVEN NAME AND INITIALS \_\_\_\_\_

2. ADDRESS \_\_\_\_\_  
(STREET AND NUMBER, OR TOWNSHIP, PARISH, CONCESSION, ETC.)  
 \_\_\_\_\_  
(CITY, TOWN, VILLAGE, OR RURAL MUNICIPALITY)  
(IF THIS IS AN INSTITUTION, HOTEL, CAMP, ETC., ENTER ITS NAME ON THE ABOVE LINE)

3. BE SURE TO ENTER THE NUMBER OF YOUR DISTRICT AND SUB-DISTRICT BELOW

DISTRICT NO. \_\_\_\_\_

SUB-DISTRICT NO. \_\_\_\_\_

4. DWELLING NUMBER (MARK ALL COLUMNS)

0	0
1	1
2	2
3	3
4	4
5	5
6	6
7	7
8	8
9	9

5. DWELLING STATUS

OCCUPIED

CLOSED (HOUSEHOLD TEMPORARILY RESIDING ELSEWHERE)

UNDER CONSTRUCTION (NOT OCCUPIED)

VACANT

IF MARKED, END HERE

6. TYPE OF DWELLING

SINGLE DETACHED

SINGLE ATTACHED

APT., FLAT, ETC.

OTHER

INSTITUTION

HOTEL, ETC.

MILITARY CAMP, LUMBER CAMP, ETC.

IF MARKED, END HERE

NINTH CENSUS OF CANADA, 1951  
 FORM 4 HOUSING  
 DOMINION BUREAU OF STATISTICS

BE SURE TO COMPLETE A HOUSING FORM FOR EVERY CIRCLED DWELLING ON THE VISITATION RECORD (EVERY FIFTH DWELLING)

7. NUMBER OF DWELLINGS IN THIS STRUCTURE	8. PRINCIPAL EXTERIOR MATERIAL OF THIS STRUCTURE	9. IS THIS DWELLING IN NEED OF MAJOR REPAIR? (FROM YOUR OBSERVATION)	10. IN WHAT YEAR DID THE HEAD OF THIS HOUSEHOLD FIRST OCCUPY THIS DWELLING?	11. NUMBER OF ROOMS IN THIS DWELLING (MARK BOTH COLUMNS)	12. WATER SUPPLY	13. BATH FACILITIES	14. TOILET FACILITIES	15. PRINCIPAL LIGHTING FACILITIES	16. REFRIGERATION FACILITIES	17. PRINCIPAL COOKING FACILITIES
1 <input type="checkbox"/>	WOOD <input type="checkbox"/>			0 <input type="checkbox"/>						
2 <input type="checkbox"/>	BRICK OR BRICK VENEER <input type="checkbox"/>		BEFORE 1931 <input type="checkbox"/>	1 <input type="checkbox"/>	HOT AND COLD PIPED INSIDE <input type="checkbox"/>	INSTALLED BATHTUB OR SHOWER (FOR HOUSEHOLD'S EXCLUSIVE USE) <input type="checkbox"/>	FLUSH (FOR HOUSEHOLD'S EXCLUSIVE USE) <input type="checkbox"/>	ELECTRICITY (POWER LINE SOURCE) <input type="checkbox"/>	MECHANICAL (ELECTRIC OR GAS) <input type="checkbox"/>	ELECTRIC RANGE <input type="checkbox"/>
3 <input type="checkbox"/>			1931-40 <input type="checkbox"/>	2 <input type="checkbox"/>						
4-5 <input type="checkbox"/>	IMITATION SIDING (BRICK, ETC.) <input type="checkbox"/>	YES <input type="checkbox"/>	1941-45 <input type="checkbox"/>	3 <input type="checkbox"/>			FLUSH (SHARED WITH ANOTHER HOUSEHOLD) <input type="checkbox"/>		ICE BOX <input type="checkbox"/>	GAS RANGE <input type="checkbox"/>
6-10 <input type="checkbox"/>	STUCCO <input type="checkbox"/>	NO <input type="checkbox"/>	1946-47 <input type="checkbox"/>	4 <input type="checkbox"/>	COLD ONLY PIPED INSIDE <input type="checkbox"/>	INSTALLED BATHTUB OR SHOWER (SHARED WITH ANOTHER HOUSEHOLD) <input type="checkbox"/>	CHEMICAL (EXCLUSIVE USE) <input type="checkbox"/>	ELECTRICITY (HOME GENERATED SOURCE) <input type="checkbox"/>	OTHER <input type="checkbox"/>	WOOD OR COAL RANGE <input type="checkbox"/>
11-15 <input type="checkbox"/>	STONE <input type="checkbox"/>		1948-49 <input type="checkbox"/>	5 <input type="checkbox"/>						
16-20 <input type="checkbox"/>	OTHER <input type="checkbox"/>		1950 <input type="checkbox"/>	6 <input type="checkbox"/>	NO PIPED RUNNING WATER INSIDE THIS DWELLING <input type="checkbox"/>	NO INSTALLED BATHTUB OR SHOWER <input type="checkbox"/>	CHEMICAL (SHARED USE) <input type="checkbox"/>	GAS, KEROSENE LAMPS, ETC. <input type="checkbox"/>	NONE <input type="checkbox"/>	OIL STOVE <input type="checkbox"/>
21-25 <input type="checkbox"/>			1951 <input type="checkbox"/>	7 <input type="checkbox"/>			OTHER <input type="checkbox"/>			OTHER <input type="checkbox"/>
26 AND OVER <input type="checkbox"/>				8 <input type="checkbox"/>						
				9 <input type="checkbox"/>						

HOUSING QUESTIONNAIRE  
 (Front side)

# HOUSING QUESTIONNAIRE

(Reverse side)

PRINCIPAL HEATING FACILITIES		SUPPLEMENTARY HEATING FACILITIES		23. LIVING CONVENIENCES	24. TENURE	NON-FARM DWELLINGS ONLY			
18. EQUIPMENT	19. FUEL	20. IS ANY OTHER HEATING EQUIPMENT USED IN THIS DWELLING?	IF "YES" IN 20, FILL IN 21 AND 22 BELOW			TENANTS ONLY		OWNERS ONLY	
				21. EQUIPMENT	22. FUEL	25. MONTHLY RENT	26. DOES THIS RENT INCLUDE HEAT?	27. IS THIS RENTED AS A FURNISHED DWELLING?	28. IS THERE A MORTGAGE OR AGREEMENT FOR SALE ON THIS DWELLING?
STEAM OR HOT WATER FURNACE <input type="checkbox"/>	COAL <input type="checkbox"/>	YES <input type="checkbox"/> →          NO <input type="checkbox"/> ↓ (SKIP TO 23)	COAL <input type="checkbox"/>	COAL <input type="checkbox"/>	POWERED WASHING MACHINE <input type="checkbox"/>	FREE <input type="checkbox"/>	NO <input type="checkbox"/>	NO <input type="checkbox"/>	NONE <input type="checkbox"/>
HOT AIR FURNACE <input type="checkbox"/>	COKE <input type="checkbox"/>		STOVE <input type="checkbox"/>	COKE <input type="checkbox"/>	ELECTRIC VACUUM CLEANER <input type="checkbox"/>	UNDER \$15 <input type="checkbox"/>	YES <input type="checkbox"/>	YES <input type="checkbox"/>	FIRST MORTGAGE ONLY <input type="checkbox"/>
HEATING STOVE <input type="checkbox"/>	WOOD <input type="checkbox"/>		PORTABLE HEATER <input type="checkbox"/>	WOOD <input type="checkbox"/>	TELEPHONE <input type="checkbox"/>	\$15-19 <input type="checkbox"/>	NO <input type="checkbox"/>	NO <input type="checkbox"/>	FIRST AND SECOND MORTGAGE <input type="checkbox"/>
COOKSTOVE OR RANGE <input type="checkbox"/>	OIL <input type="checkbox"/>		GAS <input type="checkbox"/>	OIL <input type="checkbox"/>	RADIO <input type="checkbox"/>	\$20-24 <input type="checkbox"/>			
CENTRAL HEATING PLANT <input type="checkbox"/>	GAS <input type="checkbox"/>		OTHER <input type="checkbox"/>	GAS <input type="checkbox"/>	AUTOMOBILE (PASSENGER) <input type="checkbox"/>	\$25-29 <input type="checkbox"/>			
OTHER <input type="checkbox"/>	ELECTRICITY <input type="checkbox"/>		SAWDUST <input type="checkbox"/>	ELECTRICITY <input type="checkbox"/>	NONE OF ABOVE <input type="checkbox"/>	\$30-39 <input type="checkbox"/>			
	SAWDUST <input type="checkbox"/>			SAWDUST <input type="checkbox"/>		\$40-49 <input type="checkbox"/>			
	OTHER <input type="checkbox"/>			OTHER <input type="checkbox"/>		\$50-59 <input type="checkbox"/>			
						\$60-69 <input type="checkbox"/>			
						\$70 AND OVER <input type="checkbox"/>			

### INSTRUCTIONS FOR COMPLETING THE HOUSING FORM WHEN THE SAMPLE DWELLING (OR HOUSEHOLD) IS AS FOLLOWS:

- |   |  |
|---|--|
| <p>(1) A HOUSEHOLD IN ITS USUAL PLACE OF RESIDENCE</p>  | <p>COMPLETE A HOUSING FORM FOR ALL QUESTIONS WHICH APPLY.</p>  |
| <p>(2) A HOUSEHOLD TEMPORARILY RESIDING HERE (I.e., WITH A USUAL PLACE OF RESIDENCE ELSEWHERE)</p>                  | <p>COMPLETE AS MUCH OF THE HOUSING FORM AS POSSIBLE FOR THE DWELLING IN WHICH THE HOUSEHOLD IS NOW TEMPORARILY RESIDING.</p>   |
| <p>(3) A HOUSEHOLD OUT FOR THE TIME BEING</p>   | <p>COMPLETE QUESTIONS 2, 3 AND 4 ON THE HOUSING FORM AT THE TIME OF THE FIRST VISIT. COMPLETE THE REMAINING INQUIRIES WHEN YOU CALL BACK.</p>  |
| <p>(4) A "CLOSED" DWELLING (I.e., THE HOUSEHOLD TEMPORARILY RESIDING ELSEWHERE)</p>                                 | <p>COMPLETE QUESTIONS 1 TO 5 INCLUSIVE AND ANY OTHERS WHICH MAY BE DETERMINED FROM OUTSIDE OBSERVATION, INQUIRIES FROM NEIGHBOURS, ETC.</p>  |
| <p>(5) A DWELLING "UNDER CONSTRUCTION"</p>  | <p>IF UNOCCUPIED, COMPLETE QUESTIONS 2, 3, 4 AND 5. HOWEVER, IF OCCUPIED, MARK AS AN "OCCUPIED" DWELLING AND COMPLETE THE HOUSING FORM AS INSTRUCTED IN (1).</p>                             |
| <p>(6) A "VACANT" DWELLING</p>  | <p>COMPLETE QUESTIONS 2, 3, 4 AND 5. BE SURE THE DWELLING IS ACTUALLY "VACANT", AND THAT IT IS NOT "CLOSED" OR THAT THE HOUSEHOLD IS NOT JUST OUT FOR THE TIME BEING.</p>                    |
| <p>(7) AN INSTITUTION, HOTEL, LODGING HOUSE OF 10 OR MORE ROOMS USED OR AVAILABLE FOR RENT, MILITARY CAMP, ETC.</p> | <p>COMPLETE QUESTIONS 1 TO 6 INCLUSIVE. IF THE "CAMP" HAS NO PARTICULAR NAME, ENTER THE TYPE OF CAMP, AS "MILITARY" "CONSTRUCTION", "LUMBER", ETC., ON THE LINE INDICATED IN QUESTION 2.</p> |

QUESTIONNAIRE SUR LE LOGEMENT  
(Récto)

IBM 60902MS

<p><b>1.</b> _____  <b>NOM DE FAMILLE DU CHEF DE MÉNAGE</b> (EN LETTRES MOULÉES)</p> <p>-----  <b>PRÉNOM ET INITIALES</b></p>	<p><b>4. NUMÉRO DU LOGEMENT</b>  <small>(MARQUER TOUTES LES COLONNES)</small></p> <table style="width: 100%; text-align: center;"> <tr><td>0</td><td>0</td></tr> <tr><td>1</td><td>1</td></tr> <tr><td>2</td><td>2</td></tr> <tr><td>3</td><td>3</td></tr> <tr><td>4</td><td>4</td></tr> <tr><td>5</td><td>5</td></tr> <tr><td>6</td><td>6</td></tr> <tr><td>7</td><td>7</td></tr> <tr><td>8</td><td>8</td></tr> <tr><td>9</td><td>9</td></tr> </table>	0	0	1	1	2	2	3	3	4	4	5	5	6	6	7	7	8	8	9	9
0	0																				
1	1																				
2	2																				
3	3																				
4	4																				
5	5																				
6	6																				
7	7																				
8	8																				
9	9																				
<p><b>2. ADRESSE</b></p> <p>-----  <small>(RUE ET NUMÉRO, OU TOWNSHIP, PAROISSE, CONCESSION, ETC.)</small></p> <p>-----  <small>(NOM DE LA CITÉ, DE LA VILLE, DU VILLAGE OU DE LA MUNICIPALITÉ RURALE)</small></p> <p>-----  <small>(S'IL S'AGIT D'UNE INSTITUTION, D'UN HÔTEL, D'UN CAMP OU CHANTIER, ETC., EN DONNER LE NOM CI-DESSUS)</small></p>	<p><b>5. ÉTAT D'HABITATION DU LOGEMENT</b></p> <p>OCCUPÉ <input type="checkbox"/></p> <p>FERMÉ  <small>(MÉNAGE QUI DEMEURE TEMPORAIREMENT AILLEURS)</small> <input type="checkbox"/></p> <p>EN CONSTRUCTION  <small>(NON OCCUPÉ)</small> <input type="checkbox"/></p> <p>VACANT <input type="checkbox"/></p> <p style="text-align: right;">SI L'UN 'OU L'AUTRE OVALE EST MARQUÉ, TERMINER ICI.</p>																				
<p><b>3.</b> VEILLER À INSCRIRE LE NUMÉRO DE VOTRE DISTRICT ET CELUI DE VOTRE SOUS-DISTRICT CI-DESSOUS</p> <p>NUMÉRO DU DISTRICT -----</p> <p>NUMÉRO DU SOUS-DISTRICT -----</p>	<p>NEUVIÈME RECENSEMENT DU CANADA, 1951</p> <p style="text-align: center;"><b>FORMULE 4</b></p> <p style="text-align: center;"><b>LOGEMENT</b></p> <p>BUREAU FÉDÉRAL DE LA STATISTIQUE</p>																				
<p><b>6. GENRE DE LOGEMENT</b></p> <p>UNIQUE-MAISON DÉTACHÉE <input type="checkbox"/></p> <p>UNIQUE-MAISON ATTACHÉE <input type="checkbox"/></p> <p>APPARTEMENT, PLAIN-PIED, ETC. <input type="checkbox"/></p> <p>AUTRE <input type="checkbox"/></p> <p style="text-align: right;">SI L'UN 'OU L'AUTRE OVALE EST MARQUÉ, TERMINER ICI.</p> <p>CAMP MILITAIRE, CHANTIER, ETC. <input type="checkbox"/></p>																					

<p>VEILLER À REMPLIR UNE FORMULE DE LOGEMENT ENCEERCLÉ SUR LA FEUILLE DE VISITES (UN LOGEMENT SUR CINQ)</p>	<b>7.</b>	<p>NOMBRE DE LOGEMENTS DANS CET ÉDIFICE</p> <p>1 <input type="checkbox"/></p> <p>2 <input type="checkbox"/></p> <p>3 <input type="checkbox"/></p> <p>4-5 <input type="checkbox"/></p> <p>6-10 <input type="checkbox"/></p> <p>11-15 <input type="checkbox"/></p> <p>16-20 <input type="checkbox"/></p> <p>21-25 <input type="checkbox"/></p> <p>26 ET PLUS <input type="checkbox"/></p>	<p><b>8. PRINCIPAL MATÉRIAU EXTÉRIEUR DE CET ÉDIFICE</b></p> <p>BOIS <input type="checkbox"/></p> <p>BRIQUE OU REVÊTEMENT DE BRIQUE <input type="checkbox"/></p> <p>REVÊTEMENT-IMITATION (SIMILI-BRIQUE, ETC.) <input type="checkbox"/></p> <p>STUC <input type="checkbox"/></p> <p>PIERRE <input type="checkbox"/></p> <p>AUTRE <input type="checkbox"/></p>	<p><b>9. CE LOGEMENT A-T-IL BESOIN DE RÉPARATIONS IMPORTANTES?</b>  <small>(SELON VOTRE PROPRE OBSERVATION)</small></p> <p>OUI <input type="checkbox"/></p> <p>NON <input type="checkbox"/></p>	<p><b>10. EN QUELLE ANNÉE LE CHEF DE CE MÉNAGE EST-IL ENTRÉ DANS CE LOGEMENT?</b></p> <p>AVANT 1931 <input type="checkbox"/></p> <p>1931-40 <input type="checkbox"/></p> <p>1941-45 <input type="checkbox"/></p> <p>1946-47 <input type="checkbox"/></p> <p>1948-49 <input type="checkbox"/></p> <p>1950 <input type="checkbox"/></p> <p>1951 <input type="checkbox"/></p>	<p><b>11. NOMBRE DE PIÈCES DANS CE LOGEMENT</b>  <small>(MARQUER LES DEUX COLONNES)</small></p> <table style="width: 100%; text-align: center;"> <tr><td>0</td><td>0</td></tr> <tr><td>1</td><td>1</td></tr> <tr><td>2</td><td>2</td></tr> <tr><td>3</td><td>3</td></tr> <tr><td>4</td><td>4</td></tr> <tr><td>5</td><td>5</td></tr> <tr><td>6</td><td>6</td></tr> <tr><td>7</td><td>7</td></tr> <tr><td>8</td><td>8</td></tr> <tr><td>9</td><td>9</td></tr> </table>	0	0	1	1	2	2	3	3	4	4	5	5	6	6	7	7	8	8	9	9	<p><b>12. SERVICE D'EAU</b></p> <p>EAU CHAUDE, EAU FROIDE, TUYAUX INTÉRIEURS <input type="checkbox"/></p> <p>EAU FROIDE SEULEMENT, TUYAUX INTÉRIEURS <input type="checkbox"/></p> <p>AUCUN TUYAU D'EAU COURANTE À L'INTÉRIEUR DE CE LOGEMENT <input type="checkbox"/></p>	<p><b>13. COMMODITÉS DE BAIN</b></p> <p>BAIGNOIRE OU DOUCHE INSTALLÉE (À L'USAGE EXCLUSIF DU MÉNAGE) <input type="checkbox"/></p> <p>BAIGNOIRE OU DOUCHE INSTALLÉE (USAGE PARTAGÉ AVEC UN AUTRE MÉNAGE) <input type="checkbox"/></p> <p>NI BAIGNOIRE NI DOUCHE INSTALLÉE <input type="checkbox"/></p>	<p><b>14. TOILETTES</b></p> <p>CHASSE D'EAU (À L'USAGE EXCLUSIF DU MÉNAGE) <input type="checkbox"/></p> <p>CHASSE D'EAU (USAGE PARTAGÉ AVEC UN AUTRE MÉNAGE) <input type="checkbox"/></p> <p>CHIMIQUES (USAGE EXCLUSIF) <input type="checkbox"/></p> <p>CHIMIQUES (USAGE PARTAGÉ) <input type="checkbox"/></p> <p>AUTRES <input type="checkbox"/></p>	<p><b>15. PRINCIPAL MODE D'ÉCLAIRAGE</b></p> <p>ÉLECTRICITÉ (PROVENANT D'UNE LIGNE EXTÉRIEURE) <input type="checkbox"/></p> <p>ÉLECTRICITÉ (GÉNÉRÉE À LA MAISON) <input type="checkbox"/></p> <p>GAZ, LAMPES À KÉROSÈNE, ETC. <input type="checkbox"/></p>	<p><b>16. MODE DE RÉFRIGÉRATION</b></p> <p>RÉFRIGÉRATEUR MÉCANIQUE (GAZ OU ÉLECTRICITÉ) <input type="checkbox"/></p> <p>GLACIÈRE <input type="checkbox"/></p> <p>AUTRE <input type="checkbox"/></p> <p>AUCUN <input type="checkbox"/></p>	<p><b>17. PRINCIPALES COMMODITÉS DE CUISSON</b></p> <p>CUISINIÈRE ÉLECTRIQUE <input type="checkbox"/></p> <p>CUISINIÈRE À GAZ <input type="checkbox"/></p> <p>CUISINIÈRE À BOIS OU À CHARBON <input type="checkbox"/></p> <p>BRÛLEUR À L'HUILE <input type="checkbox"/></p> <p>AUTRE <input type="checkbox"/></p>
	0	0																														
	1	1																														
	2	2																														
	3	3																														
	4	4																														
	5	5																														
	6	6																														
	7	7																														
	8	8																														
9	9																															

## QUESTIONNAIRE SUR LE LOGEMENT

(Verso)

PRINCIPAL MODE DE CHAUFFAGE		COMMODITÉS SUPPLÉMENTAIRES DE CHAUFFAGE		23. COMMODITÉS DE CONFORT	24. MODE D'OCCUPATION	LOGEMENTS NON AGRICOLES SEULEMENT				
18. APPAREIL	19. COMBUSTIBLE	20. Y A-T-IL UN AUTRE APPAREIL DE CHAUFFAGE DANS CE LOGEMENT?	SI "OUI" À 20 COMPLÉTER 21 ET 22 CI-DESSOUS			25. LOYER MENSUEL	26. CE LOYER COMPREND-IL LE CHAUFFAGE?	27. CE LOGEMENT EST-IL LOUÉ "MEUBLÉ"?	28. PROPRIÉTAIRES SEULEMENT	
FOURNAISE (VAPEUR OU EAU CHAUDE) <input type="checkbox"/>	CHARBON <input type="checkbox"/>	Y A-T-IL UN AUTRE APPAREIL DE CHAUFFAGE DANS CE LOGEMENT?  <input type="checkbox"/> OUI →  <input type="checkbox"/> NON ↓ (PASSER À 23)	21. APPAREIL	22. COMBUSTIBLE	LESSIVEUSE MÉCANIQUE <input type="checkbox"/>	PROPRIÉTAIRE (NON AGRICOLE) ↓ (PASSER À 28)  LOCATAIRE (NON AGRICOLE) <input type="checkbox"/>	GRATIS <input type="checkbox"/> MOINS DE \$15 <input type="checkbox"/> \$15-19 <input type="checkbox"/> \$20-24 <input type="checkbox"/> \$25-29 <input type="checkbox"/> \$30-39 <input type="checkbox"/> \$40-49 <input type="checkbox"/> \$50-59 <input type="checkbox"/> \$60-69 <input type="checkbox"/> \$70 ET PLUS <input type="checkbox"/>	OUI <input type="checkbox"/> NON <input type="checkbox"/>	OUI <input type="checkbox"/> NON <input type="checkbox"/>	Y A-T-IL UNE HYPOTHÈQUE OU UNE PROMESSE DE VENTE SUR CE LOGEMENT?  AUCUNE <input type="checkbox"/> PREMIÈRE HYPOTHÈQUE SEULEMENT <input type="checkbox"/> PREMIÈRE ET DEUXIÈME HYPOTHÈQUES <input type="checkbox"/>
FOURNAISE (AIR CHAUD) <input type="checkbox"/>	COKE <input type="checkbox"/>		POÈLE <input type="checkbox"/>	CHARBON <input type="checkbox"/>	ASPIRATEUR ÉLECTRIQUE <input type="checkbox"/>					
POÈLE DE CHAUFFAGE <input type="checkbox"/>	BOIS <input type="checkbox"/>		CHAUFFRETTE PORTATIVE <input type="checkbox"/>	BOIS <input type="checkbox"/>	TÉLÉPHONE <input type="checkbox"/>	LOCATAIRE (AGRICOLE) <input type="checkbox"/>	NON <input type="checkbox"/>	NON <input type="checkbox"/>		
POÈLE DE CUISSON <input type="checkbox"/>	HUILE <input type="checkbox"/>		AUTRE <input type="checkbox"/>	HUILE <input type="checkbox"/>	RADIO <input type="checkbox"/>	SI L'UN OU L'AUTRE OVALE EST MARQUÉ, TERMINER ICI.				
CHAUFFAGE CENTRAL <input type="checkbox"/>	GAZ <input type="checkbox"/>		AUTRE ÉLECTRICITÉ <input type="checkbox"/>	GAZ <input type="checkbox"/>	AUTOMOBILE DE TOURISME <input type="checkbox"/>					
AUTRE <input type="checkbox"/>	ÉLECTRICITÉ <input type="checkbox"/>		AUTRE <input type="checkbox"/>	ÉLECTRICITÉ <input type="checkbox"/>	AUCUNE DE CES COMMODITÉS <input type="checkbox"/>					
	SCIURE <input type="checkbox"/>			SCIURE <input type="checkbox"/>						
	AUTRE <input type="checkbox"/>			AUTRE <input type="checkbox"/>						

**INSTRUCTIONS SUR LA FAÇON DE REMPLIR LA FORMULE-LOGEMENT  
LORSQUE LE LOGEMENT (OU MÉNAGE) ÉCHANTILLON EST L'UN DES SUIVANTS:**

- (1) UN MÉNAGE DANS SON DOMICILE ORDINAIRE
- (2) UN MÉNAGE DEMEURANT TEMPORAIREMENT ICI (i.e., AYANT UN DOMICILE ORDINAIRE AILLEURS)
- (3) UN MÉNAGE ABSENT POUR LE MOMENT
- (4) UN LOGEMENT "FERMÉ" (i.e., LE MÉNAGE DEMEURANT TEMPORAIREMENT AILLEURS)
- (5) UN LOGEMENT "EN CONSTRUCTION"
- (6) UN LOGEMENT "VACANT"
- (7) UNE INSTITUTION, UN HÔTEL, UNE MAISON DE CHAMBRES DE 10 CHAMBRES OU PLUS LOUÉES OU À LOUER, UN CAMP OU CHANTIER, ETC.

RÉPONDRE À TOUTES LES QUESTIONS QUI S'APPLIQUENT SUR LA FORMULE-LOGEMENT.

REMPILIR AUTANT QUE POSSIBLE LA FORMULE-LOGEMENT CONCERNANT LE LOGEMENT OÙ LE MÉNAGE DEMEURE ACTUELLEMENT DE FAÇON TEMPORAIRE.

RÉPONDRE AUX QUESTIONS 2, 3 ET 4 DE LA FORMULE-LOGEMENT LORS DE LA PREMIÈRE VISITE. COMPLÉTER LE RESTE DU QUESTIONNAIRE LORSQUE VOUS REVIENDREZ.

RÉPONDRE AUX QUESTIONS 1 À 5 INCLUSE ET À TOUTES CELLES DONT LES RÉPONSES PEUVENT ÊTRE DÉTERMINÉES EN OBSERVANT DU DEHORS, EN INTERROGEANT LES VOISINS, ETC.

SI LE LOGEMENT EST INOCCUPÉ, RÉPONDRE AUX QUESTIONS 2, 3, 4 ET 5. TOUTEFOIS, S'IL EST OCCUPÉ, INSCRIRE "OCCUPÉ" ET REMPLIR LA FORMULE-LOGEMENT SELON L'INSTRUCTION (1).

RÉPONDRE AUX QUESTIONS 2, 3, 4 ET 5. S'ASSURER QUE LE LOGEMENT EST BEL ET BIEN "VACANT", ET QU'IL N'EST PAS SIMPLEMENT "FERMÉ" OU QUE LE MÉNAGE N'EST PAS SIMPLEMENT ABSENT POUR LE MOMENT.

RÉPONDRE AUX QUESTIONS 1 À 6 INCLUSE. SI LE "CAMP" OU LE "CHANTIER" N'A PAS DE NOM PARTICULIER EN INSCRIRE LE GENRE COMME "CAMP MILITAIRE", "CHANTIER DE CONSTRUCTION", "D'ABATAGE DE BOIS", ETC., SUR LA LIGNE PRÉVUE À CETTE FIN SOUS LA QUESTION 2.