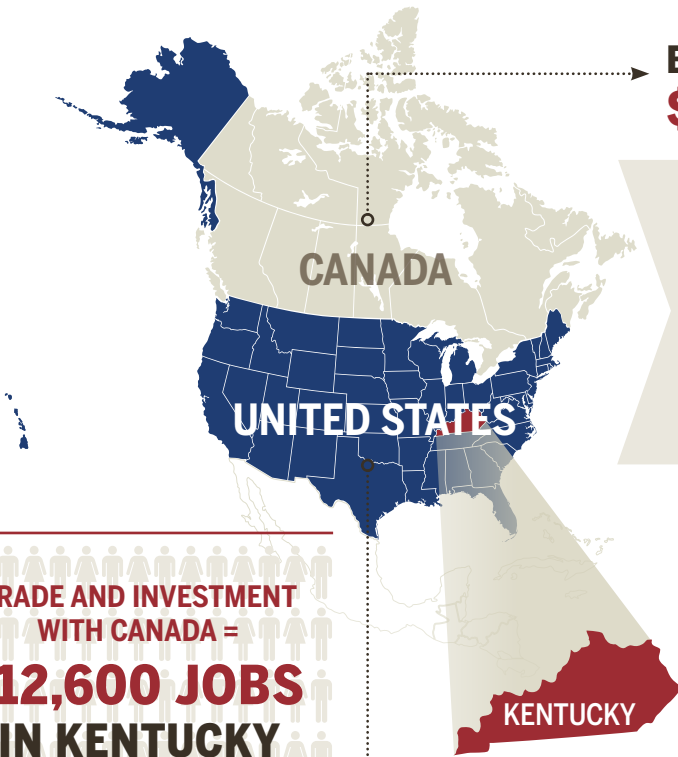




KENTUCKY-CANADA

A STRONG, INTEGRATED AND BALANCED PARTNERSHIP IN AGRICULTURE

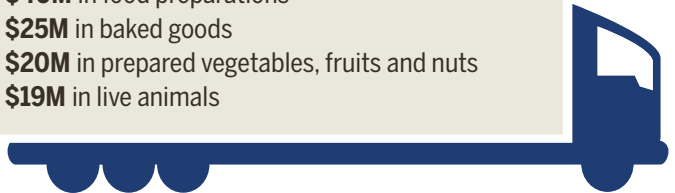
Let's keep a good thing growing!



BILATERAL AGRICULTURAL TRADE = \$411 MILLION IN 2017

KENTUCKY EXPORTED \$204 MILLION TO CANADA, INCLUDING:

- \$51M in beverages, spirits and vinegar (incl. \$25M in whiskies)
- \$40M in food preparations*
- \$25M in baked goods
- \$20M in prepared vegetables, fruits and nuts
- \$19M in live animals




KENTUCKY IMPORTED \$207 MILLION FROM CANADA, INCLUDING:

- \$70M in beverages, spirits and vinegar (incl. \$15M in wine)
- \$23M in baked goods
- \$20M in chocolate products
- \$14M in animal feed
- \$17M in vegetables

* The category "food preparations" includes products such as tea substitutes, vegetable preparations, flavoring extracts, powders and essences, milk or cream substitutes, jelly powders, and juices from concentrate.



KENTUCKY'S TOP AGRICULTURE AND AGRI-FOOD EXPORT MARKETS:



For more information: www.agr.gc.ca/agpartners
Follow the conversation on Twitter: [#agpartners](https://twitter.com/agpartners)

M = Million
All figures in U.S. dollars based on 2017 total U.S. export and import data (as of April 2018)
Trade data source: U.S. Census Bureau based on the World Trade Organization definition of agriculture
E-mail: MAS-SAM@agr.gc.ca

