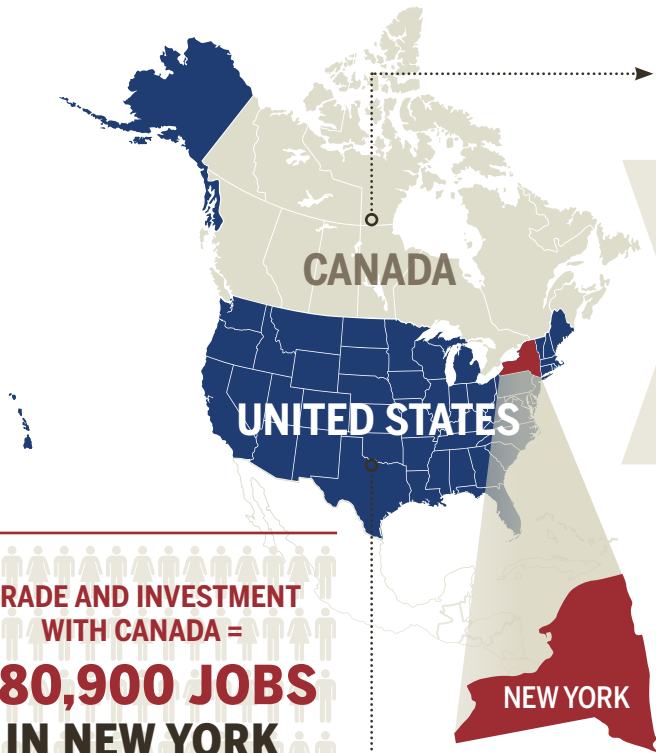




# NEW YORK-CANADA

**A STRONG, INTEGRATED AND BALANCED PARTNERSHIP IN AGRICULTURE**

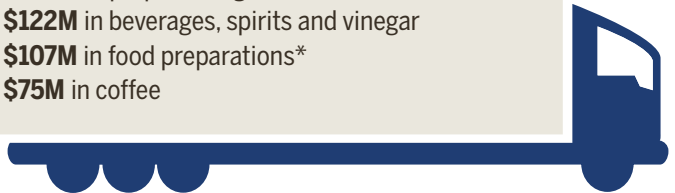
*Let's keep a good thing growing!*



**BILATERAL AGRICULTURAL TRADE = \$2.7 BILLION IN 2017**

**NEW YORK EXPORTED \$947 MILLION TO CANADA, INCLUDING:**

- \$128M in prepared cereal products
- \$124M in prepared vegetables, fruits and nuts
- \$122M in beverages, spirits and vinegar
- \$107M in food preparations\*
- \$75M in coffee



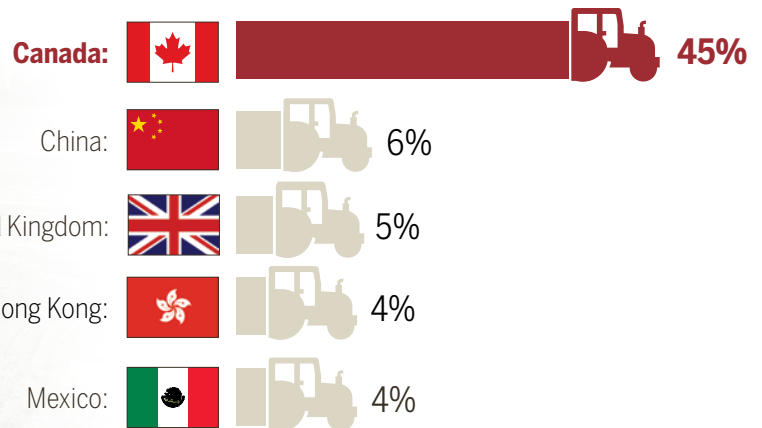
**NEW YORK IMPORTED \$1.8 BILLION FROM CANADA, INCLUDING:**

- \$281M in fresh, chilled or frozen meat (incl. \$124M in pork)
- \$177M in vegetables
- \$162M in food preparations\*
- \$156M in chocolate products
- \$154M in prepared cereal products

\* The category "food preparations" includes products such as tea substitutes, vegetable preparations, flavoring extracts, powders and essences, milk or cream substitutes, jelly powders, and juices from concentrate.



## NEW YORK'S TOP AGRICULTURE AND AGRI-FOOD EXPORT MARKETS:



For more information: [www.agr.gc.ca/agpartners](http://www.agr.gc.ca/agpartners)  
Follow the conversation on Twitter: [#agpartners](https://twitter.com/agpartners)

M = Million  
All figures in U.S. dollars based on 2017 total U.S. export and import data (as of April 2018)  
Trade data source: U.S. Census Bureau based on the World Trade Organization definition of agriculture  
E-mail: [MAS-SAM@agr.gc.ca](mailto:MAS-SAM@agr.gc.ca)

