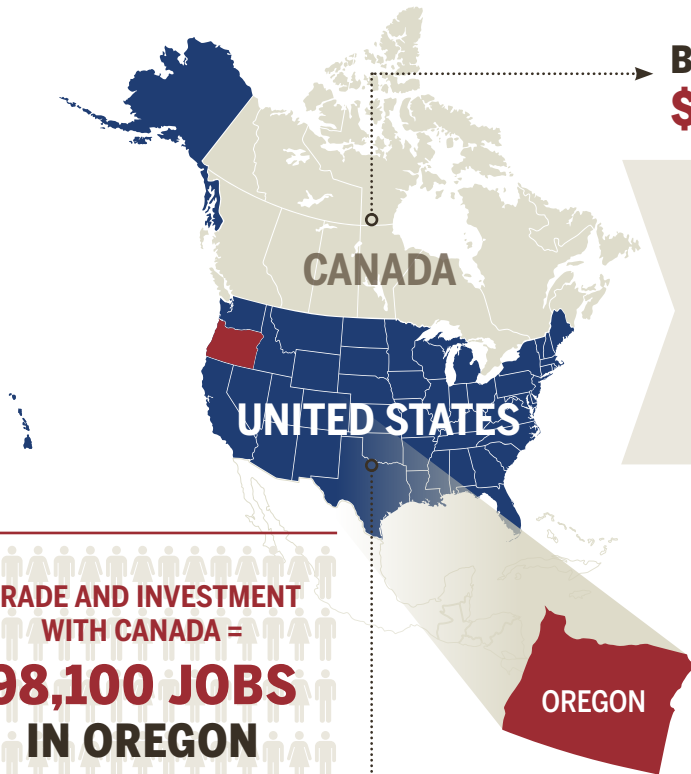




OREGON-CANADA

A STRONG, INTEGRATED AND BALANCED PARTNERSHIP IN AGRICULTURE

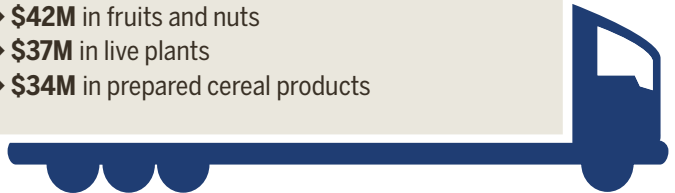
Let's keep a good thing growing!



BILATERAL AGRICULTURAL TRADE = \$758 MILLION IN 2017

OREGON EXPORTED \$346 MILLION TO CANADA, INCLUDING:

- \$52M in prepared vegetables, fruits and nuts
- \$51M in oil seeds
- \$42M in fruits and nuts
- \$37M in live plants
- \$34M in prepared cereal products

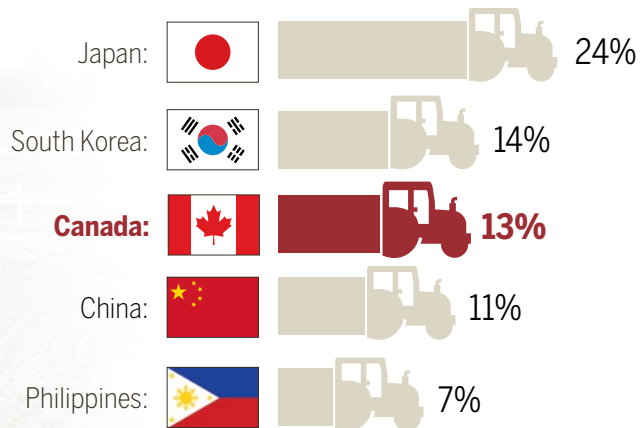


OREGON IMPORTED \$412 MILLION FROM CANADA, INCLUDING:

- \$75M in prepared cereal products
- \$61M in cereals
- \$50M in fats and oils
- \$45M in vegetables (incl. \$24M in mushrooms)
- \$20M in fresh, chilled or frozen beef



OREGON'S TOP AGRICULTURE AND AGRI-FOOD EXPORT MARKETS:



For more information: www.agr.gc.ca/agpartners
Follow the conversation on Twitter: [#agpartners](https://twitter.com/agpartners)

M = Million
All figures in U.S. dollars based on 2017 total U.S. export and import data (as of April 2018)
Trade data source: U.S. Census Bureau based on the World Trade Organization definition of agriculture
E-mail: MAS-SAM@agr.gc.ca

