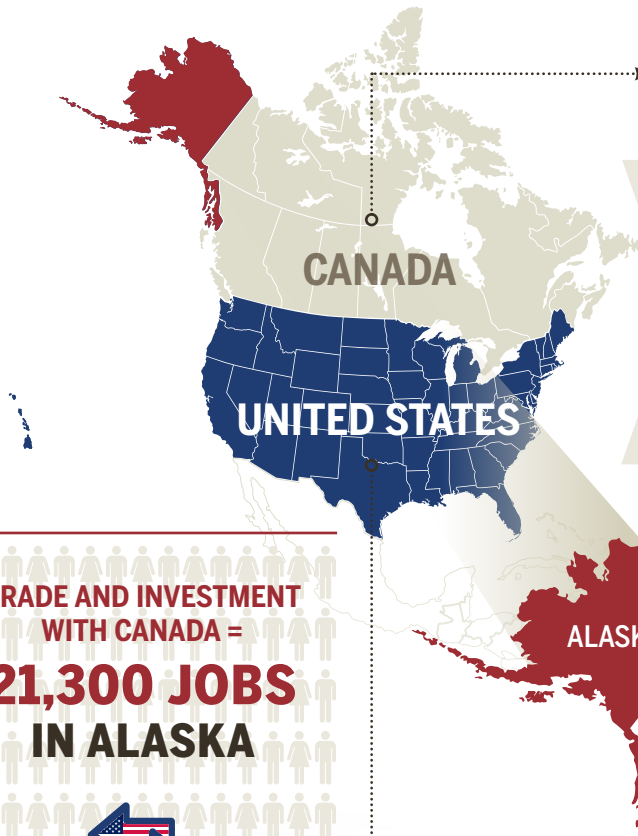




# ALASKA-CANADA

**A STRONG, INTEGRATED AND BALANCED PARTNERSHIP IN AGRICULTURE**

*Let's keep a good thing growing!*



**BILATERAL AGRICULTURAL TRADE = \$7.2 MILLION IN 2017**

**ALASKA EXPORTED \$442K**

TO CANADA, INCLUDING:


- \$200K in fur skins
- \$112K in rice
- \$87K in live horses
- \$18K in vegetables
- \$11K in dried fruits

**ALASKA IMPORTED \$6.8 MILLION**

FROM CANADA, INCLUDING:

- \$3M in animal feed
- \$1M in live plants
- \$905K in malt
- \$674K in live animals
- \$384K in food preparations\*

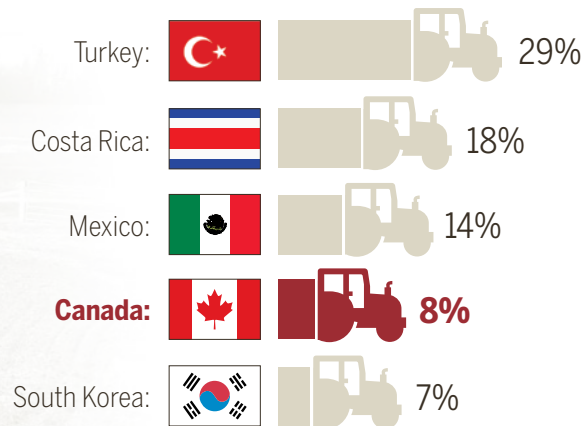
\* The category "food preparations" includes products such as tea substitutes, vegetable preparations, flavoring extracts, powders and essences, milk or cream substitutes, jelly powders, and juices from concentrate.



**TRADE AND INVESTMENT WITH CANADA = 21,300 JOBS IN ALASKA**



**ALASKA'S TOP AGRICULTURE AND AGRI-FOOD EXPORT MARKETS:**



For more information: [www.agr.gc.ca/agpartners](http://www.agr.gc.ca/agpartners)  
Follow the conversation on Twitter: [#agpartners](https://twitter.com/agpartners)

K = Thousand • M = Million  
All figures in U.S. dollars based on 2017 total U.S. export and import data (as of April 2018)  
Trade data source: U.S. Census Bureau based on the World Trade Organization definition of agriculture  
E-mail: [MAS-SAM@agr.gc.ca](mailto:MAS-SAM@agr.gc.ca)

