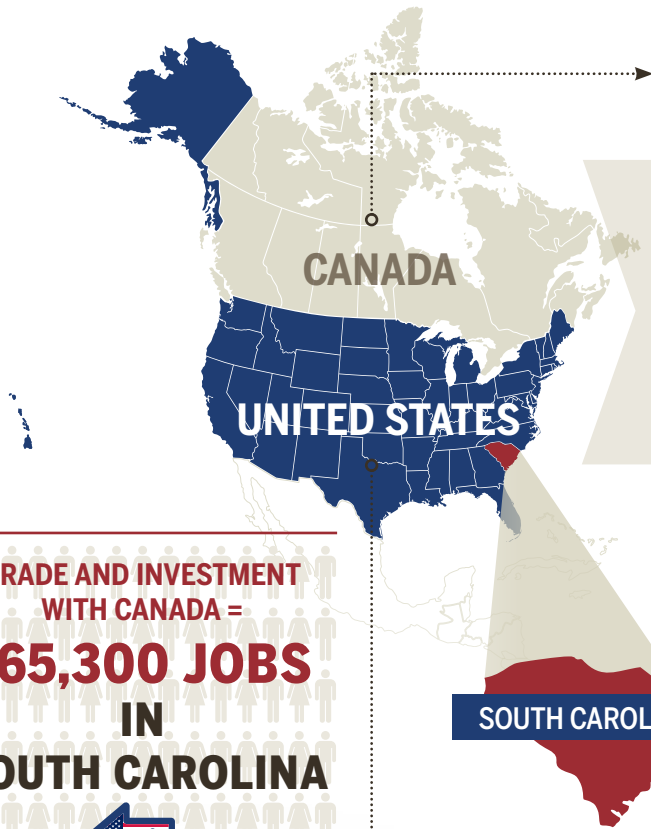




# SOUTH CAROLINA-CANADA

## A STRONG, INTEGRATED AND BALANCED PARTNERSHIP IN AGRICULTURE

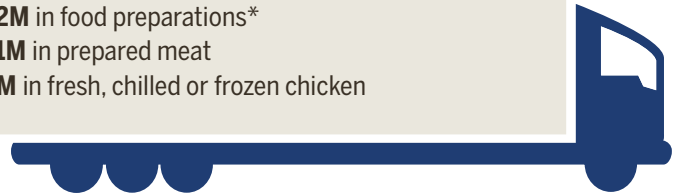
*Let's keep a good thing growing!*



**BILATERAL AGRICULTURAL TRADE = \$261 MILLION IN 2017**

**SOUTH CAROLINA EXPORTED \$113 MILLION TO CANADA, INCLUDING:**

- \$43M in animal feed
- \$20M in prepared cereal products
- \$12M in food preparations\*
- \$11M in prepared meat
- \$7M in fresh, chilled or frozen chicken



**SOUTH CAROLINA IMPORTED \$148 MILLION FROM CANADA, INCLUDING:**

- \$27M in prepared cereal products
- \$23M in prepared vegetables, fruits and nuts (incl. \$17M in processed potatoes)
- \$12M in cereals
- \$11M in chocolate products
- \$11M in tobacco products

\* The category "food preparations" includes products such as tea substitutes, vegetable preparations, flavoring extracts, powders and essences, milk or cream substitutes, jelly powders, and juices from concentrate.

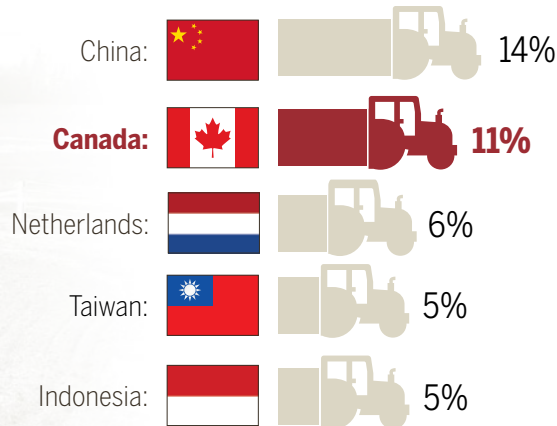
TRADE AND INVESTMENT WITH CANADA =

**165,300 JOBS**

**IN SOUTH CAROLINA**



**SOUTH CAROLINA'S TOP AGRICULTURE AND AGRI-FOOD EXPORT MARKETS:**



For more information: [www.agr.gc.ca/agpartners](http://www.agr.gc.ca/agpartners)  
Follow the conversation on Twitter: [#agpartners](https://twitter.com/agpartners)

M = Million  
All figures in U.S. dollars based on 2017 total U.S. export and import data (as of April 2018)  
Trade data source: U.S. Census Bureau based on the World Trade Organization definition of agriculture  
E-mail: [MAS-SAM@agr.gc.ca](mailto:MAS-SAM@agr.gc.ca)

