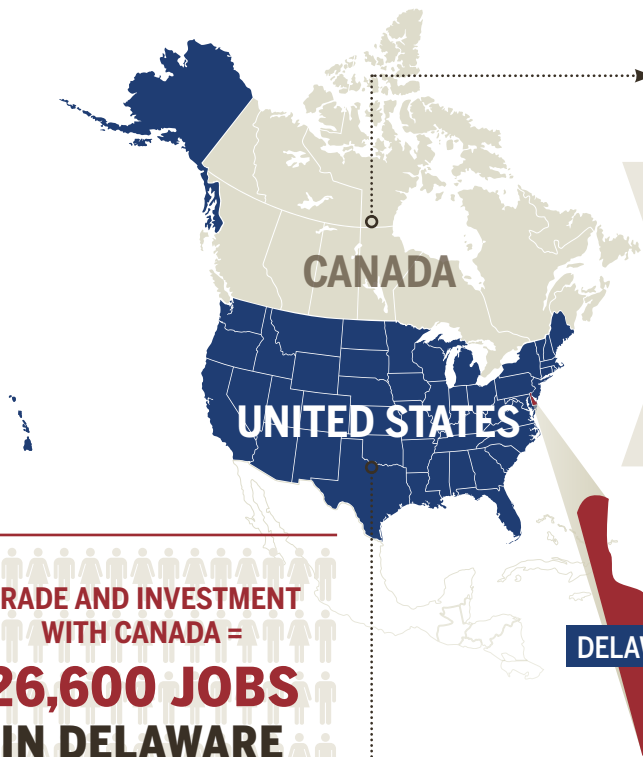




DELAWARE-CANADA

A STRONG, INTEGRATED AND BALANCED PARTNERSHIP IN AGRICULTURE

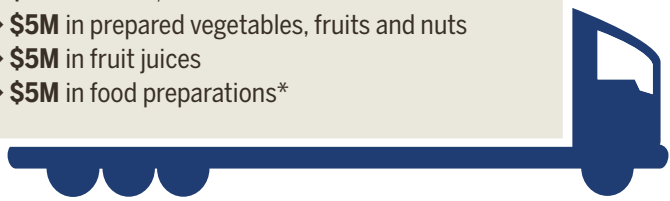
Let's keep a good thing growing!



BILATERAL AGRICULTURAL TRADE = \$243 MILLION IN 2017

DELAWARE EXPORTED \$211 MILLION TO CANADA, INCLUDING:

- \$177M in fruits and nuts (incl. \$143M in bananas)
- \$10M in fresh, chilled or frozen chicken
- \$5M in prepared vegetables, fruits and nuts
- \$5M in fruit juices
- \$5M in food preparations*



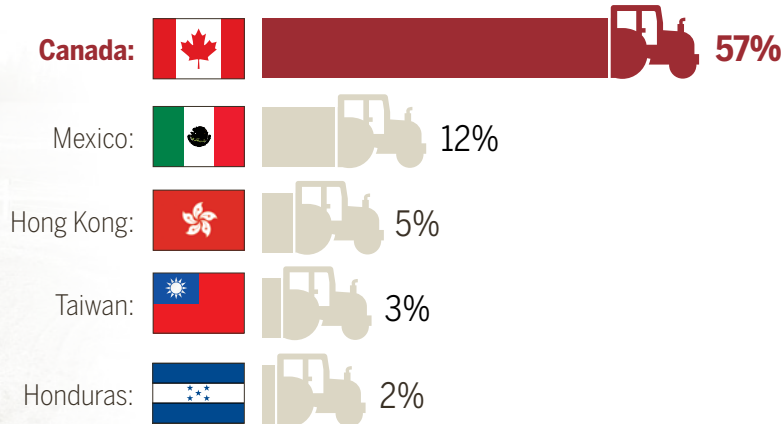
DELAWARE IMPORTED \$32 MILLION FROM CANADA, INCLUDING:

- \$6M in baked goods
- \$6M in fresh, chilled or frozen meat (incl. \$5M in pork)
- \$3M in canola oil
- \$2M in beverages, spirits and vinegar
- \$2M in malt

* The category "food preparations" includes products such as tea substitutes, vegetable preparations, flavoring extracts, powders and essences, milk or cream substitutes, jelly powders, and juices from concentrate.



DELAWARE'S TOP AGRICULTURE AND AGRI-FOOD EXPORT MARKETS:



For more information: www.agr.gc.ca/agpartners
Follow the conversation on Twitter: [#agpartners](https://twitter.com/agpartners)

M = Million
All figures in U.S. dollars based on 2017 total U.S. export and import data (as of April 2018)
Trade data source: U.S. Census Bureau based on the World Trade Organization definition of agriculture
E-mail: MAS-SAM@agr.gc.ca

